



San Francisco 49ers Media Guide



1999  
Media  
Guide



## 1999 Preseason Schedule

Date	Opponent	Local Time	(Pacific)	Network
Thursday, August 12	vs. San Diego	5:00 p.m.		KPIX
Thursday, August 19	vs. Seattle	5:00 p.m.		ESPN
Monday, August 30	@ Oakland	5:00 p.m.		ABC
Friday, September 3	@ Denver	7:00 p.m.	(6:00 p.m.)	KPIX

## 1999 Regular Season Schedule

Date	Opponent	Local Time	(Pacific)	Network
Sunday, September 12	@ Jacksonville	4:15 p.m.	(1:15 p.m.)	FOX
Sunday, September 19	vs. New Orleans	1:00 p.m.		FOX
Monday, September 27	@ Arizona	6:00 p.m.		ABC
Sunday, October 3	vs. Tennessee	1:15 p.m.		CBS
Sunday, October 10	@ St. Louis	12:00 p.m.	(10:00 a.m.)	FOX
Sunday, October 17	vs. Carolina	1:15 p.m.		FOX
Sunday, October 24	@ Minnesota	12:00 p.m.	(10:00 a.m.)	FOX
Sunday, October 31	Bye			
Sunday, November 7	vs. Pittsburgh	1:15 p.m.		CBS
Sunday, November 14	@ New Orleans	12:00 p.m.	(10:00 a.m.)	FOX
Sunday, November 21	vs. St. Louis	1:15 p.m.		FOX
Monday, November 29	vs. Green Bay	6:00 p.m.		ABC
Sunday, December 5	@ Cincinnati	1:00 p.m.	(10:00 a.m.)	FOX
Sunday, December 12	vs. Atlanta	1:15 p.m.		FOX
Saturday, December 18	@ Carolina	4:15 p.m.	(1:15 p.m.)	FOX
Sunday, December 26	vs. Washington	5:20 p.m.		ESPN
Monday, January 3	@ Atlanta	9:00 p.m.	(6:00 p.m.)	ABC

## 1999 SAN FRANCISCO 49ERS MEDIA GUIDE

### CREDITS

Editors .....	Tom Hastings, Kirk Reynolds
Editorial Assistance .....	Darla Maeda, Demetra Marcus, Kimberly McIntyre, Chad Steele, Rodney Knox, Donn Sinn, Joe Cronin, John Turney, Cindy Miller, Elias Sports Bureau
Photography .....	Michael Zagaris, Terrell Lloyd, James Perez, Bill Fox
Composition and Layout.....	Brenda Greyley
Cover Design .....	Gordon/Sterling, Santa Barbara, CA
Printing .....	The Herald Printing Co., New Washington, OH

**ON THE COVER:** San Francisco's 1998 offensive Pro Bowl selections Jerry Rice, Steve Young and Garrison Hearst. (Photos courtesy of Michael Zagaris and Terrell Lloyd.)



More publications available at:

[www.retroseasons.com/library/](http://www.retroseasons.com/library/)



## CONTENTS

49ers Staff Directory	2
<b>49ERS ORGANIZATION</b>	<b>3-32</b>
DeBartolo Sports Centre	4
The Edward J. DeBartolo Corporation	5
Denise DeBartolo York	6
Edward J. DeBartolo Jr.	7
Administration	8-12
Pronunciation Guide	10
49ers Foundation	13-14
Head Coach Steve Mariucci	16-18
Coaching Staff	19-26
Support Staff	26-28
Scouting Staff	28-30
Administration/Front Office Staff	31-32
<b>PLAYER PROFILES</b>	<b>33-176</b>
Veterans	34-157
Veteran Free Agents	158-160
Drafted Rookies	161-166
Rookie Free Agents	167-171
Numerical Roster	172-173
Alphabetical Roster	174-175
<b>1998 IN REVIEW</b>	<b>177-220</b>
Preseason Statistics	178-179
Regular Season Statistics	180-181
Postseason Statistics	182-183
Player Participation Charts	184-185
Game-by-Game Statistics	186
Season Highs & Lows	187-188
Takeaways/Giveaways	189
Inside the 20	190
Superlatives	191-192
Game Summaries	193-213
49ers Ranked in 1998	216
1998 Award Winning 49ers	217-219
<b>49ERS RECORDS</b>	<b>221-292</b>
Individual Records	222-228
Team Records	229-239
Opponents Records	240
49ers Career Leaders	241-242
49ers Yearly Leaders	243-251
49ers NFL Leaders	252
49ers Big Days/Long Plays	253-255
The Last Time	256-257
Career 100/300 Games	258
Postseason	259-291
<b>49ERS HISTORY</b>	<b>293-382</b>
Team vs. Team Results	294-300
Yearly Results	302-310
Preseason Results	311-313
Playoff History	314-315
Offensive & Defensive Ranking	315
Historical Highlights	316-323
All-Time Coaches	324-325
All-Time Roster	326-332
All-Time Numerical Roster	332-340
Draft History	341-352
Trade History	353-356
49ers Free Agency	357-358
Pro Bowl 49ers	359-360
All-Pro 49ers	361-364
All Madden	365
NFL Award Winners	366-367
49ers Hall of Fame	368-369
Retired Jersey Numbers	370
Winning Tradition	371
49ers Starters	372-377
49ers Primetime	378-379
Year-by-Year Statistics	380-381
<b>THE RED ZONE</b>	<b>383-408</b>
What to Look For in 1999	384-385
49ers Stadiums	386-389
Fingertip Information	388
Radio Network	390
Medical Glossary	391-395
NFC Schedule	396-398
AFC Schedule	399-401
National Football League Schedule	402-404
National Television Games	405
CBA Terms	406-407
Media Services	408
Training Camp	408

## INDEX

1998 Award Winning 49ers	217-219
1998 In Review	177-220
49ers Big Days/Long Plays	253-255
49ers Career Leaders	241-242
49ers Foundation	13-14
49ers Free Agency	357-358
49ers Hall of Fame	368-369
49ers History	293-382
49ers NFL Leaders	252
49ers Organization	3-32
49ers Primetime	378-379
49ers Ranked in 1998	216
49ers Records	221-292
49ers Stadiums	386-389
49ers Staff Directory	2
49ers Starters	372-377
49ers Yearly Leaders	243-251
Administration	8-12
Administration/Front Office Staff	31-32
AFC Schedule	399-401
All Madden	365
All-Pro 49ers	361-364
All-Time Coaches	324-325
All-Time Numerical Roster	332-340
All-Time Roster	326-332
Alphabetical Roster	174-175
Career 100/300 Games	258
CBA Terms	406-407
Coaching Staff	19-26
DeBartolo Corporation, The Edward J.	5
DeBartolo Jr., Edward J.	7
DeBartolo Sports Centre	4
DeBartolo York, Denise	6
Draft History	341-352
Drafted Rookies	161-166
Fingertip Information	388
Game-by-Game Statistics	186
Game Summaries	193-213
Historical Highlights	316-323
Individual Records	222-228
Inside the 20	190
Last Time (The)	256-257
Mariucci, Head Coach Steve	16-18
Media Services	408
Medical Glossary	391-395
National Football League Schedule	402-404
National Television Games	405
NFC Schedule	396-398
NFL Award Winners	366-367
Numerical Roster	172-173
Offense & Defense Ranking	315
Opponents Records	240
Player Participation Charts	184-185
Player Profiles	33-176
Playoff History	314-315
Postseason	259-292
Postseason Statistics	182-183
Preseason Results	311-313
Preseason Statistics	178-179
Pro Bowl 49ers	359-360
Pro Bowl 49ers	359-360
Pronunciation Guide (Staff)	10
Radio Network	390
Red Zone (The)	383-408
Regular Season Statistics	180-181
Retired Jersey Numbers	370
Rookie Free Agents	167-171
Season Highs & Lows	187-188
Scouting Staff	28-30
Superlatives	191-192
Support Staff	26-28
Takeaway/Giveaways	189
Team Records	229-239
Team vs. Team Results	294-300
Trade History	353-356
Training Camp	408
Veteran Free Agents	158-160
Veterans	34-157
What to Look For in 1999	384-385
Winning Tradition	371
Year-by-Year Statistics	380-381
Yearly Results	302-310

**OFFICE ADDRESS**

4949 Centennial Boulevard  
Santa Clara, CA 95054-1229  
408/562-4949

**TICKET/SUITES OFFICES**

3Com Park  
Room 398  
San Francisco, CA 94124  
415/656-4900 (tickets)  
415/656-4949 (suites)

49ers on the internet: <http://www.sf49ers.com>

NFL on the internet: <http://www.nfl.com>

## San Francisco 49ers Directory

**Ownership**

Edward J. DeBartolo Corporation .....Owner  
Denise DeBartolo York.....Chairman and Owner  
Edward J. DeBartolo Jr.....Owner  
Franklin Mieuli.....Limited Partner  
Richard Morabito.....Limited Partner

**Management**

John York.....Vice President  
Bill Walsh.....Vice President/General Manager  
Keith Lenhart.....Vice President/Chief Financial Officer  
John McVay.....VP/Director of Football Operations  
Terry Donahue.....Director of Player Personnel  
Bill McPherson.....Director of Pro Personnel  
Lisa DeBartolo.....Director of 49ers Foundation

**Administration**

Lynn Carrozzini.....Ticket Manager  
Murlan "Mo" Fowell.....Director of Stadium Operations  
Melrene Frear.....Controller  
Alex Ignacio.....Director of Information Systems  
Rodney Knox.....Director of Communications/Marketing  
Kevin Lartigue.....Equipment Manager  
R.C. Owens.....Executive Assistant/Alumni Coordinator  
Kirk Reynolds.....Director of Public Relations  
Robert Yanagi.....Video Operations Director

**Coaching Staff**

Steve Mariucci.....Head Coach  
Jerry Attaway.....Physical Development Coordinator  
Mike Barnes.....Strength Development Coordinator  
Tom Batta.....Tight Ends  
Chris Beake.....Defensive Quality Control  
Dwaine Board.....Defensive Line  
Greg Brown.....Defensive Backs  
Larry Kirksey.....Wide Receivers  
Greg Knapp.....Quarterbacks  
Brett Maxie.....Defensive Assistant/Secondary  
Bobb McKittrick.....Offensive Line  
Jim Mora.....Defensive Coordinator  
Marty Mornhinweg.....Offensive Coordinator  
Patrick Morris.....Offensive Line  
Tom Rathman.....Running Backs  
Richard Smith.....Linebackers  
George Stewart.....Special Teams Coordinator  
Andy Sugarman.....Offensive Quality Control

**Scouting**

Jim Abrams.....Northeast Region  
John Brunner.....Midwest Region  
Jeremy Green.....Southwest Region  
Brian Gardner.....West Region  
Jim Gruden.....Southeast Region  
Oscar Lofton.....Southeast Region

**Medical Staff**

Lindsay McLean.....Head Athletic Trainer  
Todd Lazenby.....Assistant Athletic Trainer  
Jason Powell.....Assistant Athletic Trainer  
Michael Dillingham, M.D.....Physician  
James B. Klmt, M.D.....Physician  
Robert Bonahoom, DDS.....Dentist

**Front Office Staff**

Maggie Ahumada.....Executive Administrator/Foundation  
Donna Barnes.....Ticket Office/Stadium Operations  
Dawn Beres.....Executive Assistant/CFO  
Gary Burcham.....Maintenance Assistant/Stadium Operations  
Jill Cameron.....Donations  
Angela Christiansen.....Administrative Assistant/Pro Personnel  
Dominic Correll.....Finance & Salary Cap Coordinator  
Nikki DeBartolo.....Foundation Coordinator  
Harry Edwards, Ph.D.....Special Consultant  
Berit Einsiedl.....Receptionist/Fan Mail  
Jeff Fontana.....Business Office  
Sandy Fontana.....Business Operations  
Fred Formosa.....Security Manager  
Cindey Garcia.....Business Office  
Richard Genoff.....Sports Turf Manager/Head Groundskeeper  
Fred Gualco.....Security Coordinator  
Tom Hastings.....Communications Manager  
Nikki Hawkins.....Marketing Coordinator  
Hilary Heuermann.....Executive Assistant/Football Operations  
Sean Howard.....Player Personnel Assistant  
Kristin Johnson.....Public Relations Administrative Assistant  
Barbi Leach.....Administrative Assistant/Defensive Coaches  
Tiffany Lofton.....Administrative Assistant/Player Personnel  
Anthony Lozano.....Facilities Manager  
Darla Maeda.....Public & Community Relations Coordinator  
Demetra Marcus.....Public Relations Assistant  
Willie McNeil.....Security  
Jim Mercurio.....Stadium Operations  
Valerie Nicklas.....Administrative Asst./Offensive Coaches  
Michael Olmstead.....Entertainment Coordinator  
John Otoboni.....Legal Counsel  
Carri Parham.....Receptionist/Highlight Tapes  
Ben Parks Jr.....Football Operations Assistant  
Molly Pederson.....Stadium Operations  
Nick Pettit.....Assistant Equipment Manager  
Dave Rahn.....Coordinator of Travel & Team Services  
Eduardo Sandoval.....Housekeeping  
Raul Sandoval.....Maintenance  
Eric Schulz.....Security  
Donn Sinn.....Historian  
Dante Siracusa.....Payroll  
Ted Staryk.....College Scouting Assistant/Draft Room  
Chad Steele.....Public Relations Assistant  
Sasha Taylor.....Foundation Coordinator  
Gail Tobriner.....Assistant Ticket Manager  
Keena Turner.....Player Relations  
Steve Urbaniak.....Assistant Equipment Manager  
Jimmy Vaughn.....Security  
José Vasquez.....Housekeeping  
Linda Waddingham.....Executive Assistant/Head Coach  
Craig Walsh.....Senior Marketing Manager  
Jane Walsh.....Executive Assistant/General Manager  
Debye Whelchel.....Assistant Controller  
Virginia Whittaker.....Business Office  
Jim Wyatt.....Stadium Operations Controller  
Keith Yanagi.....Video Operations Assistant  
Michael Zagaris.....Team Photographer



**ORGANIZATION**



## MARIE P. DeBARTOLO SPORTS CENTRE

In loving memory of their mother, Marie P. DeBartolo, San Francisco 49ers' Owners Denise DeBartolo York and Edward J. DeBartolo Jr. dedicated the team's training facility and office complex in August 1988.

Situated on an 11-acre site in Santa Clara, CA (approximately 40 miles south of 3Com Park), the complex provides players, coaches, and staff with all the necessary components for daily practices, weekly game preparations, and general overall operations in one functional, state-of-the-art setting.

From its master blueprint to the smallest of details, the facility exemplifies the DeBartolos' strive for perfection and drive for superiority. It also reflects their dedication to the organization and first-class standard for operating procedures.

Three natural grass practice fields, with underground drainage and watering systems, allow for workouts in all Northern California weather conditions.

A two-story, 52,000 square-foot building (more than three times the space the 49ers had in Redwood City) houses all offices and facilities with the exception of the ticket and luxury suite operations, which remain at 3Com Park. Located upstairs at the facility are offices for coaches, administration, video operations, business operations, public relations, pro scouting, and college scouting.

The ground floor contains a spacious dressing room area with 60 permanent lockers and allocations for extra (portable) lockers to be used during mini-camps when squads are larger.

A well-equipped weight room and training area downstairs accommodates both preventative and rehabilitative conditioning. A 30-by-40-foot hydro-therapy indoor swimming pool is also available.

Also located downstairs are numerous meeting rooms, each featuring a video cassette projector, allowing players and coaches the opportunity to analyze previous games, practice sessions, and upcoming opponents.

Media facilities include two interview rooms, a sizable workroom, alongside a large (120-seat) auditorium and conference room (wired for live television broadcasts from the site), making the set-up ideally suited for weekly press conference coverage and daily reporting duties. Located just outside the media workroom is a patio area used for press luncheons and other team-related activities.

### UNBEAT-A-BOWL

With a 5-0 mark in the Super Bowl, the 49ers own the best record in the history of the NFL's biggest game. San Francisco is one of five unbeaten teams in Super Bowl play, and one of two unbeaten in multiple appearances. The New York Giants are 2-0, while the Chicago Bears and New York Jets are each 1-0. The 49ers are 5-1 in league title games if you count the 21-7 loss to Cleveland in the 1949 AAFC Championship Game.



## The Edward J. DeBartolo Corporation OWNER

The Edward J. DeBartolo Corporation (EJDC) is the controlling owner of the National Football League five-time World Champion San Francisco 49ers franchise. Additionally, EJDC is a diversified real estate development and management company headquartered in Youngstown, Ohio. The firm's portfolio includes three thoroughbred racetracks, as well as a variety of office, industrial and hotel properties throughout the United States. Complementing these enterprises, the DeBartolo family maintains an interest in the Simon Property Group.

Since 1981, the 49ers have won 13 division titles, five conference championships and five Super Bowl championships (the first franchise in NFL history to win five), claiming the world title in 1981 (Super Bowl XVI), '84 (Super Bowl XIX), '88 (Super Bowl XXIII), '89 (Super Bowl XXIV) and '94 (Super Bowl XXIX).

During the past 18 seasons (1981-98), San Francisco has won 227 games (counting postseason)—an average of nearly 13 victories per year—has reached the playoffs 16 times (including eight consecutive seasons from 1983-90), and is the only NFL team to produce a winning record in each of the past 16 seasons (1983-98).

The 49ers earned the moniker "Team of the 80s" after claiming four Super Bowl titles during that decade. They have extended their dominance into the 90s, posting a league-best 109-35 (.757) record over the last nine years.

Founded in 1944 by the late Edward J. DeBartolo Sr., EJDC built a legacy as the nation's largest shopping mall development and management firm. In April 1994, the majority of EJDC's shopping center assets were transferred to a newly-created real estate investment trust (REIT) called DeBartolo Realty Corporation (DRC). The DeBartolo family maintained interest in this portion of the shopping center portfolio through their ownership of the REIT operating partnership, DeBartolo Realty Partnership, L.P. and its General Partner, DeBartolo Realty Corporation.

In August 1996, DeBartolo Realty Corporation merged with Simon Property Group to form the largest real estate company in North America. It currently owns or has an interest in 243 properties which consist of existing regional malls, community shopping centers and specialty and mixed-use properties containing an aggregate of 167 million square feet of gross leasable area in 35 states.

Integral to each project undertaken by the Corporation is the responsibility to provide a wide variety of services which benefit the entire community. The firm has taken a leadership role in key issues such as encouraging students to stay in school and has provided financial assistance for charitable and community service organizations. To implement this DeBartolo philosophy, the DeBartolo Family Foundation and the 49ers Foundation are committed to these efforts.

### MERGE MASTERS

San Francisco has won the most division titles since the NFL-AFL merger in 1970. The 49ers have claimed 16 NFC West titles to top Dallas' 15 NFC East championships. The 49ers are 273-164-3 (.624). Miami (284-152-2) and Dallas (277-161-0) are the only teams with more wins than the 49ers since 1970.



## Denise DeBartolo York

### CHAIRMAN—OWNER



With more than 20 years experience in the field of management and real estate development, Denise DeBartolo York serves as chairman of The Edward J. DeBartolo Corporation (EJDC) and oversees the Corporation's entire portfolio, including the five-time world champion San Francisco 49ers.

DeBartolo York, who previously served as Executive Vice President of Personnel and Corporate Marketing/Communications for EJDC, was instrumental in the development of the EJDC's employee programs and communications tools. Based on her accomplishments, she was elevated to the position of Vice Chairman in April 1994. After the death of her father, Edward J. DeBartolo in December 1994, DeBartolo York was named Chairman.

When the Edward J. DeBartolo Corporation owned the Pittsburgh Penguins of the National Hockey League (1981-91), Denise was one of only a few female executives in the league. She was team President when the Penguins won their first Stanley Cup title in 1991. During three seasons as Pittsburgh's President, DeBartolo York helped the Penguins post a 113-106-21 record and qualify for the Stanley Cup playoffs twice. She was also instrumental in allowing the city of Pittsburgh to host the NHL All-Star Game for the first time ever, January 21, 1990. The DeBartolos have been widely recognized as the family that saved hockey in the tri-state area by establishing a championship caliber organization and drafting star players like Mario Lemieux (1984) and Jaromir Jagr (1990).

In addition to her business responsibilities, DeBartolo York gives generously of her resources and time to numerous charitable and community organizations, including the recent development of the DeBartolo Stadium Club at Youngstown State University. As a member of Ursuline Sisters Financial Advisory Board, DeBartolo York assisted them in developing and implementing a massive fundraising drive for the construction of a new preschool, kindergarten and adult education center.

She supports the DeBartolo Family Foundation's intent to utilize grant funds to provide help for the poor, the needy and the needs of children.

In 1991, she served as the chairperson for MADD (Mothers Against Drunk Driving) Project Red Ribbon Campaign and is currently involved in the Corporation's efforts to support the National Center for Missing and Exploited Children. She was recently recognized for the contribution of three additional classrooms and Library to St. Charles Elementary School in Boardman, Ohio.

DeBartolo York began her career with EJDC after graduating from St. Mary's College at Notre Dame. She and her husband, John York, are the parents of two sons and twin daughters.



## Edward J. DeBartolo Jr.

### OWNER



As Chief Executive Officer of the 49ers from its acquisition until 1997, Edward J. DeBartolo Jr. saw his primary role as one of providing emotional and financial support for his players and coaches. For this reason, the 49ers often praise him as a "player's owner: a man who appreciates your efforts on the field, win or lose."

In 1968, after attending the University of Notre Dame, DeBartolo began his career in his family's real estate business, The Edward J. DeBartolo Corporation (EJDC). From 1979 to 1994, DeBartolo served as President and Chief Administrative Officer. He was named Chief Executive Officer after his father's death in 1994 and served in that position until 1997. Since that time, he has pursued other interests, including DBE Investments based in San Mateo, CA.

Throughout his life, DeBartolo has actively participated in and supported charitable institutions. He has given generously of his time and influence to St. Jude Children's Research Hospital, the Heart Fund, Cancer Crusade and the United Way. He received the 1982 Salvation Army Citation of Merit in recognition of these humanitarian efforts. The award is the organization's highest honor, which has been previously presented to Dwight D. Eisenhower, Cecil B. DeMille, Helen Hayes and William Randolph Hearst. At 35, DeBartolo was the youngest honoree to receive the award.

In 1985, DeBartolo also was named the recipient of the prestigious Warner Award, the highest national individual honor given by the Pop Warner (youth) Football Association. DeBartolo served as national chairman for the 19th Annual Victor Awards (1985) which is sponsored by the Sportsmen's Club for The City of Hope. He was also the 1986 national banquet chairman for the City of Hope's "Spirit of Life Award." In 1997, DeBartolo was honored in Washington, D.C. when the National Italian-American Foundation bestowed their special achievement award for Sports/Business.

In recognition of his business accomplishments, DeBartolo was appointed to the Advisory Council for the College of Business Administration at the University of Notre Dame in 1988. He also was elected to the Board of Directors for the Cleveland Clinic Foundation in 1991 and is on the Advisory Council for the National Association of People with AIDS.

Born and raised in Youngstown, Ohio, DeBartolo has actively supported the city's organizations. Married to the former Cynthia Papalia, his childhood sweetheart, DeBartolo has three daughters, Lisa Marie, Tiffanie Lynne and Nicole Anne. Both Lisa and Nikki are active with the 49ers Foundation.



## John York

**VICE PRESIDENT, SAN FRANCISCO 49ERS**

**EXECUTIVE VICE PRESIDENT, EDWARD J. DEBARTOLO CORPORATION**



As Executive Vice President for the Edward J. DeBartolo Corporation, John York oversees the day-to-day operations of the Corporation's portfolio and as Vice President of the San Francisco 49ers, the Corporation's largest asset, York's responsibilities include providing oversight between the company's home office in Youngstown, Ohio and the 49ers in San Francisco.

A member of the Board of Directors, York is essential in steering the DeBartolo Corporation's other business ventures which include retail properties, hotels, office towers and industrial parks throughout the country. In addition to these responsibilities, York maintains interests in several other ventures, including an investment firm based in Youngstown, OH and a software systems organization in Nashville, TN.

York, a successful entrepreneur with a multifaceted business background, has a proven record for developing turnkey operations. In 1982, he founded DeYor Laboratories in Youngstown, OH. From three employees, York molded a 500-person operation with facilities in three states. With revenues between \$25 to \$30 million annually, his business was considered among the largest in the Midwest. DeYor Laboratories was sold to Corning, Inc. in 1993.

Bringing this expertise to the DeBartolo Corporation, York assumed the position of Senior Vice President/Director of Racing Operations in December 1994. Since then, he has instituted programs designed to streamline operations and enhance the overall value of the portfolio. He developed the inaugural DeBartolo Racing Challenge in 1997, tying together the Derbies at Thistledown, Remington Park and Louisiana Downs for three-year olds. The single winner of the three DeBartolo races collects a \$1 million bonus. Since 1995, York has been a director of Equibase, a joint venture between the Jockey Club and Thoroughbred Racing Association tracks, providing statistical racing information to the industry and patrons.

In addition to his business acumen, York is noted for his generous support of youth activities and education. Through contributions of time and resources, he has actively participated in many worthwhile community organizations. He currently serves as Vice President for the Boardman Community Baseball Association, an area baseball league for children ages five through 18. He was instrumental in the construction of "Field of Dreams," a local baseball complex comprised of 20 baseball fields. He participated in local youth basketball programs as a coach and organizer. Supporting local education, York was recognized in 1996 for his generosity and guidance in the renovation of the library at St. Charles Elementary School, as well as the addition of three new classrooms in 1997. In the spring of 1999, York donated \$500,000 for a new math and science building at his alma mater Little Rock Catholic High School.

A native of Muskogee, OK, York graduated magna cum laude from the University of Notre Dame in 1971. After receiving his doctorate from Stritch School of Medicine at Loyola University in 1975, York underwent seven years of post-doctorate training at such prominent universities as Loyola of Chicago and Vanderbilt. An accomplished writer and lecturer, York has numerous presentations to his credit. He also belongs to several professional societies, including the American Society of Clinical Pathology, International Academy of Pathology and the American Medical Association.

York and his wife, Denise DeBartolo York, have four children.



## Bill Walsh

### VICE PRESIDENT/GENERAL MANAGER



Bill Walsh, the man who took over a losing San Francisco 49ers team in 1979 and built it into the most successful NFL franchise over the last two decades, returns to the organization to guide it into the next millennium. He was named Vice President/General Manager of the 49ers January 20, 1999 and will coordinate the daily management of the organization and all aspects of football operations, including personnel decisions, the college draft and training camp.

Under Walsh's direction the 49ers experienced heights of victory never reached prior to his arrival as head coach in 1979. He was appointed the team's General Manager in 1982 and ascended to the role of President in 1985. During this period, Walsh was responsible for all major organizational decisions. During the 10-year tenure (1979-88), Walsh laid the foundation of success that the 49ers have achieved over the last 20 years, including the beginning (1983) of an unprecedented streak of 16 consecutive 10-win seasons.

Walsh was at the helm of one of the greatest success stories in the history of professional sports. In 1979, he took over a team that went 2-14 the previous season and transformed it into a Super Bowl champion in just three seasons. Under Walsh's direction, the 49ers won three Super Bowl titles (1981, '84 and '88), made seven NFC postseason appearances and claimed six NFC West division championships. He was twice named NFL Coach-of-the-Year (1981, '84) and was later named NFL Coach-of-the-Decade for the 1980s.

Walsh became one of only 14 coaches in the history of professional football to be elected to the Hall of Fame, when he was enshrined in 1993. He compiled a .617 winning percentage with a 102-63-1 career record that included 10 wins in 14 postseason games. He was the first coach in team history to reach the 100-win plateau.

Walsh's first collegiate head coaching job came at Stanford in 1977, where he directed the Cardinal to a 17-7 record and captured wins in the Bluebonnet and Sun Bowls during his two-year tenure. Walsh returned to Stanford in 1992 and promptly led the Cardinal to a 10-3 record that concluded with a New Year's Day win over Penn State in the Blockbuster Bowl. It was the school's first New Year's Day bowl game victory in 21 years. He remained at Stanford through the 1994 season.

In 1994, Walsh was instrumental in the establishment and management of the World League of American Football, now known as NFL Europe. He has continued to serve the league as a consultant and representative in various NFL ventures.

Walsh's impact on the coaching industry is apparent by the rise of former assistants, players and people who have come under his influence, including Dennis Green, Mike Holmgren, Mike Shanahan, Ray Rhodes, Jeff Fisher, Sam Wyche, Rod Dowhower, Bruce Coslet, Sherman Lewis, Brian Billick, Gary Kubiak, George Seifert, Jon Gruden, Paul Hackett, Tom Holmoe, Dwaine Board, Bobb McKittrick, Bill McPherson, Tom Rathman, Harry Sydney and Tom Lovat.

In 1987, Walsh created the Minority Coaching Fellowship program that has produced, among others, Tyrone Willingham, Stanford's current head coach. The NFL later adopted this Fellowship as a league-wide program.

After 10 seasons with San Francisco, Walsh joined NBC Sports in 1989 and teamed with award-winning announcer Dick Enberg for three seasons as the network's top analyst on NFL and Notre Dame telecasts.

Walsh earned a bachelor's degree (1955) and a master's in education (1959) from San Jose State. He is author of two books *Finding the Winning Edge* and *Building a Champion*.

Walsh and his wife, Geri, are the parents of three children: Steve, Craig and Elizabeth.



## Keith Lenhart

### VICE PRESIDENT/CHIEF FINANCIAL OFFICER



With 14 years experience in financial support and management guidance, Keith Lenhart begins his first year as Vice President/Chief Financial Officer for the 49ers. He is responsible for providing ownership oversight for The Edward J. DeBartolo Corporation and Denise DeBartolo York, as well as handling all business operations for the team and providing financial guidance and support to all of the team's football-related activities.

Lenhart was originally appointed Vice President of the 49ers in February 1999 before being named Vice President/CFO in May 1999. In addition to his current role and CPA status, he has established strong leadership credentials that have placed him high among his peers in the executive business community.

Prior to joining The Edward J. DeBartolo Corporation in 1994, and after graduating from Youngstown State University in 1985, Lenhart's professional career began to develop with a command position at Hill, Barth & King CPAs. HBK is a prestigious regional accounting firm with offices in Ohio, Pennsylvania, Florida and Virginia. During his tenure with HBK, he was a primary consultant to The Edward J. DeBartolo Corporation, involved heavily in the financial operations of the corporation, the San Francisco 49ers and the Pittsburgh Penguins of the National Hockey League. In 1991, Lenhart's financial expertise was instrumental in the sale of the Penguins, and he has earned a reputation of decisive management with creative style through his leadership and financial strengths.

Transporting his professional expertise, Lenhart accepted the position of Vice President/Controller with The Edward J. DeBartolo Corporation in 1994. In addition to closing major corporate deals and implementing an improved sophisticated operational accounting system at the Corporation's three thoroughbred race tracks, he was vital in negotiating and closing the corporation's multi-hundred million dollar debt refinancing in 1998.

Being recognized as an integral part of the day-to-day operations of EJDC, his financial expertise and decision-making abilities merited his involvement in the operational and business aspects of the San Francisco 49ers. Working closely with members of the front office, Lenhart has been instrumental in refining the financial reporting of the 49ers and coordinating an operational and financial exchange between the corporate offices in Ohio and the team offices in California.

In addition to his business responsibilities, Lenhart is a member of the American Institute of CPAs, as well as the Ohio Society of CPAs. Lenhart, born (9-28-63) in Jeanette, PA, is actively involved with the adult education program and the school age children's program at his church. He is married to the former Kathy Paulsen and they are the parents of three children: Zachary (10-1-88), Caitlin (9-28-90), and Abigail (9-24-96).

### PRONUNCIATION GUIDE

Edward J. **DeBartolo**  
Steve **Mariucci**  
Marty **Mornhinweg**

DE - BAR - toe - lo  
Mary - UCHI  
MORN - hen - wig



## John McVay

### VICE PRESIDENT/DIRECTOR OF FOOTBALL OPERATIONS



John McVay has returned to the 49ers as Vice President/Director of Football Operations. He will manage many aspects of football operations, including contract negotiations, pre-season scheduling and salary cap management, among several other duties.

McVay spent 17 years (1979-95) with the 49ers with administrative responsibilities including Vice President and General Manager, Director of Player Personnel, Director of Football Operations, Vice President for Football Administration, Administrative Vice President and Assistant to the President. During his tenure, the 49ers claimed five Super Bowl titles. He was named *The Sporting News* NFL Executive-of-the-Year in 1989, following the team's fourth Super Bowl.

He came to the 49ers after three seasons (two and one-half as Head Coach) with the New York Giants (1976-78) and two years as the Head Coach and General Manager of the Memphis Southmen of the World Football League, where his teams were 24-7 during the 1974 and '75 seasons.

McVay's coaching career included nine years of high school football in Ohio: three years at Lancaster High, one year at Franklin High and a five-year stay at Canton Central Catholic High, where he compiled a 41-7 record.

From the prep ranks, he became an assistant on Duffy Daugherty's Michigan State staff (1962-64) before taking over at Dayton prior to joining the WFL. He was Head Coach (1965-73) and Athletic Director (1972-73) at Dayton, where he led the 1966 Flyers to their first winning season (8-2) in 10 years.

Born (1-5-31) in Bellaire, OH and a product of the famous high school football town of Massillon, OH, McVay was an All-Ohio center as a Massillon schoolboy. He was elected to the prestigious Massillon Hall of Fame in 1994.

An All-Midwest selection and two-time team MVP as a center at Miami University (known nationally as the "Cradle of Coaches") in Oxford, OH, he played for both Woody Hayes and Ara Parseghian. Hayes awarded McVay Miami's last available football scholarship, and John went on to become a team captain for the Redskins. He is a member of that school's athletic Hall of Fame.

McVay's three sons all followed in his collegiate football footsteps. Jim, the Executive Director for college football's Outback Steakhouse Bowl in Tampa, FL, was quarterback/safety at Dayton; John Jr. played safety for Miami; and Tim, who was captain at Indiana, also played safety.

McVay lives in Granite Bay, CA.

### POTENT STREAK

San Francisco has won 37 consecutive regular season games when scoring 30-or-more points. The last time they scored 30 points and lost was when Philadelphia won a 37-34 decision in overtime (1-3-94).



## Terry Donahue

### DIRECTOR OF PLAYER PERSONNEL



Terry Donahue joins the San Francisco 49ers in 1999 as Director of Player Personnel. Among his many duties will be managing the 49ers scouting and draft activities in addition to coordinating the team's pro personnel department.

Donahue joins the 49ers after spending the last three years (1996-98) as the lead college football analyst for CBS Sports. Prior to going into broadcasting, Donahue became the winningest coach in Pac 10 history, posting a 151-74-8 (.665) record during a 20-year (1976-95) head coaching career at UCLA.

During his two-decade reign, Donahue built UCLA into one of the top programs in the country. The Bruins finished in the Top 20 12 times and cracked the Top 10 five times under Donahue's direction. He registered a 98-51-5 (.653) conference record and guided the Bruins to 13 bowl games, including four Rose Bowls, and five Pac 10 championships. The 98 wins are the most in conference history, and he posted a winning record against every Pac 10 opponent. Donahue had an 8-4-1 record in bowl games and is one of only two coaches in NCAA history to win eight consecutive bowl appearances.

UCLA produced 34 first-team All-Americans and had 14 players selected in the first round of the NFL draft during Donahue's tenure.

The Southern California native went to UCLA as a walk-on and started two seasons (1965-66) at defensive tackle. After graduating in 1967, he became defensive line coach at Kansas before returning to UCLA as offensive line coach in 1971. He assumed the head coaching position when Dick Vermeil resigned to coach the Philadelphia Eagles in 1976.

Donahue was a starting linebacker at Notre Dame High in Sherman Oaks, CA. After playing freshman football at San Jose State, he attended L.A. Valley College before enrolling at UCLA, where he earned a bachelor's degree in history in 1967. He later added a master's degree from UCLA in kinesiology in '77.

Terry was born (6-24-44) in Los Angeles, CA. He and his wife, Andrea, have three grown children: Nicole, Michele, and Jennifer.

## Bill McPherson

### DIRECTOR OF PRO PERSONNEL



In 1999, Bill McPherson makes the transition from the coaching staff to the administration, taking over as the Director of Pro Personnel. McPherson will handle the research of player movement and evaluation of talent in the NFL, as well as assisting with game plan formulation. He retired from coaching following the 1998 season.

McPherson served 20 years (1979-98) as an assistant coach for the 49ers. One of the most respected teachers in the game, his coaching capacities included assistant head coach, linebackers coach, defensive line coach, defensive coordinator, and defensive assistant.

A defensive tackle at Santa Clara in the early '50s, McPherson began coaching in 1956 at his high school alma mater, San Jose's Bellarmine Prep (1956-62), following U.S. Army service in Korea.

He later was the defensive coordinator and defensive line coach at Santa Clara for 12 years (1963-74) before moving to UCLA as defensive line coach (1975-77).

At UCLA, he worked with Dick Vermeil, whom he later joined as an assistant with the Philadelphia Eagles (1978) as linebackers coach for one year before joining the 49ers in 1979.

"Mac" was inducted into Santa Clara's Athletic Hall of Fame as a player and coach (1984) and was appointed to the University's Board of Fellows in 1989. He holds a business degree from Santa Clara ('54) and a teacher's certification (secondary degree) from San Jose State ('58).

Born in Santa Clara, CA (10-24-31), Bill and his wife, Elsie, have five grown children: Michael, Claire, Joanne, Marianne and Patrick, who works for the Denver Broncos as a Defensive Assistant. The couple lives in San Jose, CA.



## Lisa DeBartolo

### DIRECTOR OF 49ERS FOUNDATION



Lisa DeBartolo enters her seventh year with the San Francisco 49ers as Director of 49ers Foundation.

Established in July 1991, the 49ers Foundation serves as one of the team's community outreach divisions dedicated to assisting Bay Area non-profit organizations in order to fulfill the educational and social goals of their communities.

Under DeBartolo's leadership, the 49ers Foundation has helped hundreds of organizations and awarded well over \$1,000,000 in financial support to local agencies.

DeBartolo is instrumental in venturing into the private sector and building rewarding relationships with local businesses. She has also taken the lead in producing several unique fundraising events and community outreach programs.

A 1992 graduate of St. Mary's (CA) College, Lisa spent most of her summers and post graduation time working in a variety of capacities within the Edward J. DeBartolo Corporation in Youngstown, Ohio before moving permanently to California in 1993.

Born Lisa Marie DeBartolo (12-17-69) in Youngstown, OH, she is the eldest daughter of Edward J. and Candy DeBartolo.

## 49ERS FOUNDATION

Established in July 1991, the 49ers Foundation serves as one of the team's community outreach divisions dedicated to assisting Bay Area communities in an effort to meet the educational and social goals and needs of their neighborhoods. The Foundation offers unique resources and financial support to non-profit organizations working to enrich and strengthen communities throughout the San Francisco Bay Area. The Internal Revenue Service has determined the 49ers Foundation a tax-exempt organization under Section 501(c) (3) of the Internal Revenue Code.

The 49ers Foundation has created an array of giving programs, including:

### Financial Support Programs

Providing financial support to local charities through a grant program was the immediate intention when the 49ers Foundation was established. The following briefly outlines how the 49ers Foundation has reached out to struggling grassroots organizations and students in need, in addition to established charities:

#### \* *Grant Program, Annual Program*

Proposals are accepted January 1 through June 30 of each year. Approximately 50 candidates are chosen for \$2,500 grants which are awarded throughout the football season.

#### \* *Neighbor to Neighbor Contributions, Year-round*

Proposals are accepted year-round from established non-profit organizations, as well as grassroots community groups. Awards range from \$100-\$1,000.

#### \* *Bay Area All-Star Scholarship Team Program, Annual*

BAASST was formed in 1996 and is partnered with the Golden State Warriors, Oakland A's, Oakland Raiders, San Francisco Giants and San Jose Sharks. The collaboration awards six \$2,500 scholarships to students residing within the Bay Area's nine counties: Alameda, Contra Costa, Fremont, Marin, Napa, San Mateo, Santa Clara, Solano and Sonoma. All public high schools within these vicinities are provided scholarship details.

**1998 San Francisco 49ers Foundation Grant Recipients (partial list)**

AIDS Emergency Fund (San Francisco)  
 American Cancer Society Courageous Kids (Campbell)  
 American Lung Association (Daly City)  
 Asian American Recovery Services (San Francisco)  
 Bay Area Rescue Mission (Richmond)  
 Bay Area Sports Hall of Fame (San Francisco)  
 Boys & Girls Clubs (Bay Area)  
 Catholic Youth Organization (San Rafael)  
 CHP 11-99 (Saratoga)  
 City of Los Altos Police Department / DARE (Los Altos) ·  
 City Team Ministries (San Jose)  
 Cystic Fibrosis Foundation (San Francisco)  
 Families First (Davis)  
 Giants Community Fund (San Francisco)  
 Great American College Works (San Mateo)  
 Greyhound Friends for Life (Gilroy)  
 Infusion One Community Development (San Francisco)  
 Junior 49ers of Hunters Point (San Francisco)  
 Live Oak Adult & Senior Centers (Los Gatos)  
 Napa Emergency Women's Services (Napa)  
 NFL Alumni Charities (Redwood City)  
 Oak Grove Youth Football (San Jose)  
 Oakland NAACP (Oakland)  
 Operation Dream / SFPD (San Francisco)  
 Peninsula Pop Warner (Redwood City)  
 San Francisco Committee to Save High School Sports (San Francisco)  
 San Jose Dance Theatre (San Jose)  
 Susan G. Komen Breast Cancer Foundation (San Francisco)  
 United Negro College Fund (San Francisco)

**49ers Foundation Giving History**

Year	Donations	Funding	Year	Donations	Funding
1992	14	\$ 34,550	1996	55	\$ 207,620
1993	36	\$ 149,850	1997	101	\$ 226,820
1994	22	\$ 33,750	1998	125	\$ 230,715
1995	21	\$ 54,650	1999 (YTD)	102	\$ 224,983



TM © 1999 SF 49ers

*Amazing Stat:*

## **CURRENT UNINTERRUPTED STREAK OF RADIO BROADCASTS OF 49ERS GAMES:**

1988: KGO Newstalk AM 810

1989: KGO Newstalk AM 810

1990: KGO Newstalk AM 810

1991: KGO Newstalk AM 810

1992: KGO Newstalk AM 810

1993: KGO Newstalk AM 810

1994: KGO Newstalk AM 810

1995: KGO Newstalk AM 810

1996: KGO Newstalk AM 810

1997: KGO Newstalk AM 810

1998: KGO Newstalk AM 810

1999: KGO Newstalk AM 810

*Note: Analysts predict this streak will continue indefinitely.*





## Steve Mariucci HEAD COACH



Steve Mariucci is in his third year with the 49ers as the team's head coach. He is the 13th head coach in 49ers' history.

With a 25-7 record and two postseason trips after his first two years as head coach, Mariucci has established himself as one of the finest coaches in the NFL. His 25 wins is the second-best two-year mark in league history, trailing only George Seifert's 28-4 record.

Mariucci has never lost a regular season game (16-0) at home during his tenure in San Francisco, the fastest start at home in NFL history, eclipsing the 13-0 mark John Madden set with Oakland in 1969-70. Overall, Mariucci has an 18-1 mark at 3Com, including playoffs. He is one of only three coaches in league history to win 12-or-more games in each of his first two seasons.

Under Mariucci's guidance, the 1998 49ers had the NFL's top-rated offense and became the first team since the 1941 Chicago Bears to lead the league in gross passing yards and rushing yards in the same season. The 49ers led the league in nine different categories, including total offense, rushing yards, gross passing yards and first downs, while breaking four team records. San Francisco led the NFL and set a team record with 6,801 yards of total offense, breaking the previous mark (6,435) set in 1993. They led the NFL and set a team record with an average of 425.1 yards per game, the second best in league history. The 49ers also set team records and led the NFL with 2,544 yards rushing and 381 first downs.

In addition to team accomplishments, Mariucci's 1998 troops put together a number of outstanding individual performances. Five players were named to the Pro Bowl, including G Kevin Gogan (3), RB Garrison Hearst (1), WR Jerry Rice (12), LB Winfred Tubbs (1), and QB Steve Young (7). Hearst led NFC running backs in three rushing categories: longest run (96t), yards in a game (198), and average yards per attempt (5.1); Rice set an NFL record by catching a pass in 193 consecutive games (breaking Art Monk's record of 183); Young threw a career-high 36 touchdown passes and completed 322-of-517 passes for a career-high 4,170 yards; and Young and Rice combined to become the NFL's all-time QB-WR scoring tandem with 84 touchdowns.

In his inaugural year, Mariucci posted a 13-3 record in 1997 and led the 49ers to the NFC West title for the 13th time in the last 17 seasons, tying a league record (Chicago Bears) for fastest to a division title by sealing it up in Game 11. He became one of 13 head coaches since the NFL-AFL merger in 1970 to lead his team to a division title in his first season, and only the fourth to accomplish the feat directly out of the college ranks. Mariucci is the only head coach ever to lead his team to the NFC Championship Game one year removed from college. With 13 regular season wins in his first season, Mariucci ranked second all-time in wins for a rookie head coach. He established an NFL record for consecutive wins by a rookie head coach with an 11-game winning streak.

Mariucci joined the 49ers' staff January 16, 1997 after spending one season as head coach at the University of California. In 1996, he led a young Cal team to a 6-5 regular season record and a trip to the Aloha Bowl. His implementation of the West Coast offense helped the Bears average 457.6 yards per game, including a school record 321.5 through the air. Also under Mariucci's guidance was Kansas City's 1997 fourth-round pick, Pat Barnes, who set eight Pac 10 records and 30 Cal records.

Prior to joining the Cal staff, Mariucci was quarterbacks coach for the Green Bay Packers from 1992-95, tutoring the likes of three-time MVP Brett Favre, Mark Brunell, and Ty Detmer.

During his college days, Mariucci led Northern Michigan on the greatest turn around in college football history. After posting an 0-10 record in 1974, Mariucci directed the Wildcats to a 13-1 record and the 1975 NCAA Division II National Championship. The two-time All-America quarterback (1976-77) was voted the team MVP for three consecutive seasons, establishing 14 school passing records prior to his graduation in 1977.

Steve began his coaching career at his alma mater (1978-79), serving as the quarterbacks and running backs coach, then moved on to Cal State Fullerton as the quarterbacks and special teams coordinator (1980-82). For the next two seasons, Mariucci was the assistant head coach and offensive coordinator at Louisville (1983-84) before accepting his first pro position in 1985 with the USFL's Orlando Renegades as receivers coach. Later that fall, he had a brief stint at the Los



Angeles Rams as quality control coach, and then transferred to the University of Southern California in '86 to accept the receivers/special teams coordinator post.

After a year at USC, Mariucci spent the next five years at Cal as the team's wide receivers and special teams coach (1987-89), then as offensive coordinator (1990-1991). In 1991, his offense led the Bears to a 10-2 record and a No. 7 national ranking. Mariucci joined the Packers in 1992 and spent four seasons as quarterbacks coach under Mike Holmgren. Mariucci was elected into Northern Michigan University Hall of Fame in 1988 and elected into the Upper Peninsula of Michigan Hall of Fame in 1995.

A native of Iron Mountain, MI, Steve was born November 4, 1955. He and his wife, Gayle, have four children: sons, Tyler (11-28-84), Adam (8-23-86), Stephen (2-3-89), and daughter, Brielle (9-19-95).

**Mariucci's coaching background:** 1978-79 (Northern Michigan), 1980-82 (Cal State-Fullerton), 1983-84 (Louisville), 1985 (Orlando Renegades, USFL), 1985 (Los Angeles Rams), 1986 (Southern California), 1987-91 (California), 1992-95 (Green Bay Packers), 1996 (California), 1997-curr. (49ers).

## 49ERS REGULAR SEASON COACHING RECORDS

COACH	YEARS	W	L	T	PCT.
Lawrence "Buck" Shaw	(9) 1946-54	71	39	4	.640
Norman "Red" Stradler	(1) 1955	4	8	0	.333
Frank Albert	(3) 1956-58	19	16	1	.542
Howard "Red" Hickey+	(5) 1959-63	27	27	1	.500
Jack Christiansen+	(5) 1963-67	26	38	3	.411
Dick Nolan	(8) 1968-75	54	53	5	.504
Monte Clark	(1) 1976	8	6	0	.571
Ken Meyer	(1) 1977	5	9	0	.357
Pete McCulley#	(1) 1978	1	8	0	.111
Fred O'Connor#	(1) 1978	1	6	0	.143
Bill Walsh	(10) 1979-88	92	59	1	.609
George Seifert	(8) 1989-96	98	30	0	.766
Steve Mariucci	(2) 1997-curr.	25	7	0	.844
<b>Total</b>		<b>431</b>	<b>306</b>	<b>15</b>	<b>.585</b>

## 49ERS COACHING RECORDS

COACH	YEARS	W	L	T	PCT.
Lawrence "Buck" Shaw	(9) 1946-54	72	40	4	.638
Norman "Red" Stradler	(1) 1955	4	8	0	.333
Frank Albert	(3) 1956-58	19	17	1	.527
Howard "Red" Hickey+	(5) 1959-63	27	27	1	.500
Jack Christiansen+	(5) 1963-67	26	38	3	.411
Dick Nolan	(8) 1968-75	56	56	5	.500
Monte Clark	(1) 1976	8	6	0	.571
Ken Meyer	(1) 1977	5	9	0	.357
Pete McCulley#	(1) 1978	1	8	0	.111
Fred O'Connor#	(1) 1978	1	6	0	.143
Bill Walsh	(10) 1979-88	102	63	1	.618
George Seifert	(8) 1989-96	108	35	0	.755
Steve Mariucci	(2) 1997-curr.	27	9	0	.750
<b>Total</b>		<b>456</b>	<b>322</b>	<b>15</b>	<b>.586</b>

Includes postseason play, comprising 41 games with six coaches 25-16 (.615)...Walsh 10-4 (.714), Seifert 10-5 (.667), Mariucci 2-2 (.500), Nolan 2-3 (.400), Shaw 1-1 (.500) and Albert 0-1 (.000).

+ Hickey coached the first three games of 1963, Christiansen the final 11.

# McCulley coached the first nine games of 1978, O'Connor the final seven.



## ACTIVE COACHES CAREER REGULAR SEASON

(Based on Winning Percentage)

No.	Coach	Current Team	Yrs.	W	L	T	Pct.
1.	Steve Mariucci	San Francisco	2	25	7	0	.781
2.	George Seifert	Carolina	8	98	30	0	.766
3.	Mike Holmgren	Seattle	7	75	37	0	.670
4.	Mike Shanahan	Denver	6	55	29	0	.655
5.	Bill Cowher	Pittsburgh	7	71	41	0	.634
	Dennis Green	Minnesota	7	71	41	0	.634
7.	Chan Gailey	Dallas	1	10	6	0	.625
8.	Mike Ditka	New Orleans	13	118	82	0	.590
9.	Bill Parcells	New York Jets	14	130	92	1	.585
10.	Dan Reeves	Atlanta	18	162	117	1	.580
11.	Jim Fassel	New York Giants	2	18	13	1	.578
12.	Jimmy Johnson	Miami	8	71	57	0	.555
13.	Tom Coughlin	Jacksonville	4	35	29	0	.547
14.	Bobby Ross	Detroit	7	61	51	0	.545
15.	Pete Carroll	New England	3	26	22	0	.542
	Wade Phillips	Buffalo	3	26	22	0	.542

## NFL COACHES TO WIN DIVISION DIRECTLY OUT OF COLLEGE RANKS

COACH	NFL TEAM	YEAR	COLLEGE TEAM
Steve Mariucci	San Francisco	1997	Cal
Barry Switzer	Dallas	1994	Oklahoma
Dennis Green	Minnesota	1992	Stanford
Bobby Ross	San Diego	1992	Georgia Tech

## ROOKIE COACHES TO WIN DIVISION (Since NFL-AFL Merger in 1970)

NAME	TEAM	YEAR	NAME	TEAM	YEAR
Steve Mariucci	San Francisco	1997	George Seifert	San Francisco	1989
Jim Fassel	N.Y. Giants	1997	Bud Carson	Cleveland	1989
Barry Switzer	Dallas	1994	Red Miller	Denver	1977
Bill Cowher	Pittsburgh	1992	Ted Marchibroda	Baltimore	1975
Dennis Green	Minnesota	1992	Chuck Knox	Los Angeles	1973
Bobby Ross	San Diego	1992	Don McCafferty	Baltimore	1970

## MOST WINS AFTER TWO REGULAR SEASONS

COACH	W	L	T	YEARS	COACH	W	L	T	YEARS
George Seifert	28	4	0	1989-90	Allie Sherman	22	5	1	1961-62
Steve Mariucci	25	7	0	1997-98	Chuck Knox	22	6	0	1973-74
Barry Switzer	24	8	0	1994-95	Red Miller	22	8	0	1976-77

## WINNING PERCENTAGE

Although it's too early to rank Mariucci among the winningest coaches in NFL history, the 49er skipper is off to a nice start. His .781 winning percentage after two years is the 10th best start in NFL history.

1. Guy Chamberlain	21-0-3	.938	6. Tommy Hughlitt	18-2-3	.847
2. Luke Johnson	14-1-1	.906	7. Dick Rauch	20-4-2	.808
3. George Seifert	28-4	.875	8. Allie Sherman	22-5-1	.803
4. Paul Brown	21-3	.875	9. Chuck Knox	22-6	.786
5. George Halas	19-2-3	.854	10. Steve Mariucci	25-7	.781



## JERRY ATTAWAY PHYSICAL DEVELOPMENT COORDINATOR



Jerry Attaway, in his 17th season as coordinator for physical development, supervises the team's weight/exercise training and the dietary/nutritional needs of the players.

Attaway came to the 49ers following five years in a similar capacity at the University of Southern California (1978-82). During his first three years at USC, he was the assistant offensive line coach, as well as coordinator for physical development.

A product of UC Davis and Sacramento State, Attaway transferred to Sacramento State after an injury ended his football career.

Collegiately, he served as an assistant coach at UC Davis (1970-72), the College of Idaho (1973-75) and Utah State (1976-77),

prior to his USC coaching stint.

After earning a degree in physical education and biology from Sacramento State in 1972, Attaway received his master's degree in education, with an emphasis in guidance and counseling, from the College of Idaho in '74. He often conducts health workshops that focus on weight loss and nutrition.

Born in Susanville, CA (1-3-46), Jerry and his wife, Cheryl, live in San Jose, CA.

**Attaway's coaching background:** 1970-72 (UC Davis), 1973-75 (College of Idaho), 1976-77 (Utah State), 1978-82 (Southern California), 1983-curr. (49ers).

## MICHAEL BARNES STRENGTH DEVELOPMENT COORDINATOR



Michael Barnes is in his sixth year with the 49ers. His primary role with the team focuses on the area of strength training.

Barnes, 33, joined the Niners' coaching staff following four years at the University of California, where he served as assistant strength and conditioning coach, working with the football team that played in bowl games in 1991 and '93. He also handled the conditioning programs for the men's basketball team, in addition to several other sports, including the highly successful baseball and rugby teams.

Prior to joining the Cal staff, Barnes served as a graduate assistant at both Texas A&M ('90) and Auburn ('89). He is a 1988 graduate of the University of New York Cortland and received his master's degree in health and human

performance from Auburn.

Barnes publishes in professional journals and continues to edit for a popular health and fitness magazine. A native of New York, Mike and his wife, Sue, reside in Pleasanton, CA with their son Zachary (6-13-98).

**Barnes' coaching background:** 1989 (Auburn), 1990 (Texas A & M), 1991-93 (California), 1994-curr. (49ers).

## TOM BATTA TIGHT ENDS



Tom Batta is in his first season with the 49ers as tight ends coach. He joins the 49ers with 16 years of NFL coaching experience.

San Francisco represents the fourth team Batta has worked for during his NFL coaching career, which began in 1984 as defensive line coach for the Minnesota Vikings. He served as defensive assistant/special teams coach for Bud Grant in 1985 before taking over as tight ends/special teams coach under Jerry Burns from 1986-91. Batta handled special teams on Dennis Green's staff from 1992-93. After a 10-year tenure in Minnesota, Batta joined Indianapolis as tight ends/quality control coach from 1994-97. He was quality control coach for Pittsburgh in 1998.

Batta entered the collegiate coaching ranks at Akron University in 1973 after leading Warren Harding High in Warren, OH to a state championship. He moved to Colorado as defensive line coach from 1974-78. He served as defensive coordinator at Kansas (1979-82) and North Carolina State (1983) before jumping to the NFL in 1984.



Before becoming a coach, Batta played three years on the offensive and defensive lines for Kent State from 1961-63. He earned his bachelor's degree in health and physical education at Kent State and a master's in education at Akron.

Batta was born (10-6-42) in Youngstown, OH. He and his wife, Liz, have two grown sons, Jeff and Tom.

**Batta's coaching background:** 1973 (Akron), 1974-78 (Colorado), 1979-82 (Kansas), 1983 (North Carolina State), 1984-93 (Minnesota Vikings), 1994-97 (Indianapolis Colts), 1998 (Pittsburgh Steelers), 1999 (49ers).

## CHRIS BEAKE DEFENSIVE QUALITY CONTROL



Chris Beake is in his first year as defensive quality control coach with the 49ers. He spent the previous year as a pro personnel assistant with the team.

Beake was a Civil Engineer Officer for the Air Force from 1995-98, designing and managing contract work at Eglin Air Force Base in Florida, among others. While a lieutenant, Beake was a graduate assistant coach for the Air Force Academy in Colorado Springs, CO, where he assisted the defensive coordinator and helped with the defensive backs from 1994-95. He was a training camp and game day coaching assistant for the Denver Broncos from 1984-89.

A graduate from the Air Force Academy in 1994, Beake earned his bachelor's degree in civil engineering. He received a master's degree in business administration from the University of West Florida in 1997.

Born (9-10-72) in Kansas City, MO, Beake is single and resides in Mountain View, CA.

**Beake's coaching background:** 1994-95 (Air Force), 1999 (49ers).

## DWAINE BOARD DEFENSIVE LINE



One of the 49ers' all-time sack leaders, Dwaine Board is in his 10th season with the team, his sixth as defensive line coach. Board spent four years as the team's defensive line assistant, working primarily with the team's nickel defense and the "elephant" spot, a combination lineman-linebacker, prior to his promotion in February of '94.

Under Board's tutelage, the 1998 defensive unit recorded 51.0 sacks to rank second in the NFL. Individual performances included Chris Doleman who tied for second in the NFC and third in the NFL with 15.0 sacks. In 1997 Board was a factor in developing the NFL's Defensive Player-of-the-Year in Dana Stubblefield, who led the team with a career-high 15.0 sacks.

A member of three world championship 49er teams, Board recorded 61.0 career sacks from 1979-88 (plus eight in postseason). His four tackles, two sacks and constant pressure in Super Bowl XIX, earned him Defensive Player-of-the-Game honors in San Francisco's 38-16 win over Miami.

A graduate of Franklin County (VA) High, Board was a three-time All-America selection at North Carolina A&T and a fifth-round draft choice of the Steelers in 1979.

Following his release by Pittsburgh, Board signed with the 49ers and registered a team-leading seven sacks as a rookie in '79. He retired following the '88 campaign, after joining the Saints midseason.

Born in Rocky Mount, VA (11-29-56), "Pee Wee" and his wife, Lynne, have three daughters: Camille (6-11-89), Allie (1-21-91), and Tessa Raine (3-22-95). The family lives in Redwood City, CA.

**Board's coaching background:** 1990-curr. (49ers).



## GREG BROWN DEFENSIVE BACKS



Greg Brown joins the 49ers coaching staff in 1999 as the defensive backs coach, replacing Jim Mora, who was promoted to defensive coordinator.

Brown joins the 49ers with eight years of NFL experience, including the last two as defensive backs coach for Tennessee (1997-98). He spent two years as defensive backs coach for San Diego (1995-96) and coached Atlanta's secondary in 1994. Brown began his NFL coaching career with Tampa Bay (1984-87).

Collegiately, Brown served three coaching stints as secondary coach at Wyoming (1987-88), Purdue (1989-90), and Colorado (1991-93). He began his coaching career as a graduate assistant at his alma mater, Texas-El Paso (1980-82), before joining the professional ranks as defensive backs coach for the Denver Gold of the USFL from 1983-84.

A native of Denver, CO, Brown was born October 10, 1957. He lettered twice as a defensive back and graduated with a degree in history and physical education from Texas-El Paso in 1980. Brown and his wife, Stacie, reside in San Jose, CA.

**Brown's coaching background:** 1980-82 (Texas-El Paso), 1983-84 (Denver Gold, USFL), 1984-87 (Tampa Bay Buccaneers), 1987-88 (Wyoming), 1989-90 (Purdue), 1991-93 (Colorado), 1994 (Atlanta Falcons), 1995-96 (San Diego Chargers), 1997-98 (Tennessee Oilers), 1999 (49ers).

## LARRY KIRKSEY WIDE RECEIVERS



Larry Kirksey is in his sixth season as the 49ers receivers coach.

Under Kirksey's tutelage, Jerry Rice set a number of NFL records during the '98 campaign. Rice has caught a pass in 193 consecutive games, breaking Art Monk's NFL record of 183. Rice set an NFL record for most touchdowns (29) against an opponent (Atlanta) and is the first player in NFL history to surpass the 17,000-mark rushing or receiving. His 12th Pro Bowl selection is just one shy of the all-time record. Also under Kirksey's guidance, receivers Terrell Owens and J.J. Stokes achieved career-highs in every receiving category.

Prior to joining the San Francisco staff, Kirksey accumulated 20 years of coaching experience on the collegiate level, including four at the University of Alabama. While serving as running backs coach, the Crimson Tide recorded four consecutive Bowl appearances and won the national championship in 1992. In addition, Kirksey's charges led the Southeastern Conference in rushing in 1992, averaging 252 yards per game.

His resume includes serving as receivers/tight ends coach at Miami (Ohio) from 1974-76, Kentucky (1977-81) and Kansas (1982). In 1983, Kirksey was named head coach at Kentucky State, where he served one season before joining the University of Florida as running backs coach from 1984-88, tutoring the likes of Emmitt Smith, Neal Anderson and John L. Williams. He coached one season at the University of Pittsburgh (1989), prior to being hired by Alabama in 1990.

Born in Harlan, KY (1-6-51), Larry and his wife, Anita, have two children: Jessica (17) and Jared (14).

**Kirksey's coaching background:** 1974-76 (Miami, OH), 1977-81 (Kentucky), 1982 (Kansas), 1983 (Kentucky State), 1984-88 (Florida), 1989 (Pittsburgh), 1990-93 (Alabama), 1994-curr. (49ers).



## GREG KNAPP QUARTERBACKS



Greg Knapp is in his fifth season with the 49ers and second as quarterbacks coach. Knapp spent the previous three years as the team's offensive quality control coach. Knapp works closely with offensive coordinator Marty Mornhinweg in tutoring the quarterbacks.

In 1998, Knapp was instrumental in Steve Young reaching career-highs in touchdown passes (36) and passing yards (4,170). Young also finished the season with a 101.1 quarterback rating, ranking over 100 for the sixth time in his career.

Knapp spent nine years on the coaching staff at Sacramento State University, serving as running backs coach (1986-89), receivers coach (1989-90), and offensive coordinator/assistant head coach (1991-94).

A collegiate quarterback at Sacramento State, he was one of the most prolific signal callers in that school's history. He ranks among the Hornets' career leaders with better than 3,800 passing yards and 32 touchdown passes. He participated in training camps of the Kansas City Chiefs in 1986, the Los Angeles Raiders from 1987-90 and the San Francisco 49ers from 1992-94.

Knapp was born in Long Beach, CA (3-5-63). He and his wife, Starla, have a daughter, Jordan Christine (8-25-95), and live in Los Gatos, CA.

**Knapp's coaching background:** 1986-94 (Sacramento State); 1995-curr. (49ers).

## BRETT MAXIE DEFENSIVE ASSISTANT/SECONDARY



Brett Maxie joins the 49ers staff in 1999 as the defensive assistant/secondary coach. He joins the 49ers after spending the '98 season as a defensive backs/defensive quality control coach with the Carolina Panthers. Maxie will serve as the primary assistant to defensive backs coach Greg Brown, as well as other areas of defensive preparation.

A 13-year veteran of the NFL, Maxie spent nine seasons with the New Orleans Saints (1985-93), one with Atlanta ('94), and two with Carolina (1995-96). Maxie was the first player to ever record an interception with Carolina and had a career-high six picks in '95 with the Panthers. Maxie closed his playing career in San Francisco ('97), finishing his career with 23 interceptions.

Maxie graduated in 1985 with a degree in biology from Texas Southern, where he played safety. Maxie originally planned to attend optometry school before signing as an undrafted free agent with New Orleans.

Born (1-13-62) in Dallas, TX, Brett and his wife, Angela, have four children: sons, Brett (7-14-92) and Adam (11-18-93), and daughters, Maya (11-21-95) and Olivia (4-15-97). The family resides in San Jose, CA.

**Maxie's coaching background:** 1998 (Carolina Panthers), 1999 (49ers).

## BOBB MCKITTRICK OFFENSIVE LINE



One of the cornerstones of the 49ers' five world championship teams, Bobb McKittrick enters his 28th season in the NFL and 21st with San Francisco as offensive line coach.

Since 1990, McKittrick has had an offensive lineman invited to the Pro Bowl 12 times, including G Kevin Gogan in '98.

McKittrick has been coaching professional football since 1971 when he was an assistant with the Rams (1971-72). He took a sabbatical from football in 1973 to do graduate work at Oregon State before rejoining the NFL in San Diego (1974-78).

Bobb began his coaching career in 1961 as an assistant at Oregon State (1961-64), after three years as an officer in the U.S. Marine Corps (1958-61).

He also coached collegiately at UCLA (1965-70).

McKittrick has been associated with nine bowl games during his football playing and coach-



ing careers: five Super Bowls (XVI, XIX, XXIII, XXIV, and XXIX) with San Francisco, three Rose Bowls (1957 as an Oregon State player, '65 as a Beaver coach, and 1966 as a UCLA coach), and the '62 Liberty Bowl as an Oregon State coach.

Born in Baker, OR (12-29-35), McKittrick is an Oregon State graduate with a bachelor's degree in agriculture (1958) and a master's degree in education ('78). He and his wife, Teckla, have two grown sons (Mike and Ladd) and live in San Mateo, CA.

**McKittrick's coaching background:** 1961-64 (Oregon State), 1965-70 (UCLA), 1971-72 (Los Angeles Rams), 1974-78 (San Diego Chargers), 1979-curr. (49ers).

## JIM MORA DEFENSIVE COORDINATOR



Jim Mora is in his third year with the 49ers, and first as defensive coordinator. Mora spent the previous two years as the 49ers defensive backs coach. Thirteen years prior, he split time between two teams—the San Diego Chargers (1985-91) and the New Orleans Saints (1992-96).

Mora's secondary unit tied for first in the NFC and fourth in the NFL with 21 interceptions in 1998, including four players who were credited with four picks apiece. SS Tim McDonald recorded a career-high 4.5 sacks and a career-high 18 passes defended. Mora helped develop CB Darnell Walker, who became a key starter and established career-highs in three categories: tackles, interceptions, and a team-high 32 passes defended. Also under Mora's tutelage was rookie cornerback R.W. McQuarters, who started the

last seven games of the season and recorded 56 tackles.

During Mora's first season, the 49ers ranked second in the NFL in passing defense and were tied for second in the league with 25 interceptions.

Mora played defensive back for the University of Washington from 1980-83, appearing in two Rose Bowls with the Huskies. Following graduation, he served one season (1984) on Don James' staff as an assistant, helping the squad earn a berth in the Orange Bowl.

In 1985, Mora joined the San Diego Chargers in their pro personnel department before being named a defensive assistant in the secondary from 1986-88. He became the Chargers' defensive backs coach in 1989 and served in that capacity for three seasons.

Mora was named as the secondary coach for the Saints in 1992. During his tenure in New Orleans, the team twice led the NFL in fewest passing yards allowed (1992-93).

Born (11-19-61) in Los Angeles, CA, Mora attended Interlake High in Bellevue, WA. He is the son of Jim Mora, head coach of the Indianapolis Colts (1997-curr.) and former head coach of the Saints from 1986-96. He and wife, Shannon, have three children: Cole (1-7-95), Lillia (8-19-96), and Ryder (1-11-99). The family lives in Los Gatos, CA.

**Mora's coaching background:** 1984 (University of Washington), 1985-91 (San Diego Chargers), 1992-96 (New Orleans Saints), 1997-curr. (49ers).

## MARTY MORNHINWEG OFFENSIVE COORDINATOR



Marty Mornhinweg is in his third year with the 49ers as the team's offensive coordinator. He spent the previous two years with Green Bay, including the 1996 Super Bowl season, serving as the team's offensive assistant/quality control coach and then as the quarterbacks coach, following Steve Mariucci's departure.

Mornhinweg's 1998 offensive unit produced the NFL's top-rated rushing attack, was the league-leader in gross passing yards, and had the second highest total offensive output (6,801 yards) in NFL history.

Under the guidance of Mornhinweg, QB Steve Young has posted a quarterback rating of over 100 in consecutive seasons, including a league-leading 104.7 in 1997. It was his sixth NFL passing title in seven years.

Prior to joining the NFL, Mornhinweg accumulated 10 years of collegiate coaching experience. He began his coaching career at his alma mater, where he tutored the University of Montana



receivers in 1985. He then served as graduate assistant/quarterbacks coach at Texas-El Paso (1986-87), running backs coach at Northern Arizona (1988), and offensive coordinator/quarterbacks coach at Southeast Missouri State University (1989-90). Following his assignment there, Mornhinweg coached slots/tight ends (1991) and the offensive line (1992-93) at the University of Missouri, and then returned to Northern Arizona as offensive coordinator in 1994.

Mornhinweg was a standout quarterback at San Jose's Oak Grove High, where he was coached by former 49ers offensive coordinator and current head coach of the Seattle Seahawks, Mike Holmgren. He established three Northern California and 19 school records and was named Northern California Player-of-the-Year during his prep career. Collegiately, Mornhinweg set 15 school passing records as a four-year starter at the University of Montana.

He also was a camp quarterback with the 49ers in '85 and played quarterback for the Denver Dynamite of the Arena Football League for two games before suffering a season-ending knee injury in 1986.

Born in Edmond, OK (3-29-62), Marty and his wife, Lindsay, have four children: daughters Madson (5-27-91) and Molly Lynn (7-21-95) and sons, Skyler (8-10-93) and Bobby Cade (4-28-99). The family resides in Pleasanton, CA.

**Mornhinweg's coaching background:** 1985 (Montana), 1986-87 (Texas-El Paso), 1988 (Northern Arizona), 1989-90 (Southeast Missouri State), 1991-93 (Missouri), 1994 (Northern Arizona), 1995-96 (Green Bay Packers), 1997-curr. (49ers).

## PATRICK MORRIS OFFENSIVE LINE



Patrick Morris is in his third year with the 49ers, his first as offensive line coach. He spent the previous two years as tight ends/assistant offensive line coach. Morris was instrumental in the development of 1997 third-round pick TE Greg Clark, who he also coached collegiately at Stanford.

Prior to joining the pro ranks, Morris accumulated 19 years of coaching experience on the collegiate level. He worked at Stanford University (1995-96) coaching the offensive line (tackles and tight ends) prior to joining Steve Mariucci's staff in '97.

A 1976 graduate of the University of Southern California, Morris began his coaching career as a graduate assistant at his alma mater from 1976-77.

After spending one year (1978) at Northern Arizona, Morris coached at the University of Minnesota from 1979-82. He returned to his alma mater and handled offensive line duties from 1983-86. Morris coached the offensive line for eight seasons at Michigan State (1987-94) prior to joining Stanford's staff in 1995.

Morris has been associated with five Rose Bowl victories and two National Championships during his football playing and coaching career: 1973 and '75 Rose Bowls and National Championships as a player at USC, 1977 and '85 Rose Bowls as a coach at USC, and 1988 Rose Bowl as a coach at Michigan State University.

Born in Cleveland, OH (4-7-54), Patrick and his wife, Kathy, reside in Mountain View, CA.

**Morris' coaching background:** 1976-77 (Southern California), 1978 (Northern Arizona), 1979-82 (Minnesota), 1983-86 (Southern California), 1987-94 (Michigan State), 1995-96 (Stanford), 1997-curr. (49ers).

## MAKING THE DIFFERENCE

The 49ers are 19-3 when Terrell Owens scores a touchdown in the regular season.



## TOM RATHMAN RUNNING BACKS



Tom Rathman is in his third year as the 49ers' running backs coach, subsequent to assisting the running backs late in the '96 season. A nine-year veteran of the National Football League, Rathman is considered to be one of the most dedicated and consistent players to ever wear a 49ers' uniform.

Rathman's 1998 running back corps ranked first in the NFL with 2,544 rushing yards, also a team record. He tutored Garrison Hearst who accomplished career-highs in every statistical category: rushing (1,570), attempts (310), receiving (535), rushing touchdowns (7), and total touchdowns (9). Hearst's 1,570 rushing yards ranked second in the NFC and third in the NFL and secured his first Pro Bowl invitation.

As a player, Rathman helped the 49ers capture two World Championships (Super Bowl XXIII and XXIV) and seven NFC West titles during his years as a 49er (1986-93). He totaled 4,392 yards from scrimmage and scored 34 touchdowns while playing in 113 games during his 49ers years. He also played one year (1994) with the Los Angeles Raiders.

A four-year letterman at the University of Nebraska, Rathman rushed for 1,425 yards and averaged over six yards per carry.

Prior to joining the 49ers staff, Rathman helped rebuild the Menlo College (San Mateo, CA) program by serving as the offensive coordinator in 1996 and coached the running backs at Serra High School (San Mateo) in '95.

Born 10-7-62, Tom is a native of Grand Island, NE. He and his wife, Holly, have three daughters: Nicole Christine (10-25-86), Alexandra Elizabeth (2-10-89), and Samantha Lynn (5-11-92). The family lives in Redwood City, CA.

**Rathman's coaching background:** 1996 (Menlo College), 1996-curr. (49ers).

ORGANIZATION

## RICHARD SMITH LINEBACKERS



Richard Smith enters his 12th season as an NFL assistant coach and his third as the 49ers' linebackers coach.

Under Smith's guidance, Winfred Tubbs earned his first Pro Bowl selection and Ken Norton Jr. led the squad in tackles (155), marking the seventh time in his career he has passed the century mark.

From 1993-96, Smith helped develop one of the league's top special teams corps in Denver, while assisting with the linebackers for two seasons (1994-95). Prior to coaching in Denver, Smith spent five seasons as special teams coach with the Houston Oilers (1988-92). During his tenure in Houston, Smith's special teams played a key role in helping the Oilers earn five consecutive playoff berths. Smith also assisted with the offensive line ('92), linebackers (1990-91) and tutored the tight ends (1988-89) with the Oilers.

In 1987, Smith spent one year at the University of Arizona coaching special teams and linebackers. Before that he handled special teams and outside linebackers at California (1984-86). From 1981-83, Smith was defensive line coach at Cal State Fullerton, helping the Titans win the PCAA title in '83. He began his coaching career as the offensive line coach at Rio Hondo (CA) Junior College from 1979-80.

Born (10-17-55) in Los Angeles, CA, Smith played offensive line at Rio Hondo from 1975-76 before transferring to Fresno State in 1977. Smith helped the Bulldogs claim the 1977 PCAA title before graduating with a degree in physical education in '79.

Smith and his wife, Patti, have four children: daughters, Morgan (1-29-81), Aimee (2-24-89), and Whitney (8-23-91), and son, Travis (12-10-85).

**Smith's coaching background:** 1979-80 (Rio Hondo JC, CA), 1981-83 (Cal State Fullerton), 1984-86 (California), 1987 (University of Arizona), 1988-92 (Houston Oilers), 1993-96 (Denver Broncos), 1997-curr. (49ers).



## GEORGE STEWART SPECIAL TEAMS COORDINATOR



Considered to be one of the top special teams coaches in the National Football League, George Stewart is in his fourth season with the 49ers, his 11th as an NFL coach.

Stewart developed kicker Wade Richey, who finished third in the NFL and second in the NFC with 27 touchbacks in '98. Richey also was named Special Teams Player-of-the-Week with three field goals vs. Green Bay in the NFC Wild Card Game. Stewart's 1998 kickoff coverage units improved to second-best in the NFL, making San Francisco's opponents' average start at the 23.4 yard line, bettering the league average of 25.7.

Stewart began his career as special teams coach for the Pittsburgh Steelers from 1989-91. He also served double duty in Tampa Bay, serving as the team's tight ends coach during three of his seasons (1992-94).

His coaching career began under the tutelage of Lou Holtz at Arkansas (1983), where he was a graduate assistant and coached the tight ends. He spent the next two seasons (1984-85) at Minnesota as offensive line coach. He later followed Holtz to Notre Dame (1986-88) before moving into the pro ranks.

An All-American and All-Southwest Conference selection as a guard at Arkansas, Stewart earned a bachelor's degree in business administration. Stewart is a native of Little Rock, AR.

**Stewart's coaching background:** 1983 (Arkansas), 1984-85 (Minnesota), 1986-88 (Notre Dame), 1989-91 (Pittsburgh Steelers), 1992-95 (Tampa Bay Buccaneers), 1996-curr. (49ers).

## ANDY SUGARMAN OFFENSIVE QUALITY CONTROL



Andy Sugarman is in his second year as the team's offensive quality control coach.

Sugarman joined Steve Mariucci's staff after spending seven years (1991-97) as an administrative assistant to the offensive and special teams coaching staff at the University of California, Berkeley. He handles the computer operations (inputting game plans) and holds various on and off the field responsibilities for offense. He also coordinates the scout teams for special teams coach George Stewart.

As a youngster, Sugarman was a Cal team manager while he was a student at Acalanes High School in Lafayette. His younger brother, Adam, is a quarterback at Cal.

Born 5-23-72, Andy is single and resides in Mountain View, CA.

**Sugarman's coaching background:** 1991-1997 (California), 1998-curr. (49ers).

## LINDSY MCLEAN HEAD ATHLETIC TRAINER



Lindsay McLean, who has been an athletic trainer for 38 years, is in his 21st season with the 49ers.

The team's head trainer since '82, McLean joined the 49ers as co-trainer in 1979, following 11 years as head trainer at the University of Michigan (1968-78).

Besides working with Michigan's athletes (1961-62 and 1968-78), McLean also served as head trainer at UC Santa Barbara (1963-64) and San Jose State (1965-67). He was named United States Collegiate Trainer-of-the-Year in '76.

A Vanderbilt graduate (1960), McLean received his certification in physical therapy from Herman Hospital in Houston, TX in '61. He entered the training profession as an assistant at Michigan prior to joining the UC Santa Barbara staff.

McLean served as chairman of the National Athletic Trainers' Association (NATA) Certification Committee for 10 years, was a U.S. Olympic Team trainer for the '76 Winter Games



and was inducted into the NATA's Hall of Fame in 1988. He also has served as chairman of NATA's sub-committee for its prestigious Most Distinguished Athletic Trainer Award.

Additionally, Lindsey has served on the NATA Grants and Scholarship Committee and served on the Fiftieth Anniversary Task Force. He is a charter member of the Far West Athletic Trainers' Association Hall of Fame and is also a member of the Michigan Athletic Trainers' Society Hall of Fame.

Born in Nashville, TN (6-28-38), McLean is single and lives in Redwood City, CA.

### TODD LAZENBY ASSISTANT ATHLETIC TRAINER



Todd Lazenby is in his fourth year as assistant athletic trainer. He joined the organization following five years with the HealthSouth Corporation in Orlando, FL, where he was the staff athletic trainer. During his tenure with HealthSouth (1991-95), Lazenby coordinated the HealthSouth golf program, covered high school athletics and treated patients in the clinic. He arrived with familiarity with the 49ers' organization, having worked the team's 1990 training camp.

Prior to joining HealthSouth in 1991, Lazenby served as a graduate assistant on the training staff at Ohio State University in Columbus. While with the Buckeyes he worked with a number of sports including the football, ice hockey, and men's gymnastics teams, among a host of others.

Lazenby, 33, earned a bachelor's degree from Ohio State in health education and a master's degree in sports management. He is a certified member of the NATA.

He and his wife, Stevie, have a son, Caleb (8-3-95), and a daughter, Lilli (12-10-98). The family lives in Milpitas, CA.

### JASEN POWELL ASSISTANT ATHLETIC TRAINER



Jasen Powell is in his fourth year with the 49ers as an assistant trainer. He joined the Niners following a year with the NBA's Los Angeles Clippers.

Powell's previous NFL experience includes an internship with the Atlanta Falcons in their 1995 training camp. Powell, 27, spent three seasons as a student trainer at Cal Poly Pomona, where he worked with the baseball, track & field and soccer teams. He was the 1995 recipient of the school's Student Trainer-of-the-Year Award in addition to receiving the District 8 Scholarship Award.

He also was a student-athlete, lettering three seasons as a point guard on the basketball team after transferring from San Diego State. He graduated from Cal Poly Pomona with a bachelor's degree in kinesiology and health promotion.

In 1997, he created the Jasen Powell Health Promotion Scholarship. The personally-funded scholarship is available to college-bound students in the Oakland Unified School District, who are interested in the field of health care. Applicants are considered on the following criteria: 2.7 GPA or better, involvement in extra curricular activities and strong spiritual background.

A native of Oakland, CA, Jasen attended Bishop O'Dowd High, where he was an All-Northern California selection in basketball and competed against current NBA stars Jason Kidd (Phoenix Suns) and Lamond Murray (Los Angeles Clippers). Powell is active in the National Athletic Trainers' Association (NATA) and is a certified member. He is also a member of the National Strength and Conditioning Association.

Jasen is single and resides in Oakland, CA.



### KEVIN LARTIGUE EQUIPMENT MANAGER



Kevin Lartigue enters his third year with the 49ers, his second as the team's equipment manager. Lartigue served as assistant equipment manager in 1997 before being promoted to equipment manager during the '97 offseason. His background includes six years in the equipment department at his alma mater, Michigan State University.

"Tique" gained valuable experience at MSU, having spent the previous two and a half years (1994-97) as assistant equipment manager under Nick Saban. Serving as student manager (1991-94) under the direction of coach George Perles, Lartigue was honored as Student Manager-of-the-Year in 1994.

Lartigue, 31, earned his bachelor's degree in advertising in 1994. A certified equipment manager, Lartigue is a member of the Athletic Equipment Managers' Association.

Born (11-16-67) in Lansing, MI, Kevin is single and resides in Woodside, CA.

### JIM ABRAMS NORTHEAST REGIONAL SCOUT



Jim Abrams is in his sixth year as a regional scout for the 49ers. He took over the East region in 1994, after spending two seasons as a scouting assistant.

A 1987 graduate of Kent University, Abrams served as a graduate assistant at UNLV (1988), Purdue (1989-90), and Ohio State (1991). At all three schools, he served as linebackers coaching assistant.

Born in Warren, OH (10-12-62), Abrams attended McAteer High in San Francisco before attending City College (1981-82). He later transferred to Kent (1983-87), where he played free safety and earned a bachelor's degree in physical education.

Abrams and his wife, Penny, reside in Skaneateles, NY with their son, Aleksandr James (8-23-95). The couple is expecting their second child in August.

### JOHN BRUNNER MIDWEST REGIONAL SCOUT



John Brunner is in his ninth season as an area scout for the 49ers.

He has 19 years experience as an NFL assistant coach and scout, including duties with Detroit (running backs coach, 1980-82), Green Bay (running backs coach, 1983), Tampa Bay (offensive coordinator, 1984), New England (scout, 1985-86), and Minnesota (running backs coach, 1987-91).

Brunner played college football at Maryland (1955-56) and East Stroudsburg State (1958-59). After earning his master's degree in physical education from East Stroudsburg in 1960, he coached high school and college football for 20 years, holding positions at Middletown (NY) High (1960-66), Villanova (1967-69), Temple (1970-73 & 1977-79), and Princeton (1974-75).

Born in Perkesie, PA (9-6-37), Brunner has seven children: Scott (former NFL quarterback), Jack, Penny, Jan, Jeff, Todd, and Mark. John and his wife, Pat, reside in Clearwater, FL.



### BRIAN GARDNER WEST REGIONAL SCOUT



Brian Gardner is in his fifth year with the 49ers as a scout for the West region.

Prior to joining San Francisco in 1995, he spent three seasons as a scout for the Tampa Bay Buccaneers. In 1991, Gardner was a pro personnel director and wide receivers coach for the Washington Marauders of the professional spring football league.

His football background includes time in the Arena Football League with the New Orleans Night franchise as both defensive coordinator and director of football operations. He also was a three-year veteran as a player in the Arena League with New England, Pittsburgh, and New York. He also spent a season in the CFL with the Saskatchewan Rough Riders.

Gardner, 35, is a native of New Orleans. He played college football at Prairie View A&M, where he was a three-year letterman and graduated with a bachelor's degree in communications. Married, he and his wife, Vanessa, have two sons, Royal Jalvia (11-2-95) and Tyler J. (2-27-99), and live in LaPlace, LA.

### JEREMY GREEN SOUTHWEST REGIONAL SCOUT



Jeremy Green is in his second season as an area scout with the 49ers.

Green, whose father, Dennis, is the head coach of the Minnesota Vikings, was a talent scout for ProServ Football in 1995 before joining the football publication *War Room* in 1996. Green evaluated both college and pro personnel for the annual publication for three years.

Green was recruited to play point guard at Iona in 1989. He transferred to Cal-Poly San Luis Obispo in 1991 and was a two-year starter at the point for the Mustangs. He graduated from Cal Poly in 1993 with a bachelor's degree in physical education.

Born (7-21-71) in Harrisburg, PA, Green played basketball and golf at Santa Cruz High in Santa Cruz, CA. Jeremy and his wife, Shari, have one daughter, Mollie Mackenzie (6-5-99) and reside in Phoenix, AZ.

### JIM GRUDEN SOUTHEAST REGIONAL SCOUT



Jim Gruden, a veteran of 31 professional and collegiate football seasons, is in his 14th year with San Francisco.

Gruden came to the 49ers in 1987 following five seasons with Tampa Bay as director of player personnel (1984-86) and running backs coach (1982-83).

Born in Cleveland, OH, Jim joined the NFL ranks in '82, after 15 years of assistant collegiate coaching at Heidelberg (OH) College (1966-68), Dayton (1969-72), Indiana (1973-77), and Notre Dame (1978-80). He was with the Fighting Irish during Joe Montana's playing days, and at Dayton he was an assistant coach under John McVay.

Gruden and his wife, Kathy, have three adult sons: Jim (a radiologist in New York City), Jay (the Arena League's all-time leading passer and head coach of the Orlando Predators of the Arena League), and Jon (Oakland Raiders head coach). The couple lives in Tampa, FL.



## OSCAR LOFTON, SOUTHEAST REGIONAL SCOUT



Oscar Lofton, who joined the 49ers' scouting staff in 1992, begins his eighth season with the club.

His football background includes six years as a scout for the National Football Scouting Combine (1986-92) and coaching stints at Holy Cross College (1963-66), Hammond (LA) High (1967-73), and Tulane (1973-79).

A three-sport athlete in football, basketball, and track at Southeastern Louisiana, Lofton was enshrined into that school's Hall of Fame in 1960. He received his master's degree in physical education in 1966, and served SLU as athletic director (1979) and head coach (1980-85). He played three seasons (1960-61 & '63) for the Boston Patriots, missing the 1962 campaign while in the U.S. Army.

Born in McCall Creek, MS, Lofton and his wife, Billie Jean, have three grown sons (Kelly, Andy, and Kyle) and seven grandchildren. The couple lives in Hammond, LA.

### — UNFRIENDLY TERRITORY —

The 49ers have hosted 12 divisional playoff games since 1981. They have posted a 10-2 record in those games. San Francisco has outscored the 12 opponents 373 to 205 for an average of 31.1 to 17.1 in the home division playoff games.

### — DEFENSE WINS CHAMPIONSHIPS —

San Francisco's defense has held opponents to under 14 points 12 times in 25 post-season wins. In the last 18 playoff victories, the 49ers defense is allowing 12.3 points per game. Overall, the defense has given up an average of 14.4 points in 25 playoff wins.



**ADMINISTRATION**

**FRONT OFFICE STAFF**



**Lynn Carrozzi**  
Ticket Manager



**Murlan "Mo" Fowell**  
Director of Stadium  
Operations



**Maggie Ahumada**  
Executive  
Administrator/  
49ers Foundation



**Donna Barnes**  
Ticket  
Office/Stadium  
Operations



**Dawn Beres**  
Executive  
Assistant/CFO



**Gary Burcham**  
Maintenance  
Assistant/Stadium  
Operations



**Melrene Frear**  
Controller



**Alex Ignacio**  
Director of  
Information  
Systems



**Jill Cameron**  
Donations



**Angela  
Christiansen**  
Administrative  
Asst./Pro Personnel



**Dominic Corsell**  
Finance & Salary  
Cap Coordinator



**Nikki DeBartolo**  
Foundation  
Coordinator



**Rodney Knox**  
Director of  
Communications/  
Marketing



**R. C. Owens**  
Executive  
Assistant/Alumni  
Coordinator



**Berit Einsiedl**  
Receptionist/  
Fan Mail



**Jeff Fontana**  
Business Office



**Sandy Fontana**  
Business  
Operations



**Fred Formosa**  
Security Manager



**Kirk Reynolds**  
Director of Public  
Relations



**Robert Yanagi**  
Video Operations  
Director



**Cindey Garcia**  
Business Office



**Richard Genoff**  
Sports Turf  
Manager/Head  
Groundskeeper



**Fred Gualco**  
Security  
Coordinator



**Tom Hastings**  
Communications  
Manager



**Nikki Hawkins**  
Marketing  
Coordinator



**Hilary Heuermann**  
Executive  
Assistant/Football  
Operations



**Sean Howard**  
Pro Personnel  
Assistant



**Kristin Johnson**  
Public Relations  
Administrative  
Assistant



**Barbi Leach**  
Administrative  
Assistant/Defensive  
Coaches



**Tiffany Lofton**  
Administrative  
Assistant/Player  
Personnel



**ORGANIZATION**



**Anthony Lozano**  
Facilities Manager



**Darla Maeda**  
Public & Community  
Relations  
Coordinator



**Demetra Marcus**  
Public Relations  
Assistant



**Willie McNeil**  
Security



**Jim Mercurio**  
Stadium  
Operations



**Valerie Nicklas**  
Administrative  
Asst./Offensive  
Coaches



**Carri Parham**  
Receptionist/  
Highlight Tapes



**Ben Parks Jr.**  
Football Operations  
Assistant



**Molly Pedersen**  
Stadium  
Operations



**Nick Pettit**  
Assistant  
Equipment  
Manager



**Dave Rahn**  
Coordinator of  
Travel & Team  
Services



**Eduardo Sandoval**  
Housekeeping



**Raul Sandoval**  
Maintenance



**Eric Schulz**  
Security



**Dante Siracusa**  
Payroll



**Ted Staryk**  
College Scouting  
Assistant/Draft  
Room



**Chad Steele**  
Public Relations  
Assistant



**Sasha Taylor**  
Foundation  
Coordinator



**Gail Tobriner**  
Assistant Ticket  
Manager



**Keena Turner**  
Player Relations



**Steve Urbaniak**  
Assistant  
Equipment  
Manager



**Jimmy Vaughn**  
Security



**José Vasquez**  
Housekeeping



**Linda Waddingham**  
Exec. Assistant/  
Head Coach



**Craig Walsh**  
Senior Marketing  
Manager



**Jane Walsh**  
Executive  
Assistant/General  
Manager




**Debye Whelchel**  
Assistant  
Controller



**Virginia  
Whittaker**  
Business Office



**Keith Yanagi**  
Video Operations  
Assistant



# PLAYER PROFILES



FRED

BEASLEY

AUBURN

40



- ◆ Ht: 6-0, Wt: 235, Born: 9-18-74
- ◆ 2nd Year (D-6 in '98)
- ◆ Games/Starts: 1998-16/0; Career-16/0
- ◆ Signed through 2000

FULLBACK

**CAREER:** Talented second-year player will add depth and versatility to 49ers backfield...In his first season, Beasley played in every game on special teams and saw limited action as fullback...Has added 15-pounds of muscle to frame on offseason conditioning program...Multi-talented runner split collegiate career at fullback and tailback.

**ACQUIRED:** Selected by 49ers in sixth round (No. 180 overall) of 1998 NFL Draft.

**1998:** Played in all 16 regular season games and both postseason games, mostly on special teams...Finished year with one reception for 11 yards...Recorded special teams tackle vs. N.Y. Jets (9-6)...Recorded special teams tackle and forced fumble vs. Atlanta (9-27)...Caught 11-yard pass and played on special teams at New Orleans (10-11)...Appeared as reserve fullback and played on special teams vs. New Orleans (11-22)...Recorded two assisted tackles on special teams vs. St. Louis (12-27)...Played on special teams vs. Green Bay (1-3) in NFC Wild Card Game...Also played on special teams in NFC Divisional Playoff Game at Atlanta (1-9).

**COLLEGE:** Split time at tailback and fullback during career at Auburn...Finished collegiate career with 1,241 yards rushing and 567 yards receiving...Closed career with 16 rushing touchdowns...Started every game at fullback as senior...Led team with seven rushing touchdowns...Also caught 16 passes for 225 yards and two touchdowns...As junior split 12 games alternating as starting tailback and fullback...Recorded 428 yards on 94 carries...Started nine games as sophomore fullback...Totaled six touchdowns...Played in 10 games as freshman, splitting time at tailback...Majored in liberal arts

**PERSONAL:** Born Frederick Jerome Beasley (9-18-74) in Montgomery, AL...Prepped at Robert E. Lee High in Montgomery, AL...Earned *USA Today* and *Parade* All-America honors as senior...Two-time all-state selection...Rushed for 3,894 yards and 62 touchdowns during prep career...Was three-year starter and helped lead Lee to state championships in 1991 and 1992...Ankle injury limited him to eight games as senior, but rushed for 800 yards and 16 touchdowns...Also lettered in track...Was AAU decathlon champion as sophomore at Lee High...Married he and his wife, Jackie, have one son, Frederick Jerome Jr. (8-30-98)...The family resides in Montgomery, AL.

## BEASLEY'S NFL STATISTICS

YEAR	G/S	RUSH	YDS.	AVG.	TD	LONG	REC.	YDS.	AVG.	TD	LONG
1998	16/0	0	0	0.0	0	0	1	11	11.0	0	11
Career	16/0	0	0	0.0	0	0	1	11	11.0	0	11
Postseason											
1998	2/0	0	0	0.0	0	0	0	0	0.0	0	0
Career	2/0	0	0	0.0	0	0	0	0	0.0	0	0

**OTHER STATS: SPECIAL TEAMS TACKLES - 1998 (4); FORCED FUMBLES - 1998 (1)**



# SHANE BONHAM

TENNESSEE

78



- ◆ Ht: 6-2, Wt: 286, Born: 10-18-70
- ◆ 6th Year (FA in '98)
- ◆ Games/Starts: 1998-8/0; Career-70/2
- ◆ Signed through 2001

## DEFENSIVE TACKLE

**CAREER:** Shane Bonham is an aggressive defensive tackle who will compete for playing time on 49ers defensive line...Missed six games of 1998 regular season with left biceps injury...Played four seasons with Detroit before joining the 49ers in 1998...Highly competitive and active at point of attack.

**ACQUIRED:** Signed by 49ers as unrestricted free agent in 1998...Originally selected by Detroit in third round (No. 93 overall) of 1994 NFL draft.

**1998:** (With San Francisco) Played in eight regular season games and one postseason game as reserve defensive tackle...Inactive Weeks 1-6 with torn left biceps injury suffered in training camp...Played in first game of season vs. Indianapolis (10-18) and recorded two solo tackles...Subbed at defensive tackle and recorded solo tackle at St. Louis (10-25)...Recorded one tackle at Green Bay (11-1)...Inactive vs. Carolina (11-8) and at Atlanta (11-15)...Returned to action against New Orleans (11-22) and recorded one tackle...Also posted solo stop vs. N.Y. Giants (11-30)...Saw significant action at Carolina (12-6) and recorded two solo tackles...Subbed at defensive tackle and played on special teams vs. Detroit (12-14)...Inactive vs. St. Louis (12-27)...Inactive in NFC Wild Card Game vs. Green Bay (1-3)...Recorded two solo tackles, including eight-yard sack, at Atlanta (1-9) in NFC Divisional Playoff Game.

**1997:** (With Detroit) Played in 15 games in various spots along defensive line...Posted 15 tackles and one sack...Playing time increased over final five games when starting right end Kerwin Waldroup was placed on Injured Reserve...Tallied two tackles and one sack against Atlanta (8-31)...Posted three tackles against Green Bay (9-28)...Was inactive for NFC Wild Card Game against Tampa Bay (12-28).

**1996:** (With Detroit) Played in 15 games and started one at defensive tackle...Registered **CAREER-HIGHS** with 25 tackles and two sacks...Injured ribs in preseason finale forcing him inactive for regular season opener at Minnesota (9-1)...Recorded three tackles and six-yard sack against Chicago (9-22)...Made lone start and posted three tackles, one sack and one forced fumble that led to field goal at Tampa Bay (9-29)...Collected **CAREER-HIGH** seven tackles against N.Y. Giants (9-27).

**1995:** (With Detroit) Saw action in all 16 games and made 13 tackles and one sack...Part of Lions' four-man rotation at defensive tackle, primarily as backup to Robert Porcher...Recorded first career sack, dropping Warren Moon for six-yard loss, at Minnesota (9-10)...Saw extensive action as member of goal line defense.

**1994:** (With Detroit) Played 15 games, primarily at defensive end, and made one start at defensive tackle...Made first career start in place of injured Robert Porcher and posted three tackles against Tampa Bay (11-13)...Did not record tackle first nine games, playing in short yardage and goal line situations...Appeared in short yardage situations in playoff game against Green Bay (12-31).

**COLLEGE:** Started 12 games at defensive tackle and registered 34 tackles and 4.5 sacks as senior at Tennessee...Named to SEC Academic Honor Roll...Played 12 games and started six as junior...Made starts at all four defensive line positions as junior...Sat out 1991 season after transferring from United States Air Force Academy.

**PERSONAL:** Born Steven Shane Bonham (10-18-70) in Fairbanks, AK...Earned all-state honors as offensive tackle and defensive end at Lathrop High in Fairbanks...Earned all-state honors in track, throwing discus and shot put...Married (Laura)...Couple resides in Knoxville, TN.



## BONHAM'S NFL STATISTICS

YEAR	G/S	TACKLES				PASS						
		TOT.	SOLO	AST.	SACKS	YDS	DEF.	INTS.	YDS	FF	FR	YDS
1994	15/1	3	1	2	0	0	0	0	0	0	0	0
1995	16/0	13	7	6	1	6	0	0	0	0	0	0
1996	15/1	25	16	9	2	15	0	0	0	1	0	0
1997	16/0	15	7	8	1	6	0	0	0	0	0	0
1998	8/0	8	8	0	0	0	0	0	0	0	0	0
<b>Career</b>	<b>70/2</b>	<b>64</b>	<b>39</b>	<b>25</b>	<b>4</b>	<b>27</b>	<b>0</b>	<b>0</b>	<b>0</b>	<b>1</b>	<b>0</b>	<b>0</b>
<b>Postseason</b>												
1995	1/0	0	0	0	0	0	0	0	0	0	0	0
1998	1/0	2	2	0	1	8	0	0	0	0	0	0
<b>Career</b>	<b>2/0</b>	<b>2</b>	<b>2</b>	<b>0</b>	<b>1</b>	<b>8</b>	<b>0</b>	<b>0</b>	<b>0</b>	<b>0</b>	<b>0</b>	<b>0</b>

## BONHAM'S CAREER HIGHS

**TOTAL TACKLES** - 7 vs. New York Giants (10-27-96)  
**SOLO** - 5 vs. New York Giants (10-27-96)  
**SACKS** - 1 (several times) Last: at Tampa Bay (9-29-96)  
**SACK YARDS** - 9 at Tampa Bay (9-29-96)  
**FORCED FUMBLES** - 1 at Tampa Bay (9-29-96)

# ZACK

# BRONSON

MCNEESE STATE

# 31



- ♦ Ht: 6-1, Wt: 195, Born: 1-28-74
- ♦ 3rd Year (FA in '97)
- ♦ Games/Starts: 1998-11/1; Career-27/1
- ♦ Signed through 2000

**SAFETY**

**CAREER:** For the second consecutive season, Zack Bronson displayed the versatility and athleticism that makes him a valued member of the 49ers secondary...Signed as an undrafted free agent by San Francisco in 1997, Bronson emerged in 1998 to tie for the team lead with four interceptions while playing in mostly nickel down situations...Combines speed and range of a free safety with power and strength of a strong safety.

**ACQUIRED:** Signed by 49ers as undrafted free agent in 1997.

**1998:** Played in 11 games and made one start during regular season...Finished with 20 tackles and tied for team-high with four interceptions (34 yards)...Also recorded seven special teams tackles...Appeared in nickel coverage vs. N.Y. Jets (9-6) and recorded three solo tackles...Recorded two tackles at Washington (9-14)...Had outstanding game vs. Atlanta (9-27) with two interceptions, two passes defended and one special teams tackle...Inactive at New Orleans (10-11) and vs. Indianapolis (10-18) with right hip injury...Returned to action at St. Louis (10-25) and recorded two solo tackles on defense and three solo special teams stops...Recorded two tackles, one pass defended, returned interception 28 yards and registered two special teams tackles at Green Bay (11-1)...Assisted on one tackle vs. Carolina (11-8)...Registered five tackles (three solo) and returned interception six yards vs. New Orleans (11-22)...Made first career start and recorded four tackles and one pass defended vs. N.Y. Giants (11-30)...Also credited with one special teams tackle vs. Giants...Played from scrimmage and on special teams at Carolina (12-6) but suffered right hamstring injury...Inactive Weeks 15-17 with right hamstring injury...Recorded one solo tackle vs.



Green Bay (1-3) in NFC Wild Card Game...Posted three solo stops at Atlanta (1-9) in NFC Divisional Playoff Game.

**1997:** Played 16 games as reserve safety and on special teams...Finished with 30 tackles (17 solo), one interception and two passes defended...Posted seven tackles and one fumble recovery on special teams...Had one tackle and recovered fumbled punt to set up team's first touchdown at St. Louis (9-7)...Made **CAREER-HIGH** nine tackles (five solo) and broke up one pass at Atlanta (10-19)...Recorded first career interception and made one tackle at New Orleans (10-26)...Registered three tackles on defense and season-high two special teams stops vs. Denver (12-15)...Tied for team-lead with seven tackles (four solo) at Seattle (12-21)...Played in both postseason games vs. Minnesota (1-3) and Green Bay (1-11)...Had special teams stop against Minnesota...Made one tackle against Green Bay in NFC Championship Game.

**COLLEGE:** Four-year starter at McNeese State...Three-time NCAA 1-AA All-America...Missed three games as senior, but finished with 76 tackles, seven passes defended and one interception and earned All-America honors...Four-time first-team all-Southland Conference selection...Posted 10.1-yard punt return average for career...Recorded school record nine interceptions as freshman...Ranks second in school history with 19 career interceptions...Liberal studies major.

**PERSONAL:** Born Robert Zack Bronson (1-28-74) in Jasper, TX...Prepped at Jasper High, where he played football, basketball and ran track...Was two-way star as defensive back and wide receiver...Also returned kicks...Earned all-state honors in mile relay...Single...Resides in Jasper, TX during offseason.

## BRONSON'S NFL STATISTICS

YEAR	G/S	TACKLES				PASS						
		TOT.	SOLO	AST.	SACKS	YDS	DEF.	INTS.	YDS	FF	FR	YDS
1997	16/0	30	17	13	0	0	2	1	22	0	1	3
1998	11/1	20	13	7	0	0	5	4	34	0	0	0
<b>Career</b>	<b>27/1</b>	<b>50</b>	<b>30</b>	<b>20</b>	<b>0</b>	<b>0</b>	<b>7</b>	<b>5</b>	<b>56</b>	<b>0</b>	<b>1</b>	<b>3</b>
<b>Postseason</b>												
1997	2/0	1	0	1	0	0	0	0	0	0	0	0
1998	2/0	4	4	0	0	0	0	0	0	0	0	0
<b>Career</b>	<b>4/0</b>	<b>5</b>	<b>4</b>	<b>1</b>	<b>0</b>	<b>0</b>	<b>0</b>	<b>0</b>	<b>0</b>	<b>0</b>	<b>0</b>	<b>0</b>

**OTHER STATS: (REGULAR SEASON) SPECIAL TEAMS TACKLES - 1997 (7), 1998 (7); (POSTSEASON) SPECIAL TEAMS TACKLES - 1997 (1)**

## BRONSON'S CAREER HIGHS

**TOTAL TACKLES** - 9 at Atlanta (10-19-97)

**SOLO** - 5 at Atlanta (10-19-97)

**ASSISTS** - 4 at Atlanta (10-19-97)

**INTERCEPTIONS** - 2 vs. Atlanta (9-27-98)

**LONG INTERCEPTION RETURN** - 28 at Green Bay (11-1-98)

**FUMBLE RECOVERIES** - 1 at St. Louis (9-7-97)

## WINNING EDGE

It is in an opponent's best interest not to lose a takeaway battle with the 49ers. San Francisco is 79-2 in the last 81 games it has the turnover edge.



RAY

BROWN

ARKANSAS STATE

65

GUARD



- ◆ Ht: 6-5, Wt: 318, Born: 12-12-62
- ◆ 14th Year (FA in '96)
- ◆ Games/Starts: 1998-16/16; Career-173/113
- ◆ Signed through 2003

**CAREER:** Ray Brown was a major reason the 49ers led the NFL in rushing for the first time since 1987 with **TEAM RECORD** 2,544 yards in 1998...Displayed excellent durability as just one of three 49ers offensive lineman to start every game...Combines power and strength with speed and agility...Became known as powerful run blocker in Washington, but uses overwhelming strength to excel in pass protection...Played nine years for Washington and three with Arizona before signing with the 49ers in 1996.

**ACQUIRED:** Signed by 49ers as free agent in 1996...Originally drafted by St. Louis Cardinals in eighth round (No. 201 overall) of 1986 NFL draft...Signed by Washington as Plan B free agent in 1989.

**1998:** (With San Francisco) Started all 16 games at left guard for NFL's number one ranked rushing team...Started at left guard in season opener vs. N.Y. Jets (9-6)...Lead block on trap play opened hole for RB Garrison Hearst's 96-yard touchdown run in overtime win against Jets...Started at guard at Washington Redskins (9-14) and limited DT Dana Stubblefield to one tackle as 49ers rushed for 210 yards in 45-10 victory...Named Breathe Right Offensive Lineman-of-the-Week for performance at Washington...Started at New Orleans (10-11) and made key downfield block on Hearst's 33-yard touchdown reception...Started at left guard as team rushed for 237 yards vs. N.Y. Giants (11-30)...Started at left guard as team rolled to 236 rushing yards at Carolina (12-6)...Started at guard as 49ers set **TEAM RECORD** 328 yards rushing vs. Detroit (12-14)...Started vs. Green Bay (1-3) in NFC Wild Card Game, helping Hearst rush for 128 yards in victory...Started at Atlanta (1-9) in NFC Divisional Playoff Game.

**1997:** (With San Francisco) Started 15 games at left guard...Missed one game with sprained left foot...Started at left guard and helped 49ers produce season-high 219 yards rushing at Carolina (9-29)...Suffered left foot injury at Atlanta (10-19)...Inactive against New Orleans (10-26)...Started both postseason games vs. Minnesota (1-3) and Green Bay (1-11)...Helped 49ers rush for 175 yards in NFC Divisional Playoff Game against Minnesota.

**1996:** (With San Francisco) Started all 16 games at left guard...Did not miss snap in five games...Had top individual performance against former team Washington (11-24), limiting defensive tackle Sean Gilbert to three tackles and no sacks...Started at left guard as 49ers rushed for season-high 199 yards at Atlanta (12-2)...Helped 49ers rush for 349 yards and 5.8-yard average in two games against Falcons...Started both postseason games vs. Philadelphia (12-29) and at Green Bay (1-4).

**1995:** (With Washington) Started all 16 games at left guard for Redskins and played all but four snaps from scrimmage all season, participating in 99.6% of offensive plays...Only action missed all season was in Week 4 at Tampa Bay (9-24) when he sat three plays due to heat...Also missed one play in fourth quarter after suffering pinched nerve in shoulder vs. Buccaneers...Played left tackle for part of game vs. Seattle (11-19) in place of injured Joe Patton.

**1994:** (With Washington) Started all 16 games, logging first 14 at left guard and final two at left tackle in place of injured Jim Lachey...Saw action in 92% of Redskins offensive plays, seeing duty on 938 of the team's 1,016 offensive snaps...Also saw action at tight end on short-yardage situations beginning in Week 8.

**1993:** (With Washington) Opened year with seven starts at left guard...Switched to right tackle on second offensive series of game at Buffalo (11-1)...Started following three games at right tackle before moving back to left guard...Broke left thumb vs. Philadelphia (11-28)...Had two screws inserted into finger, forcing him out of starting lineup; however, continued to play on short-yardage situations.

**1992:** (With Washington) Opened year as reserve at left guard...Became starting right tackle in Week 13 after Joe Jacoby went down with injury.



**1991:** (With Washington) Spent entire season on Injured Reserve (elbow).

**1990:** (With Washington) Spent entire regular season on Injured Reserve (elbow)...Activated for playoffs and participated in NFC Divisional Playoff Game at San Francisco (1-12).

**1989:** (With Washington) First season as member of Redskins...Did not play until 10th game of season vs. Philadelphia (11-12) when he entered game in first quarter in place of Joe Jacoby...Earned game ball by not allowing sack vs. Reggie White, helping pave way for 10-3 win.

**1988:** (With Arizona) Played in 15 games as member of Cardinals, earning starting assignment in season finale.

**1987:** (With St. Louis) Waived by Cardinals during training camp...Re-signed (9-12) and started three games at left tackle before going on Injured Reserve (11-12) due to torn finger tendon...Re-activated (12-12) for final three games.

**1986:** (With St. Louis) Played first six games as reserve tackle with Cardinals...On Injured Reserve for five games at midseason with knee injury...Started final four games at left guard.

**COLLEGE:** All-Southland Conference selection at Arkansas State, where he was first player in conference history to be named first-team all-conference at two different positions in same season (OL and TE)...Was 237-pound tight end in wishbone...Began collegiate career at Memphis State, before transferring to Arkansas State.

**PERSONAL:** Full name is Leonard Ray Brown, Jr....Born (12-12-62) in Marion, AR, where he was all-state football player on both offense and defense at Marion High...Once made 25 tackles in high school game...One of four children in family to attend college on athletic scholarship...Active in Special Olympics program...Married, he and his wife, Ashley, have four children: Lentisha (12-2-81), Tyler (12-2-83), Andrea (1-12-87), and Miriam (12-30-95)...The Browns live in San Jose, CA.

## BROWN'S NFL STATISTICS

**REGULAR SEASON GAMES/STARTS** - St. Louis/Phoenix 1986 (11/4), 1987 (7/3), 1988 (15/1), Washington 1989 (7/0), 1990 (IR), 1991 (IR), 1992 (16/8), 1993 (16/14), 1994 (16/16), 1995 (16/16), San Francisco 1996 (16/16), 1997 (15/15), 1998 (16/16) **CAREER** - 173/113, **POSTSEASON GAMES/STARTS** - Washington 1990 (1/0), 1991 (IR), 1992 (2/2), San Francisco 1996 (2/2), 1997 (2/2), 1998 (2/2); **CAREER** - 9/8

## JUNIOR BRYANT

NOTRE DAME

90



- ♦ Ht: 6-4, Wt: 278, Born: 1-16-71
- ♦ 5th Year (FA in '93)
- ♦ Games/Starts: 1998-16/16; Career-64/24
- ♦ Signed through 1999

## DEFENSIVE TACKLE

**CAREER:** Junior Bryant emerged as a tireless and dependable performer in first year as starting defensive tackle in 1998...The durable veteran has played in 64 consecutive games entering the 1999 season...Spent first two seasons (1993-94) on 49ers practice squad.

**ACQUIRED:** Signed with 49ers as undrafted free agent in 1993.

**1998:** Started all 16 regular season games and both postseason games at right defensive tackle...Finished with 46 tackles (31 solo), 5.0 sacks, four passes defended and six quarterback pressures...Recorded four tackles, including one sack for nine yards, against N.Y. Jets (9-6)...Registered four solo stops and one pass defended at Washington (9-14)...Totaled three tackles, including one sack for 10 yards, and one pass defended vs. Atlanta (9-27)...Credited with four tackles (three solo) at Buffalo (10-4)...Notched four tackles, including shared sack (Bryant Young) at New Orleans (10-11)...Recorded two solo stops and shared sack



(Bryant Young) vs. Indianapolis (10-18)...Recorded two tackles, including one-yard sack, and one pass defended at St. Louis (10-25)...Registered five tackles (three solo) at Green Bay (11-1)...Credited with three tackles (two solo) before temporarily leaving game with right quadriceps bruise at Atlanta (11-15)...Started, but played sparingly with right quad bruise vs. New Orleans (11-22)...Recorded two solo tackles, one pass defended and blocked field goal vs. N.Y. Giants (11-30)...Recorded two solo tackles and blocked PAT vs. Detroit (12-14)...Registered three tackles (two solo), including 15-yard sack, and forced fumble vs. St. Louis (12-27)...Started and recorded five solo stops in NFC Wild Card Game vs. Green Bay (1-3)...Started and recorded three solo tackles and returned interception four yards at Atlanta (1-9) in NFC Divisional Playoff Game.

**1997:** Played in 16 games and started three at left defensive tackle...Finished with 32 tackles (24 solo), 2.5 sacks and three quarterback pressures...Recorded seven tackles and one blocked punt on special teams...Played in both postseason games and totaled two tackles and two quarterback pressures...Registered four tackles on defense and season-high two on special teams against Atlanta (9-21)...Matched season-high with two special teams stops at Carolina (9-29)...Made one special teams tackle and blocked punt against St. Louis (10-12)...Became first 49er to block punt in non-strike regular season game since Bill Ring did it against Atlanta (12-2-84)...Made first start of season in place of injured Bryant Young (ankle) and posted season-high five tackles (three solo) and one sack at New Orleans (10-26)...Made second start at left defensive tackle and recorded two tackles and CAREER-HIGH 1.5 sacks at Philadelphia (11-10)...Made third start and registered three tackles at Seattle (12-21)...Recorded two tackles and one quarterback pressure against Minnesota (1-3) in NFC Divisional Playoff Game...Had one quarterback pressure and broke up one pass in NFC Championship Game vs. Green Bay (1-11).

**1996:** Played in 16 games and made one start at right defensive tackle...Made 25 tackles (22 solo), had two passes defended and shared sack...Ranked fourth on team with 11 special teams tackles...Made six tackles and tied for team-high with two special teams tackles in two postseason games...Blocked pass late in fourth quarter, setting up Chris Doleman interception, to preserve win at Houston (10-27)...Credited with one special teams tackle and one vital fumble recovery at Washington (11-24), allowing the 49ers to maintain possession and score game-tying touchdown...The 49ers won in overtime (19-16)...Started in place of injured Dana Stubblefield (back) and recorded three solo tackles at Atlanta (12-2)...Recorded season-high four tackles (three solo) vs. Detroit (12-23)...Posted four tackles on defense and two on special teams in NFC Playoffs against Philadelphia (12-29) and at Green Bay (1-4).

**1995:** First active NFL season following two years on 49ers' practice squad...Played in all 16 regular season games and NFC Divisional Playoff Game, including four starting assignments at left defensive tackle...Started Weeks 5-8 in place of injured Bryant Young (ankle)...Saw limited duty both from scrimmage and on special teams during first four games...Made first NFL start at left defensive tackle vs. N.Y. Giants (10-1) and responded by registering three solo tackles...Started and credited with CAREER-HIGH six tackles (five solo) at Indianapolis...Made third consecutive start and finished with four solo tackles and first career sack at St. Louis (10-22)...Registered fourth consecutive start and logged all 62 defensive plays, posting three tackles and one forced fumble, vs. New Orleans (10-29)...Credited with three tackles vs. Carolina (11-5) and Buffalo (12-3).

**1993-94:** Spent two seasons on the 49ers' practice squad after signing as undrafted free agent.

**COLLEGE:** Lettered all four years at Notre Dame...Played primarily on special teams as freshman and sophomore, before starting in nine games as junior and racking up 27 tackles.

**PERSONAL:** Edward E. Bryant Jr. was born (1-16-71) and raised in Omaha, NE, where he earned all-state and All-America honors as senior at Creighton Prep...Involved in year-round martial arts training program to increase hand speed, balance and conditioning...Participates in Yoga to improve balance and flexibility...Established "90 Ways," a non-profit organization that provides financial scholarships to students in Omaha area...Holds annual football clinic and golf tournament in Omaha to provide professional coaching to junior high and high school kids as well as raise money for 90 Ways...Also hosts annual "Billiard Bash" pool tournament in Bay Area to raise funds for 90 Ways...Active participant for Alisa Ann Ruch Burn Foundation, which hosts the largest summer camp (Champ Camp) in world for adolescent burn victims, helping burn victims cope with pain and recovery...Has private pilot license and has been flying since 1995...Single, resides in Redwood City, CA.



## BRYANT'S NFL STATISTICS

YEAR	TACKLES				PASS							
	G/S	TOT.	SOLO	AST.	SACKS	YDS	DEF.	INTS.	YDS	FF	FR	YDS
1995	16/4	36	25	11	1	8	0	0	0	1	0	0
1996	16/1	25	22	3	0.5	1.5	2	0	0	0	2	1
1997	16/3	32	24	8	2.5	16	1	0	0	0	0	0
1998	16/16	46	31	15	5.0	39.0	4	0	0	1	0	0
<b>Career</b>	<b>64/24</b>	<b>139</b>	<b>102</b>	<b>37</b>	<b>9.0</b>	<b>64.5</b>	<b>7</b>	<b>0</b>	<b>0</b>	<b>2</b>	<b>2</b>	<b>1</b>
Postseason												
1995	1/0	0	0	0	0	0	0	0	0	0	0	0
1996	2/0	4	3	1	0	0	0	0	0	0	0	0
1997	2/0	2	2	0	0	0	1	0	0	0	0	0
1998	2/2	8	8	0	0	0	1	1	4	0	0	0
<b>Career</b>	<b>7/2</b>	<b>14</b>	<b>13</b>	<b>1</b>	<b>0</b>	<b>0</b>	<b>2</b>	<b>1</b>	<b>4</b>	<b>0</b>	<b>0</b>	<b>0</b>

**OTHER STATS: (REGULAR SEASON) SPECIAL TEAMS TACKLES - 1996 (11), 1997 (7); BLOCKED PUNT - 1997 (1); BLOCKED PAT - 1998 (1); BLOCKED FIELD GOAL - 1998 (1) (POSTSEASON) SPECIAL TEAMS TACKLES - 1996 (2)**

## BRYANT'S CAREER HIGHS

**TOTAL TACKLES - 6** at Indianapolis (12-15-95)

**SOLO - 5** at Indianapolis (12-15-95)

**SACKS - 1.5** at Philadelphia (11-10-97)

**SACK YARDS - 15** vs. St. Louis (12-27-98)

**FORCED FUMBLES - 1** vs. New Orleans (10-29-95), vs. St. Louis (12-27-98)

## BRENTSON BUCKNER

CLEMSON

# 99



- ♦ Ht: 6-2, Wt: 305, Born: 9-30-71
- ♦ 6th Year (FA in '98)
- ♦ Games/Starts: 1998-13/0; Career-73/39
- ♦ Signed through 1999

### DEFENSIVE TACKLE

**CAREER:** Brentson Buckner proved to be a valuable addition to 49ers defensive line...Combination of size, strength and quickness make him excellent run defender and tenacious inside pass rusher...Has played both defensive end and defensive tackle during NFL career...Spent three seasons with Pittsburgh (1994-96) and one with Cincinnati (1997) before joining 49ers in 1998.

**ACQUIRED:** Signed as free agent by 49ers (5-26-98)...Originally selected by Pittsburgh in second round of 1994 NFL draft...Traded to Kansas City for seventh-round selection in 1997 draft...Released by Chiefs (8-24-97)...Claimed off waivers by Cincinnati (8-25-97).

**1998:** (With San Francisco) Played in 13 games for 49ers as reserve defensive tackle and finished with 16 tackles and three passes defended...Recorded three tackles at Washington (9-14)...Registered two tackles, recovered fumble and blocked PAT vs. Atlanta (9-27)...Registered two passes defended and blocked field goal (third career blocked field goal) vs. Carolina (11-8)...Subbed at defensive tackle and played on special teams at Atlanta (11-15)...Left Falcons game with severe left ankle sprain...Inactive Weeks 12-14...Returned to action and recorded three tackles and shared sack (Chris Doleman) for 2.5 yards vs. Detroit (12-14)...Helped 49ers defense hold Lions RB Barry Sanders to 28 yards rushing...Recorded four solo tackles at New England (12-



20)...Recorded one solo tackle and one pass defended vs. St. Louis (12-27)...Subbed at defensive tackle in NFC Wild Card Game vs. Green Bay (1-3) and registered six tackles (five solo)...Subbed at defensive tackle in NFC Divisional Playoff Game at Atlanta (1-9) and registered one tackle.

**1997:** (With Cincinnati) Appeared in 14 games and started four...Recorded 39 tackles and forced two fumbles...Recorded season-best five solo stops vs. Jacksonville (11-23) as starting nose tackle...Posted six tackles and forced RB Ricky Waters fumble, leading to Bengals touchdown against Philadelphia (11-30)...Sprained knee against Pittsburgh (10-19) and missed next two games.

**1996:** (With Pittsburgh) Started 14 games and played in 15...Totalled 35 tackles, three sacks and one fumble recovery...Posted season-best five tackles, one pass defended and one sack vs. Rams (11-3)...Recorded season-high 1.5 sacks against San Francisco (12-15)...Blocked field goal against Houston (9-29)...Inactive vs. Carolina (12-22) with ankle injury...Missed AFC Divisional Playoff Game with ankle injury at New England (1-5-97).

**1995:** (With Pittsburgh) Started all 16 games, including 11 at left end and five at nose tackle...Totalled 48 tackles and three sacks...Ranked third on club with 24 quarterback pressures...Registered season-high seven tackles, 1.5 sacks and three quarterback pressures vs. Jacksonville (10-29)...Returned Drew Bledsoe fumble 46 yards for touchdown vs. New England (12-16)...Started all three postseason games, including Super Bowl XXX vs. Dallas.

**1994:** (With Pittsburgh) Played in 13 games and started final five at right defensive end...Recorded 18 tackles, six quarterback pressures and two sacks...Inactive for season's first three games: vs. Dallas (9-4), Cleveland (9-11) and Indianapolis (9-18)...Played first NFL game against Seattle (9-25)...Posted first career sack vs. Bengals (10-16)...Blocked field goal vs. Buffalo (11-14)...Had season-best six tackles vs. Cleveland (12-18)...Played in both postseason games and finished with nine tackles and two sacks...Recorded team-best five tackles in playoff win vs. Cleveland (1-7).

**COLLEGE:** First-team All-Atlantic Coast Conference as senior...Recorded 84 tackles and 6.5 sacks as senior...Recorded 22 career sacks, ranking third all-time at school...Set school record in weight room with 1,220 pound lift on leg sled...Graduated with degree in English.

**PERSONAL:** Born Brenton Andre Buckner (9-30-71) in Columbus, GA...Prepped at Carver High in Columbus...Street & Smith's All-America selection...Recorded 112 tackles, 16 sacks and 15 forced fumbles as senior defensive tackle...Rushed for 395 yards as fullback and was team kickoff specialist...Lettered in basketball and track, winning state shot put title with a 58' 3-1/2" throw...Married, wife Denise...One of ten children...Has seven brothers and two sisters...Resides in Columbus, GA.

## BUCKNER'S NFL STATISTICS

YEAR	G/S	TACKLES			SACKS	YDS.	PASS			FF	FR	YDS.
		TOT.	SOLOS	AST.			DEF.	INT.	YDS.			
<b>PITTSBURGH</b>												
1994	13/5	18	13	5	2	12	0	0	0	0	1	0
1995	16/16	48	29	19	3	18	0	0	0	1	1	46
1996	15/14	35	24	11	3	22	1	0	0	0	1	0
<b>Totals</b>	<b>44/35</b>	<b>101</b>	<b>66</b>	<b>35</b>	<b>8</b>	<b>52</b>	<b>1</b>	<b>0</b>	<b>0</b>	<b>1</b>	<b>3</b>	<b>46</b>
<b>CINCINNATI</b>												
1997	14/4	39	32	7	0	0	0	0	0	2	0	0
<b>Totals</b>	<b>14/4</b>	<b>39</b>	<b>32</b>	<b>7</b>	<b>0</b>	<b>0</b>	<b>0</b>	<b>0</b>	<b>0</b>	<b>2</b>	<b>0</b>	<b>0</b>
<b>SAN FRANCISCO</b>												
1998	13/0	16	12	4	0.5	2.5	3	0	0	0	0	0
<b>Totals</b>	<b>13/0</b>	<b>16</b>	<b>12</b>	<b>4</b>	<b>0.5</b>	<b>2.5</b>	<b>3</b>	<b>0</b>	<b>0</b>	<b>0</b>	<b>0</b>	<b>0</b>
<b>Career</b>	<b>71/39</b>	<b>156</b>	<b>110</b>	<b>46</b>	<b>8.5</b>	<b>54.5</b>	<b>4</b>	<b>0</b>	<b>0</b>	<b>1</b>	<b>3</b>	<b>46</b>
<b>Postseason</b>												
<b>PITTSBURGH</b>												
1994	2/2	9	6	3	2	14	0	0	0	0	0	0
1995	3/3	4	3	1	0	0	0	0	0	0	0	0
1996	1/1	1	0	1	0	0	0	0	0	0	0	0
<b>Totals</b>	<b>6/6</b>	<b>14</b>	<b>9</b>	<b>5</b>	<b>2</b>	<b>14</b>	<b>0</b>	<b>0</b>	<b>0</b>	<b>0</b>	<b>0</b>	<b>0</b>
<b>SAN FRANCISCO</b>												
1998	2/0	7	5	2	0	0	0	0	0	0	0	0
<b>Totals</b>	<b>2/0</b>	<b>7</b>	<b>5</b>	<b>2</b>	<b>0</b>	<b>0</b>	<b>0</b>	<b>0</b>	<b>0</b>	<b>0</b>	<b>0</b>	<b>0</b>
<b>Career</b>	<b>8/6</b>	<b>21</b>	<b>14</b>	<b>7</b>	<b>2</b>	<b>14</b>	<b>0</b>	<b>0</b>	<b>0</b>	<b>0</b>	<b>0</b>	<b>0</b>

**OTHER STATS: BLOCKED FIELD GOAL** - 1994 (1), 1996 (1), 1998 (1);  
**BLOCKED PAT** - 1998 (1)



## BUCKNER'S CAREER HIGHS

**TOTAL TACKLES** - 7 vs. Jacksonville (10-29-95)

**SOLO** - 5 vs. Jacksonville (11-23-97)

**ASSISTS** - 3 vs. (several times) Last: vs. St. Louis (11-3-96)

**SACKS** - 1.5 (two times) Last: vs. San Francisco (12-15-96)

# GREG

# CLARK

## STANFORD

# 85

# PLAYERS



- ♦ Ht: 6-4, Wt: 251, Born: 4-7-72
- ♦ 3rd Year (D-3 in '97)
- ♦ Games/Starts: 1998-13/8; Career-28/12
- ♦ Signed through 1999

## TIGHT END

**CAREER:** Greg Clark is emerging into a premier NFL tight end with his excellent run blocking and receiving ability...His run blocking helped San Francisco lead the NFL in rushing with 2,544 yards in 1998...Became a legitimate pass catching threat in postseason with two touchdown receptions against Green Bay in NFC Wild Card Game.

**ACQUIRED:** Drafted by 49ers in third round (No. 77 overall) of 1997 NFL draft...49ers traded third (86) and fifth round (156) picks to Indianapolis in order to move up in draft to select Clark.

**1998:** Played in 13 games and started nine at tight end...Finished with 12 receptions for 124 yards and one touchdown...Suffered stress fracture in right foot during preseason...Inactive Weeks 1-2 with foot injury...Subbed at tight end vs. Atlanta (9-27), but played sparingly...Inactive Week 4 with right foot injury...Subbed at tight end at New Orleans (10-11) and caught one-yard touchdown pass...Caught one pass for 15 yards vs. Indianapolis (10-18)...Caught one pass for three yards at Green Bay (11-1)...Made first start of season vs. Carolina (11-8) and caught one pass for eight yards...Started and caught nine-yard pass at Atlanta (11-15)...Started and caught one pass for 10 yards at New Orleans (11-22)...Started and caught one pass for seven yards vs. N.Y. Giants (11-30)...Started and caught 16-yard pass at Carolina (12-6)...Started at tight end and caught nine-yard pass vs. Detroit (12-14)...Started and caught **CAREER-HIGH** three passes for 46 yards vs. St. Louis (12-27)...Also scored on two-point conversion vs. Rams...Started and caught three passes for **CAREER-HIGH** two touchdowns vs. Green Bay (1-3) in NFC Wild Card Game...Caught first career postseason touchdown on one-yard pass from QB Steve Young in first quarter...Added second touchdown on eight-yard reception in third quarter...Started and caught nine-yard pass vs. Atlanta (1-9) in NFC Divisional Playoff Game...Also scored on two-point conversion vs. Falcons.

**1997:** Played 15 games and started four...Finished with eight receptions for 96 yards and one touchdown...Used primarily as extra blocker...Appeared in both playoff games...Made first career start against St. Louis (10-12)...Replaced Brent Jones (right leg) and caught two passes for 21 yards against Rams, including 10-yarder for first career touchdown...Made second consecutive start and caught one pass for six yards at Atlanta (10-19)...Started at tight end and finished with two receptions for season-high 31 yards at New Orleans (10-26)...Made fourth consecutive start and caught one pass for 12 yards against Dallas (11-2)...Posted two catches for 26 yards vs. Carolina (11-16)...Played tight end and on special teams, despite suffering broken ribs against Minnesota (12-7)...Inactive in regular season finale at Seattle (12-21) to rest broken ribs...Caught one pass for 16 yards in NFC Championship Game against Green Bay (1-11).

**COLLEGE:** Two-year starter at tight end for Stanford...Recruited as receiving tight end by Bill Walsh, but made switch to blocking role following Walsh's departure...Finished Stanford career with 43 receptions for 492 yards and three touchdowns...Earned first-team All-America at Ricks Junior College (Rexburg, ID) by J.C. Gridwire, after catching 44 passes for 565 yards and seven touchdowns in 1994...Rated best tight end in junior college by *Blue Chip* and *Super Prep*



magazines...Was second-team all-region selection with 17 receptions for 200 yards in 1993...Graduated with degree in psychology.

**PERSONAL:** Full name is Gregory Jay Clark...Born (4-7-72) in Centerville, UT...Oldest of eight children...Prepped at Viewmont High in Bountiful, UT...Played eight positions in football, including wide receiver, running back, punter, kicker and return specialist...Named second-team all-state after making 31 receptions as senior...Was two-time all-state all-conference choice as pitcher, shortstop and outfielder...Averaged 14.0 points per game as senior shooting guard for basketball team...Served two-year Mormon mission in Peoria, IL, working with children and less fortunate families from 1991-93...Was scouted by major league baseball teams as pitcher prior to serving mission...Father, Jay Dee, was offensive and defensive lineman at BYU and Weber State...Brother, Michael, was All-America kicker at Ricks Junior College in 1996...Married (Carie)...Lives in Pleasanton, CA.

## CLARK'S NFL STATISTICS

YEAR	G/S	REC.	YARDS	AVG.	TD	LONG
1997	15/4	8	96	12.0	1	23
1998	13/8	12	124	10.3	1	23
<b>Career</b>	<b>28/12</b>	<b>20</b>	<b>220</b>	<b>11.0</b>	<b>2</b>	<b>23</b>
<b>Postseason</b>						
1997	2/0	1	16	16.0	0	16
1998	2/2	4	22	5.5	2	9
<b>Career</b>	<b>4/2</b>	<b>5</b>	<b>38</b>	<b>7.6</b>	<b>2</b>	<b>16</b>

## CLARK'S CAREER HIGHS

**RECEPTIONS** - 3 vs. St. Louis (12-27-98)

**RECEIVING YARDS** - 46 vs. St. Louis (12-27-98)

**LONG RECEPTION** - 23 at New Orleans (10-26-97)

**TOUCHDOWN RECEPTIONS** - 1 (two times) Last: at New Orleans (10-11-98)

# CHRIS

# DALMAN

STANFORD

# 67



- ◆ Ht: 6-3, Wt: 297, Born: 3-15-70
- ◆ 7th Year (D-6 in '93)
- ◆ Games/Starts: 1998-15/15; Career-92/49
- ◆ Signed through 2000

**CENTER**

**CAREER:** Seventh-year veteran had another productive season as the captain of 49ers offensive line...Versatile and dependable performer started 15 games at center providing leadership and strength to 49ers frontline...Excellent point-of-attack blocker...Strong and quick...Made switch from starting guard to center in 1997.

**ACQUIRED:** Drafted by 49ers in sixth round (No. 156 overall) of 1993 NFL draft.

**1998:** Started 15 games at center...Anchored offensive line for team that led NFL in rushing with **TEAM RECORD** 2,544 yards...Started at center and played every snap vs. N.Y. Jets (9-6) as team racked up 557 yards of total offense...Started at Washington (9-14) as team rolled to 504 yards of total offense...Started at center and did not miss a down Weeks 4-6...Started at center but left game in third quarter with left knee injury at Green Bay (11-1)...Inactive vs. Carolina (11-8) with left knee injury...Started at center at Atlanta (11-15) but left game in fourth quarter after re-injuring left knee...Started at center Weeks 12-14...Started at center vs. Detroit (12-14) as 49ers



rushed for **TEAM RECORD** 328 yards and RB Garrison Hearst set **TEAM RECORD** with 198 yards rushing...Started at center vs. Green Bay in NFC Wild Card Game (1-3) and paved way for RB Garrison Hearst's 128 yards...Started at center in NFC Divisional Playoff Game at Atlanta (1-9).

**1997:** Played 14 games and made 13 starts at center...Missed first two regular season games after suffering strained left knee against Seattle (8-9) in preseason...49ers allowed 4.7 sacks per game with Dalman out of starting lineup and 2.3 with him opening at center...Inactive at Tampa Bay (8-31) and St. Louis (9-7), ending string of 33 consecutive games played...Replaced Jesse Sapolu at center against New Orleans (9-14)...Started at center and helped 49ers generate season-high 219 yards rushing at Carolina (9-29)...Started at center and helped 49ers produce season-high 438 yards total offense at Atlanta (10-19)...Started at center, but had to leave with left ankle and left knee sprains at New Orleans (10-26)...Started both playoff games...Helped 49ers rush for 175 yards in NFC Divisional Playoff Game vs. Minnesota (1-3).

**1996:** Started 16 games at right guard...First season as full-time starter...Led all offensive players with 1,019 snaps...Joined Jesse Sapolu (1,000) as the only offensive players to take at least 1,000 snaps...Tied for team-lead (Merton Hanks) by playing every down in 12 games...Missed only one play at New Orleans (11-3) and only two plays vs. Atlanta (9-29)...Started at right guard, but left game in third quarter with concussion at Houston (10-27)...Missed only five plays, not counting Houston, during regular season...Made sixth start of career and first at right guard vs. New Orleans (9-1)...Helped 49ers rush for season-high 199 yards against Atlanta (12-2)...Helped offensive line record sackless games against Atlanta (9-29), St. Louis (10-6) and Detroit (12-23)...Started both NFC Playoff Games against Philadelphia (12-29) and at Green Bay (1-4).

**1995:** Saw action in 15 games, primarily on special teams...Played only four plays from scrimmage (10-1 vs. New England) during first six games...Started at right guard after right tackle Harris Barton suffered back spasms in warm-ups at St. Louis (10-22)...Guard Kirk Scrafford shifted to right tackle and Dalman filled in at guard...Appeared in 35 plays at Dallas (11-12)...Logged season-high 60 snaps in place of injured Rod Milstead at Carolina (12-10) and 15 snaps at Miami (11-20)...Registered more than 30 plays in three of last four games...Saw special teams duty in NFC Divisional Playoff Game vs. Green Bay (1-6).

**1994:** Played in 16 regular season games, including four starting assignments...Replaced injured Jesse Sapolu (left hamstring) at left guard in second half at Kansas City (9-11)...Made first three NFL starts at left guard in place of Sapolu at L.A. Rams (9-18), vs. New Orleans (9-25) and vs. Philadelphia (10-2)...Subbed for Derrick Deese at right guard late in season-opener vs. L.A. Raiders (9-5)...Replaced injured Bart Oates (left knee) at center late in first half at New Orleans (11-28)...Made first career start at center in place of Oates vs. Atlanta (12-4)...Played reserve role on offensive line in addition to seeing special teams duty in all three playoff games.

**1993:** Appeared in 15 games, seeing action on special teams throughout season...Saw first NFL action from scrimmage, replacing Jesse Sapolu at center late in fourth quarter at Tampa Bay (11-14)...Relieved Sapolu at center in second half vs. New Orleans (11-22), at L.A. Rams (11-28) and at Detroit (12-19)...Appeared on special teams in two playoff games.

**COLLEGE:** A four-year starter on offensive line at Stanford, where he was All-Pac 10 selection as senior...Played in East-West Shrine All-Star Classic...Played guard, center and tackle at various times during career...Redshirted as true freshman in '88...Graduated with political science degree.

**PERSONAL:** Born Christopher William Dalman (3-15-70) in Salinas, CA, where he was selected Lineman-of-the-Year and All-Mission Trail Athletic League as senior at Palma High...Recognized by Tacoma Morning News' "Western Top 100"...Also earned all-NorCal and honorable mention all-state honors...Also all-conference selection in basketball...Went through three jersey numbers (50, 57, 53) before settling on 67 in 1994...Married during '95 offseason, he and wife, Yanne, reside in Salinas, CA with their daughter, Kate McKenna (10-31-95) and son Drew (10-15-98).

## DALMAN'S NFL STATISTICS

**REGULAR SEASON GAMES/STARTS** - 1993 (15/0), 1994 (16/4), 1995 (16/1), 1996 (16/16), 1997 (14/13), 1998 (15/15); **CAREER** (92/49); **POSTSEASON GAMES/STARTS** - 1993 (2/0), 1994 (3/0), 1995 (1/0), 1996 (2/2), 1997 (2/2), 1998 (2/2); **CAREER** - (12/6)

**OTHER STATS: RECOVERED FUMBLES** - 1993 (1 for 0 yards), 1995 (1 for 0 yards); **KICKOFF RETURNS** - 1995 (3 for 29 yards); **RECEPTIONS** - 1995 (1 for -1 yards)



# DERRICK DEESE

SOUTHERN CALIFORNIA

63



- † Ht: 6-3, Wt: 289, Born: 5-17-70
- † 8th Year (FA in '92)
- † Games/Starts: 1998-16/16; Career-66/46
- † Signed through 2001

**GUARD/TACKLE**

PLAYERS

**CAREER:** The most versatile lineman on 49ers roster, Derrick Deese has seen time at all five positions along offensive front during his career...Started at right and left tackle during the 1998 season...Opened the 1998 season at right tackle and switched to left side following return of Kirk Scrafford...Excellent speed, quickness and durability.

**ACQUIRED:** Originally signed with 49ers as rookie free agent in 1992.

**1998:** Started all 16 games alternating between right and left tackle...Started at right tackle vs. N.Y. Jets (9-6)...Did not play in second half of Jets game due to stomach virus...Started at right tackle at Washington (9-14) as team rushed for 210 yards...Started at right tackle against Atlanta (9-27), at Buffalo (10-4) and at New Orleans (10-11)...Started at right tackle vs. Indianapolis (10-18) as team totaled 448 yards of offense...Started at right tackle Weeks 8-10...Started at left tackle at Atlanta (11-15)...Started at left tackle vs. New Orleans (11-22) as team totaled 443 yards of total offense...Started and rotated at left tackle with Dave Fiore Weeks 13-17...Started at left tackle in NFC Wild Card Game vs. Green Bay (1-3) and NFC Divisional Playoff Game at Atlanta (1-9).

**1997:** Played in 16 games and started 13 at left tackle...Subbed at guard first three weeks before replacing Tim Hanshaw at left tackle...49ers allowed 2.3 sacks per game with him in starting lineup and 4.7 without...Was used at center during preseason after Chris Dalman suffered left knee injury...Subbed at guard against Tampa Bay (8-31), St. Louis (9-7) and New Orleans (9-14)...Made first career start at left tackle vs. Atlanta (9-21)...First start at tackle since earning All-America honors at El Camino Junior College in 1989...Started at left tackle and helped 49ers rush for season-high 219 yards at Carolina (9-29)...Started at left tackle vs. St. Louis (10-12), but forced to leave after being poked in eye...Started at left tackle and filled in at right guard at Atlanta (10-19)...Suffered right ankle sprain against Falcons...Started at left tackle for both playoff games...Helped 49ers rush for 175 yards against Minnesota (1-3) in NFC Divisional Game.

**1996:** Played in 16 games as reserve guard and on special teams...Played only on special teams in five games...Took season-high 34 snaps at guard at Atlanta (12-2)...Replaced Ray Brown for 33 plays at left guard vs. New Orleans (9-1)...Subbed at guard and returned free kick 10 yards vs. St. Louis (9-8)...Played both guard and center vs. Atlanta (9-29)...Replaced injured Chris Dalman (concussion) at right guard at Houston (10-27)...Saw limited action at both guard spots in NFC Wild Card Game against Philadelphia (12-29)...Played on special teams in NFC Divisional Playoff Game at Green Bay (1-4).

**1995:** Had most of season wiped out with ankle injury...Started and played all 75 offensive snaps in season opener at New Orleans (9-3)...Started, but left game after 15 plays with left ankle injury...Inactive for remainder of the season but remained on roster.

**1994:** Started 15 games at right guard, after beginning year as reserve to Ralph Tamm...Replaced Tamm (left arch/foot) early in season opener vs. L.A. Raiders (9-5)...Made first career start at Kansas City (9-11) in place of Tamm...Starter throughout remainder of regular season and playoffs.

**1993:** Did not see any playing time in 1993...Inactive Weeks 1-6...Placed on Injured Reserve (10-23) due to broken left wrist.

**1992:** Missed entire season...Subbed at guard vs. Denver in preseason (8-3)...Injured left elbow during training camp and placed on Injured Reserve (8-4).

**COLLEGE:** Suffered through injury-plagued senior season at Southern California in 1991, coping with both tendinitis in knee and dislocated elbow...Earned honorable mention All-Pac 10 honors junior year...Transferred to USC from El Camino JC in Torrance, CA...Was JC All-America honorable mention left tackle in 1989...Earned All-Conference honors both seasons at El Camino.

**PERSONAL:** Born Derrick Deese (5-17-70) in Culver City, CA...Volunteers off-season time to charitable children's activities and other community events...Married, Derrick and his wife, Felicia, have son Derrick Lynn Jr. (8-19-98)...The Deeses live in Calabasas, CA.



## DEESE'S NFL STATISTICS

**REGULAR SEASON GAMES/STARTS** - 1992 (1R), 1993 (0/0), 1994 (16/15), 1995 (2/2), 1996 (16/0), 1997 (16/13), 1998 (16/16) **CAREER** - (66/46); **POSTSEASON GAMES/STARTS** - 1994 (3/3), 1996 (2/0), 1997 (2/2), 1998 (2/2); **CAREER** - (9/7)

**OTHER STATS: RECOVERED FUMBLES** - 1997 (1 for 0 yards); **KICKOFF RETURNS** - 1996 (2 for 20 yards)

# JIM DRUCKENMILLER

VIRGINIA TECH

# 14

PLAYERS



- ♦ Ht: 6-5, Wt: 234, Born: 9-19-72
- ♦ 3rd Year (D-1 in '97)
- ♦ Games/Starts: 1998-2/0; Career-6/1
- ♦ Signed through 2002

**QUARTERBACK**

**CAREER:** Jim Druckenmiller enters his third season as a member of the 49ers...Became the first quarterback drafted in the first round by San Francisco since Steve Spurrier in 1967...Spent first two seasons as team's third quarterback...Has excellent size and arm strength.

**ACQUIRED:** Selected by 49ers in first round (No. 26 overall) of 1997 NFL draft.

**1998:** Played in two games and served as third quarterback 15 games...Did not attempt pass during season...Designated as third quarterback at N.Y. Jets (9-6)...Took snaps late in game at Washington (9-14) but did not attempt pass...Designated third quarterback vs. Atlanta (9-27) and at Buffalo (10-4)...Took snaps late in game at New Orleans (10-11) but did not attempt pass...Designated third quarterback Weeks 7-9...Did not play vs. Carolina (11-8)...Designated third quarterback Weeks 11-17...Designated third quarterback vs. Green Bay (1-3) in NFC Wild Card Game and at Atlanta (1-9) in NFC Divisional Playoff Game.

**1997:** Played in four games and started one during rookie campaign...Completed 21 of 52 attempts for 239 yards and one touchdown...Designated third quarterback in season opener at Tampa Bay (8-31)...Made first career start in place of Steve Young (concussion) and Jeff Brohm (right hand, lower back) following week at St. Louis (9-7)...Completed 10 of 28 passes for 102 yards, one touchdown and three interceptions in notching 15-12 win over Rams...Connected with WR J.J. Stokes from 23 yards out for first career touchdown pass and later added two-point conversion pass to RB Terry Kirby at St. Louis...Completed four of six passes for 41 yards and quarterback rating of 86.1 against New Orleans (9-14)...Came off bench and completed two of seven passes for 32 yards vs. Atlanta (9-21)...Designated team's third quarterback 10 of next 11 weeks...Completed five of 11 passes for 64 yards at Seattle (12-21)...Inactive as team's third quarterback in both postseason games.

**COLLEGE:** Two-year starter at Virginia Tech...Ranks fourth on school's all-time passing list with 4,382 yards...Posted a 20-4 (.833) record as starter...Earned first-team All-Big East honors after completing 142 of 250 passes for 2,070 yards, 20 touchdowns and five interceptions as senior...Was second-team all-conference pick after throwing for 2,103 yards and 14 touchdowns as junior...Holds every school weight-lifting record for quarterbacks at Virginia Tech...Bench pressed 350 pounds, squatted 500 pounds, hang cleaned 405 pounds and top push pressed 331 pounds...Won team's Iron Man competition in 1995...Majored in physical education.

**PERSONAL:** Born (9-19-72) in Northampton, PA...Full name is James David Druckenmiller Jr...Lettered in football, baseball and basketball at Northampton High...Completed 86 of 192 passes for 1,040 yards and 11 touchdowns as senior...Was outfielder in baseball...Played quarterback at Fork Union (VA) Military Academy prior to going to Virginia Tech in 1992...Uncle, Dennis Onkontz, was third round draft choice by N.Y. Jets in 1970...Single...Resides in San Jose, CA.



## DRUCKENMILLER'S NFL STATISTICS

YEAR	G/S	ATT	COMP	YDS	PCT	TD	INT	LONG	QB RATING
1997	4/1	52	21	239	40.0	1	4	33	29.2
1998	2/0	0	0	0	0	0	0	0	0.0
Career	6/1	52	21	239	40.0	1	4	33	29.2

OTHER STATS: RUSHING - 1997 ( 10 for -6 yards), 1998 (3 for -4 yards)

## DRUCKENMILLER'S CAREER HIGHS

PASSES ATTEMPTED - 28 at St. Louis (9-7-97)

COMPLETIONS - 10 at St. Louis (9-7-97)

PASSING YARDS - 102 at St. Louis (9-7-97)

LONG PASS - 33 at Seattle (12-21-97)

RUSHES - 6 at St. Louis (9-7-97)

RUSHING YARDS - 1 at Seattle (12-21-97)

PLAYERS

# CHAD

# FANN

FLORIDA A&M

# 86



- ◆ Ht: 6-3, Wt: 250, Born: 6-7-70
- ◆ 6th Year (FA in '98)
- ◆ Games/Starts: 1998-12/0; Career-56/12
- ◆ Signed through 2001

## TIGHT END

**CAREER:** In two seasons with the 49ers, Chad Fann has proven himself to be a reliable performer at tight end and on special teams...Played three seasons with Arizona (1994-96) before signing with the 49ers.

**ACQUIRED:** Signed by 49ers as free agent in 1997...Re-signed for 1998 season...Originally signed with Arizona as undrafted free agent in 1993.

**1998:** (With San Francisco) Played in 12 regular season games as reserve tight end and special teams performer...Played from scrimmage and on special teams Weeks 1-7...Inactive at St. Louis (10-25)...Recorded special teams tackle at Green Bay (11-1)...Inactive Weeks 10-12...Registered special teams tackle vs. N.Y. Giants (11-30)...Subbed at tight end and played on special teams at Carolina (12-6) and vs. Detroit (12-14)...Subbed at tight end and recorded special teams tackle at New England (12-20)...Posted special teams tackle vs. St. Louis (12-27)...Subbed at tight end and recorded two special teams tackles vs. Green Bay (1-3) in NFC Wild Card Game...Inactive at Atlanta (1-9) in NFC Divisional Playoff Game.

**1997:** (With San Francisco) Played in 11 games and finished with five receptions for 78 yards...Added five tackles on special teams...Appeared in both postseason games, primarily on special teams...Inactive first five games...Posted season-high two special teams stops against San Diego (11-23)...Caught two passes for 28 yards against Minnesota (12-7)...Hauled down three passes for **CAREER-HIGH** 50 yards, including long of 21 yards at Seattle (12-21).

**1996:** Signed by 49ers (6-11) but released after training camp.

**1995:** (With Arizona) Played in 16 games and started three for Arizona...Registered five receptions for 41 yards and made three special teams tackles...Three starts came at fullback...Had 11-yard reception vs. Atlanta (11-26)...Caught season-high two passes for 19 yards at Philadelphia (12-17).



**1994:** (With Arizona) Played in 16 games and started **CAREER-HIGH** nine...Finished with 12 receptions for 96 yards and contributed five tackles on special teams...Often lined up in backfield as "wham" blocker...Made first career start vs. Minnesota (10-2)...Recorded **CAREER-HIGH** six receptions for 47 yards against Chicago (11-27)...Started in place of injured Derek Ware and posted three receptions for 20 yards against Washington (12-11)...Caught two passes for 19 yards, including season-long of 16 Atlanta (12-24).

**1993:** (With Arizona) Played in one game after being promoted from practice squad to active roster during Week 9...Made first career appearance and finished with one tackle on special teams at Dallas (11-17)...Inactive final six games of season...Originally released during training camp and signed to practice squad (10-24).

**COLLEGE:** Recorded 32 passes for 353 yards and five touchdowns at Florida A&M...Broke into starting lineup as senior and produced 22 receptions for 272 yards and two touchdowns...Earned All-Mid-Eastern Athletic Conference honors...Transferred from Mississippi after freshman year.

**PERSONAL:** Born (6-7-70) in Jacksonville, FL...Prepped at Jean Ribault High in Jacksonville...Single...Resides in Tallahassee, FL.

## FANN'S NFL STATISTICS

YEAR	G/S	REC.	YARDS	AVG.	TD	LONG
<i>ARIZONA</i>						
1993	1/0	0	0	0.0	0	0
1994	16/9	12	96	8.0	0	16
1995	16/3	5	41	8.2	0	13
<b>Totals</b>	<b>33/12</b>	<b>17</b>	<b>137</b>	<b>8.0</b>	<b>0</b>	<b>16</b>
<i>SAN FRANCISCO</i>						
1997	11/0	5	78	15.6	0	21
1998	12/0	0	0	0.0	0	0
<b>Totals</b>	<b>23/0</b>	<b>5</b>	<b>78</b>	<b>15.6</b>	<b>0</b>	<b>21</b>
<b>Career</b>	<b>56/12</b>	<b>22</b>	<b>215</b>	<b>9.8</b>	<b>0</b>	<b>21</b>
<i>Postseason</i>						
<i>SAN FRANCISCO</i>						
1997	2/0	0	0	0.0	0	0
1998	1/0	0	0	0.0	0	0
<b>Career</b>	<b>3/0</b>	<b>0</b>	<b>0</b>	<b>0.0</b>	<b>0</b>	<b>0</b>

**OTHER STATS: SPECIAL TEAMS TACKLES** - 1993 (1), 1994 (5), 1995 (3), 1997 (5), 1998 (4)

## FANN'S CAREER HIGHS

**RECEPTIONS** - 6 vs. Chicago (11-27-94)  
**RECEIVING YARDS** - 50 at Seattle (12-21-97)  
**LONG RECEPTION** - 21 at Seattle (12-21-97)

## AVOIDING THE SHUTOUT

The 49ers have been unblunkable since 1977. San Francisco has scored in an NFL-record 338 consecutive games. They have not been shutout since Atlanta posted a 7-0 win October 9, 1977. Cleveland (1950-71) held the previous record at 274 consecutive games. San Francisco set the mark with a 24-22 opening-game win vs. New Orleans in 1995 at the Superdome.



# DAVE FIORE

HOFSTRA

74

TACKLE



- ◆ Ht: 6-4, Wt: 290, Born: 8-10-74
- ◆ 4th Year (FA in '98)
- ◆ Games/Starts: 1998-9/3; Career-9/3
- ◆ Signed through 2002

**CAREER:** In his first season as a starter, Dave Fiore emerged as a quality left tackle...Possesses strength, quickness and tremendous balance...Tenacious run blocker and overpowering pass protector... Strongest player on team...Set team record by bench pressing 225 pounds 42 times...Slowed by knee injuries in 1997-98...Missed 1997 season with torn anterior cruciate ligament in left knee.

**ACQUIRED:** Signed by 49ers as free agent in 1998...Originally signed by 49ers as undrafted free agent in 1996.

**1998:** Played in nine games and made three starts at left tackle...Opened season as starting left tackle until injuring right knee in fourth quarter against Atlanta (9-27)...Started at tackle vs. N.Y. Jets (9-6)...Provided two key blocks downfield on Garrison Hearst's 96-yard touchdown run in overtime vs. Jets...Started at tackle at Washington (9-14) as team amassed 504 yards of total offense...Started at tackle vs. Atlanta (9-27) but left game in fourth quarter with right knee injury...Inactive Weeks 5-11 following right knee surgery to repair MCL and patella injuries...Returned vs. New Orleans (11-22) and subbed at tackle...Rotated at left tackle (Derrick Deese) Weeks 13-17...Subbed at left tackle (Deese) in NFC Wild Card Game vs. Green Bay (1-3) and NFC Divisional Playoff Game at Atlanta (1-9)

**1997:** Signed by 49ers (8-1) after being waived/injured by N.Y. Jets...Placed on Injured Reserve (8-19) with left knee injury suffered in Jets camp.

**1996:** Was on Jets active roster for final nine weeks of season but did not play...Spent first seven weeks with 49ers before being released.

**COLLEGE:** Four-year starter at Hofstra and unanimous All-America choice as senior...Played both center and guard as freshman in 1992 before making switch to tackle as sophomore...Helped Flying Dutchmen compile 18-3-1 mark and reach NCAA I-AA playoffs in final two seasons.

**PERSONAL:** Born David Allan Fiore (8-10-74) in Hackensack, NJ...Attended Waldwick High in hometown of Waldwick, NJ...Single...Resides in Sunnyvale, CA.

## FIORE'S NFL STATISTICS

REGULAR SEASON GAMES/STARTS - 1998 (9/3)	POSTSEASON GAMES/STARTS - 1998 (2/0)
--	--------------------------------------

### POSTSEASON PARTICIPATION

The 49ers have clinched a playoff berth for seven consecutive seasons, the NFL's longest current streak. They have not missed the postseason since 1991. San Francisco has reached the playoffs 15 of the last 17 seasons. The only times since 1981 that they have not qualified were in 1982 and 1991.



JEFF

GARCIA

SAN JOSE STATE

5



† Ht: 6-1, Wt: 195, Born: 2-24-70

† 1st Year (FA in '98)

† Signed through 2000

QUARTERBACK

**CAREER:** Jeff Garcia joins the 49ers after spending five years in the CFL...Led the Calgary Stampeders to the 1998 Grey Cup Championship while earning MVP honors...Finished CFL career with 16,449 passing yards and 111 touchdowns...Completed 61.7% of passes...Also rushed for 2,370 yards...Well-suited for 49ers offensive scheme...Quick and elusive...Has ability to avoid the rush and throw accurately on the run.

**ACQUIRED:** Signed by 49ers (2-16-99) as free agent.

**1998:** (With Calgary) Led Stampeders to Grey Cup Championship...Named MVP of Grey Cup...Named All-Canadian quarterback and West Division All-Star...Completed 348-of-554 (62.8) passes for 4,276 yards and 28 touchdowns...Also rushed 94 times for 575 yards and six touchdowns...Threw for 389 yards vs. Saskatchewan (8-7)...Posted five-touchdown performance against Vancouver (8-20)...Threw 100th career touchdown pass vs. Edmonton (9-11)...Completed 21-of-35 passes for 266 yards and rushed for two touchdowns vs. Hamilton (11-11)...Completed 20-of-27 passes for 263 yards and four touchdowns vs. Winnipeg (11-18)...Threw three touchdown passes while completing 20-of-34 passes for 331 yards vs. B.C. Lions (11-31)...Completed 32-of-46 (69.6) passes for 448 yards and four touchdowns in West Final vs. Edmonton (11-7)...Carried 11 times for 47 yards and one touchdown vs. Hamilton in Grey Cup...Also completed 22-of-32 passes for 250 yards en-route to being named Grey Cup MVP.

**1997:** (With Calgary) Played in 17 regular season games...Completed 354-of-566 (62.5) passes for **CAREER-HIGH** 4,568 yards and 33 touchdowns...Also rushed 134 times for **CAREER-HIGH** 739 yards and seven touchdowns...Rushing totals placed him seventh in league...Named West Division All-Star for third consecutive season...Finished second to Doug Flutie as Canada's Most Outstanding player...Posted a quarterback rating of 97.0.

**1996:** (With Calgary) Played in 18 regular season games and West Final playoff...Named West Division All-Star quarterback...Finished third in league with 4,225 yards and 25 touchdowns...Completed 315-of-537 (58.6) passes...Also rushed for 657 yards and six touchdowns on 92 carries.

**1995:** (With Calgary) Named Northern Division All-Star...Appeared in 18 games...Completed 230-of-364 (63.2) passes for 3,358 yards and 25 touchdowns...Also rushed 61 times for 396 yards and five touchdowns...Threw for 546 yards and six touchdowns vs. Edmonton (9-3).

**1994:** (With Calgary) Saw limited action in first season...Active for nine regular season and two postseason games.

**COLLEGE:** Three-year starter at San Jose State...Ranks first in school history with 7,274 yards of total offense...Ranks third all-time in passing yards (6,545), passing completions (504) and passing efficiency (129.4)...Completed 504-of-887 passes for 6,545 yards and 48 touchdowns in career...Completed 196-of-356 passes for 2,608 yards and 21 touchdowns as senior...Was second on team as senior, rushing for 559 yards and three touchdowns on 119 carries...Earned UPI All-America honors as junior after throwing for 2,418 yards and 15 touchdowns...Also rushed 94 times for 223 yards and seven touchdowns as junior...Finished third in country in passing efficiency as redshirt sophomore, completing 61.9 percent of his passes for 1,519 yards and 12 touchdowns...Spent 1989 year as starting quarterback for Gavilan College...Earned junior college honorable mention All-America honors after throwing for 2,038 yards and 18 touchdowns as freshman...Also rushed for 584 yards and four touchdowns at Gavilan...Majored in Recreation.

**PERSONAL:** Born Jeff Garcia (2-24-70)...Prepped at Gilroy (CA) High...Two sport star in basketball and football...Father, Bob, was athletic director and football coach at Gavilan College...Single...Resides in San Jose, CA.

PLAYERS



# CHARLIE GARNER

TENNESSEE

# 33



- ◆ Ht: 5-9, Wt: 187, Born: 2-13-72
- ◆ 6th Year (FA in '99)
- ◆ Games/Starts: 1998-10/3; Career-66/17
- ◆ Signed through 2000

**RUNNING BACK**

**CAREER:** Sixth-year veteran joins the 49ers after spending his first five NFL seasons with the Philadelphia Eagles...Explosive runner with big-play ability...Enters 1999 with five career 100-yard rushing games to his credit.

**ACQUIRED:** Signed by 49ers as free agent July 19, 1999... Originally selected by Philadelphia in second round (No. 42 overall) of 1994 NFL draft.

**1998:** (With Philadelphia) Played in 10 games and made three starts with Eagles...Finished season with 96 carries for 381 yards and four touchdowns...Also recorded 19 receptions for 110 yards...Opened season inactive with injured ankle suffered in preseason at Seattle (9-6)...Replaced injured Duce Staley on final drive of game at Atlanta (9-13) and rushed once for two yards...Had seven carries for six yards at Arizona (9-20)...Rushed nine times for 29 yards vs. Kansas City (9-27)...Recorded fourth multiple touchdown game of career at Denver (10-4)...Rushed 10 times for 50 yards and two touchdowns against Broncos...Made first start of season and rushed 17 times for 50 yards against Washington (10-11)...Also had four receptions for 19 yards against Redskins...Started and recorded 12-yard touchdown run at San Diego (10-18)...Erupted for **CAREER-HIGH** 129 yards on 16 carries and one touchdown vs. Detroit (11-8)...His effort against Lions was fifth career 100-yard game...Came off bench and rushed for 63 yards on 13 attempts at Washington (11-15)...Also caught four passes for 24 yards against Redskins...Rushed twice before leaving game with injured ribs at N.Y. Giants (11-22)...Inactive (ribs) at Green Bay (11-29) and vs. St. Louis (12-3)...Placed on injured reserve with rib injury (12-10).

**1997:** (With Philadelphia) Played in all 16 games and made two starts...Posted **CAREER-HIGHS** in carries (116), receptions (24), receiving yards (225) and yards from scrimmage (772)...Finished season with 116 carries for 547 yards and three touchdowns...Ranked third in NFC with 4.7 yards per carry average...Rushed seven times for 48 yards at Dallas (9-15)...Carried 12 times for 60 yards vs. Washington (10-5)...Recorded nine carries for 55 yards vs. Dallas (10-26)...Scored first touchdown of season while rushing 10 times for 21 yards at Baltimore (11-16)...Also caught season-high four passes for 28 yards against Ravens...Replaced injured Ricky Watters and had best outing of season at Washington (12-21)...Rushed for season-high 115 yards on 18 carries and two touchdowns against Redskins.

**1996:** (With Philadelphia) Appeared in 15 games and made one start while serving as backup to Ricky Watters...Finished second on team with 66 carries for 346 yards and one touchdown...Also returned six kickoffs 117 yards...Suffered strained knee against Green Bay (9-9) that limited him to just 10 carries Weeks 3-9...Returned to form with 10 carries for 60 yards vs. Buffalo (11-10)...Replaced injured Watters and carried three times for 41 yards in third quarter before leaving game with sprained ankle...Inactive at Arizona (11-24)...Saw limited action Weeks 13-17...Carried three times for 10 yards in NFC Wild Card Game at San Francisco (12-29).

**1995:** (With Philadelphia) Finished regular season with 108 carries for **CAREER-HIGH** 588 yards...Also set **CAREER-HIGH** with six rushing touchdowns...Showed versatility returning 29 kickoffs for 590 yards...Carried 10 times for 71 yards and one touchdown at Arizona (9-10)...Recorded season-high 14 carries at New Orleans (10-1)...Tied **TEAM-RECORD** with three touchdowns, including **CAREER-HIGH** 55-yard touchdown run, against Washington (10-8)...Rushed nine times for 120 yards against Redskins...Had 13 carries for 58 yards vs. N.Y. Giants (11-19)...Suffered fractured thumb at Washington (11-26) and underwent surgery (11-29)...Inactive at Seattle (12-3)...Closed regular season with four carries for 20 yards and one touchdown at Chicago (12-24)...Had big game in NFC Wild Card Game vs. Detroit (12-30)...Rushed 12 times for 78 yards and one touchdown in 58-37 Eagles victory...Carried five times for 13 yards in NFC Divisional Playoff Game at Dallas (1-7-96).



**1994:** (With Philadelphia) Inactive Weeks 1-3 with rib injury suffered in preseason...Recorded first career 100-yard effort in first career start at San Francisco (10-2)...Carried 16 times for 111 yards and two touchdowns against 49ers...Made second career start and erupted for then **CAREER-HIGH** 122 yards on 28 carries against Washington (10-9)...Posted 17 carries for 57 yards following week at Dallas (10-16)...Inactive vs. Cleveland (11-13) with thigh injury suffered previous week against Arizona (11-6)...Ruptured patella tendon in left knee vs. N.Y. Giants (12-18) and underwent season-ending surgery (12-19).

**COLLEGE:** Finished two-year career at Tennessee with 2,223 yards and 10 touchdowns...Also added 17 receptions for 106 yards...Rushed for 1,161 yards and eight touchdowns as senior...Set career-high with 186-yard effort against Kentucky...Transferred to Tennessee from Scottsdale (AZ) Community College...Once rushed for junior college record 430 yards in single game.

**PERSONAL:** Charlie Garner was born (2-13-72) in Fairfax, VA...Prepped at Jeb Stuart High in Fairfax...Named state Player-of-the-Year after rushing for over 2,000 yards and 38 touchdowns as senior...Resides in Fairfax, VA.

## GARNER'S NFL STATISTICS

YEAR	G/S	RUSH	YDS.	AVG.	TD	LONG	REC.	YDS.	AVG.	TD	LONG
<i>PHILADELPHIA</i>											
1994	10/8	109	399	3.7	3	28t	8	74	9.3	0	28
1995	15/3	108	588	5.4	6	55t	10	61	6.1	0	29
1996	15/1	66	346	5.2	1	46	14	92	6.6	0	13
1997	16/2	116	547	4.7	3	26	24	225	9.4	0	27
1998	10/3	96	381	4.0	4	40	19	110	5.8	0	21
<b>Career</b>	<b>66/17</b>	<b>495</b>	<b>2,261</b>	<b>4.6</b>	<b>17</b>	<b>55t</b>	<b>75</b>	<b>562</b>	<b>7.5</b>	<b>0</b>	<b>29</b>
<i>Postseason</i>											
<i>PHILADELPHIA</i>											
1995	2/0	17	91	5.4	1	30	0	0	0.0	0	0
1996	1/0	3	10	3.3	0	8	0	0	0.0	0	0
<b>Career</b>	<b>3/0</b>	<b>20</b>	<b>101</b>	<b>5.05</b>	<b>1</b>	<b>38</b>	<b>0</b>	<b>0</b>	<b>0.0</b>	<b>0</b>	<b>0</b>

**OTHER STATS: KICKOFF RETURNS** - 1995 (29 for 590), 1996 (6 for 117)

## GARNER'S CAREER HIGHS

**RUSHES** - 28 vs. Washington (10-9-94)  
**RUSHING YARDS** - 129 vs. Detroit (11-8-98)  
**LONG RUSH** - 55t vs. Washington (10-8-95)  
**TD RUSHES** - 3 vs. Washington (10-8-95)  
**RECEPTIONS** - 4 vs. (several times) Last: vs. Washington (10-11-98)  
**RECEIVING YARDS** - 38 vs. Arizona (10-19-98)  
**LONG RECEPTION** - 29 at N.Y. Giants (10-15-95)

**GARNER'S 100-YARD RUSHING GAMES:** (5) **129** vs. Detroit (11-8-98); **122** vs. Washington (10-9-94); **120** vs. Washington (10-8-95); **115** vs. Washington (12-21-97); **111** at San Francisco (10-2-94).

## TAKE AND GIVE STREAK

The 49ers have won 17 consecutive postseason games when winning the take-away-giveaway battle. They are 17-1 overall in the postseason when holding that edge. The only loss was against Dallas (12-23-72).



# REGGIE GIVENS

PENN STATE

59

LINEBACKER



- ♦ Ht: 6-0, Wt: 234, Born: 10-3-71
- ♦ 2nd Year (FA in '98)
- ♦ Games/Starts: 1998-16/0; Career-16/0
- ♦ Signed through 2000

**CAREER:** Quickness and athleticism make Reggie Givens a valuable addition to the 49ers special team units...Named the 49ers postseason Special Teams Captain...Spent four years in the CFL before joining the 49ers in 1998.

**ACQUIRED:** Signed by 49ers as free agent (3-12-98)...Originally selected by Dallas in eighth round of 1993 NFL draft...Released by Dallas at end of training camp...Signed as free agent by Chicago (4-94) and released following training camp...Signed with Winnipeg Blue Bombers of Canadian Football League (10-94).

**1998:** Played in 16 regular season games and both postseason games on special teams...Named special teams postseason captain...Finished season with 13 special teams tackles...Credited with special teams tackle vs. N.Y. Jets (9-6)...Recorded two tackles vs. Indianapolis (10-18)...Recorded special teams stop at Green Bay (11-1)...Posted season-high three special teams tackles vs. New Orleans (11-22)...Played on special teams Weeks 13-16...Registered two special teams tackles vs. St. Louis (12-27)...Recorded two solo tackles vs. Green Bay (1-3) in NFC Wild Card Game...Saw special teams action at Atlanta in NFC Divisional Playoff Game (1-9).

**CFL:** Signed by Winnipeg Blue Bombers of Canadian Football League (10-94), contributing 16 total tackles, one interception, and two sacks...Played in one game of 1995 season with Bluebombers before being released...Signed as free agent with Baltimore Stallions (8-9-95)...Played in four games with Stallions, primarily on special teams, recording seven special teams tackles...Signed as free agent with Toronto Argonauts during 1996 offseason, earning team's nomination as Most Outstanding Defensive Player first season...Totaled 68 total tackles, and led CFL with four fumble recoveries...Earned CFL Defensive Player-of-the-Week honors in Week 4 of '97 season, contributing three tackles, one sack, and one pass defended vs. Hamilton Tiger Cats (7-17)...Returned fumble 91 yards for touchdown for third longest fumble recovery in Argonaut history vs. Montreal Alouettes (7-31).

**COLLEGE:** Started 35 of 38 games and four postseason bowl games for Penn State...Voted Defensive Game MVP in 1992 Fiesta Bowl...Finished college career with 185 tackles.

**PERSONAL:** Reginald Alonzo Givens was born (10-3-71) in Emporia, VA...Graduated from Sussex (VA) High, where he was voted state's defensive player-of-the-year in senior season...Also played basketball and was member of track team as triple jumper...Single...Resides in Emporia, VA during offseason.

## GIVENS' NFL STATISTICS

SPECIAL TEAMS TACKLES - 1998 (13)

### BALL HAWK

Merton Hanks has 26 interceptions over the last five years (1994-98). Only Aeneas Williams (28) has more interceptions during that stretch than Hanks.



# CHARLES HALEY

JAMES MADISON

# 94



- ♦ Ht: 6-4, Wt: 256, Born: 1-6-64
- ♦ 14th Year (FA in '99)
- ♦ Games/Starts: 1998-0/0; Career-153/119
- ♦ Signed through 2002

**DEFENSIVE END**

PLAYERS

**CAREER:** One of the most gifted pass rushers of all time re-joins the 49ers...As a member of the 49ers and later the Dallas Cowboys, Haley became the only player in NFL history to win five Super Bowl Championships...A four-time **PRO BOWLER** Haley enters 1999 with 97.0 career sacks...Returned to 49ers in 1998 postseason after missing previous two years...Retired in 1996 following back surgery...Has 58 tackles and 11 sacks in postseason career...Has registered 10-or-more sacks six times during his career.

**ACQUIRED:** Signed by 49ers (7-21-99) as free agent...Signed by 49ers (1-2-99) as free agent...Originally selected in fourth round (No. 96 overall) by 49ers in 1986 NFL draft...Traded to Dallas (1992) and spent four seasons with Cowboys before retiring (back) in 1996 season.

**1998:** (With San Francisco) Joined 49ers for two postseason games...After being away from football for over two years, had immediate impact on 49ers defense...Appeared as reserve defensive end and recorded two tackles, three quarterback pressures and one pass defended...His pressure on QB Brett Favre in third-quarter resulted in 17-yard interception return by LB Lee Woodall...Appeared as reserve defensive end vs. Atlanta (1-9) in NFC Divisional Playoff Game and deflected one pass that was intercepted by DT Junior Bryant.

**1997:** Did not play/retired.

**1996:** (With Dallas) Appeared in five games before retiring with back injury...Played in Weeks 1, 2, 3, 9, and 10...Recorded seven tackles and one sack in his five games.

**1995:** (With Dallas) Posted 35 tackles and 10.5 sacks...Missed five games after suffering disc injury vs. Washington (12-3) and having surgery (12-6)...Returned to start in Super Bowl XXX...Recorded five tackles, one sack and three quarterback pressures in 27-17 win over Steelers to earn fifth Super Bowl ring...His 10.5 sacks marked sixth time in career he has recorded double-digit sacks.

**1994:** (With Dallas) Returned from offseason back surgery (microscopic lumbar discectomy) to record 68 tackles and 12.5 sacks...Paced Cowboys with 52 QB pressures...Earned First Team All-Pro honors and fourth career **PRO BOWL** invitation...Recorded **CAREER-HIGH** four sacks vs. Pittsburgh (9-4)...Recorded three sacks and five tackles vs. Philadelphia (12-4)...Had six tackles, one sack and nine QB pressures in Thanksgiving Day victory over Green Bay (11-24).

**1993:** (With Dallas) Appeared in 14 games and finished with 41 tackles, 4.0 sacks, two passes defended and three forced fumbles...Recorded two sacks against 49ers (10-17)...Recorded first interception since rookie season against Green Bay (1-9-94) in NFC Divisional Playoff Game...Picked up fourth Super Bowl ring with victory against Buffalo Bills in Super Bowl XXVIII.

**1992:** (With Dallas) Acquired by Dallas (8-27-92) in trade with 49ers...Started 13 games and appeared in 15...Missed Phoenix game (11-22) with groin injury...Recorded 39 tackles, six sacks and 42 QB pressures...Recorded six tackles in Super Bowl XXXII win over Buffalo Bills (1-31-93).

**1991:** (With San Francisco) Earned **PRO BOWL** honors after recording 53 tackles, seven sacks, six passes defended and two forced fumbles...Recorded season high seven tackles against Minnesota (9-15)...Posted seven tackles and three sacks at Philadelphia (10-27)...Missed Phoenix game (11-17) with hamstring injury.

**1990:** (With San Francisco) Led NFC and finished third in NFL with **CAREER-HIGH** 16.0 sacks...Earned second career **PRO BOWL** honor...Recorded 11 tackles, two sacks, one forced fumble and one pass defended against Houston (10-7)...Recorded four multiple sack games on season...Finished season with 58 tackles and nine passes defended.

**1989:** (With San Francisco) Recorded 57 tackles and 10.5 sacks...Posted 11 tackles, three sacks and forced fumble against Jets (10-29)...Returned fumble for touchdown against Atlanta (11-12)...Had four tackles, including one sack vs. Green Bay (11-19).

**1988:** (With San Francisco) Totaled 69 tackles and 11.5 sacks in 16 games...Made first start at left outside linebacker at New Orleans (9-4) and recorded five tackles and one sack...Posted six tackles and three sacks at Chicago (10-24)...Named **NFC DEFENSIVE-PLAYER-OF-MONTH**



(October)...Had six tackles and two sacks vs. Cincinnati (1-22-89) in Super Bowl XXIII...Earned first career **PRO BOWL** nomination.

**1987:** (With San Francisco) Led team with six sacks...Finished with 25 tackles...Played in 12 games and made two starts...Had two tackles and one sack in NFC Divisional Playoff Game vs. Minnesota (1-9-88).

**1986:** (With San Francisco) Led team in sacks with 12 as rookie...12 sacks were second in NFL for rookies (Leslie O'Neal, 12.5)...Also recorded 59 tackles, three passes defended and four forced fumbles.

**COLLEGE:** Earned Division II All-America honors as senior at James Madison...Never missed a game as four-year starter at linebacker...Finished career with 506 total tackles, 17 sacks and three interceptions.

**PERSONAL:** Born Charles Lewis Haley (1-6-64) in Gladys, VA...Three-sport star at William Campbell High in Naruna, VA...He and wife Karen have three children: Princess Kay (11-18-88), Charles, Jr. (10-12-90) and Brianna (1-15-94)...Daughter Brianna has leukemia...Haleys created The Brianna Haley Fund to raise resources, awareness and recruitment of minorities to join National Marrow Donor Program...Charles served as co-chair (with wife) of Lend A Hand Program to raise money for the Marrow Foundation.

**HALEY'S NFL HONORS:** Pro Bowl - 1988, 1990, 1991, 1994; All-Rookie (UPI, PFWA) - 1986; All-Pro - 1990, 1994; All-NFL - 1990, 1994; All-NFC (UPI) - 1990, 1994; All-NFC (second-team) - 1995; *Football Digest* Defensive-Player-of-Year - 1994.

## HALEY'S NFL STATISTICS

YEAR	G/S	TACKLES				PASS				FF	FR	YDS.	TD
		TOT.	SOLOS	AST.	SACKS	DEF.	INT.	YDS.	TD				
<i>SAN FRANCISCO</i>													
1986	16/1	59	49	10	12.0	3	1	8	0	4	1	0	0
1987	12/2	25	21	4	6.5	3	0	0	0	1	0	0	0
1988	16/14	69	55	14	11.5	4	0	0	0	1	2	0	0
1989	16/16	57	43	14	10.5	6	0	0	0	3	1	3	1
1990	16/16	58	52	6	16.0	9	0	0	0	3	1	0	0
1991	14/14	53	46	7	7.0	6	0	0	0	2	1	3	0
<b>Totals</b>	<b>90/63</b>	<b>321</b>	<b>266</b>	<b>55</b>	<b>63.5</b>	<b>31</b>	<b>1</b>	<b>8</b>	<b>0</b>	<b>14</b>	<b>6</b>	<b>6</b>	<b>1</b>
<i>DALLAS</i>													
1992	15/13	39	21	18	6.0	2	0	0	0	2	0	0	0
1993	14/11	41	30	11	4.0	2	0	0	0	3	1	0	0
1994	16/16	68	49	19	12.5	2	1	1	0	3	0	0	0
1995	13/11	35	30	5	10.5	1	0	0	0	2	0	0	0
1996	5/5	7	5	2	1.0	0	0	0	0	0	0	0	0
<b>Totals</b>	<b>63/56</b>	<b>190</b>	<b>135</b>	<b>55</b>	<b>33.5</b>	<b>7</b>	<b>1</b>	<b>1</b>	<b>0</b>	<b>10</b>	<b>1</b>	<b>0</b>	<b>0</b>
<b>Career</b>	<b>153/119</b>	<b>511</b>	<b>401</b>	<b>110</b>	<b>97.0</b>	<b>38</b>	<b>2</b>	<b>9</b>	<b>0</b>	<b>24</b>	<b>7</b>	<b>6</b>	<b>1</b>
<i>Postseason</i>													
<i>SAN FRANCISCO</i>													
1986	1/0	3	2	1	1.0	0	0	0	0	0	0	0	0
1987	1/0	2	1	1	1.0	0	0	0	0	0	0	0	0
1988	3/3	16	15	1	3.5	1	0	0	0	0	1	0	0
1989	3/3	6	5	1	1.0	2	0	0	0	0	0	0	0
1990	2/2	6	5	1	1.0	2	0	0	0	0	0	0	0
<b>Totals</b>	<b>10/8</b>	<b>33</b>	<b>28</b>	<b>5</b>	<b>7.5</b>	<b>5</b>	<b>0</b>	<b>0</b>	<b>0</b>	<b>0</b>	<b>1</b>	<b>0</b>	<b>0</b>
<i>DALLAS</i>													
1992	3/3	11	9	2	1.0	2	0	0	0	1	0	0	0
1993	3/3	5	4	1	1.5	3	1	0	0	1	0	0	0
1994	2/2	4	3	1	0.0	1	0	0	0	0	0	0	0
1995	1/1	5	4	1	1.0	0	0	0	0	0	0	0	0
<b>Totals</b>	<b>9/9</b>	<b>25</b>	<b>20</b>	<b>5</b>	<b>3.5</b>	<b>6</b>	<b>1</b>	<b>0</b>	<b>0</b>	<b>2</b>	<b>0</b>	<b>0</b>	<b>0</b>
<i>SAN FRANCISCO</i>													
1998	2/0	2	1	1	0.0	1	0	0	0	0	0	0	0
<b>Totals</b>	<b>2/0</b>	<b>2</b>	<b>1</b>	<b>1</b>	<b>0.0</b>	<b>1</b>	<b>0</b>	<b>0</b>	<b>0</b>	<b>0</b>	<b>0</b>	<b>0</b>	<b>0</b>
<b>Career</b>	<b>21/17</b>	<b>60</b>	<b>49</b>	<b>11</b>	<b>11.0</b>	<b>12</b>	<b>1</b>	<b>0</b>	<b>0</b>	<b>2</b>	<b>1</b>	<b>0</b>	<b>0</b>



# MERTON HANKS

IOWA

36



- ♦ Ht: 6-2, Wt: 181, Born: 3-12-68
- ♦ 9th Year (D-5 in '91)
- ♦ Games/Starts: 1998-16/16; Career-125/109
- ♦ Signed through 2002

SAFETY

**CAREER:** Now in his ninth NFL season, Merton Hanks has established himself among the games best free safeties with his big-play ability...Has recorded 29 interceptions for 380 yards since becoming a full-time starter in 1993...Tied for team lead with four interceptions and tied **CAREER-HIGH** with 21 passes defended in 1998 despite battling achilles and wrist injuries...Had offseason surgery to repair both achilles and wrist injuries...Named as the NFC's starting free safety for four of the past five

**PRO BOWLS:** Earned first-team **ALL-PRO** recognition in 1995, and was a second-team **ALL-PRO** selection by the Associated Press in 1996...Has been named **NFC DEFENSIVE-PLAYER-OF-THE-WEEK** six times dating back to the 1993 season...Has good size and speed...In 1997, he became second player in NFL history to record two defensive touchdowns on Monday Night in same season, joining Miami's Dick Anderson.

**ACQUIRED:** Drafted by 49ers in fifth round (No. 123 overall) of 1991 NFL draft...Choice acquired by Niners along with Packers' fourth round choice (96th overall), in exchange for San Francisco's third round (82nd overall) selection.

**1998:** Started 16 games and recorded 61 tackles, four interceptions, one forced and one recovered fumble...Tied **CAREER-HIGH** with 21 passes defended...Posted eight tackles and one pass defended in two playoff games...Credited with four tackles and one pass defended vs. N.Y. Jets (9-6)...Posted six tackles (five solo) and one pass defended vs. Atlanta (9-27)...Registered season-high nine tackles (four solo), including shared sack (Chris Doleman) for five yards, at Buffalo (10-4)...Recorded three solo tackles at New Orleans (10-11)...Posted three tackles (two solo) and two passes defended at St. Louis (10-25)...Recorded six tackles (four solo) vs. Carolina (11-8)...Registered two solo tackles, one interception for 37 yards and one pass defended vs. New Orleans (11-22)...Registered three tackles, three passes defended and one interception at Carolina (12-6)...Posted three tackles (two solo) and two passes defended vs. Detroit (12-14)...Intercepted QB Charlie Batch pass at goal line vs. Lions, saving touchdown...Tallied two tackles and three passes defended at New England (12-20)...Also intercepted pass in end zone at Patriots...Registered four solo tackles vs. St. Louis (12-27)...Recorded four solo tackles, one pass defended and one forced fumble in **NFC Wild Card Game** vs. Green Bay (1-3)...Forced fumble was recovered by Chris Doleman and led to first 49ers touchdown of day...Tallied four solo tackles in **NFC Divisional Playoff Game** at Atlanta (1-9).

**1997:** Started 16 games and recorded **CAREER-HIGH** 86 tackles, six interceptions, two fumble recoveries and 16 passes defended...Posted **TEAM-HIGH** 12 tackles and one pass defended in two playoff games...**TEAM LEADER** with eight takeaways...49ers scored 34 points off Hanks' thefts...Selected as starter to **PRO BOWL** for fourth consecutive season...Led defense in scoring with 12 points...Registered three tackles, one pass defended and one recovered fumble at Tampa Bay (8-31)...Posted eight tackles (six solo) at St. Louis (9-7)...Had six tackles, matched **CAREER-HIGH** with two interceptions and had season-high four passes defended at Carolina (9-29)...Registered eight tackles (five solo) vs. Dallas (11-2)...Finished with three tackles and returned Ricky Watters fumble 38 yards for touchdown at Philadelphia (11-10)...Posted eight tackles (six solo) and intercepted QB Kerry Collins pass in end zone to preserve win over Carolina (11-16)...Finished with six tackles, three passes defended and tied **CAREER-HIGH** with two interceptions against San Diego (11-23)...Racked up eight tackles at Kansas City (11-30)...Had season-high nine tackles, three passes defended and returned interception 55 yards for touchdown against Denver (12-15)...Joined Miami's Dick Anderson (1973) as second defensive player in **NFL HISTORY** to record two touchdowns on Monday Night in same season...Started at free safety and made four tackles and one pass defended in **NFC Divisional Playoff Game** vs. Minnesota (1-3)...Finished with team-high eight tackles (five solo) in **NFC Championship Game** vs. Green Bay (1-11).

PLAYERS



**1996:** Started 16 games and recorded 80 tackles, four interceptions and 22 passes defended...Had 12 tackles and one pass defended in two starts during playoffs...Earned third consecutive **PRO BOWL** bid...Was **SECOND-TEAM ALL-PRO** selection by Associated Press...Registered **CAREER-HIGH** 11 tackles (eight solo) at Carolina (9-22)...Credited with three tackles (two solo), season-high two interceptions, and two passes defended at St. Louis (10-6)...Recorded seven tackles (five solo), one interception, and three passes defended at New Orleans (11-3)...Posted five solo tackles, one forced fumble, and two passes defended at Green Bay (10-14)...Tallied seven tackles (six solo) and two passes defended vs. Carolina (12-8)...Returned an interception eight yards, made four solo tackles, and defended two passes vs. Baltimore (11-17)...Tallied seven tackles (five solo) and three passes defended vs. Atlanta (9-29)...Posted six tackles against Philadelphia (12-29) and at Green Bay (1-4) during playoffs.

**1995:** Named **FIRST-TEAM ALL-PRO** and NFC's **PRO BOWL** starter at free safety...Started every game, totaling 72 tackles (48 solos)...Tied CB Tyrone Drakeford for team lead with five interceptions...Returned fumble recovery for touchdown...Named **NFC DEFENSIVE PLAYER-OF-THE-WEEK** after recording four tackles and thwarting pair of long drives by intercepting QB Drew Bledsoe passes at Niners' one-yard line in third quarter and four-yard line in final quarter vs. New England (9-17)...Returned interception 23 yards to set up touchdown drive and made three tackles at Indianapolis (10-15)...Named **NFC DEFENSIVE PLAYER-OF-THE-WEEK** for second time after leading Niners to a 38-20 win at Dallas (11-12)...Scored on 38-yard fumble recovery on second play from scrimmage and added two tackles and one pass defended...Had five tackles and set up two scoring drives with fumble recovery and interception to help 49ers beat Miami (11-20)...Credited with four tackles and one pass defended in NFC Divisional Playoff vs. Green Bay (1-6).

**1994:** Moved from right cornerback to free safety in Week 4...Finished with 79 total tackles (13 assists), **CAREER-HIGH** seven interceptions and 18 passes defended...Named as starter to **PRO BOWL** and was **SECOND-TEAM ALL-PRO** pick...Had two multi-interception games...Made first start at free safety and responded with four tackles and first interception of season vs. New Orleans (9-25)...Named **NFC DEFENSIVE PLAYER-OF-THE-WEEK** at Detroit (10-9), making six tackles, recovering fumble and returning interception 38 yards to set up go-ahead touchdown...Credited with three solo tackles and returned interception 22 yards at Atlanta (10-16)...Named **NFC DEFENSIVE PLAYER-OF-THE-WEEK** for second time during season, following performance that included two interceptions inside five-yard line, eight tackles and four passes defended vs. Dallas (11-13)...Intercepted two passes, registered six solo tackles, including half a sack (Dana Stubblefield), vs. Atlanta (12-4)...Posted eight tackles and recovered fumble at Minnesota (12-26)...Returned interception 31 yards to set up second quarter touchdown in NFC Divisional Playoff vs. Chicago (1-7)...Credited with five solo tackles in NFC Championship Game vs. Dallas (1-15)...Contributed two tackles and pair of passes defended vs. San Diego in Super Bowl XXIX (1-29).

**1993:** Started 13 games, including 11 at free safety...Posted 71 tackles, three interceptions and 16 passes defended...**TEAM LEADER** in interception return yards with **CAREER-HIGH** 104...Averaged 34.5 yards per interception return...Named **ALL-PRO** by *Sports Illustrated*...Played in the nickel defense and replaced injured Dana Hall (left shoulder) at free safety in third quarter, posting five tackles, at Pittsburgh (9-5)...Started in place of injured Hall (right ankle) at free safety and had eight tackles at New Orleans (9-26)...Started again in place of Hall at free safety and registered six tackles and three passes defended vs. Minnesota (10-3)...Made third consecutive start at free safety and totaled two tackles at Dallas (10-17)...Made first of two consecutive starts at right cornerback in place of injured Don Griffin (right shoulder), racking up four tackles and five passes defended, including one interception, vs. Phoenix (10-24)...Became starting free safety for remainder of season and posted four tackles along with pass defended vs. L.A. Rams (10-31)...Named **NFC DEFENSIVE PLAYER-OF-THE-WEEK** for performance vs. New Orleans (11-22)...Recorded pair of interceptions for 94 yards, and scored first career defensive touchdown on 67-yard return vs. the Saints...Had **CAREER-HIGH** 11 tackles and forced fumble vs. Philadelphia (1-3)...Registered pass defended vs. N.Y. Giants in NFC Divisional Playoff Game (1-15)...Totaled seven tackles and pass defended at Dallas in NFC Championship (1-23).

**1992:** **TEAM LEADER** in tackles among defensive backs with 64 as part-time starter...Also contributed 11 passes defended and two interceptions...Started in three-cornback alignment, posting five tackles and first career interception, vs. Buffalo (9-13)...Started in nickel alignment and came up with nine tackles and one pass defended vs. Atlanta (10-18)...Scored first NFL touchdown on a 48-yard punt return, had two passes defended, including one interception, and recorded six tackles at Atlanta (11-9)...Started in nickel defense at Minnesota (12-13) and vs. Detroit (12-28) and had four



tackles and seven tackles, respectively...Tallied three tackles vs. Washington in the NFC Divisional Playoff (1-9) and two stops vs. Dallas in the NFC Championship Game (1-17).

**1991:** Named **ALL-ROOKIE** by *College and Pro Football Newsweekly*...Played in 13 games and started eight...Totaled 37 tackles for season, while defending four passes and recovering two fumbles...Credited with six tackles and one pass defended vs. Atlanta (10-13)...Recorded one each pass defended, forced fumble, and fumble recovery, along with seven tackles (six solo) in first NFL start vs. Detroit (10-20).

**COLLEGE:** Consensus All-Big Ten selection and AP second-team All-America at Iowa in 1990...Led Big Ten with 14 passes defended as senior...Established Hawkeyes' record with seven blocked kicks during four-year career...Recipient of Iowa's "Hustle Award" in 1989 and was selected second-team All-Big Ten...Graduated with degree in liberal arts.

**PERSONAL:** Born Merton Edward Hanks (3-12-68) in Dallas, TX...Participated in football and track at Dallas (TX) Lake Highlands High...Won district 110-meter hurdles championship (13.7) as junior...Youngest of six children...Wife, Marva (Fuller), was star player on Iowa women's basketball team...Couple actively involved with "CAN" (Cure Autism Now) organization of San Jose...Holds annual football camp with former NFL player Eddie Taylor...Proceeds of four-day camp go to Youth Achieving Destiny Charity Foundation of San Jose...Merton and Marva have two daughters, Maya Angelou (10-18-92) and Milan Nicole (11-18-93), and reside in Danville, CA.

**HANKS' NFL HONORS:** *Sports Illustrated* All-Pro - 1993; All-Pro 1994 (Second Team), 1995 (First Team), 1996 (Second Team); Pro Bowl - 1994-97

## HANKS' NFL STATISTICS

YEAR	G/S	TACKLES				PASS								
		TOT.	SOLOS	AST.	SACKS	YDS.	DEF.	INT.	YDS.	TD	FF	FR	YDS.	TD
1991	13/8	37	34	3	0	0	4	0	0	0	1	2	0	0
1992	16/5	64	53	11	0	0	7	2	5	0	0	0	0	0
1993	16/16	71	62	9	0	0	16	3	104	1	1	0	0	0
1994	16/16	79	66	13	0	0	18	7	93	0	0	1	0	0
1995	16/16	72	48	24	0	0	13	5	31	0	0	2	69	1
1996	16/16	80	67	13	0	0	21	4	7	0	1	0	0	0
1997	16/16	86	62	24	0	0	16	6	103	1	0	2	38	1
1998	16/16	61	41	20	.5	5	21	4	37	0	1	1	0	0
<b>Career</b>	<b>125/109</b>	<b>550</b>	<b>433</b>	<b>117</b>	<b>.5</b>	<b>0</b>	<b>116</b>	<b>31</b>	<b>380</b>	<b>2</b>	<b>4</b>	<b>8</b>	<b>107</b>	<b>2</b>
<b>Postseason</b>														
1992	2/0	6	5	1	0	0	0	0	0	0	0	0	0	0
1993	2/2	7	7	0	0	0	2	0	0	0	0	0	0	0
1994	3/3	8	7	1	0	0	5	1	31	0	0	0	0	0
1995	1/1	4	4	0	0	0	1	0	0	0	0	0	0	0
1996	2/2	12	11	1	0	0	1	0	0	0	1	0	0	0
1997	2/2	12	9	3	0	0	1	0	0	0	0	0	0	0
1998	2/2	8	8	0	0	0	1	0	0	0	0	0	0	0
<b>Career</b>	<b>14/12</b>	<b>57</b>	<b>51</b>	<b>6</b>	<b>0</b>	<b>0</b>	<b>11</b>	<b>1</b>	<b>31</b>	<b>0</b>	<b>1</b>	<b>0</b>	<b>0</b>	<b>0</b>

**OTHER STATS: PUNT RETURNS** - 1992 (1 for 48t), 1995 (1 for 0 yards)

## HANKS' CAREER HIGHS

**TOTAL TACKLES** - 11 (two times) Last: at Carolina (9-22-96)

**SOLO** - 8 (two times) Last: at Carolina (9-22-96)

**ASSISTS** - 4 (several times) Last: vs. Denver (12-15-97)

**INTERCEPTIONS** - 2 (several times) Last: vs. San Diego (11-23-97)

**INTERCEPTION RETURN YARDS** - 94 vs. New Orleans (11-22-93)

**LONG INTERCEPTION RETURN** - 67t vs. New Orleans (11-22-93)

**INTERCEPTIONS RETURNED FOR TD** - 1 (two times) Last: vs. Denver (12-15-97)

**PASSES DEFENSED** - 5 vs. Phoenix (10-24-93)

**Hanks' Statistics (Continued)**

**FORCED FUMBLES** - 1 (several times) Last: at Green Bay (10-14-96)  
**FUMBLE RECOVERIES** - 1 (several times) Last: at Philadelphia (11-10-97)  
**FUMBLE RETURN YARDS** - 38 (two times) Last: at Philadelphia (11-10-97)  
**LONG FUMBLE RETURN** - 38t (two times) Last: at Philadelphia (11-10-97)  
**FUMBLE RETURNS FOR TD** - 1 (two times) Last: at Philadelphia (11-10-97)  
**PUNT RETURNS** - 1 (two times) Last: vs. Minnesota (12-18-95)  
**PUNT RETURN YARDS** - 48 at Atlanta (11-9-92)  
**LONG PUNT RETURN** - 48t at Atlanta (11-9-92)

# MARK HARRIS

STANFORD

88



- ♦ Ht: 6-4, Wt: 201, Born: 4-28-70
- ♦ 3rd Year (FA in '97)
- ♦ Games/Starts: 1998-10/0; Career-20/0
- ♦ Signed through 2000

**WIDE RECEIVER**

**CAREER:** Mark Harris proved to be a valuable addition at a crowded position in the 49ers offense...Excellent route runner with strength, size and toughness to catch the ball over the middle.

**ACQUIRED:** Signed with 49ers as free agent in 1998...Originally signed by Dallas as undrafted free agent in 1996...Signed by 49ers (10-19-96).

**1998:** Played in 10 games as fourth wide receiver and on special teams...Was inactive six games...Finished with two receptions for 67 yards...Played from scrimmage and on special teams at Washington (9-14), vs. Indianapolis (10-18) and vs. Carolina (11-8)...Caught 42-yard pass and played on special teams at Atlanta (11-15)...Played from scrimmage and on special teams vs. New Orleans (11-22)...Caught 25-yard pass and played on special teams vs. N.Y. Giants (11-30)...Played from scrimmage and on special teams Weeks 14-16...Separated right shoulder on first special teams play and limited to plays from scrimmage for remainder of game vs. St. Louis (12-27)...Inactive for NFC Wild Card Game vs. Green Bay (1-3) and NFC Divisional Playoff Game at Atlanta (1-9) due to right shoulder injury.

**1997:** Played in 10 games as fourth wide receiver...Was inactive six games...Finished with five receptions for 53 yards and made one tackle on special teams...Made that special teams tackle at Carolina (9-29)...Made first career reception for 14 yards vs. New Orleans (9-14)...Had **CAREER-HIGH** two receptions for 25 yards against St. Louis (10-12)...Caught one pass for nine yards at New Orleans (10-26)...Had one catch for five yards at Philadelphia (11-10)...Played on special teams and at receiver in NFC Divisional Playoff against Minnesota (1-3)...Inactive in NFC Championship Game against Green Bay (1-11).

**1996:** Signed with Dallas as undrafted free agent, but released during training camp... Signed to 49ers active roster (10-19)...Released and signed to practice squad (10-23).

**COLLEGE:** Earned second-team All-Pac 10 honors after posting 57 receptions for 984 yards and six touchdowns as senior at Stanford...Ranks third on school's single-season receiving yards list behind Gene Washington (1,117) and Justin Armour (1,092)...Completed three-year career at Stanford with 107 catches for 1,746 yards and 12 touchdowns...Transferred to Stanford from Ricks Junior College (Rexburg, ID) in 1993...Received J.C. All-America honors in 1992...Began college career as redshirt freshman at Southern Utah in 1988...Graduated with degree in psychology.

**PERSONAL:** Born Mark Edward Harris (4-28-70) in Clovis, NM...Prepped at Box Elder High in Brigham City, UT...Posted 50 receptions for 1,100 yards to earn first-team all-state honors as senior...Was all-state free safety with nine interceptions as junior...Four-year letterman in tennis and basketball...Served two-year Mormon mission in Barcelona, Spain (1989-90)...Married, he and wife, Sarah, have a daughter, Isabelle (10-15-98)...Family resides in Mt. View, CA.



## HARRIS' NFL STATISTICS

YEAR	G/S	REC	YDS	AVG	TD	LONG
1997	10/0	5	53	10.6	0	16
1998	10/0	2	67	33.5	0	42
<b>Career</b>	<b>20/0</b>	<b>7</b>	<b>120</b>	<b>17.1</b>	<b>0</b>	<b>42</b>
<b>Postseason</b>						
1997	1/0	0	0	0.0	0	0
<b>Career</b>	<b>1/0</b>	<b>0</b>	<b>0</b>	<b>0.0</b>	<b>0</b>	<b>0</b>

**OTHER STATS: SPECIAL TEAMS TACKLES - 1997 (1)**

## HARRIS' CAREER HIGHS

**RECEPTIONS** - 2 vs. St. Louis (10-12-97)

**YARDS** - 42 at Atlanta (11-15-98)

**LONG RECEPTION** - 42 at Atlanta (11-15-98)

# GARRISON HEARST

GEORGIA

# 20

PLAYERS



- ◆ Ht: 5-11, Wt: 215, Born: 1-4-71
- ◆ 7th Year (FA in '97)
- ◆ Games/Starts: 1998-16/16; Career: 75/61
- ◆ Signed through 2002

## RUNNING BACK

**CAREER:** Garrison Hearst has been nothing but brilliant since joining the 49ers in 1997...Had outstanding 1998 season which saw him set several team and personal records...Earned his first career **PRO BOWL** selection by posting **TEAM-RECORD** and **CAREER-HIGH** 1,570 yards rushing...Set a **CAREER-HIGH** with seven rushing touchdowns...Shattered the existing single-game **TEAM RECORD** and

established a **CAREER-HIGH** with 198 yards rushing against the Detroit Lions (12-14)...Powerful runner with explosive burst...Has three 1,000-yard seasons to his credit...Named the **NFL COMEBACK PLAYER-OF-THE-YEAR** after registering first career 1,000-yard season in 1995...Excellent receiver out of backfield...Enters 1999 with 12 career 100-yard rushing games, including nine the last two seasons (1997-98).

**ACQUIRED:** Signed by 49ers as unrestricted free agent in 1997...Originally selected by Arizona Cardinals in first round (No. 3 overall) of 1993 NFL Draft...Waived by Arizona and picked up by Cincinnati (8-21-96).

**1998:** (With San Francisco) Played and started 16 games....Rushed **CAREER-HIGH** 310 times for 1,570 yards... Selected to **PRO BOWL** for first time in career...Registered **CAREER-HIGH** six 100-yard games...Carried ball 20 times for 187 yards (fourth most in team history), including **CAREER-HIGH** two touchdowns (5 & 96), vs. N.Y. Jets (9-6)...**TEAM RECORD** for longest run (96), surpassing Hugh McElhenny's record (89) set (10-5-52), in game-winning touchdown in overtime vs. Jets...Also caught two passes for 38 yards, including long of 35, vs. Jets...Named **NFC OFFENSIVE PLAYER-OF-THE-WEEK** and **MILLER LITE NFL PLAYER-OF-THE-WEEK** for performance against Jets...Rushed 22 times for 138 yards, marking first time in NFL career to produce back-to-back 100-yard games, at Washington (9-14)... Scored on five-yard run and caught 12-yard pass at Redskins...Rushed 18 times for 57 yards and caught four passes for 105 yards, including long of 65, vs. Atlanta (9-27)...Reached 100-yard receiving mark for first time in career vs. Falcons...Caught two passes for 66 yards, including 33-yard touchdown, at New Orleans (10-11)...Also carried 22 times for 71 yards and scored on two-point conversion at Saints...Rushed 15 times for 65 yards and caught **CAREER-HIGH** six pass-



es for 33 yards vs. Indianapolis (10-18)...Carried 17 times for 99 yards, including 30-yard touchdown, at Green Bay (11-1)...Also caught two passes for 25 yards at Packers...Rushed 22 times for 90 yards and caught two-yard pass vs. Carolina (11-8)...Caught four passes for 103 yards, including **CAREER-HIGH** 81-yard touchdown, vs. New Orleans (11-22)...Also rushed 25 times for 90 yards vs. Saints...Rushed 20 times for 166 yards, including 70-yard touchdown, and caught two passes for seven yards vs. N.Y. Giants (11-30)...Reached 1,000-yard rushing mark for second consecutive season vs. Giants, becoming first 49ers running back to do it since Roger Craig (1988-89)...Rushed 20 times for 139 yards, including 71-yard touchdown, and caught two passes for 28 yards at Carolina (12-6)...Carried 24 times for **CAREER-HIGH** 198 yards, including five-yard touchdown, vs. Detroit (12-14)...Set **TEAM RECORD** for most rushing yards in game, breaking Delvin Williams' record (194) set in 1976...Became first 49er to register 100 yards rushing in three consecutive games since J.D. Smith did it in 1962...Recorded **CAREER-HIGH** fifth 100-yard game of season vs. Lions...Rushed for 107 yards on 27 carries, caught three passes for 17 yards and shattered two team records at New England (12-20)...Set **TEAM RECORDS** for most rushing yards in season (1,549), breaking Roger Craig's mark of 1,502 and 100-yard rushing games in season with six at Patriots...Carried 10 times for 21 yards and caught three passes for 58 yards vs. St. Louis (12-27) before leaving game in second quarter with right hamstring injury...Rushed 22 times for 128 yards in NFC Wild Card Game vs. Green Bay (1-3)...Became fifth player in **TEAM HISTORY** to record postseason 100-yard rushing game...Ranked second in postseason play with 128 rushing yards behind Roger Craig (135, 1-1-89)...Also caught three passes for 15 yards vs. Packers, despite playing with injured right hamstring...Ran seven yards in NFC Divisional Playoff Game before suffering broken leg on first play from scrimmage at Atlanta (1-9).

**1997:** (With San Francisco) Played and started 13 games...Missed three regular season and one postseason game with broken left clavicle...Carried 224 times for **TEAM-HIGH** 1,019 yards and four touchdowns...Caught 21 passes for 194 yards and two touchdowns...Finished fourth on team with 36 points (six touchdowns)...Recorded three 100-yard rushing games...Finished seventh in NFC and 15th in NFL in rushing...Was third in NFC in rushing behind Barry Sanders and Dorsey Levens prior to breaking collarbone...Became seventh 1,000-yard rusher in **TEAM HISTORY** and first since 1992...Rushed for 92 yards on 18 carries and scored game-winning touchdown on 35-yard run at St. Louis (9-7)...Carried 14 times for 29 yards and caught season-high four passes for 23 yards and one touchdown vs. New Orleans (9-14)...Earned **NFC OFFENSIVE PLAYER-OF-THE-WEEK** honors after rushing 28 times for 141 yards and one touchdown at Carolina (9-29)...Added three receptions for 13 yards against Panthers...Produced 81 yards on 18 carries and added two receptions for 27 yards against St. Louis (10-12)...Registered second 100-yard game of season with 18 carries for 105 yards at Atlanta (10-19)...Registered third 100-yard game of season with 22 carries for 104 yards and one touchdown against Dallas (11-2)...Produced 81 of those yards in second half...Became first 49er since 1992 to record three 100-yard games in single season...Rushed for 77 yards and one touchdown on 26 carries at Philadelphia...Went over 1,000-yard mark with seven-carry, 85-yard performance at Kansas City (11-30)...Suffered fractured left clavicle on play that put him over 1,000 yards...Suffered injury while being tackled after 45-yard run in third quarter...Averaged season-high 12.1 yards per carry against Chiefs...Inactive with broken collarbone against Minnesota (12-7), Denver (12-15) and Seattle (12-21)...Inactive against Minnesota in NFC Divisional Playoff Game (1-3)...Made first career start in postseason and carried eight times for 12 yards and posted three receptions for 14 yards in NFC Championship Game against Green Bay (1-11).

**1996:** (With Cincinnati) Played in 16 games, starting 12, and led Bengals in rushing with 225 carries for 847 yards...Had 12 receptions for 131 yards and one touchdown...**CAREER-HIGH** 10.9-yard receiving average...**TEAM LEADER** in rushing 10 times...Most rushing yards by Bengals player since Harold Green rushed for 1,170 yards 1992...Averaged 4.0 yards per carry in games with 10-or-more carries...Had only 15 carries during first three weeks before coming off bench to rush for 71 yards on 10 carries against Denver (9-29)...Became full-time starter vs. Houston (10-6) and posted 15 carries for 90 yards...Carried 21 times for 88 yards and caught two passes for 25 yards and one touchdown at San Francisco (10-20)...Had season-high 23 carries for 80 yards at Baltimore (11-3) and matched it with 23 carries for 67 yards vs. Atlanta (11-24)...Recorded season-high 93 yards on 17 carries against Indianapolis (12-22)...Scored first career two-point conversion vs. Baltimore (12-8)...Had season-high 38 receiving yards on two receptions and carried 19 times for 61 yards against Pittsburgh (11-10).

**1995:** (With Arizona) Earned **VICTOR AWARD** as **NFL COMEBACK PLAYER-OF-THE-YEAR**...Played 16 games and started 15 and became sixth Cardinal to post 1,000-yard rush-



ing season...Carried 284 times for 1,070 yards and caught 29 passes for 243 yards...Posted three 100-yard rushing games...Had first career 100-yard game with 22 carries for 121 yards at Detroit (9-17)...Registered 122 yards on 23 carries and two receptions for 40 yards at N.Y. Giants (10-8)...Caught first career touchdown pass for game-winning score against Washington (10-15)...Had 18 carries for 103 yards vs. Minnesota (11-12).

**1994:** (With Arizona) Came back from severely sprained left medial collateral ligament that required surgery and ended rookie season...Averaged 4.6 yards per carry with 169 yards on 37 attempts in eight games...Averaged 5.9 yards per carry (28 for 164 yards) during final four games of season...Started season on Physically Unable to Perform (PUP) list...Made return at Washington (10-16) and carried six times for seven yards...Registered season-high 62 yards on 13 carries and one touchdown and threw first career touchdown pass to Larry Centers against Cincinnati (12-18).

**1993:** (With Arizona) Played in just six games and started five before going down with season-ending left knee injury...Had season-high 81 yards on 10 carries, including **CAREER-LONG** 57-yard run, vs. New England (10-10)...Suffered second degree sprain of left medial collateral ligament against Washington (10-17) that required surgery...Rushed 13 times for 28 yards and scored first NFL touchdown before getting hurt against Redskins...Placed on Injured Reserve (11-4).

**COLLEGE:** Led nation in touchdowns (21) and points per game at 11.5 as junior at Georgia...Was 1992 recipient of Dr. Pepper Doak Walker Award as nation's outstanding running back...Finished third in balloting for Heisman Trophy...Rushing average of 140.6 yards per game ranked second in country...Set Southeastern Conference single season records with 126 points, 21 touchdowns, 19 rushing touchdowns, and 6.8-yard average per carry...Ranks second in school history behind Herschel Walker with 3,232 rushing yards in three seasons, and third with 35 touchdowns...Earned All-SEC honors as sophomore and junior...Majored in arts and sciences.

**PERSONAL:** Gerard Garrison Hearst was born (1-4-71) in Lincolnton, GA...Was prep All-America at Lincoln County High in Lincolnton...Rushed for 2,097 yards and 36 touchdowns and led team to 15-0 record and state title as senior...Runner-up to Walker in 1995 NFL Run To Daylight, made-for-television running backs competition...Nickname "Doobie" was derived from favorite childhood cartoon, "Scooby Doo"...Single...Resides in Atlanta, GA during offseason.

**HEARST'S NFL HONORS:** NFL Comeback Player-of-the-Year-1996, Pro Bowl - 1998; All-NFC - 1998

## HEARST'S NFL STATISTICS

YEAR	G/S	RUSH	YDS.	AVG.	TD	LONG	REC.	YDS.	AVG.	TD	LONG
<i>ARIZONA</i>											
1993	6/5	76	264	3.5	1	57	6	18	3.0	0	9
1994	8/0	37	169	4.6	1	36	6	49	8.2	0	29
1995	16/15	284	1,070	3.8	1	38	29	243	8.4	1	39
<b>Totals</b>	<b>30/20</b>	<b>397</b>	<b>1,503</b>	<b>3.8</b>	<b>3</b>	<b>57</b>	<b>41</b>	<b>310</b>	<b>7.6</b>	<b>1</b>	<b>39</b>
<i>CINCINNATI</i>											
1996	16/12	225	847	3.8	0	24	12	131	10.9	1	40
<b>Totals</b>	<b>16/12</b>	<b>225</b>	<b>847</b>	<b>3.8</b>	<b>0</b>	<b>24</b>	<b>12</b>	<b>131</b>	<b>10.9</b>	<b>1</b>	<b>40</b>
<i>SAN FRANCISCO</i>											
1997	13/13	234	1,019	4.4	4	51	21	194	9.2	2	69
1998	16/16	310	1,570	5.1	7	96t	39	535	13.7	2	81t
<b>Totals</b>	<b>29/29</b>	<b>544</b>	<b>2,589</b>	<b>4.8</b>	<b>11</b>	<b>96t</b>	<b>60</b>	<b>729</b>	<b>11.4</b>	<b>4</b>	<b>81t</b>
<b>Career</b>	<b>59/45</b>	<b>1,166</b>	<b>4,939</b>	<b>4.2</b>	<b>14</b>	<b>96t</b>	<b>113</b>	<b>1,170</b>	<b>10.4</b>	<b>6</b>	<b>81t</b>
<i>Postseason</i>											
<i>SAN FRANCISCO</i>											
1997	1/0	8	12	1.5	0	9	3	14	4.7	0	19
1998	2/2	23	135	5.9	0	24	3	15	5	0	7
<b>Career</b>	<b>3/2</b>	<b>31</b>	<b>147</b>	<b>3.7</b>	<b>0</b>	<b>24</b>	<b>6</b>	<b>29</b>	<b>4.9</b>	<b>0</b>	<b>19</b>

**OTHER STATS:** PASSING - 1993 (0-for-1, 1 int.), 1994 (1-for-1, 10 yards, 1 TD), 1995 (1-for-2, 16 yards); FUMBLE RECOVERIES - 1995 (2), 1996 (1)



## HEARST'S 1998 GAME-BY-GAME STATISTICS

DATE	OPPONENT	ATT	YDS.	AVG.	TD	LONG	REC.	YDS.	AVG.	TD	LONG
9-6	NY Jets	20	187	9.4	2	96t	2	38	19.0	0	35
9-14	at Washington	22	138	6.3	1	19	1	12	12	0	12
9-20	Bye										
9-27	vs. Atlanta	18	57	3.2	0	17	4	105	26.3	0	65
10-4	at Buffalo	12	28	2.3	0	7	5	38	7.6	0	14
10-11	at New Orleans	22	71	5.8	0	16	2	66	33.0	1	33t
10-18	Indianapolis	15	65	4.3	0	13	6	33	5.5	0	17
10-25	at St. Louis	20	58	2.9	0	10	1	4	4.0	0	4
11-1	at Green Bay	17	99	5.8	1	30t	2	25	12.5	0	20
11-8	Carolina	22	90	4.1	0	10	1	2	2.0	0	2
11-15	at Atlanta	16	56	3.5	0	20	1	-1	0.0	0	-1
11-22	New Orleans	25	90	3.6	0	27	4	103	25.8	1	81t
11-30	NY Giants	20	166	8.3	1	70t	2	7	3.5	0	4
12-6	at Carolina	20	139	7.0	1	71t	2	28	14.0	0	19
12-14	Detroit	24	198	8.3	1	30	0	0	0	0	0
12-20	at New England	27	107	4.0	0	14	3	17	5.7	0	11
12-27	St. Louis	10	21	2.1	0	4	3	58	19.3	0	47
Postseason											
1-3	Green Bay	22	128	5.8	0	24	3	15	5.0	0	7
1-11	at Atlanta	1	7	7.0	0	7	0	0	0	0	0

## HEARST'S 1997 GAME-BY-GAME STATISTICS

DATE	OPPONENT	ATT	YDS.	AVG.	TD	LONG	REC.	YDS.	AVG.	TD	LONG
8-31	at Tampa Bay	18	84	4.7	0	33	2	6	3.0	0	3
9-7	at St. Louis	16	92	5.8	1	35t	1	-1	-1.0	0	-1
9-14	New Orleans	14	29	2.1	0	9	4	23	5.8	1	12
9-21	Atlanta	10	33	3.3	0	8	2	83	41.5	0	69
9-29	at Carolina	28	141	5.0	1	14	2	13	4.3	0	11
10-5	Bye										
10-12	St. Louis	18	81	4.5	0	23	2	27	13.5	0	19
10-19	at Atlanta	18	105	5.8	0	51					
10-26	at New Orleans	17	53	3.1	0	15	2	24	12.0	1	19t
11-2	Dallas	22	104	4.7	1	12	1	5	5.0	0	5
11-10	at Philadelphia	26	77	3.0	1	12	1	-4	-4.0	0	-4
11-16	Carolina	18	48	2.7	0	13	1	13	13.0	0	13
11-23	San Diego	22	87	4.0	0	12	2	5	2.5	3	0
11-30	Kansas City	7	85	12.1	0	45					
12-7	Minnesota					INACTIVE					
12-15	Denver					INACTIVE					
12-21	at Seattle					INACTIVE					
Postseason											
1-3	vs. Minnesota					INACTIVE					
1-11	vs. Green Bay	8	12	1.5	0	9	3	14	4.7	0	19

## HEARST'S CAREER HIGHS

**RUSHES** - 28 at Carolina (9-29-97)

**RUSHING YARDS** - 198 vs. Detroit (12-14-98)

**LONG RUSH** - 96t vs. New York Jets (9-6-98)

**TD RUSHES** - 2 vs. New York Jets (9-6-98)

**RECEPTIONS** - 6 vs. Indianapolis (10-18-98)

**RECEIVING YARDS** - 105 vs. Atlanta (9-27-98)

**LONG RECEPTION** - 81t vs. New Orleans (11-22-98)

**TD RECEPTIONS** - 1 (several times) Last: vs. New Orleans (11-22-98)



**HEARST'S 100-YARD RUSHING GAMES: (12) - 198** (vs. Detroit 12-14-98) **187** (vs. N.Y. Jets-9-6-98), **166** (vs. N.Y. Giants-11-30-98), **141** (at Carolina - 9-29-97), **139** (at Carolina 12-6-98), **138** (at Washington 9-14-98), **107** (at New England 12-20-98), **122** (at N.Y. Giants - 10-8-95), **121** (at Detroit - 9-17-95), **105** (at Atlanta - 10-19-97), **104** (vs. Dallas - 11-2-97), **103** (vs. Minnesota - 11-12-95)

**HEARST'S 100-YARD RUSHING POSTSEASON GAMES: (1) - 128** (vs. Green Bay 1-3-99)

## TOP RUSHING GAMES IN 49ERS HISTORY

1.	<b>Garrison Hearst</b>	<b>198 vs. Detroit (12-14-98)</b>
2.	Delvin Williams	194 at St. Louis (12-31-76)
3.	Roger Craig	190 at L.A. Rams (10-16-88)
	Wilbur Jackson	190 vs. New Orleans (11-27-77)
5.	<b>Garrison Hearst</b>	<b>187 vs. N.Y. Jets (9-6-98)</b>
6.	Delvin Williams	180 vs. Washington (11-7-76)
7.	Joe Perry	174 vs. Detroit (11-2-58)
8.	Hugh McElhenny	170 at Dallas Texans (10-5-52)
9.	J.D. Smith	168 vs. Minnesota (11-26-61)
10.	<b>Garrison Hearst</b>	<b>166 vs. N.Y. Giants (11-30-98)</b>

## 49ERS 1,000-YARD RUSHERS

1.	<b>Garrison Hearst</b>	<b>1,570</b>	<b>1998</b>
2.	Roger Craig	1,502	1988
3.	Wendell Tyler	1,262	1984
4.	Delvin Williams	1,203	1976
5.	Roger Craig	1,054	1989
6.	Roger Craig	1,050	1985
7.	Joe Perry	1,049	1954
8.	J.D. Smith	1,036	1959
9.	<b>Garrison Hearst</b>	<b>1,019</b>	<b>1997</b>
10.	Joe Perry	1,018	1953
11.	Ricky Watters	1,013	1992

## TOP RUSHING TOTALS IN CONSECUTIVE SEASONS

1.	<b>Garrison Hearst</b>	<b>2,589</b>	<b>1997-98</b>
2.	Roger Craig	2,556	1988-89
3.	Roger Craig	2,317	1987-88
4.	Delvin Williams	2,134	1976-77
5.	Wendell Tyler	2,118	1983-84
6.	Joe Perry	2,067	1953-54
7.	Ricky Watters	1,963	1992-93

### C NOTE

Entering 1999, Garrison Hearst has recorded 12 career 100-yard rushing games and his teams are 9-3 in those games. The 49ers are 8-1 when Hearst rushes for 100 yards.



## NFL'S LEADING RUSHERS LAST TWO SEASONS

	PLAYER	CAR.	YARDS	AVG.
1.	Terrell Davis	745	3,729	5.0
2.	Barry Sanders	678	3,544	5.2
3.	Jerome Bettis	691	2,850	4.1
4.	Jamal Anderson	700	2,848	4.1
5.	Eddie George	705	2,693	3.8
6.	<b>Garrison Hearst</b>	<b>544</b>	<b>2,589</b>	<b>4.8</b>
7.	Robert Smith	481	2,453	5.1
8.	Curtis Martin	643	2,447	3.8
9.	Emmitt Smith	580	2,406	4.1
10.	Ricky Watters	604	2,349	3.9

## 49ERS CONSECUTIVE 100-YARD GAMES

1.	<b>Garrison Hearst</b>	<b>4</b>	<b>1998</b>
2.	J.D. Smith	3	1962
	Billy Kilmer	3	1961

## HEARST'S TEAM RECORDS

Single season rushing yards	1,570
Single game rushing yards	198
Longest run from scrimmage	96t
100-yard games single season (tied)	6
Consecutive 100-yard rushing games	4

### POWER TRIO

Garrison Hearst became the third player in team history to register 1,000 yards rushing in consecutive seasons. He is the first to do it since Roger Craig (1988-89). Joe Perry did it in 1953-54. The 49ers have never had a player reach the 1,000-yard mark three consecutive seasons.

### BIG PLAY GUY

Garrison Hearst led the 49ers with 10 plays of 30-or-more yards in 1998. He established career-longs in rushing (96 yards vs. N.Y. Jets) and receiving (81 yards vs. New Orleans). Hearst led the NFL with four plays of 70-or-more yards last year. Fred Taylor (Jacksonville) and Eric Moulds (Buffalo) were second with three.



# TRAVIS JERVEY

CITADEL

27



- ◆ Ht: 6-0, Wt: 222, Born: 5-5-72
- ◆ 5th Year (FA in '98)
- ◆ Games/Starts: 1998-12/0; Career-37/0
- ◆ Signed through 2002

## RUNNING BACK

**CAREER:** San Francisco obtained a versatile player with the signing of Travis Jervey...A **PRO BOWL** special teams player in 1997, Jervey is also a capable running back...Possesses excellent speed...A two-time participant in NFL's Fastest Man competition...Played four seasons with Green Bay before signing with 49ers.

**ACQUIRED:** Signed by 49ers as free agent (3-22-99)...Originally selected by Green Bay in fifth round (No. 170 overall) of 1995 draft.

**1998:** (With Green Bay) Appeared in eight games and started five at running back and on special teams...Missed final seven games with broken ankle...Placed on Injured Reserve (11-11)...Finished with **CAREER-HIGH** 325 yards on 83 carries...Also recorded **CAREER-HIGH** nine receptions for 33 yards...Recorded one special teams tackle and recorded two carries for eight yards vs. Detroit (9-6)...Suffered hamstring injury at Cincinnati (9-20)...Inactive with hamstring injury at Carolina (9-27)...Made first career start and recorded eight carries for 55 yards at Minnesota (10-5)...Recorded 69 yards on 19 attempts at Detroit (10-15)...Recorded **CAREER-HIGH** 29 carries for 72 yards vs. Baltimore (10-25)...Rushed for **CAREER-HIGH** 95 yards and scored first career touchdown vs. San Francisco (11-1)...Started and rushed for 26 yards before suffering ankle injury at Pittsburgh (11-9).

**1997:** (With Green Bay) Named to **NFC PRO BOWL** team as special teams player...Also named **ALL-PRO** special teams by *Pro Football Weekly*...Played in every regular season and three postseason games...Finished regular season with 10 special teams tackles (10 solo)...Posted two solo tackles at New England (10-27)...Recorded three special teams stops vs. Buffalo (12-20)...Served as reserve fullback, but did not handle ball...Added one postseason special teams tackle.

**1996:** (With Green Bay) Appeared in every game as reserve running back and special teams player...Finished season with 26 carries for 106 yards...Recorded nine special teams tackles...Recorded six postseason special teams tackles...Rushed six times for 25 yards at Chicago (10-6)...Carried five times for 35 yards vs. Minnesota (12-22)...Recorded three special teams stops vs. Carolina (1-12) in **NFC Championship Game**...Added two special teams tackles vs. New England (1-26) in **Super Bowl XXXI**.

**1995:** (With Green Bay) Appeared in all 16 regular season and three postseason games as special teams performer...Finished season with 13 special teams tackles...Returned eight kickoffs 165 yards...Recorded three special teams stops vs. St. Louis (9-3)...Credited with forced fumble at Chicago (9-11)...Returned first career kickoff 27 yards vs. Jacksonville (9-24)...Recorded **CAREER-HIGH** 28-yard kickoff return vs. Detroit (10-15)...Added two postseason special teams tackles.

**COLLEGE:** Three-year letterwinner...Finished career with 211 carries for 1,490 yards and 15 touchdowns...Holds school record with 7.1 career rushing average...Earned Second-Team All-Southeast Conference honors after rushing 152 times for 1,171 yards and 12 touchdowns as senior...Averaged 106.5 yards per game in senior season...Set career-high with 224 yards on 10 carries vs. VMI.

**PERSONAL:** Born Travis Richard Jervey (5-5-72) in Columbia, S.C...Prepped at Wando (Mt. Pleasant, S.C.) High...Earned all-state and all-conference honors as running back...Closed prep career with 2,221 yards and 22 touchdowns on 281 carries...Loves to surf having spent time surfing in Costa Rica...Active with Children's Miracle Network...Single...Resides in Isle of Palms, S.C.



JERVEY'S NFL HONORS: Pro Bowl - 1997, All-Pro - 1997

## JERVEY'S NFL STATISTICS

YEAR	G/S	RSH.	YDS.	AVG.	TD	LNG.	REC.	YDS.	AVG.	TD	LNG.	KR	YDS.	TD	LNG.	
<i>GREEN BAY</i>																
1995	16/0	0	0	0	0	0	0	0	0	0	0	0	8	165	0	28
1996	16/0	26	106	4.1	0	12	0	0	0	0	0	0	1	17	0	17
1997	16/0	0	0	0	0	0	0	0	0	0	0	0	0	0	0	0
1998	8/5	83	325	3.9	1	12	9	33	3.6	0	12	0	0	0	0	0
<b>Career</b>	<b>56/5</b>	<b>109</b>	<b>431</b>	<b>4.0</b>	<b>1</b>	<b>12</b>	<b>9</b>	<b>33</b>	<b>3.6</b>	<b>0</b>	<b>12</b>	<b>9</b>	<b>182</b>	<b>0</b>	<b>28</b>	

**OTHER STATS: SPECIAL TEAMS TACKLES** - 1995 (13), 1996 (9), 1997 (10), 1998 (1); **POSTSEASON SPECIAL TEAMS TACKLES** - 1995 (2), 1996 (6), 1997 (1)

## JERVEY'S CAREER HIGHS

**RUSHES** - 29 vs. Baltimore (10-25-98)  
**RUSHING YARDS** - 95 vs. San Francisco (11-1-98)  
**TOUCHDOWNS** - 1 vs. San Francisco (11-1-98)  
**LONG KICKOFF RETURN** - 28 vs. Detroit (10-15-95)

# TIM

# MCDONALD

SOUTHERN CALIFORNIA

# 46



- ◆ Ht: 6-2, Wt: 219, Born: 1-6-65
- ◆ 13th Year (FA in '93)
- ◆ Games/Starts: 1998-16/16; Career-175/171
- ◆ Signed through 2003

**SAFETY**

**CAREER:** Tim McDonald has established himself as one of the most outstanding safeties in the NFL...A six-time **PRO BOWLER**, McDonald has the reputation of being both a big-time hitter and big play-maker...Known for his aggressive style, he has registered more than 100 tackles six times and has recorded five defensive touchdowns during his career...Add durability to his resume...He has missed just one game over last seven seasons.

**ACQUIRED:** Signed with 49ers as unrestricted free agent during 1993 offseason...Originally selected in second round (34th overall) of 1987 NFL Draft by Cardinals.

**1998:** (With San Francisco) Started all 16 games at strong safety and recorded 131 tackles (83 solo). **CAREER-HIGH** four sacks (23 yards) and 18 passes defended...Tied for **TEAM LEAD** with four interceptions (22 yards) and recorded nine tackles (five solo) and two passes defended vs. N.Y. Jets (9-6)...Totaled six tackles (four solo) at Washington (9-14)...Registered eight tackles (five solo), one pass defended, one interception and shared sack (Bryant Young) vs. Atlanta (9-14)...Credited with 12 tackles (nine solo) at Buffalo (10-4)...Posted eight tackles and shared sack (Winfred Tubbs) for three yards at New Orleans (10-11)...Registered six tackles (four solo) vs. Indianapolis (10-18)...Recorded 10 tackles (six solo), including seven-yard sack at St. Louis (10-



25)...Posted eight tackles (five solo) and pass defended at Green Bay (11-1)...Also returned interception three yards at Packers...Notched 10 tackles and two passes defended vs. Carolina (11-8)...Credited with seven tackles at Atlanta (11-15)...Recorded seven tackles (five solo), including 10-yard sack vs. New Orleans (11-22)...Also registered two passes defended and two fumble recoveries vs. Saints...Posted seven solo tackles, two passes defended and returned interception one-yard vs. N.Y. Giants (11-30)...Totaled season-high 13 tackles (11 solo), including three-yard sack, and three passes defended at Carolina (12-6)...Recorded eight tackles (four solo) and two passes defended vs. Detroit (12-14)...Recorded seven tackles (four solo), three passes defended and returned interception 18 yards at New England (12-20)...Left game temporarily with rib injury at Patriots...Recorded five tackles (four solo) and pass defended vs. St. Louis (12-27)...Started at strong safety and recorded three solo tackles and two passes defended vs. Green Bay (1-3) in NFC Wild Card Game...Recorded six tackles (five solo) at Atlanta (1-9) in NFC Divisional Playoff Game.

**1997:** (With San Francisco) Started 15 games at strong safety and finished third on team with 92 tackles and second with six takeaways...Tied for second with three interceptions and **TEAM LEADER** with three fumble recoveries...Recorded 10 or more tackles three times...Posted nine tackles in season opener at Tampa Bay (8-31)...Recorded four tackles, one quarterback pressure and two fumble recoveries at St. Louis (9-7)...Registered five tackles, one pass defended and one interception against New Orleans (9-14)...Finished with nine tackles, one quarterback pressure and one pass defended against Atlanta (9-21)...Posted six tackles and one quarterback pressure against St. Louis (10-12)...Left Rams game with bruised left shoulder and bruised left knee...Started but saw limited action with bruised shoulder and knee at Atlanta (10-19)...Registered 11 tackles (eight solo), two passes defended and tough game-clinching interception against Dallas (11-2)...Posted 10 tackles (eight solo) at Philadelphia (11-10)...Registered three tackles and one interception against Carolina (11-16)...Left Panthers game with fractured bone in right foot...Inactive with foot injury against San Diego (11-23)...Returned to lineup and made five tackles at Kansas City (11-30)...Recorded season-high 13 tackles (eight solo) against Minnesota (12-7)...Started both post-season games...Had two tackles in NFC Divisional Playoff Game against Minnesota (1-3)...Finished with seven tackles (four solo), one sack, one quarterback pressure and one pass defended in NFC Championship Game against Green Bay (1-11).

**1996:** (With San Francisco) Started 16 games at strong safety and finished second on team with 133 tackles...Second highest tackle total in career...Added one sack, two interceptions and 10 passes defended...Made four tackles, one interception and five passes defended in two NFC Playoff games...Registered 10-or-more tackles eight times, including five in a row (Weeks 7-11)...Magic number was 11, hitting mark in seven games...Made season-high 12 tackles (six solo) against Dallas (11-10)...Posted 11 tackles (nine solo) and season-high three passes defended at Green Bay (10-14)...Recorded 11 tackles (10 solo), six-yard sack and one pass defended at Carolina (9-22)...Had 11 tackles (seven solo) and one pass defended at Washington (11-24)...Credited with 11 tackles (six solo) at New Orleans (11-3)...Had 11 tackles and one pass defended at Houston (10-27).

**1995:** (With San Francisco) Named to **PRO BOWL** for sixth time in career and third as member of 49ers...Posted 90 tackles (75 solo), four interceptions and 17 passes defended...Had **TEAM-HIGH** 135 interception-return yards and two touchdowns...Also forced pair of fumbles and blocked field goal during regular season...Intercepted QB Jim Everett pass and returned it 52 yards for second-period touchdown in season opener at New Orleans (9-1)...Scored again following week, intercepting QB Jeff George in third quarter and racing 13 yards for touchdown, and was credited with three solo tackles vs. Atlanta (9-10)...Made nine unassisted stops among 11 total hits at Detroit (9-25)...Recorded second blocked field goal of career in second period vs. N.Y. Giants (10-1)...Racked up 10 tackles and defended pair of passes at Dallas (11-12)...Named **NFC DEFENSIVE PLAYER-OF-THE-WEEK** vs. St. Louis (11-26) as he set up touchdown with 35-yard return of QB Chris Miller pass to Rams' two-yard line...Also credited with five tackles and one forced fumble...Posted six tackles and blocked first-quarter field goal attempt in NFC Divisional Playoff vs. Green Bay (1-6).

**1994:** (With San Francisco) Selected to **PRO BOWL** for fifth time in career and second straight appearance as member of 49ers...Finished with 76 total tackles, nine passes defended and two interceptions...Scored two touchdowns, one on interception return and one on fumble return...Posted seven solo stops at Kansas City (9-11)...Recovered Craig Heyward fumble forced by DT Bryant Young and returned 49 yards for touchdown on game's third play from scrimmage, and posted five tackles at Atlanta (10-16)...Credited with eight solo tackles and scored second touchdown of season, intercepting QB Gus Frerotte pass and returning it 73 yards for longest NFL



scoring play at Washington (11-6)...Made seven unassisted tackles and recovered one fumble vs. Dallas in NFC Championship Game (1-15)...Led defensive effort vs. San Diego at Super Bowl XXIX (1-29) with nine tackles (eight solo) and two passes defensed.

**1993:** (With San Francisco) Named starter at strong safety in **PRO BOWL**...**TEAM LEADER** among defensive backs with 91 tackles, finishing second overall behind LB Bill Romanowski (105)...Tied for club's No. 2 mark with three interceptions...Led team with nine tackles and one pass defensed vs. Minnesota (10-3)...Season-high 12 tackles at Dallas (10-17)...Credited with three tackles and had first interception of season vs. Phoenix (10-24)...Totaled five tackles, intercepted pass in end zone and recovered fumble at Tampa Bay (11-14)...Returned interception 21 yards vs. New Orleans (11-22)...Posted nine tackles vs. Cincinnati (12-5)...Registered five tackles and one interception in first postseason appearance vs. N.Y. Giants in NFC Divisional Playoff Game (1-15).

**1992:** (With Arizona) Selected to 1993 **PRO BOWL** as member of Cardinals...**TEAM LEADER** in tackles with 107...Had team-high 10 tackles vs. Philadelphia (9-13)...Made season-high 11 stops (10 solo) at N.Y. Giants (10-11)...Eight tackles and one fumble recovery vs. San Francisco (11-1)...Recorded 10 stops at Washington (11-29)...Had interception and fumble recovery vs. N.Y. Giants (12-12).

**1991:** (With Arizona) Earned **PRO BOWL** recognition, despite missing season's final three games, after suffering leg injuries (fractured fibula and chip ankle fracture) in practice day after Thanksgiving...Opened '91 campaign with back-to-back 10-tackle games at L.A. Rams (9-1) and at Philadelphia (9-8)...Had pair of interceptions on successive fourth-quarter possessions to help preserve victory vs. Atlanta (10-20)...Credited with 11 tackles and one interception vs. Minnesota (10-27)...Played every defensive down in back-to-back games vs. N.Y. Giants (11-10) and at San Francisco (11-17).

**1990:** (With Arizona) **TEAM LEADER** in tackles (132) and interceptions (four)...Had five solo tackles and returned interception 38 yards to help set up score at Philadelphia (9-16)...Posted 12 solo stops vs. Chicago (10-28)...Contributed 11 tackles at Miami (11-4)...Credited with 15 tackles vs. N.Y. Giants (12-23).

**1989:** (With Arizona) Posted **CAREER HIGHS** in tackles (155) and interceptions (seven), **TEAM LEADER** in both categories...**NFC LEADER** with 170 interception return yards...Contributed nine solo tackles, three passes defensed, and fumble recovery that set up touchdown vs. Atlanta (10-22)...Had pair of interceptions in back-to-back games vs. N.Y. Giants (11-5) and vs. Dallas (11-12)...Returned one interception 53 yards for touchdown vs. Cowboys and was named **NFC DEFENSIVE PLAYER-OF-THE-WEEK** for performance...Posted **CAREER-HIGH** 15 solo tackles (16 total stops) vs. Washington (12-3).

**1987-88:** (With Arizona) Missed all but final three games of rookie season, due to fractured left ankle suffered in preseason...**TEAM LEADER** in tackles in '88 with 115...Contributed 11 tackles, one sack, and one forced fumble vs. Washington (10-16)...Tallied 11 tackles in back-to-back games at Dallas (10-31) and vs. San Francisco (11-6)...Had 12 solo tackles, one sack and one forced fumble vs. N.Y. Giants (12-4).

**COLLEGE:** Registered 325 tackles and 11 interceptions as three-year starter for Southern California...Consensus All-America as senior in 1986...Prominent member of distinguished list of All-America USC safeties that includes Ronnie Lott, Dennis Smith, Dennis Thurman, Charles Phillips, Artimus Parker, Mike Battle, and Mark Carrier...Finalist as senior for Jim Thorpe Award...Defensive Player-of-the-Game in 1987 East-West Shrine game...Majored in business administration.

**PERSONAL:** Timothy McDonald was born (1-6-65) in Fresno, CA...Attended Edison High in Fresno, where he was named prep All-American, All-California, All-Northern California, all-metro, and league MVP at both safety and quarterback...Completed 56.9% of his passes for 2,739 yards and 30 touchdowns, while rushing for 400 yards and six touchdowns as a senior...Credited with five interceptions and 123 tackles on defense...Opened restaurant, World Sports Cafe, in Fresno during 1998 season...During past three seasons, donated \$2,000 for every 49ers victory to Boys and Girls Clubs of Bay Area...Married, he and his wife, Alycia, have two sons: Timothy Jr. (1-26-91) and Tevin (7-17-92) and a daughter, Taryn (11-8-94)...The family lives in Fresno during offseason.

**MCDONALD'S NFL HONORS:** Pro Bowl - 1989, 1991-95, All-NFC (UPI) - 1989, 1993



## MCDONALD'S NFL STATISTICS

YEAR	G/S	TACKLES				PASS								
		TOT.	SOLOS	AST.	SACKS	YDS.	DEF.	INT.	YDS.	TD	FF	FR	YDS.	TD
<i>PHOENIX</i>														
1987	3/0	7	7	0	0	0	2	0	0	0	0	0	0	0
1988	16/15	115	101	4	2	21	8	2	11	0	4	1	9	0
1989	16/16	155	102	53	0	0	16	7	170	1	0	1	1	0
1990	16/16	132	101	31	0	0	8	4	63	0	1	1	0	0
1991	13/13	96	81	15	0	0	11	5	36	0	0	1	0	0
1992	16/16	107	89	18	0.5	5.5	7	2	35	0	1	3	2	0
<b>Totals</b>	<b>80/76</b>	<b>612</b>	<b>481</b>	<b>121</b>	<b>2.5</b>	<b>26.5</b>	<b>52</b>	<b>20</b>	<b>315</b>	<b>1</b>	<b>6</b>	<b>7</b>	<b>12</b>	<b>0</b>
<i>SAN FRANCISCO</i>														
1993	16/16	91	76	15	0	0	10	3	23	0	0	1	15	0
1994	16/16	76	68	8	0	0	9	2	55	1	0	1	49	1
1995	16/16	90	63	27	0	0	17	4	135	2	2	0	0	0
1996	16/16	133	87	46	1	6	10	2	14	0	0	1	0	0
1997	15/15	92	61	31	0	0	6	3	34	0	0	3	0	0
1998	16/16	131	83	48	4.0	23	18	4	22	0	0	2	0	0
<b>Totals</b>	<b>95/95</b>	<b>613</b>	<b>438</b>	<b>175</b>	<b>5.0</b>	<b>29</b>	<b>70</b>	<b>18</b>	<b>283</b>	<b>3</b>	<b>2</b>	<b>8</b>	<b>64</b>	<b>1</b>
<b>Career</b>	<b>175/171</b>	<b>1,225</b>	<b>919</b>	<b>296</b>	<b>7.5</b>	<b>55.5</b>	<b>122</b>	<b>34</b>	<b>598</b>	<b>4</b>	<b>8</b>	<b>15</b>	<b>76</b>	<b>1</b>
<i>Postseason</i>														
<i>SAN FRANCISCO</i>														
1993	2/2	9	5	4	0	0	1	1	4	0	0	0	0	0
1994	3/3	17	15	2	0	0	2	0	0	0	0	1	0	0
1995	1/1	6	6	0	0	0	0	0	0	0	0	0	0	0
1996	2/2	4	2	2	0	0	5	1	0	0	0	0	0	0
1997	2/2	9	5	4	1	3	1	0	0	0	0	0	0	0
1998	2/2	9	8	1	0	0	2	0	0	0	0	0	0	0
<b>Career</b>	<b>12/12</b>	<b>54</b>	<b>41</b>	<b>13</b>	<b>12</b>	<b>1</b>	<b>5</b>	<b>9</b>	<b>2</b>	<b>4</b>	<b>0</b>	<b>0</b>	<b>1</b>	<b>0</b>

**OTHER STATS: (REGULAR SEASON) BLOCKED FIELD GOALS - 1988 (1), 1995 (1); BLOCKED PAT - 1988 (1); BLOCKED PUNT - 1988 (1); PUNT RETURNS - 1988 (1 for 0 yards); (POSTSEASON) BLOCKED FIELD GOALS - 1995 (1)**

## MCDONALD'S CAREER HIGHS

**TOTAL TACKLES** - 16 vs. Washington (12-3-89)  
**SOLO** - 15 vs. Washington (12-3-89)  
**ASSISTS** - 7 at Houston (10-27-96)  
**SACKS** - 1 (several times) Last: at Carolina (12-6-98)  
**INTERCEPTIONS** - 2 (several times) Last: vs. Atlanta (9-29-96)  
**INTERCEPTION RETURN YARDS** - 95 vs. Dallas (11-12-89)  
**LONG INTERCEPTION RETURN** - 73t at Washington (11-6-94)  
**PASSES DEFENSED** - 4 vs. New England (9-17-95)  
**FORCED FUMBLES** - 1 (several times) Last: vs. St. Louis (11-26-95)  
**FUMBLE RECOVERIES** - 2 at St. Louis (9-7-97)  
**FUMBLE RETURN YARDS** - 49 at Washington (11-6-94)

### BETTER TO RECEIVE

Since 1986, the 49ers lead the league in takeaway-giveaway ratio with a difference of plus 116. Kansas City (+1 in 1998) is second with 99.



# MARK MCMILLIAN

ALABAMA

29



- ◆ Ht: 5-7, Wt: 154, Born: 4-29-70
- ◆ 8th Year (FA in '99)
- ◆ Games/Starts: 1998-16/10; Career-112/75
- ◆ Signed through 2001

**CORNERBACK**

**CAREER:** Exciting, opportunistic playmaker joins 49ers after recording 11 interceptions in previous two seasons with Kansas City...Recorded **CAREER-HIGH** eight interceptions with three touchdowns in 1997...A durable performer, he has not missed a game since joining the NFL in 1992—a string of 112 consecutive contests.

**ACQUIRED:** Signed by 49ers as unrestricted free agent (6-4-99)... Originally selected by Philadelphia in 10th round (No. 272 overall) of

1992 NFL draft...Spent 1996 season as member of New Orleans Saints...Signed by Kansas City (6-16-97).

**1998:** (With Kansas City) Appeared in 16 games and made 10 starts at cornerback...Finished season with 62 tackles (48 solo), 23 passes defended and three interceptions...Also added two special teams tackles...Started at corner at Jacksonville (9-13) and recorded five tackles (four solo)...Recorded four tackles, four passes defended and one interception at Philadelphia (9-27)...Started at right cornerback and recorded five tackles and four passes defended vs. Pittsburgh (10-26)...Subbed at cornerback for injured Dale Carter and recorded four tackles (three solo) vs. N.Y. Jets (11-1)...Started at left cornerback and recorded five solo tackles and two passes defended at Seattle (11-8)...Started and posted seven tackles (five solo) vs. Denver (11-16)...Started and recorded five tackles and two passes defended at San Diego (11-22)...Started at left cornerback and recorded six tackles (four solo) and one interception vs. Arizona (11-29)...Started at nickel back and recorded three solo tackles, one pass defended and one interception at Denver (12-6)...Posted two tackles and three passes defended vs. Dallas (12-13)...Started at left cornerback and totaled seven tackles (five solo) and two passes defended at N.Y. Giants (12-20)...Tallied five tackles (two solo), one pass defended and one forced fumble at Oakland (12-26).

**1997:** (With Kansas City) Played in all 16 games and made two starts at cornerback...Finished season with **CAREER-HIGH** eight interceptions for **TEAM-RECORD** 274 yards and three touchdowns...274 return yards ranks as seventh best single-season total in NFL history (Charlie McNeil 349 in '61)...Eight interceptions tied for best in AFC and tied for second best mark in NFL...Also recorded 43 tackles (33 solo) and four special teams stops...Established **CAREER-HIGH** with 28 passes defended...Earned **ALL-PRO** honors from *Gridiron Magazine*...Also named **ALL-NFL** as nickel corner by *Dallas Morning News*...Started at left corner and recorded one interception on fourth and goal vs. Buffalo (9-14)...Subbed at corner and returned interception 62 yards for first career touchdown at Carolina (9-21)...Started at right cornerback and recorded season-high eight tackles (seven solo) vs. Seattle (9-28)...Subbed at cornerback and recorded **CAREER-HIGH** six passes defended and one interception vs. San Diego (10-16)...Recorded three tackles and one forced fumble vs. Pittsburgh (11-3)...Returned interception 22 yards at Jacksonville (11-9)...Recorded second career return for touchdown on 12-yard interception vs. San Francisco (11-30)...Recorded career-long 87-yard interception return for touchdown at San Diego (12-14)...Recorded two interceptions against New Orleans (12-21)...Credited with three solo stops and one pass defended in AFC Divisional Playoff Game vs. Denver (1-4-98).

**1996:** (With New Orleans) Started 16 games at left cornerback and recorded **CAREER-HIGH** 67 tackles (62 solo), 10 passes defended, two interceptions and one fumble recovery...Credited with season-high 10 solo tackles vs. Jacksonville (10-6)...Recorded five tackles and one pass defended at Tampa Bay (11-24)...Posted six tackles and one pass defended vs. St. Louis (12-1)...Recorded first interception of season at N.Y. Giants (12-15)...Nabbed second interception at St. Louis (12-21).

**1995:** (With Philadelphia) Started 16 regular season games and two postseason contests at cornerback...Finished season with 63 solo tackles, 19 passes defended and three interceptions...Recorded one interception for 19 yards vs. St. Louis (10-29)...Added **CAREER-HIGH** 11 total



tackles at Seattle (12-3)...Recorded one interception in Wild Card win over Detroit (12-30)...Posted one interception in NFC Divisional Playoff Game at Dallas (1-7-96).

**1994:** (With Philadelphia) Started all 16 regular season games at left cornerback...Finished season with 57 total tackles (44 solo), 16 passes defended, two interceptions and one fumble recovery...Opened season with interception at N.Y. Giants (9-4)...Recorded key pass defended in fourth quarter at Green Bay (9-18), preserving 13-7 victory...Recorded second interception of season vs. Washington (10-30).

**1993:** (With Philadelphia) Played in all 16 games and made 12 starts at left cornerback...Credited with 49 tackles (42 solo), 15 passes defended and two interceptions...Intercepted QB Phil Simms twice at N.Y. Giants (10-17)...Totaled season-high eight tackles at Washington (11-28).

**1992:** (With Philadelphia) Appeared in all 16 games and made three starts as rookie...Also started both postseason contests...Played on special teams for first nine games of season...Saw first action on defense as dime back at Green Bay (11-15)...Recorded first career start and first career interception at Seattle (12-13)...Started at cornerback vs. Washington (12-20) and N.Y. Giants (12-27)...Started vs. New Orleans (1-3-93) in NFC Wild Card Game...Started at cornerback at Dallas (1-10-93) in NFC Divisional Playoff Game.

**COLLEGE:** Started 21 games at cornerback during two-year career at Alabama...Finished career with 72 tackles and three interceptions...Transferred to Alabama after spending two years at Glendale (CA) Junior College.

**PERSONAL:** Born Mark McMillian (4-29-70) in Los Angeles, CA...Starred in football and track at John F. Kennedy (Los Angeles) High...Earned all-city and all-league honors as sprinter in 100 and 200 meters...Uncle, Gary Davis, was running back with Miami (1976-79), Tampa Bay (1980-81) and Cleveland (1981)...Single...Resides in Los Angeles, CA.

## MCMILLIAN'S NFL STATISTICS

YEAR	G/S	TACKLES			PASS							
		TOT.	SOLOS	AST.	DEF.	INT.	YDS.	TD	FF	FR	YDS.	TD
<i>PHILADELPHIA</i>												
1992	16/3	29	26	3	6	1	0	0	0	0	0	0
1993	16/12	49	42	7	15	2	25	0	0	0	0	0
1994	16/16	57	44	13	16	2	2	0	0	1	0	0
1995	16/16	63	63	0	19	3	27	0	1	2	0	0
<b>Totals</b>	<b>64/47</b>	<b>198</b>	<b>175</b>	<b>23</b>	<b>56</b>	<b>8</b>	<b>54</b>	<b>0</b>	<b>1</b>	<b>3</b>	<b>0</b>	<b>0</b>
<i>NEW ORLEANS</i>												
1996	16/16	67	62	5	10	2	4	0	0	1	0	0
<b>Totals</b>	<b>16/16</b>	<b>67</b>	<b>62</b>	<b>5</b>	<b>10</b>	<b>2</b>	<b>4</b>	<b>0</b>	<b>0</b>	<b>1</b>	<b>0</b>	<b>0</b>
<i>KANSAS CITY</i>												
1997	16/2	43	33	10	28	8	274	3	0	0	0	0
1998	16/10	62	48	14	23	3	44	0	0	0	0	0
<b>Totals</b>	<b>32/12</b>	<b>105</b>	<b>81</b>	<b>24</b>	<b>51</b>	<b>11</b>	<b>318</b>	<b>3</b>	<b>0</b>	<b>0</b>	<b>0</b>	<b>0</b>
<b>Career</b>	<b>112/75</b>	<b>370</b>	<b>318</b>	<b>52</b>	<b>117</b>	<b>21</b>	<b>376</b>	<b>3</b>	<b>1</b>	<b>4</b>	<b>0</b>	<b>0</b>

## MCMILLIAN'S CAREER HIGHS

**TOTAL TACKLES** - 11 vs. Seattle (12-3-95)

**INTERCEPTIONS** - 2 (several times) Last: vs. New Orleans (12-21-97)

**LONG INTERCEPTION RETURN** - 87t vs. San Diego (12-14-97)

**PASSES DEFENSED** - 6 vs. San Diego (10-16-97)

**INT. RETURN TOUCHDOWNS** - 1 (several times) Last: vs. San Diego (12-14-97)



# R.W.

## MCQUARTERS

OKLAHOMA STATE

# 21



- ◆ Ht: 5-9, Wt: 198, Born: 12-21-76
- ◆ 2nd Year (D-1 in '98)
- ◆ Games/Starts: 1998-16/7; Career-16/7
- ◆ Signed through 2001

### CORNERBACK

**CAREER:** Tremendous all-around athlete...Playmaker earned time as cornerback and primary kick returner in first year...Has excellent strength, quickness, vision and instincts.

**ACQUIRED:** Selected by 49ers in first round (No. 28 overall) in 1998 NFL Draft.

**1998:** Appeared in 16 regular season games and made seven starts at right cornerback...Also used as primary punt and kick returner...Finished year with 56 tackles (48 solo) and nine passes defended...Recorded 47 punt returns for 406 yards and one touchdown...Had 17 kickoff returns for 339 yards (19.9 avg.) with long of 45...Subbed at cornerback and recorded two solo tackles and one pass defended vs. N.Y. Jets (9-6)...Also returned three punts for 38 yards vs. Jets...Recorded two special teams tackles and one pass defended vs. Atlanta (9-27)...Also recorded 37-yard punt return vs. Falcons...Replaced Antonio Langham at cornerback and recorded three solo tackles at New Orleans (10-11)...Also returned six punts for 60 yards vs. Saints...Returned four kickoffs for 77 yards and recorded two solo tackles vs. Indianapolis (10-18)...Returned five kickoffs for 112 yards at Green Bay (11-1)...Also subbed at cornerback (Marquez Pope) and recorded one solo tackle and one pass defended vs. Packers...Returned six kickoffs for 105 yards and recorded one solo tackle and one pass defended vs. Carolina (11-8)...Made first career start and recorded 10 tackles (six solo) at Atlanta (11-15)...Started at corner and recorded three solo tackles and one pass defended vs. New Orleans (11-22)...Recorded **CAREER-HIGH** nine solo tackles vs. N.Y. Giants (11-30)...Started and recorded seven solo stops and one pass defended at Carolina (12-6)...Returned punt 72 yards for touchdown vs. St. Louis (12-27)...Also recorded eight tackles (five solo) vs. Rams...Played as extra defensive back and on special teams vs. Green Bay (1-3) in NFC Wild Card Game...Returned six kickoffs for 128 yards vs. Packers...Returned three kickoffs for 57 yards at Atlanta (1-9) in NFC Divisional Playoff Game.

**COLLEGE:** Triple threat weapon as defensive back, wide receiver and return man...Started nine games at wide receiver in addition to starting at both free safety and left cornerback as junior...Ranked second in nation and set school record with 521 punt return yards for 16.3-yard average and one touchdown...Added 195 yards on eight kickoff returns for average of 24.4 yards per attempt...Registered 38 tackles, two fumble recoveries and one interception...Finished with eight receptions for 245 yards (30.6 avg.) and two touchdowns...Rushed for 69 yards on two carries (34.5 avg.) and one touchdown...Started first seven games of season at free safety before suffering broken foot against Iowa State as sophomore...Named honorable mention All-Big 12 as defensive back...Finished with 64 tackles, including 32 solo stops, two interceptions and two pass deflections...Totaled 465 return yards, averaging 13.4 per punt return and 22.1 per kickoff return...All-Big Eight conference honors as kick returner as freshman...Moved into starting lineup in second game of season at right cornerback...Finished with 62 tackles, one sack and three interceptions...Broadcast journalism major...Member of Oklahoma State basketball team during freshman and sophomore years, spending time as back-up point guard.

**PERSONAL:** Robert William McQuarters II was born (12-21-76) in Tulsa, OK... Prepped at Washington High in Tulsa, OK...Was *USA Today* and *Parade* All-America selection as senior...Two-time all-state selection...Defensive Player-of-the-Year by both *Tulsa World* and *Daily Oklahoman*...Prep career included 23 catches for 571 yards and 16 touchdowns...Rated top defensive back in midwest by *Blue Chip Illustrated*...Doubled as starting point guard for basketball team...Has two brothers and three sisters...Son, Robert William III, nicknamed "R-Trè"...Uncle Eddie McQuarters is member of Canadian Football Hall of Fame...Single...Resides in Tulsa, OK.



## MCQUARTERS' NFL STATISTICS

YEAR	G/S	TACKLES				PASS							
		TOT.	SOLOS	AST.	DEF.	INT.	YDS.	TD	FF	FR	YDS.	TD	
1998	16/7	56	48	8	9	0	0	0	0	0	0	0	0
<b>Career</b>	<b>16/7</b>	<b>56</b>	<b>48</b>	<b>8</b>	<b>9</b>	<b>0</b>	<b>0</b>	<b>0</b>	<b>0</b>	<b>0</b>	<b>0</b>	<b>0</b>	<b>0</b>
<b>Postseason</b>													
1998	2/0	0	0	0	0	0	0	0	0	0	0	0	0
<b>Career</b>	<b>2/0</b>	<b>0</b>	<b>0</b>	<b>0</b>	<b>0</b>	<b>0</b>	<b>0</b>	<b>0</b>	<b>0</b>	<b>0</b>	<b>0</b>	<b>0</b>	<b>0</b>

**OTHER STATS: (REGULAR SEASON) KICKOFF RETURNS** - 1998 (17 for 339 yards); **PUNT RETURNS** - 1998 (47 for 406 yards, 1TD); **SPECIAL TEAMS TACKLES** - 1998 (3); **(POSTSEASON) KICKOFF RETURNS** - 1998 (9 for 185 yards); **PUNT RETURNS** - 1998 (3 for 19 yards)

## MCQUARTERS' CAREER HIGHS

**TOTAL TACKLES** - 10 at Atlanta (11-15-98)  
**SOLO TACKLES** - 9 vs. New York Giants (11-30-98)  
**PUNT RETURNS** - 6 at New Orleans (10-11-98)  
**PUNT RETURN YARDS** - 100 vs. St. Louis (12-27-98)  
**LONG PUNT RETURN** - 72t vs. St. Louis (12-27-98)  
**KICKOFF RETURNS** - 6 vs. Carolina (11-8-98)  
**KICKOFF RETURN YARDS** - 112 at Green Bay (11-1-98)  
**LONG KICKOFF RETURN** - 45 at St. Louis (10-25-98)

### — THE 49ERS RECORD IN 1998 WHEN... —

9-1	Winning takeaway-giveaway battle	1-2	Rushing for less than 100 yards
2-3	Losing takeaway-giveaway battle	9-1	Rushing 30 times-or-more
4-0	Committing no turnovers	2-1	Opponents pass for 300 yards-or-more
9-1	Leading at halftime	8-3	Opponents pass for 250 yards-or-less
3-3	Trailing at halftime	2-2	Opponents pass for 200 yards-or-less
0-0	Tied at halftime	5-3	Opponents rush for 100 yards-or-more
10-2	Leading after three quarters	7-1	Opponents rush for less than 100 yards
2-2	Trailing after three quarters	2-3	Opponents rush 30 times-or-more
3-0	Scoring first	10-2	Playing on grass
12-3	Scoring 20-or-more points	2-2	Playing on turf
4-0	Holding opponents under 17 points	8-0	Playing at home
4-2	Passing for 300 yards-or-more	4-4	Playing on the road
4-1	Passing for 250 yards-or-less	2-0	Going to Overtime
11-2	Rushing for 100 yards-or-more	4-2	Decided by touchdown-or-less
7-1	Rushing for 150 yards-or-more		



# JEREMY NEWBERRY

CALIFORNIA

62



- ◆ Ht: 6-5, Wt: 315, Born: 3-23-76
- ◆ 2nd Year (D-2 in '98)
- ◆ Games/Starts: 1998-0/0; Career-0/0
- ◆ Signed through 2001

**GUARD/TACKLE**

**CAREER:** Aggressive and tenacious player with great size and strength...Missed most of rookie season recovering from ACL surgery...Started at center in college, but can play guard or tackle position as well...First offensive lineman selected in first two rounds by 49ers since Harris Barton was first round choice in 1987.

**ACQUIRED:** Selected by 49ers in second round (No. 58 overall) of 1998 draft.

**1998:** Missed first nine weeks of season after suffering torn ACL in offseason mini-camp...Placed on Reserve/PUP list (7-17)...Removed from Reserve/PUP list (11-7)...Did not play vs. Carolina (11-8)...Inactive Weeks 11-17...Inactive vs. Green Bay (1-3) and at Atlanta (1-9) during postseason.

**COLLEGE:** Started 11 games and recorded 93 percent blocking consistency grade, highest by any Cal lineman in 1990s, as junior...Second-team All-Pac 10 selection...Recorded 113 knock-downs, 29 downfield blocks and allowed just one sack in 801 plays from scrimmage...Anchored offense that averaged 248.8 yards passing per game...Started 11 of 12 games as sophomore, splitting time at center and guard...Named honorable mention All-Pac 10...Moved from defensive to offensive line one week into fall practice and within two weeks had entered starting lineup...Started first six games of season before suffering broken bone in foot as freshman...Missed three weeks with foot injury...Majored in social welfare

**PERSONAL:** Born Jeremy David Newberry (3-23-76) in Antioch, CA, where he prepped at Antioch High...Earned first-team All-Bay Valley Athletic League, All-East Bay, All-Bay Area, All-NorCal and All-Far West honors...Recorded 11 sacks and recovered four fumbles as senior...Rated top-five heavyweight wrestler in California as senior...Spent summers volunteering at Antioch Senior Day Care Center...Father, David, is retired Antioch policeman who lettered at Cal as offensive lineman in 1976...Single...Resides in Antioch, CA.

## NEWBERRY'S NFL STATISTICS

REGULAR SEASON GAMES/STARTS - 1998 (0/0); POSTSEASON GAMES/STARTS - 1998 (0/0)

### IRON MEN NOTES

Ken Norton Jr. has started 128 consecutive regular season games entering 1999, including eight games with a torn right biceps muscle in 1993. Norton has the longest active streak among linebackers in the NFL and is tied for fourth overall. The three-time Pro Bowler has not missed a game since Dallas closed out the regular season against Atlanta, December 30, 1990.



KEN

NORTON JR.

UCLA

51



- ✦ Ht: 6-2, Wt: 254, Born: 9-29-66
- ✦ 12th Year (FA in '94)
- ✦ Games/Starts: 1998-16/16; Career-159/156
- ✦ Signed through 2002

LINEBACKER

**CAREER:** Ken Norton Jr. is not only the anchor of the 49ers' defense, but has established himself as one of the premier run stoppers in the NFL...Holds the **TEAM RECORD** for most tackles in a single season (165) and has registered more than 100 tackles seven times...A three-time **PRO BOWLER**, Norton is the only player in **NFL HISTORY** to win three consecutive Super Bowl rings (1992-94)...Earned **PRO BOWL** honors in 1993, '95 and '97...Possesses outstanding strength, speed and instincts, which make him difficult to block...Extremely durable and tough...Has played and started 128 consecutive games entering 1999, including eight games with a torn right biceps muscle in 1993...**TEAM LEADER** in tackles for seven consecutive seasons...Spent first six seasons with Dallas, where he won two Super Bowl titles (1992-93).

**ACQUIRED:** Signed by 49ers as free agent in 1994...Originally drafted by Dallas in second round (No. 41 overall) of 1988 NFL Draft.

**1998:** (With San Francisco) Started 16 regular season games and two postseason games at right inside linebacker...**TEAM LEADER** with 155 tackles...Also recorded two sacks and three passes defended...Recorded 10-or-more tackles for **TEAM-HIGH** eight times...Credited with 10 tackles (eight solo) vs. N.Y. Jets (9-6)...Posted 10 tackles (seven solo), one pass defended and one fumble recovery at Washington (9-14)...Recorded five tackles and first sack of season (three yards) vs. Atlanta (9-27)...Tallied 10 tackles (seven solo) at Buffalo (10-4)...Credited with nine tackles (five solo) at New Orleans (10-11)...Recorded five tackles, including key solo stop of RB Marshall Faulk in fourth quarter vs. Indianapolis (10-18)...Also credited with special teams tackle vs. Colts...Posted eight tackles (four solo) and one-yard sack at St. Louis (10-25)...Also credited with one pass defended and one fumble return (12 yards) vs. Rams...Registered 10 tackles (seven solo) at Green Bay (11-1)...Recorded **CAREER-HIGH** 19 tackles (12 solo) and one pass defended vs. Carolina (11-8)...Tallied 14 tackles (nine solo) and forced RB Jamal Anderson fumble at Atlanta (11-15)...Posted 15 tackles (eight solo) at Carolina (12-6)...Credited with three tackles vs. Detroit (12-14) as team held Lions RB Barry Sanders to 28 yards rushing...Posted 17 tackles (11 solo) at New England (12-20)...Recorded five solo tackles and two passes defended vs. Green Bay (1-3) in NFC Wild Card Game...Tallied five tackles at Atlanta (1-9) in NFC Divisional Playoff Game.

**1997:** (With San Francisco) Started all 16 games and finished with **TEAM-HIGH** 138 tackles...Added one and half sacks, six passes defended, two forced fumbles and two fumble recoveries...Recorded 10-or-more tackles for **TEAM-HIGH** seven times...Earned third **PRO BOWL** invitation...Registered 10 tackles and one interception in two postseason games...Posted season-high 12 tackles, one sack, two passes defended and two forced fumbles at St. Louis (9-7)...Had eight tackles and one fumble recovery vs. New Orleans (9-14)...Recorded 10 tackles (seven solo) and shared sack against Atlanta (9-21)...Registered 12 tackles (10 solo), including one for loss, against Dallas (11-2)...Tallied 12 tackles vs. Carolina (11-16)...Added 12 tackles at Kansas City (11-30)...Led team with 12 tackles (seven solo) against Minnesota (12-7) and 11 tackles (five solo) against Denver (12-15)...Recorded three tackles, including two for loss, one pass defended and returned interception 23 yards for touchdown in NFC Divisional Playoff Game against Minnesota (1-3)...Tallied seven tackles in NFC Championship Game vs. Green Bay (1-11).

**1996:** (With San Francisco) Started 16 games and set **TEAM RECORD** for most tackles in season with 165...Shattered previous record of 135 set by Dan Bunz in 1979...Broke record with season-high 18 tackles (11 solo) vs. Carolina (12-8)...Recorded 10-or-more tackles eight times and reached nine tackles three times...Had streak of seven consecutive games with 10-or-more tackles (Weeks 6-12)...Averaged 12.1 tackles per game during that seven game stretch...Averaged 12.0 tackles in regular season games against playoff teams (Carolina, Dallas, Green Bay, Pittsburgh)...Had team-high 20 tackles in two postseason games...Credited with 12 tackles (eight solo) vs. Baltimore



(11-17)...Recorded 13 tackles (nine solo) vs. Dallas (11-10)...Team leader with 14 tackles (11 solo) at New Orleans (11-3)...Registered 12 tackles (eight solo) at Houston (10-27)...Recorded 11 tackles vs. Cincinnati (10-20)...Tallied 11 tackles (nine solo) at Green Bay (10-14)...Registered 12 tackles (eight solo) and fumble recovery at St. Louis (10-6)...Registered nine tackles (four solo) vs. Detroit (12-23)...Had team-high 12 tackles in NFC Wild Card Game vs. Philadelphia (12-29)...Led team with eight tackles in NFC Divisional Playoff Game at Green Bay (1-4).

**1995:** (With San Francisco) Started 16 games and recorded **TEAM-HIGH** 127 tackles, three interceptions and two forced fumbles...Fourth highest tackle total in team history...Voted to **PRO BOWL** for second time in career and first as member of 49ers...Finished second on team with 102 interception return yards and tied for team lead by returning two interceptions for touchdowns...Averaged team-high 7.8 tackles in eight regular season games against playoff teams...Totaled season-high 11 tackles and one pass defended at Detroit (9-25)...Made nine tackles and returned one interception 46 yards to set up field goal vs. N.Y. Giants (10-1)...Named **NFC DEFENSIVE PLAYER-OF-THE-WEEK** after making nine tackles and breaking **TEAM RECORD** with two interceptions (21 and 35 yards) for touchdowns at St. Louis (10-29)...First two touchdowns of NFL career...Made nine tackles and one sack vs. New Orleans (10-29)...Credited with nine tackles and one forced fumble vs. Carolina (11-5)...Recorded nine tackles and one pass defended at Dallas (11-12)...Had nine tackles vs. Atlanta (9-10)...Led team with nine solo tackles in NFC Divisional Playoff vs. Green Bay (1-6).

**1994:** (With San Francisco) Finished as **TEAM LEADER** with 92 total tackles and set **CAREER-HIGH** with 11 passes defended, including one interception...**TEAM LEADER** throughout playoffs with 24 total tackles, including 19 solo...Became only player in **LEAGUE HISTORY** to earn three consecutive Super Bowl rings, adding a 49ers' championship to pair earned at Dallas from 1992-93...Led team with six tackles and one pass defended vs. L.A. Raiders (9-5)...Credited with eight solo tackles at L.A. Rams (9-18)...Five tackles and pair of passes defended vs. New Orleans (9-25)...Led team with eight solo tackles vs. Dallas (11-13)...Racked up season-high 10 stops, including nine solo vs. L.A. Rams (11-20)...Added nine stops vs. Atlanta (12-4)...Recorded seven tackles, one interception and two passes defended at San Diego (12-11)...Made five tackles and defended pass at Minnesota...Posted seven solo hits vs. Chicago in Divisional Playoff Game (1-7)...Credited with game-high 10 tackles vs. Dallas in NFC Championship Game (1-15)...Had seven tackles vs. San Diego at Super Bowl XXIX (1-29).

**1993:** (With Dallas) Started 16 games for Dallas, but played half of season with torn right biceps muscle...Selected to **PRO BOWL** for first time...**TEAM LEADER** with 159 tackles, fourth highest single-season total in Cowboys history, and **TEAM LEADER** with 10 tackles for losses...Reached double digits in tackles eight times...Led team in tackles five straight games to close out regular season...Began season at weakside linebacker and registered **CAREER-HIGH** 19 tackles at Washington (9-6)...Tied for second highest single-game tackle total in Cowboys history (Eugene Lockhart, 19 vs. Phoenix 10-29-89)...Led Cowboys with 10 tackles in first start at inside linebacker vs. Green Bay (10-3)...Racked up 10 tackles along with first career regular season interception at Indianapolis (10-10)...Recorded third double-figure tackle performance in four starts at inside linebacker with 12 stops at Philadelphia (10-31)...Had nine tackles, one sack, one tackle for loss and one pass defended vs. N.Y. Giants (11-7)...Led team with 11 tackles vs. Phoenix (11-14)...Led team with 12 tackles at Atlanta (11-21)...Had team-high 11 tackles vs. Philadelphia (12-6)...Team-high 13 tackles with **CAREER-HIGH** three tackles for losses at Minnesota (12-12)...Posted 13 stops at N.Y. Giants (1-2)...Credited with seven tackles vs. Green Bay in NFC Divisional Playoff Game (1-16)...Credited with six tackles (five solo) vs. San Francisco in NFC Championship Game...Added eight tackles (seven solo) vs. Buffalo in Super Bowl XXVIII.

**1992:** (With Dallas) Started 16 games at outside linebacker...**TEAM LEADER** with 120 tackles, becoming first non-inside backer to lead Cowboys in tackles since Bill Bates in 1988...Earned special teams game ball for blocking punt that was returned by Robert Williams for touchdown at N.Y. Giants (9-13)...Posted season-high 13 stops vs. L.A. Rams (11-15)...**TEAM LEADER** with 22 postseason tackles...Also recorded takeaway in each of Cowboys' playoff games...Forced and recovered fumble vs. Philadelphia in NFC Divisional Playoff Game (1-10)...Recorded first postseason interception, picking off QB Steve Young pass in fourth quarter at San Francisco in NFC title game (1-17)...Had brilliant performance in Super Bowl XXVII, coming up with team-high 10 tackles, one QB pressure forcing Jim Kelly out of game in second quarter, and one fumble return for nine-yard touchdown in fourth quarter vs. Buffalo (1-31).

**1991:** (With Dallas) Started 16 games at outside linebacker and finished with 94 tackles...Had **TEAM-HIGH** 13 tackles for losses, including 12 in final nine regular season games...**TEAM**



**LEADER** with 17 tackles in two postseason games...Played middle linebacker during training camp and preseason...Made switch to strongside linebacker during final preseason game.

**1990:** (With Dallas) Made 15 starts at weakside linebacker, and finished second on team with 119 tackles, including **TEAM-HIGH** 79 solo stops...Suffered torn cartilage and sprained ligament in right knee vs. Philadelphia (12-23)...Missed final regular season game after surgery.

**1988-89:** (With Dallas) Broke thumb during first NFL training camp and missed most of 1988 season...Recovered in time to see action in final three games...Appeared in 13 games in '89, but playing time was limited to first and third quarters of games due to injured knee...Still posted 87 tackles, despite part-time playing status... Recorded 12 tackles in first NFL start vs. New Orleans (9-10).

**COLLEGE:** Earned first-team All-America honors by *Sporting News* as senior at UCLA...Led Bruins in tackles during each of final two seasons...Butkus Award nominee as senior...Went back to UCLA during 1998 offseason to complete degree in sociology...Graduated from UCLA June 20, 1999, becoming first in his family to earn college degree.

**PERSONAL:** Full name is Kenneth Howard Norton Jr....Born (9-29-66) in Lincoln, IL and grew up in Los Angeles, where he played football at Westchester High, averaging 8.8 yards per carry as senior tailback...Did not play football until junior year...Contributes time to Big Brothers and to Entertainers and Athletes for Kids in Los Angeles...Also active in Pediatric Aids Foundation and Special Olympics...Father, Ken Sr., is former world heavyweight boxing champion and played football at Northeast Missouri State...Married, he and his wife, Angela, have two daughters, Brittney (3-15-87) and Sabrina Brooke (3-28-94), and son Ken III (6-14-95).

**NORTON'S NFL HONORS:** Pro Bowl-1993, 1995, 1997; All Pro-1995

## NORTON'S NFL STATISTICS

YEAR	G/S	TACKLES				PASS								
		TOT.	SOLOS	AST.	SACKS	YDS.	DEF.	INT.	YDS.	TD	FF	FR	YDS.	TD
<b>DALLAS</b>														
1988	3/0	0	0	0	0	0	1	0	0	0	0	1	11	0
1989	13/13	87	56	31	2.5	NA	0	0	0	0	1	0	0	0
1990	15/15	119	79	40	2.5	NA	1	0	0	0	3	2	0	0
1991	16/16	94	54	40	0	0	1	0	0	0	0	0	0	0
1992	16/16	120	64	56	0	0	2	0	0	0	2	2	0	0
1993	16/16	159	99	66	2	NA	2	0	0	0	0	1	0	0
<b>Totals</b>	<b>79/76</b>	<b>579</b>	<b>352</b>	<b>233</b>	<b>7</b>	<b>47</b>	<b>7</b>	<b>0</b>	<b>0</b>	<b>0</b>	<b>6</b>	<b>6</b>	<b>11</b>	<b>0</b>
<b>SAN FRANCISCO</b>														
1994	16/16	92	79	13	0	0	11	0	0	0	1	0	0	0
1995	16/16	127	83	44	1	4	5	3	102	2	1	0	0	0
1996	16/16	165	111	54	0	0	2	0	0	0	0	1	0	0
1997	16/16	138	83	55	1.5	10.5	7	0	0	0	1	2	0	0
1998	16/16	155	97	58	2	10	3	0	0	0	3	3	12	0
<b>Totals</b>	<b>80/80</b>	<b>677</b>	<b>453</b>	<b>224</b>	<b>4.5</b>	<b>24.5</b>	<b>28</b>	<b>3</b>	<b>102</b>	<b>2</b>	<b>6</b>	<b>6</b>	<b>12</b>	<b>0</b>
<b>Career</b>	<b>159/156</b>	<b>1,256</b>	<b>805</b>	<b>457</b>	<b>11.5</b>	<b>71.5</b>	<b>35</b>	<b>3</b>	<b>102</b>	<b>2</b>	<b>12</b>	<b>12</b>	<b>23</b>	<b>0</b>
<b>Postseason</b>														
<b>DALLAS</b>														
1991	2/2	17	12	5	0	0	1	0	0	0	0	0	0	0
1992	3/3	22	16	6	0	0	2	1	14	0	1	2	9	1
1993	3/3	21	19	2	0	0	0	0	0	0	0	0	0	0
<b>Totals</b>	<b>8/8</b>	<b>60</b>	<b>47</b>	<b>13</b>	<b>0</b>	<b>0</b>	<b>3</b>	<b>1</b>	<b>14</b>	<b>0</b>	<b>1</b>	<b>2</b>	<b>9</b>	<b>1</b>
<b>SAN FRANCISCO</b>														
1994	3/3	24	19	5	0	0	0	0	0	0	0	0	0	0
1995	1/1	9	9	0	0	0	0	0	0	0	0	0	0	0
1996	2/2	20	19	1	0	0	1	0	0	0	0	0	0	0
1997	2/2	10	9	1	0	0	1	1	23	1	0	0	0	0
1998	2/2	5	5	0	0	0	2	0	0	0	0	0	0	0
<b>Totals</b>	<b>10/10</b>	<b>68</b>	<b>61</b>	<b>7</b>	<b>0</b>	<b>0</b>	<b>4</b>	<b>1</b>	<b>23</b>	<b>1</b>	<b>0</b>	<b>0</b>	<b>0</b>	<b>0</b>
<b>Career</b>	<b>18/18</b>	<b>128</b>	<b>108</b>	<b>20</b>	<b>0</b>	<b>0</b>	<b>7</b>	<b>2</b>	<b>37</b>	<b>1</b>	<b>1</b>	<b>2</b>	<b>9</b>	<b>1</b>



## NORTON'S CAREER HIGHS

**TOTAL TACKLES** - 19 (two times) Last: vs. Carolina (11-8-98)  
**SOLO** - 12 (three times) Last: vs. Carolina (11-8-98)  
**ASSISTS** - 11 at Washington (9-6-93)  
**SACKS** - 2 at Atlanta (9-17-89)  
**SACK YARDAGE** - 12 at Atlanta (9-17-89)  
**INTERCEPTIONS** - 2 at St. Louis (10-22-95)  
**INTERCEPTION RETURN YARDS** - 56 at St. Louis (10-22-95)  
**INTERCEPTION RETURN TDS** - 2 at St. Louis (10-22-95)  
**FORCED FUMBLES** - 2 at L.A. Rams (11-18-90)

## NFL CONSECUTIVE GAMES STARTED

1. Bruce Matthews	Tennessee	181
2. Dermontti Dawson	Pittsburgh	164
3. Randall McDaniel	Minnesota	154
4. <b>Ken Norton Jr.</b>	<b>San Francisco</b>	<b>128</b>
Wayne Martin	New Orleans	128
Tony Mayberry	Tampa Bay	128

# PHIL

# OSTROWSKI

PENN STATE

# 69



- ◆ Ht: 6-4, Wt: 291, Born: 9-23-75
- ◆ 2nd Year (D-5 in '98)
- ◆ Games/Starts: 1998-0/0; Career-0/0
- ◆ Signed through 2000

**GUARD**

**CAREER:** Second-year interior lineman has added strength and size...Tenacious run blocker with improving pass blocking skills...Worked hard on improving strength and conditioning during off-season, dropping body fat by 10%.

**ACQUIRED:** Drafted by 49ers in fifth round (No. 151 overall) of 1998 NFL Draft.

**1998:** Inactive Weeks 1-17...Inactive vs. Green Bay (1-3) in NFC Wild Card Game...Inactive at Atlanta (1-9) in NFC Divisional Playoff Game.

**COLLEGE:** First-team All-Big Ten selection as senior...Was offensive line co-MVP...Started every game for team that averaged 422.5 yards of total offense...Participated in 704 plays from scrimmage...Started all 12 games as junior, alternating between right and left guard...Team averaged 203.3 rushing yards per game...Participated in 53 total plays as sophomore and played in four games as redshirt freshman...Elementary education major

**PERSONAL:** Born Phillip Lucas Ostrowski (9-23-75)...Two-time all-state selection at E.L. Meyers High in Wilkes Barre, PA...E.L. Meyers also produced Raghieb and Qadry Ismail...First-team All-Wyoming Valley conference selection and played in 1993 Ohio-Pennsylvania "Big 22" All-Star game...Also lettered three times in basketball and track, competing in shot-put and hammer throw...Older brother, Stephen, played football at Dickinson College...Single...Resides in Santa Clara, CA.

## OSTROWSKI'S NFL STATISTICS

**REGULAR SEASON GAMES/STARTS** - 1998 (0/0); **POSTSEASON GAMES/STARTS** - 1998 (0/0)



# TERRELL OWENS

TENN-CHATTANOOGA

81



- ♦ Ht: 6-3, Wt: 217, Born: 12-7-73
- ♦ 4th Year (D-3 in '96)
- ♦ Games/Starts: 1998-16/10; Career-48/35
- ♦ Signed through 2005

**WIDE RECEIVER****PLAYERS**

**CAREER:** With a knack for making big plays, Terrell Owens has solidified his place as one of the most dynamic and exciting receivers in the game today...With 22 touchdowns since 1997 Owens is tied for third (Joey Galloway) in the NFL. Only Antonio Freeman (26) and Cris Carter (25) have more touchdown receptions during that stretch...His 14 touchdown receptions in 1998 tied for second in the NFL and his 92 total points

ranked him fifth in the league in non-kicker scoring...Provided one of the most memorable plays in team and league postseason history with his 25-yard game-winning touchdown reception against Green Bay in the NFC Wild Card Game...In addition to his pass catching ability, Owens also is one of the league's best run blocking receivers...Often seen providing downfield escorts for his teammates...Excellent size, speed and strength make him a dangerous offensive weapon.

**ACQUIRED:** Selected by 49ers in third round (No. 89 overall) of 1996 NFL Draft.

**1998:** Played in 16 games and made 10 starts...Set new **CAREER-HIGHS** in every receiving category...Finished second on team with 67 receptions...Tied for second in NFL (Antonio Freeman) with 14 touchdown receptions...Ranked third in NFC and fifth in NFL in non-kicker scoring with 92 points...Finished season strong by recording 10 touchdowns in final eight games...Finished season with at least one touchdown in each of final eight games...Averaged **TEAM-HIGH** 16.4 yards per catch...Started and caught three passes for 60 yards vs. N.Y. Jets (9-6)...Also provided downfield escort for Garrison Hearst's 96-yard overtime touchdown run...Had four receptions for 67 yards, including 20-yard touchdown, at Washington (9-14)...Posted six receptions for 94 yards, including six-yard touchdown, at New Orleans (10-11)...Had seven receptions for 79 yards and one touchdown vs. Indianapolis (10-18)...Had five receptions for 120 yards and one touchdown at St. Louis (10-25)...Also scored on 21-yard reverse at Rams...Had four receptions for 72 yards and two touchdowns (36 & 5) vs. Carolina (11-8)...Scored on two-point conversion and forced and returned fumble 13 yards to set-up J.J. Stokes touchdown vs. Panthers...Had three receptions for 87 yards, including 54-yard touchdown, at Atlanta (11-15)...Had four receptions, including pair of eight-yard touchdowns vs. New Orleans (11-22)...Started and recorded **CAREER-HIGH** 140 yards on five receptions vs. N.Y. Giants (11-30)...Also set **CAREER-HIGH** with 79-yard touchdown reception against Giants...Had four catches for 53 yards, including 28-yard touchdown reception from RB Terry Kirby at Carolina (12-6)...Scored one-yard touchdown reception vs. Detroit (12-14)...Had three receptions for 61 yards, including seven-yard touchdown, at New England (12-20)...Recorded five receptions for 85 yards, including 24-yard touchdown, vs. St. Louis (12-27)...Started both postseason games and had 11 receptions for 146 yards and one touchdown...Had three receptions for 73 yards and one of most memorable touchdowns in NFL postseason history...Caught 25-yard touchdown reception from Steve Young with three seconds remaining in game to give 49ers 30-27 come-from-behind win over Packers...Owens labeled catch "Redemption Reception" after dropping four passes earlier in game...Started and had **POSTSEASON CAREER-HIGH** eight receptions for 73 yards at Atlanta (1-9) in NFC Divisional Playoff Game.

**1997:** Played in 16 games and started 15...**TEAM LEADER** with **CAREER-HIGH** 60 receptions for 936 yards...Averaged **TEAM-HIGH** 15.6 yards per catch...Ranked fifth in NFC and ninth in NFL with eight touchdown receptions...First player other than Jerry Rice to lead 49ers in receptions since 1988...Extended streak with at least one catch to 26 games...Produced first down 48 times or 80 percent of time he caught ball...Tied for 12th in NFC in receiving yards and 13th in receptions...Led or tied for team-lead in receptions eight times...Led team or tied for team-lead in receiving yards nine times...Did not start at Tampa Bay (8-31)...Replaced Jerry Rice (knee) as starting flanker at St. Louis (9-7) and posted two receptions for 24 yards...Averaged 24.7 yards on three receptions against New Orleans (9-14)...Registered one reception for **CAREER-LONG** 56-yard touchdown against Atlanta (9-21)...Caught five passes for 48 yards, including one-handed, leaping reception and whirling touchdown at Carolina (9-29)...Posted five receptions for 86 yards and **CAREER-HIGH** two touchdowns



against St. Louis (10-12)...Finished with six receptions for 93 yards and matched **CAREER-HIGH** with two touchdowns at Atlanta (10-19)...Registered **CAREER-HIGH** seven receptions for 94 yards at New Orleans (10-26)...Posted four receptions for 84 yards and one touchdown against San Diego (11-23)...Led team with six catches for 68 yards at Kansas City (11-30)...Had team-high six receptions for 74 yards, including 21-yard stretching touchdown after shedding tackler at five-yard line vs. Minnesota (12-7)...Started both postseason games and finished with 10 receptions for 149 yards and one touchdown...Caught four passes for 49 yards and one touchdown in NFC Divisional Playoff Game against Minnesota (1-3)...Became seventh 49er to record 100 yards receiving in playoff game by posting six receptions for 100 yards in NFC Championship Game vs. Green Bay (1-11).

**1996:** Played in 16 games and started 10...More starts for 49ers rookie receiver since Gene Washington made 14 starts in 1969...Finished third on team in receptions (35) and receiving touchdowns (four), and second in receiving yards (520)...14.9-yard average was tops on team...Averaged more than 20 yards per catch in team-high four games...Caught three passes for 32 yards during first six games of season...Improved to 32 receptions for 488 yards and four touchdowns in final 10 games...Caught one pass for 26 yards, returned kickoff 17 yards and made season-high three special teams tackles vs. Atlanta (9-29)...Caught four passes for 42 yards, including game-winning 20-yard touchdown, at Houston (10-27)...Made first career start, replacing injured J. J. Stokes (right wrist), and caught four passes for 94 yards, including 45-yard touchdown to tie game late in fourth quarter vs. Cincinnati (10-20)...Also returned kickoff 12 yards vs. Bengals...Had five catches for **CAREER-HIGH** 110 yards, including 46-yard touchdown, vs. Carolina (12-8)...Caught three passes for 45 yards, including 20-yard touchdown, at Pittsburgh (12-15)...Played in both postseason games and finished with one reception for seven yards.

**COLLEGE:** Earned All-Southern Conference first-team honors as senior at Tennessee-Chattanooga...Set school record by catching pass in 11 consecutive games in final season...Was All-Southern Conference second-team choice as junior after earning first-team honors as sophomore...Scored career-high eight touchdowns and averaged 19.1 yards per catch in second season...Set Mocs' single-game record with four touchdowns vs. Marshall in 1993...Played three years on UTC basketball team and made five starts for team that qualified for NCAA tournament in 1995...Ran anchor leg on 4 x 100 relay team as senior...Majored in merchandising.

**PERSONAL:** Born (12-7-73) in Alexander City, AL...Full name is Terrell Eldorado Owens...Four-time letterman in football and track & field at Benjamin Russell High in Alexander City...Added three letters in basketball and one in baseball...Wore #80 in college as tribute to Jerry Rice...Nearly quit football to concentrate on basketball in high school, but was influenced not to by his prep football coach...Celebrated first NFL touchdown by doing "bank-head bounce" dance for mother, Marilyn Heard...Single, resides in Santa Clara, CA.

## OWENS' NFL STATISTICS

YEAR	G/S	REC	YDS	AVG	TD	LONG
1996	16/10	35	520	14.9	4	46t
1997	16/15	60	936	15.6	8	56t
1998	16/10	67	1,097	16.4	14	79t
<b>Career</b>	<b>48/35</b>	<b>162</b>	<b>2,553</b>	<b>15.8</b>	<b>26</b>	<b>79t</b>
<b>Postseason</b>						
1996	2/2	1	7	7.0	0	7
1997	2/2	10	149	14.9	1	48
1998	2/2	11	146	13.3	1	34
<b>Career</b>	<b>6/6</b>	<b>22</b>	<b>302</b>	<b>13.7</b>	<b>2</b>	<b>48</b>

**OTHER STATS: KICKOFF RETURNS** - 1996 (3 for 47 yards); **SPECIAL TEAMS TACKLES** - 1996 (4); **RUSHING** - 1998 (4 for 53 yards, 1 TD)

## CATCH AND RUN

Terrell Owens registered 407 yards after the catch and a team-high eight catch-and-run touchdowns in 1998. Owens had the longest YAC play of the season with a 79-yard catch-and-run touchdown against the New York Giants (11-30).



## OWENS' CAREER HIGHS

**RECEPTIONS** - 7 (several times) Last: vs. Indianapolis (10-18-98)  
**YARDS** - 140 vs. New York Giants (11-30-98)  
**TD RECEPTIONS** - 2 (several) Last: vs. New Orleans (11-22-98)  
**LONG RECEPTION** - 79t vs. New York Giants (11-30-98)  
**TD RUSHES** - 1 at St. Louis (10-25-98)  
**LONG RUSH** - 21t at St. Louis (10-25-98)

**OWENS' 100-YARD RECEIVING GAMES** - (3) - **140** (vs. N.Y. Giants - 11-30-98) **120** (at St. Louis - 10-25-98) **110** (vs. Carolina - 12-8-96)  
**OWENS' 100-YARD POSTSEASON RECEIVING GAMES** - (1) - **100** (vs. Green Bay - 1-11-98)

## OWENS' 1998 GAME-BY-GAME RECEIVING

Date	Opponent	No.	Yds.	Avg.	Long	TD
9-6	vs. N.Y. Jets	3	60	20.0	23	0
9-14	at Washington	4	67	16.8	20t	1
9-20	BYE					
9-27	vs. Atlanta	2	22	11.0	22	0
10-4	at Buffalo	4	69	17.3	27	0
10-11	at New Orleans	6	94	15.7	32	1
10-18	vs. Indianapolis	7	79	11.3	18	1
10-25	at St. Louis	5	120	24.0	48	1
11-1	at Green Bay	5	20	4.0	8	0
11-8	vs. Carolina	4	72	18.0	36t	2
11-15	at Atlanta	3	87	29.0	54t	1
11-22	vs. New Orleans	4	42	10.5	17	2
11-30	vs. N.Y. Giants	5	140	28.0	79t	1
12-6	at Carolina	4	53	13.3	28t	1
12-14	vs. Detroit	3	16	5.3	13	1
12-20	at New England	3	61	20.3	42	1
12-27	vs. St. Louis	5	85	17.0	24t	1
<b>Postseason</b>						
1-3	vs. Green Bay	3	73	24.3	34	1
1-9	at Atlanta	8	73	9.1	20	0

## ANTHONY

# PETERSON

NOTRE DAME

# 50



- ♦ Ht: 6-1, Wt: 232, Born: 1-23-72
- ♦ 6th Year (TR in '98)
- ♦ Games/Starts: 1998-16/1; Career-74/1
- ♦ Signed through 1999

**LINEBACKER**

**CAREER:** Anthony Peterson has established himself as a valuable member of the 49ers linebacking and special teams corps...Quick and aggressive, he is capable of playing inside or outside.

**ACQUIRED:** Traded to 49ers from Chicago for seventh-round pick (No. 216) in 1997 NFL Draft...Signed with Chicago (3-7-97) as unrestricted free agent...Originally selected by 49ers in fifth round (No. 153 overall) in 1995 NFL Draft.

**1998:** (With San Francisco) Appeared in 16 regular season and two postseason games...Finished



season with six tackles (three solo) and one sack...Also credited with 14 special teams stops... Credited with two special teams tackles at Washington (9-14)...Recorded solo special teams tackle vs. Atlanta (9-27)...Subbed at linebacker and recorded one tackle and one pass defended at New Orleans (10-11)...Also credited with one special teams tackle vs. Saints...Posted one special teams tackle vs. Indianapolis (10-18)...Credited with two special teams tackles at St. Louis (10-25)...Subbed at linebacker and on special teams at Atlanta (11-15)...Subbed at linebacker and recorded special teams tackle vs. New Orleans (11-22)...Made first career start replacing Lee Woodall (ribs) vs. New York Giants (11-30) and finished with two tackles, including nine-yard sack, one pass defended and one special teams tackle...Recorded two special teams tackles at Carolina (12-6)...Subbed at linebacker and played on special teams at New England (12-20)...Replaced Winfred Tubbs and recorded three tackles (two solo) and one special teams stop vs. St. Louis (12-27)...Made first career postseason start replacing Winfred Tubbs (pectoral) at middle linebacker vs. Green Bay (1-3) in NFC Wild Card Game...Credited with two tackles (one solo) vs. Packers...Played from scrimmage and on special teams at Atlanta (1-9) in NFC Divisional Playoff Game.

**1997:** (With Chicago) Played in 16 games...Finished third on team with **CAREER-HIGH** 16 special teams tackles...**TEAM LEADER** with four special teams stops against Minnesota (9-7).

**1996:** (With San Francisco) Played in 13 games on special teams and backup linebacker...Recorded eight special teams tackles and two on defense...Missed final three regular season games and two postseason games with right knee injury...Registered two defensive stops against Atlanta (9-29)...Suffered right knee injury against Atlanta (12-2) and inactive for postseason.

**1995:** (With San Francisco) Played in 15 games and finished with six tackles on defense and 11 on special teams...Played season-high 23 plays from scrimmage and contributed two solo tackles at St. Louis (10-22)...Inactive against Miami (11-20) due to illness...Saw special teams duty in NFC Divisional Playoff Game against Green Bay (1-6).

**1994:** (With San Francisco) Played in 14 games and posted six tackles at linebacker and 10 on special teams...Posted season-high three special teams tackles at San Diego (12-11)...Made two tackles on defense and one on special teams against Minnesota (12-26)...Played special teams, but left early with hamstring injury in NFC Divisional Playoff Game against Chicago (1-7)...Placed on Injured Reserve (1-18).

**COLLEGE:** Honorable mention All-America as junior at Notre Dame...Four-year letterman and two-year starter at inside linebacker...Suffered knee injury in season opener as senior and missed all but three games.

**PERSONAL:** Anthony Wayne Peterson was born (1-23-72) in Cleveland, OH...All-star linebacker at Ringgold High in Monogahela, PA...Alma mater of Joe Montana...Resides in Las Vegas, NV with wife, Anita, and son, Anthony (5-21-97).

## PETERSON'S NFL STATISTICS

YEAR	G/S	TACKLES				PASS								
		TOT.	SOLOS	AST.	SACKS	YDS.	DEF.	INT.	YDS.	TD	FF	FR	YDS.	TD
<i>SAN FRANCISCO</i>														
1994	14/0	6	5	1	0	0	0	0	0	0	0	0	0	0
1995	15/0	6	4	2	0	0	0	0	0	0	0	0	0	0
1996	13/0	2	2	0	0	0	0	0	0	0	0	0	0	0
<b>Totals</b>	<b>42/0</b>	<b>14</b>	<b>11</b>	<b>3</b>	<b>0</b>	<b>0</b>	<b>0</b>	<b>0</b>	<b>0</b>	<b>0</b>	<b>0</b>	<b>0</b>	<b>0</b>	<b>0</b>
<i>CHICAGO</i>														
1997	16/0	0	0	0	0	0	0	0	0	0	0	0	0	0
<b>Totals</b>	<b>16/0</b>	<b>0</b>	<b>0</b>	<b>0</b>	<b>0</b>	<b>0</b>	<b>0</b>	<b>0</b>	<b>0</b>	<b>0</b>	<b>0</b>	<b>0</b>	<b>0</b>	<b>0</b>
<i>SAN FRANCISCO</i>														
1998	16/1	6	3	3	1	9	2	0	0	0	0	0	0	0
<b>Totals</b>	<b>16/1</b>	<b>6</b>	<b>3</b>	<b>3</b>	<b>1</b>	<b>9</b>	<b>2</b>	<b>0</b>	<b>0</b>	<b>0</b>	<b>0</b>	<b>0</b>	<b>0</b>	<b>0</b>
<b>Career</b>	<b>74/1</b>	<b>20</b>	<b>14</b>	<b>6</b>	<b>1</b>	<b>9</b>	<b>2</b>	<b>0</b>	<b>0</b>	<b>0</b>	<b>0</b>	<b>0</b>	<b>0</b>	<b>0</b>
Postseason														
<i>SAN FRANCISCO</i>														
1994	1/0	0	0	0	0	0	0	0	0	0	0	0	0	0
1995	1/0	0	0	0	0	0	0	0	0	0	0	0	0	0
1998	2/1	2	1	1	0	0	0	0	0	0	0	0	0	0
<b>Career</b>	<b>4/1</b>	<b>2</b>	<b>1</b>	<b>1</b>	<b>0</b>	<b>0</b>	<b>0</b>	<b>0</b>	<b>0</b>	<b>0</b>	<b>0</b>	<b>0</b>	<b>0</b>	<b>0</b>


**Peterson's Statistics (Continued)**

**OTHER STATS: SPECIAL TEAMS TACKLES** - 1994 (10), 1995 (11), 1996 (8), 1997 (16), 1998 (14)

**PETERSON'S CAREER HIGHS**

**TOTAL TACKLES** - 3 vs. St. Louis (12-27-98)

**SOLO** - 2 (several times) Last: vs. St. Louis (12-27-98)

**SPECIAL TEAMS TACKLES** - 4 vs. Minnesota (9-7-97)

**JEFF**
**POSEY**
**SOUTHERN MISSISSIPPI**
**96**
**PLAYERS**


- ♦ Ht: 6-4, Wt: 240, Born: 8-14-75
- ♦ 2nd Year (FA in '98)
- ♦ Games/Starts: 1998-16/0; Career-16/0
- ♦ Signed through 2000

**DEFENSIVE END**

**CAREER:** Quick and agile pass rusher...Made mark as outstanding special teams performer during first season...Spent one season as member of 49ers practice squad...Has worked to improve strength and size...Added 20 pounds since joining 49ers roster.

**ACQUIRED:** Signed as free agent by 49ers (3-3-98)...Originally signed as rookie free agent by 49ers (5-2-97) and waived during training camp (8-19-97)...Signed to practice squad (8-25-97)...Was originally 220 pounds when he signed with 49ers as rookie.

**1998:** Appeared in 16 regular season games and two postseason games as reserve defensive end and on special teams...Finished with nine tackles (seven solo) and one-half sack for two yards...Tied for team lead with 17 special teams tackles...Credited with two special teams stops and one defensive tackle at Washington (9-14)...Recorded two special teams tackles at Atlanta (9-27)...Credited with two tackles vs. Indianapolis (10-18)...Recorded one special teams tackle at St. Louis (10-25)...Recorded solo special teams tackle at Green Bay (11-1)...Subbed at defensive end and registered shared sack (Chris Doleman) for two yards at Atlanta (11-15)...Credited with solo stop vs. New Orleans (11-22)...Recorded solo tackle and two special teams stops vs. N.Y. Giants (11-30)...Credited with forced fumble at Carolina (12-6)...Recorded one solo tackle vs. Detroit (12-14)...Recorded **CAREER-HIGH** five special teams tackles (one solo) vs. St. Louis (12-27)...Recorded special teams tackle vs. Green Bay (1-3)...Played special teams at Atlanta (1-9).

**COLLEGE:** Started 11 games and recorded 64 tackles (36 solo), including 7.5 sacks, two forced fumbles and blocked kick in 1996...Registered 11 tackles, five for losses, in season opener vs. Tulane...Saw action as reserve defensive end in 1995...Earned JUCO All-America honors at Pearl River Community College before transferring to Southern Mississippi...Majored in coaching and sports administration.

**PERSONAL:** Born Jeff Posey (8-14-75) in Bassfield, MS... Attended Greenville (MS) High... Single, resides in Bassfield, MS.

**POSEY'S NFL STATISTICS**

YEAR	G/S	TACKLES				PASS								
		TOT.	SOLOS	AST.	SACKS	YDS.	DEF.	INT.	YDS.	TD	FF	FR	YDS.	TD
<i>SAN FRANCISCO</i>														
1998	16/0	9	7	2	.5	2.0	0	0	0	0	1	0	0	0
<b>Career</b>	<b>16/0</b>	<b>9</b>	<b>7</b>	<b>2</b>	<b>.5</b>	<b>2.0</b>	<b>0</b>	<b>0</b>	<b>0</b>	<b>0</b>	<b>1</b>	<b>0</b>	<b>0</b>	<b>0</b>



## Posey's Statistics (Continued)

Postseason

SAN FRANCISCO

1998	2/0	0	0	0	0	0	0	0	0	0	0	0	0	0
Career	2/0	0	0	0	0	0	0	0	0	0	0	0	0	0

OTHER STATS: REGULAR SEASON SPECIAL TEAMS TACKLES - 1998 (17);  
POSTSEASON SPECIAL TEAMS TACKLES: 1998 (1)

## POSEY'S CAREER HIGHS

TOTAL TACKLES - 2 vs. Indianapolis (10-18-98)  
SACKS - 0.5 at Atlanta (11-15-98)  
FORCED FUMBLES - 1 at Carolina (12-6-98)  
SPECIAL TEAMS TACKLES - 5 vs. St. Louis (12-27-98)

PLAYERS

JERRY

RICE

MISSISSIPPI VALLEY STATE

80



- ◆ Ht: 6-2, Wt: 196, Born: 10-13-62
- ◆ 15th Year (D-1 in '85)
- ◆ Games/Starts: 1998-16/16; Career-206/192
- ◆ Signed through 2004

WIDE RECEIVER

**CAREER:** With 14 NFL RECORDS, 12 PRO BOWL invitations and a spot on the NFL's 75th ANNIVERSARY TEAM to his credit, not only is Jerry Rice considered the greatest wide receiver ever to play in the NFL, but is arguably the greatest player the league has ever seen...Rice begins the 1999 campaign with NFL CAREER RECORDS in receptions (1,139), receiving yards (17,612), total touchdowns (175),

receiving touchdowns (164), most games with 100+ receiving yards (64), most 1,000-yard receiving seasons (12), most 100-catch seasons (4), most receiving yards in a single season (1,848), most receiving touchdowns in a single season (22), consecutive games with a touchdown (13), consecutive 100-catch seasons (3), most seasons with 50 or more receptions (12), longest consecutive games with a reception streak (193) and shares with Steve Young the standard for most touchdowns by a WR-QB combo (84)...In 1998, he became the first player in NFL HISTORY to reach the 17,000-yard mark rushing or receiving...Also in '98, he registered his 12th 1,000-yard season, becoming the first player over 35 in NFL HISTORY to reach the mark...He became the league's ALL-TIME LEADER for most touchdowns scored (175 entering 1999) early in the 1994 season...In 1995, he claimed NFL CAREER RECORDS in receptions and yards, bettering the previous standards of 940 catches by Art Monk and 14,004 yards by James Lofton...Propelled by a CAREER-HIGH nine 100-yard games and a 132.3-yard average over the final nine games in 1995, Rice, then 33, set an NFL SINGLE-SEASON record with 1,848 receiving yards, while his 122 catches that year rank second in NFL history...Known as one of the league's best-conditioned players with his legendary training regimen...Along with his 12 PRO BOWL invitations, Rice is a 10-time ALL-PRO (1986-90, 92-96), and has been named NFL PLAYER-OF-THE-YEAR twice (1987, 90), Sports Illustrated PLAYER-OF-THE-YEAR four times (1986-87, 90, 93) and NFL OFFENSIVE PLAYER-OF-THE-YEAR in 1993...He owns 10 SUPER BOWL RECORDS, including most career receptions (28), most receptions in a game (11, tied), most career receiving yards (512), most receiving yards in a game (215), most career points (42), most points in a game (18), most career touchdowns (7), most touchdowns in a game (3, tied with three others), most receiving touchdowns (7), and most receiving touchdowns in a game (3)...Rice had his streak of 189 consecutive games played snapped after suffering a severe left knee injury at Tampa Bay (8-31-97).



**ACQUIRED:** Drafted in first round by 49ers in 1985 draft (No. 16 overall)...Third WR taken behind Al Toon (10th, N.Y. Jets) and Eddie Brown (13th, Cincinnati).

**1998:** Overcame two knee surgeries on left knee and played through injury to right knee to register 12th **PRO BOWL** season...Started 16 games and finished with **TEAM-HIGH** 82 receptions for 1,157 yards and nine touchdowns...Became first player in **NFL HISTORY** over age 35 to record 1,000-yard season...**NFL RECORD** 12th 1,000-yard season...Ranked tied for seventh in NFL in receptions and sixth in receiving yards...Was 10th in NFC in scoring (non-kickers) with 56 points...Recorded three 100-yard games to increase **NFL RECORD** to 64...Caught pass in every game to extend streak of consecutive games with catch to **NFL RECORD** 193...Opened season with six catches for 86 yards, including 14-yard touchdown, against N.Y. Jets (9-6)...Averaged 20.5 yards on four catches, including 57-yarder at Washington (9-14)...Registered 62nd career 100-yard game with eight receptions for 162 yards and two touchdowns against Atlanta (9-27)...Recorded 28th career touchdown against Atlanta to break Marcus Allen's **NFL RECORD** (26 against San Diego) for most touchdowns against single opponent...Caught four passes for 36 yards and two-point conversion and tied Art Monk's record of 183 consecutive games with at least one catch vs. Indianapolis (10-18)...Shattered one **NFL RECORD** and tied another while catching four passes for 64 yards and one touchdown at St. Louis (10-25)...Broke Monk's record for consecutive games with at least one catch at 184 and joined Steve Young on 12-yard touchdown pass to share lead with Dan Marino and Mark Clayton as highest scoring QB-WR combination in **NFL HISTORY** with 79 touchdowns at St. Louis (10-25)...Finished with seven receptions for 60 yards and broke Marino-Clayton record with 12-yard touchdown pass from Steve Young for duo's 80th TD connection at Green Bay (11-1)...Recorded season-highs with 10 receptions for 169 yards and one touchdown at Atlanta (11-15)...**NFL RECORD** 29th career touchdown against Falcons...Caught five passes for 115 yards, including 75-yard touchdown, for season-high 23.0-yard average at New England (12-20)...Made four catches for 49 yards and one touchdown against St. Louis (12-27)...Started both postseason games...Caught one pass for six yards in NFC Wild Card Game vs. Green Bay (1-3)...Had three receptions for 63 yards and one touchdown, 19th postseason touchdown of career, in NFC Divisional Playoff Game at Atlanta (1-9).

**1997:** Played in two games and started one...Finished with seven receptions for 78 yards and one touchdown...Became first non-kicker in **NFL HISTORY** to score 1,000 career points...Missed 13 games with torn anterior cruciate and medial collateral ligaments in left knee...Missed one regular season and two postseason games with cracked patella in left knee...Had never missed game with injury at any level prior to 1997...Started at flanker and posted team-high four receptions for 38 yards at Tampa Bay (8-31)...Suffered left knee injury when Warren Sapp twisted him down by facemask on second-quarter reverse...Underwent two and one half hours of surgery (9-1)...Was expected to miss four to six months, but made it back to lineup in just over three months...Returned to full practice (12-4)...Returned to lineup and helped 49ers clinch home-field advantage throughout playoffs with three receptions for 40 yards and one touchdown vs. Denver (12-15)...Sparked 49er rally from 10-0 deficit with 14-yard touchdown reception between two defenders in second quarter...Suffered fractured patella on touchdown play...Placed on Injured Reserve (12-23).

**1996:** Started all 16 games for ninth consecutive season...Finished with 108 receptions for 1,254 yards and eight touchdowns...Scored rushing touchdown for fifth consecutive season...Won second NFL receptions title and led NFC for third time...Named first-team **ALL-PRO** by Associated Press...Received 11th consecutive **PRO BOWL** invitation...Registered three 100-yard games and two 10-catch games...Had 20 receptions for 256 yards in two games against Carolina, including 10 receptions for 127 yards, at Carolina (9-22)...Posted seven receptions for 108 yards, including 31-yard touchdown, at St. Louis (10-6)...Caught seven passes for 84 yards and two touchdowns, and set **NFL RECORD** with 11th 50-catch season at Green Bay (10-14)...Recorded 150th career touchdown reception against Packers...Topped Steve Largent and Gary Clark for most 50-reception seasons...Had six receptions for 58 yards, including 34-yard touchdown to become **49ERS ALL-TIME LEADING SCORER** with 982 points, surpassing K Ray Werschling's 979 points, vs. Baltimore (11-17)...Had season-high 129 yards on 10 receptions, including five-yard touchdown, vs. Carolina (12-8)...Caught five passes for 49 yards vs. Detroit (12-23) to clinch **NFL RECEIVING TITLE**...Made **NFL HISTORY** by becoming the first player to reach the 1,000-reception mark at New Orleans (11-3)...Finished Saints game with three receptions for 45 yards, including 36-yard touchdown, gained 38 yards on reverse and recovered on-side kick...Caught eight passes for 87 yards, becoming first player in **NFL HISTORY** to surpass 16,000 receiving yards mark, and carried ball three times for 12 yards at Washington (11-24)...Broke 100-catch mark for third consecutive season, and fourth time overall (both **NFL RECORDS**) with eight receptions for 63 yards, including four-yard touchdown, at Pittsburgh (12-



15)...Made two starts in postseason and finished second on team with nine receptions for 86 yards and one touchdown...Had four receptions for 50 yards and one touchdown in NFC Wild Card Game vs. Philadelphia (12-29)...Recorded five catches for 36 yards at Green Bay (1-4).

**1995:** Started 16 games and broke 34-year old **NFL RECORD** for most receiving yards in single season...Set **SINGLE-SEASON RECORD** with 1,848 yards, breaking previous standard of 1,746 yards by Houston's Charlie Hennigan in 1961...Caught **CAREER-HIGH** 122 passes, one short of Herman Moore's NFL record...Named as **PRO BOWL** starter for 10th consecutive season...Finished second in league with 17 touchdowns, including 15 on receptions, and 104 points...Seventh consecutive season with 10 or more touchdowns...Raised **NFL CAREER TOUCHDOWNS RECORD** to 156 and **NFL CAREER RECEIVING TOUCHDOWNS RECORD** to 146...Posted **CAREER-HIGH** nine 100-yard games and established new **NFL CAREER RECORD** with 58 100-yard games, breaking old mark of 50 by Don Maynard of N.Y. Giants, N.Y. Jets and St. Louis Cardinals (1958, 60-73)...Posted **NFL RECORD** 10th consecutive 1,000-yard receiving season...Clinched third consecutive **RECEIVING YARDS TITLE** and sixth overall by racking up 132.3-yard average over final nine games...Averaged 10.7 receptions and 187.7 yards during final three games...Recorded four multi-touchdown games...Set **TEAM SINGLE-GAME RECORD** and was named **NFC OFFENSIVE PLAYER-OF-THE-WEEK** after registering **CAREER-HIGH** 289 receiving yards on 14 catches, and three touchdowns vs. Minnesota (12-18)...Became **NFL'S CAREER RECEIVING YARDAGE RECORD HOLDER** with 14,040 yards after catching eight passes for 108 yards vs. New Orleans (10-29)...Began season with six catches for 87 yards, including 50-yard touchdown, in season-opener at New Orleans (9-3)...Caught 11 passes for 167 yards with pair of touchdowns vs. Atlanta (9-10)...Scored Niners' first touchdown of game for third consecutive week as part of six-catch, 87-yard, two-touchdown effort vs. New England (9-17)...Totaled 181 yards on 11 receptions at Detroit (9-25)...Touched ball four times and registered three scores at St. Louis (10-22)...Caught two passes for 21 yards and one touchdown, scored on 20-yard reverse and added two-point conversion catch against Rams...Had eight receptions totaling 111 yards vs. Carolina (11-5)...Finished with five receptions for 161 yards, including 81-yard touchdown, at Dallas (11-12)...Scored touchdowns on receptions of 47 and 46 yards, en route to eight-reception, 149-yard performance at Miami (11-20)...Caught 12 passes for 153 yards and was involved in pair of career firsts at Atlanta (12-24)...Scored game's first touchdown after recovering RB Adam Walker's fumble in end zone for first fumble-recovery touchdown...Added first NFL touchdown pass on Niners' ensuing possession with 41-yard bomb to J.J. Stokes off fake reverse...Tied **POSTSEASON-HIGH** with 11 receptions for 117 yards in NFC Divisional Playoff Game vs. Green Bay (1-6).

**1994:** Started 16 games and finished with 112 receptions for 1,499 yards and 13 touchdowns...Scored two more touchdowns on ground...Sixth consecutive season with 10 or more touchdowns...Named as **PRO BOWL** starter for ninth consecutive year...Set **NFL RECORD** with nine consecutive 1,000-yard seasons...Posted five 100-yard receiving games...Broke Jim Brown's **NFL RECORD** for career touchdowns in season opener vs. L.A. Raiders (9-5)...Earned **NFC OFFENSIVE PLAYER-OF-THE-WEEK** honors after making seven receptions for season-high 169 yards and two touchdowns, while also rushing once for touchdown vs. Raiders...Tied Walter Payton as No. 2 scorer in NFL history (125 TDs) on 69-yard reception from Steve Young in first quarter. Tied Jim Brown's career mark of 126 touchdowns on 38-yard score on reverse in third quarter. Broke Brown's **NFL RECORD** with 127th touchdown on 38-yard reception from Young in fourth quarter...Posted 11 catches for 147 yards and touchdown at L.A. Rams (9-18)...Had second multi-touchdown game of season with five catches for 63 yards and two touchdowns vs. New Orleans (9-25)...Totaled 90 yards on three receptions and scored **CAREER-HIGH** second rushing touchdown of season on 28-yard reverse at Washington (11-6)...Had 57-yard touchdown reception among five catches for 93 yards vs. Dallas (11-13)...Named **NFC OFFENSIVE PLAYER-OF-THE-WEEK** for second time setting **TEAM SINGLE-GAME RECORD** with 16 receptions for 165 yards and three touchdowns vs. L.A. Rams (11-20)...Caught 12 passes for 144 yards at San Diego (12-11)...Had nine catches for 121 yards with 23-yard score vs. Denver (12-17)...Caught four passes totaling 48 yards vs. Chicago in NFC Divisional Playoff (1-7)...Scored on 28-yard reception as part of two-catch, 36-yard day vs. Dallas in NFC Championship (1-15)...Turned in another memorable Super Bowl performance vs. San Diego (1-29) with 10 receptions for 149 yards and three touchdowns, including 51-yard scoring strike on game's third play from scrimmage...Left game late in first quarter with separated shoulder and missed three 49ers' possessions before returning to action in second quarter...Added touchdowns on plays of 15 yards in third period and nine-yard scoring grab in fourth quarter.



**1993:** Posted one of best seasons of illustrious career en route to being named **NFL OFFENSIVE PLAYER-OF-THE-YEAR** by Associated Press...Selected as starter to **1994 PRO BOWL**, marking seventh appearance in Hawaii...**NFL LEADER** in receiving yards (1,503) and touchdowns (16)...**TEAM LEADER** in receptions (98) and receiving yards (1,503), both totals being third-best marks of career...Finished season with reception in **TEAM RECORD** 127 consecutive games and tied with Harold Carmichael for fourth place on NFL's all-time list...Named winner of 49ers' **LEN ESHMONT AWARD** as most inspirational and courageous player in vote by teammates...Had pair of touchdown catches in season opener at Pittsburgh (9-5)...Had 82 receiving yards to move past Harold Jackson (10,372) into seventh place on NFL's all-time receiving yardage list (10,433) at Cleveland (9-13)...Averaged 11 yards on three receptions and ran 43 yards on end-around to score what proved to be winning touchdown vs. Atlanta (9-19)...Moved into seventh place on NFL's all-time reception list (634), surpassing Don Maynard (633), with seven catches at New Orleans (9-26)...Added to own **NFL RECORD** for most career touchdown receptions with 106th touchdown catch vs. Minnesota (10-3)...Had team-high 82 yards receiving and gained 17 yards on reverse at Dallas (10-17)...Posted season-high nine receptions to move into sixth place on **NFL'S ALL-TIME RECEPTION** list (652), surpassing Charley Taylor (649), and gained 155 yards to vault ahead of Stanley Morgan (10,716) into sixth spot on all-time receiving yardage list with 10,858 vs. Phoenix (10-24)...Also hauled in pair of touchdown passes vs. Cardinals, moving into fourth place on NFL's career touchdown list with 114...Moved into third place on **NFL'S ALL-TIME TOUCHDOWN** list (118), surpassing John Riggins (116), with four touchdown receptions at Tampa Bay (11-14), while gaining a season-high 172 receiving yards vs. Bucs to become sixth player in NFL history to reach 11,000 receiving yards (11,093)...Established himself as 49ers' **TEAM RECORD** holder with 11,564 yards from scrimmage, surpassing Roger Craig (11,506), with 62 yards on four catches vs. New Orleans (11-22) and established **MONDAY NIGHT FOOTBALL RECORD** in that game with pair of touchdown receptions, giving him 18 career scores on Monday night, eclipsing Marcus Allen's mark of 16...Surpassed 1,000 receiving yards for season (1,048) with eight catches for 166 yards at L.A. Rams (11-28), tying Steve Largent's **NFL RECORD** for most 1,000-yard receiving seasons in career (eight) and establishing **NFL RECORD** by accomplishing those 1,000-yard campaigns in consecutive years, breaking old mark of seven previously shared with Lance Alworth...Averaged 20.5 yards on four catches vs. Cincinnati (12-5)...Totaled 105 yards receiving on six catches at Atlanta (12-11) tying James Lofton for second place on NFL's all-time chart with 43 games with 100 or more yards receiving...Accumulated 132 receiving yards, including 80-yard touchdown reception, at Detroit (12-19) moving past James Lofton (43) and alone into second place (44) on NFL's all-time list for most games with 100 or more yards receiving in career...Season-high 10 catches for 83 yards vs. Houston (12-25)...Caught three-yard touchdown reception among six grabs for 53 yards vs. Philadelphia (1-3), increasing **NFL RECORD** for most touchdown catches to 118 and total touchdown count to 124...Added to **NFL RECORD** for career postseason receptions, running total to 78 with three grabs for 43 yards vs. N.Y. Giants in NFC Divisional Playoff Game (1-15)...Accumulated 83 yards on six receptions at Dallas in NFC Championship Game (1-23), surpassing Cliff Branch (1,289) in setting new **NFL CAREER POSTSEASON RECEIVING YARDAGE RECORD** with 1,306.

**1992:** Started 16 games and recorded seventh consecutive 1,000-yard season...Became **NFL'S CAREER RECORD HOLDER** for receiving touchdowns with 101, surpassing Steve Largent's mark of 100...Selected as **PRO BOWL** starter and first-team **ALL-PRO** by Associated Press...**TEAM LEADER** in receiving yards (1,201), receptions (84) and touchdowns (11, 10 receiving and/or 1 rushing)... Posted team-high 73 yards receiving and caught his first touchdown pass of season at N.Y. Jets (9-20)...Became eighth player in **NFL HISTORY** to catch at least one pass in 100 consecutive games vs. L.A. Rams (10-4)...Named **NFC OFFENSIVE PLAYER-OF-THE-WEEK** after scoring three touchdowns (two receiving, one rushing) becoming eighth player in **NFL HISTORY** to reach 100 career scores (102, sixth all-time) vs. Atlanta (10-18)...Reached 10,000 total yards mark (10,001) for career and scored 98th NFL receiving touchdown at Atlanta (11-9)...Had season-high eight receptions and tied Dwight Clark's **TEAM RECORD** 105 consecutive games with at least one reception vs. New Orleans (11-15)...Broke that record following week in 106th consecutive game with a catch and tied Don Hutson for second place on all-time NFL touchdown reception list (99) at L.A. Rams (11-22)...Named **USA Today/Miller Lite NFL PLAYER-OF-THE-WEEK** and **NFC OFFENSIVE PLAYER-OF-THE-WEEK** tying Steve Largent for first place on all-time NFL touchdown reception list with 100th career touchdown catch and tied Hutson (105) for fifth place on **ALL-TIME NFL TOUCHDOWN** list vs. Philadelphia (11-



29)...Set **NFL TOUCHDOWN RECEPTION RECORD** with 101st touchdown grab on 30-yard play from Steve Young in fourth period vs. Miami (12-6)...Totaled 79 yards on seven catches in that game to also become ninth player in **NFL HISTORY** to pass 10,000-yard receiving mark at 10,037...Tied Lance Alworth's **NFL RECORD** for most consecutive seasons (seven) with 1,000 yards receiving at Minnesota (12-13)...Caught two touchdown passes to increase **NFL TOUCHDOWN RECEPTION RECORD** to 103, while netting 118 yards on seven catches vs. Tampa Bay (12-19)...Extended streak of at least one reception to 111 games vs. Detroit (12-28)...Became 49ers' **CAREER POSTSEASON RECEPTIONS RECORD HOLDER** with 67, surpassing Roger Craig (63), vs. Washington in NFC Divisional Playoff Game (1-9)...Established **NFL POSTSEASON RECORDS** for most career receptions (75), most total touchdowns career (13) and tied John Stallworth's league mark for most games with 100 or more yards receiving with five, catching eight passes for 123 yards and one score vs. Dallas in NFC Championship Game (1-17).

**1991: TEAM LEADER** in catches (80), receiving yards (1,206) and touchdowns (14)...Scored on 73-yard touchdown on lone reception at N.Y. Giants (9-2)...Became 16th player in **NFL HISTORY** to surpass 8,000 yards receiving (8,089), had two touchdown receptions and had only rush (two yards) of season vs. San Diego (9-8)...Hauled in pair of touchdown receptions for second consecutive week at Minnesota (9-15)...Tied Lance Alworth (85) for fourth on all-time career touchdown reception list with 62-yarder vs. L.A. Rams (9-22), and moved alone into fourth place on that list (86) vs. Atlanta (10-13)...Game-winning touchdown reception vs. New Orleans (12-1) tied Don Maynard (88) for third place on all-time NFL touchdown receiving list and Roger Craig (508) for first on all-time 49ers reception chart...Moved into third place on all-time **NFL TOUCHDOWN RECEPTION** list (89) and became 49ers' **CAREER RECORD HOLDER** for most receptions (514) at Seattle (12-8), also reaching 1,000-yard receiving mark against Seahawks...Had pair of touchdown receptions vs. Kansas City (12-14) and vs. Chicago (12-23), increasing career total to 93 and extending streak of at least one reception to 95 consecutive games.

**1990: Sports Illustrated's NFL PLAYER-OF-THE-YEAR...NFL LEADER** in receptions (100) and yardage (1,502)...Caught 105 passes becoming only fourth player in **NFL HISTORY** to catch at least 100 passes in season (Art Monk, Washington - 106 in 1984; Charley Hennigan, Houston - 101 in '64; and Lionel Taylor, Denver - 100 in '60)...Named **NFC CO-OFFENSIVE PLAYER-OF-THE-WEEK** along with Joe Montana after posting one of greatest receiving games in NFL history at Atlanta (10-14)...Tied **NFL RECORD** with five touchdown receptions and established **TEAM RECORDS** for receptions (13) and points (30), while racking up 225 yards. Yardage total in that game established him as 49ers' **CAREER RECORD HOLDER** with 6,938 yards, surpassing Dwight Clark's 6,750...Caught eight passes for 101 yards, including three receptions for 40 yards on team's game-winning overtime drive at Cincinnati (12-9)...Tied John Stallworth's **NFL POSTSEASON RECORD** for most career touchdown receptions (12) vs. Washington in NFC Divisional Playoff Game (1-12-91).

**1989: Unanimous selection to PRO FOOTBALL HALL OF FAME'S NFL "TEAM OF THE 1980s"...****NFL LEADER** with 1,483 receiving yards...**LEAGUE LEADER** among wide receivers with 17 touchdown catches...**TEAM LEADER** with 82 receptions and 17 scores...Scored winning touchdown on 58-yard catch-and-run late in fourth quarter at Indianapolis (9-10)...Set **TEAM RECORDS** for total touchdowns (64) and receiving touchdowns (60) with pair of scores vs. New Orleans (11-6)...Posted eighth game of more than 100 receiving yards vs. Chicago (12-24)...Scored on 72- and 13-yard catches in NFC Divisional Playoff Game vs. Minnesota (1-6-90)...Set **SUPER BOWL RECORD** with three receiving touchdowns vs. Denver in Super Bowl XXIV (1-28-90).

**1988: TEAM LEADER** with 1,306 reception yards...**NFL RECORD** of 13 consecutive games with touchdown ended at New Orleans (9-4)...Made 78-yard touchdown catch with :42 remaining at N.Y. Giants (9-11) to provide margin of victory...Tied **TEAM RECORD** for sixth time with three receiving touchdowns at Seattle (9-25)...Established then **TEAM RECORD** with 96-yard touchdown reception at San Diego (11-27)...Tied **NFL POSTSEASON RECORD** with three receiving touchdowns in NFC Divisional Playoff Game vs. Minnesota (1-1-89)...Had two more receiving touchdowns in NFC Championship Game at Chicago (1-8-89)...Named **SUPER BOWL XXIII MVP**, setting **SUPER BOWL RECORDS** with 215 yards on 11 receptions vs. Cincinnati (1-22-89)...Six postseason touchdowns tied **NFL RECORD** (Larry Csonka - '73, Franco Harris - '74, and John Riggins - '83) for most **SINGLE-SEASON PLAYOFF SCORES**.

**1987: Named NFL MOST VALUABLE PLAYER**—first 49er to receive honor since QB John Brodie in 1970...**TEAM LEADER** with 1,078 receiving yards and 65 receptions...Had **LEAGUE-BEST** 23 touchdowns, including one rushing, in 12 games...**NFL LEADER** (first WR



since Elroy "Crazylegs" Hirsch in 1951) and set **TEAM SINGLE-SEASON RECORD** with 138 points...Point total was most ever scored by wide-out, and most points scored by non-kicker since Redskins' RB John Riggins chalked up 144 points on 24 touchdowns in 1983...**NFL RECORD** 22 receiving touchdowns, shattering previous mark of 18 set by Mark Clayton in 1984...Established another **NFL RECORD** by scoring on pass reception in 13 consecutive games to end regular season...Scored winning points on 25-yard touchdown catch in final seconds at Cincinnati (9-20)...Recorded three touchdown receptions vs. Tampa Bay (11-22), Cleveland (11-29), and Chicago (12-14)...Averaged 1.9 touchdowns per game and had **CAREER-HIGH** seven multi-touchdown games.

**1986:** *Sports Illustrated's* **NFL PLAYER-OF-THE-YEAR**...**NFL LEADER** with 1,570 receiving yards and 15 touchdown receptions...**NFC LEADER** with 86 receptions...Had three touchdowns vs. Colts (10-5) and Cardinals (11-9) to tie **TEAM RECORD** (which he has since broken) for touchdown receptions in game...Had season-high 12 catches for 204 yards at Washington (11-17)...Had four multi-touchdown games.

**1985:** Established **TEAM RECORD** for rookies with 927 receiving yards, finishing second on team to RB Roger Craig (1,014)...First career touchdown came on 25-yard pass from Joe Montana at Atlanta (10-6)...Started four games during rookie season...Recorded first 200-yard game of career with 10 receptions for 241 yards and one touchdown vs. L.A. Rams (12-9)...Averaged seven receptions and 144.7 yards per game during final three games of rookie season.

**COLLEGE:** Totaled 4,693 yards and set 18 NCAA Division II records during four-year career at Mississippi Valley State...Consensus All-America, totaling more than 100 receptions in both junior and senior seasons...Recorded 1,845 yards and scored 28 touchdowns as senior in 1984...Exceeded 1,000 yards receiving during three consecutive years...**MVP** in Blue-Gray Game, and played in Freedom Bowl All-Star game...Named to SBN Sports Network's Black College Football All-Time team.

**PERSONAL:** Full name is Jerry Lee Rice...Born (10-13-62) and raised in Crawford, MS...Competed in football, basketball, and track & field at Crawford (MS) Moor High...Was first overall pick in 1985 USFL Draft by Birmingham Stallions...Involved with United Negro College Fund...Rice's "127 Foundation" annually donates funds to Bay Area Omega Boys Club...Made final cut at 1997 AT&T Pebble Beach Pro-Am...He and wife, Jackie, have three children: Jaqui Bonet (6-7-87), Jerry Jr. (7-27-91) and Jada Symone (5-16-96)...They live in Atherton, CA.

**RICE'S NFL HONORS:** All-Rookie - 1985; NFC Rookie of the Year - 1985; NFC Offensive Rookie of the Year - 1985; NFL Offensive Player of the Year - 1993; All-NFC - 1986-90, '92-96; Pro Bowl - 1986-96, '98; All-Pro - 1986-90, '92-96; *Sports Illustrated's* Player of the Year - 1986-87, 1990, 1993; *Sports Illustrated* All-Pro - 1992-95; NFL Player of the Year - 1987, 1990; *The Sporting News* - NFL Player of the Year - 1987, 1990. Super Bowl XXIII MVP - 1989; Pro Bowl MVP - 1996

## RICE'S NFL STATISTICS

YEAR	G/S	REC.	YDS.	AVG.	TD	LONG	RUSH	YDS.	AVG.	TD	LONG
1985	16/4	49	927	18.9	3	66t	6	26	4.3	1	15t
1986	16/15	86	1,570	18.3	15	66t	10	72	7.2	1	18
1987	12/12	65	1,078	16.6	22	57t	8	51	6.4	1	17
1988	16/16	64	1,306	20.4	9	96t	13	107	8.2	1	29
1989	16/16	82	1,483	18.1	17	68t	5	33	6.6	0	17
1990	16/16	100	1,502	15.0	13	64t	2	0	0.0	0	0
1991	16/16	80	1,206	15.1	14	73t	1	2	2.0	0	2
1992	16/16	84	1,201	14.3	10	80t	9	58	6.4	1	26t
1993	16/16	98	1,503	15.3	15	80t	3	69	23.0	1	43t
1994	16/16	112	1,499	13.4	13	69t	7	93	13.3	2	28t
1995	16/16	122	1,848	15.1	15	81t	5	36	7.2	1	20t
1996	16/16	108	1,254	11.6	8	39	11	77	7.0	1	38
1997	2/1	7	78	11.1	1	16	1	-10	-10.0	0	-10
1998	16/16	82	1,157	14.1	9	75t	0	0	0.0	0	0
<b>Career</b>	<b>206/192</b>	<b>1,139</b>	<b>17,612</b>	<b>15.5</b>	<b>164</b>	<b>96t</b>	<b>81</b>	<b>614</b>	<b>7.6</b>	<b>10</b>	<b>43t</b>



## RICE'S NFL STATISTICS

YEAR	G/S	REC.	YDS.	AVG.	TD	LONG	RUSH	YDS.	AVG.	TD	LONG
Postseason											
1985	1/1	4	45	11.3	0	20	0	0	0.0	0	0
1986	1/1	3	48	16.0	0	24	0	0	0.0	0	0
1987	1/1	3	28	9.3	0	13	0	0	0.0	0	0
1988	3/3	21	409	19.5	6	61t	3	29	9.7	0	21
1989	3/3	19	317	16.7	5	72t	0	0	0.0	0	0
1990	2/2	11	122	11.1	1	19	0	0	0.0	0	0
1992	2/2	14	211	15.1	1	36	1	9	9.0	0	9
1993	2/2	9	126	14.0	0	23	1	-9	-9.0	0	-9
1994	3/3	16	233	14.6	4	51t	1	10	10.0	0	10
1995	1/1	11	117	10.6	0	32	1	5	5.0	0	5
1996	2/2	9	86	9.6	1	36	0	0	0.0	0	0
1998	2/2	4	69	17.3	1	38	0	0	0.0	0	0
<b>Career</b>	<b>23/23</b>	<b>124</b>	<b>1,811</b>	<b>14.6</b>	<b>19</b>	<b>72t</b>	<b>7</b>	<b>44</b>	<b>6.3</b>	<b>0</b>	<b>21</b>

**OTHER STATS: 2-PT CONVERSIONS** 1994 (1), 1995 (1), 1998 (2); **CAREER** (4); **PASSING** - 1985 (0 for 1), 1986 (1 for 2, 16 yards), 1988 (1 for 3, 14 yards), 1995 (1 for 1, 41 yards, 1 TD, **CAREER** (3 for 7, 71 yards, 1 TD); **KICKOFF RETURNS** - 1985 (1 for 6 yards); **FUMBLE RETURNS** - 1995 (1 for 0 yards, 1 TD), **TACKLES** - 1985 (1), 1986 (2), 1987 (2), 1988 (1), 1990 (5), 1991 (4), 1992 (3), 1998 (1) **CAREER** (19); **POSTSEASON TACKLES** - 1985 (1), 1988 (1), **CAREER** (2)

## RICE'S CAREER HIGHS

**RECEPTIONS** - 16 vs. L.A. Rams (11-20-94)  
**RECEIVING YARDS** - 269 vs. Minnesota (12-18-95)  
**LONG RECEPTION** - 96t at San Diego (11-27-88)  
**TD RECEPTIONS** - 5 at Atlanta (10-14-90)  
**RUSHES** - 3 at Washington (11-27-96)  
**RUSHING YARDS** - 38 at New Orleans (11-3-96)  
**LONG RUSH** - 38 at New Orleans (11-3-96)  
**TD RUSHES** - 1 (several times) Last: vs. New Orleans (9-1-96)  
**PASSES** - 1 (several times) Last: at Atlanta (12-24-95)  
**PASS COMPLETIONS** - 1 (several times) Last: at Atlanta (12-24-95)  
**PASSING YARDS** - 41 at Atlanta (12-24-95)  
**LONG PASS** - 41 at Atlanta (12-24-95)  
**TD PASSES** - 1 at Atlanta (12-24-95)

**RICE'S 100-YARD RECEIVING GAMES: (64) - 289** (vs. Minnesota - 12-18-95), **241** (vs. L.A. Rams - 12-9-85), **225** (at Atlanta - 10-14-90), **204** (at Washington - 11-17-86), **187** (at Green Bay - 11-4-90), **183** (vs. Atlanta - 10-18-92), **181** (at Detroit - 9-25-95), **172** (vs. Indianapolis - 10-5-86), (at Tampa Bay - 11-14-93), **171** (at San Diego - 11-27-88), (vs. Atlanta - 9-23-90), **169** (vs. L.A. Raiders - 9-5-94), (at Atlanta - 11-15-98), **167** (vs. Atlanta - 9-10-95), **166** (at L.A. Rams - 10-31-93), **165** (vs. L.A. Rams - 11-20-94), **164** (at Philadelphia - 9-24-89), **163** (vs. Atlanta - 9-18-88), (at Seattle - 9-25-88), (at Indianapolis - 9-10-89), **162** (vs. Atlanta - 9-27-98), **161** (at Dallas - 11-12-95), **157** (at L.A. Rams - 9-14-86), **156** (vs. St. Louis - 11-9-86), **155** (vs. Phoenix - 10-24-93), **154** (vs. New Orleans - 12-1-91), **153** (at Atlanta - 12-24-95), **150** (vs. San Diego - 9-8-91), **149** (at Miami - 11-20-95), (at New Orleans - 10-8-89), **147** (at L.A. Rams - 9-18-94), (at Dallas - 11-11-90), **144** (at San Diego - 12-11-94), (vs. Minnesota - 10-12-86), **138** (vs. Atlanta - 10-13-91), **133** (vs. Philadelphia - 11-29-92), **132** (at Detroit - 12-19-93), **129** (vs. Carolina - 12-8-96), **127** (at Carolina - 9-22-96), **126** (vs. Cleveland - 11-29-87), **125** (vs. Chicago - 12-23-91), **122** (at Tampa Bay - 9-17-89), **121**



### Rice's Statistics (Continued)

(at Carolina - 12-10-95), (vs. Denver - 12-17-94), **120** (vs. New Orleans - 9-21-86), **118** (at Minnesota - 12-30-90), (vs. Tampa Bay - 12-19-92), **117** (vs. N.Y. Giants - 11-27-89), **115** (at New England - 12-20-98), **112** (vs. New England - 10-22-89), **111** (vs. Carolina - 11-5-95), (vs. Dallas - 12-22-85), **109** (at N.Y. Giants 9-11-88), **108** (at St. Louis - 10-6-96), (vs. New Orleans - 10-29-95), (vs. New Orleans - 11-15-87), **106** (at Pittsburgh - 9-13-87), (vs. Green Bay - 11-19-89), **105** (vs. Washington - 11-21-88), (at Atlanta - 12-11-93), **104** (at L.A. Rams - 12-17-90), **103** (at Tampa Bay - 11-22-87), **101** (vs. Chicago - 12-24-89) and (at Cincinnati - 12-9-90)

**RICE'S 100-YARD POSTSEASON RECEIVING GAMES:** (7) - **215** (vs. Cincinnati - Super Bowl XXIII - 1-22-89), **149** (vs. San Diego - Super Bowl XXIX - 1-29-95), **148** (vs. Denver - Super Bowl XXIV - 1-28-90), **133** (at Chicago - 1-8-89), **123** (vs. Dallas - 1-17-93), **117** (vs. Green Bay - 1-6-96), **114** (vs. Minnesota - 1-6-90)

**RICE'S MULTIPLE TD RECEIVING GAMES:** (35) - **2** (at Miami - 9-28-86), **3** (vs. Indianapolis - 10-5-86), **2** (vs. Minnesota - 10-12-86), **3** (vs. St. Louis - 11-9-86), **2** (at Cincinnati - 9-20-87), **2** (vs. New Orleans - 11-15-87), **3** (at Tampa Bay - 11-22-87), **3** (vs. Cleveland - 11-29-87), **3** (vs. Chicago - 12-14-87), **2** (vs. Atlanta - 12-20-87), **2** (vs. L.A. Rams - 12-27-87), **3** (at Seattle - 9-25-88), **2** (at San Diego - 11-27-88), **2** (at Philadelphia - 9-24-89), **2** (vs. New England - 10-22-89), **2** (vs. New Orleans - 11-6-89), **2** (vs. Atlanta - 11-12-89), **5@** (at Atlanta - 10-14-90), **2** (vs. San Diego - 9-8-91), **2** (at Minnesota - 9-15-91), **2** (vs. Kansas City - 12-14-91), **2** (vs. Chicago - 12-23-91), **2** (vs. Atlanta - 10-18-92), **2** (vs. Tampa Bay - 12-19-92), **2** (at Pittsburgh - 9-5-93), **2** (vs. Phoenix - 10-24-93), **4** (at Tampa Bay - 11-14-93), **2** (vs. New Orleans - 11-22-93), **2** (at L.A. Rams - 11-28-93), **2** (vs. Atlanta - 9-10-95), **2** (vs. New England - 9-17-95), **2** (at Miami - 11-20-95), **3** (vs. Minnesota - 12-18-95), **2** (at Green Bay - 10-14-96), **2** (vs. Atlanta - 9-27-98)

**RICE'S MULTIPLE POSTSEASON TD RECEIVING GAMES:** (5) - **3** (vs. Minnesota - 1-1-89), **2** (at Chicago - 1-8-89), **2** (vs. Minnesota - 1-6-90), **3S** (vs. Denver - Super Bowl XXIV - 1-28-90), **3** (vs. San Diego - Super Bowl XXIX - 1-29-95)

@-Tied NFL record S-Super Bowl record

## RICE'S 1998 GAME-BY-GAME RECEIVING

DATE	OPPONENT	NO.	YDS.	AVG.	LONG	TD
9-6	vs. N.Y. Jets	6	86	14.3	22	1
9-14	at Washington	4	82	20.5	57	0
9-20	Bye					
9-27	vs. Atlanta	8	162	20.3	66t	2
10-4	at Buffalo	3	54	18.0	33	0
10-11	at New Orleans	6	79	13.2	35	0
10-18	vs. Indianapolis	4	36	9.0	12	0
10-25	at St. Louis	4	64	16.0	27	1
11-1	at Green Bay	7	60	8.6	12t	1
11-8	vs. Carolina	6	87	14.5	31	0
11-15	at Atlanta	10	169	16.9	65t	1
11-22	vs. New Orleans	3	27	9.0	19	0
11-30	vs. N.Y. Giants	3	25	8.3	10	0
12-6	at Carolina	5	36	7.2	12	0
12-14	vs. Detroit	4	26	6.5	11	0
12-20	at New England	5	115	23.0	75t	1
12-27	vs. St. Louis	4	49	12.3	19	1
<b>Postseason</b>						
1-3	vs. Green Bay	1	6	6.0	6	0
1-9	at Atlanta	3	63	21.0	38	1



## RICE'S 1997 GAME-BY-GAME RECEIVING

DATE	OPPONENT	NO.	YDS.	AVG.	LONG	TD
8-31	at Tampa Bay	4	38	9.5	16	0
9-7	at St. Louis			INACTIVE		
9-14	vs. New Orleans			INACTIVE		
9-21	vs. Atlanta			INACTIVE		
9-29	at Carolina			INACTIVE		
10-5	Bye					
10-12	vs. St. Louis			INACTIVE		
10-19	at Atlanta			INACTIVE		
10-26	at New Orleans			INACTIVE		
11-2	vs. Dallas			INACTIVE		
11-10	at Philadelphia			INACTIVE		
11-16	vs. Carolina			INACTIVE		
11-23	vs. San Diego			INACTIVE		
11-30	at Kansas City			INACTIVE		
12-7	vs. Minnesota			INACTIVE		
12-15	vs. Denver	3	40	13.3	16	1
12-21	at Seattle			INACTIVE		
Postseason						
1-3	vs. Minnesota			INJURED RESERVE		
1-11	vs. Green Bay			INJURED RESERVE		

## RICE'S 1996 GAME-BY-GAME RECEIVING

DATE	OPPONENT	NO.	YDS.	AVG.	LONG	TD
9-1	vs. New Orleans	5	88	17.6	38	0
9-8	vs. St. Louis	7	99	14.1	39	0
9-15	Bye			bye		
9-22	at Carolina	10	127	12.7	21	0
9-29	vs. Atlanta	7	72	10.3	24	1
10-6	at St. Louis	7	108	15.4	36	1
10-14	at Green Bay	7	84	12.0	24	2
10-20	vs. Cincinnati	7	82	11.7	19	0
10-27	at Houston	5	36	7.2	10	0
11-3	at New Orleans	3	45	15.0	36t	1
11-10	vs. Dallas	5	49	9.8	17	0
11-17	vs. Baltimore	6	58	9.7	34t	1
11-24	at Washington	8	87	10.9	15	0
12-2	at Atlanta	8	78	9.8	14	0
12-8	vs. Carolina	10	129	12.9	37	1
12-15	at Pittsburgh	8	63	7.9	14	1
12-23	vs. Detroit	5	49	9.8	17	0
Postseason						
12-29	vs. Philadelphia	4	50	12.5	36	1
1-4	at Green Bay	5	36	7.2	11	0

## POSTSEASON PERFORMER

Jerry Rice is the holder of seven NFL postseason records, including most receptions (124), receiving yards (1,811), 100-yard games (7), touchdown receptions (19) and consecutive games with at least one reception (23). He shares records for consecutive 100-yard games (3) and touchdowns in a game (3).



## RICE'S 1995 GAME-BY-GAME RECEIVING

DATE	OPPONENT	NO.	YDS.	AVG.	LONG	TD
9-3	at New Orleans	6	87	14.5	50t	1
9-10	vs. Atlanta	11	167	15.2	54	2
9-17	vs. New England	6	87	14.5	21t	2
9-25	at Detroit	11	181	16.5	39	0
10-1	vs. N.Y. Giants	7	71	10.1	16t	1
10-8	Bye					
10-15	at Indianapolis	6	43	7.2	11	1
10-22	at St. Louis	2	21	10.5	17	1
10-29	vs. New Orleans	8	108	13.5	17	0
11-5	vs. Carolina	8	111	13.9	28	0
11-12	at Dallas	5	161	32.2	81t	1
11-20	at Miami	8	149	18.6	47t	2
11-26	vs. St. Louis	7	67	9.6	17	1
12-3	vs. Buffalo	5	32	6.4	12	0
12-10	at Carolina	6	121	20.2	46	0
12-18	vs. Minnesota	14	289	20.6	52	3
12-24	at Atlanta	12	153	12.8	57	0
<b>Postseason</b>						
1-6	vs. Green Bay	8	117	14.6	32	0

## RICE'S 1994 GAME-BY-GAME RECEIVING

DATE	OPPONENT	NO.	YDS.	AVG.	LONG	TD
9-5	vs. L.A. Raiders	7	169	24.1	69	2
9-11	at Kansas City	5	78	13.0	21	0
9-18	at L.A. Rams	11	147	13.4	33	1
9-25	vs. New Orleans	5	63	12.6	28t	2
10-2	vs. Philadelphia	6	66	11.0	16	0
10-9	at Detroit	5	36	7.2	12	0
10-16	at Atlanta	6	65	10.8	32	1
10-23	vs. Tampa Bay	4	57	14.3	20	0
10-30	Bye					
11-6	at Washington	3	90	30.0	55	0
11-13	vs. Dallas	5	93	18.6	57t	1
11-20	vs. L.A. Rams	16	165	10.3	29	3
11-28	at New Orleans	7	80	11.4	29	0
12-4	vs. Atlanta	7	92	13.1	34	1
12-11	at San Diego	12	144	12.0	20	0
12-17	vs. Denver	9	121	13.4	23t	1
12-26	at Minnesota	4	33	8.3	17	1
<b>Postseason</b>						
1-7	vs. Chicago	4	48	12.0	18	0
1-15	vs. Dallas	2	36	18.0	28t	1
1-23	vs. San Diego	10	149	14.9	51t	3



## RICE'S 1993 GAME-BY-GAME RECEIVING

DATE	OPPONENT	NO.	YDS.	AVG.	LONG	TD
9-5	at Pittsburgh	8	78	9.7	15	2
9-13	at Cleveland	6	82	13.6	25	0
9-19	vs. Atlanta	3	33	11.0	26	0
9-26	at New Orleans	7	95	13.6	24	0
10-3	vs. Minnesota	2	60	30.0	39t	1
10-17	at Dallas	7	82	13.1	16	0
10-24	vs. Phoenix	9	155	17.2	41	2
10-31	vs. L.A. Rams	6	63	10.3	15	0
11-7	Bye					
11-14	at Tampa Bay	8	172	21.5	51t	4
11-22	vs. New Orleans	4	62	15.5	24	2
11-28	at L.A. Rams	8	166	20.7	48	2
12-5	vs. Cincinnati	4	82	20.5	43	0
12-11	at Atlanta	6	105	17.5	46	0
12-19	at Detroit	4	132	33.0	80t	1
12-25	vs. Houston	10	83	8.3	32	0
1-3	vs. Philadelphia	6	53	8.8	27	1
<b>Postseason</b>						
1-15	vs. N.Y. Giants	3	43	14.3	18	0
1-23	at Dallas	6	83	13.8	23	0

## RICE'S 1992 GAME-BY-GAME RECEIVING

DATE	OPPONENT	NO.	YDS.	AVG.	LONG	TD
9-6	at N.Y. Giants	5	56	10.6	15	0
9-13	vs. Buffalo	3	26	8.6	13	0
9-20	at N.Y. Jets	5	73	14.6	21	1
9-27	at New Orleans	2	5	2.5	4	0
10-4	vs. L.A. Rams	5	57	10.7	26	0
10-11	at New England	3	60	20.0	32t	1
10-18	vs. Atlanta	7	183	26.1	80t	2
10-25	Bye					
11-1	at Phoenix	6	87	14.5	23	0
11-9	at Atlanta	4	45	11.2	19	1
11-15	vs. New Orleans	8	68	8.5	14	0
11-22	at L.A. Rams	4	93	23.2	42t	1
11-29	vs. Philadelphia	8	133	16.6	37	1
12-6	vs. Miami	7	79	10.9	32	1
12-13	at Minnesota	5	56	10.6	21	0
12-19	vs. Tampa Bay	7	118	16.9	32	2
12-28	vs. Detroit	5	62	12.4	24	0
<b>Postseason</b>						
1-9	vs. Washington	6	88	14.7	35	0
1-17	vs. Dallas	8	123	15.4	36	1

## SCORING FROM DISTANCE

Jerry Rice has scored 23 touchdowns from 60-or-more yards during his career, including three times in 1998.



## RICE'S 1991 GAME-BY-GAME RECEIVING

DATE	OPPONENT	NO.	YDS.	AVG.	LONG	TD
9-2	at N.Y. Giants	1	73	73.0	73t	1
9-8	vs. San Diego	9	150	16.6	70t	2
9-15	at Minnesota	4	85	21.1	30	2
9-22	vs. L.A. Rams	5	99	19.4	62t	1
9-29	at L.A. Raiders	3	38	10.8	17	0
10-6	Bye					
10-13	vs. Atlanta	7	138	19.7	57t	1
10-20	vs. Detroit	5	35	7.0	13	1
10-27	at Philadelphia	2	4	2.0	2	0
11-3	at Atlanta	6	44	7.3	10	0
11-10	at New Orleans	4	24	6.0	17	0
11-17	vs. Phoenix	3	30	10.0	12	0
11-25	at L.A. Rams	4	59	14.7	29	0
12-1	vs. New Orleans	9	154	17.1	52	1
12-8	at Seattle	6	67	10.7	16	1
12-14	vs. Kansas City	7	81	11.5	20	2
12-23	vs. Chicago	5	125	25.0	69	2

## RICE'S 1990 GAME-BY-GAME RECEIVING

DATE	OPPONENT	NO.	YDS.	AVG.	LONG	TD
9-10	at New Orleans	2	26	13.0	20	0
9-16	vs. Washington	6	74	12.2	30	1
9-23	vs. Atlanta	8	171	21.3	42	1
9-30	Bye					
10-7	at Houston	6	78	13.0	19	1
10-14	at Atlanta	13*	225	17.3	29	5@
10-21	vs. Pittsburgh	3	31	10.1	19	0
10-28	vs. Cleveland	6	67	10.7	15	1
11-4	at Green Bay	6	187	31.1	64t	1
11-11	at Dallas	12	147	12.2	37	1
11-18	vs. Tampa Bay	4	46	11.5	17	0
11-25	vs. L.A. Rams	7	72	10.2	21	0
12-3	vs. N.Y. Giants	1	13	13.0	13	0
12-9	at Cincinnati	8	101	12.6	29	0
12-17	at L.A. Rams	5	104	20.8	60t	1
12-23	vs. New Orleans	4	42	10.5	18	0
12-30	at Minnesota	9	118	13.1	22	1

### Postseason

1-12	vs. Washington	6	68	6.8	15	1
1-20	vs. N.Y. Giants	5	54	10.4	19	0

\* Team record @ Tied NFL record

## RICE'S 1989 GAME-BY-GAME RECEIVING

DATE	OPPONENT	NO.	YDS.	AVG.	LONG	TD
9-10	at Indianapolis	6	163	27.2	58t	1
9-17	at Tampa Bay	8	122	15.2	40	1
9-24	at Philadelphia	6	164	27.3	68t	2
10-1	vs. L.A. Rams	2	36	18.0	18	0
10-8	at New Orleans	7	149	21.2	60t	1
10-15	at Dallas	2	28	14.0	20	1
10-22	vs. New England	6	112	18.6	50t	2

**Rice's Statistics (Continued)**

10-29	at N.Y. Jets	5	95	19.0	45t	1
11-6	vs. New Orleans	6	93	15.5	32t	2
11-12	vs. Atlanta	3	81	27.0	39t	2
11-19	vs. Green Bay	9	106	11.8	20	1
11-27	vs. N.Y. Giants	7	117	16.7	37	1
12-3	at Atlanta	3	32	10.6	18	0
12-11	at L.A. Rams	5	38	7.6	13	0
12-17	vs. Buffalo	4	46	15.3	29	1
12-24	vs. Chicago	4	101	25.2	45	1
<b>Postseason</b>						
1-6	vs. Minnesota	6	114	19.0	72t	2
1-14	vs. L.A. Rams	6	55	9.2	19	0
1-28	vs. Denver (SB XXIV)	7	148	21.1	38t	3 S

**S-Super Bowl record****RICE'S 1988 GAME-BY-GAME RECEIVING**

DATE	OPPONENT	NO.	YDS.	AVG.	LONG	TD
9-4	at New Orleans	2	41	20.5	29	0
9-11	at N.Y. Giants	4	109	27.2	78t	1
9-18	vs. Atlanta	8	163	20.3	37	0
9-25	at Seattle	6	163	27.2	69t	3
10-2	vs. Detroit	2	35	17.5	32	0
10-9	vs. Denver	3	78	26.0	33	0
10-16	at L.A. Rams	4	65	16.2	38	0
10-24	at Chicago	4	86	21.5	45	1
10-30	vs. Minnesota	1	22	22.0	22	0
11-6	at Phoenix	3	37	12.3	19	0
11-13	vs. L.A. Raiders	5	61	12.2	28	0
11-21	vs. Washington	3	105	35.0	80t	1
11-27	at San Diego	6	171	28.5	96t	2
12-4	at Atlanta	5	63	12.6	20	1
12-11	vs. New Orleans	6	78	13.0	18	0
12-18	vs. L.A. Rams	2	29	14.5	20	0
<b>Postseason</b>						
1-1	vs. Minnesota	5	61	12.2	28	3 %
1-8	at Chicago	5	133	26.6	61t	2
1-22	vs. Cincinnati (SB XXIII)	11	215 N, S	19.5	44	1

%-Ties NFL postseason record    N-NFL postseason record    S-Super Bowl record

**RICE'S 1987 GAME-BY-GAME RECEIVING**

DATE	OPPONENT	NO.	YDS.	AVG.	LONG	TD
9-13	at Pittsburgh	8	106	13.2	32	1
9-20	at Cincinnati	4	86	21.5	34t	2
10-25	at New Orleans	6	89	14.8	39	1
11-1	at L.A. Rams	3	70	23.3	51t	1
11-8	vs. Houston	7	77	11.0	21	1
11-15	vs. New Orleans	4	108	27.0	50t	2
11-22	at Tampa Bay	7	103	14.7	42t	3
11-29	vs. Cleveland	7	126	18.0	30t	3
12-6	at Green Bay	4	90	22.5	57t	1
12-14	vs. Chicago	8	75	9.3	17	3
12-20	vs. Atlanta	4	58	14.5	27	2
12-27	vs. L.A. Rams	3	90	30.0	50t	2
<b>Postseason</b>						
1-9	vs. Minnesota	3	28	9.3	13	0



## RICE'S 1986 GAME-BY-GAME RECEIVING

DATE	OPPONENT	NO.	YDS.	AVG.	LONG	TD
9-7	at Tampa Bay	5	54	10.8	14	0
9-14	at L.A. Rams	6	157	26.1	66t	1
9-21	vs. New Orleans	7	120	17.1	26	0
9-28	at Miami	3	76	25.3	50t	2
10-5	vs. Indianapolis	6	172	28.6	58t	3
10-12	vs. Minnesota	7	144	20.5	59	2
10-19	at Atlanta	3	58	19.3	27	0
10-26	at Green Bay	4	49	12.2	16	1
11-2	at New Orleans	4	44	11.0	21	0
11-9	vs. St. Louis	4	156	39.0	45t	3
11-17	at Washington	12	204	17.0	39	0
11-23	vs. Atlanta	4	47	11.7	17	1
12-1	vs. N.Y. Giants	9	86	9.5	15	1
12-7	vs. N.Y. Jets	5	97	19.4	42	0
12-14	at New England	4	35	8.7	22	0
12-19	vs. L.A. Rams	3	71	23.6	44t	1
<b>Postseason:</b>						
1-4	at N.Y. Giants	3	48	16.0	24	0

## RICE'S 1985 GAME-BY-GAME RECEIVING

DATE	OPPONENT	NO.	YDS.	AVG.	LONG	TD
9-7	at Minnesota	4	67	16.8	23	0
9-15	vs. Atlanta	2	35	17.5	20	0
9-22	at L.A. Raiders	3	94	31.3	38	0
9-29	vs. New Orleans	0	0	0.0	0	0
10-6	at Atlanta	3	42	14.0	25t	1
10-13	vs. Chicago	3	37	12.3	17	0
10-20	at Detroit	1	3	3.0	3	0
10-27	at L.A. Rams	2	17	8.5	9	0
11-3	vs. Philadelphia	3	70	23.3	41	1
11-11	at Denver	4	67	16.8	33	0
11-17	vs. Kansas City	1	19	19.0	19	0
11-25	vs. Seattle	2	42	21.0	28	0
12-1	at Washington	0	0	0.0	0	0
12-9	vs. L.A. Rams	10	241	24.1	66t	1
12-15	at New Orleans	4	82	20.5	42	0
12-22	vs. Dallas	7	111	15.9	31	0
<b>Postseason:</b>						
12-29	at N.Y. Giants	4	45	11.3	20	0

## RICE'S CAREER RECEIVING VS. EACH OPPONENT

ENTERING 1999

OPPONENT	GAMES	REC.	YARDS	YARDS PER REC.	YARDS PER GAME	TD
Arizona	5	25	465	18.6	93.0	5
Atlanta	25	158	2481	15.7	99.2	25
Baltimore	1	6	58	9.7	58.0	1
Buffalo	4	14	158	11.3	39.5	1
Carolina	6	45	611	13.6	101.8	1
Chicago	5	24	424	17.7	84.8	7
Cincinnati	4	23	351	15.3	87.8	2
Cleveland	3	19	275	14.5	91.7	4



## Rice's Statistics (Continued)

Dallas	7	43	671	15.6	95.9	4
Denver	4	19	306	16.1	76.5	2
Detroit	9	42	559	13.3	62.1	2
Green Bay	6	37	576	15.6	96.0	7
Indianapolis	4	22	414	18.8	103.5	5
Jacksonville	0	0	0	0.0	0.0	0
Kansas City	3	13	178	13.7	59.3	2
Oakland	4	18	362	20.1	90.5	2
Miami	3	18	304	16.9	101.3	5
Minnesota	9	50	874	17.5	97.1	10
New England	5	24	409	17.0	81.8	6
New Orleans	26	129	1857	14.4	71.4	14
N.Y. Giants	8	37	550	14.9	68.8	5
N.Y. Jets	4	21	351	16.7	87.8	3
Philadelphia	6	31	490	15.8	81.7	5
Pittsburgh	4	27	278	10.3	69.5	4
St. Louis	26	142	2247	15.8	86.4	20
San Diego	3	27	465	17.2	155.0	4
Seattle	3	14	272	19.4	90.7	4
Tampa Bay	8	47	710	15.1	88.8	10
Tennessee	4	28	274	9.8	68.5	2
Washington	7	36	642	17.8	91.7	2
<b>Totals</b>	<b>206</b>	<b>1,139</b>	<b>17,612</b>	<b>15.5</b>	<b>85.5</b>	<b>164</b>

## JERRY RICE'S MILESTONE RECEPTIONS

## Receptions

1	at	Minnesota (9-8-85)
100	at	Washington (11-17-86)
200	vs.	L.A. Rams (12-27-87)
300	at	N.Y. Jets (10-29-89)
400	at	Dallas (11-11-90)
500	vs.	New Orleans (12-1-91)
509*	at	Seattle (12-8-91)
600	vs.	Tampa Bay (12-19-92)
700	vs.	Houston (12-25-93)
941#	at	Atlanta (12-24-95)
1,000	at	New Orleans (11-3-96)

## Touchdowns

1	at	Atlanta (10-6-85)
50	at	Indianapolis (9-10-89)
60**	vs.	New Orleans (11-6-89)
100	vs.	Philadelphia (11-29-92)
101***	vs.	Miami (12-6-92)
127 (122 rec.)+	vs.	L.A. Raiders (9-5-94)
150	at	Green Bay (10-14-96)
		*broke 49ers' team record
		**broke 49ers' team record
		***broke Steve Largent's NFL record
		+broke Jim Brown's NFL record
		#broke Art Monk's NFL record

## RICE'S 164 TD RECEPTIONS, BY PASSER

## Entering 1999

Steve Young.....	84	Matt Cavanaugh .....	1
Joe Montana.....	55	Mike Moroski.....	1
Jeff Kemp.....	8	Harry Sydney.....	1
Elvis Grbac.....	8	Terry Kirby.....	1
Steve Bono.....	5	Total.....	164



## RICE'S 164 TD RECEPTIONS

(Entering 1999)

### YARDAGE

90 - 99 yards .....	1
80 - 89 yards .....	4
70 - 79 yards .....	4
60 - 69 yards .....	13
50 - 59 yards .....	12
40 - 49 yards .....	15
30 - 39 yards .....	18
20 - 29 yards .....	21
10 - 19 yards .....	28
1 - 9 yards .....	48

### NFC/AFC

NFC OPPONENTS.....	117
AFC OPPONENTS.....	47

### BY QUARTERS

1st Quarter.....	38
2nd Quarter .....	57
3rd Quarter.....	32
4th Quarter .....	37

### BY HALVES

1st Half.....	95
2nd Half .....	69

### BY MONTHS

September .....	39
October.....	37
November.....	50
December .....	37
January .....	1

### GAMES WITH MULTIPLE TD RECEPTIONS

- 1 game with 5 TD receptions
- 1 game with 4 TD receptions
- 8 games with 3 TD receptions
- 28 games with 2 TD receptions

## ALL-TIME TOUCHDOWNS

Rank	Player	Touchdowns
1.	<b>JERRY RICE</b>	<b>175*</b> (10-164-1)
2.	Marcus Allen	145 (123-21-1)
3.	<b>Emmitt Smith</b>	<b>134</b> (125-9-0)
4.	Jim Brown	126 (106-20-0)
5.	Walter Payton	125 (110-15-0)
6.	John Riggins	116 (104-12-0)
7.	Lenny Moore	113 (63-48-2)
8.	<b>Barry Sanders</b>	<b>109</b> (99-10-0)
9.	Don Hutson	105 (3-99-3)
10.	<b>Cris Carter</b>	<b>102</b> (0-101-1)

**Bold** indicates active player

\* Includes fumble recovery

## CONSECUTIVE GAMES WITH A RECEPTION

1.	<b>JERRY RICE</b> .....	<b>193</b>
2.	Art Monk.....	183
3.	Steve Largent.....	177
4.	Ozzie Newsome .....	150
5.	Keith Byars .....	130
6.	Harold Carmichael.....	127
7.	Mel Gray.....	121
8.	<b>Michael Irvin</b> .....	<b>117</b>
9.	<b>Cris Carter</b> .....	<b>111</b>
10.	Eric Martin.....	107
	<b>Herman Moore</b> .....	<b>107</b>



## ALL-TIME NFL TOUCHDOWN RECEIVING LEADERS

Rank	Receiver	Touchdowns
1.	<b>JERRY RICE</b>	<b>164</b>
2.	<b>Cris Carter</b>	<b>101</b>
3.	Steve Largent	100
4.	Don Hutson	99
5.	Don Maynard	88
6.	Lance Alworth	85
	Paul Warfield	85
8.	<b>Andre Reed</b>	<b>85</b>
9.	Mark Clayton	84
	Tommy McDonald	84

## ALL-TIME NFL PASS RECEPTIONS LEADERS

Rank	Receiver	Receptions
1.	<b>JERRY RICE</b>	<b>1,139</b>
2.	Art Monk	940
3.	<b>Andre Reed</b>	<b>889</b>
4.	<b>Cris Carter</b>	<b>834</b>
5.	Steve Largent	819
6.	Henry Ellard	814
7.	Irving Fryar	784
8.	James Lofton	764
9.	Charlie Joiner	750
10.	<b>Michael Irvin</b>	<b>740</b>

## ALL-TIME NFL RECEIVING YARDAGE LEADERS

Rank	Receiver	Yardage
1.	<b>JERRY RICE</b>	<b>17,612</b>
2.	James Lofton	14,004
3.	Henry Ellard	13,777
4.	Steve Largent	13,089
5.	Art Monk	12,721
6.	<b>Andre Reed</b>	<b>12,559</b>
7.	Charlie Joiner	12,146
8.	Irving Fryar	11,983
9.	Don Maynard	11,834
10.	<b>Michael Irvin</b>	<b>11,737</b>

**Bold** indicates active player

## ALL-TIME NFL YARDS FROM SCRIMMAGE LEADERS

RANK	RECEIVER	RUSHING	RECEIVING	TOTAL
1.	Walter Payton	16,726	4,538	21,264
2.	<b>JERRY RICE</b>	<b>614</b>	<b>17,612</b>	<b>18,226</b>
3.	<b>Barry Sanders</b>	<b>15,269</b>	<b>2,921</b>	<b>18,190</b>
4.	Marcus Allen	12,243	5,411	17,654
5.	Tony Dorsett	12,739	3,554	16,293
6.	<b>Thurman Thomas</b>	<b>11,786</b>	<b>4,304</b>	<b>16,090</b>
7.	Eric Dickerson	13,259	2,137	15,396
8.	<b>Emmitt Smith</b>	<b>12,566</b>	<b>2,609</b>	<b>15,175</b>
9.	Jim Brown	12,312	2,499	14,811
10.	Franco Harris	12,120	2,287	14,407

**Bold** indicates active player



## MOST GAMES, 100-OR-MORE YARDS PASS RECEIVING

CAREER			
RANK	NO.	PLAYER	TEAM
1.	64	<b>JERRY RICE</b>	<b>SAN FRANCISCO</b>
2.	50	Don Maynard	N.Y. Giants, N.Y. Jets, St. Louis
3.	46	<b>Michael Irvin</b>	<b>Dallas</b>
4.	43	James Lofton	Green Bay, L.A. Raiders, Buffalo, Philadelphia, L.A. Rams
5.	41	Lance Alworth	San Diego, Dallas
6.	40	Steve Largent	Seattle

## JERRY RICE—TOUCHDOWN CHRONOLOGY

NO.	DATE	OPPONENT	(RECEIVING)		QTR.	DWN/YDS	PASSER
			YDS.	TDS.			
1	10/6/85	at Atlanta Falcons	25		4th	1/10	Montana
2	11/3/85	PHILADELPHIA EAGLES	14		2nd	1/10	Cavanaugh
3	12/9/85	LOS ANGELES RAMS	66		3rd	1/10	Montana
4	9/14/86	at Los Angeles Rams	66		3rd	2/11	Kemp
5	9/28/86	at Miami Dolphins	18		1st	3/3	Kemp
6			50		2nd	2/2	Kemp
7	10/5/86	INDIANAPOLIS COLTS	45		3rd	2/6	Kemp
8			16		3rd	2/4	Kemp
9			58		4th	1/10	Kemp
10	10/12/86	MINNESOTA VIKINGS	34		2nd	2/9	Kemp
11			17		3rd	2/10	Kemp
12	10/26/86	at Green Bay Packers	7		2nd	2/4	Moroski
13	11/9/86	ST. LOUIS CARDINALS	45		1st	2/7	Montana
14			40		2nd	1/10	Montana
15			44		3rd	1/10	Montana
16	11/23/86	ATLANTA FALCONS	2		1st	3/1	Montana
17	12/1/86	NEW YORK GIANTS	11		2nd	2/4	Montana
18	12/19/86	LOS ANGELES RAMS	44		1st	1/10	Montana
19	9/13/87	at Pittsburgh Steelers	3		4th	2/Goal	Montana
20	9/20/87	at Cincinnati Bengals	34		3rd	1/10	Montana
21			25		4th	1/10	Montana
22	10/25/87	at New Orleans Saints	8		1st	3/4	Montana
23	11/1/87	at Los Angeles Rams	51		4th	1/10	Montana
24	11/8/87	HOUSTON OILERS	1		2nd	1/Goal	Montana
25	11/15/87	NEW ORLEANS SAINTS	46		1st	2/5	Young
26			50		3rd	1/10	Sydney
27	11/22/87	at Tampa Bay Buccaneers	21		1st	3/8	Montana
28			42		2nd	2/9	Montana
29			3		4th	3/Goal	Montana
30	11/29/87	CLEVELAND BROWNS	2		1st	3/1	Montana
31			30		2nd	3/19	Montana
32			29		4th	1/10	Montana
33	12/6/87	at Green Bay Packers	57		4th	3/5	Montana
34	12/14/87	CHICAGO BEARS	1		1st	2/Goal	Young
35			16		3rd	2/11	Young
36			2		4th	3/1	Young
37	12/20/87	ATLANTA FALCONS	20		3rd	2/5	Young
38			1		4th	3/Goal	Young
39	12/27/87	LOS ANGELES RAMS	22		1st	1/10	Young
40			50		2nd	1/10	Young
41	9/11/88	at New York Giants	78		4th	3/10	Montana
42	9/25/88	at Seattle Seahawks	1		1st	3/Goal	Montana
43			69		3rd	3/3	Montana
44			60		3rd	1/10	Montana
45	10/24/88	at Chicago Bears	23		1st	2/10	Montana



## Rice's Statistics (Continued)

NO.	DATE	OPPONENT	YDS.	QTR.	DWN/YDS	PASSER
46	11/21/88	WASHINGTON REDSKINS	80	4th	3/7	Montana
47	11/27/88	at San Diego Chargers	96	1st	1/10	Montana
48			41	3rd	3/5	Montana
49	12/4/88	at Atlanta Falcons	20	2nd	2/10	Montana
50	9/10/89	at Indianapolis Colts	58	4th	3/7	Montana
51	9/17/89	at Tampa Bay Buccaneers	2	4th	1/Goal	Montana
52	9/24/89	at Philadelphia Eagles	68	1st	3/9	Montana
53			33	4th	3/4	Montana
54	10/8/89	at New Orleans Saints	60	3rd	2/1	Montana
55	10/15/89	at Dallas Cowboys	8	4th	3/Goal	Young
56	10/22/89	NEW ENGLAND PATRIOTS	3	2nd	3/Goal	Montana
57			50	3rd	3/6	Young
58	10/29/89	at New York Jets	45	2nd	2/1	Bono
59	11/6/89	NEW ORLEANS SAINTS	32	1st	2/8	Montana
60			2	2nd	1/Goal	Montana
61	11/12/89	ATLANTA FALCONS	39	2nd	2/4	Montana
62			11	3rd	1/10	Montana
63	11/19/89	GREEN BAY PACKERS	9	2nd	2/Goal	Montana
64	11/27/89	NEW YORK GIANTS	4	1st	1/Goal	Montana
65	12/17/89	BUFFALO BILLS	8	4th	1/Goal	Young
66	12/24/89	CHICAGO BEARS	29	1st	2/18	Montana
67	9/16/90	WASHINGTON REDSKINS	12	2nd	2/9	Montana
68	9/23/90	ATLANTA FALCONS	35	3rd	2/9	Montana
69	10/7/90	at Houston Oilers	6	2nd	2/Goal	Montana
70	10/14/90	at Atlanta Falcons	24	1st	2/7	Montana
71			25	1st	3/9	Montana
72			19	2nd	2/6	Montana
73			13	3rd	1/10	Montana
74			15	4th	2/15	Montana
75	10/28/90	CLEVELAND BROWNS	14	2nd	2/11	Montana
76	11/4/90	at Green Bay Packers	64	4th	3/5	Montana
77	11/11/90	at Dallas Cowboys	7	2nd	3/5	Montana
78	12/17/90	at Los Angeles Rams	60	2nd	1/10	Montana
79	12/30/90	at Minnesota Vikings	14	4th	1/10	Young
80	9/2/91	at New York Giants	73	1st	3/9	Young
81	9/8/91	SAN DIEGO CHARGERS	32	2nd	1/10	Young
82			70	3rd	3/1	Young
83	9/15/91	at Minnesota Vikings	15	1st	1/10	Young
84			21	4th	1/10	Young
85	9/22/91	LOS ANGELES RAMS	62	4th	3/3	Young
86	10/13/91	ATLANTA FALCONS	57	3rd	3/10	Young
87	10/20/91	DETROIT LIONS	2	3rd	1/Goal	Young
88	12/1/91	NEW ORLEANS SAINTS	47	4th	1/10	Bono
89	12/8/91	at Seattle Seahawks	9	3rd	2/7	Bono
90	12/14/91	KANSAS CITY CHIEFS	1	1st	1/Goal	Bono
91			20	3rd	3/8	Bono
92	12/23/91	CHICAGO BEARS	3	2nd	2/Goal	Young
93			69	2nd	1/10	Young
94	9/20/92	at New York Jets	5	1st	2/Goal	Young
95	10/11/92	at New England Patriots	32	2nd	1/10	Young
96	10/18/92	ATLANTA FALCONS	80	1st	1/10	Young
97			40	2nd	2/10	Young
98	11/9/92	at Atlanta Falcons	19	4th	2/8	Young
99	11/22/92	at Los Angeles Rams	42	4th	2/8	Young
100	11/29/92	PHILADELPHIA EAGLES	22	1st	2/7	Young
101	12/6/92	MIAMI DOLPHINS	12	4th	3/12	Young
102	12/19/92	TAMPA BAY BUCCANEERS	32	3rd	1/10	Young
103			30	4th	1/10	Young
104	9/5/93	at Pittsburgh Steelers	5	1st	3/5	Young



NO.	DATE	OPPONENT	YDS.	QTR.	DWN/YDS	PASSER
105			6	2nd	2/6	Young
106	10/3/93	MINNESOTA VIKINGS	39	1st	3/5	Young
107	10/24/93	PHOENIX CARDINALS	8	2nd	2/Goal	Young
108			7	4th	3/4	Young
109	11/14/93	at Tampa Bay Buccaneers	12	1st	1/10	Young
110			51	2nd	2/3	Young
111			9	2nd	2/4	Young
112			26	3rd	2/10	Young
113	11/22/93	NEW ORLEANS SAINTS	11	2nd	2/8	Young
114			14	3rd	2/6	Young
115	11/28/93	at Los Angeles Rams	39	2nd	2/24	Young
116			7	4th	3/7	Young
117	12/19/93	at Detroit Lions	80	2nd	1/10	Young
118	1/3/94	PHILADELPHIA EAGLES	3	2nd	1/Goal	Young
119	9/5/94	LOS ANGELES RAIDERS	69	1st	1/10	Young
120			38	4th	1/10	Young
121	9/18/94	at Los Angeles Rams	1	4th	1/goal	Young
122	9/25/94	NEW ORLEANS SAINTS	28	2nd	3/5	Young
123			6	3rd	3/goal	Young
124	10/16/94	at Atlanta Falcons	1	2nd	4/goal	Young
125	11/13/94	DALLAS COWBOYS	57	3rd	1/10	Young
126	11/20/94	LOS ANGELES RAMS	7	1st	2/goal	Young
127			6	2nd	2/goal	Young
128			18	4th	2/6	Young
129	12/4/94	ATLANTA FALCONS	9	4th	1/goal	Young
130	12/17/94	DENVER BRONCOS	23	1st	1/10	Young
131	12/26/94	at Minnesota Vikings	6	2nd	3/6	Young
132	9/3/95	at New Orleans Saints	50	2nd	2/8	Young
133	9/10/95	ATLANTA FALCONS	18	1st	1/10	Young
134			29	4th	4/1	Young
135	9/17/95	NEW ENGLAND PATRIOTS	21	2nd	2/3	Young
136			16	3rd	2/5	Young
137	10/1/95	NEW YORK GIANTS	16	2nd	3/4	Young
138	10/15/95	at Indianapolis Colts	5	2nd	3/goal	Young
139	10/22/95	at St. Louis Rams	4	2nd	2/goal	Grbac
140	11/12/95	at Dallas Cowboys	81	1st	2/7	Grbac
141	11/20/95	at Miami Dolphins	47	2nd	2/7	Grbac
142			46	3rd	1/10	Grbac
143	11/26/95	ST. LOUIS RAMS	2	3rd	1/goal	Young
144	12/18/95	MINNESOTA VIKINGS	8	1st	3/goal	Young
145			46	1st	1/10	Young
146			31	2nd	3/20	Young
147	9/29/96	ATLANTA FALCONS	24	2nd	2/1	Kirby
148	10/6/96	at St. Louis Rams	31	4th	3/10	Grbac
149	10/14/96	at Green Bay Packers	7	2nd	3/7	Grbac
150			13	2nd	2/5	Grbac
151	11/3/96	at New Orleans Saints	36	2nd	1/10	Young
152	11/17/96	BALTIMORE RAVENS	34	2nd	1/10	Grbac
153	12/8/96	CAROLINA PANTHERS	5	4th	2/5	Young
154	12/15/96	at Pittsburgh Steelers	4	1st	2/4	Young
155	12/15/97	DENVER BRONCOS	14	2nd	2/6	Young
156	9/6/98	NEW YORK JETS	14	3rd	4/1	Young
157	9/27/98	ATLANTA FALCONS	66	1st	1/10	Young
158			26	2nd	1/10	Young
159	10/25/98	at St. Louis Rams	12	1st	1/10	Young
160	11/1/98	at Green Bay Packers	12	1st	2/7	Young
161	11/15/98	at Atlanta Falcons	65	4th	2/5	Young
162	11/22/98	NEW ORLEANS SAINTS	8	3rd	3/8	Young
163	12/20/98	at New England Patriots	75	2nd	2/9	Young
164	12/27/98	ST. LOUIS RAMS	4	2nd	1/4	Young



## RICE'S REGULAR SEASON NFL RECORDS

(As Listed in 1999 Record and Fact Book)

Most Receptions, Career	1,139
Most Receiving Yards, Career	17,612
Most Receiving Yards, Season	1,848
Most Touchdowns, Career	175
Most Touchdown Receptions, Career	164
Most Touchdown Receptions, Season	22
Most 1,000-yard Receiving Seasons	12
Most 100-yard Receiving Games	64
Most Consecutive Games with Reception	193
Most Consecutive Games with Touchdown	13
Most Seasons with 50 Receptions	12
Most Seasons with 100 Receptions	4

## RICE'S POSTSEASON RECORDS

Most Receptions, Career	124
Most Receiving Yards, Career	1,811
Most 100-yard Receiving Games	7
Most Touchdown Receptions, Career	19
*Consecutive 100-yard Receiving Games	3
Consecutive Games with Reception	23

\*Shared with Tom Fears

## RICE'S SUPER BOWL RECORDS

Most Receptions, Career	28
*Most Receptions, Game	11
Most Receiving Yards, Career	512
Most Receiving Yards, Game	215
Most Receiving Touchdowns, Career	7
Most Receiving Touchdowns, Game	3
Most Touchdowns, Career	7
**Most Touchdowns, Game	3
Most Points, Career	42
Most Points, Game	18

\*Shared with Dan Ross

\*\*Shared with three others

## JERRY RICE—TOUCHDOWN CHRONOLOGY

(RUSHING)

NO.	DATE	OPPONENT	YDS.	QTR.	DWN/YDS
1	12/22/85	DALLAS COWBOYS	15	3rd	3/3
2	12/1/86	NEW YORK GIANTS	1	2nd	3/Goal
3	12/20/87	ATLANTA FALCONS	5	2nd	3/4
4	10/2/88	DETROIT LIONS	11	2nd	3/4
5	10/18/92	ATLANTA FALCONS	26	3rd	2/10
6	9/19/93	ATLANTA FALCONS	43	4th	1/10
7	9/5/94	L.A. RAIDERS	23	4th	1/10
8	11/16/94	@ Washington Redskins	28	4th	1/109
9	10/22/95	@ St. Louis Rams	20	3rd	1/10
10	9/1/96	vs. New Orleans Saints	2	1st	1/2
(Fumble Returns)					
1.	12/24/95	@ Atlanta Falcons	0	1st	1/goal



# WADE RICHEY

LSU

7



- ◆ Ht: 6-4, Wt: 200, Born: 5-19-76
- ◆ 2nd Year (FA in '98)
- ◆ Games/Starts: 1998-16/0; Career-16/0
- ◆ Signed through 2000

KICKER

**CAREER:** Wade Richey emerged as a clutch kicker in his first season with the 49ers...Successful on 3-of-3 game-winning field goal efforts... Possesses powerful leg strength...Placed 48.9% of kickoffs into end zone and 30% were touchbacks...Finished second in the NFC and third in the NFL with 27 touchbacks in '98

**ACQUIRED:** Claimed off waivers by 49ers (8-26-98)...Originally signed by Seattle (4-29-98) as rookie free agent, but released during preseason.

**1998:** Connected on 49-of-51 (.960) PATs and 18-of-27 (.667) field goals during rookie season...Appeared in 16 regular season games and two postseason games after being claimed from Seattle...**TEAM LEADER** in scoring with 103 points...Ranked second in NFC and third in NFL with 27 touchbacks...Was perfect 6-of-6 PATs and made only field goal attempt (22) at Washington (9-14)...Connected on 3-of-4 field goal attempts, including 43-yard effort, and put five kickoffs into end zone at New Orleans (10-11)...Connected on 2-of-3 field goals, including 24-yard game-winning kick with five seconds left, vs. Indianapolis (10-18)...Hit 4-of-4 PATs and put all five kickoffs into end zone at St. Louis (10-25)...Hit **CAREER-HIGH** 46-yard field goal for second game-winning kick of year, vs. Carolina (11-8)...Made 2-of-2 field goals and put five kickoffs into end zone at Atlanta (11-15)...Nailed 45-yard field goal vs. New Orleans (11-22)...Connected on only field goal attempt of day at Carolina (12-6)...23-yard effort was third game-winning kick of season and second against Panthers...Connected on 5-of-5 PATs vs. Detroit (12-14)...Closed regular season making 3-of-3 field goals vs. St. Louis (12-27)...Was perfect vs. Green Bay (1-3) in NFC Wild Card Game...Connected on 3-of-3 field goals, including postseason **CAREER-HIGH** and **TEAM RECORD** 48-yard effort...Kick broke Mike Cofer's 47-yard mark set 1-12-91...Named **NFC SPECIAL TEAMS PLAYER-OF-THE-WEEK** for performance vs. Packers...Connected on only field goal attempt (36) at Atlanta (1-9) in NFC Divisional Playoff Game.

**COLLEGE:** Four-year performer at Louisiana State...Was 33-of-34 on PATs and 3-of-10 on field goals senior season...Finished career converting 77-of-79 on PATs overall and 8-of-25 field goals...Hit career-long field goal of 54 yards against Kentucky, longest field goal in LSU history.

**PERSONAL:** Born Wade Edward Richey (5-19-76) in Lafayette, LA...Prepped at Carencro High School...Earned All-America honors by *Parade* and *USA Today* and first-team All-State Class 5A as senior...Single...Resides in Lafayette, Louisiana.

## RICHEY'S NFL STATISTICS

YEAR	G/S	PAT	PAT ATT	FG	FG ATT	LONG	POINTS
1998	16	49	51	18	27	46	103
Career	16	49	51	18	27	46	103

OTHER STATS: SPECIAL TEAMS TACKLES - 1998 (3)

## RICHEY'S CAREER HIGHS

- PAT'S - 6 at Washington (10-11-98)
- PAT ATT - 6 at Washington (10-11-98)
- FG'S - 3 (two times) Last: vs. St. Louis (12-27-98)
- FG ATT - 4 at New Orleans (10-11-98)
- LONG FG - 46 vs. Carolina (11-8-98)
- POINTS - 12 vs. St. Louis (12-27-98)



# DAVID RICHIE

WASHINGTON

93



- ◆ Ht: 6-4, Wt: 280, Born: 9-26-73
- ◆ 3rd Year (FA in '98)
- ◆ Games/Starts: 1998-8/0; Career-10/0
- ◆ Signed through 2000

**DEFENSIVE TACKLE**

**CAREER:** David Richie gives added depth and versatility to 49ers defensive front...Quick and aggressive...Has played defensive end and defensive tackle.

**ACQUIRED:** Obtained in trade with Denver (8-25-98)...Waived by 49ers (11-7-98)...Re-signed (12-2)...Originally signed by Denver as rookie free agent in 1997.

**1998:** Appeared in eight games on special teams and as reserve defensive lineman...Finished with two tackles...Played on special teams and subbed at defensive tackle vs. N.Y. Jets (9-6) and at Washington (9-14)...Played on special teams and returned kickoff for zero yards vs. Atlanta (9-27)...Subbed at defensive end and played special teams at Buffalo (10-4)...Returned kickoff 11 yards vs. Bills...Played from scrimmage and on special teams Weeks 6-9...Released (11-7) and re-signed (12-2)...Credited with solo tackle and played on special teams at Carolina (12-6)...Recorded special teams tackle vs. St. Louis (12-27)...Played from scrimmage and on special teams in NFC Wild Card Game vs. Green Bay (1-3)...Inactive in NFC Divisional Playoff Game at Atlanta (1-9).

**1997:** (With Denver) Appeared in two games as reserve defensive tackle...Made first appearance vs. Carolina (11-9) and recorded shared sack...Inactive for postseason.

**COLLEGE:** Four-year letter winner and two-year starter at Washington...Recorded 117 tackles (72 solo) and 13 sacks during career...Also credited with 28 career tackles for loss...Earned second-team All-Pac 10 honors as senior...Selected to East-West Shrine Bowl following senior season...Husky teams played in Rose, Sun and Holiday Bowls during career.

**PERSONAL:** Born David Richie (9-26-73) in Orange, CA...Prepped at Kelso (WA) High and earned Southwest Washington Defensive Player-of-The-Year honors as senior...Recorded 112 tackles as senior...Also lettered in baseball and track, finishing third in long jump at state finals...Married, David and wife, Robyn, have son, Jackson David (12-15-97)...Family resides in Kelso, WA.

## RICHIE'S NFL STATISTICS

YEAR	G/S	TACKLES				PASS					
		TOT	SOLO	AST.	SACKS	YDS.	DEF.	INT.	YDS.	FC	FR
<i>DENVER</i>											
1997	2/0	1	0	1	0.5	2	0	0	0	0	0
<b>Totals</b>	<b>2/0</b>	<b>1</b>	<b>0</b>	<b>1</b>	<b>0.5</b>	<b>2</b>	<b>0</b>	<b>0</b>	<b>0</b>	<b>0</b>	<b>0</b>
<i>SAN FRANCISCO</i>											
1998	8/0	1	1	0	0	0	0	0	0	0	0
<b>Totals</b>	<b>8/0</b>	<b>1</b>	<b>1</b>	<b>0</b>	<b>0</b>	<b>0</b>	<b>0</b>	<b>0</b>	<b>0</b>	<b>0</b>	<b>0</b>
<b>Career</b>	<b>10/0</b>	<b>2</b>	<b>1</b>	<b>1</b>	<b>0.5</b>	<b>2</b>	<b>0</b>	<b>0</b>	<b>0</b>	<b>0</b>	<b>0</b>

**OTHER STATS: REGULAR SEASON SPECIAL TEAMS TACKLES - 1998 (1); KICKOFF RETURNS- 1998 (2 for 11yds)**

## RICHIE'S CAREER HIGHS

**TOTAL TACKLES - 1** (two times) Last: at Carolina (12-27-98)  
**SOLO - 1** at Carolina (12-27-98)  
**ASSISTS - 1** vs. Carolina (11-9-97)  
**SACKS - 0.5** vs. Carolina (11-9-97)



ANGEL

RUBIO

S.E. MISSOURI STATE

91



- ◆ Ht: 6-2, Wt: 298, Born: 4-12-75
- ◆ 1st Year (FA in '99)
- ◆ Games/Starts: 1998-0/0; Career-0/0
- ◆ Signed through 2001

DEFENSIVE TACKLE

**CAREER:** Physical, first-year player will add depth to interior of defensive line...Possesses excellent strength and quickness.

**ACQUIRED:** Signed by 49ers as free agent (1-27-99)...Originally drafted by Pittsburgh in seventh round (No. 221 overall) of 1998 NFL draft...Traded to San Francisco (by Pittsburgh) for past considerations (8-24-98).

**1998:** Opened season on 49ers roster, but did not play Week 1 and was inactive Week 2...Waived (9-22-98)...Claimed by Cincinnati (9-23-98) and waived (9-30-98)...Re-signed by 49ers to practice squad (10-1-98).

**COLLEGE:** Named Ohio Valley Conference defensive MVP in 1997...Recorded 114 tackles (62 solo) and seven sacks as senior...Also added 19 tackles for loss in final campaign...Named second-team Ohio Valley Conference as junior after recording 103 tackles and seven sacks...Also recorded one interception, one pass defended, one blocked kick and two forced fumbles as junior...Medical redshirt in 1995 after knee injury...Earned second-team all-OVC as sophomore after posting 86 tackles, 3.5 sacks and two fumble recoveries...Recorded 22 tackles and three sacks as freshman.

**PERSONAL:** Born (4-12-75) in Los Angeles, CA...Prepped at Ceres High in Modesto, CA...Earned all-district, all-league and all-area honors as senior...Three-year starter on varsity as defensive tackle...Single...Resides in San Jose, CA.

CHRIS

RUHMAN

TEXAS A&amp;M

78



- ◆ Ht: 6-5, Wt: 321, Born: 12-19-74
- ◆ 2nd Year (D-3 in '98)
- ◆ Games/Starts: 1998-6/0; Career-6/0
- ◆ Signed through 2000

TACKLE

**CAREER:** Physical, second-year player will compete for starting right tackle position...Athletic and versatile, Ruhman saw time at right and left tackle during initial season with 49ers...Developed reputation as outstanding run blocker in college.

**ACQUIRED:** Drafted by 49ers in third round of 1998 draft (No. 89 overall).

**1998:** Saw action in six games at right and left tackle...Replaced Derrick Deese (stomach) at right tackle in second half vs. N.Y. Jets (9-6)...Subbed at right tackle vs. Washington (9-14)...Replaced Derrick Deese (elbow) at right tackle and Dave Fiore (knee) at left tackle vs. Atlanta (9-27)...Did not play at Buffalo (10-4)...Subbed at left tackle at New Orleans (10-11)...Replaced Derrick Deese (right leg bruise) vs. Indianapolis (10-18)...Played from scrimmage and on special teams at St. Louis (10-25)...Inactive Weeks 9-17 and postseason.

**COLLEGE:** Three-year starter at left tackle for Texas A&M... Finished career with 38 starts at tackle...Started nine games at left tackle as senior...Had string of 31 consecutive starts snapped after injuring knee...As junior, started all 12 games at left tackle for team that averaged more than



400 yards of total offense....Started all 12 games at left tackle as sophomore...Helped Aggies average 376 yards of total offense, including more than 200 yards passing...Split time at right tackle, making five starts as redshirt freshman...Redshirted in 1993 after injuring shoulder two games into season...Agricultural development major.

**PERSONAL:** Christopher Aamon Ruhman was born (12-19-74) in Houston, TX...Prepped at Nimitz High in Houston, TX...Unanimous Texas Top-100 selection...Earned second-team Class 5A all-state honors as senior...Drafted by 49ers while slow dancing at friend's wedding in Houston...Felt cell phone ring in his breast pocket and answered it...Music stopped when he took call...Married, Sondra...Couple resides in Santa Clara, CA.

## RUHMAN'S NFL STATISTICS

REGULAR SEASON GAMES/STARTS - 1998 (6/0) POSTSEASON  
GAMES/STARTS - 1998 (0/0)

PLAYERS

LANCE

SCHULTERS

HOFSTRA

30



- ◆ Ht: 6-2, Wt: 195, Born: 5-27-75
- ◆ 2nd Year (D-4 in '98)
- ◆ Games/Starts: 1998-15/0; Career-15/0
- ◆ Signed through 2000

**SAFETY**

**CAREER:** Lance Schulters is an aggressive safety, who shows excellent around-the-ball skills...Developed reputation as big hitter in college...Excellent in run support and improving pass defender.

**ACQUIRED:** Drafted by 49ers in fourth round (No. 119 overall) of 1998 NFL Draft.

**1998:** Played in 15 games and finished with 25 tackles as backup strong safety...Also tied for **TEAM-LEAD** (Jeff Posey) with 17 tackles on special teams...Posted 19 tackles on defense during last three games of regular season...Inactive vs. Atlanta (9-27) due to left quad injury...Made two solo tackles on defense and two more on special teams against Carolina (11-8)...Registered season-high seven tackles and two more on special teams against Detroit (12-14)...Filled in for injured Tim McDonald (ribs) and recorded seven tackles, including season-high five solo, and one quarterback pressure at New England (12-20)...Posted five tackles in regular season finale vs. St. Louis (12-27)...Played on special teams in both postseason games.

**COLLEGE:** Was first-team All-America selection by Walter Camp Foundation and Sports Network and second-team by Associated Press after recording team-high 145 tackles (106 solo), four interceptions and eight pass deflections as senior...Was second in Buck Buchanan award, given to top I-AA defensive player...Was first-team All-Independent I-AA and third team All-America selection by *Football Gazette* as junior...Sociology major...Transferred to Hofstra after starting two years at Nassau Community College in Garden City, NY.

**PERSONAL:** Lance A. Schulters was born (5-27-75) in Guyana...Prepped at Canarsie High in Brooklyn, NY...Team MVP as senior...Played defensive back, running back, wide receiver and backup quarterback...Earned first team all-conference as senior...Scored four touchdowns, including 60-yard interception return and 97-yard run against Curtis High...Has three brothers and one sister...Brother, Duane, was starting running back at Pitt (1996-97)...First Hofstra player to be drafted since DT Tony Garay was selected in eighth-round by Los Angeles Rams in 1971...Married (Sherrice)...Couple resides in Brooklyn, NY with daughters Unique (6-29-96) and Kayanna (2-1-93).



## SCHULTERS' NFL STATISTICS

YEAR	G/S	TACKLES				PASS								
		TOT.	SOLOS	AST.	SACKS	YDS.	DEF.	INT.	YDS.	TD	FC	FR	YDS.	TD
1998	15/0	25	14	11	0	0	0	0	0	0	0	0	0	0
Career	15/0	25	14	11	0	0	0	0	0	0	0	0	0	
Postseason														
1998	2/0	0	0	0	0	0	0	0	0	0	0	0	0	
Career	2/0	0	0	0	0	0	0	0	0	0	0	0	0	

OTHER STATS: (REGULAR SEASON) SPECIAL TEAMS TACKLES - 1998 (17)

## SCHULTERS' CAREER HIGHS

**TOTAL TACKLES** - 7 (two times) Last: at New England (12-20-98)

**SOLO** - 5 at New England (12-20-98)

**ASSISTS** - 4 vs. Detroit (12-14-98)

# STEVE

# STENSTROM

STANFORD

# 11



- ◆ Ht: 6-2, Wt: 206, Born: 12-23-71
- ◆ 5th Year (FA in '99)
- ◆ Games/Starts: 1998-7/7; Career-11/7
- ◆ Signed through 2001

## QUARTERBACK

**CAREER:** Steve Stenstrom was signed to add veteran depth to the 49ers quarterback position...Made seven starts in 1998 for Chicago...Has excellent mobility and throws with accuracy...Played first four seasons with Chicago.

**ACQUIRED:** Signed by 49ers as free agent (7-1-99)...Originally selected by Kansas City in fourth round (No. 134 overall) of 1995 draft...Waived by Chiefs (9-12-95)...Signed by Chicago (9-13-95).

**1998:** (With Chicago) Played and started in **CAREER-HIGH** seven games...Finished season completing 112-of-196 passes for 1,252 yards and four touchdowns, all **CAREER-HIGHS**...Did not play Weeks 1-8...Made first career start and completed 15-of-25 passes for 154 yards and one touchdown vs. St. Louis (11-8)...Completed 13-of-25 passes for 159 yards at Detroit (11-15)...Left game temporarily with left shoulder sprain vs. Lions...Started and completed 7-of-18 passes for 109 yards and rushed five times for 18 yards at Atlanta (11-22)...Completed **CAREER-HIGH** 25-of-42 passes for **CAREER-HIGH** 303 yards at Minnesota (12-6)...Also rushed four times for 15 yards and first career touchdown vs. Vikings...Started and completed 16-of-28 passes for 126 yards and rushed four times for 14 yards and one touchdown at Green Bay (12-13)...Threw for 202 yards and one touchdown in 24-3 victory against Baltimore (12-20)...Closed season completing 17-of-30 passes for 199 yards and one touchdown vs. Green Bay (12-27).

**1997:** (With Chicago) Appeared in three games...Designated third quarterback Weeks 1-6 and Weeks 14-16...Designated second quarterback Weeks 7-13...Replaced Erik Kramer in fourth-quarter and completed four-of-five passes for 50 yards and one interception vs. Washington (11-2)...Replaced injured Erik Kramer for two series in second quarter vs. N.Y. Jets (11-16)...Subbed and completed three-of-four passes for 19 yards at Detroit (11-27).

**1996:** (With Chicago) Opened season as emergency quarterback Weeks 1-4...Saw first NFL action vs. Green Bay (10-6)...Completed three-of-four passes for 37 yards vs. Packers...Placed on injured reserve (10-9) after suffering broken bone in ankle during Packers game.

**1995:** (With Chicago) Signed by Chicago (9-13) after release from Kansas City (9-12)...Added to Bears 53-player roster (9-25) and designated third quarterback Weeks 5-16.



**COLLEGE:** Enjoyed record-setting four-year career at Stanford...Completed 833-of-1,320 passes for 10,531 yards and 72 touchdowns...Started 39-of-41 games he played in...Rewrote school and Pac-10 record books, breaking or tying 11 Stanford records and seven conference records...72 career touchdowns rank second in school and conference history, trailing John Elway's total of 77...Recorded 19 career 300-yard passing games and eclipsed 400-yard mark four times...Majorred in public policy.

**PERSONAL:** Born Steven Stenstrom (12-23-71) in El Toro, CA...Prepped at El Toro High...Earned all-league and all-state honors after completing 79-of-117 passes for 2,175 yards and 25 touchdowns as senior...Helped lead team to 12-2 record during final campaign...Wife, Lori, claimed NCAA Championship in breaststroke as member of Stanford swim team...Couple has one daughter, Brooke, and reside in San Diego, CA.

## STENSTROM'S NFL STATISTICS

YEAR	G/S	ATT.	COMP.	PASSING		TD	INT.	LONG	QB RATING
				YDS.	PCT.				
<i>CHICAGO</i>									
1995	0/0	0	0	0	0.0	0	0	0	0.0
1996	1/0	4	3	37	75.0	0	0	28	103.1
1997	3/0	14	8	70	57.1	0	2	18	31.0
1998	7/7	196	112	1,252	57.1	4	6	48	70.4
<b>Career</b>	<b>11/7</b>	<b>214</b>	<b>123</b>	<b>1,359</b>	<b>57.5</b>	<b>4</b>	<b>8</b>	<b>48</b>	<b>67.1</b>

**OTHER STATS:** RUSHING - 1997 (1 for 6 yards), 1998 (18 for 79 yards, 2 TDs)

## SCORING SUMMARY

San Francisco has maintained the most explosive offense in the NFL over the last seven seasons. The 49ers have averaged 27.8 points per game since 1992. They have scored 3,118 points during the six-year stretch to top second ranked Green Bay (2,688) by 430 points. San Francisco has not scored less than 350 points in a season since strike-shortened 1982.

## YAC ATTACK

Jerry Rice was the team leader with 475 yards after the catch last season. He averaged 29.7 yards per game. Rice scored five catch-and-run touchdowns in 1998.

### YARDS AFTER THE CATCH IN 1998

1. Jerry Rice	475	5 TDs
2. Garrison Hearst	464	2 TDs
3. Terrell Owens	407	8 TDs
4. J.J. Stokes	180	3 TDs
5. Marc Edwards	149	2 TDs



J.J.

## STOKES

UCLA

83



- ♦ Ht: 6-4, Wt: 217, Born: 10-6-72
- ♦ 5th Year (D-1 in '95)
- ♦ Games/Starts: 1998-16/11; Career-50/34
- ♦ Signed through 2005

## WIDE RECEIVER

**CAREER:** Over the last two seasons, J.J. Stokes has averaged 60.5 receptions for 751.5 yards and six touchdowns...With Jerry Rice sidelined for most of the 1997 season, Stokes developed into the pass receiving threat the 49ers hoped he would be when they selected him in the first-round of the 1995 NFL Draft...Posted **CAREER-HIGHS** in receptions, receiving yards and touchdowns in 1998...Has displayed big game skills, averaging 6.3 receptions for 80.5 yards during the last four postseason games...Became the first 49ers receiver selected in the first round of the NFL Draft since Jerry Rice in 1985...Outstanding size, strength and vision make him a weapon after the catch...His size, hands and wing span provide Steve Young the largest strike zone on the team.

**ACQUIRED:** Selected by 49ers in first round (No. 10 overall) in 1995 NFL Draft...Re-signed as unrestricted free agent in 1999.

**1998:** Played in 16 games and started 11...Finished with 63 receptions for 770 yards and eight touchdowns, all **CAREER-HIGHS**...Was third on team in receptions, yards and touchdown receptions...Posted **CAREER-HIGH** two 100-yard receiving and two multiple-touchdown games...Led or tied for **TEAM-HIGH** in receptions and receiving yards five times...Opened season with seven receptions for **CAREER-HIGH** 111 yards and two touchdowns against N.Y. Jets (9-6)...Hauled in 31-yard leaping touchdown in final minute to give 49ers 30-27 lead against Jets...Had five receptions for 77 yards and one touchdown at Buffalo (10-4)...Registered **CAREER-HIGH** nine receptions for 110 yards and one touchdown against Indianapolis (10-18)...Caught five passes for 61 yards and one touchdown vs. Carolina (11-8)...Recorded six receptions for 72 yards against New Orleans (11-22)...Had four catches for 53 yards and tied **CAREER-HIGH** with two touchdowns at Carolina (12-6)...Played in two postseason games and finished with 10 receptions for 134 yards...Registered team-high five receptions for 58 yards in NFC Wild Card Game against Green Bay (1-3)...Caught five passes for team-high 76 yards in NFC Divisional Playoff Game at Atlanta (1-9).

**1997:** Started 16 games and posted 58 receptions for 733 yards and four touchdowns...**POSTSEASON TEAM LEADER** with 15 receptions for 188 yards...**TEAM LEADER** in receptions four times and receiving yards twice...Was shutout in season opener at Tampa Bay (8-31)...Registered three receptions for 35 yards and one touchdown at St. Louis (9-7)...Split two Rams defenders for leaping 25-yard touchdown...Averaged season-high 25.7 yards per catch with three receptions for 77 yards and one touchdown against Atlanta (9-21)...Made five receptions for 57 yards and one touchdown at New Orleans (10-26)...Registered three receptions for 21 yards and one touchdown against hometown team San Diego (11-23)...Recorded season-highs with six receptions for 87 yards against Minnesota (12-7)...Became sixth player in **TEAM HISTORY** to have 100 yards receiving in postseason game...Caught nine passes for 101 yards in NFC Divisional Playoff Game against Minnesota (1-3)...Joined Jerry Rice (seven), Dwight Clark (three), Brent Jones (two), Freddie Solomon (two) and Billy Wilson (one) in century club (Terrell Owens did it following week)...Tied for team-lead with six receptions for 87 yards in NFC Championship Game against Green Bay (1-11).

**1996:** Played and started six games before suffering a season-ending wrist injury in Week 7...Placed on Injured Reserve (10-26) with dislocated right wrist suffered in practice (10-17)...Finished with 18 receptions for 249 yards...Inactive vs. Cincinnati (10-20)...Recorded season-high with seven receptions for 88 yards, including a long of 40, vs. Atlanta (9-29)...Made four receptions for 47 yards at Carolina (9-22)...Caught three passes for 62 yards vs. St. Louis (9-8)...Had four receptions for 52 yards vs. New Orleans (9-1).

**1995:** Broke right hand midway through training camp and missed first four games of sea-



son...Saw only limited duty in several other games due to large cast that was placed on that hand...Played in 12 games, finishing with 38 receptions for 517 yards and four touchdowns...Ranked third among rookie receivers in team history, trailing only Gene Washington (51 receptions, 711 yards, three touchdowns in 1969) and Jerry Rice (49 receptions, 927 yards, three touchdowns in 1985)...Made 35 receptions over final eight games...Made NFL debut and caught first pass of career for 14-yard gain vs. N.Y. Giants (10-1)...Had 20-yard reception at Indianapolis (10-15)...Big game at Miami (11-20) with five receptions for 75 yards...Scored first two NFL touchdowns vs. St. Louis (11-26)...Finished with five receptions for 65 yards, including scores from 16 and 18 yards, against Rams...Made first-career NFL start in place of injured John Taylor (right hip) and had four catches for 44 yards vs. Buffalo (12-3)...Three receptions for 52 yards and touchdown at Carolina (12-10)...Recorded **CAREER-HIGH** eight receptions for 73 yards at Minnesota (12-18)...Registered first career 100-yard game with five catches for **CAREER-HIGH** 106 yards, including a 41-yard touchdown pass from Jerry Rice, at Atlanta (12-24)...Made three receptions for 24 yards in NFC Divisional Playoff Game vs. Green Bay (1-6).

**COLLEGE:** Completed four-year career as UCLA's all-time leading receiver with 154 receptions for 2,469 yards and 28 touchdowns...Slowed by thigh contusion as senior...First-team All-America with 82 catches for 1,184 yards and 17 touchdowns as junior...Finished sixth in nation with 9.27 scoring average per game...Averaged touchdown every 4.8 times he handled football in 1993...Earned third-team All-America honors as sophomore...Graduated from UCLA with bachelor's degree in sociology.

**PERSONAL:** Full name is Jerel Jamal Stokes...Born (10-6-72) in San Diego, CA...Lettered in football, basketball and track at Pt. Loma High in San Diego...First-team all-state and honorable mention All-America at wide receiver and defensive back as senior...Earned second-team All-CIF honors while averaging 22.0 points and 4.0 assists as senior point guard...Set single game school record with 41 points in final year...Received all-league honors in 110-meter hurdles and high jump...Oldest brother, Darryl, was standout football player at Long Beach State and played for Chicago Blitz of USFL...Other brother, John, is chef at Mandalay Bay, upscale restaurant in Las Vegas...Single, resides in Redwood City, CA.

## STOKES' NFL STATISTICS

YEAR	G/S	REC.	YDS.	AVG.	TD	LONG
1995	12/1	38	517	13.6	4	41t
1996	6/6	18	249	13.8	0	40
1997	16/16	58	733	12.6	4	36
1998	16/11	63	770	12.2	8	33t
<b>Career</b>	<b>50/34</b>	<b>177</b>	<b>2,269</b>	<b>12.8</b>	<b>16</b>	<b>41t</b>
<b>Postseason</b>						
1995	1/0	3	34	11.3	0	18
1996			Injured Reserve			
1997	2/2	15	188	12.5	0	43
1998	2/0	10	134	13.4	0	33
<b>Career</b>	<b>5/2</b>	<b>28</b>	<b>356</b>	<b>12.7</b>	<b>0</b>	<b>43</b>

## STOKES' CAREER HIGHS

**RECEPTIONS** - 9 vs. Indianapolis (11-18-98)

**YARDS** - 111 vs. N.Y. Jets (9-6-98)

**TD RECEPTIONS** - 2 (three times) Last: at Carolina (12-6-98)

**LONG RECEPTION** - 41t at Atlanta (12-24-95)

**STOKES' 100-YARD RECEIVING GAMES:** (3) - 111 (vs. N.Y. Jets - 9-6-98), 110 (vs. Indianapolis - 11-18-98), 106 (at Atlanta - 12-24-95)

**STOKES' POSTSEASON 100-YARD RECEIVING GAMES:** (1) - 101 (vs. Minnesota - 1-3-98)



## STOKES' 1998 GAME-BY-GAME STATISTICS

Date	Opponent	No.	Yds.	Avg.	Long	TDs
9-6	vs. N.Y. Jets	7	111	15.9	31t	2
9-14	at Washington	4	52	13.0	21	0
9-20	BYE					
9-27	vs. Atlanta	3	21	7.0	12	1
10-4	at Buffalo	5	77	15.4	21t	1
10-11	at New Orleans	3	27	9.0	10	0
10-18	vs. Indianapolis	9	110	12.2	22	1
10-25	at St. Louis	0	0	0.0	0	0
11-1	at Green Bay	5	39	7.8	10	0
11-8	vs. Carolina	5	61	12.2	29t	1
11-15	at Atlanta	1	10	10.0	10	0
11-22	vs. New Orleans	6	72	12.0	19	0
11-30	vs. N.Y. Giants	3	38	12.7	15	0
12-6	at Carolina	4	53	13.3	33t	2
12-14	vs. Detroit	2	29	14.5	18	0
12-20	at New England	4	59	14.8	22	0
12-27	vs. St. Louis	2	11	5.5	9	0
<b>Postseason</b>						
1-3	vs. Green Bay	5	58	11.6	20	0
1-9	at Atlanta	5	76	15.2	33	0

## WINFRED

## TUBBS

TEXAS

55



- ◆ Ht: 6-4, Wt: 254, Born: 9-24-70
- ◆ 6th Year (FA in '98)
- ◆ Games/Starts: 1998-16/15; Career-68/57
- ◆ Signed through 2002

LINEBACKER

**CAREER:** With a combination of size, speed and athleticism, Winfred Tubbs has developed into one of the league's top inside linebackers...Selected to his first **PRO BOWL** in 1998...Has registered more than 100 tackles in three consecutive seasons...Played first four seasons with the Saints before joining the 49ers in 1998...Established a New Orleans Saints single-season record with 160 tackles in 1997...Received

**ALL-ROOKIE TEAM** honors by *Football News* in 1994.

**ACQUIRED:** Signed by 49ers as unrestricted free agent (2-17-98)...Originally drafted in third round (79th overall) by New Orleans in 1994 NFL Draft.

**1998:** (With San Francisco) Played in 16 games and started 15 at inside linebacker...Finished third on team with 112 tackles...Added one sack, five tackles for loss, three passes defended, two forced fumbles and one interception...Had 10-or-more tackles three times...Selected to **PRO BOWL**...Registered seven tackles, one interception and one pass defended at Washington (9-14)...Recorded first double-digit tackle game of season with 10 stops at Buffalo (10-4)...Posted eight tackles and shared sack and tackle for loss at New Orleans (10-11)...Made seven tackles, including key stop late in fourth quarter in come-from-behind win over Indianapolis (10-18)...Registered 11 tackles (seven solo) at Atlanta (11-15)...Recorded six tackles and two forced fumbles against New Orleans (11-22)...Posted nine tackles and recovered fumble at goal line in overtime win at Carolina (12-6)...Tallied season-high 14 tackles at New England (12-20)...Played less than one quarter after tearing pectoral muscle against St. Louis (12-27)...Missed NFC Wild Card Game vs. Green Bay (1-3) due to torn pectoral muscle...Returned to starting lineup for NFC Divisional Playoff Game and recorded game-high 10 tackles at Atlanta (1-11).

**1997:** (With New Orleans) Started 16 games at middle linebacker and established **TEAM**



**HIGH** with 160 tackles (116 solo)...Also added **CAREER-HIGH** 2.5 sacks, two interceptions, nine passes defended, two fumble recoveries, two forced fumbles and four special teams tackles...Had 10-or-more tackles seven times...Posted 15 tackles (12 solo), one interception and two passes defended against San Diego (9-7)...Collected 13 tackles (seven solo) against Atlanta (10-12)...Had season-high 16 tackles (nine solo) and one on special teams vs. Carolina (10-19)...Recorded 12 tackles (nine solo), two passes defended and one special teams stop vs. San Francisco (10-26)...Best all-around game may have been against Seattle (11-16), posting eight tackles (seven solo), two passes defended, one fumble recovery and one interception for 15 yards...Had nine tackles and one forced fumble at Atlanta (11-23)...Posted 10 tackles at Carolina (11-30)...Registered 12 tackles (six solo) and one sack vs. St. Louis (12-7)...Compiled 12 tackles (11 solo) and one sack at Kansas City (12-21).

**1996:** (With New Orleans) Played 16 games and started 13 at middle linebacker...Finished with **TEAM-HIGH** 112 tackles (84 solo), one sack, one interception and one fumble recovery...Led or tied for **TEAM-LEAD** in tackles eight times...Had 10 or more tackles three times...Posted team-high 10 tackles against Carolina (9-8)...Registered season-high 12 solo tackles at Cincinnati (9-15)...Recorded team-high 10 solo tackles at Carolina (10-20)...Had six tackles, one interception and two passes defended against Atlanta (12-8)...Registered six tackles and one sack at St. Louis (12-21).

**1995:** (With New Orleans) Played seven games and started six at middle linebacker...Finished with 59 tackles, one sack and one interception...Started season opener against San Francisco (9-3), but suffered calf strain in second quarter...Inactive for next three weeks...Returned to lineup and registered **CAREER-HIGH** 17 tackles (12 solo) against Philadelphia (10-1)...Earned defensive game ball after posting nine tackles, one interception, one forced fumble and one fumble recovery against Miami (10-15)...Recorded team-high 11 tackles and one sack in 11-7 win over San Francisco (10-29)...Missed final five games with knee injury...Placed on Injured Reserve final week of season.

**1994:** (With New Orleans) Began season as reserve outside linebacker but earned starting job Week 8...Played 13 games and started eight, including seven of last nine games...Posted 59 tackles, one interception and one sack...Had five special teams tackles...Named to **ALL-ROOKIE TEAM** by *Football News*...Made first career start against Rams (10-23) and finished with five tackles...Posted nine tackles and one interception against Raiders (11-20)...Matched season-high with nine tackles against San Francisco (11-28)...Registered first career sack against Minnesota (11-6)...Posted eight tackles on defense and two on special teams against Dallas (12-19).

**COLLEGE:** Began career as fullback at Texas before moving to middle linebacker as sophomore... Started as junior and senior and earned first-team All-Southwest Conference honors both seasons...Finished career with 330 tackles, 5.5 sacks and three interceptions...Posted career-high 157 tackles, 3.5 sacks and two interceptions as junior...Played most of senior season with hand cast, but finished with 128 tackles, two sacks and one interception...Graduated with degree in psychology.

**PERSONAL:** Born Winfred O'Neal Tubbs (9-24-70) in Fairfield, TX...Prepped at Fairfield High and earned first-team all-state honors as defensive end...Named third-team Super All-State by Texas Sportswriters Association...Also played fullback and rushed for 1,600 yards and 17 touchdowns as senior...Single...Has daughter, Tenille (9-24-97)...Resides in Plano, TX.

**TUBBS' NFL HONORS:** Pro Bowl - 1998; All-Rookie - 1994

## TUBBS' NFL STATISTICS

YEAR	G/S	TACKLES				PASS								
		TOT.	SOLOS	AST.	SACKS	YDS.	DEF.	INT.	YDS.	TD	FC	FR	YDS.	TD
<i>NEW ORLEANS</i>														
1994	13/7	59	46	13	1	0	2	1	0	0	0	0	0	0
1995	7/6	59	44	15	1	12	1	1	6	0	1	1	0	0
1996	16/13	112	84	28	1	1	3	1	11	0	0	1	0	0
1997	16/16	160	116	44	2.5	20	9	2	21	0	2	2	0	0
<b>Totals</b>	<b>52/42</b>	<b>390</b>	<b>290</b>	<b>100</b>	<b>5.5</b>	<b>33</b>	<b>15</b>	<b>5</b>	<b>38</b>	<b>0</b>	<b>3</b>	<b>4</b>	<b>0</b>	<b>0</b>
<i>SAN FRANCISCO</i>														
1998	16/15	112	66	46	1	3	3	1	7	0	2	1	0	0
<b>Totals</b>	<b>16/15</b>	<b>112</b>	<b>66</b>	<b>46</b>	<b>1</b>	<b>3</b>	<b>3</b>	<b>1</b>	<b>7</b>	<b>0</b>	<b>2</b>	<b>1</b>	<b>0</b>	<b>0</b>
<b>Career</b>	<b>68/57</b>	<b>502</b>	<b>356</b>	<b>146</b>	<b>6.5</b>	<b>36</b>	<b>18</b>	<b>6</b>	<b>45</b>	<b>0</b>	<b>5</b>	<b>5</b>	<b>0</b>	<b>0</b>
<i>Postseason</i>														
1998	1/1	10	7	3	0	0	0	0	0	0	0	0	0	0
<b>Career</b>	<b>1/1</b>	<b>10</b>	<b>7</b>	<b>3</b>	<b>0</b>	<b>0</b>	<b>0</b>	<b>0</b>	<b>0</b>	<b>0</b>	<b>0</b>	<b>0</b>	<b>0</b>	<b>0</b>

**OTHER STATS: SPECIAL TEAMS TACKLES** - 1994 (5), 1996 (3), 1997 (1)



## TUBBS' CAREER HIGHS

**TOTAL TACKLES** - 17 vs. Philadelphia (10-1-95)  
**SOLO** - 12 (two times) Last: vs. San Diego (9-7-97)  
**ASSISTS** - 7 (two times) Last: at New England (12-20-98)  
**SACKS** - 1 (several times) Last: at Kansas City (12-21-97)  
**SACK YARDAGE** - 12 vs. St. Louis (9-8-96)  
**PASSES DEFENSED** - 2 (several times) Last: vs. Seattle (11-16-97)  
**FORCED FUMBLES** - 2 vs. New Orleans (11-22-98)  
**FUMBLE RECOVERIES** - 1 (several times) Last: at Carolina (12-6-98)

# TOMMY

# VARDELL

## STANFORD

# 44

# PLAYERS



- ◆ **Ht: 6-2, Wt: 230, Born: 2-20-69**
- ◆ **8th Year (FA in '99)**
- ◆ **Games/Starts: 1998-14/9; Career-81/53**
- ◆ **Signed through 2001**

## FULLBACK

**CAREER:** Tommy Vardell rejoins the 49ers after two seasons (1997-98) in Detroit...Brings versatility to 49ers' backfield...Outstanding pass-catcher and excellent blocker...Has strong running skills with good speed and ability to find end zone...Scored 12 touchdowns in two years with Detroit...Was hampered by knee problems early in career...Has played in 30 of 32 games last two years (1997-98)...Played for San

Francisco in 1996 after four years in Cleveland.

**ACQUIRED:** Signed by 49ers as free agent (4-23-99)...Originally selected by Cleveland in first round (ninth overall) of 1992 NFL Draft...Signed with San Francisco as free agent in 1996...Signed by Detroit as unrestricted free agent (4-24) in 1997.

**1998:** (With Detroit) Played in 14 games and started nine at fullback...Finished with 18 carries for 37 yards and **TEAM-HIGH** six rushing touchdowns...Added 14 receptions for 143 yards and one touchdown...Finished second on team in scoring behind K Jason Hanson (114) with 42 points...Was team's primary running option in goal-line situations...Teamed with Corey Schlesinger as "jumbo" package...Seven touchdowns was **CAREER-HIGH**, while six rushing touchdowns matched **CAREER-HIGH**...Missed two games in late September after undergoing arthroscopic knee surgery (9-18)...Posted season-long 31-yard grab vs. Green Bay (10-15)...Matched **CAREER-HIGH** with three-touchdown performance (two rushing and one receiving) vs. Chicago (11-15)...Produced 28 total yards, including season-long 17-yard run, at San Francisco (12-14).

**1997:** (With Detroit) Played in 16 games and started 10 at fullback...Registered **CAREER-HIGH** six rushing touchdowns to finish second on team...Finished with 32 carries for 122 yards and caught 16 passes for 218 yards...Five of 16 receptions netted more than 20 yards... Became first Lion running back to score rushing touchdown besides Barry Sanders since Ron Rivers in 1995 when he went in from one yard at Chicago (9-14)...Added **CAREER-LONG** 37-yard reception vs. Bears...Recorded season-high three receptions for 39 yards vs. N.Y. Giants (10-19)...Had big game vs. Minnesota (11-16), rushing for **CAREER-HIGH** three touchdowns (all one-yarders) and dashing 41 yards on another carry (season-long)...Scored Lions' lone touchdown (one yard) in NFC Wild Card Game at Tampa Bay (12-28).

**1996:** (With San Francisco) Played in 11 games, including seven starts, and rushed 58 times for 192 yards and two touchdowns, while catching 28 passes for 179 yards...Began season as starting fullback, but injury midway through campaign pushed him into backup role by season's end...Rushed eight times for 33 yards and one touchdown and caught four passes for 26 yards in



season opener vs. New Orleans (9-1)...Led team with 17 carries for 44 yards and made six catches for 31 yards vs. St. Louis (9-8)...Inactive for five weeks in October and November due to sprained ankle...Returned to action at Washington (11-24)...Started season finale in place of injured William Floyd and had one catch for 13 yards vs. Detroit (12-23)...Saw action in 49ers two playoff contests.

**1995:** (With Cleveland) Sat out majority of season while recuperating from knee surgery...Played in five games and was inactive for 11 games...Finished season with four carries for nine yards and caught six passes for 18 yards.

**1994:** (With Cleveland) Started first five games, but sustained season-ending knee injury on third play vs. N.Y. Jets (10-2)... Placed on Injured Reserve three days later...**TEAM LEADER** in receiving with 16 catches for 137 yards and 15 carries for 48 yards at time of injury.

**1993:** (With Cleveland) Played in 16 games and started 12...**LED TEAM** with 644 rushing yards on 171 carries (both **CAREER-HIGHS**) and three touchdowns...Caught 19 passes for 151 yards and one score...853 yards in total offense ranked third on club...Became first Brown since 1988 to rush for 100 yards in game with **CAREER-HIGH** 104 yards on 14 carries, including **CAREER-LONG** 54-yard run at L.A. Raiders (9-19)...Posted **CAREER-HIGH** 25 carries for 98 yards and recorded first career touchdown reception (28 yards) at Cincinnati (10-17)...Recorded first career multiple-touchdown game with two one-yard runs for scores at L.A. Rams (12-26).

**1992:** (With Cleveland) Played in 14 games, including 10 starts as rookie...Rushed for 369 yards (second on team) on 99 carries...Posted team-high 84 yards on 16 carries, including season-long 35-yard rush, and added two receptions for 29 yards vs. Miami (9-14)...Registered 80 yards on 17 carries at New England (10-25)...Placed on Injured Reserve for final two games of season with calf injury.

**COLLEGE:** Rushed for school record 1,084 yards on 226 carries with 20 touchdowns en route to earning All-Pac 10 honors as senior in 1991...Career rushing total of 1,789 was third in Stanford history behind Darrin Nelson (4,033) and Brad Muster (2,940)...Established school record with 37 touchdowns, prompting then-head coach Dennis Green to nickname him "Touchdown Tommy"...Did not fumble in 416 collegiate carries...GTE Academic All-American and Pac 10 All-Academic selection as senior as well...Earned degree in industrial engineering.

**PERSONAL:** Born Thomas Arthur Vardell (2-20-69) in El Cajon, CA...Prepped at Granite Hills High and set San Diego-area single-season record with 1,814 rushing yards on 230 carries as senior...Named league Player-of-the-Year as senior...Scored 32 touchdowns and rushed for 3,068 yards in three seasons as prep...Finished fifth in state in wrestling as prep senior, compiling 38-2 record at 195 pounds...Father, Ken, is special agent for FBI and played guard at Colorado from 1959-61...Mother, Travis, is former fashion model...Brother, Ted, nicknamed "Tailgatin' Teddy" is also FBI agent...Endowed scholarship at Stanford for football players studying engineering...Active in community working with Big Brothers/Big Sisters, various literacy programs and youth sports programs...Vardell and wife, Andrea, reside in Pleasanton, CA.

## YARDS AFTER THE CATCH

The 49ers registered 2,064 yards after the catch in 1998. They averaged 129.0 YAC yards per game.

San Francisco's wide receivers had 1,094 yards after the catch and averaged 68.4 YAC yards per game last season. The running backs had 820 yards after the catch and averaged 51.3 per game, while the tight ends were at 150 yards and 9.4 per game.



## VARDELL'S NFL STATISTICS

YEAR	G/S	RUSH	YDS.	AVG.	TD	LONG	REC.	YDS.	AVG.	TD	LONG
<i>CLEVELAND</i>											
1992	14/10	99	369	3.7	0	35	13	128	9.8	0	23
1993	16/12	171	644	3.8	3	54	19	151	7.9	1	28
1994	5/5	15	48	3.2	0	9	16	137	8.6	1	19
1995	5/0	4	9	2.3	0	6	6	18	3.0	0	7
<b>Totals</b>	<b>40/27</b>	<b>289</b>	<b>1,070</b>	<b>3.7</b>	<b>3</b>	<b>54</b>	<b>54</b>	<b>434</b>	<b>8.0</b>	<b>2</b>	<b>28</b>
<i>SAN FRANCISCO</i>											
1996	11/7	58	192	3.3	2	17	28	179	6.4	0	22
<b>Totals</b>	<b>11/7</b>	<b>58</b>	<b>192</b>	<b>3.3</b>	<b>2</b>	<b>17</b>	<b>28</b>	<b>179</b>	<b>6.4</b>	<b>0</b>	<b>22</b>
<i>DETROIT</i>											
1997	16/10	32	122	3.8	6	41	16	218	13.6	0	37
1998	14/9	18	37	2.1	6	17	14	143	10.2	1	31
<b>Totals</b>	<b>30/19</b>	<b>50</b>	<b>159</b>	<b>3.2</b>	<b>12</b>	<b>41</b>	<b>30</b>	<b>361</b>	<b>12.0</b>	<b>1</b>	<b>37</b>
<b>Career</b>	<b>81/53</b>	<b>397</b>	<b>1,421</b>	<b>3.6</b>	<b>17</b>	<b>54</b>	<b>112</b>	<b>974</b>	<b>8.7</b>	<b>3</b>	<b>37</b>
<i>Postseason</i>											
<i>SAN FRANCISCO</i>											
1996	2/0	2	6	3.0	0	5	0	0	0.0	0	0
<b>Totals</b>	<b>2/0</b>	<b>2</b>	<b>6</b>	<b>3.0</b>	<b>0</b>	<b>5</b>	<b>0</b>	<b>0</b>	<b>0.0</b>	<b>0</b>	<b>0</b>
<i>DETROIT</i>											
1997	1/1	2	1	0.5	1	1	1	12	12.0	0	12
<b>Totals</b>	<b>1/1</b>	<b>2</b>	<b>1</b>	<b>0.5</b>	<b>1</b>	<b>1</b>	<b>1</b>	<b>12</b>	<b>12.0</b>	<b>0</b>	<b>12</b>
<b>Career</b>	<b>3/1</b>	<b>4</b>	<b>7</b>	<b>1.8</b>	<b>1</b>	<b>5</b>	<b>1</b>	<b>12</b>	<b>12.0</b>	<b>0</b>	<b>12</b>

**OTHER STATS: SPECIAL TEAMS TACKLES** - 1992 (3), **KICKOFF RETURNS** - 1992 (2 for 14 yards), 1993 (4 for 58 yards), 1997 (1 for 15 yards), 1998 (1 for 23 yards); **FUMBLE RECOVERIES** - 1997 (1)

## VARDELL'S CAREER HIGHS

**RUSHES** - 25 at Cincinnati (10-17-93)  
**RUSHING YARDS** - 104 at L.A. Raiders (9-19-93)  
**TD RUSHES** - 3 vs. Minnesota 11/16/97  
**RECEPTIONS** - 6 at Green Bay (10-14-96)  
**YARDS** - 44 at Green Bay (10-14-96)  
**TD RECEPTIONS** - 1 (several times) Last: vs. Chicago (11-15-98)  
**LONG RECEPTION** - 37 at Chicago (9-14-97)

**VARDELL'S 100-YARD RUSHING GAMES: (1) - 104 (at L.A. Raiders - 9-19-93)**

## QUICK STRIKE OFFENSE

The 49ers displayed an ability to strike quickly in 1998. They registered 10 touchdown drives of two-or-fewer plays. San Francisco had six two-play touchdown drives and four one-play scoring marches. The longest was the one-play, 96-yard touchdown run against the New York Jets.



# DARNELL WALKER

OKLAHOMA

38



- ◆ Ht: 5-8, Wt: 167, Born: 1-17-70
- ◆ 7th Year (FA in '97)
- ◆ Games/Starts: 1998-16/16; Career-94/56
- ◆ Signed through 2000

**CORNERBACK**

PLAYERS

**CAREER:** Darnell Walker was signed by the 49ers in 1997 to add experience to the secondary, but he has provided much more than that...Has played in 32 games and started 27 at both corner positions during his first two seasons with the 49ers...Injuries put him into starting lineup and seven interceptions and 40 passes defended in two seasons helped keep him there...Spent four years with Atlanta, where he played in 62 games and started 29...Makes up for lack of size with good reads and his trademark closing speed.

**ACQUIRED:** Signed by 49ers (3-28-97) as unrestricted free agent...Originally selected by Atlanta Falcons in seventh round (No. 151 overall) of 1993 NFL Draft.

**1998:** Started 16 regular season and two postseason games...Started first six games at right corner before moving to left corner for final 10 games and playoffs...Registered **CAREER-HIGHS** with 60 tackles (tied), four interceptions and 32 passes defended...Replaced injured Marquez Pope (back) as starting right corner and posted four tackles and two passes defended against N.Y. Jets (9-6)...Made three tackles and broke up three passes against Atlanta (9-27)...Made switch to left corner and recorded four tackles, three passes defended and **CAREER-HIGH** two interceptions at St. Louis (10-25)...Had interception on first play from scrimmage to set up 12-yard touchdown pass against Rams...Registered season-high eight tackles and pass defended against Carolina (11-8)...Followed with five tackles and three passes defended in rematch at Carolina (12-6)...Credited with five tackles, one interception and season-high four passes defended against Detroit (12-14)...Started both postseason games at left corner...Finished with two tackles and one interception in NFC Wild Card Game against Green Bay (1-3)...Posted five tackles in NFC Divisional Playoff Game at Atlanta (1-9).

**1997:** Played in 16 games and started **CAREER-HIGH** 11 at cornerback...Began season as nickel back before replacing injured Marquez Pope (foot) at right corner...Made first of 11 consecutive starts and finished with one tackle vs. New Orleans (9-14)...Made six tackles and one interception for 28 yards against former team Atlanta (9-21)...Had season-high seven tackles in rematch at Atlanta (10-19)...Made four tackles and broke up two passes against Dallas (11-2)...Finished with six tackles, one interception and one pass defended at Philadelphia (11-10)...Totaled season-high seven tackles and third interception of season at Kansas City (11-30)...Moved back to nickel and dime coverages against Minnesota (12-7)...Played special teams and in dime packages in both postseason games.

**1996:** (With Atlanta) Played in 15 games and started nine at right cornerback for Atlanta...Finished with 49 tackles, one interception, one forced fumble and six passes defended...Sidelined with strained hamstring against Dallas (10-20)...Started five of first six games...Started at right cornerback and made season-high eight tackles at Detroit (10-6)...Had two tackles, one pass defended and one interception in starting role against Minnesota (9-8)...Started at right corner and made seven tackles in season-finale at Jacksonville (12-22)...Opened season as starter and recorded three tackles, one pass defended and one forced fumble against Carolina (9-1)...Made season-high two special teams tackles at St. Louis (11-10).

**1995:** (With Atlanta) Played 16 games and started seven...Recorded **CAREER-HIGH** 60 tackles (52 solo), eight passes defended and 14 special teams tackles...Had big game vs. San Francisco (12-24) in season-finale and playoff-clinching win...Finished with **CAREER-HIGH** 11 tackles (10 solo), one pass defended and three special teams tackles against 49ers...Led team with eight tackles and added one pass defended vs. St. Louis (11-19)...Made 100th career tackle at Tampa Bay (10-22).

**1994:** (With Atlanta) Started five games and played in 16...Finished with 43 tackles, three interceptions, including one for touchdown, five passes defended and one forced fumble...Tied for second on team in interceptions...Scored first career touchdown on 44-yard interception return and



added five tackles against the Los Angeles Rams (9-11)...Started final five games...Made first start of season and racked up four tackles, two passes defended and forced fumble that set up touchdown against Philadelphia (11-27).

**1993:** (With Atlanta) Played in 15 games and started eight as rookie...Missed one game with fractured thumb...Made first NFL start and registered **CAREER-BEST** two interceptions, season-high five tackles and four passes defended against Los Angeles Rams (10-14)...Started eight consecutive games...Suffered fractured thumb vs. New Orleans (9-12)...Inactive at San Francisco (9-19) with thumb injury.

**COLLEGE:** Earned first-team All-Big Eight and honorable mention All-America honors as senior at Oklahoma...Recorded 11 interceptions in two years to rank ninth (tied) on Sooners all-time list...Transferred to Oklahoma from Coffeyville Junior College in Coffeyville, KS, increasing his playing weight from 140 to 160 after one season.

**PERSONAL:** Born Darnell Robert Walker (1-17-70) in St. Louis, MO...Prepped at Sumner High in St. Louis...Lettered in football and track...Claimed AAU title in 800 meters as senior...Avid chess player...Nicknamed "D-Walk"...Brother, Marquis, plays defensive back for Oakland Raiders...Chose number 38 to match brother's number...Traveled on religious mission to villages in South Africa in 1998...Married, he and his wife, D'Elbie, reside in Lawrenceville, GA with son, Darnell Robert Jr. (8-22-94) and daughter, Derra Lynn (12-22-97).

## WALKER'S NFL STATISTICS

YEAR	G/S	TACKLES				PASS							
		TOT.	SOLOS	AST.	SACKS	YDS.	DEF.	INT.	YDS.	TDS	FF	FR	YDS.
<i>ATLANTA</i>													
1993	15/8	49	36	13	0	0	13	3	7	0	0	0	0
1994	16/5	43	33	10	1	0	5	3	105	1	1	0	0
1995	16/7	60	52	8	0.5	0	8	0	0	0	0	0	0
1996	15/9	49	45	4	0	0	6	1	0	0	1	0	0
<b>Totals</b>	<b>62/29</b>	<b>201</b>	<b>166</b>	<b>35</b>	<b>1.5</b>	<b>0</b>	<b>32</b>	<b>7</b>	<b>112</b>	<b>1</b>	<b>2</b>	<b>0</b>	<b>0</b>
<i>SAN FRANCISCO</i>													
1997	16/11	47	38	9	1	9	8	3	49	0	0	0	0
1998	16/16	60	49	11	0	0	32	4	78	0	0	0	0
<b>Totals</b>	<b>32/27</b>	<b>107</b>	<b>87</b>	<b>20</b>	<b>1</b>	<b>9</b>	<b>40</b>	<b>7</b>	<b>127</b>	<b>0</b>	<b>0</b>	<b>0</b>	<b>0</b>
<b>Career</b>	<b>94/56</b>	<b>308</b>	<b>253</b>	<b>55</b>	<b>2.5</b>	<b>9</b>	<b>72</b>	<b>14</b>	<b>239</b>	<b>1</b>	<b>2</b>	<b>0</b>	<b>0</b>
Postseason													
<i>ATLANTA</i>													
1995	1/1	3	2	1	0	0	0	0	0	0	0	0	0
<b>Totals</b>	<b>1/1</b>	<b>3</b>	<b>2</b>	<b>1</b>	<b>0</b>	<b>0</b>	<b>0</b>	<b>0</b>	<b>0</b>	<b>0</b>	<b>0</b>	<b>0</b>	<b>0</b>
<i>SAN FRANCISCO</i>													
1997	2/0	0	0	0	0	0	0	0	0	0	0	0	0
1998	2/2	7	5	2	0	0	1	1	3	0	0	0	0
<b>Totals</b>	<b>4/2</b>	<b>7</b>	<b>5</b>	<b>2</b>	<b>0</b>	<b>0</b>	<b>1</b>	<b>1</b>	<b>3</b>	<b>0</b>	<b>0</b>	<b>0</b>	<b>0</b>
<b>Career</b>	<b>5/3</b>	<b>10</b>	<b>7</b>	<b>3</b>	<b>0</b>	<b>0</b>	<b>1</b>	<b>1</b>	<b>3</b>	<b>0</b>	<b>0</b>	<b>0</b>	<b>0</b>

**OTHER STATS: (REGULAR SEASON) SPECIAL TEAMS TACKLES -** 1993 (5), 1994 (4), 1995 (14), 1996 (5), 1997 (3), 1998 (3)

## WALKER'S CAREER HIGHS

**TOTAL TACKLES -** 11 vs. San Francisco (12-24-95)

**SOLO -** 10 vs. San Francisco (12-24-95)

**SACKS -** 1 vs. Los Angeles Rams (9-11-94)

**INTERCEPTIONS -** 2 (two times) Last: at St. Louis Rams (10-25-98)

**INTERCEPTION RETURN YARDS -** 44t vs. Los Angeles Rams (9-11-94)

**INT RETURNED FOR TD -** 1 vs. Los Angeles Rams (9-11-94)

**PASSES DEFENSED -** 4 (two times) Last: vs. Detroit (12-14-98)

**FORCED FUMBLES -** 1 (three times) Last: vs. Carolina (9-1-96)



# MARVIN WASHINGTON

IDAHO

95



- ♦ Ht: 6-6, Wt: 285, Born: 10-22-65
- ♦ 11th Year (FA in '99)
- ♦ Games/Starts: 1998-16/0; Career-149/92
- ♦ Signed through 2002

**DEFENSIVE END**

**CAREER:** Marvin Washington returns to the 49ers after helping Denver claim its second consecutive Super Bowl title in 1998...Has versatility to play inside or outside...Spent first eight years (1989-96) as defensive end for N.Y. Jets...Played as backup defensive end/defensive tackle for the 49ers in 1997.

**ACQUIRED:** Signed by 49ers (4-1-99) as unrestricted free agent (Denver)...Originally selected in sixth round (No. 151 overall) by N.Y.

Jets in 1989 NFL Draft...Signed by Denver as unrestricted free agent in 1998 after playing for 49ers in 1997.

**1998:** (With Denver) Played in 16 regular season games and all three postseason games as backup defensive lineman...Recorded 33 tackles and two sacks as backup to right defensive tackle Trevor Pryce...Registered two tackles and one sack vs. Dallas (9-13)...Had season-high four tackles against San Diego (11-8)...Credited with two tackles and one sack against Oakland (11-22)...Matched season-high with four tackles at N.Y. Giants (12-13)...Posted four tackles and one sack in postseason...Made one tackle and one sack in AFC Divisional Playoff Game vs. Miami (1-9).

**1997:** (With San Francisco) Played in 10 games, including one start...Registered six tackles and one sack before being placed on Injured Reserve (11-12) with broken right ankle...Made lone start in place of injured Bryant Young (right foot) at defensive tackle against Dallas (11-2)...Suffered ankle injury at Philadelphia (11-10).

**1996:** (With N.Y. Jets) Played and started 13 games...Finished with 61 tackles, 2.5 sacks, one forced fumble and eight passes defended...Missed three games with torn rib cartilage...Suffered injury in opener at Denver (9-1)...Started final 10 games at defensive tackle...Had two tackles and forced Rodney Hampton fumble before re-injuring ribs against N.Y. Giants (9-22)...Registered season-high 11 tackles vs. Buffalo (10-20)...Credited with nine tackles in season-finale against Miami (12-22).

**1995:** (With N.Y. Jets) Started 16 games at three different positions (left and right defensive end and left defensive tackle)...Totaled 89 tackles, six sacks, six passes defended and three forced fumbles...Led defensive linemen in tackles...Posted seven tackles and one sack against Seattle (11-26)...Had six tackles, one sack and one forced fumble against Jacksonville (9-17)...Credited with nine tackles and one sack vs. Indianapolis (9-10).

**1994:** (With N.Y. Jets) Played and started 15 games at left defensive end...Finished with 58 tackles, including nine for losses, three sacks, one interception and six passes defended...Earned game ball by producing five tackles (three for losses) and two sacks in road win over Buffalo (9-4).

**1993:** (With N.Y. Jets) Started 16 games and finished with 71 tackles, 5.5 sacks, **TEAM-HIGH** 24 quarterback pressures, three forced fumbles and five passes defended...Recorded season-high eight tackles and three quarterback pressures at Buffalo (12-26).

**1992:** (With N.Y. Jets) Started 16 games and **LED TEAM** with **CAREER-HIGH** 8.5 sacks...Totaled 62 tackles and eight passes defended...Moved to right defensive end for final 14 games after Jeff Lageman was lost for season with knee injury...Earned game ball after posting eight tackles, five pressures and pass defended at Buffalo (12-6)...Registered fifth multi-sack game of career with two against New England (10-4).

**1991:** (With N.Y. Jets) Played and started 15 games at left defensive end...Finished with 45 tackles, six sacks, one forced fumble and two passes defended...Made first start of career against Tampa Bay (9-1)...Recorded two multiple-sack games...Had two sacks vs. Miami (9-29) and two more at Indianapolis (10-20)...Posted season-high seven tackles at Buffalo (12-1).

**1990:** (With N.Y. Jets) Played in all 16 games as backup defensive end...Finished with 48 tackles, 4.5 sacks, one pass defended and one blocked field goal...Also had two special teams tackles...Credited with blocked field goal at Cincinnati (9-9)...Registered first multi-sack game of career with two sacks against Indianapolis (12-16).



**1989:** (With N.Y. Jets) Played 16 games as reserve defensive lineman...Recorded 11 tackles, 1.5 sacks, two passes defended, one fumble recovery and four tackles on special teams...Recorded first career sack and one pass defended at Cleveland (9-17).

**COLLEGE:** Started at right defensive end as senior and established school record with 14.5 sacks...First enrolled in college at University of Texas-El Paso, where he played basketball...Began college football career at Hinds Community College in Hinds, MS in 1987...Transferred to Idaho in 1988...Also played in 19 games for basketball team at Idaho as senior...Majored in criminal justice.

**PERSONAL:** Full name is Marvin Andrew Washington...Born (10-22-65) in Denver, CO...Raised in Dallas...Prepped at Kimball High, where he was highly recruited in basketball...Resides in Dallas, TX with wife, Tammy, son, Evan Jevon (11-20-92), daughter, Sydney (12-26-93) and son, Isaiah (4-20-98).

## WASHINGTON'S NFL STATISTICS

YEAR	G/S	TACKLES				PASS						
		TOT.	SOLOS	AST.	SACKS	YDS.	DEF.	INT.	YDS.	FC	FR	YDS.
<i>N.Y. JETS</i>												
1989	16/0	11	6	5	1.5	8	2	0	0	0	1	0
1990	16/0	48	25	23	4.5	31	1	0	0	0	0	0
1991	15/15	45	33	12	6	39	2	0	0	1	0	0
1992	16/16	62	39	23	8.5	48	8	0	0	0	0	0
1993	16/16	71	48	23	5.5	33	5	0	0	3	0	0
1994	15/15	58	36	22	3	21	6	1	7	0	0	0
1995	16/16	89	65	24	6	42	6	0	0	3	0	0
1996	13/13	61	44	17	2.5	17	8	0	0	1	0	0
<b>Totals</b>	<b>123/91</b>	<b>445</b>	<b>296</b>	<b>149</b>	<b>37.5</b>	<b>209</b>	<b>38</b>	<b>1</b>	<b>7</b>	<b>8</b>	<b>2</b>	<b>0</b>
<i>SAN FRANCISCO</i>												
1997	10/1	6	3	3	1	9	0	0	0	0	1	0
<b>Totals</b>	<b>10/1</b>	<b>6</b>	<b>3</b>	<b>3</b>	<b>1</b>	<b>9</b>	<b>0</b>	<b>0</b>	<b>0</b>	<b>0</b>	<b>1</b>	<b>0</b>
<i>DENVER</i>												
1998	16/0	33	27	6	2	8	0	0	0	0	0	0
<b>Totals</b>	<b>16/0</b>	<b>33</b>	<b>27</b>	<b>6</b>	<b>2</b>	<b>8</b>	<b>0</b>	<b>0</b>	<b>0</b>	<b>0</b>	<b>0</b>	<b>0</b>
<b>Career</b>	<b>149/92</b>	<b>484</b>	<b>326</b>	<b>158</b>	<b>40.5</b>	<b>226</b>	<b>38</b>	<b>1</b>	<b>7</b>	<b>8</b>	<b>3</b>	<b>0</b>
<i>Postseason</i>												
<i>N.Y. JETS</i>												
1991	1/1	2	2	0	0	0	0	0	0	0	0	0
<b>Totals</b>	<b>1/1</b>	<b>2</b>	<b>2</b>	<b>0</b>	<b>0</b>	<b>0</b>	<b>0</b>	<b>0</b>	<b>0</b>	<b>0</b>	<b>0</b>	<b>0</b>
<i>DENVER</i>												
1998	3/0	4	4	0	1	5	0	0	0	0	0	0
<b>Totals</b>	<b>3/0</b>	<b>4</b>	<b>4</b>	<b>0</b>	<b>1</b>	<b>5</b>	<b>0</b>	<b>0</b>	<b>0</b>	<b>0</b>	<b>0</b>	<b>0</b>
<b>Career</b>	<b>4/1</b>	<b>6</b>	<b>6</b>	<b>0</b>	<b>1</b>	<b>5</b>	<b>0</b>	<b>0</b>	<b>0</b>	<b>0</b>	<b>0</b>	<b>0</b>

**OTHER STATS: (REGULAR SEASON) SPECIAL TEAMS TACKLES** - 1989 (4), 1990 (2); **BLOCKED FIELD GOALS** - 1990 (1), **SAFETIES** - 1992 (1), **KICKOFF RETURNS** - 1989 (1 for 11 yards)

## WASHINGTON'S CAREER HIGHS

**TOTAL TACKLES** - 11 vs. Buffalo (10-20-96)  
**SACKS** - 2 (several times) Last: at Buffalo (9-4-94)  
**INTERCEPTIONS** - 1 at Houston (12-24-94)  
**LONG INTERCEPTION RETURN** - 7 at Houston (12-24-94)



# GABE WILKINS

GARDNER-WEBB

98



- ♦ Ht: 6-5, Wt: 305, Born: 9-1-71
- ♦ 6th Year (FA in '98)
- ♦ Games/Starts: 1998-8/4; Career-68/29
- ♦ Signed through 2003

DEFENSIVE END

PLAYERS

**CAREER:** Gabe Wilkins is a talented defensive player who has the size and strength to play tackle and the speed and athleticism to rush from the outside...Began career at tackle before switching to end midway through the 1995 season...Showed penchant for making big plays by leading Green Bay defense with two touchdowns in 1997...Slowed by tendinitis in left knee in 1997 and '98.

**ACQUIRED:** Signed by 49ers (2-26-98) as unrestricted free agent...Originally selected in fourth round (No. 126 overall) by Green Bay in 1994 NFL Draft.

**1998:** (With San Francisco) Played in eight games and started final four at right defensive tackle...Placed on Physically Unable to Perform list for first eight games while recovering from surgery on left knee...Finished with 11 tackles and one pass defended...Activated from PUP list (11-7)...Made first appearance and made one tackle against Carolina (11-8)...Replaced injured Bryant Young (broken leg) as starting left tackle and recorded three tackles, including one for loss, at Carolina (12-6)...Matched season-high with three tackles against Detroit (12-14)...Credited with two tackles, one quarterback pressure, one pass defended and one tackle for loss at New England (12-20)...Started both postseason games and finished with six tackles...Registered four tackles in NFC Divisional Playoff Game at Atlanta (1-9).

**1997:** (With Green Bay) Started 16 games at right defensive end and finished with **CAREER-HIGHS** with 50 tackles, 5.5 sacks, three fumble recoveries and one interception...Led defense with two touchdowns, including 77-yard interception return and one-yard fumble return...Packers scored 24 points on his four takeaways...Became first Green Bay defensive player to score two touchdowns in same season since 1983 (Mike Douglass)...Scored first career touchdown after falling on Erik Kramer fumble at one-yard line and rolling into end zone vs. Chicago (9-1)...Added five tackles and shared sack against Bears...Established **CAREER-HIGH** with seven tackles and one sack at Philadelphia (9-7)...Matched **CAREER-HIGH** with seven tackles and one sack against Minnesota (9-21)...Posted four tackles and one sack at Detroit (9-28)...Earned **NFC DEFENSIVE PLAYER-OF-THE-WEEK** honors after making two tackles, one sack and scoring on 77-yard interception against Tampa Bay (10-5)...Intercepted screen pass and hurdled Trent Diler on way to second career touchdown, halting Bucs scoring threat...Made key goal-line stop of Erik Kramer on fourth down to help lift Packers to 24-23 win over Chicago (10-12)...Had six tackles and shared sack at New England (10-27)...Started three postseason games and finished with two tackles and one pass defended...Slowed by left knee injury.

**1996:** (With Green Bay) Played in 16 games and started one...Finished with 18 tackles, three sacks, one forced fumble and one pass defended...Played in all three postseason games, including Super Bowl XXXI...Replaced injured Sean Jones (ankle) and made three tackles at Kansas City (11-10)...Made lone start in place of injured Jones and recorded four tackles and one quarterback pressure at St. Louis (11-24)...Had one sack each against Chicago (10-6) and Tampa Bay (9-1)...Made one tackle and batted down Drew Bledsoe pass in Super Bowl against New England (1-23).

**1995:** (With Green Bay) Played in 13 games and started eight...Started first seven games at defensive tackle before spraining medial collateral ligament in right knee against Minnesota (10-22)...Inactive for next three games...Returned to lineup for final six games...Recorded one sack in first NFL start against St. Louis (9-3)...Posted four tackles and one sack vs. New York Giants (9-15)...Made one start at left defensive end in place of Reggie White (hamstring)...Played as reserve in all three postseason games and recorded one tackle.

**1994:** (With Green Bay) Played in 15 games and finished with two tackles...Suffered left shoulder injury in preseason finale against New England (8-26)...Missed season opener vs. Minnesota (9-4) as result...Recorded first career sack and broke up pass against Chicago (12-11)...Did not play in NFC Wild Card Game vs. Detroit (12-31)...Played limited role in NFC Divisional Playoff Game at Dallas (1-8).



**COLLEGE:** Four-year starter (1990-93) at Gardner-Webb...Recorded 29 career sacks, including 19 over final two seasons...Finished with 265 tackles, including 53 for losses, six forced fumbles and 10 passes defensed...Was NAIA first-team All-America by Associated Press as junior and senior...Had 79 tackles and 11 sacks as junior and 76 tackles and eight sacks as senior...Was honorable mention All-America as sophomore...Majored in business administration.

**PERSONAL:** Full name is Gabriel Nickolas Wilkins...Born (9-1-71) in Cowpens, SC...All-state and all-league selection in football at Broome High in Spartanburg, SC...Played offensive and defensive tackle...Lettered twice in basketball and three times in track...Set state record in shot put with throw of 64' 3/8"...Established area and region record in discus with throw of 184' 0"...Married (Ansley)...Couple has three daughters, Gabrielle Nicole (10-24-92), Alexis (2-21-95) and Chemoya (12-26-96)...Resides in Cowpens, SC.

## WILKINS' NFL STATISTICS

PLAYERS

YEAR	TACKLES					PASS						
	G/S	TOT.	SOLOS	AST.	SACKS	YDS.	DEF.	INT.	YDS.	FC	FR	YDS.
<i>GREEN BAY</i>												
1994	15/0	2	2	0	1	9	1	0	0	0	0	0
1995	13/8	15	11	4	3	14	1	0	0	0	0	0
1996	16/1	18	12	6	3	13.5	1	0	0	0	1	0
1997	16/16	50	29	21	5.5	42.5	1	1	77	1	3	1
<b>Totals</b>	<b>60/25</b>	<b>85</b>	<b>54</b>	<b>31</b>	<b>12.5</b>	<b>79</b>	<b>4</b>	<b>1</b>	<b>77</b>	<b>1</b>	<b>3</b>	<b>1</b>
<i>SAN FRANCISCO</i>												
1998	8/4	11	10	1	0	0	1	0	0	0	0	0
<b>Totals</b>	<b>8/4</b>	<b>11</b>	<b>10</b>	<b>1</b>	<b>0</b>	<b>0</b>	<b>1</b>	<b>0</b>	<b>0</b>	<b>0</b>	<b>0</b>	<b>0</b>
<b>Career</b>	<b>68/29</b>	<b>96</b>	<b>64</b>	<b>32</b>	<b>12.5</b>	<b>79</b>	<b>5</b>	<b>1</b>	<b>77</b>	<b>1</b>	<b>4</b>	<b>1</b>
<i>Postseason</i>												
<i>GREEN BAY</i>												
1994	1/0	0	0	0	0	0	0	0	0	0	0	0
1995	3/0	1	1	0	0	0	0	0	0	0	0	0
1996	3/0	1	1	0	0	0	1	0	0	0	0	0
1997	3/3	2	1	1	0	0	1	0	0	0	0	0
<b>Totals</b>	<b>10/3</b>	<b>4</b>	<b>3</b>	<b>1</b>	<b>0</b>	<b>0</b>	<b>2</b>	<b>0</b>	<b>0</b>	<b>0</b>	<b>0</b>	<b>0</b>
<i>SAN FRANCISCO</i>												
1998	2/2	6	4	2	0	0	0	0	0	0	0	0
<b>Totals</b>	<b>2/2</b>	<b>6</b>	<b>4</b>	<b>2</b>	<b>0</b>	<b>0</b>	<b>0</b>	<b>0</b>	<b>0</b>	<b>0</b>	<b>0</b>	<b>0</b>
<b>Career</b>	<b>12/5</b>	<b>10</b>	<b>7</b>	<b>3</b>	<b>0</b>	<b>0</b>	<b>2</b>	<b>0</b>	<b>0</b>	<b>0</b>	<b>0</b>	<b>0</b>

## WILKINS' CAREER HIGHS

**TOTAL TACKLES** - 7 (two times) Last: vs. Minnesota (9-21-97)  
**SOLO** - 5 vs. Minnesota (9-21-97)  
**ASSISTS** - 3 vs. Chicago (9-1-97)  
**SACKS** - 1 (several times) Last: vs. Tampa Bay (10-5-97)  
**INTERCEPTIONS** - 1 vs. Tampa Bay (10-5-97)  
**LONG INTERCEPTION RETURN** - 77t vs. Tampa Bay (10-5-97)  
**PASSES DEFENSED** - 1 (several times) Last: at New England (12-20-98)

## WHEN THE DEFENSE SCORES

San Francisco has won 18 consecutive games when its defense scores either a touchdown or safety. The last time the 49ers lost when the defense scored was at Dallas (10-17-93). The 49ers did not score on defense in '98.



LEE

WOODALL

WEST CHESTER

54



- ◆ Ht: 6-1, Wt: 230, Born: 10-31-69
- ◆ 6th Year (D-6B in '94)
- ◆ Games/Starts: 1998-15/15; Career-78/74
- ◆ Signed through 2002

LINEBACKER

PLAYERS

**CAREER:** Lee Woodall, one of the NFL's top pass-coverage linebackers, returns to his "Buck" linebacker post as a six-year starter...Selected to his second **PRO BOWL** in 1997...An unheralded sixth-round pick out of West Chester in the 1994 NFL Draft, Woodall earned a starting position as a rookie and made an immediate impact...With a knack of making big plays in big games, he was selected as a starter in the **PRO BOWL** in 1995...Possesses outstanding strength, speed, quickness and agility...Effective in coverage against tight ends, running backs and even wide receivers in certain formations...Honed coverage skills doubling as defensive back in college.

**ACQUIRED:** Selected by 49ers in sixth round (No.182 overall) of 1994 NFL Draft.

**1998:** Played and started 15 games...Missed one game with rib injury...Finished with 77 tackles, five passes defended, six quarterback pressures and one interception...Registered seven tackles and one quarterback pressure in season opener against N.Y. Jets (9-6)...Made four tackles, one pass defended and thwarted scoring drive with interception in end zone at Green Bay (11-1)...Posted season-high eight tackles and one pass defended vs. Carolina (11-8)...Matched season-high with eight tackles at Atlanta (11-15)...Suffered rib injury twisting to make tackle against New Orleans (11-22)...Did not play against N.Y. Giants (11-30)...Had back-to-back six-tackle games against Detroit (12-14) and New England (12-20)...Started two postseason games and posted team-high 13 tackles, two passes defended and one interception...Tied (Marquez Pope) for team-high with eight tackles, two passes defended and one interception in NFC Wild Card Game against Green Bay (1-3)...Credited with five tackles in NFC Divisional Playoff Game at Atlanta (1-11).

**1997:** Started 16 games and recorded **CAREER-HIGH** 84 tackles (50 solo), seven quarterback pressures, one interception and three forced fumbles...Played in second **PRO BOWL**...Second on team with 6.5 tackles for loss...Posted 11 tackles and broke up two passes in two postseason starts...Racked up season-high eight tackles, two quarterback pressures and one tackle for loss against Atlanta (9-21)...Collected seven tackles, including one for loss, against Dallas (11-2)...Recorded four tackles, one interception and one pass defended in division-clinching win over Carolina (11-16)...Tied for team-lead with seven tackles against San Diego (11-23)...Matched season-high with eight tackles and one forced fumble at Kansas City (11-30)...Finished with seven tackles, including one for loss, season-high three quarterback pressures, one pass defended and returned interception for 55 yards to set up fourth quarter field goal against Denver (12-15)...Made four solo tackles and one pass defended in NFC Divisional Playoff Game vs. Minnesota (1-3)...Tied for team-lead with seven tackles (six solo) and pass defended in NFC Championship Game against Green Bay (1-11).

**1996:** Played 16 regular season games, including 13 starts, and two postseason playoff games...Finished with 83 tackles (47 solo), 2.5 sacks and five passes defended...Tied for second on team with 12 tackles (nine solo) and one sack in playoffs...Had impact in big games, averaging 6.8 tackles in five games against playoff teams (Pittsburgh, Dallas, Carolina, Green Bay)...Registered **CAREER-HIGH** nine tackles (six solo) and nine-yard sack at Green Bay (10-14)...Recorded eight tackles (four solo) and pass defended vs. Carolina (12-8)...Posted eight solo tackles vs. Dallas (11-10)...Recorded eight tackles (four solo) at Washington (11-24)...Had 12 tackles and 1.5 sacks in two games against St. Louis...Recorded seven tackles (six solo), including shared sack, at St. Louis (10-6) and five tackles and 12-yard sack vs. Rams (9-8)...Had six tackles and eight-yard sack in NFC Wild Card Game win over Philadelphia (12-29)...Followed with six tackles in NFC Divisional Playoff Game against Green Bay (1-4).

**1995:** Selected as **PRO BOWL STARTER**...Played in every game, drawing 15 starting assignments...Finished with 77 tackles, three sacks, two interceptions and pair of fumble recoveries, including one return for touchdown...Racked up then **CAREER-HIGH** nine tackles in open-



er at New Orleans (9-3)...Missed start vs. Atlanta (9-10) when 49ers opened in nickel package...Had six tackles and one interception at Dallas (11-12)...Contributed CAREER-HIGH nine tackles, two fumble recoveries, one sack, and one forced fumble vs. Buffalo (12-3)...Broke 10-10 third-quarter deadlock with 96-yard fumble return for touchdown, second longest fumble return in team history...Had sack, forced fumble and fumble recovery with 3:11 left to seal win over Bills.

**1994:** Started 15 regular season games and three postseason contests as rookie outside linebacker...Finished with 74 total tackles, one sack, two passes defended, three forced fumbles and one fumble recovery...Started in first NFL game vs. L.A. Raiders (9-5)...Had season-high seven unassisted tackles vs. Philadelphia (10-2)...Credited with seven hits and fumble recovery at Washington (11-6)...Posted first NFL sack for six yards and one forced fumble vs. Denver (12-17)...Inactive at Minnesota (12-26) due to right knee injury.

**COLLEGE:** Earned Division II All-America honors as junior and was three-time ECAC Division II All-Star and PSAC All-Conference player at West Chester...Played strong safety as sophomore...Three-year starter, posting better than 100 tackles during each season...Two-time team captain and three-time team defensive player-of-the-year...Used as third down tailback and fullback in final three seasons.

**PERSONAL:** Full name is Lee Artis Woodall...Born (10-31-69) in York, PA...Was outstanding linebacker at Carlisle High...Also starting forward on basketball team that included Orlando forward Billy Owens and won two state championships...Has sons, Lee Artis Jr. (1-20-96), Landen Armani (6-23-97) and daughter Aliyah Alon (9-15-98)...He and wife, Tamara, reside in Santa Clara, CA.

**WOODALL'S NFL HONORS:** Pro Bowl-1995, 1997.

## WOODALL'S NFL STATISTICS

YEAR	G/S	TACKLES				PASS									
		TOT.	SOLOS	AST.	SACKS	YDS.	DEF.	INT.	YDS.	TD	FC	FR	YDS.	TD	
1994	15/15	64	47	17	1	6	2	0	0	0	0	1	0	0	
1995	16/15	77	54	23	3	14	5	2	0	0	1	2	98	1	
1996	16/13	83	47	36	2.5	22.5	5	0	0	0	0	0	0	0	
1997	16/16	84	50	34	0	0	2	2	55	0	3	0	0	0	
1998	15/15	77	45	32	0	0	5	1	4	0	0	0	0	0	
<b>Career</b>	<b>78/74</b>	<b>385</b>	<b>243</b>	<b>142</b>	<b>6.5</b>	<b>42.5</b>	<b>19</b>	<b>5</b>	<b>59</b>	<b>0</b>	<b>4</b>	<b>3</b>	<b>98</b>	<b>1</b>	
<b>Postseason</b>															
1994	3/3	5	5	0	0	0	1	0	0	0	0	0	0	0	
1995	1/1	1	1	0	0	0	0	0	0	0	0	0	0	0	
1996	2/2	12	9	3	1	8	0	0	0	0	0	0	0	0	
1997	2/2	11	10	1	0	0	2	0	0	0	0	0	0	0	
1998	2/2	13	9	4	0	0	2	1	17	0	0	0	0	0	
<b>Career</b>	<b>10/10</b>	<b>42</b>	<b>34</b>	<b>8</b>	<b>1</b>	<b>8</b>	<b>5</b>	<b>1</b>	<b>17</b>	<b>0</b>	<b>0</b>	<b>0</b>	<b>0</b>	<b>0</b>	

**OTHER STATS: SPECIAL TEAMS TACKLES (REGULAR SEASON) - 1994 (3)**

## WOODALL'S CAREER HIGHS

**TOTAL TACKLES** - 9 (several times) Last: at Green Bay (10-14-96)

**SOLO** - 8 (two times) Last: vs. Dallas (11-10-96)

**ASSISTS** - 6 at Atlanta (11-15-98)

**SACKS** - 1 (several times) Last: at Green Bay (10-14-96)

**SACK YARDAGE** - 12 vs. St. Louis (9-8-96)

**INTERCEPTIONS** - 1 (several times) Last: at Green Bay (11-1-98)

**INTERCEPTION RETURN YARDS** - 55 vs. Denver (12-15-97)

**PASSES DEFENSED** - 2 (three times) Last: at New Orleans (10-11-98)

**FORCED FUMBLES** - 1 (several times) Last: at Kansas City (11-30-97)

**FUMBLE RECOVERIES** - 2 vs. Buffalo (12-3-95)

**TOUCHDOWNS** - 1 vs. Buffalo (12-3-95)



# BRYANT YOUNG

NOTRE DAME

97



- ♦ Ht: 6-3, Wt: 291, Born: 1-27-72
- ♦ 6th Year (D-1 in '94)
- ♦ Games/Starts: 1998-12/12; Career-68/68
- ♦ Signed through 2002

## DEFENSIVE TACKLE

PLAYERS

**CAREER:** Bryant Young is one of the most disruptive and dominant defensive players in the NFL...An explosive combination of speed, strength, quickness and intensity make him extremely difficult to block...Selected as a starter to the **PRO BOWL** and received first-team **ALL-PRO** honors from Associated Press in 1996...Was first alternate to Pro Bowl after being limited to 12 games due to ankle and foot injuries in 1997...Missed four games with broken leg in 1998, but still earned second-team **ALL PRO** honors by AP...Has proven himself to be an explosive inside pass rusher with 37.0 sacks in 68 games...Selected by his teammates as the 1996 and '98 recipient of the 49ers' **LEN ESHMONT AWARD**, symbolic of the player who best exemplifies courage and leadership.

**ACQUIRED:** Selected by 49ers in first round (No. 7 overall) of 1994 NFL Draft trade with Rams.

**1998:** Started 12 games and finished with 54 tackles (42 solo), 9.5 sacks, **TEAM-HIGH** 19 quarterback pressures, eight tackles for loss, two passes defended and two forced fumbles...Missed final four games with broken right leg...Was leading all NFL defensive tackles in sacks prior to injury...Earned second-team **ALL-PRO** honors by Associated Press...Became ninth player in team history to be voted **LEN ESHMONT AWARD** winner for second time...Had at least half sack in six consecutive games (9-14 - 10-25)...Had two-or-more sacks twice...Registered four tackles, two sacks, one forced fumble and one pressure at Washington (9-14)...Recorded three tackles, one sack, one tackle for loss, one pressure and one forced fumble against Atlanta (9-27)...Posted five tackles, shared sack, two tackles for losses, two pressures and one pass defended at Buffalo (10-4)...Racked up six tackles, 1.5 sacks and season-high four quarterback pressures at New Orleans (10-11)...Matched **CAREER-HIGH** with eight tackles and added one sack, one tackle for loss and three quarterback pressures at St. Louis (10-25)...Made six tackles, one sack, one pressure and one tackle for loss at Atlanta (11-15)...Registered four tackles, two sacks and one quarterback pressure vs. New Orleans (11-22)...Had five tackles, including one for loss, and two quarterback pressures before suffering fractured tibia and fibula in fourth quarter against N.Y. Giants (11-30)...Placed on Injured Reserve (12-3).

**1997:** Started 12 games and finished with 52 tackles (37 solo), four sacks, **TEAM-HIGH** 8.5 tackles for loss, 17 quarterback pressures and three passes defended...Missed four games with left ankle and right foot injuries...Had three sacks and 12 quarterback pressures prior to injury...Started both postseason games and totaled seven tackles, team-high four quarterback pressures and two passes defended...Had season-high six tackles vs. New Orleans (9-14)...Matched season-high with six tackles and one sack against Atlanta (9-21)...Racked up three tackles, one sack and three quarterback pressures against St. Louis (10-12)...Recorded five tackles, one sack and one pass defended before suffering sprained left ankle and sprained right foot at Atlanta (10-19)...Inactive with foot and ankle injuries at New Orleans (10-26), Dallas (11-2) and Philadelphia (11-10)...Had five tackles, one sack and one quarterback pressure in division-clinching win over Carolina (11-16)...Posted five tackles, two quarterback pressures and two tackles for loss against Denver (12-15)...Inactive at Seattle (12-21) to rest left ankle after 49ers clinched homefield advantage against Broncos...Recorded two tackles, including one for loss, two quarterback pressures and one pass defended in NFC Divisional Playoff Game against Minnesota (1-3)...Racked up five tackles, two pressures and one pass defended in NFC Championship Game against Green Bay (1-11).

**1996:** Started 16 games in regular season and recorded **CAREER-HIGH** 84 tackles (64 solo), 11.5 sacks, five passes defended, and two safeties...Received first-team **ALL-PRO** honors by Associated Press...Named starter to **PRO BOWL**...Tied Minnesota's John Randle for **LEAGUE-LEAD** in sacks for defensive tackles with 11.5...Voted **LEN ESHMONT AWARD** winner (12-



11) as team's most inspirational and courageous player...Started two postseason playoff games...Had three multi-sack games during regular season, one against Atlanta and two against St. Louis...Racked up three tackles, two sacks, and pass defended vs. St. Louis (9-8)... Named **NFC DEFENSIVE PLAYER-OF-THE-WEEK** after registering five solo tackles, and **CAREER-HIGH** three sacks for 27 yards at St. Louis (10-6)...Tallied seven tackles (six solo), six-yard sack, and one pass defended at Houston (10-27)...Recorded six tackles (five solo), including 11-yard sack, and forced fumble at New Orleans (11-3)...Credited with six solo tackles, including sack, vs. Dallas (11-10)...Tallied five tackles (four solo), two sacks (one for safety) and 43-yard fumble recovery at Atlanta (12-2)...Credited with eight tackles (seven solo), one sack for safety and pass defended at Pittsburgh (12-15)...Sack for safety against Steelers tied **NFL RECORD** for most safeties in season with two...Posted seven tackles, team-high two sacks and two passes defended in NFC Wild Card Game against Philadelphia (12-29)...Made two tackles before leaving with severe pinched nerve in first quarter of NFC Divisional Playoff Game against Green Bay (1-4).

**1995:** Started and played in 12 games...Missed four games with ankle injury...Finished with 33 total tackles, and second on team with six sacks...Had two multi-sack games...Recorded four tackles and sack prior to injuring right ankle late in game at Detroit (9-25)...Inactive vs. N.Y. Giants (10-1), at Indianapolis (10-15), at St. Louis (10-22), and vs. New Orleans (10-29)...Dropped QB Dan Marino for sacks on game's first two plays and finished with four tackles at Miami (11-20)...Registered four tackles and two sacks vs. Minnesota (12-18).

**1994:** Named **NFL DEFENSIVE ROOKIE-OF-THE-YEAR** by United Press International...**TEAM-LEADER** among linemen with 49 total tackles and ranked second on team with six sacks...Started all 16 regular season games and three postseason games...Credited with five tackles and one sack in first NFL game vs. L.A. Raiders (9-5)...Had one-yard sack and forced fumble that was returned 49 yards for touchdown by S Tim McDonald at Atlanta (10-16)...Had two tackles and one sack vs. Dallas (11-13)...Had season-high six tackles with six-yard sack at San Diego (12-11)...Tallied two tackles, one sack, one forced fumble and one defended pass vs. Chicago in NFC Divisional Playoff Game (1-7)...Posted three solo stops and pass defended vs. Dallas in NFC Championship Game (1-15).

**COLLEGE:** Earned All-America honors as senior at Notre Dame, posting 67 total tackles and leading Irish with 6.5 sacks...Honorable mention All-America status as junior when he posted 7.5 sacks...Three-year starter...Majored in marketing...College teammates with 49ers' defensive tackle Junior Bryant and linebacker Anthony Peterson.

**PERSONAL:** Full name is Bryant Colby Young...Born (1-27-72) in Chicago Heights, IL, where he was first-team All-America as selected by *Parade Magazine* and second-team *USA Today* All-America...Earned four letters as DE/TE...Named *Chicago Sun Times* Male Athlete-of-the-Year as senior...Lettered four years in wrestling, finishing third in state with 29-1 record as senior...Earned three track & field letters, ranking third in state as senior in discus (171-9) and also participated in shot put (56-0)...He and wife, Kristin, have daughter, Kai Marin (7-1-99)...The Young's split time between Matteson, IL and Redwood Shores, CA.

**YOUNG'S NFL HONORS:** Pro Bowl-1996; All Pro-1996, 1998 (second team); NFL Defensive Rookie of the Year (UPI)-1994

## YOUNG'S NFL STATISTICS

YEAR	G/S	TACKLES				PASS							
		TOT.	SOLOS	AST.	SACKS	YDS.	DEF.	INT.	YDS.	S	FC	FR	YDS.
1994	16/16	49	45	4	6	30	4	0	0	1	0	0	0
1995	12/12	33	25	8	6	33	2	0	0	0	1	0	0
1996	16/16	84	64	20	11.5	74.5	5	0	0	2	1	1	43
1997	12/12	52	37	15	4	35.0	3	0	0	0	0	0	0
1998	12/12	54	42	12	9.5	45	2	0	0	0	2	1	0
<b>Career</b>	<b>68/68</b>	<b>272</b>	<b>213</b>	<b>59</b>	<b>37</b>	<b>217.5</b>	<b>16</b>	<b>0</b>	<b>0</b>	<b>2</b>	<b>4</b>	<b>3</b>	<b>43</b>



## Young's Statistics (Continued)

YEAR	G/S	TACKLES				PASS							
		TOT.	SOLOS	AST.	SACKS	YDS.	DEF.	INT.	YDS.	S	FC	FR	YDS.
Postseason													
1994	3/3	5	5	0	1	8	2	0	0	1	0	0	0
1995	1/1	1	1	0	0	0	0	0	0	0	0	0	0
1996	2/2	9	8	1	2	5	2	0	0	0	0	0	0
1997	2/2	7	5	2	0	0	2	0	0	0	0	0	0
<b>Career</b>	<b>8/8</b>	<b>22</b>	<b>19</b>	<b>3</b>	<b>3</b>	<b>13</b>	<b>6</b>	<b>0</b>	<b>0</b>	<b>0</b>	<b>1</b>	<b>0</b>	<b>0</b>

## YOUNG'S CAREER HIGHS

**TOTAL TACKLES** - 8 (several times) Last: at St. Louis (10-25-98)

**SOLO** - 8 at St. Louis (10-25-98)

**ASSISTS** - 5 vs. Detroit (12-23-96)

**SACKS** - 3 at St. Louis (10-6-96)

**SAFETY** - 1 at Pittsburgh (12-15-96), at Atlanta (12-2-96)

**PASSES DEFENSED** - 2 vs. New Orleans (9-25-94)

PLAYERS

STEVE

YOUNG

BRIGHAM YOUNG

8



- ♦ Ht: 6-2, Wt: 215, Born: 10-11-61
- ♦ 15th Year (TR in '87)
- ♦ Games/Starts: 1998-15/15; Career-166/140
- ♦ Signed through 2003

QUARTERBACK

**CAREER:** Combining toughness, athleticism, character, and leadership, Steve Young has established himself as one of the greatest quarterbacks in NFL history...In fact, with a career quarterback rating of 97.6, he stands as the most accurate passer in the 80-year history of the league...He is the only player in league history to have a quarterback rating of more than 100 six times...Matched Sammy Baugh's **NFL RECORD** with his sixth **NFL PASSING TITLE** with rating of 104.7 in 1997...He is the **NFL'S ALL-TIME LEADER** in touchdown-interception ratio (2.22), topping Joe Montana (1.96)...He has a touchdown-interception ratio of 2.66 during his career with 49ers...He is one of few NFL quarterbacks who can win games with his arm and his legs...Since taking over as San Francisco's starting signal caller in 1991, he has thrown 175 touchdown passes and rushed for 33 scores...Owns career record of 92-48 (.657) as starting quarterback...He has 89-32 (.736) record as a starter for 49ers, topping Joe Montana (.719, 100-39) for highest winning percentage in team history...Named to seven consecutive **PRO BOWLS**, second longest streak in **TEAM HISTORY** behind Jerry Rice (11)...Earned **NFL MVP** honors in both 1992 and '94, in addition to being named **SUPER BOWL XXIX MVP**...He holds **TEAM CAREER RECORDS** with a 66.1 completion percentage, longest pass play (97t), average gain per pass attempt (8.27) and 102.4 QB rating...He also ranks third with 2,355 completions, 3,564 attempts, 208 touchdowns and 29,461 yards...Has recorded 28 300-yard passing games...Holds **NFL RECORD** for most consecutive 300 yards games with six in 1998, breaking Joe Montana's record of five in 1982...Enters 1999 ranked 17th in NFL history with 32,678 career passing yards and 14th with 2,651 career completions...Moved into second on NFL's all-time quarterback rushing list with 4,182 yards, trailing only Randall Cunningham (4,741)...His 43 rushing touchdowns are most by quarterback in **PRO FOOTBALL HISTORY**, breaking Jack Kemp's previous mark (40)...Enters 1999 ranked sixth on 49ers career rushing list



with 3,524 yards...Played one season (1984) for L.A. Express of USFL and two seasons (1985-86) with Tampa Bay Buccaneers prior to being traded to San Francisco in 1987.

**ACQUIRED:** Traded by Tampa Bay to 49ers for second-round (LB Winston Moss) and fourth-round (WR Bruce Hill) picks in 1987 NFL Draft and cash (4-24-87)...Began NFL career as initial selection of NFL Supplemental Draft in 1984 by Bucs.

**1998:** Played and started 15 regular season and two postseason games...Completed 322 of 517 passes for 4,170 yards, 36 touchdowns and quarterback rating of 101.1...Marked **LEAGUE RECORD** sixth time he registered QB rating over 100...Registered quarterback rating of over 100 in game eight times...Finished second on team with 454 rushing yards and six touchdowns on 70 carries...Earned seventh consecutive **PRO BOWL** invitation, fourth as starter for NFC...Named second team **ALL-PRO** by Associated Press...Shattered **SINGLE-SEASON TEAM RECORDS** for most passing yards and touchdown passes...Threw for 300 yards seven times, including **NFL RECORD** six consecutive games...Broke Joe Montana's **TEAM** and **NFL RECORD** of five consecutive 300-yard games in 1982...Combined with Jerry Rice to set **NFL RECORD** for most touchdowns by QB-WR combination at 84, shattering previous mark of 79 set by Dan Marino and Mark Clayton...Increased career rushing touchdowns total to 43, breaking Jack Kemp's **PRO FOOTBALL RECORD** for most rushing touchdowns by quarterback (40)...Threw touchdown pass in all 15 games played, second longest streak in team history behind his own 18...Started season with **NFL RECORD** six consecutive 300-yard passing games...Opened by completing 26-of-46 passes for 363 yards and three touchdowns against N.Y. Jets (9-6)...Earned **NFC OFFENSIVE PLAYER-OF-THE-WEEK** honors after going 21-of-32 for 303 yards, three touchdowns and season-high 127.5 quarterback rating at Washington (9-14)...Also carried twice for 23 yards and one touchdown against Redskins...Completed 28 of 39 passes for season-high 387 yards and three touchdowns vs. Atlanta (9-27)...Secured **NFC OFFENSIVE PLAYER-OF-THE-MONTH** honors for sixth time in career after throwing for 1,053 yards and nine touchdowns during 3-0 start in September...Was 23-of-38 for 329 yards and three touchdowns at Buffalo (10-4)...Completed 21-of-40 passes for 309 yards and three touchdowns at New Orleans (10-11)...Named **NFC OFFENSIVE PLAYER-OF-THE-WEEK** and **MILLER LITE NFL PLAYER-OF-THE-WEEK** after throwing for two scores and running for two more in come-from-behind win against Indianapolis (10-18)...Completed 33 of **CAREER-HIGH** 51 passes for 331 yards and two touchdowns, and rushed for 60 yards and two touchdowns on eight carries, including impressive, tackle-breaking 23-yard touchdown run in fourth quarter against Colts...Was 13-of-24 for 227 yards and three touchdowns at St. Louis (10-25)...Delivered 12-yard touchdown pass to Jerry Rice on first play from scrimmage against Rams to break **NFL RECORD** for most touchdowns by QB-WR duo at 80...Scored 41st career rushing touchdown on one-yard run at Green Bay (11-1), shattering Jack Kemp's record for most career rushing touchdowns by quarterback...Was inactive as third quarterback due to abdominal strain against Carolina (11-8)...Notched seventh 300-yard passing game of season by completing 21-of-40 passes for 342 yards and two touchdowns at Atlanta (11-15)...Matched regular season **CAREER-HIGH** with four touchdown passes and became second quarterback in NFL history (Randall Cunningham) to reach 4,000-yard rushing mark with five-carry, 35-yard effort at New Orleans (11-22)...Notched season-high 66 yards rushing on 10 carries, while throwing for season-low 82 yards in 35-13 win over Detroit (12-14)...Delivered one of most memorable touchdown passes in team history, 25-yard strike to Terrell Owens with three seconds remaining to pull-out NFC Wild Card Game win over Green Bay (1-3)...Was 18-of-32 for 182 yards and three touchdowns against Packers...Completed 23-of-37 passes for 289 yards and one touchdown and carried six times for 19 yards and one touchdown in NFC Divisional Playoff Game at Atlanta (1-9).

**1997:** Played and started 15 regular season games and two playoff outings...Completed 241 of 356 passes for 3,029 yards, 19 touchdowns and quarterback rating of 104.7...Third highest quarterback rating and fifth time over century mark...Tied **NFL RECORD** with sixth **LEAGUE PASSER RATING TITLE**...Reached 3,000-yard mark for fifth time in career...Produced quarterback rating of 100-or-better eight times, including 140-or-above three times...Carried 50 times for 199 yards and three touchdowns...Started at quarterback and suffered concussion on fifth play of game at Tampa Bay (8-31)...Completed four-of-eight passes for 33 yards against Buccaneers...Was inactive (concussion) at St. Louis (9-7)...Returned to lineup and produced one of most accurate passing games in team history against New Orleans (9-14)...Completed 18 of 21 passes for 220 yards, three touchdowns and had quarterback rating of 149.9...85.7 completion percentage was second highest in team history and 149.9 quarterback rating was highest since registering 150.9 mark against Tampa Bay (11-14-93)...Recorded 21st career 300-yard



passing game by completing 17-of-24 passes for season-high 336 yards, two touchdowns and 140.8 quarterback rating vs. Atlanta (9-21)...Finished month of September with quarterback rating of 135.3, completing 51-of-69 passes for 708 yards, six touchdowns and no interceptions...Connected on 19-of-30 passes for 223 yards and season-high three touchdowns against St. Louis (10-12)...Led 49ers to division-clinching win by completing 17-of-22 passes for 221 yards, one touchdown and quarterback rating of 123.2 vs. Carolina (11-16)...Also rushed six times for 22 yards and one touchdown against Panthers...Completed 20-of-30 passes for 245 yards and two touchdowns against San Diego (11-23)...Moved ahead of Fran Tarkenton into second place on all-time rushing yards list for quarterbacks by totaling eight yards on four carries against Chargers...Completed 20-of-25 passes for 280 yards and three touchdowns for quarterback rating of 140.0, and added season-high 10 carries for 31 yards and one touchdown against Minnesota (12-7)...Named **NFC OFFENSIVE PLAYER-OF-THE-WEEK** after all-around performance against Vikings...Completed 22-of-34 passes for 276 yards and one touchdown to Jerry Rice against Denver (12-15)...It was 75th touchdown pass to Rice...Connected on 21-of-30 passes for 224 yards, one touchdown and quarterback rating of 102.6, while rushing four times for 37 yards in NFC Divisional Playoff Game against Minnesota (1-3)...Completed 23-of-38 passes for 250 yards in NFC Championship Game against Green Bay (1-11).

**1996:** Played and started 12 regular season games and two playoff contests...Completed 214-of-316 passes for 2,410 yards and 14 touchdowns...Missed three games with groin injury and one due to concussion...Started playoff games against Philadelphia (12-29) and Green Bay (1-4)...Claimed fifth **NFL PASSER RATING TITLE** in six years with quarterback rating of 97.2...Voted to fifth consecutive **PRO BOWL**...Clinched passing title by completing 11-of-14 passes for 96 yards and two touchdowns against Detroit (12-23)...Completed 15-of-18 passes for 138 yards and rushed four times for 14 yards before being replaced in third quarter by Elvis Grbac due to strained groin vs. St. Louis (9-8)...Completed 19-of-30 passes for 274 yards, two touchdowns (39 & 45) and carried 10 times for 45 yards, including game-winning 15-yard touchdown, against Cincinnati (10-20)...Left game against Bengals in second quarter due to groin injury, but returned in second half to replace injured Elvis Grbac (back)...Did not play against Atlanta (9-29), St. Louis (10-6), and Green Bay (10-14) due to groin injury...Suffered concussion on third play of game at Houston (10-27) and did not return...Was seven of 13 for 83 yards and one touchdown, and carried ball twice for four yards vs. Dallas (11-10) before leaving game in second quarter with concussion...Inactive vs. Baltimore (11-17) due to concussion...Completed 23-of-30 passes for 254 yards, one touchdown and quarterback rating of 114.6 at Atlanta (12-2)...Also carried six times for 43 yards and two touchdowns (26 & 5) at Falcons...Completed 27-of-41 passes for season-high 393 yards, three touchdowns (1, 46, & 5), and gained 63 yards on five carries vs. Carolina (12-8)...Completed 24-of-36 passes for 253 yards three touchdowns (4, 4, & 20), and quarterback rating of 114.6 at Pittsburgh (12-15)...Rushed six times for 22 yards against Steelers...Completed 14-of-21 passes for 161 yards, one touchdown and quarterback rating of 105.6, and carried 11 times for game-high 65 yards and one touchdown in NFC Wild Card win over Eagles (12-29)...Suffered cracked ribs on nine-yard touchdown run in second quarter against Eagles, but stayed in game...Started but lasted only nine plays with cracked ribs in NFC Divisional Playoff Game at Green Bay (1-4).

**1995:** Played in 11 games, completing 299-of-447 passing attempts for 3,200 yards and 20 touchdowns...Missed five games with left shoulder injury...Earned fourth consecutive **PRO BOWL** selection...Ranked fifth in NFL (4th in NFC) with 92.3 passer rating...Was second on team with 250 rushing yards on 50 carries, scoring three touchdowns...Had five 300-yard passing games...Began season at New Orleans (9-3) by completing 21-of-27 passes for 260 yards and two touchdowns...Was forced to leave game for two series at end of second quarter after suffering sprained neck; however, returned to action in second half...Was 27-of-40 for 331 yards and three touchdowns vs. Atlanta (9-10)...Threw three touchdown passes for second consecutive week vs. New England (9-17), connecting on 29-of-42 attempts for 284 yards...Completed 27-of-44 attempts at Detroit (9-25) with pair of scoring passes, shattering Joe Montana's **TEAM RECORD** with touchdown passes in 15 consecutive games...Extended string to 18 over next three games before having it snapped against Buffalo (12-3)...Suffered left shoulder injury while being sacked six times at Indianapolis (10-15)...Inactive due to left shoulder injury during next four games, at St. Louis (10-22), vs. New Orleans (10-29), vs. Carolina (11-5), and at Dallas (11-12)...Underwent arthroscopic surgery on shoulder (11-13) and was active but did not play at Miami (11-20)...Returned to line-up with big performance vs. St. Louis (11-26), completing 21-of-32 passes for 226 yards and three touchdowns...Passed for 336 yards on 31-of-



45 with touchdown at Carolina (12-10)...Completed 30 of **CAREER-HIGH** 49 passes for 425 yards and three touchdowns (8, 46, and 31 yards) and added eight-yard rushing touchdown vs. Minnesota (12-18)...Completed 31-of-44 passes for 316 yards and touchdown at Atlanta (12-24), joining Joe Montana and Elvis Grbac as only 49ers' quarterbacks to throw for at least 300 yards in three consecutive games...Set **NFL POSTSEASON GAME RECORD** by attempting 65 passes in NFC Divisional Playoff vs. Green Bay (1-6), breaking previous record of 64 by Cleveland's Bernie Kosar in AFC Divisional Playoff during 1986 season. Completed 32 of those attempts for 328 yards and led Niners' in rushing with 77 yards on nine carries and one touchdown.

**1994:** Named **NFL PLAYER-OF-THE-YEAR** and starter in **PRO BOWL**...Set **NFL SINGLE-SEASON RECORD** with 112.8 QB rating...Established new 49ers single-season records with 35 touchdown passes and 70.2% completion percentage...Extended own **NFL RECORD** of consecutive seasons as league's top-rated quarterback to four...Passed for better than 3,000 yards for third straight season, joining Joe Montana as only QB in **49ERS HISTORY** to accomplish feat...Finished year with 3,969 passing yards, second most in club history...Opened season by completing 19-of-32 passes for 308 yards and four touchdowns that included 38-yard scoring strike to Jerry Rice for **NFL-RECORD** 127th career touchdown vs. L.A. Raiders (9-5)...Completed 24-of-34 passes for 288 yards and score at Kansas City (9-11)...Had season-highs of 31 completions and 355 passing yards in 39 attempts, while also throwing for pair of touchdowns at L.A. Rams (9-18)...Completed 25-of-39 throws for 247 yards and pair of TDs vs. New Orleans (9-25)...Went into 49ers record book by completing first two-point conversion pass in **TEAM HISTORY** to TE Brent Jones vs. Philadelphia (10-2)...Briefly left game at Detroit (10-9) with minor knee injury, before returning to rally San Francisco from 14-0 deficit to 27-21 win completing 19-of-25 passes for 152 yards...Named **NFC OFFENSIVE PLAYER-OF-THE-WEEK** at Atlanta (10-16), completing 15-of-16 passes for 143 yards and four touchdowns...Passed for 255 yards and one score on 20-of-26 passing attempts and turned in team season-high 27-yard rush vs. Tampa Bay (10-23)...Completed 15-of-25 passes for 291 yards and 69-yard touchdown to Brent Jones at Washington (11-6)...Had big offensive day vs. Dallas (11-13), completing 12-of-21 passing attempts for 183 yards and two touchdowns, while also leading running game with 60 yards on eight attempts and score...Completed 30-of-44 passes for 325 yards and four touchdowns, including 56th career scoring pass to WR Jerry Rice, topping Montana-to-Rice combination at 55 to rank as No. 2 passing duo in NFL history...Passed for 281 yards on 24-of-30 attempts with four touchdown passes at New Orleans (11-28)...Named **NFC OFFENSIVE PLAYER-OF-THE-MONTH** for November...Completed 22-of-33 passes for 294 yards with three touchdown passes vs. Atlanta (12-4)...Named **NFC OFFENSIVE PLAYER-OF-THE-WEEK** completing 25-of-32 passes for 304 yards and two scores...Threw for 350 yards on 20-of-29 passes with three scores vs. Denver (12-17)...Enjoyed one of most productive post-season campaigns in NFL history completing 53-of-87 passes for 623 yards and nine touchdown passes, while not throwing single interception...Passed for 143 yards on 16-of-22 attempts with one touchdown and rushed for 32 yards on five carries with touchdown vs. Chicago in NFC Divisional Playoff Game (1-7)...Completed 13-of-29 passes for 155 yards and two touchdowns and rushed for 47 yards on 10 carries and touchdown vs. Dallas in NFC Championship Game (1-15)...Named **SUPER BOWL XXIX MVP** after throwing for 325 yards on 24-of-36 completions and **SUPER BOWL RECORD** six touchdown passes, while also leading 49ers in rushing with 49 yards on five carries vs. San Diego (1-29).

**1993:** Selected to **PRO BOWL**...**NFL LEADER** with 101.5 quarterback rating and 29 touchdown passes...Set **NFL RECORDS** by winning three consecutive passing titles (1991-93) and becoming only quarterback in league history to have three straight seasons with 100+ quarterback rating...Set **SINGLE-SEASON TEAM RECORD** with 4,023 yards becoming first San Francisco quarterback to throw for 4,000 yards...Set **TEAM RECORD** by throwing 183 consecutive passes without interception, beginning in second quarter vs. Minnesota (10-3) and extending into second period at L.A. Rams (11-22), surpassing Joe Montana's previous mark of 154...Missed most of preseason, after suffering broken left thumb vs. L.A. Raiders (8-8)...Returned to action in time for season opener and threw three touchdown passes at Pittsburgh (9-5)...Moved into fourth place on 49ers' all-time completion list (684), surpassing Steve DeBerg (670) at Cleveland (9-13)...Threw three touchdown passes vs. Atlanta (9-19), while also becoming first 49ers quarterback to catch own pass (off deflection) since Y.A. Tittle caught four-yard pass off deflection vs. L.A. Rams in 1959...Completed 73 percent of passes (22-of-30) at New Orleans (9-26)...Surpassed 10,000-yard mark for career passing yards (10,069) with 267 yards at Dallas (10-17)...Tied



**CAREER-HIGH** with four touchdown passes posting first 300-yard passing game of season with a 23-of-29 passing effort at Tampa Bay (11-14)...Passed for 205 yards and three touchdowns and ran for additional score vs. New Orleans (11-22)...Established **CAREER-HIGH** with 462 passing yards, on 26-of-32 passes and four touchdowns at L.A. Rams (11-28)...Named **NFC OFFENSIVE PLAYER-OF-THE-MONTH** for November completing 63-of-82 passes (76.9%) for 978 yards with 11 touchdowns and one interception...Threw for 354 yards and four touchdowns at Detroit (12-19)...Threw for 165 yards and two touchdowns vs. Philadelphia to become first 49ers quarterback to throw for 4,000 yards in season (4,023)...Threw for 226 yards on 17-of-22 passing attempts to move past John Brodie (973) and into second place on 49ers' all-time postseason yardage list (974) vs. N.Y. Giants in NFC Divisional Playoff Game (1-15)...Surpassed 1,000-yard mark in career playoff passing yardage, while completing 27-of-45 attempts for 287 yards in NFC Championship Game at Dallas (1-23)

**1992: NFL MOST VALUABLE PLAYER**...*Sports Illustrated*, Miller Lite and *The Sporting News* **PLAYER-OF-THE-YEAR**...Selected as starter to **PRO BOWL**...Named winner of **LEN ESHMONT AWARD** as team's most inspirational and courageous player in vote by teammates...**NFL LEADER** with 107.0 passer rating, becoming first player in **NFL HISTORY** to lead league two consecutive seasons with passer rating of 100-or-better (101.8 in '91)...Also **NFL LEADER** in touchdown passes (25) and completion percentage (66.7)...Started and replaced by Steve Bono after suffering concussion on fifth play of game at N.Y. Giants (9-6)...Passed for 449 yards second highest total of career on 26 completions vs. Buffalo (9-13)...Threw pair of touchdown passes and ran for another before being replaced by Bono at start of fourth quarter at N.Y. Jets (9-20)...Surpassed 6,000 yards passing (6,021) as 49er at New Orleans (9-27)...Ran for pair of touchdowns and engineered fourth-quarter drive that set up game-winning field goal vs. L.A. Rams (10-4)...Threw pair of touchdown passes, including game-winner to Ricky Watters, at New England (10-11)...Threw three touchdown passes, including season-long 80 yarder to Jerry Rice vs. Atlanta (10-18)...Named **NFC OFFENSIVE PLAYER-OF-THE-MONTH** for October...Started and played game's first two series until being forced to leave game due to flu at Arizona (11-1)...Named **NFC OFFENSIVE PLAYER-OF-THE-WEEK** after throwing pair of touchdown passes, including game-winning eight-yard strike to Brent Jones with :46 remaining, and scoring himself on 10-yard run, vs. New Orleans (11-15)...Threw pair of touchdown passes, including Rice's 100th career receiving touchdown, vs. Philadelphia (11-29)...Tossed pair of touchdown passes, including Jerry Rice's **NFL RECORD-BREAKING** 101st touchdown reception, vs. Miami (12-6)...Completed 12-of-18 passes for 153 yards while playing only first half vs. Detroit (12-28)...Made first NFL postseason start vs. Washington in NFC Divisional Playoff Game (1-9) and threw pair of touchdown passes...Had one-yard touchdown run and threw touchdown pass vs. Dallas in NFC Championship Game (1-17).

**1991: NFL LEADER** in passing efficiency with 101.8 quarterback rating...Threw 73-yard touchdown pass and rushed for five-yard score at N.Y. Giants (9-2)...Established season highs for completions (26) and passing yards (348) vs. San Diego (9-8)...Moved into seventh place on 49ers' all-time completion list (271), surpassing Jim Plunkett (254), vs. L.A. Rams (9-22)...Passed for 348 yards for second time during season, while also scoring pair of rushing touchdowns vs. Atlanta (10-13)...Selected as both **NFC OFFENSIVE PLAYER-OF-THE-WEEK** by NFL and *USA Today* **PLAYER-OF-THE-WEEK** setting **TEAM RECORD** by completing 90% of passes (18-of-20) for 237 yards and two touchdowns vs. Detroit (10-20)...Completion total in game moved him into sixth place on 49ers' all-time completion list (329), surpassing Frankie Albert (316)...Named **NFC OFFENSIVE PLAYER-OF-THE-MONTH** for October, after completing 68.5 percent of passes for 681 yards and five touchdowns...Threw **TEAM RECORD** 97-yard touchdown pass to John Taylor before injuring medial collateral ligament in left knee at end of first half at Atlanta (11-3)...Inactive at New Orleans (11-10), vs. Arizona (11-17) and at L.A. Rams (11-25)...Dressed, but did not play, vs. New Orleans (12-1) and at Seattle (12-8)...Replaced injured Steve Bono (left knee) in third quarter and completed two-of-four passes for 21 yards vs. Kansas City (12-14)...Started, threw three touchdown passes and ran for another score vs. Chicago (12-23).

**1990:** Played in six games, including one start...Completed 61.3% of passes (38-62) for 427 yards with two touchdowns...Made first start of season vs. New Orleans (12-23) and became only second 49ers quarterback to rush for 100 yards (102) in game vs. New Orleans (12-23), joining Billy Kilmer, who had 103 yards at Detroit (10-1-61)...Replaced Joe Montana to begin second half at Minnesota (12-30), and engineered fourth-quarter come-from-behind victory completing six-of-seven passes for 88 yards, including 34-yard touchdown pass to John Taylor, during final



drive...Replaced injured Montana in waning moments of NFC title game, completing only pass attempt for 25 yards.

**1989:** Saw action in 10 games, including three starting assignments...Completed 69.6% of passes for season connecting on 64-of-92 passes for 1,001 yards with eight touchdowns...Started and led team with 79 rushing yards at Dallas (10-15)...Forced into action for one play (sacked for seven yards) vs. Green Bay (11-19)...Replaced injured Montana (ribs) late in second quarter at Atlanta (12-3), and played all of second half in game completing first 10 passes, including 38-yard touchdown to John Taylor and scoring on one-yard run...Ran for two-yard score and threw eight-yard touchdown as starter vs. Buffalo (12-17)...Completed two-of-three passes for 20 yards and had 11-yard run vs. Denver in Super Bowl XXIV (1-28-90).

**1988:** Subbed for injured Joe Montana (right elbow) at New Orleans (9-4)...Started at N.Y. Giants (9-11)...Rushed twice for eight yards when pressed into action during final drive of fourth quarter and overtime vs. Denver (10-9)...Started for injured Montana (back) vs. Minnesota (10-30) and threw 73-yard TD pass to John Taylor...Recorded one of team's all-time memorable plays with a 49-yard scoring run with 1:58 remaining, providing margin of victory that game, and was named **NFC OFFENSIVE PLAYER-OF-THE-WEEK**.

**1987:** Acquired by San Francisco four days prior to 1987 draft (4-24) for second and fourth round selections...Started for injured Joe Montana (right hand) vs. New Orleans (11-15), and completed five-of-six passes, including 46-yard touchdown to Jerry Rice, and rushed four times for 24 yards, prior to suffering concussion late in first quarter...Subbed for Montana (left hamstring) for most of Chicago game (12-14) and threw four touchdown passes...Replaced Montana in third quarter of NFC Divisional Playoff Game vs. Minnesota (1-9-88), and rushed for team-high 72 yards, including five-yard touchdown.

**1984-86:** (With Tampa Bay) Selected in first round (No.10 overall) of 1984 USFL draft by L.A. Express, but did not sign until after sixth game of season...Started 12 games for Express as rookie and became first player in **PRO FOOTBALL HISTORY** to rush for 100 yards and pass for 300 yards in same game at Chicago (4-20-84)...Signed with Tampa Bay (9-10-85) after Express release...Buccaneers made Young first selection of NFL Supplemental Draft (June, '84)...Started final five games for Tampa Bay in '85, after playing in 13-of-16 contests for Express that year (including portion of finale as running back)...Started total of 19 games in two seasons with Bucs, including 14 in 1986 passing for 2,282 yards.

**COLLEGE:** Consensus All-America and Heisman Trophy runner-up to Nebraska's Mike Rozier in 1983...Completed 71.3 percent (306-of-429 for 3,902 yards and 33 TDs) of passes as senior for highest single-season percentage in NCAA history at time...BYU won 11-of-12 games (including Holiday Bowl victory over Missouri) in '83, passing for better than 300 yards in all but two contests.

**PERSONAL:** Born Jon Steven Young (10-11-61) in Salt Lake City, UT and attended Greenwich (CT) High...Great-great-great grandson of Brigham Young...Received law degree from BYU in 1994...Named Bay Area Sports Hall of Fame Professional Athlete-of-the-Year for 1992...Active participant in community service, organized and manages Forever Young Foundation, which benefits Bay Area and Utah youth-oriented charities...Founded Sport, Education and Values Foundation which is an official licensee of United States Olympic Committee dedicated to developing educational and value-based programs for America's youth...Currently serves as International Spokesperson for Children's Miracle Network, which has raised more than one billion dollars world-wide for children's hospitals...Member of board of directors for American Indian Services...Serves as a corporate spokesperson for Visa, Nike, Advil, Pert Plus, AllSport, PowerBar, Sun Microsystems and National Milk campaign...Published children's book entitled *Forever Young* geared toward fourth-graders...Oldest of five siblings...Single, lives in Provo, UT during offseason and Palo Alto, CA during season.

**YOUNG'S NFL HONORS:** Pro Bowl - 1992-98; All-NFC - 1992; All-NFL - 1992; All-Pro - 1992, 1993; *Sports Illustrated* Player-of-the-Year - 1992, 1994; NFL MVP - 1992, 1994; NFL Player-of-the-Year - 1992, 1994; *Sporting News* Player-of-the-Year - 1992, 1994; NFLPA NFC Most Valuable Player - 1992, 1994; Super Bowl XXIX MVP - 1994



**YOUNG'S 300-YARD PASSING GAMES - (28) 462** (at L.A. Rams - 11-28-93), **449** (vs. Buffalo - 9-13-92), **425** (vs. Minnesota - 12-18-95), **399** (vs. Atlanta - 10-18-92), **393** (vs. Carolina - 12-8-96), **387** (vs. Atlanta - 9-27-98), **363** (vs. N.Y. Jets - 9-6-98), **354** (at Detroit - 12-19-93), **355** (at L.A. Rams - 9-18-94), **350** (vs. Denver - 12-17-94), **348** (vs. San Diego 9-8-91), (vs. Atlanta - 10-13-91), (at Detroit 9-25-95), **342** (vs. Philadelphia - 11-29-92), (at Atlanta - 11-15-98), **338** (vs. Chicago - 12-23-91), **336** (vs. Atlanta - 9-21-97), **336** (at Carolina - 12-10-95), **331** (vs. Atlanta 9-10-95), (vs. Indianapolis - 10-18-98), **329** (at Buffalo - 10-4-98), **325** (vs. L.A. Rams - 11-20-94), **316** (at Atlanta - 12-24-95), **311** (at Tampa Bay - 11-14-93), **309** (at New Orleans - 10-11-98), **308** (vs. L.A. Raiders - 9-5-94), **304** (at San Diego - 12-11-94), **303** (at Washington - 9-14-98)

**YOUNG'S 300-YARD POSTSEASON PASSING GAMES - (3) 328** vs. Green Bay (1-6-96), **325** vs. San Diego (1-29-95), **313** vs. Dallas - (1-17-93)

## YOUNG'S NFL STATISTICS

YEAR	G/S	ATT	COMP.	PASSING		TD	INT.	LONG	QB RATING
				YDS.	PCT.				
<i>TAMPA BAY</i>									
1985	5/5	138	72	935	.522	3	8	59	56.9
1986	14/14	363	195	2,282	.537	8	13	46	65.5
<b>Totals</b>	<b>19/19</b>	<b>501</b>	<b>267</b>	<b>3,217</b>	<b>.533</b>	<b>11</b>	<b>21</b>	<b>59</b>	<b>65.5</b>
<i>SAN FRANCISCO</i>									
1987	8/3	69	37	570	.536	10	0	50t	120.8
1988	11/3	101	54	680	.535	3	3	73t	72.2
1989	10/3	92	64	1,001	.696	8	3	50t	120.8
1990	6/1	62	38	427	.613	2	0	34t	92.6
1991	11/10	279	180	2,517	.645	17	8	97t	101.8
1992	16/16	402	268	3,465	.667	25	7	80t	107.0
1993	16/16	462	314	4,023	.680	29	16	80t	101.5
1994	16/16	461	324	3,969	.703	35	10	69t	112.8
1995	11/11	447	299	3,200	.669	20	11	57	92.3
1996	12/12	316	214	2,410	.677	14	6	52	97.2
1997	15/15	356	241	3,029	.677	19	6	82	104.7
1998	15/15	517	322	4,170	.623	36	12	81t	101.1
<b>Totals</b>	<b>147/121</b>	<b>3,564</b>	<b>2,355</b>	<b>29,461</b>	<b>.661</b>	<b>218</b>	<b>82</b>	<b>97t</b>	<b>102.4</b>
<b>Career</b>	<b>166/140</b>	<b>4,065</b>	<b>2,622</b>	<b>32,678</b>	<b>.645</b>	<b>229</b>	<b>103</b>	<b>97t</b>	<b>97.6</b>
<i>Postseason</i>									
<i>SAN FRANCISCO</i>									
1987	1/0	17	12	158	.706	1	1	31	94.7
1988	2/0	1	1	-1	1.000	0	0	-1	79.2
1989	3/0	5	3	26	.600	0	0	13	73.8
1990	2/0	1	1	25	1.000	0	0	25	118.8
1992	2/2	65	45	540	.692	3	3	36	90.5
1993	2/2	67	44	513	.657	1	1	43	87.5
1994	3/3	87	53	623	.609	9	0	51t	117.2
1995	1/1	65	32	327	.492	0	2	32	51.3
1996	2/2	26	16	169	.615	1	0	36	93.3
1997	2/2	68	44	474	.647	1	1	48	83.8
1998	2/2	69	41	471	.594	4	5	38	69.2
<b>Career</b>	<b>22/14</b>	<b>471</b>	<b>292</b>	<b>3,325</b>	<b>.620</b>	<b>20</b>	<b>13</b>	<b>51t</b>	<b>85.8</b>



## Young's Statistics (Continued)

YEAR	G/S	RUSH	RUSHING YDS.	AVG.	TD	LONG
<i>TAMPA BAY</i>						
1985	5/5	40	233	5.8	1	20
1986	14/14	74	425	5.7	5	31
<b>Totals</b>	<b>19/19</b>	<b>114</b>	<b>658</b>	<b>5.8</b>	<b>6</b>	<b>31</b>
<i>SAN FRANCISCO</i>						
1987	8/38	26	190	7.3	1	29t
1988	11/3	27	184	6.8	1	49t
1989	10/3	38	126	3.3	2	22
1990	6/1	15	159	10.6	0	31
1991	11/10	65	415	6.4	4	21
1992	16/16	75	537	7.2	4	39t
1993	16/16	69	407	5.9	2	35
1994	16/16	58	293	5.1	7	27
1995	11/11	50	250	5.0	3	29
1996	12/12	52	310	6.0	4	33
1997	15/15	50	199	4.0	3	13
1998	15/15	70	454	6.5	6	24
<b>Totals</b>	<b>147/121</b>	<b>595</b>	<b>3,524</b>	<b>5.9</b>	<b>37</b>	<b>49t</b>
<b>Career</b>	<b>166/140</b>	<b>709</b>	<b>4,182</b>	<b>5.9</b>	<b>43</b>	<b>49t</b>
<i>Postseason</i>						
<i>SAN FRANCISCO</i>						
1987	1/0	6	72	12.0	1	42
1988	2/0	3	1	0.3	0	1
1989	3/0	5	5	1.0	0	11
1990	2/0	0	0	0.0	0	0
1992	2/2	16	106	6.6	1	22
1993	2/2	10	55	5.5	1	18
1994	3/3	20	128	6.4	2	24
1995	1/1	9	77	8.6	1	41
1996	2/2	12	68	5.7	1	18
1997	2/2	6	38	6.3	0	16
1998	2/2	9	44	4.9	1	10
<b>Career</b>	<b>22/14</b>	<b>96</b>	<b>594</b>	<b>6.2</b>	<b>8</b>	<b>42</b>

**OTHER STATS:** TACKLES - 1991 (1), 1997 (1); **POSTSEASON TACKLES** - 1992 (1); **POSTSEASON RECEIVING YARDS** - 1987 (2 on lateral from Dwight Clark)

## YOUNG'S CAREER HIGHS

**PASSES ATTEMPTED** - 51 vs. Indianapolis (10-18-98)  
**COMPLETIONS** - 37 vs. Buffalo (9-13-92), vs. New Orleans (11-15-92)  
**PASSING YARDS** - 462 at L.A. Rams (11-28-93)  
**TD PASSES** - 4 (seven times) Last: at New Orleans (11-22-98)  
**LONG PASS** - 97t at Atlanta (11-3-91)  
**INTERCEPTIONS** - 3 (four times) Last: vs. Cincinnati (10-20-96)  
**RUSHES** - 11 at Dallas (10-15-89), vs. Atlanta (10-13-91)  
**RUSHING YARDS** - 102 vs. New Orleans (12-23-90)  
**LONG RUSH** - 49t vs. Minnesota (10-30-88)  
**TD RUSHES** - 2 (several times) Last: vs. Indianapolis (10-18-98)  
**SACKED** - 9 at Green Bay (11-1-98)  
**SACK YARDAGE** - 54 at Green Bay (11-1-98)  
**300+ YARDAGE GAMES** - 28 Last: at Atlanta (11-15-98)  
**400+ YARDAGE GAMES** - 3 - 449 vs. Buffalo (9-13-92), 462 at L.A. Rams (11-28-93), 425 vs. Minnesota (12-18-95)  
**MULTIPLE TD PASSING GAMES** - 71 Last: vs. St. Louis (12-27-98)



## YOUNG'S 1998 GAME-BY-GAME PASSING

DATE	OPPONENT	ATT	COMP	YDS.	SACK/LOST	TD	INT	LONG
9-6	N.Y. Jets	46	26	363	2/13	3	1	35
9-14	at Washington	32	21	303	1/5	3	0	57
9-20	Bye							
9-27	Atlanta	39	28	387	3/10	3	1	66t
10-4	at Buffalo	38	23	329	5/17	3	1	47t
10-11	at New Orleans	40	21	309	0/0	3	0	35
10-18	Indianapolis	51	33	331	5/10	2	0	25
10-25	at St. Louis	24	13	227	2/17	3	2	48
11-1	at Green Bay	39	24	186	9/54	1	1	25
11-8	Carolina			-INACTIVE-				
11-15	at Atlanta	40	21	342	4/35	2	1	65t
11-22	New Orleans	31	22	290	3/1	4	1	81t
11-30	N.Y. Giants	33	19	253	3/24	2	0	79t
12-6	at Carolina	31	19	213	1/3	2	1	33t
12-14	Detroit	18	12	82	1/1	1	1	18
12-20	at New England	23	18	267	5/33	2	2	75t
12-27	St. Louis	32	22	288	3/11	2	0	47
Postseason								
1-3	Green Bay	32	18	182	2/13	3	2	34
1-9	at Atlanta	37	23	289	1/1	1	3	38

## YOUNG'S 1998 GAME-BY-GAME RUSHING

DATE	OPPONENT	NO.	YDS.	AVG.	LONG	TD
9-6	N.Y. Jets	2	14	7.0	13	0
9-14	at Washington	2	23	11.5	20	1
9-20	Bye					
9-27	Atlanta	7	50	7.1	19	0
10-4	at Buffalo	5	34	6.8	13	0
10-11	at New Orleans	2	19	9.5	18	0
10-18	Indianapolis	8	60	7.5	23t	2
10-25	at St. Louis	5	5	1.0	7	0
11-1	at Green Bay	6	22	3.7	18	1
11-8	Carolina			-INACTIVE-		
11-15	at Atlanta	3	15	5.0	11	0
11-22	New Orleans	5	35	7.0	15	0
11-30	N.Y. Giants	5	62	12.4	24	0
12-6	at Carolina	6	29	4.8	17	0
12-14	Detroit	10	66	6.6	17	1
12-20	at New England	0	0	0	0	0
12-27	St. Louis	4	20	5.0	16t	1
Postseason						
1-3	Green Bay	3	16	5.3	10	0
1-9	Atlanta	6	19	3.2	8t	1

## POINT PRODUCTION

The 49ers have scored 30-or-more points in a game during the postseason 12 times. They are a perfect 12-0 in those games.



## YOUNG'S 1997 GAME-BY-GAME PASSING

DATE	OPPONENT	ATT	COMP	YDS.	SACK/LOST	TD	INT	LONG
8-31	at Tampa Bay	8	4	33	4/22	0	1	13
9-7	at St. Louis			-INACTIVE-				
9-14	New Orleans	21	18	220	5/39	3	0	34
9-21	Atlanta	24	17	336	2/9	2	0	69
9-29	at Carolina	24	16	152	2/3	1	0	23
10-5	Bye							
10-12	St. Louis	30	19	223	4/34	3	1	29
10-19	at Atlanta	25	16	259	3/18	2	1	82
10-26	at New Orleans	32	20	230	3/20	2	0	27
11-2	Dallas	23	15	180	1/7	0	1	30
11-10	at Philadelphia	23	13	103	1/7	0	1	23
11-16	Carolina	22	17	221	0/0	1	0	44
11-23	San Diego	30	20	245	2/17	2	0	37
11-30	at Kansas City	23	17	184	4/23	0	1	33
12-7	Minnesota	25	20	280	2/10	2	0	30
12-15	Denver	34	22	276	2/11	1	0	35
12-21	at Seattle	12	7	87	0/0	0	0	23
Postseason								
1-3	Minnesota	30	21	224	1/5	1	0	29
1-11	Green Bay	38	23	250	4/26	0	1	48

## YOUNG'S 1997 GAME-BY-GAME RUSHING

DATE	OPPONENT	NO.	YDS.	AVG.	LONG	TD
8-31	at Tampa Bay	1	1	1.0	1	0
9-7	at St. Louis			-INACTIVE-		
9-14	New Orleans	2	12	6.0	8	0
9-21	Atlanta	0	0	0.0	0	0
9-29	at Carolina	6	16	2.7	9	1
10-5	Bye					
10-12	St. Louis	3	25	8.3	12	0
10-19	at Atlanta	4	29	7.3	11	0
10-26	at New Orleans	1	8	8.0	8	0
11-2	Dallas	3	3	1.0	5	0
11-10	at Philadelphia	5	26	5.2	13	0
11-16	Carolina	6	22	3.7	11	1
11-23	San Diego	4	8	2.0	7	0
11-30	at Kansas City	2	7	3.5	7	0
12-7	Minnesota	10	31	3.1	9	1
12-15	Denver	3	11	3.7	7	0
12-21	at Seattle	0	0	0.0	0	0
Postseason						
1-3	Minnesota	4	37	9.3	16	0
1-11	Green Bay	2	1	0.5	1	0

## YOUNG, UNITAS, FOUTS

Of the 21 players who have reached the 30,000-yard passing mark in NFL history, none have a higher yards per attempt average than Steve Young. The 15-year veteran has a career average of 8.03 yards per attempt. Johnny Unitas averaged 7.76 yards and Dan Fouts finished at 7.68 yards per pass.



## YOUNG'S 1996 GAME-BY-GAME PASSING

DATE	OPPONENT	ATT	COMP	YDS.	SACK/LOST	TD	INT	LONG
9-1	vs. New Orleans	29	18	199	3/18	0	0	38
9-8	vs. St. Louis	18	15	38	1/2	0	0	28
9-15	Bye							
9-22	at Carolina	24	40	267	4/15	1	1	44t
9-29	vs. Atlanta			DNP				
10-6	at St. Louis			DNP				
10-14	at Green Bay			DNP				
10-20	vs. Cincinnati	30	19	274	4/23	2	3	45t
10-27	at Houston	1	9	9	0/0	0	0	9
11-3	at New Orleans	23	12	149	6/34	1	0	36t
11-10	vs. Dallas	13	7	83	2/4	1	0	29t
11-17	vs. Baltimore			-INACTIVE-				
11-24	at Washington	41	33	295	4/20	0	0	21
12-2	at Atlanta	30	23	254	2/5	1	0	28
12-8	vs. Carolina	41	27	393	5/18	3	2	52
12-15	at Pittsburgh	36	24	253	3/21	3	0	39
12-23	vs. Detroit	14	11	96	0/0	2	0	17
Postseason								
12-29	vs. Philadelphia	21	14	161	1/0	1	0	36
1-4	at Green Bay	5	2	8	0/0	0	0	0

## YOUNG'S 1996 GAME-BY-GAME RUSHING

DATE	OPPONENT	NO.	YDS.	AVG.	LONG	TD
9-1	vs. New Orleans	6	52	8.7	21	0
9-8	vs. St. Louis	4	14	3.5	11	0
9-15	Bye					
9-22	at Carolina	1	7	7.0	7	0
9-29	vs. Atlanta			DNP		
10-6	vs. St. Louis			DNP		
10-14	at Green Bay			DNP		
10-20	vs. Cincinnati	10	45	4.5	15t	1
10-27	at Houston	0	0	0.0	0	0
11-3	at New Orleans	5	9	1.8	9	1
11-10	vs. Dallas	2	4	2.0	3	0
11-17	vs. Baltimore			-INACTIVE-		
11-24	at Washington	4	25	6.3	12	0
12-2	at Atlanta	6	43	7.2	26t	2
12-8	at Carolina	5	63	12.6	33	0
12-15	at Pittsburgh	6	22	3.7	11	0
12-23	vs. Detroit	3	26	8.7	14	0
Postseason						
12-29	vs. Philadelphia	11	65	5.9	18	1
1-4	at Green Bay	1	3	3.0	3	0

### HAT TRICK AND MORE

Steve Young has registered 27 three-touchdown games during his career and has a 24-3 record in those games. He has thrown four touchdowns in a game nine times and the 49ers are 9-0 in those games.



## YOUNG'S 1995 GAME-BY-GAME PASSING

DATE	OPPONENT	ATT	COMP	YDS.	SACK/LOST	TD	INT	LONG
9-3	at New Orleans	27	21	260	5/27	2	0	50t
9-10	vs. Atlanta	40	27	331	0/0	3	1	54
9-17	vs. New England	42	29	284	3/11	3	1	23
9-25	at Detroit	44	27	348	1/10	2	1	39
10-1	vs. N.Y. Giants	40	26	202	0/0	1	0	21
10-8	Bye							
10-15	at Indianapolis	40	28	229	6/22	1	1	21
10-22	at St. Louis			-INACTIVE-				
10-29	vs. New Orleans			-INACTIVE-				
11-5	vs. Carolina			-INACTIVE-				
11-12	at Dallas			-INACTIVE-				
11-20	at Miami			DNP				
11-26	vs. St. Louis	32	21	226	0/0	3	2	23
12-3	vs. Buffalo	44	28	243	4/22	0	2	31
12-10	at Carolina	45	31	336	3/14	2	1	46
12-18	vs. Minnesota	49	30	425	1/0	3	2	52
12-24	at Atlanta	44	31	316	2/9	0	1	57
<b>Postseason</b>								
1-6	vs. Green Bay	65	32	328	3/20	0	2	32

## YOUNG'S 1995 GAME-BY-GAME RUSHING

DATE	OPPONENT	NO.	YDS.	AVG.	LONG	TD
9-3	at New Orleans	9	50	5.6	16	0
9-10	vs. Atlanta	5	50	10.0	29	0
9-17	vs. New England	4	20	5.0	11	1
9-25	at Detroit	4	11	2.8	4	0
10-1	vs. New York Giants	5	32	6.4	13	0
10-8	Bye					
10-15	at Indianapolis	2	8	4.0	5	0
10-22	at St. Louis			-INACTIVE-		
10-29	vs. New Orleans			-INACTIVE-		
11-5	vs. Carolina			-INACTIVE-		
11-12	at Dallas			-INACTIVE-		
11-20	at Miami			DNP		
11-26	vs. St. Louis Rams	3	13	4.3	6	0
12-3	vs. Buffalo	2	13	6.5	11	0
12-10	at Carolina	5	21	4.2	13	1
12-18	vs. Minnesota	7	8	1.1	11	1
12-24	at Atlanta	4	24	6.0	13	0
<b>Postseason</b>						
1-6	vs. Green Bay	9	77	8.6	41	1

### ALL-TIME STARTER

With 92 wins as a starting quarterback, Young enters the 1999 season ranked fourth in the NFL among active quarterbacks. The 49er southpaw trails only Dan Marino (140), Warren Moon (101) and Dave Krieg (98).



## YOUNG'S 1994 GAME-BY-GAME PASSING

DATE	OPPONENT	ATT	COMP	YDS.	SACK/LOST	TD	INT	LONG
9-5	vs. L.A. Raiders	32	19	308	2/16	4	1	69t
9-11	at Kansas City	34	24	288	4/17	1	2	30
9-18	at L.A. Rams	39	31	355	2/6	2	0	35
9-25	vs. New Orleans	39	25	247	5/22	2	2	34
10-2	vs. Philadelphia	23	11	99	1/4	0	2	16
10-9	at Detroit	25	19	152	2/9	1	0	20
10-16	at Atlanta	16	15	143	0/0	4	0	32
10-23	vs. Tampa Bay	26	20	255	2/13	1	0	46
10-30	Bye							
11-6	at Washington	25	15	291	1/3	1	1	69t
11-13	vs. Dallas	21	12	183	3/22	2	0	57t
11-20	vs. L.A. Rams	44	30	325	0/0	4	0	35
11-28	at New Orleans	30	24	281	2/11	4	0	43t
12-4	vs. Atlanta	33	22	294	2/6	3	1	38
12-11	at San Diego	32	25	304	1/6	2	0	27
12-17	vs. Denver	29	20	350	1/8	3	1	65t
12-26	at Minnesota	13	12	94	2/14	1	0	17
Postseason								
1-7	vs. Chicago	22	16	143	1/5	1	0	18
1-15	vs. Dallas	29	13	155	0/0	2	0	29t
1-29	vs. San Diego	36	29	325	3/15	6	0	51t

## YOUNG'S 1994 GAME-BY-GAME RUSHING

DATE	OPPONENT	NO.	YDS.	AVG.	LONG	TD
9-5	vs. L.A. Raiders	5	51	10.2	23	0
9-11	at Kansas City	5	20	4.0	7	0
9-18	at L.A. Rams	5	23	4.6	10	2
9-25	vs. New Orleans	0	0	0.0	0	0
10-2	vs. Philadelphia	3	5	1.7	4	1
10-9	at Detroit	4	0	0.0	2	0
10-16	at Atlanta	1	-1	-1.0	-1	0
10-23	vs. Tampa Bay	2	31	15.5	27	0
10-30	Bye					
11-6	at Washington	1	1	1.0	1	1
11-13	vs. Dallas	8	60	7.5	25	1
11-20	vs. L.A. Rams	10	23	2.3	9	0
11-28	at New Orleans	7	43	6.1	12	0
12-4	vs. Atlanta	3	16	5.3	8	2
12-11	at San Diego	2	4	2.0	3	0
12-17	vs. Denver	1	11	11.0	11	0
12-26	at Minnesota	1	6	6.0	6	0
Postseason						
1-7	vs. Chicago	5	32	6.4	7	1
1-15	vs. Dallas	10	47	4.7	24	1
1-29	vs. San Diego	5	49	9.8	21	0



## YOUNG'S 1993 GAME-BY-GAME PASSING

DATE	OPPONENT	ATT	COMP	YDS.	SACK/LOST	TD	INT	LONG
9-5	at Pittsburgh	36	24	240	1/0	3	3	32
9-13	at Cleveland	33	19	274	1/8	0	3	29
9-19	vs. Atlanta	22	18	210	0/0	3	1	26
9-26	at New Orleans	30	22	194	5/31	0	1	24
10-3	vs. Minnesota	24	17	224	4/20	1	1	39
10-17	at Dallas	33	24	267	4/20	1	0	22
10-24	vs. Phoenix	33	21	247	1/4	2	0	37
10-31	vs. L.A. Rams	34	22	245	0/0	1	0	47
11-7	Bye							
11-14	at Tampa Bay	29	23	311	0/0	4	0	51t
11-22	vs. New Orleans	21	14	205	2/8	3	0	29
11-28	at L.A. Rams	32	26	462	3/10	4	1	76t
12-5	vs. Cincinnati	25	13	179	1/6	0	2	43
12-11	at Atlanta	39	24	268	3/17	1	2	46
12-19	at Detroit	23	17	354	0/0	4	0	80t
12-25	vs. Houston	29	15	178	2/10	0	2	32
1-3	vs. Philadelphia	19	15	165	3/24	2	0	38t
Postseason								
1-15	vs. N.Y. Giants	22	17	226	1/6	0	0	43
1-23	at Dallas	45	27	287	4/12	1	1	25

## YOUNG'S 1993 GAME-BY-GAME RUSHING

DATE	OPPONENT	NO.	YDS.	AVG.	LONG	TD
9-5	at Pittsburgh	7	22	3.1	10	0
9-13	at Cleveland	5	11	2.2	6	0
9-19	vs. Atlanta	5	52	10.4	35	0
9-26	at New Orleans	5	15	3.0	7	0
10-6	Bye					
10-3	vs. Minnesota	5	27	5.4	9	0
10-17	at Dallas	6	40	6.7	12	0
10-24	vs. Phoenix	5	37	7.4	18	0
10-31	vs. L.A. Rams	7	57	8.1	14	0
11-7	Bye					
11-14	at Tampa Bay	3	17	5.7	10	0
11-22	vs. New Orleans	3	34	11.3	19	1
11-28	at L.A. Rams	2	3	1.5	2	0
12-5	vs. Cincinnati	4	21	5.3	9	0
12-11	at Atlanta	3	16	5.3	10	1
12-19	at Detroit	3	19	6.3	12	0
12-25	vs. Houston	5	20	4.0	7	0
1-3	vs. Philadelphia	2	12	6.0	10	0
Postseason						
1-15	vs. N.Y. Giants	3	17	5.7	9	0
1-23	at Dallas	7	38	5.4	18	0



## YOUNG'S 1992 GAME-BY-GAME PASSING

DATE	OPPONENT	ATT	COMP	YDS.	SACK/LOST	TD	INT.	LONG
9-6	at N.Y. Giants	6	4	27	1/2	1	0	12
9-13	vs. Buffalo	37	26	449	1/10	3	1	57
9-20	at N.Y. Jets	23	15	173	0/0	2	0	47
9-27	at New Orleans	26	17	187	1/8	0	0	32
10-4	vs. L.A. Rams	29	20	247	2/9	0	1	43
10-11	at New England	27	19	234	2/6	2	1	32t
10-18	vs. Atlanta	28	18	399	0/0	3	1	80t
10-25	Bye							
11-1	at Phoenix	8	6	76	1/17	0	0	19
11-9	at Atlanta	18	12	143	2/5	3	0	21t
11-15	vs. New Orleans	37	24	205	4/14	2	1	21
11-22	at L.A. Rams	26	14	167	3/14	1	0	42t
11-29	vs. Philadelphia	35	24	342	2/13	2	0	51
12-6	vs. Miami	27	19	220	0/0	2	1	32
12-13	at Minnesota	26	20	183	6/31	1	1	24
12-19	vs. Tampa Bay	31	18	270	3/15	3	0	36
12-28	vs. Detroit	18	12	153	1/8	0	0	24
Postseason								
1-9	vs. Washington	30	20	227	2/13	2	1	35
1-17	vs. Dallas	35	25	313	3/12	1	2	36

## YOUNG'S 1992 GAME-BY-GAME RUSHING

DATE	OPPONENT	NO.	YDS.	AVG.	LONG	TD
9-6	at N.Y. Giants	1	3	3.0	3	0
9-13	vs. Buffalo	7	50	7.1	20	0
9-20	at N.Y. Jets	4	50	12.5	17	1
9-27	at New Orleans	8	65	8.1	26	0
10-4	vs. L.A. Rams	3	60	20.0	39t	2
10-11	at New England	9	69	7.7	21	0
10-18	vs. Atlanta	2	28	14.0	26	0
10-25	Bye					
11-1	at Phoenix	0	0	0.0	0	0
11-9	at Atlanta	7	39	4.3	18	0
11-15	vs. New Orleans	8	58	7.3	17	1
11-22	at L.A. Rams	3	16	5.3	14	0
11-29	vs. Philadelphia	6	26	4.3	12	0
12-6	vs. Miami	4	20	5.0	12	0
12-13	at Minnesota	7	14	2.0	4	0
12-19	vs. Tampa Bay	6	42	7.0	20	0
12-28	vs. Detroit	0	0	0.0	0	0
Postseason						
1-9	vs. Washington	8	73	9.1	22	0
1-17	vs. Dallas	8	33	4.1	10	1

### STRONG STARTER

Entering 1999, Steve Young has a career record of 92-48 (.657) as a starting quarterback. He has gone 89-32 (.736) as San Francisco's starting signal caller. Young has the highest winning percentage as a starting quarterback in 49ers history. Joe Montana was 100-39 (.719) during his tenure as San Francisco's starter.



## YOUNG'S 1991 GAME-BY-GAME PASSING

DATE	OPPONENT	ATT	COMP	YDS.	SACK/LOST	TD	INT.	LONG
9-2	at N.Y. Giants	22	12	162	1/10	1	1	73t
9-8	vs. San Diego	36	26	348	1/4	3	0	70t
9-15	at Minnesota	27	19	275	2/10	2	1	30
9-22	vs. L.A. Rams	31	21	288	2/15	2	0	62t
9-29	at L.A. Raiders	35	18	217	2/4	0	2	36
10-6	Bye							
10-13	vs. Atlanta	38	22	348	1/5	2	3	57t
10-20	vs. Detroit	20	18	237	0/0	2	0	51
10-27	at Philadelphia	15	10	96	2/11	1	0	22
11-3	at Atlanta	19	11	187	2/20	1	1	97t
11-10	at New Orleans				DNP			
11-17	vs. Phoenix				DNP			
11-25	at L.A. Rams				DNP			
12-1	vs. New Orleans				DNP			
12-8	at Seattle				DNP			
12-14	vs. Kansas City	4	2	26	0/0	0	0	12
12-23	vs. Chicago	32	21	338	0/0	3	0	69

## YOUNG'S 1991 GAME-BY-GAME RUSHING

DATE	OPPONENT	NO.	YDS.	AVG.	LONG	TD
9-2	at N.Y. Giants	6	45	7.5	12	1
9-8	vs. San Diego	5	30	6.0	12	0
9-15	at Minnesota	5	35	7.0	11	0
9-22	vs. L.A. Rams	2	4	2.0	3	0
9-29	at L.A. Raiders	5	33	6.3	12	0
10-13	vs. Atlanta	11	68	6.2	9	2
10-20	vs. Detroit	7	40	5.7	10	0
10-27	at Philadelphia	5	32	6.4	16	0
11-3	at Atlanta	5	34	6.8	9	0
11-10	at New Orleans			DNP		
11-17	vs. Phoenix			DNP		
11-25	at L.A. Rams			DNP		
12-1	vs. New Orleans			DNP		
12-8	at Seattle			DNP		
12-14	vs. Kansas City	6	31	5.2	15	0
12-23	vs. Chicago	8	63	7.9	21	1

## YOUNG'S 1990 GAME-BY-GAME PASSING

DATE	OPPONENT	ATT	COMP	YDS.	SACK/LOST	TD	INT.	LONG
9-10	at New Orleans				DNP			
9-16	vs. Washington				DNP			
9-23	vs. Atlanta				DNP			
9-30	Bye							
10-7	at Houston				DNP			
10-14	at Atlanta				DNP			
10-21	vs. Pittsburgh	0	0	0	0/0	0	0	0
10-28	vs. Cleveland	0	0	0	0/0	0	0	0
11-4	at Green Bay				DNP			
11-11	at Dallas	0	0	0	0/0	0	0	0
11-18	vs. Tampa Bay	1	1	14	0/0	0	0	14
11-25	vs. L.A. Rams				DNP			
12-3	vs. New York Giants				DNP			



## S. Young's Statistics (Continued)

DATE	OPPONENT	ATT	COMP	YDS.	SACK/LOST	TD	INT.	LONG
12-9	at Cincinnati				DNP			
12-17	at L.A. Rams				DNP			
12-23	vs. New Orleans	37	22	208	4/33	0	0	20
12-30	at Minnesota	24	15	205	4/8	2	0	34t
<b>Postseason</b>								
1-12	vs. Washington	0	0	0	0/0	0	0	0
1-20	vs. New York Giants	1	1	25	0/0	0	0	25

## YOUNG'S 1990 GAME-BY-GAME RUSHING

DATE	OPPONENT	NO.	YDS.	AVG.	LONG	TD
9-10	at New Orleans			DNP		
9-16	vs. Washington			DNP		
9-23	vs. Atlanta			DNP		
9-30	Bye					
10-7	at Houston			DNP		
10-14	at Atlanta			DNP		
10-21	vs. Pittsburgh	1	-2	-2.0	-2	0
10-28	vs. Cleveland	0	0	0.0	0	0
11-4	at Green Bay			DNP		
11-11	at Dallas	0	0	0.0	0	0
11-18	vs. Tampa Bay	0	0	0.0	0	0
11-25	vs. L.A. Rams			DNP		
12-3	vs. New York Giants			DNP		
12-9	at Cincinnati			DNP		
12-17	at L.A. Rams			DNP		
12-23	vs. New Orleans	8	102	12.8	31	0
12-30	at Minnesota	6	59	9.8	19	0
<b>Postseason</b>						
1-12	vs. Washington	0	0	0.0	0	0
1-20	vs. New York Giants	0	0	0.0	0	0

## YOUNG'S 1989 GAME-BY-GAME PASSING

DATE	OPPONENT	ATT	COMP	YDS.	SACK/LOST	TD	INT.	LONG
9-10	at Indianapolis				DNP			
9-17	at Tampa Bay				DNP			
9-24	at Philadelphia				DNP			
10-1	vs. L.A. Rams				DNP			
10-8	at New Orleans	0	0	0	0/0	0	0	0
10-15	at Dallas	18	13	174	1/2	2	1	36t
10-22	vs. New England	12	11	188	2/13	3	0	50t
10-29	at New York Jets	20	13	182	1/4	1	0	41
11-6	vs. New Orleans				DNP			
11-12	vs. Atlanta	1	1	16	0/0	0	0	16
11-19	vs. Green Bay	0	0	0	1/7	0	0	0
11-27	vs. New York Giants	1	0	0	0/0	0	0	0
12-3	at Atlanta	12	11	175	2/17	1	0	38t
12-11	at L.A. Rams				DNP			
12-17	vs. Buffalo	19	9	166	4/34	1	2	40
12-24	vs. Chicago	9	6	100	1/7	0	0	45
<b>Postseason</b>								
1-6	vs. Minnesota	1	0	0	0/0	0	0	0
1-14	vs. L.A. Rams	1	1	6	0/0	0	0	6
1-28	vs. Denver	3	2	20	0/0	0	0	13



## YOUNG'S 1989 GAME-BY-GAME RUSHING

DATE	OPPONENT	NO.	YDS.	AVG.	LONG	TD
9-10	at Indianapolis			DNP		
9-17	at Tampa Bay			DNP		
9-24	at Philadelphia			DNP		
10-1	vs. L.A. Rams			DNP		
10-8	at New Orleans		-4	-1.3	-1	0
10-15	at Dallas	11	79	7.1	22	0
10-22	vs. New England	3	17	5.7	8	0
10-29	at New York Jets	5	12	2.4	9	0
11-6	vs. New Orleans			DNP		
11-12	vs. Atlanta	3	2	0.7	2	0
11-19	vs. Green Bay	0	0	0.0	0	0
11-27	vs. New York Giants	1	1	1	1	0
12-3	at Atlanta	5	8	1.6	5	1
12-11	at L.A. Rams			DNP		
12-17	vs. Buffalo	4	0	0.0	2t	1
12-24	vs. Chicago	3	11	3.7	10	0
<b>Postseason</b>						
1-6	vs. Minnesota	0	0	0.0	0	0
1-14	vs. L.A. Rams	1	-1	-1.0	-1	0
1-28	vs. Denver	4	6	1.5	11	0

## YOUNG'S 1988 GAME-BY-GAME PASSING

DATE	OPPONENT	ATT	COMP	YDS.	SACK/LOST	TD	INT.	LONG
9-4	at New Orleans	3	1	4	0/0	0	0	4
9-11	at New York Giants	18	11	115	3/14	0	0	17
9-18	vs. Atlanta				DNP			
9-25	at Seattle	6	4	49	0/0	1	0	16t
10-2	vs. Detroit				DNP			
10-9	vs. Denver	3	0	0	0/0	0	2	0
10-16	at L.A. Rams	2	0	0	0/0	0	0	0
10-24	at Chicago	1	1	1	0/0	0	0	1
10-30	vs. Minnesota	25	14	232	4/23	1	0	73t
11-6	at Phoenix	27	14	145	4/28	1	0	19
11-13	vs. L.A. Raiders				DNP			
11-21	vs. Washington	2	0	0	1/5	0	1	0
11-27	at San Diego	3	2	14	0/0	0	0	9
12-4	at Atlanta				INACTIVE			
12-11	vs. New Orleans				DNP			
12-18	vs. L.A. Rams	11	7	120	1/5	0	0	57
<b>Postseason</b>								
1-1	vs. Minnesota	1	1	-1	0/0	0	0	-1
1-8	at Chicago	0	0	0	0/0	0	0	0
1-22	vs. Cincinnati				DNP			



## YOUNG'S 1988 GAME-BY-GAME RUSHING

DATE	OPPONENT	NO.	YDS.	AVG.	LONG	TD
9-4	at New Orleans	1	-2	-2.0	-2	0
9-11	at New York Giants	5	48	9.6	20	0
9-18	vs. Atlanta			DNP		
9-25	at Seattle	1	-1	-1.0	-1	0
10-2	vs. Detroit			DNP		
10-9	vs. Denver	3	8	2.6	8	0
10-16	at L.A. Rams	1	0	0.0	0	0
10-24	at Chicago	2	3	1.5	2	0
10-30	vs. Minnesota	7	72	10.3	49t	1
11-6	at Phoenix	3	26	8.7	21	0
11-13	vs. L.A. Raiders			DNP		
11-21	vs. Washington	1	12	12.0	12	0
11-27	at San Diego	2	9	4.5	11	0
12-4	at Atlanta			1A		
12-11	vs. New Orleans			DNP		
12-18	vs. L.A. Rams	1	9	9	9	0
<b>Postseason</b>						
1-1	vs. Minnesota	3	1	0.3	1	0
1-8	at Chicago	0	0	0.0	0	0
1-22	vs. Cincinnati			DNP		

## YOUNG'S 1987 GAME-BY-GAME PASSING

DATE	OPPONENT	ATT	COMP	YDS.	SACK/LOST	TD	INT	LONG
9-13	at Pittsburgh				DNP			
9-20	at Cincinnati				DNP			
9-27	vs. Philadelphia				DNP			
10-5	at New York Giants				DNP			
10-11	at Atlanta				DNP			
10-18	vs. St. Louis				DNP			
10-25	at New Orleans	0	0	0	1/9	0	0	0
11-1	at L.A. Rams	0	0	0	0/0	0	0	0
11-8	vs. Houston	0	0	0	0/0	0	0	0
11-15	vs. New Orleans	6	5	80	1/6	1	0	46t
11-22	at Tampa Bay				DNP			
11-29	vs. Cleveland	1	0	0	0/0	0	0	0
11-6	at Green Bay				DNP			
11-14	vs. Chicago	19	9	100	0/0	4	0	29
12-20	vs. Atlanta	30	13	216	1/10	2	0	27
12-27	vs. L.A. Rams	13	10	174	0/0	3	0	50t
<b>Postseason</b>								
1-9	vs. Minnesota	17	12	158	0/0	1	1	31

## YOUNG'S 1987 GAME-BY-GAME RUSHING

DATE	OPPONENT	NO.	YDS.	AVG.	LONG	TD
9-13	at Pittsburgh			DNP		
9-20	at Cincinnati			DNP		
9-27	vs. Philadelphia			DNP		
10-5	at New York Giants			DNP		
10-11	at Atlanta			DNP		
10-18	vs. St. Louis			DNP		
10-25	at New Orleans	0	0	0.0	0	0

**S. Young's Statistics (Continued)**

DATE	OPPONENT	NO.	YDS.	AVG.	LONG	TD
11-1	at L.A. Rams	1	-1	-1.0	-1	0
11-8	vs. Houston	1	15	15.0	15	0
11-15	vs. New Orleans	4	24	6.0	9	0
11-22	at Tampa Bay			DNP		
11-29	vs. Cleveland	2	-3	-1.5	-1	0
12-6	at Green Bay			DNP		
12-14	vs. Chicago	8	43	5.4	18	0
12-20	vs. Atlanta	6	83	13.8	29t	1
12-27	vs. L.A. Rams	4	29	7.3	13	0
<b>Postseason</b>						
1-9	vs. Minnesota	6	72	12.0	42	1

**YOUNG'S 1986 GAME-BY-GAME PASSING**

DATE	OPPONENT	ATT	COMP	YDS.	SACK/LOST	TD	INT.	LONG
9-7	vs. San Francisco				DNP			
9-14	vs. Minnesota				DNP			
9-21	at Detroit	15	6	39	1/15	0	0	13
9-28	vs. Atlanta	21	12	160	1/13	1	1	46
10-5	at L.A. Rams	20	8	83	4/23	0	0	15
10-12	vs. St. Louis	29	15	260	3/18	1	0	40
10-19	at New Orleans	15	11	143	3/23	0	0	40
10-25	at Kansas City	20	11	124	5/38	1	1	18
11-2	vs. Buffalo	24	14	193	3/22	0	0	45
11-9	vs. Chicago	43	22	220	5/32	0	1	25
11-16	at Green Bay	35	20	234	6/34	1	2	46
11-23	vs. Detroit	32	23	218	4/25	2	2	23
11-30	at Minnesota	23	14	113	2/12	0	1	21
12-7	at Chicago	32	16	234	3/13	1	2	40
12-14	vs. Green Bay	20	10	104	7/58	0	1	20
12-21	at St. Louis	34	13	157	0/0	1	2	38

**YOUNG'S 1986 GAME-BY-GAME RUSHING**

DATE	OPPONENT	NO.	YDS.	AVG.	LONG	TD
9-7	vs. San Francisco			DNP		
9-14	vs. Minnesota			DNP		
9-21	at Detroit	5	24	4.8	14	1
9-28	vs. Atlanta	7	68	9.7	21t	1
10-5	at L.A. Rams	8	37	4.6	13	1
10-12	vs. St. Louis	10	47	4.7	16	0
10-19	at New Orleans	2	12	6.0	7	0
10-25	at Kansas City	4	29	7.3	14	0
11-2	vs. Buffalo	7	32	4.6	16	2
11-9	vs. Chicago	4	23	5.8	9	0
11-16	at Green Bay	6	33	5.5	12	0
11-23	vs. Detroit	8	53	6.6	31	0
11-30	at Minnesota	5	35	7.0	12	0
12-7	at Chicago	4	11	2.8	10	0
12-14	vs. Green Bay	3	19	6.3	12	0
12-21	at St. Louis	1	2	2.0	2	0



## YOUNG'S 1985 GAME-BY-GAME PASSING

DATE	OPPONENT	ATT	COMP	YDS.	SACK/LOST	TD	INT.	LONG
9-8	at Chicago				NWT			
9-15	vs. Minnesota				NWT			
9-22	at New Orleans				NWT			
9-29	at Detroit				DNP			
10-6	vs. Chicago				DNP			
10-13	vs. L.A. Rams				DNP			
10-20	at Miami				DNP			
10-27	vs. New England				DNP			
11-3	at New York Giants				DNP			
11-10	vs. St. Louis				DNP			
11-17	at New York Jets				DNP			
11-24	vs. Detroit	27	16	167	6/48	0	0	23
12-1	at Green Bay	17	8	53	5/42	0	1	10
12-8	at Minnesota	32	13	187	3/11	1	3	30
12-15	vs. Indianapolis	25	14	251	2/21	1	2	59
12-22	vs. Green Bay	37	21	277	5/36	1	2	35

## YOUNG'S 1985 GAME-BY-GAME RUSHING

DATE	OPPONENT	NO.	YDS.	AVG.	LONG	TD
9-8	at Chicago			NWT		
9-15	vs. Minnesota			NWT		
9-22	at New Orleans			NWT		
9-29	at Detroit			DNP		
10-6	vs. Chicago			DNP		
10-13	vs. L.A. Rams			DNP		
10-20	at Miami			DNP		
10-27	vs. New England			DNP		
11-3	at New York Giants			DNP		
11-10	vs. St. Louis			DNP		
11-17	at New York Jets			DNP		
11-24	vs. Detroit	10	60	6.0	11	0
12-1	at Green Bay	7	31	4.4	11	0
12-8	at Minnesota	8	53	6.6	20	0
12-15	vs. Indianapolis	8	49	6.1	16	1
12-22	vs. Green Bay	7	40	5.7	12	0

## ALL-TIME COMPLETION PERCENTAGE

RANK	PLAYER	ATT.	COMP.	PCT.
1.	STEVE YOUNG	4,065	2,622	.645
2.	Joe Montana	5,391	3,409	.632
3.	Troy Aikman	4,011	2,479	.618
4.	Brett Favre	3,757	2,318	.617
5.	Mark Brunell	1,719	1,038	.604
6.	Jim Kelly	4,779	2,874	.601
7.	Ken Stabler	3,793	2,270	.599
8.	Danny White	2,950	1,761	.597
9.	Dan Marino	7,452	4,453	.598
10.	Kenny Anderson	4,475	2,654	.593



## RECORD WHEN YOUNG'S...

Thrown 0 Touchdowns	24-22	Been Intercepted	32-36
Thrown 1 Touchdown	21-22	Rushed for 1 Touchdown	24-9
Thrown 2 Touchdowns	28-7	Rushed for 2 Touchdowns	5-1
Thrown 3 Touchdowns	24-3	Rushed for 100 Yards	0-1
Thrown 4 Touchdowns	9-0	Rushed for at least 50 Yards	21-7
Thrown at least 1 Touchdown	81-32	Played on Monday Night	18-6
Thrown for 300 Yards	21-7	Started on Monday Night	16-5
Thrown for 400 Yards	2-1	Played on Sunday Night	7-2
Not Been Intercepted	70-13	Played in Prime Time	25-8

## THE CENTURY CLUB

Quarterbacks who have had ratings of over 100 in a single season:

PLAYER	RATING	YEAR	PLAYER	RATING	YEAR
Sammy Baugh	109.9	1945	Joe Montana	112.4	1989
Charlie Conerly	102.7	1959	Jim Kelly	101.2	1990
Milt Plum	110.4	1960	<b>STEVE YOUNG</b>	<b>101.8</b>	<b>1991</b>
Y.A. Tittle	104.8	1963	<b>STEVE YOUNG</b>	<b>107.0</b>	<b>1992</b>
Len Dawson	101.9	1966	<b>STEVE YOUNG</b>	<b>101.5</b>	<b>1993</b>
Bart Starr	105.0	1966	<b>STEVE YOUNG</b>	<b>112.8</b>	<b>1994</b>
Roger Staubach	104.8	1971	Jim Harbaugh	100.7	1995
Bert Jones	102.5	1976	<b>STEVE YOUNG</b>	<b>104.7</b>	<b>1997</b>
Ken Stabler	103.4	1976	Randall Cunningham	106.0	1998
Joe Montana	102.9	1984	Vinny Testaverde	101.6	1998
Dan Marino	108.9	1984	<b>STEVE YOUNG</b>	<b>101.1</b>	<b>1998</b>
Joe Montana	102.1	1987	Chris Chandler	100.9	1998

## ALL-TIME QB-WR TOUCHDOWN COMBINATIONS

1.	<b>S. YOUNG-J. RICE</b>	<b>84 (1987-Present)</b>
2.	D. Marino-M. Clayton	79 (1983-92)
3.	J. Kelly-A. Reed	65 (1986-96)
4.	J. Unitas-R. Berry	63 (1955-67)
5.	J. Hadl-L. Alworth	56 (1962-70)
6.	J. Montana-J. Rice	55 (1985-92)
	D. Marino-M. Duper	55 (1983-92)
8.	S. Jurgenson-C. Taylor	53 (1964-74)
	K. Anderson-I. Curtis	53 (1973-84)

## ALL-TIME RUSHING QUARTERBACKS

RANK	PLAYER	ATT	YARDS	AVG.	LG	TOUCHDOWNS
1.	Randall Cunningham	728	4,741	6.5	52t	33
2.	<b>STEVE YOUNG</b>	<b>711</b>	<b>4,182</b>	<b>5.9</b>	<b>49t</b>	<b>43</b>
3.	Fran Tarkenton	674	3,675	5.5	52t	29
4.	John Elway	774	3,407	4.4	31	33
5.	Tobin Rote	637	3,128	4.9	-	37



## TOP 20 NFL ALL-TIME LEADING PASSERS

Minimum 1500 attempts

RANK	PLAYER	YRS	ATT	COMP	YARDS	TD	INT	RATING
1.	<b>STEVE YOUNG#</b>	14	<b>4,065</b>	<b>2,622</b>	<b>32,678</b>	<b>229</b>	<b>103</b>	<b>97.62</b>
2.	Joe Montana	15	5,391	3,409	40,551	273	139	92.33
3.	Brett Favre#	8	3,757	2,318	26,803	213	118	89.04
4.	Dan Marino#	16	7,989	4,763	58,913	408	235	87.35
5.	Mark Brunell#	6	1,719	1,038	12,512	72	43	86.37
6.	Jim Kelly	11	4,779	2,874	35,467	237	175	84.48
7.	Roger Staubach*	11	2,958	1,685	22,700	153	109	83.49
8.	Troy Aikman#	10	4,011	2,479	28,346	141	115	82.810
9.	Neil Lomax	8	3,153	1,817	22,771	136	90	82.711
10.	Sonny Jurgensen*	18	4,262	2,433	32,224	255	189	82.6312
11.	Len Dawson*	19	3,741	2,136	28,711	239	183	82.5613
12.	Ken Anderson	16	4,475	2,654	32,838	197	160	81.914
13.	Bernie Kosar	12	3,365	1,994	23,301	124	87	81.815
14.	Danny White	13	2,950	1,761	21,959	155	132	81.716
15.	Neil O'Donnell#	9	2,862	1,650	19,026	104	57	81.6417
16.	Randall Cunningham#	13	3,875	2,177	27,082	190	119	81.5718
17.	Dave Krieg#	19	5,311	3,105	38,147	261	199	81.519
18.	Boomer Esiason	14	5,205	2,969	37,920	247	184	81.120
19.	Warren Moon#	15	6,786	3,972	49,097	290	232	81.0
20.	Chris Chandler	12	2,587	1,494	18,526	119	90	80.9

\* - Indicates Pro Football Hall of Fame member

Italics - Indicates AAFC statistics included

# - Indicates active in the 1998 season

## TOP 10 NFL ALL-TIME LEADING PASSERS

(Includes AAFC)

Minimum 1500 attempts

RANK	PLAYER	YRS	ATT	COMP	YARDS	TD	INT	RATING
1.	<b>STEVE YOUNG#</b>	14	<b>4,065</b>	<b>2,622</b>	<b>32,678</b>	<b>229</b>	<b>103</b>	<b>97.62</b>
2.	Joe Montana	15	5,391	3,409	40,551	273	139	92.33
3.	Brett Favre#	8	3,757	2,318	26,803	213	118	89.04
4.	Dan Marino#	16	7,989	4,763	58,913	408	235	87.35
5.	<i>Otto Graham*</i>	<i>10</i>	<i>2,626</i>	<i>1,464</i>	<i>23,584</i>	<i>174</i>	<i>135</i>	<i>86.66</i>
6.	Mark Brunell#	6	1,719	1,038	12,512	72	43	86.37
7.	Jim Kelly	11	4,779	2,874	35,467	237	175	84.48
8.	Roger Staubach*	11	2,958	1,685	22,700	153	109	83.49
9.	Troy Aikman#	10	4,011	2,479	28,346	141	115	82.810
10.	Neil Lomax	8	3,153	1,817	22,771	136	90	82.711

\* - Indicates Pro Football Hall of Fame member

Italics - Indicates AAFC statistics included

# - Indicates active in the 1998 season



## NFL CAREER TOUCHDOWN PASSES

NO	PLAYER	TDS	YRS
1.	Dan Marino#	408	16
2.	Fran Tarkenton*	342	18
3.	John Elway	300	16
4.	Johnny Unitas*	290	18
	Warren Moon#	290	15
6.	Joe Montana	273	15
7.	Dave Krieg#	261	19
8.	Sonny Jurgensen*	255	18
9.	Dan Fouts*	254	15
10.	Boomer Esiason	247	14
11.	John Hadl	244	16
13.	Len Dawson*	239	19
14.	Jim Kelly	237	11
15.	George Blanda*	236	26
16.	<b>STEVE YOUNG#</b>	<b>229</b>	<b>14</b>
17.	John Brodie	214	16
18.	Brett Favre#	213	8
19.	Terry Bradshaw*	212	14
	Y.A. Tittle*	212	15
20.	Jim Hart	209	18

\* - Indicates Pro Football Hall of Fame member

# - Indicates active player

## NFL CAREER COMPLETIONS

NO	PLAYER	COMP	YRS
1.	Dan Marino#	4,763	16
2.	John Elway	4,123	16
3.	Warren Moon#	3,927	15
4.	Fran Tarkenton*	3,686	18
5.	Joe Montana	3,409	15
6.	Dan Fouts*	3,297	15
7.	Dave Krieg#	3,105	19
8.	Boomer Esiason	2,969	14
9.	Jim Kelly	2,874	11
	Steve DeBerg#	2,874	18
11.	Jim Everett	2,841	13
12.	Johnny Unitas*	2,830	18
13.	Ken Anderson	2,654	16
14.	<b>STEVE YOUNG#</b>	<b>2,622</b>	<b>14</b>
15.	Jim Hart	2,593	18
16.	Phil Simms	2,576	14
17.	Vinny Testaverde#	2,559	12
18.	Troy Aikman#	2,479	10
19.	John Brodie	2,469	16
20.	Sonny Jurgensen*	2,433	18

\* - Indicates Pro Football Hall of Fame member

# - Indicates active player



## NFL CAREER PASSING YARDAGE LEADERS

NO	PLAYER	YDS	YRS
1.	Dan Marino#	58,913	16
2.	John Elway	51,475	16
3.	Warren Moon#	49,097	15
4.	Fran Tarkenton*	47,003	18
5.	Dan Fouts*	43,040	15
6.	Joe Montana	40,551	15
7.	Johnny Unitas*	40,239	18
8.	Dave Krieg#	38,147	19
9.	Boomer Esiason	37,920	14
10.	Jim Kelly	35,467	11
11.	Jim Everett	34,837	13
12.	Jim Hart	34,665	18
13.	Steve DeBerg#	34,241	18
14.	John Hadl	33,503	16
15.	Phil Simms	33,462	14
16.	Ken Anderson	32,838	16
17.	<b>STEVE YOUNG#</b>	<b>32,678</b>	<b>14</b>
18.	Vinny Testaverde#	32,479	12
19.	Sonny Jurgensen*	32,224	18
20.	John Brodie	31,548	16

\* - Indicates Pro Football Hall of Fame member

# - Indicates active player

## MOST SEASONS 3,000 YARDS PASSING

PLAYER	YRS	PLAYER	YRS
Dan Marino	13	Jim Everett	7
John Elway	12	Brett Favre	7
Warren Moon	9	<b>STEVE YOUNG</b>	<b>6</b>
Jim Kelly	8	Dan Fouts	6
Joe Montana	8	Dave Krieg	6
Boomer Esiason	7	Phil Simms	6

## 4,000 YARDS AGAIN

After finishing with a team record 4,170 yards passing in 1998, Steve Young became the sixth player in NFL history to reach the 4,000-yard passing mark multiple times. He joined Dan Marino, Dan Fouts, Warren Moon, Brett Favre and Drew Bledsoe.



## STEVE YOUNG'S TOUCHDOWN TARGETS

(Regular Season)

84	Jerry Rice	1	Sanjay Beach
23	John Taylor		Ed McCaffrey
22	Brent Jones		Dexter Carter
	Terrell Owens		Gerald Carter (Tampa Bay)
13	J.J. Stokes		Dwight Clark
			Pat Franklin (Tampa Bay)
8	Ricky Watters		Jimmie Giles (Tampa Bay)
			Kevin House (Tampa Bay)
4	Garrison Hearst		Mike Sherrard
	Nate Singleton		Iheanyi Uwaezouke
	Calvin Magee (Tampa Bay)		James Wilder (Tampa Bay)
	Irv Smith		
3	William Floyd		
	Amp Lee		
	Derek Loville		
	Jamie Williams		
	Wesley Walls		
2	Greg Clark		
	Phil Freeman (Tampa Bay)		
	Marc Edwards		
	Terry Kirby		
	Ted Popson		
	Tom Rathman		
	Odessa Turner		
	Mike Wilson		

## STEVE YOUNG'S TOUCHDOWN PASSES BY POSITION

Wide Receivers	159
Tight Ends	39
Running Backs	24
Fullbacks	7

## STEVE YOUNG'S TOUCHDOWN PASSES BY QUARTER

First Quarter	56
Second Quarter	81
Third Quarter	43
Fourth Quarter	49

## STEVE YOUNG'S TOUCHDOWN PASSES BY HALVES

First Half	137
Second Half	92



### STEVE YOUNG'S TOUCHDOWN PASSES BY DISTANCE

90-99 yards	1
80-89 yards	2
70-79 yards	4
60-69 yards	6
50-59 yards	9
40-49 yards	13
30-39 yards	18
20-29 yards	22
10-19 yards	43
1-9 yards	75

### STEVE YOUNG'S GAMES WITH MULTIPLE TD PASSES

9	Games with four touchdown passes
27	Games with three touchdown passes
35	Games with two touchdown passes

### STEVE YOUNG'S LONGEST TOUCHDOWN PASSES

YARDS	RECEIVER	OPPONENT	DATE
97	John Taylor	at Atlanta	11-3-91
81	Garrison Hearst	vs. New Orleans	11-22-98
80	Jerry Rice	at Detroit	12-19-93
80	Jerry Rice	vs. Atlanta	10-18-92
79	Terrell Owens	vs. N.Y. Giants	11-30-98
76	John Taylor	vs. Los Angeles Rams	11-28-93
75	Jerry Rice	at New England	12-20-98
73	Jerry Rice	at New York Giants	9-2-91
73	John Taylor	vs. Minnesota	10-30-88
70	Jerry Rice	vs. San Diego	9-8-91
69	Brent Jones	at Washington	11-6-94
69	Jerry Rice	vs. Los Angeles Raiders	9-5-94
69	Jerry Rice	vs. Chicago	12-23-91

### STEVE YOUNG'S LONGEST TD PASSES BY POSITION

POSITION	YARDS	RECEIVER	OPPONENT	DATE
Wide Receivers	97	John Taylor	at Atlanta	11-3-91
Tight Ends	69	Brent Jones	at Washington	11-6-94
Running Backs	81	Garrison Hearst	vs. New Orleans	11-22-98
Fullbacks	27	Tom Rathman	vs. Miami	12-6-92

### QUICK STRIKE OFFENSE II

San Francisco registered 23 touchdown drives that consumed less than 2:00 minutes. They produced 38 touchdown drives that took less than 3:00 minutes. Their shortest scoring drive was a six second effort at St. Louis.



## STEVE YOUNG'S FOURTH QUARTER COMEBACKS (11)

**1985 vs. Detroit** - Became the 13th quarterback to start for the Buccaneers and the first to win his first start. Forced overtime by driving the Bucs to a 36-yard field goal. Set up the game-winning kick with a 23-yard pass to Kevin House. Tampa Bay won, 19-16.

**1988 vs. Minnesota** - Overcame a 21-17 fourth quarter deficit with 49-yard touchdown run, breaking several tackles on the way to the end zone. The 49ers won, 24-21.

**1990 at Minnesota** - Threw two touchdowns and led the 49ers to 17 fourth quarter points. The 49ers trailed 10-3, 10-6 and 17-13 in the fourth before beating the Vikings, 20-17. Threw a 14-yard touchdown to Jerry Rice and found John Taylor for a 34-yard score to clinch the game.

**1992 at New England** - Threw two touchdown passes to Ricky Watters in the fourth quarter to overcome a 12-10 deficit and win 24-12.

**1992 vs. New Orleans** - Completed two touchdown passes to Brent Jones in rallying from a 20-7 fourth quarter deficit to beat the Saints, 21-20. The scoring passes were from 14 and eight yards.

**1996 vs. Cincinnati** - Threw one touchdown and ran for another to beat the Bengals, 28-21. Trained 21-14 at the end of three quarters. Tied the score with a 45-yard touchdown pass to Terrell Owens and scored the game-winner with a 15-yard scoring run.

**1996 at Washington** - Rallied from fourth quarter deficits of 9-6 and 16-9. Directed touchdown drive (William Floyd one-yard run) to force the game into overtime. Set up the game-winning 38-yard field goal by Jeff Wilkins.

**1997 vs. Dallas** - Trained 10-7 entering the fourth quarter. Connected with J.J. Stokes for 29 yards to set up game-tying one-yard touchdown run by William Floyd. Gary Anderson's 28-yard field goal gave the 49ers a 17-10 victory.

**1998 vs. N.Y. Jets** - Trained 24-23 entering the fourth quarter and 27-23 with 4:34 remaining. Connected with J.J. Stokes for 31-yard touchdown and 30-27 lead with 2:12 left. The 49ers won, 36-30, in overtime.

**1998 vs. Indianapolis Colts** - Trained 31-17 entering the fourth quarter. Erased the deficit with two touchdown runs, one from one yard and the other from 23 yards, and a two-point conversion pass to Jerry Rice. Directed seven-play, 50-yard drive to set up game winning 24-yard field goal for 34-31 victory

**1998 vs. Green Bay (postseason)** - Trained 27-23 with 1:56 remaining. Directed nine-play, 76-yard drive in 1:53, connecting with Terrell Owens for 25-yard game-winning touchdown pass for 30-27 victory.

### REACHING DOUBLE DIGITS

San Francisco has posted at least 10 wins in each of the last 16 seasons. The last time they did not reach double digits in the "W" column was in the nine-game 1982 season.

1983 — 10-6

1984 — 15-1

1985 — 10-6

1986 — 10-5-1

1987 — 13-2

1988 — 10-6

1989 — 14-2

1990 — 14-2

1991 — 10-6

1992 — 14-2

1993 — 10-6

1994 — 13-3

1995 — 11-5

1996 — 12-4

1997 — 13-3

1998 — 12-4



## 1999 VETERAN FREE AGENTS

**Shonn Bell**
**TE 6-5 257 1 Clinch Valley College**

**Pro:** Signed as free agent (1-20-99)...Allocated to Scotland Claymores of NFL Europe (2-22-99)...Finished with 15 receptions for 247 yards and three touchdowns...Originally signed as rookie free agent by Houston in 1996, but waived during training camp...Spent 1997 season playing semi-pro football for Cook County Cardinals in Chicago, IL...Signed as free agent with 49ers (6-12-98) and waived during training camp (8-25-98)...In 1998 played with Central Virginia Storm...Earned honorable mention as tight end and was first-team All-America special teams Mason-Dixie...Was AFA National Player-of-the-Year.

**College:** Started four years at Clinch Valley College...American Football Coaches Association first-team All-America, NAIA Honorable Mention All-America and *Football Gazette* Honorable Mention All-America pick as senior...Recorded 84 receptions for 1,224 yards and 16 touchdowns in career...Played in Blue Gray All-Star Football Classic in 1995...Became first player from Clinch Valley to sign professional contract and play in college All-star game.

**Personal:** Born Jamara Riashonn Bell (10-25-74) in Waynesboro, VA...Graduated from Stuarts Draft High...High school football career was played in Gesen, Germany, where father was stationed in U.S. Army...Returned to Virginia spring senior year and qualified for state tournament as heavyweight wrestler...Single...Resides in Stuarts Draft, VA.

**Curtis Eason**
**DT 6-2 291 1**
**East Tennessee**

**Pro:** Signed as free agent (2-23-99)...Allocated to Berlin Thunder of NFL Europe (2-22-99)...Totaled 14 tackles including one half sack with Thunder...Originally signed with 49ers as rookie free agent (4-24-98) and waived during training camp (8-25-98).

**College:** Four-year starter for Buccaneers at defensive tackle...Second-team All-Southern Conference as senior...Recorded 261 career tackles...Had eight career sacks, including five as senior...Recorded career-best 10 tackles on four occasions.

**Personal:** Born Curtis Hilton Eason (4-16-76) in Jacksonville, FL...Prepped at Raines High in Jacksonville, FL...Three-time all-conference selection...Team MVP as senior...Single...Resides in Jacksonville, FL.

**Shayne Edge**
**P 5-11 175 3**
**Florida**

**Pro:** Signed by 49ers as free agent (4-15-99)...Originally signed as undrafted free agent by Tampa Bay in 1995, but released during training camp...Signed by Pittsburgh (3-8-96)...Assigned to Barcelona of World League for 1996 season...Ranked third in World League with 40.1 average.

**College:** Ranks third all-time with career average of 42.5 yards per kick...Recorded career-long 76-yard punt...Earned honorable mention All-America honors in 1993 by *Football News*...Four-year letterwinner.

**Personal:** Born Randall Shayne Edge (8-21-71) in Lake City, FL...Earned All-South honors as senior at Columbia County High...Career prep average of 41.6 yards per punt.

**Matt Keneley**
**DT 6-4 286 1 Southern California**

**Pro:** Signed as free agent by 49ers (4-22-99)...Originally selected by New York Giants in seventh round (No. 208 overall) of 1997 NFL draft...Released by Giants and signed by New York Jets (12-30-97)...Released by Jets (6-6-98)...Signed by San Jose Sabercats of Arena Football League (6-10-98)...Appeared in eight games and recorded six tackles and one sack with Sabercats...Signed by Detroit Lions (8-17-98) and waived (8-25-98).

**College:** Started 45-of-49 career games as defensive tackle at Southern California...First-team All-Pac 10 selection as senior after recording career-high 5.0 sacks...Finished career with 209 tackles and 12.0 sacks...Earned GTE Academic All-America honors as junior...Majored in public administration

**Personal:** Born Matthew Edward Keneley (12-1-73) in Santa Ana, CA...Prepped at Mission Viejo High...Earned *Blue Chip Illustrated* All-America honors and was South Coast League Player-of-the-Year as senior...Younger brother, Todd, is senior defensive tackle at Southern California...Married, Antoinette, the couple resides in Mission Viejo, CA.



## Karl Lerum

WR 6-2 200 1

Pacific Lutheran

**Pro:** Signed by 49ers and allocated to NFL Europe (2-22-99)...Originally signed by 49ers as undrafted free agent (4-22-98).

**College:** Three-time NAIA second-team All-America at Pacific Lutheran...First-team all-conference selection four years...Finished with 237 receptions for 3,507 yards...Rushed for 133 yards on 22 career carries...Started 40-of-42 games...Recorded 27 receiving touchdowns, four rushing touchdowns and three passing touchdowns.

**Personal:** Born Karl Aaker Lerum (7-23-74) in Puyallup, WA...Prepped at Franklin Pierce High in Puyallup, WA...Three-year letterman on Pierce basketball team...Father, Jerrold, is Pacific Lutheran's athletic representative...Single...Resides in Tacoma, WA.

## Ben Lynch

C 6-4 295 2

California

**Pro:** Signed as free agent by 49ers (5-4-99)...Originally selected by Kansas City in seventh round (No. 211 overall) of 1996 NFL draft...Released by Chiefs (8-20-96)...Signed by Minnesota (2-10-97)...First selection by Frankfurt Galaxy in 1998 NFL Europe draft...Played in World Bowl and earned All-NFL Europe honors as center with Galaxy.

**College:** Four-year letterwinner as offensive lineman at Cal...Closed career with 22 consecutive starts at center...Earned first-team All-Pac 10 honors as senior...Was team co-captain, named most valuable lineman and received Roth award for courage, sportsmanship and attitude as senior...Spent freshman and sophomore seasons as reserve guard before switching to center as junior...Majored in business administration.

**Personal:** Born Benjamin John Lynch (11-18-72) in Santa Rosa, CA...Prepped at Analy High in Sebastopol, CA, earning all-conference honors as offensive and defensive lineman...Recipient of National Football Foundation Hall of Fame Scholar-Athlete award...Single...Resides in Sebastopol, CA.

## Kelly Malveaux

CB 5-9 176 1

Arizona

**Pro:** Signed as free agent (2-23-99)...Allocated to Amsterdam Admirals of NFL Europe (2-22-99)...Lead team with 61 tackles (57 solo)...Originally signed as undrafted free agent by 49ers (4-24-98) and waived (8-18-98)...Signed to practice squad (11-4-98) and waived (11-17-98).

**College:** Started 39 consecutive games at cornerback...Finished with 143 tackles, 35 pass deflections and three interceptions...Second-team All-Pac 10 selection as sophomore...Recorded career-best seven solo tackles against Washington as senior...Psychology major.

**Personal:** Born Kelly Thomas Malveaux (5-11-76) in Bellflower, CA...Prepped at Poly High in Long Beach, CA...Honorable mention Best in West selection by *Super Prep* magazine...Recorded a 10.69 time in 100-yard dash senior year...Single...Resides in Long Beach, CA.

## Michael Mason

DE 6-3 255 1

Kentucky State

**Pro:** Signed by 49ers as free agent (7-12-99)...Originally Signed by 49ers as undrafted free agent (6-12-98)...Was first selection by Berlin Thunder in 1999 NFL Europe allocation draft...Posted 23 tackles and 4.0 sacks for Berlin.

**College:** Two-year starter at Kentucky State after transferring from Arkansas State in 1995...Recorded 98 tackles, 12 sacks, nine passes defensed and three forced fumbles as senior...Posted career high 20 tackles vs. Alabama A&M...Posted four sacks vs. Savannah State...1997 First Team All-America selection by Onidon Group...Team Defensive MVP in 1997...Earned first-team All-SIAC honors in 1995 and 1997...Redshirt in 1996...Played two years at Arkansas State before transferring...Started as sophomore...Graduated with degree in Health, Physical Education and Recreation.

**Personal:** Born Michael J. Mason (3-4-74) in Memphis, TN...Prepped at Hamilton High where he was a two-year starter at defensive end...Single...Resides in Memphis, TN.



## Jim McElroy

WR 5-10 155 1

UCLA

**Pro:** Signed as free agent by 49ers (3-11-99) and allocated to NFL Europe...Originally signed by Chicago as undrafted free agent in 1998.

**College:** Four-year letterwinner at UCLA...Finished career with 101 receptions for 2,029 yards...Recorded career-high 47 receptions for 988 yards and 10 touchdowns as senior...Led nation with average of 21.5 yards per catch as senior...Posted 26 receptions for 527 yards as junior...Set career-highs with eight receptions for 149 yards vs. USC as junior...Caught 19 passes for 403 yards as sophomore...Had nine receptions for 111 yards and one touchdown as freshman...Majored in history.

**Personal:** Born (9-15-76) in Los Angeles...Earned Blue Chip and Super Prep All-America honors as senior at Washington High...Also lettered three years in track...Named MVP of track team as sophomore and senior...Single...Resides in Los Angeles, CA.

## Ed Scissum

RB 6-0 221 1

Alabama

**Pro:** Signed as free agent (2-17-99)...Allocated to NFL Europe (2-22-99)...Originally signed with 49ers as undrafted rookie free agent (4-24-98) and waived (8-25-99).

**College:** Played in 31 games...Finished with 438 all-purpose yards and six touchdowns...Underwent surgery to repair peroneal tendon in right foot (10-28-97)...Returned two kickoffs twice for 48 yards...In 1997, ranked third on team in scoring with four touchdowns...Human performance major.

**Personal:** Born Kenneth Edwin Scissum (1-5-76) in Attala, Alabama...Prepped at Etowah High in Attalla, AL, totaling over 2,000 yards offense...Rushed for 1,600 yards and 24 touchdowns as senior...5A All-State selection and *Birmingham News* Super All-State pick...Single...Resides in Attalla, AL.

## Wasswa Serwanga

S 5-11 196 1

UCLA

**Pro:** Signed by 49ers as free agent (4-23-99)...Originally signed with Chicago as undrafted free agent in 1998.

**College:** Played football at three different schools...Began collegiate career at Sacramento State in 1994...Transferred to University of the Pacific in 1995...Recorded 23 tackles and three interceptions as sophomore...Transferred to UCLA after Pacific dropped football in 1996...Played in 11 games and recorded 32 tackles and four sacks in first season at UCLA...Recorded 48 tackles, five sacks, 11 tackles and four interceptions as senior.

**Personal:** Wasswa Kenneth Serwanga was born (7-23-76) in Kampaia, Uganda...Three-time letterwinner as cornerback at Sacramento High...First-team all-Metro and honorable mention all-city as senior...Lettered three years in track...Has twin brother, Kato, who played with New England Patriots...Single...Resides in Sacramento, CA.

## Vernon Strickland

LB 6-3 252 1

Georgia Tech

**Pro:** Signed as free agent by 49ers (3-4-99)...Allocated to Berlin Thunder of NFL Europe (2-22-99)...Finished with 37 tackles and one sack...Originally signed as free agent by 49ers (5-4-98)...Signed to practice squad (9-1-98)...Played one year with Berlin Adlers of European League.

**College:** Former walk-on for Yellowjackets...Recorded 11 tackles...Recorded four tackles, 1.5 sacks and one forced fumble against Furman...Also spent time as reserve fullback...Textile manufacturing major.

**Personal:** Born Vernon Strickland (4-9-73)...Prepped at Newnan High in Newnan, GA...Recorded 14 sacks at defensive end as senior...Started on Division 4A state championship baseball team in 1991...Diagnosed and treated for Leukemia and has been in remission since 1988...Single...Resides in Newnan, GA.



## 1999 DRAFT CHOICES

### REGGIE

## MCGREW

FLORIDA

# 92



- ◆ Ht: 6-1 Wt: 301 Born: 12-16-76
- ◆ (1st Round/No. 24 Overall)

### DEFENSIVE TACKLE

Strong, powerful defensive tackle is known as a dominant run stopper...Plays with quickness, balance and intensity...Has shown improving technique as a pass rusher...Three-year starter at defensive tackle.

**1998:** All-America Dream Team selection by *Sports Network*... Earned first-team All-SEC honors...Started nine games at right defensive tackle...Recorded 41 tackles (23 solo), one fumble recovery and one forced fumble...Recorded five sacks for 31 yards and seven tackles for

loss (17 yards)...Credited with nine QB pressures...Recorded six tackles (four solo) and eight-yard sack vs. N.E. Louisiana...Recorded four tackles, one pass defensed, one fumble recovery and shared sack vs. Alabama.

**1997:** Played in seven games and started six at right defensive tackle...Finished with 26 tackles (15 solo) and 1.5 sacks...Also credited with four QB pressures, two passes defensed and two forced fumbles...Recorded five tackles, one shared sack, one QB pressure and forced fumble vs. Southern Mississippi...Registered five tackles and two QB pressures vs. Florida State...Recorded three tackles and 14-yard sack vs. Penn State in Citrus Bowl.

**1996:** Freshman All-America selection by *Sporting News*...Named team's Outstanding Freshman...Started 10 games at right defensive tackle...Finished with 39 tackles (24 solo), two sacks and eight QB pressures...Recorded five tackles, including two for loss vs. LSU...Recorded five tackles, two QB pressures, one pass defensed and fumble recovery vs. Georgia.

**1995:** Redshirt freshman.

**High School:** Prepped at Lafayette High in Mayo, FL...*Parade*, *Blue Chip* and *USA Today* All-America selection as senior...Rated as top defensive lineman in country by *Super Prep*... Finished with 123 tackles, six sacks and five forced fumbles as senior.

**Personal:** Born Reginald Gerard McGrew (12-16-76)...Son of Taylor and Pat McGrew...Father was high school football coach...Majored in sociology...Resides in Mayo, FL.

PLAYERS

### CHIKE

## OKEAFOR

PURDUE

# 52



- ◆ Ht: 6-4 Wt: 248 Born: 3-27-76
- ◆ (3rd Round/No. 89 Overall)

### DEFENSIVE END

Physically impressive defensive end with quickness and strength...Timed 4.64 in 40-yard dash...Has played inside linebacker, outside linebacker and defensive end during his career...Durable, never missed a game due to injury...Quick enough to speed rush with strength to push up middle.

**1998:** Second-team All-Big Ten selection...Named to Super Sleeper Team by *Sports Network*...Started every game at left defensive end...Finished with 65 tackles (45 solo) and eight sacks...Also credited with 11 tackles for loss and 35 QB pressures...Recorded nine tackles and two-yard sack vs. Rice...Registered seven tackles



(five solo) and five QB pressures vs. Central Florida QB Daunte Culpepper...Credited with four solo stops, one sack for 11 yards, one interception and four passes defended vs. Wisconsin...Totaled 10 tackles (eight solo), including one tackle for loss vs. Penn State...Recorded two sacks for 14 yards vs. Michigan State...Recorded 13 tackles (11 solo), four sacks for 27 yards, seven QB pressures and one pass defended vs. Kansas State in Alamo Bowl.

**1997:** Did not play.

**1996:** Second-team All-Big Ten selection by league coaches...Started every game at outside linebacker...Finished with 85 tackles (48 solo) and 3.5 sacks for 30 yards...Also credited with 28 QB pressures and two passes defended...Recorded 14 tackles (seven solo), four QB pressures and five-yard sack vs. Michigan State...Posted 12 tackles and four QB pressures vs. Minnesota...Recorded 14 tackles (seven solo) and four QB pressures vs. Ohio State...Tallied nine tackles (seven solo) and two QB pressures vs. Michigan...Posted seven tackles and blocked field goal vs. Northwestern.

**1995:** Honorable mention All-Big Ten...Started every game at outside linebacker...Finished with team-best 103 tackles (76 solo)...Recorded 10 tackles for loss...Also credited with four sacks, 20 QB pressures and eight passes defended...Posted string of four consecutive double-digit tackle games...Recorded 15 solo tackles, five QB pressures and one sack vs. West Virginia...Recorded 12 tackles (eight solo) and one pass defended vs. Notre Dame...Credited with 10 tackles vs. Michigan State and 11 tackles (eight solo) vs. Ball State...Recorded 12 tackles (nine solo) vs. Michigan.

**1994:** Named Freshman All-America by The Sports Network...Played in every game and started seven...Started six games at outside linebacker and one as middle linebacker...Finished with 65 tackles (46 solo) and eight QB pressures...Recorded four solo tackles in just seven plays vs. Notre Dame...Made first career start and recorded six tackles and one pass defended vs. Indiana...Credited with 10 tackles (six solo), two QB pressures and one pass defended vs. Wisconsin...Recorded career-high 18 tackles (14 solo) vs. Michigan State.

**High School:** Prepped at West Lafayette High...Earned All-State and *Super Prep* All-Midwest honors...Two-way performer as senior linebacker and fullback...Finished with 132 tackles and rushed for 1,169 yards and 12 touchdowns...Team claimed Class 2A title as senior...Also lettered in track, breaking 10-year old sectional record in discus with 178'0" throw.

**Personal:** Born Chikezie Russell Okefor (3-27-76)...Name means "well made by God"...Engineering major...Mother is professor at Purdue...Single...Resides in West Lafayette, IN.

## ANTHONY PARKER

WEBER STATE

26



♦ Ht: 6-1 Wt: 200 Born: 12-4-75  
♦ (4th Round/No. 99 Overall)

**CORNERBACK**

Excellent athlete, who has good size and speed...Capable of playing bump and run coverage...Has quick feet and good closing speed...Also competed in track and field at Weber State, with his best event being long jump.

**1998:** Earned All-Big Sky first-team honors after posting 39 tackles, five passes defended and four interceptions...Posted season-high nine tackles against Cal-State Northridge...Recorded career-high two interceptions in season opener against Humboldt State.

**1997:** Played in 11 games and started eight...Finished with 38 tackles and five passes defended...Posted season-high eight tackles at Cal State Northridge...Competed in long jump on WSU's indoor track team and posted season-best 23-9 3/4...Placed fourth in long jump at 1998 Big Sky outdoor meet.

**1996:** Redshirted after transferring to Weber State.

**Junior College:** Played two years at Mesa State College (CO)...Blocked three field goals, returned one kickoff for 50 yards and recorded one interception as freshman.



**High School:** Prepped at Thornton High in Denver, CO, where he starred in football and track...Recorded 20 career interceptions...Established school record with 10.6 time in 100 meters.

**Personal:** Born Anthony E. Parker (12-4-75)...Majored in technical sales...Became second Weber State player ever drafted by 49ers and first since LB Carter Campbell was taken in eighth round in 1970...Single...Resides in Denver, CO.

# PIERSON

# PRIOLEAU

## VIRGINIA TECH

# 23



◆ Ht: 5-10 Wt: 191 Born: 8-6-77

◆ (4th Round/No. 110 Overall)

## CORNERBACK

# PLAYERS

Versatile and dependable performer has seen time at several defensive positions...Started at rover back since sophomore season...Has played outside linebacker.

**1998:** Started every game for team that led Big East with 12.9 points per game allowed...Hokie secondary allowed 182.7 yards per game, second in Big East...Finished with 61 tackles (41 solo) and two interceptions...Returned interception 85 yards for touchdown vs. Boston College.

**1997:** Named first-team All-Big East and third-team All-America by *Sporting News*...Named team's outstanding defensive back...Finished with 81 tackles (41 solo), including two tackles for loss, and one sack...Returned fumble 43 yards for touchdown and posted seven tackles vs. Rutgers...Credited with 10 tackles and 73-yard interception return vs. Syracuse...Recorded 11 tackles vs. West Virginia...Earned Big East Defensive Player-of-the-Week honors vs. Miami...Had seven tackles, one pass defended and one sack vs. Hurricanes...Recorded seven tackles vs. North Carolina in Gator Bowl...Appeared in defensive best 636 plays...Also appeared in 83 special teams plays.

**1996:** Started every game at rover position and appeared in 809 total plays...Finished with 71 tackles (41 solo), including three tackles for loss (16 yards), and two sacks...Recorded nine tackles and three passes defended vs. Akron in first career start...Posted six tackles vs. Boston College...Recorded eight tackles and three QB pressures vs. Pittsburgh...Credited with nine tackles, including two for loss, vs. Miami.

**1995:** Appeared in 11 games on special teams and as reserve cornerback...Finished season with 24 tackles (15 solo)...Recorded six tackles vs. Miami...Appeared in 49 plays vs. Akron and recorded five tackles...Recorded one pass defended vs. Rutgers.

**High School:** Prepped at Macedonia (Charleston, SC) High...Rushed for 927 yards and 18 touchdowns on 121 carries...Finished with 77 tackles and one interception as senior defensive back...Earned All-Region honors as junior and senior.

**Personal:** Born Pierson Olin Prioleau (8-6-77) in Charleston, SC...Son of Peter and Rozetta Prioleau...Majored in interdisciplinary studies...Holds school record with 43'1/2" vertical jump...Clocked 4.39 40-yard dash...Single...Resides in Charleston, SC.

## LEADING AT THE HALF

San Francisco is 20-2 in the postseason when leading at the half, including an 18-game winning streak. Dallas (12-23-72) and Detroit (12-22-57) are the only teams to beat the 49ers after trailing at halftime.


**TERRY**
**JACKSON**

FLORIDA

**22**


- ♦ Ht: 6-0 Wt: 218 Born: 1-10-76
- ♦ (5th Round/No. 157 Overall)

**RUNNING BACK**

Versatile running back has played both tailback and fullback during career...Has good vision and speed...Played both offense and defense in college.

**1998:** Appeared in eight games and started six at tailback...Finished with 587 yards and three touchdowns on 105 carries...Caught 18 passes for 169 yards...Rushed for 127 yards and two touchdowns on 10 attempts vs. The Citadel and caught four passes for 44 yards...Totaled 117 yards and one touchdown on 16 attempts vs. Northeast Louisiana...Caught five passes for 31 yards vs. Tennessee...Rushed 22 times for 116 yards vs. Kentucky...Carried 25 times for 135 yards vs. Alabama...Rushed nine times for 56 yards and caught three passes for 46 yards vs. LSU.

**1997:** GTE/CoSIDA Academic All-District and All-SEC Academic Team...Recipient of team Leadership Award...Started four games at fullback...Finished with 39 yards on 15 carries...Caught eight passes for 135 yards and three touchdowns...Caught four passes for 92 yards and three touchdowns vs. Central Michigan...Also blocked punt that was recovered for touchdown in that game.

**1996:** Academic All-SEC award winner...Played in every game and made one start...Finished with 79 carries for 388 yards and eight touchdowns...Caught 13 passes for 163 yards and one touchdown...Pulled double-duty lining up at outside linebacker and tailback vs. Southwestern Louisiana...Carried four times for 60 yards and two touchdowns vs. Georgia Southern...Rushed 22 times for 86 yards and caught one touchdown pass vs. Tennessee...Recorded two touchdowns vs. Auburn...Rushed 12 times for 118 yards and two touchdowns vs. Florida State.

**1995:** SEC All-Freshman team by *Knoxville News-Sentinel*...SEC All-Academic team selection...Played in every game and made five starts at tailback...Finished with 780 yards and six touchdowns on 122 carries...Also caught 20 passes for 188 yards...Scored first career touchdown vs. Houston...Recorded 138 yards and three touchdowns vs. Kentucky...Carried 17 times for 119 yards vs. Tennessee...Gained 90 yards on 12 carries vs. Mississippi...Totaled 96 yards and one touchdown vs. Florida State.

**1994:** Redshirt freshman.

**High School:** Prepped at P.K. Yonge (Gainesville, FL) High...Earned *Blue Chip* All-Southeast honors...Two-way performer recorded 99 tackles (63 solo) on defense and rushed for 572 yards and five touchdowns as senior tailback.

**Personal:** Born Terrance Bernard Jackson (1-10-76)...Was student body vice president at Florida...Son of Delphine and Willie Jackson...Father played football at Florida...Brother, Willie Jr., played wide receiver with Dallas (1994) and Jacksonville (1995-96)...Majored in business/marketing...Single...Resides in Gainesville, FL.

### HOME TURF

Steve Mariucci has established an NFL record by winning his first 16 regular season home games. By going 16-0 at home in his first two seasons, Mariucci eclipsed the 13-0 mark John Madden set for Oakland in 1969-70. Chuck Knox was 12-0 in his first two seasons at home for the Los Angeles Rams (1973-74).



# TYRONE HOPSON

EASTERN KENTUCKY

66



- ♦ Ht: 6-2 Wt: 305 Born: 5-28-76
- ♦ (5th Round/No. 161 Overall)

TACKLE

Aggressive and versatile lineman, who has played both tackle and guard...Plays with nasty streak...Has good balance and footwork...Displayed range and ability to pull...Was three-year starter in college.

**1998:** Earned first-team All-Ohio Valley Conference honors as left tackle...Averaged 10 knockdown blocks per game and graded at 90 percent blocking efficiency...Registered season-high 18 knockdown blocks against Kentucky State...Helped offense amass 482 yards against Western Kentucky...Collected 14 knockdowns and helped offense produce 479 yards against Southeast Missouri.

**1997:** Earned first-team All-Ohio Valley Conference honors and was named third-team All-America by Associated Press...Started first half of season at left tackle before shifting to right guard...Registered 14 knockdowns and helped offense compile 607 yards vs. Austin Peay.

**1996:** Started 11 games at left tackle and helped offense average 190.4 yards per game rushing...Credited with nine knockdowns against Troy State...Helped offense post 284 yards on ground against Tennessee Tech...Made 10 knockdown blocks against Austin Peay.

**1995:** Became first player in school history to play offensive line for Colonels as true freshman...Shared time at left tackle.

**High School:** Earned All-City and All-County honors as two-way lineman at Davies County High in Owensboro, KY...Was named team's defensive MVP as senior...Lettered four times each in track and basketball.

**Personal:** Born Tyrone Hopson Jr. (5-28-76) in Hopkinsville, KY...Computer electronics technology major...Single.

PLAYERS

# TAI STREETS

MICHIGAN

19



- ♦ Ht: 6-2 Wt: 189 Born: 4-20-77
- ♦ (6th Round/No. 171 Overall)

WIDE RECEIVER

Physical wide receiver averaged a touchdown every 7.6 receptions during collegiate career...Injured Achilles tendon before draft and underwent surgery...Known as excellent blocker...Clocked 4.55 40-yard dash before Achilles injury...Also played basketball at Michigan.

**1998:** All-Big Ten second-team selection...Recipient of Bo Schembeckler award, given to team MVP...Started every game at split end...Finished with 67 receptions for 1,035 yards and 11 touchdowns...Fourth receiver in school history to surpass 1,000 yards in season...11 touchdowns is third best single season total in school history...Recorded eight receptions for 101 yards vs. Notre Dame...Caught five passes for 53 yards and one touchdown vs. Syracuse...Had eight passes for 117 yards and two touchdowns vs. Indiana...Named Big Ten Player-of-the-Week vs. Minnesota...Had six receptions for career-high 192 yards and one touchdown vs. Golden Gophers...Caught nine passes for 118 yards and one touchdown...Caught five passes for 90 yards and two touchdowns...Posted seven receptions for 129 yards vs. Arkansas in Citrus Bowl.



**1997:** Recipient of school's Athletic Academic Achievement award...Started every game...Finished with 28 receptions for 476 yards and six touchdowns...Caught three passes for 77 yards and one touchdown vs. Notre Dame...Recorded 18-yard touchdown reception vs. Indiana...Had five receptions for 108 yards and one touchdown vs. Wisconsin...Caught four passes for 127 yards and two touchdowns as Wolverines defeated Washington St. for National Championship in Rose Bowl.

**1996:** All-Big Ten honorable mention...Started every game at split end...Finished with team-high 44 receptions for 730 yards and two touchdowns...Caught 12 passes for 150 yards vs. Northwestern...Had three receptions for 83 yards and one touchdown vs. Ohio State.

**1995:** Appeared in eight games as freshman...Finished with five receptions for 43 yards...Had three receptions for 29 yards vs. Minnesota...Had two receptions for 14 yards vs. Ohio State.

**High School:** Prepped at Thornton Township (IL) High...*Blue Chip* All-America and All-State selection as senior...Caught 40 passes for 879 yards and 12 touchdowns as senior...Also All-State selection in basketball and track...Claimed state long jump title with 23'7" effort as senior.

**Personal:** Born Tai Streets (4-20-77)...Majored in sports management & communications...Single

KORY

MINOR

NOTRE DAME

53



♦ Ht: 6-1 Wt: 247 Born: 12-14-76  
♦ (7th Round/No. 233 Overall)

LINEBACKER

Four-year starter at outside linebacker...Played in 44 career games and started 43...Credited with 22.5 career sacks.

**1998:** Started 10 games at right outside linebacker...Totaled 60 tackles (33 solo) and five sacks for 29 yards...Credited with four tackles for loss (six yards) and one interception...Recorded six tackles, including one for loss, one sack and one forced fumble vs. Stanford...Registered five tackles and one sack...Posted 11 tackles vs. Baylor...Recorded 14 tackles, two sacks and forced fumble vs. LSU...Registered six tackles, one pass defended and one interception vs. USC.

**1997:** Honorable mention All-America by *Football News*...Started every game at right outside linebacker...Posted 85 tackles (59 solo) and 3.5 sacks for 32 yards...Also credited with eight tackles for loss (16 yards), five passes defended and three interceptions...Recorded 10 tackles and shared sack vs. Georgia Tech...Registered six tackles, one pass defended and one interception...Recorded eight tackles vs. Stanford...Credited with eight solo stops vs. USC...Posted eight tackles and two sacks vs. LSU in Independence Bowl.

**1996:** Started every game at outside linebacker...Finished with 53 tackles (32 solo) and eight sacks for 56 yards...Credited with seven tackles for loss (20 yards) and five passes defended...Posted six tackles and one pass defended vs. Vanderbilt...Recorded seven tackles and one pass defended vs. Air Force...Registered five tackles and 2.5 sacks vs. Pittsburgh...Credited with five tackles, including two for loss, vs. USC.

**1995:** Started 10-of-11 games at right outside linebacker...Finished with 47 tackles (27 solo) and six sacks for 30 yards...Posted seven tackles vs. Texas...Recorded 10 tackles, one sack and forced fumble vs. Army...Posted 10 tackles, one sack and two forced fumbles vs. Navy...Recorded five tackles vs. Florida State.

**High School:** *USA Today* Defensive Player-of-the-Year and All-America selection by *Parade*, *Super Prep*, *Prep Football Report* and *Blue Chip* at Bishop Amat (LaPuente, CA) High...Ranked as top prep linebacker in country by *Blue Chip* as senior...Named Defensive Player-of-the-Year by *Football News*...All-state, All-CIF as senior...Recorded 94 tackles and forced five fumbles as senior...Credited with 38 sacks and 267 career tackles.

**Personal:** Born Kory DeShaun Minor (12-14-76)...Marketing major...Single.



# 1999 ROOKIE FREE AGENTS

**Morris Anderson** Wide Receiver 6-1 194

Baylor

**Pro:** Signed by 49ers as undrafted free agent (4-23-99).

**College:** Four-year performer at Baylor...Ranks eighth all-time with 1,173 career receiving yards and nine touchdown receptions...Recorded 37 receptions for 637 yards and three touchdowns as senior...Started all 11 games as junior while posting 27 receptions for 315 yards...Posted 13 receptions as sophomore.

**Personal:** Born Morris Ramon Anderson (2-22-77) in Tyler, TX...Graduated from John Tyler High...Three-year starter...Team won Class 5A state championship senior year...All-East Texas and All-District as senior...Single...Resides in Waco, TX.

**Mike Bastianelli** Wide Receiver 6-0 195

Southern California

**Pro:** Signed by 49ers as free agent (6-1-99).

**College:** Tied for 23rd on USC's career pass reception list with 68 catches for 961 yards...Saw action in all 13 games, starting one as senior...Posted two catches for 36 yards against TCU in the Sun Bowl...Recorded eight tackles on special teams as senior...Appeared in nine games as junior catching 33 passes including three touchdowns...Had career best seven catches for 58 yards against Oregon State...Played in all 12 games and made four starts as sophomore...Finished season with 24 receptions for 391 yards...Appeared in all 12 games as freshmen wide receiver and on special teams.

**Personal:** Born (5-18-76) in Oklahoma City, Oklahoma...Graduated from De La Salle High in Concord Ca...As senior received *Blue Chip* and *USA Today* All-America honors...Also earned San Francisco Examiner All-Metro MVP honors...Played quarterback, receiver, strong safety, placekicker and punter in high school...Led De La Salle to undefeated state championship as senior...DeLa Salle finished year ranked first in nation by ESPN.

**Tim Croff** Defensive Tackle 6-2 283

Carson-Newman

**Pro:** Signed by 49ers as undrafted free agent (4-23-99).

**College:** Started 12-of-14 games as senior and led Eagles to undefeated conference record...Registered 52 tackles as senior including seven for loss...Helped lead team to undefeated conference record...Earned NCAA Div. II All-American accolades in wrestling after finishing second in nation as senior...Moved into starting lineup halfway through junior year starting 6-of-12 games and recording 56 tackles...Transferred to Carson-Newman after starting at defensive tackle two years (1995-96) at Scottsdale City College.

**Personal:** Born (11-7-76) in Phoenix, AZ...Prepped at Dobson High in Mesa, AZ...Earned National Championship as wrestler as senior...Single...Resides in Jefferson City, TN.

**Dan Dercher** Tackle 6-5 293

Kansas

**Pro:** Signed by 49ers as undrafted free agent (4-23-99).

**College:** Switched from defensive end to offensive tackle in seventh game of junior season...Earned third-team All-Big 12 honors as senior...Started 10 games, missing opener recovering from MCL tear...Selected to East-West Shrine Game...Started first six games at defensive end as junior...Made first career start at tackle in seventh game vs. Colorado...Team averaged 27.0 points and 353 yards total offense with Dercher at tackle...Played in nine games and started two as sophomore...Finished with 12 tackles and one forced fumble...Played in 11 games and made two starts as freshman...Credited with 16 tackles and 4.5 sacks...Majored in communications studies.

**Personal:** Born Daniel Lawrence Dercher (6-2-76) in Kansas City, KS...Father, Larry, was defensive tackle at Kansas (1965-67)...Prepped at Bishop Miege (Mission, KN) High...Earned first-team all-state honors by Associated Press and *Topeka Capital-Journal*...Is middle of five children...Single...Resides in Lawrence, KS.



Chris Freeman Linebacker 6-2 230

Clark

**Pro:** Signed by 49ers as undrafted free agent (4-23-99).

**College:** Attended Clark Atlanta University...Earned SIAC all-conference honors...Recorded 101 tackles and five sacks as senior...Credited with 75 tackles and three sacks as junior...Totaled nine sacks as sophomore...Transferred from Georgia Military College after freshman year.

**Personal:** Born Christopher Bernard Freeman (5-23-75) in LaGrange, GA...Prepped at Southside High in Atlanta, GA...Named Conference Defensive Player-of-the-Year as senior...Also two-year letter winner in soccer and track...Single...Has daughter, Khaylan Iman Freeman (3-7-97)...Resides in Atlanta, GA.

Mark Garcia Quarterback 6-3 220

Ohio State

**Pro:** Signed by 49ers as undrafted free agent (4-23-99).

**College:** Completed 21 passes for 294 yards and two scores in career at Ohio State...Attended Modesto (CA) Junior College for two years (1994-95) and was top-rated junior college quarterback in country as sophomore with 195.6 rating...Completed 63 percent of passes and threw for 31 touchdowns and 3,258 yards sophomore year, leading team to 10-1 record...Majored in sports and leisure studies.

**Personal:** Born Mark Ryan Garcia (5-7-76)...Prepped at Grace Davis High in Modesto...Threw for 40 touchdown passes in two years as starter...Single...Resides in Modesto, CA.

Mike Grieb Tight End 6-3 248

UCLA

**Pro:** Signed by 49ers as undrafted free agent (4-22-99).

**College:** Recorded 57 catches for 742 yards and six touchdowns in career...Started every game and recorded 16 receptions for 274 yards as senior...Had four receptions for 63 yards and four first downs at Miami...Played on field goal/PAT and punt coverage units...Mathematics major.

**Personal:** Born Michael Andrew Grieb (2-25-76) in Torrance, CA...Prepped at Oak Grove High in San Jose...Named *Blue Chip* All-America, *Super Prep* All-Far West and *Cal-Hi Sports* All-State honorable mention as senior...National Football Foundation Hall of Fame Scholar-Athlete Award winner and AIR Academic All-State team with 3.6 G.P.A...Has two brothers who quarterbacked UC Davis to 1996 NCAA semifinals and now play for Arena League...Director's honor roll with his 3.0 G.P.A...Single...Resides in Los Angeles, CA.

Damon Griffin Wide Receiver 5-9 186

Oregon

**Pro:** Signed by 49ers as undrafted free agent (4-23-99).

**College:** Ranks eighth on school's all-time reception list with 113...Posted career-highs with 58 receptions for 1,038 yards as senior...Recorded string of 23 straight games with at least one reception...Recorded 43 catches for 711 yards in 10 games as junior...Over 70 percent of catches were either first downs or touchdowns.

**Personal:** Born Damon Gilbert Griffin (6-14-76) in Los Angeles CA...Graduated from Monrovia High...Three-sport star...Led football team as senior captain with 43 receptions for 812 yards...Single...Resides in Eugene, OR.

Tito Hannah Linebacker 6-3 232

S. Carolina State

**Pro:** Signed by 49ers as undrafted free agent (4-23-99).

**College:** Started 25-of-29 games recording 153 career tackles and 15 sacks...Garnered 51 total tackles, including nine for loss, as senior...Led team with seven sacks for 23 yards in eight games as senior...All-MEAC honorable mention as senior...Started 9-of-10 games as junior and finished with 70 tackles and six sacks...An MEAC honorable mention as junior.

**Personal:** Born (7-13-76) in Marion, SC...Graduated from Marion High in Marion...Single...Resides in Marion, SC.



**Kelly Herndon**      **Cornerback**      **5-10 180**      **Toledo**

**Pro:** Signed by 49ers as undrafted free agent (4-23-99).

**College:** Saw action in 44 games including all 12 as senior...Posted 154 total career tackles, including career high 72, as senior...Played in all 11 games as sophomore reserve defensive back and special teams member and recorded 27 tackles...Played in all 10 games as freshman and recorded six tackles.

**Personal:** Born Kelly Errin Herndon (11-3-76) in Bedford, OH...Prepped at Chamberlin High in Twinsburg, OH...Single...Resides in Twinsburg, OH.

**Toya Jones**      **Safety**      **6-1 199**      **Texas A&M**

**Pro:** Signed by 49ers as undrafted free agent (4-23-99).

**College:** Finished career with 87 total tackles...Posted 30 tackles and two forced fumbles as junior.

**Personal:** Born Toya Cardin Jones (10-28-76) in Victoria, TX...Graduated from Refugio High in Refugio, TX...Earned Class 2A Defensive Player-of-the-Year honors as senior...Single...Resides in College Station, TX.

**Jaime Kimbrough**      **Running Back**      **5-8 205**      **Fresno State**

**Pro:** Signed by 49ers as undrafted free agent (4-23-99).

**College:** Finished career with 2,311 rushing yards and 16 touchdowns...Rushed for 1,229 yards and 10 touchdowns on 213 carries as senior...Became only 10th player in Fresno State history to rush for over 1,000 yards in single season...Ranked 20th nationally in rushing.

**Personal:** Born Jamie Graham Kimbrough (7-10-77) in Dayton, OH...Prepped at Morse High in San Diego, CA...Named All-Eastern League and all-CIF as junior and senior...Single...Resides in San Diego, CA.

**Josh Kobdich**      **Tackle**      **6-6 305**      **Fresno State**

**Pro:** Signed by 49ers as undrafted free agent (4-23-99).

**College:** Started all but three games as senior, alternating between left and right tackle...Missed three games with partial tear of anterior cruciate ligament in right knee as senior...Made eight starts as junior, including starting first six games at right tackle and final two on left side...Did not play as freshman or sophomore.

**Personal:** Born Josh Paul Kobdich (1-29-76) in Bakersfield, CA...Prepped at North High where he earned All-Yosemite League honors as junior and senior...First-team all-area selection at right tackle as senior...Single...Resides in Fresno, CA.

**Dwayne Ledford**      **Tackle**      **6-3 295**      **East Carolina**

**Pro:** Signed by 49ers as undrafted free agent (4-23-99).

**College:** Made switch from defensive tackle to offensive tackle as senior...Started 11 games at defensive tackle and recorded 26 tackles as junior.

**Personal:** Born Billy Dwayne Ledford (11-2-76) in Morgantown, NC...Graduated from McDowell High in Marion, NC...Named team most valuable defensive lineman as senior...Earned Northwestern 4-A All-Conference first-team honors as junior and senior...Named All-Western North Carolina...Single...Resides in Marion, NC.

**Dennis O'Sullivan**      **Defensive Tackle**      **6-3 285**      **Tulane**

**Pro:** Signed by 49ers as undrafted free agent (4-23-99).

**College:** Started 38-of-43 career games...Finished career with 195 total tackles...Earned second-team All-Conference USA honors as senior...Led linemen with 53 tackles as senior.

**Personal:** Born (1-28-76) in Suffern NY...Graduated from North Rockland High in Stony Point, N.Y...USA Today Honorable mention All-America selection as senior...Had 12 sacks as senior...Helped team finish 13-0 and win Class A State Championship in senior season...Single...Resides in Stony Point, NY.



Chris Sailer

Kicker

5-8 190

UCLA

**Pro:** Signed by 49ers as undrafted free agent (4-23-99).

**College:** Multi-talented kicker held punting and place kicking duties during final two seasons...Closed career ranked seventh all-time with 213 points...Holds school-record for most punts (241) and punting yardage (10,120)...Connected on 114-of-116 career PATs...Earned honorable mention All-Pac 10 honors as senior after averaging 41.0 yards per punt and connecting on 14-of-22 field goals...Earned first-team All-America honors by *AFCA* and *Walter Camp* as junior kicker...Also named first-team All-America punter by Football Writers Association...Connected on 19-of-24 (.791) field goal attempts including **CAREER-HIGH** 56-yard effort at Oregon...Averaged 43.1 yards per punt on 59 attempts...Averaged 41.6 yards per punt on 66 attempts as sophomore...Recorded 22 punts inside 20-yard line...Ranked third in Pac-10 with punting average of 42.2 yards per kick as freshman...Registered **CAREER-LONG** 81-yard punt vs. Washington State...Communications studies major.

**Personal:** Born Chris Frank Sailer (1-9-77) in Burbank, CA...Prepped at Notre Dame (Sherman Oaks, CA) High where he earned first-team *USA Today* All-America honors as senior kicker...Also selected to *Super Prep* and *Blue Chip* All-America teams as senior...Recorded seven field goal of 50 yards or more as senior, including long of 58...Helped lead team to perfect 14-0 record and CIF Division III title as senior...Successful on 104-of-108 career PAT's...Also accomplished soccer player, earning All-America honors from National Soccer Coaches Association and Umbro as senior...Single...Resides in Los Angeles, CA.

Brian Smith

Linebacker

6-3 252

Alabama-Birmingham

**Pro:** Signed by 49ers as undrafted free agent (4-23-99).

**College:** Three-year starter at linebacker...Ranks fifth with 248 career tackles...Started all 33 games during career...Draft eligible junior...Finished with 89 tackles (50 solo), three sacks and credited with 14 tackles for loss...Posted 10 tackles vs. Nebraska...Recorded season-high 14 tackles vs. Tennessee...Posted school record 114 tackles (72 solo) as sophomore...Credited with 15 tackles (11 solo) vs. Virginia Tech...Recorded career-high 17 stops (16 solo) vs. Arizona...Posted 45 tackles (26 solo) as freshman...Recorded season-high 12 tackles, one sack and fumble recovery vs. Vanderbilt.

**Personal:** Born George Brian Smith (2-25-78) in Rome, GA...Cousin, Ray Donaldson, played for Seattle Seahawks and Dallas Cowboys...Four-year letterwinner as two-way performer at Pepperell High...Earned first-team all-state honors as senior linebacker...Finished career with 236 tackles and 25 sacks...Rushed for 1,338 yards as senior...Set state single-game record with 54 carries as junior...Finished career with 3,266 yards and 42 touchdowns...Single...Resides in Rome, GA.

Chad Stanley

Punter

6-3 205

Stephen F. Austin

**Pro:** Signed by 49ers as undrafted free agent (4-23-99).

**College:** Earned first-team All-America honors as senior...Led nation with 46.6-yard average...Earned first-team All-Southland Conference honors...Member of American Football Coaches Association Good Works team...Earned third-team All-America honors as junior...Averaged 44.7 yards per punt...Named first-team All-Southland Conference...Played in all 11 games as sophomore and averaged 38.5 yards per kick...Set school record with 79-yard punt against Northwestern State...Attended Kilgore junior college as freshman...Majored in kinesiology.

**Personal:** Born Benjamin Chadwick Stanley (1-29-76) in Ore City, TX...Earned All-District honors as punter at Ore City High...Also lettered in baseball, basketball and track...Single...Resides in Ore City, TX.


**Jason Tenner     Defensive Tackle     6-5     275**
**Villanova**

**Pro:** Signed by 49ers as undrafted free agent (4-23-99).

**College:** Closed career with 164 total tackles and 22 sacks...Named second-team All-Atlantic 10 as senior...Started 13 games as junior and recorded 39 tackles and 15 sacks...Named first-team All-Atlantic 10 as junior...Played in all 12 games and started seven as sophomore...Accumulated 53 total tackles and three sacks in second season...Appeared in 11 games and made one start as freshman.

**Personal:** Born (8-17-77) in Stanford, CA...Graduated from Homestead High in Cupertino, CA...Named Most valuable defensive lineman in DeAnza League as senior...All-League and All-Mid-Peninsula in football and basketball as senior...Single...Resides in Mt. View, CA.

**Craig Walendy     Running Back     6-1     229**
**UCLA**

**Pro:** Signed by 49ers as undrafted free agent (4-22-99).

**College:** Split time at fullback after missing opener due to infection from brown recluse spider bite...Made key contributions especially with lead blocking...Starting fullback in 1996 and 1997...Finished career with 20 receptions for 193 yards and rushed 20 times for 193 yards...Sociology major.

**Personal:** Born Craig Hilary Walendy (7-11-77) in New Brunswick, NJ...Prepped at Westlake (CA) High...Single...Resides in Los Angeles, CA.

**Joe Wesley     Linebacker     6-1     229**
**LSU**

**Pro:** Signed by 49ers as undrafted free agent (4-23-99).

**College:** Posted team-high 93 tackles as senior...Led team with career-high 105 tackles as junior...Fourth player at LSU to total over 100 tackles in season in last decade...Started every game as junior and senior...Played in all but one game as sophomore while recording 10 tackles...Grabbed only interception of career as freshman and returned it 25 yards for touchdown.

**Personal:** Born (11-10-76) in Jackson, MS...Graduated from Brookhaven (MS) High...Named second-team All-State...Recorded 84 tackles and one interception as senior...Single...Resides in Brookhaven, MS.

**Geoff Wilson     Tackle     6-6     292**
**Stanford**

**Pro:** Signed by 49ers as undrafted free agent (4-23-99).

**College:** Started 30-of-34 career games, including 22 straight at right tackle as junior and senior...Two-time honorable mention All-Pac 10 selection...Selected to Blue-Gray and Hula Bowl games as senior...Named honorable mention All-Pac 10 Conference as junior...Missed sophomore season with knee injury.

**Personal:** Born Geoffrey Thomas Wilson (2-10-76) in Robertsdale, AL...Played offensive tackle, tight end and defensive tackle at Robertsdale High...Named *Blue Chip* first-team All-America as senior...Member of Alabama Super 12 Team...Single...Resides in Palo Alto, CA.

**Joe Zelenka     Tight End     6-3     280**
**Wake Forest**

**Pro:** Signed by 49ers as undrafted free agent (4-23-99).

**College:** Totaled 25 catches for 217 yards in career...Started 11 games as junior and finished with six receptions for 68 yards...Registered four receptions for 41 yards as sophomore...Totaled nine receptions for 70 yards as freshman...Saw extensive playing time on special teams as long snapper...Double-major in history and education.

**Personal:** Born Joseph John Zelenka (3-9-76) in Cleveland, OH...Prepped at Benedictine High...Lettered three years...Second-team all-state in 1993...Standout in basketball and track...Single...Resides in Berea, OH.



# SAN FRANCISCO 49ers NUMERICAL ROSTER

(As of July 15, 1999)

NO	NAME	POS	HT	WT	BIRTHDATE	EXP	COLLEGE	HOMETOWN
2	Sailer, Chris	K	5-8	190	1-9-77	R	UCLA	Burbank, CA
4	Stanley, Chad	P	6-3	205	1-29-76	R	Stephen F. Austin	Pittsburg, TX
5	Garcia, Jeff	QB	6-1	195	2-24-70	1	San Jose State	Gilroy, CA
6	Garcia, Mark	QB	6-3	220	5-7-76	R	Ohio State	Modesto, CA
7	Richey, Wade	K	6-4	200	5-19-76	2	Louisiana State	Lafayette, LA
8	Young, Steve	QB	6-2	215	10-11-61	15	Brigham Young	Greenwich, CT
10	Edge, Shayne	P	5-11	175	8-21-71	3	Florida	Newton County, GA
11	Stenstrom, Steve	QB	6-2	206	12-23-71	5	Stanford	El Toro, CA
13	Anderson, Morris	WR	6-1	194	2-22-77	R	Baylor	Tyler, TX
14	Druckenkmueller, Jim	QB	6-4	231	9-19-72	3	Virginia Tech	Allentown, PA
15	Lerum, Karl	WR	6-2	200	7-23-74	1	Pacific Lutheran	Puyallup, WA
17	McElroy, Jim	WR	5-10	155	9-15-76	1	UCLA	Los Angeles, CA
18	Griffin, Damon	WR	5-9	186	6-14-76	R	Oregon	Los Angeles, CA
19	Bastianelli, Mike	WR	6-0	195	5-18-76	R	USC	Oklahoma City, OK
19	Streets, Tai	WR	6-1	193	4-20-77	R	Michigan	Matteson, IL
20	Hearst, Garrison	RB	5-11	219	1-4-71	7	Georgia	Lincolnton, GA
21	McQuarters, R.W.	CB	5-9	198	12-21-76	2	Oklahoma State	Tulsa, OK
22	Jackson, Terry	RB	6-0	218	1-10-76	R	Florida	Gainesville, FL
23	Prioleau, Pierson	CB	5-10	191	8-6-77	R	Virginia Tech	Charleston, SC
26	Parker, Anthony	CB	6-1	200	12-4-75	R	Weber State	Denver, CO
27	Jervey, Travis	RB	6-0	222	5-5-72	5	The Citadel	Columbia, SC
28	Kimbrough, Jamie	RB	5-7	198	7-10-77	R	Fresno State	Dayton, OH
28	Malveaux, Kelly	CB	5-9	175	5-11-76	1	Arizona	Long Beach, CA
30	Schulders, Lance	S	6-2	195	5-27-75	2	Hofstra	Brooklyn, NY
31	Bronson, Zack	S	6-1	191	1-28-74	3	McNeese State	Jasper, TX
32	Gamer, Charlie	RB	5-9	187	2-13-72	6	Tennessee	Fairfax, VA
33	Herdon, Kelly	CB	5-10	180	11-3-76	R	Toledo	Bedford, OH
35	Jones, Toya	S	6-1	199	10-28-76	R	Texas A & M	Victoria, TX
36	Hanks, Merton	S	6-2	181	3-12-68	9	Iowa	Dallas, TX
38	Walker, Darnell	CB	5-8	167	1-17-70	7	Oklahoma	St. Louis, MO
40	Beasley, Fred	FB	6-0	235	9-18-74	2	Auburn	Montgomery, AL
40	Freeman, Chris	LB	6-2	230	5-23-75	R	Clark	LaGrange, GA
44	Vardell, Tommy	FB	6-2	230	2-20-69	8	Stanford	El Cajon, CA
44	Serwanga, Wasswa	CB	5-11	196	7-23-76	R	UCLA	Kampala, Uganda
45	Scissum, Ed	FB	6-0	229	1-5-76	1	Alabama	Attalla, AL
46	McDonald, Tim	S	6-2	219	1-6-65	13	Southern California	Fresno, CA
47	Walendy, Craig	FB	6-1	229	7-11-77	R	UCLA	New Brunswick, NJ
48	Wesley, Joe	LB	6-1	229	11-10-76	R	LSU	Jackson, MS
49	Hannah, Tito	LB	6-3	232	7-13-76	R	S. Carolina State	Marion, SC
50	Peterson, Anthony	LB	6-1	232	1-23-72	7	Notre Dame	Monogahela, PA
51	Norton Jr., Ken	LB	6-2	254	9-29-66	12	UCLA	Los Angeles, CA
52	Okefor, Chike	DE	6-4	248	3-27-76	R	Purdue	West Lafayette, IN
53	Minor, Kory	LB	6-0	247	12-14-76	R	Notre Dame	LaPuente, CA
54	Woodall, Lee	LB	6-1	224	10-31-69	6	West Chester	Carlisle, PA
55	Tubbs, Winfred	LB	6-4	254	9-24-70	7	Texas	Fairfield, TX
57	Smith, Brian	LB	6-1	252	2-25-78	R	Alabama-Birm.	Floyd County, GA
58	Ledford, Dwayne	T	6-3	295	11-2-76	R	E. Carolina	Morganton, NC
58	Strickland, Vernon	LB	6-4	252	4-9-73	1	Georgia Tech	Newnan, GA
59	Givens, Reggie	LB	6-0	234	10-3-71	2	Penn State	Emporia, VA
60	Lynch, Ben	C	6-4	295	11-18-72	1	California	Santa Rosa, CA
61	Zelenka, Joe	TE/LS	6-3	280	3-9-76	R	Wake Forest	Cleveland, OH
62	Newberry, Jeremy	G/T	6-5	315	3-23-76	2	California	Antioch, CA
63	Deese, Derrick	G/T	6-3	289	5-17-70	8	Southern California	Culver City, CA
64	Mason, Michael	DE	6-3	255	3-4-74	1	Kentucky State	Memphis, TN



NO	NAME	POS	HT	WT	BIRTHDATE	EXP	COLLEGE	HOMETOWN
65	Brown, Ray.....	G	6-5	318	12-12-62	14	Arkansas State	Marion, AR
66	Hopson, Tyrone.....	T	6-2	305	5-28-76	R	Eastern Kentucky	Hopkinsville, KY
67	Dalman, Chris.....	C	6-3	297	3-15-70	7	Stanford	Salinas, CA
68	O'Sullivan, Dennis..DT/LS		6-3	285	1-28-76	R	Tulane	Suffern, NY
69	Ostrowski, Phil.....	G	6-4	291	9-23-75	2	Penn State	Wilkes-Barre, PA
71	Ruhman, Chris.....	T	6-5	321	12-19-74	2	Texas A&M	Houston, TX
71	Croff, Tim.....	DT	6-2	283	11-7-76	R	Carson Newman	Phoenix, AZ
74	Fiore, Dave.....	T	6-4	288	8-10-74	4	Hofstra	Waldwick, NJ
75	Keneley, Matt.....	DT	6-5	295	12-1-73	1	USC	Santa Ana, CA
76	Tenner, Jason.....	DT	6-5	275	8-17-77	R	Villanova	Stanford, CA
78	Bonham, Shane.....	DT	6-2	286	10-18-70	6	Tennessee	Fairbanks, AK
79	Dercher, Dan.....	T	6-5	293	6-2-76	R	Kansas	Kansas City, KS
79	Eason, Curtis.....	DT	6-2	292	4-16-76	1	E. Tennessee State	Jacksonville, FL
80	Rice, Jerry.....	WR	6-2	196	10-13-62	15	Miss. Valley State	Crawford, MS
81	Owens, Terrell.....	WR	6-3	217	12-7-73	4	Tenn-Chattanooga	Alexander City, AL
82	Bell, Shonn.....	TE	6-5	257	10-25-74	1	Clinch Valley College	Stuarts Draft, VA
83	Stokes, J.J.....	WR	6-4	217	10-6-72	5	UCLA	San Diego, CA
85	Clark, Greg.....	TE	6-4	251	4-7-72	3	Stanford	Bountiful, UT
86	Fann, Chad.....	TE	6-3	256	6-7-70	6	Florida A & M	Jacksonville, FL
88	Harris, Mark.....	WR	6-4	201	4-28-70	3	Stanford	Brigham City, UT
90	Bryant, Junior.....	DT	6-4	278	1-16-71	5	Notre Dame	Omaha, NE
91	Wilson, Geoff.....	T	6-6	292	2-10-76	R	Stanford	Slidell, LA
91	Rubio, Angel.....	DT	6-2	298	4-12-75	1	SE Missouri State	Modesto, CA
92	McGrew, Reggie.....	DT	6-1	301	12-16-76	R	Florida	Mayo, FL
93	Richie, David.....	DT	6-4	280	9-26-73	3	Washington	Orange, CA
93	Grieb, Mike.....	TE	6-3	248	2-25-76	R	UCLA	Torrance, CA
94	Haley, Charles.....	DE	6-4	256	1-6-64	14	James Madison	Naruna, VA
95	Washington, Marvin.....	DE	6-6	285	10-22-65	11	Idaho	Denver, CO
96	Posey, Jeff.....	DE	6-4	240	8-14-75	2	Southern Mississippi	Bassfield, MS
96	Kobdich, Josh.....	T	6-6	301	1-29-76	R	Fresno State	Bakersfield, CA
97	Young, Bryant.....	DT	6-3	291	1-27-72	6	Notre Dame	Chicago Heights, IL
98	Wilkins, Gabe.....	DE	6-5	305	9-1-71	6	Gardner-Webb	Cowpens, SC
99	Buckner, Brentson.....	DE	6-2	305	9-30-71	6	Clemson	Columbus, GA

**HEAD COACH:** Steve Mariucci (3rd Year), **OFFENSIVE COORDINATOR/QUARTERBACKS:** Marty Mornhinweg, **DEFENSIVE COORDINATOR:** Jim Mora, **ASSISTANTS:** Jerry Attaway (Physical Development Coordinator), Michael Barnes (Strength Development Coordinator), Tom Batta (Tight Ends), Chris Beake (Defensive Quality Control), Dwaine Board (Defensive Line), Greg Brown (Defensive Backs), Larry Kirksey (Receivers), Greg Knapp (Quarterbacks), Brett Maxie (Defensive Asst./Secondary), Bobb McKittrick (Offensive Line), Patrick Morris (Offensive Line), Tom Rathman (Running Backs), Richard Smith (Linebackers), George Stewart (Special Teams Coordinator), Andy Sugarman (Offensive Quality Control).

## FOUR STRAIGHT CENTURIES

Garrison Hearst set a team record by rushing for more than 100 yards in four consecutive games (Weeks 13-16) in 1998, Hearst broke the team record of three held by J.D. Smith and Billy Kilmer. Smith rushed for 145, 115 and 119 yards in 1962 (10-7 through 10-21). Kilmer posted three consecutive 100-yard games in 1961.



# SAN FRANCISCO 49ers ALPHABETICAL ROSTER

(As of July 15, 1999)

NO	NAME	POS	HT	WT	BIRTHDATE	EXP	COLLEGE	HOW ACQ'D
13	Anderson, Morris	WR	6-1	194	2-22-77	R	Baylor	FA in '99
19	Bastianelli, Mike	WR	6-0	195	5-18-76	R	USC	FA in '99
40	Beasley, Fred	FB	6-0	235	9-18-74	2	Auburn	D-6 in '98
82	Bell, Shonn	TE	6-5	257	10-25-74	1	Clinch Valley College	FA in '99
78	Bonham, Shane	DT	6-2	286	10-18-70	6	Tennessee	FA in '98
31	Bronson, Zack	S	6-1	191	1-28-74	3	McNeese State	FA in '97
65	Brown, Ray	G	6-5	318	12-12-62	14	Arkansas State	FA in '96
90	Bryant, Junior	DT	6-4	278	1-16-71	5	Notre Dame	FA in '93
99	Buckner, Brentson	DE	6-2	305	9-30-71	6	Clemson	FA in '98
85	Clark, Greg	TE	6-4	251	4-7-72	3	Stanford	D-3 in '97
71	Croff, Tim	DT	6-2	283	11-7-76	R	Carson Newman	FA in '99
67	Dalman, Chris	C	6-3	297	3-15-70	7	Stanford	D-6 in '93
63	Deese, Derrick	G/T	6-3	289	5-17-70	8	Southern California	FA in '92
79	Dercher, Dan	QB	6-5	293	6-2-76	R	Kansas	FA in '99
14	Drucknmiller, Jim	TB	6-4	231	9-19-72	3	Virginia Tech	D-1 in '97
79	Eason, Curtis	DT	6-2	292	4-16-76	1	E. Tennessee State	FA in '98
10	Edge, Shayne	P	5-11	175	8-21-71	3	Florida	FA in '99
86	Fann, Chad	TE	6-3	256	6-7-70	6	Florida A & M	FA in '97
74	Fiore, Dave	T	6-4	288	8-10-74	4	Hofstra	FA in '98
40	Freeman, Chris	LB	6-2	230	5-23-75	R	Clark	FA in '99
5	Garcia, Jeff	QB	6-1	195	2-24-70	1	San Jose State	FA in '99
6	Garcia, Mark	QB	6-3	220	5-7-76	R	Ohio State	FA in '99
32	Garner, Charlie	RB	5-9	187	2-13-72	6	Tennessee	FA in '99
59	Givens, Reggie	LB	6-0	234	10-3-71	2	Penn State	FA in '98
93	Grieb, Mike	TE	6-3	248	2-25-76	R	UCLA	FA in '99
18	Griffin, Damon	WR	5-9	186	6-14-76	R	Oregon	FA in '99
94	Haley, Charles	DE	6-4	256	1-6-64	14	James Madison	FA in '99
36	Hanks, Merton	S	6-2	181	3-12-68	9	Iowa	D-5 in '91
49	Hannah, Tito	LB	6-3	232	7-13-76	R	S. Carolina State	FA in '99
88	Harris, Mark	WR	6-4	201	4-28-70	3	Stanford	FA in '97
20	Hearst, Garrison	RB	5-11	219	1-4-71	7	Georgia	FA in '97
33	Herdon, Kelly	CB	5-10	180	11-3-76	R	Toledo	FA in '99
66	Hopson, Tyrone	T	6-2	305	5-28-76	R	Eastern Kentucky	D-5 in '99
22	Jackson, Terry	RB	6-0	218	1-10-76	R	Florida	D-5 in '99
27	Jervey, Travis	RB	6-0	222	5-5-72	5	The Citadel	FA in '99
35	Jones, Toya	S	6-1	199	10-28-76	R	Texas A & M	FA in '99
75	Keneley, Matt	DT	6-5	295	12-1-73	1	USC	FA in '99
28	Kimbrough, Jamie	RB	5-7	198	7-10-77	R	Fresno State	FA in '99
96	Kobdish, Josh	DT	6-6	301	1-29-76	R	Fresno State	FA in '99
58	Ledford, Dwayne	T	6-3	295	11-2-76	R	E. Carolina	FA in '99
15	Lerum, Karl	WR	6-2	200	7-23-74	1	Pacific Lutheran	FA in '98
60	Lynch, Ben	C	6-4	295	11-18-72	1	California	FA in '99
28	Malveaux, Kelly	CB	5-9	175	5-11-76	1	Arizona	FA in '98
64	Mason, Michael	DE	6-3	255	3-4-74	1	Kentucky State	FA in '99
46	McDonald, Tim	S	6-2	219	1-6-65	13	Southern California	FA in '93
17	McElroy, Jim	WR	5-10	155	9-15-76	1	UCLA	FA in '99
92	McGrew, Reggie	DT	6-1	301	12-16-76	R	Florida	D-1 in '99
21	McQuarters, R.W.	CB	5-9	198	12-21-76	2	Oklahoma State	D-1 in '98
53	Minor, Kory	LB	6-0	247	12-14-76	R	Notre Dame	D-7 in '99
62	Newberry, Jeremy	G/T	6-5	315	3-23-76	2	California	D-2 in '98
51	Norton Jr., Ken	LB	6-2	254	9-29-66	12	UCLA	FA in '94
68	O'Sullivan, Dennis	DT/LS	6-3	285	1-28-76	R	Tulane	FA in '99
52	Okeafor, Chike	DE	6-4	248	3-27-76	R	Purdue	D-3 in '99
69	Ostrowski, Phil	G	6-4	291	9-23-75	2	Penn State	D-5 in '98
81	Owens, Terrell	WR	6-3	217	12-7-73	4	Tenn-Chattanooga	D-3 in '96




NO	NAME	POS	HT	WT	BIRTHDATE	EXP	COLLEGE	HOW ACQ'D
26	Parker, Anthony	CB	6-1	200	12-4-75	R	Weber State	D-4 in '99
50	Peterson, Anthony	LB	6-1	232	1-23-72	7	Notre Dame	TR in '98
96	Posey, Jeff	DE	6-4	240	8-14-75	2	Southern Mississippi	FA in '98
23	Prioleau, Pierson	CB	5-10	191	8-6-77	R	Virginia Tech	D-4 in '99
80	Rice, Jerry	WR	6-2	196	10-13-62	15	Miss. Valley State	D-1 in '85
7	Richey, Wade	K	6-4	200	5-19-76	2	Louisiana State	FA in '98
93	Richie, David	DT	6-4	280	9-26-73	3	Washington	TR in '98
91	Rubio, Angel	DT	6-2	298	4-12-75	1	SE Missouri State	TR in '98
71	Ruhman, Chris	T	6-5	321	12-19-74	2	Texas A&M	D-3 in '98
2	Sailer, Chris	K	5-8	190	1-9-77	R	UCLA	FA in '99
30	Schulters, Lance	S	6-2	195	5-27-75	2	Hofstra	D-4 in '98
45	Scissum, Ed	FB	6-0	229	1-5-76	1	Alabama	FA in '98
44	Serwanga, Wasswa	CB	5-11	196	7-23-76	R	UCLA	FA in '99
57	Smith, Brian	LB	6-1	252	2-25-78	R	Alabama-Birm.	FA in '99
4	Stanley, Chad	P	6-3	205	1-29-76	R	Stephen F. Austin	FA in '99
11	Stenstrom, Steve	QB	6-2	206	12-23-71	5	Stanford	FA in '99
83	Stokes, J.J.	WR	6-4	217	10-6-72	5	UCLA	D-1 in '95
19	Streets, Tai	WR	6-1	193	4-20-77	R	Michigan	D-6 in '99
58	Strickland, Vernon	LB	6-4	252	4-9-73	1	Georgia Tech	FA in '98
76	Tenner, Jason	DT	6-5	275	8-17-77	R	Villanova	FA in '99
55	Tubbs, Winfred	LB	6-4	254	9-24-70	7	Texas	FA in '98
44	Vardell, Tommy	FB	6-2	230	2-20-69	8	Stanford	FA in '99
47	Walendy, Craig	FB	6-1	229	7-11-77	R	UCLA	FA in '99
38	Walker, Darnell	CB	5-8	167	1-17-70	7	Oklahoma	FA in '97
95	Washington, Marvin	DE	6-6	285	10-22-65	11	Idaho	FA in '99
48	Wesley, Joe	LB	6-1	229	11-10-76	R	LSU	FA in '99
98	Wilkins, Gabe	DE	6-5	305	9-1-71	6	Gardner-Webb	FA in '98
91	Wilson, Geoff	T	6-6	292	2-10-76	R	Stanford	FA in '99
54	Woodall, Lee	LB	6-1	224	10-31-69	6	West Chester	D-6B in '94
97	Young, Bryant	DT	6-3	291	1-27-72	6	Notre Dame	D-1 in '94
8	Young, Steve	QB	6-2	215	10-11-61	15	Brigham Young	TR in '87
61	Zelenka, Joe	TE/LS	6-3	280	3-9-76	R	Wake Forest	FA in '99

**HEAD COACH:** Steve Mariucci (3rd Year), **OFFENSIVE COORDINATOR/QUARTERBACKS:** Marty Mornhinweg, **DEFENSIVE COORDINATOR:** Jim Mora, **ASSISTANTS:** Jerry Attaway (Physical Development Coordinator), Michael Barnes (Strength Development Coordinator), Tom Batta (Tight Ends), Chris Beake (Defensive Quality Control), Dwaine Board (Defensive Line), Greg Brown (Defensive Backs), Larry Kirksey (Receivers), Greg Knapp (Quarterbacks), Brett Maxie (Defensive Asst./Secondary), Bobb McKittrick (Offensive Line), Patrick Morris (Offensive Line), Tom Rathman (Running Backs), Richard Smith (Linebackers), George Stewart (Special Teams Coordinator), Andy Sugarman (Offensive Quality Control).

## RECEIVING LINE

With 22 touchdown receptions since 1997, Terrell Owens is tied for third in the NFL. Only Antonio Freeman (26) and Cris Carter (25) have more touchdown receptions during that stretch. Owens is tied with Joey Galloway (22).




Jerry Rice recorded his NFL record 12th 1,000-yard season in 1998.

### ANOTHER MILESTONE

Jerry Rice had 82 receptions for 1,157 yards and nine touchdowns in 1998. It was his NFL-record 12th 1,000-yard season. Rice is the oldest player in NFL history to reach the 1,000-yard receiving mark.

#### OLDEST PLAYERS WITH 1,000 YARDS RECEIVING

	Player	Yards	Age	Year
1.	Jerry Rice	1,157	36	1998
2.	Drew Hill	1,109	35	1991
3.	James Lofton	1,072	35	1991
4.	Henry Ellard	1,014	35	1996
5.	Irving Fryar	1,316	35	1997



**1998 IN REVIEW**



# 1998 49ERS PRESEASON STATISTICS

**WON 2, LOST 3**

Date	W-L	Score	Opponent	Attendance
08/02	W	14-13	New England	46,374
08/08	L	27-21	at San Diego	55,723
08/15	W	24-21	at Seattle (Vancouver)	45,202
08/23	L	21-20	Miami	53,214
08/28	L	21-20	at Seattle	57,014

**49ers Opponents**

TOTAL FIRST DOWNS	49ers	Opponents
Rushing	81	102
Passing	13	26
Penalty	59	66
3rd Down: Made/Att.	30/71	37/75
3rd Down Pct.	42.3	49.3
4th Down: Made/Att.	2/4	2/2
4th Down Pct.	50.0	100.0

**POSSESSION AVG.**

TOTAL NET YARDS	1318	1499
Avg. Per Game	263.6	299.8
Total Plays	294	344
Avg. Per Play	4.5	4.4

**NET YARDS RUSHING**

Avg. Per Game	58.8	98.6
Total Rushes	105	157
NET YARDS PASSING	1024	1006

**NET YARDS PASSING**

Avg. Per Game	204.8	201.2
Sacked/Yards Lost	9/48	9/70
Gross Yards	1072	1076
Att./Completions	180/100	178/106
Completion Pct.	55.6	59.6
Had Intercepted	3	4

**PUNTS/AVERAGE**

**NET PUNTING AVG.**

**PENALTIES/YARDS**

**FUMBLES/BALL LOST**

**TOUCHDOWNS**

Rushing	13	11
Passing	0	6
Returns	10	4
	3	1

**SCORE BY PERIODS**

	Q1	Q2	Q3	Q4	OT	PTS
49ERS	28	35	23	13	0	99
OPPONENTS	10	34	28	31	0	103

**SCORING**

	TD-Ru	Pa-Rt	K-PAT	FG	S	PTS
Owens	4	0	4	0	0	24
Becksvoot	0	0	0	0	10/10	1/1
Richey LG	0	0	0	0	4/4	3/4
Richey TM	0	0	0	0	2/2	2/3
Harris	2	0	2	0	0	12
Smith	2	0	2	0	0	12
Hearst	1	0	1	0	0	6
McQuarters	1	0	0	1	0	6
Pope	1	0	0	1	0	6
Stokes	1	0	1	0	0	6
Walker	1	0	0	1	0	6
49ERS	13	0	10	3	12/12	3/4
OPPONENTS	11	6	4	1	9/9	8/9

**2-PT. CONVERSIONS:** 49ERS 0-1 (BECKSVOORT

0-1) OPPONENT: (2-2)

**SACKS:** Posey 2.0, Barker 1.0, Bryant 1.0, Peterson 1.0,

Schulters 1.0, T. Smith 1.0, Wilson 1.0, Young 1.0

**49ERS 9.0 OPPONENTS: 9.0**

**RUSHING**

	No.	Yds.	Avg.	Long	TD
Levy	40	107	2.7	33	0
Hearst	23	51	2.2	16	0

**PASSING**

	Att	Cmp	Yds	Cmp%	Yds/Att
Druckenmiller	76	44	378	57.9	4.97
Detmer	59	29	308	49.2	5.22
S. Young	45	27	386	60.0	8.58
49ERS	180	100	1072	55.6	5.96
OPPONENTS	178	106	1076	59.6	6.04

Rutherford	14	42	3.0	6	0
Pearson	6	25	4.2	9	0
S. Young	4	20	5.0	10	0
Olivo	4	13	3.3	16	0
Thompson	1	13	13.0	13	0
Detmer	5	9	1.8	4	0
Edwards	3	7	2.3	6	0
Beasley	2	3	1.5	3	0
Druckenmiller	2	2	1.0	3	0
Scissum	1	2	2.0	2	0

**49ERS 105 294 2.8 33 0**

**OPPONENTS 157 493 3.1 71 6**

**RECEIVING**

	No.	Yds.	Avg.	Long	TD
Owens	13	203	15.6	72	4
Uwaezuoke	13	126	9.7	23	0
Harris	11	186	16.9	40	2
McKenzie	10	128	12.8	23	0
Smith	10	92	9.2	20	2
Stokes	9	88	9.8	20	1
Hearst	8	64	8.0	21	1
Levy	7	49	7.0	21	0
Scissum	4	25	6.3	8	0
Fann	3	33	11.0	14	0
Scales	2	30	15.0	19	0
Pearson	2	12	6.0	9	0
Clark	2	8	4.0	4	0
Rutherford	1	16	16.0	16	0
Shearer	1	11	11.0	11	0
Thelwell	1	5	5.0	5	0
Beasley	1	3	3.0	3	0
Olivo	1	-2	-2.0	-2	0
Druckenmiller	1	-5	-5.0	-5	0

**49ERS 100 1072 10.7 72 10**

**OPPONENTS 106 1076 10.2 43 4**

**INTERCEPTIONS**

	No.	Yds.	Avg.	Long	TD
Pope	1	70	70.0	70	1
McQuarters	1	30	30.0	30	1
Doleman	1	25	25.0	25	0
Bronson	1	17	17.0	17	0
49ERS	4	142	35.5	70	2
OPPONENTS	3	5	1.7	7	0

**PUNTING**

	No.	Yds.	Avg.	Net	TB	In	Lg	B
Thompson	32	1215	38.0	34.1	0	10	50	0
49ERS	32	1215	38.0	34.1	0	10	50	0
OPPONENTS	27	1240	45.9	39.1	4	9	69	0

**PUNT RETURNS**

	Ret.	FC	Yds.	Avg.	Long	TD
McQuarters	7	3	84	12.0	28	0
Uwaezuoke	2	0	19	9.5	18	0
49ERS	9	3	103	11.4	28	0
OPPONENTS	12	6	125	10.4	62	1

**KICKOFF RETURNS**

	No.	Yds.	Avg.	Long	TD
Levy	8	179	22.4	34	0
McQuarters	6	135	22.5	49	0
Uwaezuoke	2	33	16.5	17	0
Fann	1	2	2.0	2	0
McKenzie	1	26	26.0	26	0
Pearson	1	24	24.0	24	0
Schulters	1	16	16.0	16	0
49ERS	20	415	20.8	49	0
OPPONENTS	19	365	19.2	41	0

**FIELD GOALS**

	1-19	20-29	30-39	40-49	50+
Richey	0/0	0/0	0/0	1/1	1/2
Becksvoot	0/0	0/0	1/1	0/0	0/0
49ERS	0/0	0/0	1/1	1/1	1/2
OPPONENTS	0/0	4/4	3/3	0/1	1/1

	Att	Cmp	Yds	Cmp%	Yds/Att	TD	TD%	Int	Int%	Long	Sack/Lost	Rating
Druckenmiller	76	44	378	57.9	4.97	1	1.3	3	3.9	23	2/6	59.0
Detmer	59	29	308	49.2	5.22	4	6.8	0	0.0	33	4/27	87.4
S. Young	45	27	386	60.0	8.58	5	11.1	0	0.0	72	3/15	124.9
49ERS	180	100	1072	55.6	5.96	10	5.6	3	1.7	72T	9/48	84.8
OPPONENTS	178	106	1076	59.6	6.04	4	2.2	4	2.2	43	9/70	75.0



## 1998 49ERS PRESEASON DEFENSIVE STATISTICS

### BASED ON PLAY-BY-PLAY

Name		Total	Tackles		Sacks	Int./Yds.	Passes	
			Solo	Assists			Def.	Def.
Lance Schulters	S	31	28	3	1.0/7.0	0/0		3
Zack Bronson	S	21	18	3	0/0	1/17		1
Tyrone Smith	CB	20	18	2	0/0	0/0		1
Bryant Young	DT	18	18	0	1.0/8.0	0/0		0
R.W. McQuarters	CB	18	15	3	0/0	1/30		3
Antonio Langham	CB	13	12	1	0/0	0/0		0
Randy Neal	LB	13	12	1	0/0	0/0		1
Jeff Posey	DE	12	11	1	2.0/15.0	0/0		1
Reggie Givens	LB	12	9	3	0/0	0/0		0
Jim Schwantz	LB	11	11	0	0/0	0/0		0
Darnell Walker	CB	10	10	0	0/0	0/0		2
Troy Wilson	DE	10	7	3	1.0/4.0	0/0		1
Chris Doleman	DE	9	8	1	0/0	1/25		1
Tim McDonald	S	9	6	3	0/0	0/0		3
Winfred Tubbs	LB	7	7	0	0/0	0/0		0
Vernon Strickland	LB	7	7	0	0/0	0/0		0
Junior Bryant	DT	7	6	1	1.0/21.0	0/0		0
Lee Woodall	LB	7	5	2	0/0	0/0		0
Anthony Peterson	LB	6	6	0	1.0/7.0	0/0		0
Merton Hanks	S	6	5	1	0/0	0/0		1
Roy Barker	DE	6	5	1	1.0/5.0	0/0		0
Brentson Buckner	DT	5	5	0	0/0	0/0		0
Marquez Pope	CB	5	4	1	0/0	1/70		1
Ken Norton Jr.	LB	5	4	1	0/0	0/0		0
James Williams	LB	5	4	1	0/0	0/0		0
Tony Blevins	S	5	3	2	0/0	0/0		0
Angel Rubio	DT	4	2	2	0/0	0/0		0
Albert Reese	DT	3	3	0	0/0	0/0		0
Kelly Malveaux	CB	3	3	0	0/0	0/0		0
Vincent Bradford	LB	3	3	0	0/0	0/0		1
Carlos Thornton	DT	2	2	0	0/0	0/0		0
Brandon Noble	DT	2	2	0	0/0	0/0		0
Mike Mason	DE	2	2	0	0/0	0/0		0
Curtis Eason	DT	2	2	0	0/0	0/0		0
David Richie	DE	2	2	0	0/0	0/0		0
Bill Duff	DT	2	1	1	0/0	0/0		0
Hurley Tarver	CB	1	1	0	0/0	0/0		0
<b>TOTALS</b>		<b>304</b>	<b>267</b>	<b>37</b>	<b>8.0/67.0</b>	<b>4/142</b>		<b>20</b>

**FORCED FUMBLES** (8): Bryant Young (2), Jeff Posey (1), Troy Wilson (1), Winfred Tubbs (1), Junior Bryant (1), Lee Woodall (1), Roy Barker (1)

**FUMBLE RECOVERIES** (5): Lee Woodall (2), R.W. McQuarters (1), Jim Schwantz (1), Darnell Walker (1)

### 1998 49ERS PRESEASON SPECIAL TEAMS STATISTICS

Name	Tackles			Name	Tackles		
	Total	Solo	Assists		Total	Solo	Assists
Curtis Buckley	6	6	0	Marc Edwards	2	1	1
Darnell Walker	5	5	0	Derek West	1	1	0
Jeff Posey	4	4	0	Hurley Tarver	1	1	0
Jim Schwantz	3	3	0	Randy Kirk	1	1	0
Tony Blevins	2	2	0	Mark Harris	1	1	0
Irv Smith	2	2	0	Tyrone Smith	1	1	0
John Becksvoort	2	2	0	Kevin McKenzie	1	0	1
James Williams	2	2	0	<b>TOTALS</b>	<b>34</b>	<b>32</b>	<b>2</b>



# 1998 49ERS REGULAR SEASON STATISTICS

REVIEW

**WON 12, LOST 4**

Date	W-L	Score	Opponent	Attendance
09/06	W	36-30 OT	N.Y. Jets	64,419
09/14	W	45-10	at Washington	76,798
09/20			BYE	
09/27	W	31-20	Atlanta	62,296
10/04	L	21-26	at Buffalo	76,615
10/11	W	31-0	at New Orleans	62,811
10/18	W	34-31	Indianapolis	68,486
10/25	W	28-10	at St. Louis	58,563
11/01	L	22-36	at Green Bay	59,794
11/08	W	25-23	Carolina	68,572
11/15	L	19-31	at Atlanta	69,828
11/22	W	31-20	New Orleans	68,429
11/30	W	31-7	N.Y. Giants	68,212
12/06	W	31-28 OT	at Carolina	63,332
12/14	W	35-13	Detroit	68,585
12/20	L	21-24	at New England	59,153
12/27	W	38-19	St. Louis	68,386

	49ers	Opponents
<b>TOTAL FIRST DOWNS</b>	381	297
Rushing	129	91
Passing	223	178
Penalty	29	28
3rd Down: Made/Att.	96/211	73/213
3rd Down Pct.	45.5	34.3
4th Down: Made/Att.	4/9	7/17
4th Down Pct.	44.4	41.2
<b>POSSESSION AVG.</b>	31:52	28:08
<b>TOTAL NET YARDS</b>	6800	5343
Avg. Per Game	425.0	333.9
Total Plays	1100	1012
Avg. Per Play	6.2	5.3
<b>NET YARDS RUSHING</b>	2544	1610
Avg. Per Game	159.0	100.6
Total Rushes	491	395
<b>NET YARDS PASSING</b>	4256	3733
Avg. Per Game	266.0	233.3
Sacked/Yards Lost	53/254	51/259
Gross Yards	4510	3992
Att./Completions	556/347	566/294
Completion Pct.	62.4	51.9
Had Intercepted	15	21
<b>PUNTS/AVERAGE</b>	69/41.1	83/42.1
<b>NET PUNTING AVG.</b>	69/34.1	83/35.3
<b>PENALTIES/YARDS</b>	133/1156	101/800
<b>FUMBLES/BALL LOST</b>	22/15	24/12
<b>TOUCHDOWNS</b>	61	39
Rushing	19	13
Passing	41	25
Returns	1	1
<b>SCORE BY PERIODS</b>	Q1 Q2 Q3 Q4 OT PTS	
<b>49ERS</b>	79 163 116 112 9	479
<b>OPPONENTS</b>	98 70 30 130 0	328
<b>SCORING</b>	TD-Ru-Pa-Rt K-PAT FG S PTS	
Richey	0 0 0 0 49/51 18/27 0	103
Owens	15 1 14 0 0	92
Rice	9 0 9 0 0	58
Hearst	9 7 2 0 0	56
Stokes	8 0 8 0 0	48
S. Young	6 6 0 0 0	36
Smith	5 0 5 0 0	30
Edwards	3 1 2 0 0	18
Kirby	3 3 0 0 0	18
Clark	1 0 1 0 0	8
Levy	1 1 0 0 0	6
McQuarters	1 0 0 1 0	6
<b>49ERS</b>	61 19 41 1 49/51 18/27 0	479
<b>OPPONENTS</b>	39 13 25 1 35/38 19/32 1	328

**2-PT. CONVERSIONS:** Rice (2), Clark, Hearst, Owens  
**49ERS 5-9, OPPONENTS 0-1**  
**SACKS:** Doleman (15.0), Barker (12.0), B. Young (9.5), Bryant (5.0), McDonald (4.0), Norton (2.0), Peterson (1.0), Tubbs (1.0), Buckner (0.5), Hanks (0.5), Posey (0.5)  
**49ERS 51.0, OPPONENTS 53.0**

RUSHING	No.	Yds.	Avg.	Long	TD
Hearst	310	1570	5.1	96t	7
S. Young	70	454	6.5	24	6
Kirby	48	258	5.4	31t	3
Levy	25	112	4.5	21t	1
Edwards	22	94	4.3	32	1
Owens	4	53	13.3	21t	1
Detmer	8	7	0.9	10	0
Roby	1	0	0.0	0	0
Druckemiller	3	-4	-1.3	-1	0
<b>49ERS</b>	<b>491</b>	<b>2544</b>	<b>5.2</b>	<b>96t</b>	<b>19</b>
<b>OPPONENTS</b>	<b>395</b>	<b>1610</b>	<b>4.1</b>	<b>65t</b>	<b>13</b>

RECEIVING	No.	Yds.	Avg.	Long	TD
Rice	82	1157	14.1	75t	9
Owens	67	1097	16.4	79t	14
Stokes	63	770	12.2	33t	8
Hearst	39	535	13.7	81t	2
Smith	25	266	10.6	25t	5
Edwards	22	218	9.9	47t	2
Kirby	16	134	8.4	25	0
Levy	15	64	4.3	13	0
Clark	12	124	10.3	23	1
Uwaezuoke	3	67	22.3	35	0
Harris	2	67	33.5	42	0
Beasley	1	11	11.0	11	0
<b>49ERS</b>	<b>347</b>	<b>4510</b>	<b>13.0</b>	<b>81t</b>	<b>41</b>
<b>OPPONENTS</b>	<b>294</b>	<b>3992</b>	<b>13.6</b>	<b>80t</b>	<b>25</b>

INTERCEPTIONS	No.	Yds.	Avg.	Long	TD
Walker	4	78	19.5	36	0
Hanks	4	37	9.3	37	0
Bronson	4	34	8.5	28	0
McDonald	4	22	5.5	18	0
Tubbs	1	7	7.0	7	0
Woodall	1	4	4.0	4	0
Langham	1	0	0.0	0	0
Pope	1	0	0.0	0	0
Barker	1	-4	-4.0	-4	0
<b>49ERS</b>	<b>21</b>	<b>178</b>	<b>8.5</b>	<b>37</b>	<b>0</b>
<b>OPPONENTS</b>	<b>15</b>	<b>304</b>	<b>20.3</b>	<b>43</b>	<b>0</b>

PUNTING	No.	Yds.	Avg.	Net	TB	In	Lg	B
Roby	60	2511	41.9	34.3	6	14	66	0
Howard	9	324	36.0	32.8	1	2	45	0
<b>49ERS</b>	<b>69</b>	<b>2835</b>	<b>41.1</b>	<b>34.1</b>	<b>7</b>	<b>16</b>	<b>66</b>	<b>0</b>
<b>OPPONENTS</b>	<b>83</b>	<b>3492</b>	<b>42.1</b>	<b>35.3</b>	<b>8</b>	<b>20</b>	<b>64</b>	<b>0</b>

PUNT RETURNS	Ret.	FC	Yds.	Avg.	Long	TD
McQuarters	47	10	406	8.6	72t	1
<b>49ERS</b>	<b>47</b>	<b>10</b>	<b>406</b>	<b>8.6</b>	<b>72t</b>	<b>1</b>
<b>OPPONENTS</b>	<b>36</b>	<b>15</b>	<b>341</b>	<b>9.5</b>	<b>53</b>	<b>0</b>

KICKOFF RETURNS	No.	Yds.	Avg.	Long	TD
Levy	22	383	17.4	30	0
Kirby	17	340	20.0	33	0
McQuarters	17	339	19.9	45	0
Smith	2	35	17.5	23	0
Richie	1	11	11.0	11	0
<b>49ERS</b>	<b>59</b>	<b>1108</b>	<b>18.8</b>	<b>45</b>	<b>0</b>
<b>OPPONENTS</b>	<b>67</b>	<b>1296</b>	<b>19.3</b>	<b>47</b>	<b>0</b>

FIELD GOALS	1-19	20-29	30-39	40-49	50+
Richey	0/0	9/10	3/4	6/13	0/0
<b>49ERS</b>	<b>0/0</b>	<b>9/10</b>	<b>3/4</b>	<b>6/13</b>	<b>0/0</b>
<b>OPPONENTS</b>	<b>1/1</b>	<b>4/4</b>	<b>7/10</b>	<b>6/11</b>	<b>1/6</b>



**RICHEY:** (47N, 22G) (22G) (31G, 43N) (48N) (42G, 45N, 37G, 43G) (27N, 43G, 24G) ( ) (20G, 47N) (46G) (24G, 28G) (45G) (41N, 43N, 39G) (23G) (31B) (20G, 29G, 44G)

**OPPONENTS:** (24G, 45N, 32G, 31G) (37G, 34N, 47N) ( ) (24G, 51N, 19G, 38G, 45G) ( ) (38G, 53N) (46G) (26G, 45G) (32B, 50G, 42G, 41G, 51N, 57N) (37G) (47G, 53N, 22G) (43N, 42B) (47N) ( ) (32N, 35G) ( )

PASSING	Att	Cmp	Yds	Cmp%	Yds/Att	TD	TD%	Int	Int%	Long	Sack/Lost	Rating
S. Young	517	322	4170	62.3	8.07	36	7.0	12	2.3	81t	48/234	101.1
Detmer	38	24	312	63.2	8.21	4	10.5	3	7.9	36t	5/20	91.1
Kirby	1	1	28	100.0	28.00	1	100.0	0	0.0	28t	0/0	158.3
<b>49ERS</b>	<b>556</b>	<b>347</b>	<b>4510</b>	<b>62.4</b>	<b>8.11</b>	<b>41</b>	<b>7.4</b>	<b>15</b>	<b>2.7</b>	<b>81t</b>	<b>53/254</b>	<b>101.2</b>
<b>OPPONENTS</b>	<b>566</b>	<b>294</b>	<b>3992</b>	<b>51.9</b>	<b>7.05</b>	<b>25</b>	<b>4.4</b>	<b>21</b>	<b>3.7</b>	<b>80t</b>	<b>51/259</b>	<b>74.0</b>

## 1998 49ERS DEFENSIVE STATISTICS

(REGULAR SEASON)  
BASED ON COACHES REVIEW OF GAME FILM

Name		Tackles			Sacks/Yds.	Int./Yds.	Passes Def.
		Total	Solo	Assists			
Ken Norton Jr.	LB	155	97	58	2.0/10.0	0/0	3
Tim McDonald	S	131	83	48	4.0/23.0	4/22	18
Winfred Tubbs	LB	112	66	46	1.0/3.0	1/7	3
Lee Woodall	LB	77	45	32	0/0	1/4	6
Merton Hanks	S	61	41	20	0.5/5.0	4/37	21
Darnell Walker	CB	60	49	11	0/0	4/78	32
R.W. McQuarters	CB	56	48	8	0/0	0/0	9
Bryant Young	DT	54	42	12	9.5/45.0	0/0	2
Chris Doleman	DE	47	35	12	15.0/81.5	0/0	2
Junior Bryant	DT	46	31	15	5.0/39.0	0/0	3
Roy Barker	DE	38	31	7	12.0/45.0	1/4	4
Antonio Langham	CB	33	29	4	0/0	1/0	8
Lance Schulters	S	25	14	11	0/0	0/0	0
Marquez Pope	CB	22	17	5	0/0	1/0	3
Zack Bronson	S	20	13	7	0/0	4/34	5
Brentson Buckner	DT	16	12	4	0.5/2.5	0/0	3
Gabe Wilkins	DE	11	10	1	0/0	0/0	1
Jeff Posey	DE	9	7	2	0.5/2.0	0/0	0
Shane Bonham	DT	8	8	0	0/0	0/0	0
Tyrone Legette	CB	6	4	2	0/0	0/0	0
Anthony Peterson	LB	6	3	3	1.0/9.0	0/0	2
David Richie	DT	1	1	0	0/0	0/0	0
Tony Blevins	S	1	0	1	0/0	0/0	0
<b>TOTALS</b>		<b>995</b>	<b>686</b>	<b>309</b>	<b>51.0/265.0</b>	<b>21/178</b>	<b>125</b>

**FORCED FUMBLES** (14): Chris Doleman (3), Roy Barker (3), Ken Norton Jr. (2), Winfred Tubbs (2), Bryant Young (2), Jeff Posey (1), Merton Hanks (1)

**FUMBLE RECOVERIES** (11): Tim McDonald (3), Ken Norton Jr. (2), Chris Doleman (2), Winfred Tubbs (1), Merton Hanks (1), Bryant Young (1), Brentson Buckner (1)

**BLOCKED KICKS** (4): Brentson Buckner (2), Junior Bryant (2)

### 1998 49ERS REGULAR SEASON SPECIAL TEAMS STATISTICS

Name		Tackles			Name		Tackles		
		Total	Solo	Assists			Total	Solo	Assists
Lance Schulters	S	17	14	3	Fred Beasley	FB	4	2	2
Jeff Posey	DE	17	9	8	Darnell Walker	CB	3	3	0
James Williams	LB	15	11	4	R.W. McQuarters	CB	3	3	0
Anthony Peterson	LB	14	9	5	Wade Richey	K	3	3	0
Reggie Givens	LB	13	11	2	I. Uwaezuoke	WR	2	2	0
Curtis Buckley	S	10	8	2	Tony Blevins	S	2	1	1
Marc Edwards	FB	8	8	0	Terry Kirby	RB	2	1	1
Zack Bronson	S	7	6	1	Antonio Langham	CB	1	1	0
Tyrone Legette	CB	7	5	2	Randy Neal	LB	1	1	0
Chuck Levy	RB	4	3	1	David Richie	DT	1	1	0
Chad Fann	TE	4	3	1	<b>TOTALS</b>		<b>138</b>	<b>105</b>	<b>33</b>

REVIEW



# 1998 49ERS POSTSEASON STATISTICS

**WON 1, LOST 1**

Date	W-L	Score	Opponent	Attendance
01/03	W	30-27	Green Bay	66,506
01/09	L	18-20	at Atlanta	70,262

**TOTAL FIRST DOWNS**

	49ers	Opponents
Rushing	12	17
Passing	21	20
Penalty	2	3
3rd Down: Made/Att.	12/27	10/23
3rd Down Pct.	44.4	43.5
4th Down: Made/Att.	1/1	2/3
4th Down Pct.	100.0	66.7

**POSSESSION AVG.**

	49ers	Opponents
TOTAL NET YARDS	690	692
Avg. Per Game	345.0	346.0
Total Plays	123	118
Avg. Per Play	5.6	5.9

**NET YARDS RUSHING**

	49ers	Opponents
Avg. Per Game	116.5	128.5
Total Rushes	51	61

**NET YARDS PASSING**

	49ers	Opponents
Avg. Per Game	228.5	217.5
Sacked/Yards Lost	3/14	3/26
Gross Yards	471	461
Att./Completions	69/41	54/33
Completion Pct.	59.4	61.1
Had Intercepted	5	3

**PUNTS/AVERAGE**

	49ers	Opponents
NET PUNTING AVG.	7/35.6	5/41.0

**PENALTIES/YARDS**

	49ers	Opponents
FUMBLES/BALL LOST	3/1	3/2

**TOUCHDOWNS**

	49ers	Opponents
Rushing	1	3
Passing	4	2
Returns	0	0

**SCORE BY PERIODS**

	Q1	Q2	Q3	Q4	OT	PTS
49ERS	7	13	10	18	0	48
OPPONENTS	10	21	3	13	0	47

**SCORING**

	TD	Ru	Pa	Rt	K-PAT	FG	S	PTS
Richey	0	0	0	0	4/4	4/4	0	16
Clark	2	0	2	0	0	0	14	
Owens	1	0	1	0	0	0	6	
Rice	1	0	1	0	0	0	6	
S. Young	1	1	0	0	0	0	6	
49ERS	5	1	4	0	4/4	4/4	0	48
OPPONENTS	5	3	2	0	5/5	4/5	0	47

PASSING	Att	Cmp	Yds	Cmp%	Yds/Att	TD	TD%	Int	Int%	Long	Sack/Lost	Rating
S. Young	69	41	471	59.4	6.83	4	5.8	5	7.2	38	3/14	69.2
49ERS	69	41	471	59.4	6.83	4	5.8	5	7.2	38	3/14	69.2
OPPONENTS	54	33	461	61.1	8.54	2	3.7	3	5.6	47	3/26	77.8

**2-PT. CONVERSIONS: 49ERS 1-1; CLARK**

**OPPONENTS 0-0**  
**SACKS: Doleman (2.0), Bonham (1.0)**  
**49ERS 3.0 OPPONENTS 3.0**

RUSHING	No.	Yds.	Avg.	Long	TD
Hearst	23	135	5.9	24	0
Kirby	14	54	3.9	12	0
S. Young	9	44	4.9	10	1
Edwards	4	6	1.5	4	0
Levy	1	-6	-6.0	-6	0
49ERS	51	233	4.6	24	1
OPPONENTS	61	257	4.2	34	3

RECEIVING	No.	Yds.	Avg.	Long	TD
Owens	11	146	13.3	34	1
Stokes	10	134	13.4	33	0
Rice	4	69	17.3	38	1
Clark	4	22	5.5	9	2
Kirby	4	21	5.3	9	0
Hearst	3	15	5.0	7	0
Edwards	3	6	2.0	3	0
Levy	2	58	29.0	34	0
49ERS	41	471	11.5	38	4
OPPONENTS	33	461	14.0	47	2

INTERCEPTIONS	No.	Yds.	Avg.	Long	TD
Woodall	1	17	17.0	17	0
Bryant	1	4	4.0	4	0
Walker	1	3	3.0	3	0
49ERS	3	24	8.0	17	0
OPPONENTS	5	91	18.2	77	0

PUNTING	No.	Yds.	Avg.	Net	TB	In	Lg	B
Roby	7	309	44.1	35.6	1	4	51	0
49ERS	7	309	44.1	35.6	1	4	51	0
OPPONENTS	5	224	44.8	41.0	0	3	54	0

PUNT RETURNS	Ret.	FC	Yds.	Avg.	Long	TD
McQuarters	3	1	19	6.3	19	0
49ERS	3	1	19	6.3	19	0
OPPONENTS	4	2	40	10.0	36	0

KICKOFF RETURNS	No.	Yds.	Avg.	Long	TD
McQuarters	9	185	20.6	25	0
49ERS	9	185	20.6	25	0
OPPONENTS	8	217	27.1	40	0

FIELD GOALS	1-19	20-29	30-39	40-49	50+
Richey	0/0	0/0	2/2	2/2	0/0
49ERS	0/0	0/0	2/2	2/2	0/0
OPPONENTS	0/0	2/2	2/2	0/0	0/1

RICHEY: (34G, 48G, 40G) (36G)  
 49ERS: (34 G, 48G, 40G), (36G)  
 OPPONENTS: (23G, 50N, 37G) (29G, 32G)

## BIG PLUS, LITTLE MINUS

In 24 NFL postseason wins the 49ers have a +38 takeaway-giveaway ratio. San Francisco has turned it over 37 times, while taking it away 75 times, including 53 interceptions. The 49ers average 1.5 turnovers and 3.1 takeaways per game in their postseason wins.



## 1998 49ERS POSTSEASON DEFENSIVE STATISTICS

Name		Total	Tackles		Sacks/Yds.	Int./Yds.	Passes	
			Solo	Assists			Def.	Def.
Lee Woodall	LB	13	9	4	0/0	1/17		2
Marquez Pope	CB	11	10	1	0/0	0/0		2
Ken Norton Jr.	LB	10	8	2	0/0	0/0		2
Winfred Tubbs	LB	10	7	3	0/0	0/0		0
Tim McDonald	S	9	8	1	0/0	0/0		2
Junior Bryant	DT	8	8	0	0/0	1/4		1
Merton Hanks	S	8	8	0	0/0	0/0		1
Chris Doleman	DE	8	8	0	2.0/18.0	0/0		0
Brentson Buckner	DT	7	5	2	0/0	0/0		0
Darnell Walker	CB	7	5	2	0/0	1/3		1
Gabe Wilkins	DE	6	4	2	0/0	0/0		0
Roy Barker	DE	4	4	0	0/0	0/0		0
Zack Bronson	S	4	4	0	0/0	0/0		1
Shane Bonham	DT	2	2	0	1.0/8.0	0/0		0
Anthony Peterson	LB	2	1	1	0/0	0/0		0
Charles Haley	DE	2	0	2	0/0	0/0		1
Antonio Langham	CB	1	0	1	0/0	0/0		0
<b>TOTALS</b>		<b>92</b>	<b>20</b>	<b>112</b>	<b>3.0/26.0</b>	<b>3/24</b>		<b>13</b>

**FORCED FUMBLES** (1): Merton Hanks (1)

**FUMBLE RECOVERIES** (2): Chris Doleman (1), Darnell Walker (1)

## 1998 49ERS POSTSEASON SPECIAL TEAMS STATISTICS

Name		Total	Tackles		Name		Total	Tackles	
			Solo	Assists				Solo	Assists
Reggie Givens	LB	2	0	2	Marc Edwards	FB	1	1	0
Chad Fann	TE	2	0	2	Chuck Levy	RB	1	1	0
Terry Kirby	RB	2	1	1	Reggie Roby	P	1	1	0
Jeff Posey	DE	1	1	0	James Williams	LB	1	0	1
Wade Richey	K	1	1	0	<b>TOTALS</b>		<b>12</b>	<b>6</b>	<b>6</b>

## 49ERS TOP 10 SCORING SEASONS

1.	505	1994
2.	479	1998
3.	475	1984
4.	473	1993
5.	459	1987
6.	457	1995
7.	442	1989
8.	432	1983
9.	431	1992
10.	411	1985



# 1998 49ERS REGULAR SEASON PLAYER PARTICIPATION CHART

REVIEW

PLAYER	Wk 1	Wk 2	Wk 3	Wk 4	Wk 5	Wk 6	Wk 7	Wk 8	Wk 9	Wk 10	Wk 11	Wk 12	Wk 13	Wk 14	Wk 15	Wk 16	Wk 17	GP/GS/DNPIA
	NJ	Wash	BYE	ATL	Buf	N.O.	INDY	St.L.	G.B.	CAR	Ad	N.O.	NYG	Car	DET	N.E.	St.L.	
	9-6	9-14	9-20	9-27	10-4	10-11	10-18	10-25	11-1	11-8	11-15	11-22	11-30	12-6	12-14	12-20	12-27	
Barker, Roy	DE	DE		DE	DE	DE	DE	DE	DE	DE	DE	DE	DE	DE	DE	DE	DE	16/1600
Barton, Harris	IR	IR		IR	IR	IR	IR	IR	IR	IR	IR	IR	IR	IR	IR	IR	IR	00/00
Beasley, Fred	P	P		P	P	P	P	P	P	P	P	P	P	P	P	P	P	16/000
Blevins, Tony	NR	NR		P	NR	P	IA	IA	NR	NR	NR	NR	NR	NR	NR	NR	NR	20/02
Bonham, Shane	IA	IA		IA	IA	IA	P	P	IA	IA	IA	P	P	P	P	P	IA	80/08
Bronson, Zack	P	P		P	P	IA	IA	P	P	P	P	P	FS	P	IA	IA	IA	11/105
Brown, Gary	IA	IA		NR	IA	NR	NR	NR	NR	NR	NR	NR	NR	NR	NR	NR	NR	00/03
Brown, Jamie	SUS	SUS		IA	T	T	T	T	T	P	P	IA	P	IA	IA	IA	IA	85/06
Brown, Ray	G	G		G	G	G	G	G	G	G	G	G	G	G	G	G	G	16/1600
Bryant, Junior	DT	DT		DT	DT	DT	DT	DT	DT	DT	DT	DT	DT	DT	DT	DT	DT	16/1600
Buckley, Curtis	P	IA		P	P	P	P	P	P	NR	NR	NR	NR	NR	NR	NR	NR	80/01
Buckner, B.	P	P		P	P	P	P	P	P	P	IA	IA	IA	IA	P	P	P	1300/3
Clark, Greg	IA	IA		P	IA	P	TE	P	TE	TE	TE	TE	TE	TE	TE	TE	TE	1390/3
Dalman, Chris	C	C		C	C	C	C	C	C	IA	C	C	C	C	C	C	C	15/150/1
Deese, Derrick	T	T		T	T	T	T	T	T	T	T	T	T	T	T	T	T	16/1600
Detmer, Ty	P	P		P	P	P	P	P	P	QB	P	P	P	P	P	P	P	16/100
Doleman, Chris	DE	DE		DE	DE	DE	DE	DE	DE	DE	DE	DE	DE	DE	DE	DE	DE	16/1600
Druckermiller, J.	EQ	P		EQ	EQ	P	EQ	EQ	DNP	EQ	EQ	EQ	EQ	EQ	EQ	EQ	EQ	20/1/13
Edwards, Marc	P	P		FB	P	FB	P	P	FB	FB	FB	FB	FB	P	FB	FB	FB	16/1000
Fann, Chad	P	P		P	P	P	P	IA	P	IA	IA	IA	P	P	P	P	P	1200/4
Fiore, Dave	T	T		T	IA	IA	IA	IA	IA	IA	IA	P	P	P	P	P	P	93/07
Givens, Reggie	P	P		P	P	P	P	P	P	P	P	P	P	P	P	P	P	16/000
Gogan, Kevin	G	G		G	G	G	G	G	G	G	G	G	G	G	G	G	G	16/1600
Gordon, Steve	P	P		(DNP)	DNP	DNP	P	P	C	P	P	P	P	P	P	P	P	13/130
Hanks, Merton	FS	FS		FS	FS	FS	FS	FS	FS	FS	FS	FS	FS	FS	FS	FS	FS	16/1600
Hanshaw, Tim	P	P		P	P	P	P	P	P	P	P	P	P	P	P	P	P	16/000
Harris, Mark	IA	P		IA	IA	IA	P	IA	P	P	P	P	P	P	P	P	P	1000/6
Hears, Garrison	RB	RB		RB	RB	RB	RB	RB	RB	RB	RB	RB	RB	RB	RB	RB	RB	16/1600
Howard, Eddie	P	P		NR	NR	NR	NR	NR	NR	NR	NR	NR	NR	NR	NR	NR	NR	2
Kirby, Terry	NR	NR		IA	DNP	IA	IA	IA	P	P	P	P	P	P	P	P	P	90/14
Kirk, Randy	P	P		P	P	P	P	P	P	P	P	P	P	P	P	P	P	16/000
Langham, A.	CB	CB		CB	CB	CB	CB	P	IA	IA	IA	IA	IA	IA	P	P	P	116/05
Legette, Tyrone	NR	NR		NR	NR	NR	NR	NR	NR	NR	P	P	P	P	P	P	P	70/00
Levy, Chuck	P	P		P	P	P	P	P	IA	P	P	P	P	P	IA	IA	IA	120/4
McDonald, Tim	SS	SS		SS	SS	SS	SS	SS	SS	SS	SS	SS	SS	SS	SS	SS	SS	16/1600
McQuarters, R.	P	P		P	P	P	P	P	P	P	CB	CB	CB	CB	CB	CB	CB	16/700
Neal, Randy	IA	P		NR	NR	NR	NR	NR	NR	NR	NR	NR	NR	NR	NR	NR	NR	100/1
Newberry, J.	PUP	PUP		PUP	PUP	PUP	PUP	PUP	PUP	DNP	IA	IA	IA	IA	IA	IA	IA	00/17
Norton Jr., Ken	LB	LB		LB	LB	LB	LB	LB	LB	LB	LB	LB	LB	LB	LB	LB	LB	16/1600
Ostrowski, Phil	IA	IA		IA	IA	IA	IA	IA	IA	IA	IA	IA	IA	IA	IA	IA	IA	00/16
Owens, Terrell	WR	WR		P	WR	P	WR	WR	P	P	WR	WR	WR	P	WR	WR	WR	16/1000
Peterson, A.	P	P		P	P	P	P	P	P	P	P	P	P	P	P	P	P	16/100
Pollack, Frank	PUP	PUP		PUP	PUP	PUP	PUP	PUP	PUP	PUP	PUP	PUP	PUP	PUP	PUP	PUP	PUP	00/00
Pope, Marquez	IA	IA		IA	IA	IA	P	CB	CB	CB	DNP	P	IA	IA	IA	IA	IA	63/19
Posey, Jeff	P	P		P	P	P	P	P	P	P	P	P	P	P	P	P	P	16/000
Rice, Jerry	WR	WR		WR	WR	WR	WR	WR	WR	WR	WR	WR	WR	WR	WR	WR	WR	16/1600
Richey, Wade	P	P		P	P	P	P	P	P	P	P	P	P	P	P	P	P	16
Richie, David	P	P		P	P	P	IA	IA	IA	NR	NR	NR	P	P	DNP	P	P	80/13
Roby, Reggie	NR	NR		P	P	P	P	P	P	P	P	P	P	P	P	P	P	14
Rubio, Angel	DNP	IA		NR	NR	NR	NR	NR	NR	NR	NR	NR	NR	NR	NR	NR	NR	00/11
Ruhman, Chris	P	P		P	DNP	P	P	P	IA	IA	IA	IA	IA	IA	IA	IA	IA	00/19
Schulters, Lance	P	P		IA	P	P	P	P	P	P	P	P	P	P	P	P	P	1500/1
Scrafford, Kirk	NR	NR		NR	NR	NR	NR	P	T	T	T	T	T	T	T	T	T	98/00
Smith, Iv	TE	TE		TE	TE	TE	TE	TE	TE	P	P	P	P	P	P	P	P	168/00
Stokes, JJ.	WR	WR		WR	WR	WR	P	WR	WR	WR	P	P	WR	WR	P	P	P	16/1000
Tubbs, Winfred	LB	LB		LB	LB	LB	LB	LB	LB	LB	LB	LB	P	LB	LB	LB	LB	16/1500
Uvazukoe, I.	P	P		P	P	P	IA	P	P	NR	NR	NR	NR	NR	NR	NR	NR	70/01
Walker, Darnell	CB	CB		CB	CB	CB	CB	CB	CB	CB	CB	CB	CB	CB	CB	CB	CB	16/1600
Williams, Gabe	PUP	PUP		PUP	PUP	PUP	PUP	PUP	PUP	P	P	P	P	DT	DT	DT	DT	84/00
Williams, James	P	P		P	P	P	P	P	IA	P	P	P	P	P	P	P	P	1500/1
Woodall, Lee	LB	LB		LB	LB	LB	LB	LB	LB	LB	LB	LB	IA	LB	LB	LB	LB	15/150/1
Young, Bryant	DT	DT		DT	DT	DT	DT	DT	DT	DT	DT	DT	DT	IR	IR	IR	IR	12/2000
Young, Steve	QB	QB		QB	QB	QB	QB	QB	QB	EQ	QB	QB	QB	QB	QB	QB	QB	15/150/1

Position = Starter, P = Played DNP = Did Not Play IA = Inactive IR = Injured Reserve EQ = Emergency Quarterback  
 PUP = Physically Unable to Perform NR = Not on Roster

HOME GAMES = CAP/BOLD — road games = lowercase/unbold



## 1998 49ERS POSTSEASON PARTICIPATION CHART

PLAYER	Gm.1	Gm.2	GP/GS/DNP/IA	PLAYER	Gm.1	Gm.2	GP/GS/DNP/IA
	G.B.	Atlanta			G.B.	Atlanta	
Barker, Roy	DE	DE	2/2/0/0	Langham, Antonio	P	P	2/0/0/0
Barton, Harris	IR	IR	0/0/0/0	Levy, Chuck	P	P	2/0/0/0
Beasley, Fred	P	P	2/0/0/0	McDonald, Tim	SS	SS	2/2/0/0
Bonham, Shane	IA	P	1/0/0/1	McQuarters, R.W.	P	P	2/0/0/0
Bronson, Zack	P	P	2/0/0/0	Newberry, Jeremy	IA	IA	00/0/2
Brown, Jamie	IA	IA	0/0/0/2	Norton Jr., Ken	LB	LB	2/2/0/0
Brown, Ray	G	G	2/2/0/0	Ostrowski, Phil	IA	IA	00/0/2
Bryant, Junior	DT	DT	2/2/0/0	Owens, Terrell	WR	WR	2/2/0/0
Buckner, Brentson	P	P	2/0/0/0	Peterson, Anthony	LB	P	2/1/0/0
Clark, Greg	TE	TE	2/2/0/0	Pollack, Frank	PUP	PUP	0/0/0/0
Dalman, Chris	C	C	2/2/0/0	Pope, Marquez	CB	CB	2/2/0/0
Deese, Derrick	T	T	2/2/0/0	Posey, Jeff	P	P	2/0/0/0
Detmer, Ty	P	P	2/0/0/0	Rice, Jerry	WR	WR	2/2/0/0
Doleman, Chris	DE	DE	2/2/0/0	Richey, Wade	P	P	2
Druckenmiller, Jim	EQ	EQ	0/0/0/2	Richie, David	P	IA	1/0/0/1
Edwards, Marc	FB	FB	2/2/0/0	Roby, Reggie	P	P	2
Fann, Chad	P	IA	1/0/0/1	Ruhman, Chris	IA	IA	0/0/0/2
Fiore, Dave	P	P	2/0/0/0	Schulters, Lance	P	P	2/0/0/0
Givens, Reggie	P	P	2/0/0/0	Scrafford, Kirk	T	T	2/2/0/0
Gogan, Kevin	G	G	2/2/0/0	Smith, Irv	IA	P	1/0/0/1
Gordon, Steve	P	P	2/0/0/0	Stokes, J.J.	P	P	2/0/0/0
Haley, Charles	P	P	2/0/0/0	Tubbs, Winfred	DNP	LB	1/1/1/0
Hanks, Merton	FS	FS	2/2/0/0	Walker, Darnell	CB	CB	2/2/0/0
Hanshaw, Tim	P	P	2/0/0/0	Wilkins, Gabe	DT	DT	2/2/0/0
Harris, Mark	IA	IA	0/0/0/2	Williams, James	P	P	2/0/0/0
Hearst, Garrison	RB	RB	2/2/0/0	Woodall, Lee	LB	LB	2/2/0/0
Kirby, Terry	P	P	2/0/0/0	Young, Bryant	IR	IR	0/0/0/0
Kirk, Randy	P	P	2/0/0/0	Young, Steve	QB	QB	2/2/0/0

Position=Starter, P = Played DNP = Did Not Play IA = Inactive IR = Injured Reserve EQ = Emergency  
 Quarterback PUP = Physically Unable to Perform NR = Not on Roster

HOME GAME = CAP/BOLD — road game = lowercase/unbold

### STOP SIGN

Ken Norton Jr. led the 49ers defense with 155 stops. Norton has led the 49ers in tackles in each of his five seasons (1994-98) with San Francisco and has led his team in tackles for six consecutive seasons.

### PITCHING A SHUTOUT

San Francisco has never been shutout in postseason play. However, they have turned the trick twice: 23-0 vs. Chicago in the 1984 NFC Championship Game and 14-0 in the 1996 NFC Wild Card Game vs. Philadelphia.



# 1998 GAME-BY-GAME TEAM STATISTICS

## OFFENSE

Game		First Downs				Rushing		Passing		Pen.	Fum.	Punts	TD's			
		Tot.	Rn	Ps	Pn	Att.	Yds	Gross	Net					SK/Yds	Att/Cmp/Int	No/Yds
N.Y. Jets	9/6	26	7	17	2	24	207	363	109	2/13	46/26/1	5/56	1/0	5/37.0	2/3/0	
@ Washington	9/14	28	10	17	1	34	210	303	294	2/9	32/21/0	9/114	0/0	4/34.8	3/3/0	
Bye																
Atlanta	9/27	23	7	14	2	31	161	387	377	3/10	39-29-1	5/40	2/1	5-46	1/3/0	
@ Buffalo	10/4	23	4	14	5	18	65	329	312	5/17	38/23/1	22/178	3/3	5-44.6	0/3/0	
@ New Orleans	10/11	30	6	16	8	38	140	309	309	0/0	41/22/0	14/115	0/0	3-32.3	0/3/0	
Indianapolis	10/18	36	9	22	5	25	127	331	321	5/10	51/33/0	6/55	2/2	3-47.0	2/2/0	
@ St. Louis	10/25	16	6	10	0	30	93	227	210	2/17	24/13/2	9/59	1/0	7-40.9	1/3/0	
@ Green Bay	11/1	19	6	12	1	28	134	186	132	9/54	39/24/1	3/47	3/1	5-43.4	2/1/0	
Carolina	11/8	22	7	14	1	25	105	312	292	5/20	36/22/0	5/39	4/3	3/50.7	0/3/0	
@ Atlanta	11/15	18	3	14	1	20	76	342	297	4/35	40/21/1	6-30	1/1	5/42.2	0/2/0	
New Orleans	11/22	23	7	16	0	34	154	290	289	3/1	31/22/1	11/125	2/2	3-43.7	0/4/0	
N.Y. Giants	11/30	23	12	10	1	34	237	253	229	3/24	33/19/0	7/65	0/0	5/35.8	2/2/0	
@ Carolina	12/6	22	9	13	0	35	236	213	210	1/3	31/19/1	7/50	1/1	5-46.6	1/3/0	
Detroit	12/14	29	21	6	2	46	328	82	81	1/1	18/12/1	9/79	1/0	2/36.0	4/1/0	
@ New England	12/20	21	8	13	0	34	151	267	234	5/33	24/19/2	9/64	1/1	4-37.0	0/3/0	
St. Louis	12/27	22	7	15	0	35	120	288	277	3/11	32/22/0	6/40	0/0	5-38.2	1/2/1	
<b>Postseason</b>																
Green Bay	1/3	20	10	9	1	31	178	182	169	2/13	32/18/2	6/50	3/2	3/40.0	1/2/0	
@ Atlanta	1/9	15	2	12	1	20	46	289	288	1/1	37/23/3	8/47	2/0	4/47.3	1/1/0	

## DEFENSE

Game		First Downs				Rushing		Passing		Pen.	Fum.	Punts	TD's			
		Tot.	Rn	Ps	Pn	Att.	Yds	Gross	Net					SK/Yds	Att/Cmp/Int	No/Yds
N.Y. Jets	9/6	26	5	18	3	24	59	415	406	1/9	58/30/1	6/33	0/0	6/39.7	0/3/0	
@ Washington	9/14	17	4	9	4	27	140	201	182	4/19	25/14/1	7/70	3/2	4/49.5	0/1/0	
Bye																
Atlanta	9/27	19	8	11	0	20	147	254	222	7/32	38/16/3	7/53	2/1	7/40	1/2/0	
@ Buffalo	10/4	21	5	9	7	38	115	254	237	3/17	27/19/0	12/106	1/0	5/39.4	1/1/0	
@ New Orleans	10/11	10	1	9	0	13	32	174	135	7/39	30/15/1	13/125	0/0	8/48.8	0/0/0	
Indianapolis	10/18	15	3	12	0	20	105	231	231	1/0	30/18/0	10/83	0/0	5/45.8	1/3/0	
@ St. Louis	10/25	15	6	8	1	24	79	121	89	8/32	35/15/3	4/28	2/1	8/43.1	1/0/0	
@ Green Bay	11/1	15	6	8	1	25	98	279	275	2/4	28/15/3	6/45	0/0	5/41	1/3/0	
Carolina	11/8	16	3	13	0	24	50	265	237	4/28	41/25/0	5/35	6/2	3/38.7	1/1/0	
@ Atlanta	11/15	19	11	7	1	36	114	198	184	3/14	21/12/0	5/30	1/1	5/42.4	2/1/0	
New Orleans	11/22	23	6	14	3	17	90	328	311	4/17	44/22/2	4/22	4/2	2/33.5	2/0/0	
N.Y. Giants	11/30	18	9	9	0	25	120	237	224	2/13	33/19/0	7/65	1/1	5/42.8	1/0/0	
@ Carolina	12/6	22	8	13	1	34	203	235	226	2/9	33/18/1	3/20	3/2	5/42.2	1/3/0	
Detroit	12/14	25	3	17	5	19	69	316	311	1/5	44/21/2	4/38	0/0	4/34	0/2/0	
@ New England	12/20	20	9	9	2	31	132	205	200	1/5	24/19/2	9/64	0/0	5/39.6	1/2/0	
St. Louis	12/27	17	4	12	1	18	57	279	264	1/15	41/19/1	3/15	1/0	6/42.7	0/3/0	
<b>Postseason</b>																
Green Bay	1/3	24	10	12	2	28	121	292	282	1/10	35/20/2	4/42	3/2	2/50.5	1/2/0	
@ Atlanta	1/9	16	7	8	1	33	136	153	137	2/16	19/13/1	8/47	0/0	3/41	2/0/0	

## TOUCHDOWN MAKER

With 162 receptions and 26 touchdown catches entering 1999, Terrell Owens' career touchdown average is one every 6.2 receptions. He averaged one touchdown every 4.8 receptions last season.



# 1998 REGULAR SEASON OFFENSIVE HIGHS & LOWS

## 49ERS

REVIEW

	High		Low	
Points Scored .....	45 at Washington	(9/14)	19 at Atlanta	(11/15)
Total Touchdowns .....	6 at Washington	(9/14)	2 at Atlanta	(11/15)
First Downs .....	36 vs. Indianapolis	(10/18)	16 at St. Louis	(10/25)
Total Yards .....	557 vs. N.Y. Jets	(9/6)	266 at Green Bay	(11/1)
Total Plays .....	81 vs. Indianapolis	(10/18)	57 at St. Louis	(10/25)
Rushing Yards .....	328 vs. Detroit	(12/14)	65 at Buffalo	(10/4)
Rushing Attempts .....	46 vs. Detroit	(12/14)	18 at Buffalo	(10/4)
Rushing Average .....	8.6 vs. N.Y. Jets	(9/6)	3.1 at St. Louis	(10/25)
Rushing Touchdowns .....	4 vs. Detroit	(12/14)	0 at New England	(12/20)
Rushing Long .....	96t vs. N.Y. Jets	(9/6)	-1 vs. Detroit	(12/14)
Passing Attempts .....	51 vs. Indianapolis	(10/18)	18 vs. Detroit	(12/14)
Passing Completions .....	33 vs. Indianapolis	(10/18)	12 vs. Detroit	(12/14)
Passing Yards .....	387 vs. Atlanta	(9/27)	82 vs. Detroit	(12/14)
Passing Touchdowns .....	4 vs. New Orleans	(11/22)	1 vs. Detroit	(12/14)
Passing Long .....	81 vs. New Orleans	(11/22)	18 vs. Detroit	(12/14)
Quarterback Sacked .....	9 at Green Bay	(11/1)	1 vs. Detroit	(12/14)
Had Intercepted .....	3 vs. Carolina	(11/8)	0 vs. St. Louis	(12/27)
Punt Returns .....	6 at New Orleans	(10/11)	1 vs. Carolina	(11/8)
Punt Return Yards .....	100 vs. St. Louis	(12/27)	-7 at St. Louis	(10/25)
Kickoff Returns .....	7 at Green Bay	(11/1)	2 vs. Detroit	(12/14)
Kickoff Return Yards .....	148 at Green Bay	(11/1)	21 at New Orleans	(10/11)
Penalties .....	22 at Buffalo	(10/4)	3 at Green Bay	(11/1)
Penalty Yards .....	178 at Buffalo	(10/4)	30 at Atlanta	(11/15)
Time of Possession .....	36:28 at New Orleans	(10/11)	25:30 at Atlanta	(11/15)

### CONSISTENT THREAT

San Francisco is one of three teams to have scored 300-or-more points in each of the last eight seasons. The 49ers are joined on that list by Atlanta and Miami.

### 49ERS TOP YAC (YARDS AFTER CATCH) PLAYS OF 1998

- |                    |                             |
|--------------------|-----------------------------|
| 1. Terrell Owens   | 79t vs. N.Y. Giants (11-30) |
| 2. Garrison Hearst | 69 vs. Atlanta (9-27)       |
| 3. Jerry Rice      | 65t at New England (12-20)  |
| 4. Garrison Hearst | 41t at New Orleans (10-11)  |
| Jerry Rice         | 41t vs. Atlanta (9-27)      |



## 1998 REGULAR SEASON OFFENSIVE HIGHS & LOWS

### OPPONENTS

	High		Low	
Points Scored .....	36 at Green Bay	(11/1)	0 at New Orleans	(10/11)
Total Touchdowns .....	4 at Carolina	(12/6)	0 at New Orleans	(10/11)
First Downs .....	26 vs. N.Y. Jets	(9/6)	10 at New Orleans	(10/11)
Total Yards .....	465 vs. N.Y. Jets	(9/6)	167 at New Orleans	(10/11)
Total Plays .....	83 vs. N.Y. Jets	(9/6)	50 at New Orleans	(10/11)
Rushing Yards .....	203 at Carolina	(12/6)	32 at New Orleans	(10/11)
Rushing Attempts .....	36 at Atlanta	(11/15)	13 at New Orleans	(10/11)
Rushing Average .....	7.4 vs. Atlanta	(9/27)	2.1 vs. Carolina	(11/8)
Rushing Touchdowns .....	2 vs. New Orleans	(11/22)	0 vs. St. Louis	(12/27)
Rushing Long .....	65 vs. Indianapolis	(10/18)	-2 at New Orleans	(10/11)
Passing Attempts .....	58 vs. N.Y. Jets	(9/6)	21 at Atlanta	(11/15)
Passing Completions .....	30 vs. N.Y. Jets	(9/6)	12 at Atlanta	(11/15)
Passing Yards .....	406 vs. N.Y. Jets	(9/6)	89 at St. Louis	(10/25)
Passing Touchdowns .....	3 vs. St. Louis	(12/27)	0 vs. N.Y. Giants	(11/30)
Passing Long .....	80 at Green Bay	(11/1)	18 at New Orleans	(10/11)
Quarterback Sacked .....	8 at St. Louis	(10/25)	1 vs. St. Louis	(12/27)
Had Intercepted .....	4 vs. New Orleans	(11/22)	0 at Atlanta	(11/15)
Punt Returns .....	5 at Buffalo	(10/4)	0 at Atlanta	(11/15)
Punt Return Yards .....	59 vs. Indianapolis	(10/18)	0 at Atlanta	(11/15)
			0 vs. St. Louis	(12/27)
Kickoff Returns .....	7 vs. St. Louis	(12/27)	0 at Atlanta	(11/15)
Kickoff Return Yards .....	148 at Green Bay	(11/1)	0 at Atlanta	(11/15)
Penalties .....	13 at New Orleans	(10/11)	3 vs. St. Louis	(12/27)
Penalty Yards .....	125 at New Orleans	(10/11)	15 vs. St. Louis	(12/27)
Time of Possession .....	34:46 vs. N.Y. Jets	(9/6)	23:32 at New Orleans	(10/11)

### TRIPLE DIGITS

The 49ers have recorded 132 100-yard rushing performances and are 97-34-1 in those games.

### WORKING OVERTIME

The 49ers are 7-7-1 in overtime games and have won three straight, including two in 1998.



## 1998 TAKEAWAYS / GIVEAWAYS

(Regular Season)

	Takeaways			Giveaways			Net Diff.
	Int.	Fum.	Total	Int.	Fum.	Total	
New York Jets 9/6/98	1	0	1	1	0	1	0
	Results: None			Results: 1 FG			
at Washington 9/14/98	2	1	3	0	0	0	+3
	Results: 2 TDs, 1 FG			Results: None			
Bye 9/20/98							
Atlanta 9/27/98	3	1	4	1	1	2	+2
	Results: 1 TD			Results: None			
at Buffalo 10/4/98	0	0	0	1	3	4	-4
	Results: None			Results: 2 TDs, 1 FG			
New Orleans 10/11/98	1	0	1	0	0	0	+1
	Results: 1 TD			Results: None			
at Indianapolis 10/18/98	0	0	0	0	2	2	-2
	Results: None			Results: 1 FG			
at St. Louis 10/25/98	2	1	3	2	0	2	+1
	Results: 3 TDs			Results: None			
at Green Bay 11/1/98	3	0	3	1	1	2	+1
	Results: 1 TD, 1 FG			Results: 2 TDs			
Carolina 11/8/98	0	2	2	3	3	6	-4
	Results: 1 TD			Results: 2 TDs, 1 FG			
at Atlanta 11/15/98	0	1	1	1	1	2	-1
	Results: None			Results: 2 TDs **			
New Orleans 11/22/98	2	2	4	1	2	3	+1
	Results: 2 TDs			Results: None			
N.Y. Giants 11/30/98	1	1	2	0	0	0	+2
	Results: None			Results: None			
at Carolina 12/6/98	1	2	3	1	1	2	+1
	Results: 1 FG			Results: None			
Detroit 12/14/98	2	0	2	1	0	1	+1
	Results: 1 TD			Results: 1 TD			
at New England 12/20/98	2	0	2	2	1	3	-1
	Results: 1 TD			Results: 1 TD			
St. Louis 12/27/98	1	0	1	0	0	0	+1
	Results: None			Results: None			
	TOTAL: Takeaways			TOTAL: Giveaways			Total
	Int.	Fum.	Total	Int.	Fum.	Total	Net Diff:
	21	11	32	15	15	30	+2
	RESULTS: 13TDs, 3FGs			RESULTS: 10 TDs, 4FGs			

\*\* = Touchdown scored on fumble return



## 1998 INSIDE THE 20

(Regular Season)

### San Francisco in Bold

	New York Jets	<b>4/4: (3TDs, 1FG)</b>
	9/6/98	5/5 : (2TDs, 3FGs)
at	Washington	<b>5/5 : (4TDs, 1FG)</b>
	9/14/98	2/1 : (1TD, 1MFG)
	Bye	
	9/20/98	
	Atlanta	<b>4/3: (2TDs, 1FG, 1INT)</b>
	9/27/98	1/1: (1TD)
at	Buffalo	<b>1/1: (1 TD)</b>
	10/4/98	4/4: (2TDs, 2FGs)
at	New Orleans	<b>4/3 : (2TDs, 1FG, 1 lost ball on downs)</b>
	10/11/98	1/0: (Lost ball on downs)
	Indianapolis	<b>5/4 : (3TDs, 1FG, 1MFG)</b>
	10/18/98	2/2 : (2TDs)
at	St. Louis	<b>2/2 : (2TDs)</b>
	10/25/98	2/1 : (1TD, 1INT)
at	Green Bay	<b>3/3 : (2TDs, 1FG)</b>
	11/1/98	4/2 : (1TD, 1FG, 1INT, 1 ran out clock)
	Carolina	<b>1/1 : (1TD)</b>
	11/8/98	3/1: (1TD, 1BFG, 1FUM)
at	Atlanta	<b>2/2: (2FGs)</b>
	11/15/98	2/2: (2TDs)
	New Orleans	<b>5/3: (3TDs, 1FUM, 1 ran out clock)</b>
	11/22/98	4/3: (2TDs, 1FG, 1 loss ball on downs)
	N.Y. Giants	<b>3/2: (2TDs, 1MFG)</b>
	11/30/98	3/1: (1TD, 1MFG, 1 loss ball on downs)
at	Carolina	<b>2/2: (1TD, 1FG)</b>
	12/6/98	4/2: (2TDs, 1INT, 1FUM)
	Detroit	<b>4/4 : (4TDs)</b>
	12/14/98	3/1: (1TD, 1INT, 1 loss ball on downs)
at	New England	<b>2/1 : (1TD, 1BFG)</b>
	12/20/98	4/3: (2TDs, 1FG, 1MFG)
	St. Louis	<b>4/4 : (2TDs, 2FGs)</b>
	12/27/98	2/2: (2TDs)
	<b>Season Totals:</b>	
	<b>49ers: 44/51: (33TDs, 11FGs, 2MFGs, 1BFG, 1FUM, 1 ran out clock, 1 loss ball on downs)</b>	
	<b>Opp: 31/46: (23TDs, 8FGs, 3MFGs, 4INTs, 1FUM, 4 loss ball on downs, 1 ran out clock)</b>	



# 1998 49ERS INDIVIDUAL SUPERLATIVES

(Regular Season)

## RUSHING

### Attempts

- 27 G. Hearst at New England (12/20)
- 25 G. Hearst vs. New Orleans (11/22)
- 24 G. Hearst vs. Detroit (12/14)

### Yards

- 198 G. Hearst vs. Detroit (12/14) **CB**
- 187 G. Hearst vs. N.Y. Jets (9/6)
- 166 G. Hearst vs. N.Y. Giants (11/30)

### Average (3 Att. Minimum)

- 13.7 M. Edwards vs. Atlanta (9/27)
- 12.4 S. Young vs. N.Y. Giants (11/30)
- 9.4 G. Hearst vs. N.Y. Jets (9/6)

### Long

- 96t G. Hearst vs. N.Y. Jets (9/6) **CB**
- 71t G. Hearst vs. Carolina (12/6)
- 70t G. Hearst vs. N.Y. Giants (11/30)

### Touchdowns

- 2 G. Hearst vs. N.Y. Jets (9/6)
- T. Kirby vs. Detroit (12/14)
- S. Young vs. Indianapolis (10/18)

## PASSING

### Attempts

- 51 S. Young vs. Indianapolis (10/18) **CB**
- 46 S. Young vs. N.Y. Jets (9/6)
- 40 S. Young at Atlanta (11/15)

### Completions

- 33 S. Young vs. Indianapolis (10/18)
- 28 S. Young vs. Atlanta (9/27)
- 26 S. Young vs. N.Y. Jets (9/6)

### Percentage

- 78.3 S. Young at New England (12/20)
- 71.8 S. Young vs. Atlanta (9/27)
- 71.0 S. Young vs. New Orleans (11/22)

### Yards

- 387 S. Young vs. Atlanta (9/27)
- 363 S. Young vs. N.Y. Jets (9/6)
- 342 S. Young at Atlanta (11/15)

### Long

- 81t S. Young to G. Hearst at New Orleans (11/22)
- 79t S. Young to T. Owens vs. N.Y. Giants (11/30)
- 75t S. Young to J. Rice at New England (12/20)

### Touchdowns

- 4 S. Young vs. New Orleans (11/22)
- 3 S. Young vs. Several

## RECEIVING

### Receptions

- 10 J. Rice at Atlanta (11/15)
- 9 J.J. Stokes vs. Indianapolis (10/18) **CB**
- 8 J. Rice vs. Atlanta (9/27)
- 6 T. Owens at Kansas City (11/30)

### Yards

- 169 J. Rice at Atlanta (11/15)
- 162 J. Rice vs. Atlanta (9/27)
- 140 T. Owens vs. N.Y. Giants (11/30) **CB**

### Average

- 33.0 G. Hearst at New Orleans (10/11) (2 Rec.)
- 29.0 T. Owens at Atlanta (11/15) (3 Rec.)
- 28.0 T. Owens vs. N.Y. Giants (11/30) (5 Rec.)

CB=Career Best

### Long

- 81t G. Hearst vs. New Orleans (11/22) **CB**
- 79t T. Owens vs. N.Y. Giants (11/30) **CB**
- 75t J. Rice at New England (12/20)

### Touchdowns

- 2 T. Owens vs. Carolina (11/8)
- 2 T. Owens vs. New Orleans (11/22)
- 2 J. Rice vs. Atlanta (9/27)
- 2 J.J. Stokes vs. N.Y. Jets (9/6)
- 2 J.J. Stokes at Carolina (12/6)

## RETURNS

### Punt Return Attempts

- 6 R. W. McQuarters at New Orleans (10/11) **CB**
- 5 R. W. McQuarters vs. St. Louis (12/27)
- 4 R. W. McQuarters vs. N.Y. Giants (11/30)

### Punt Return Yards

- 100 R. W. McQuarters vs. St. Louis (12/27) **CB**
- 60 R. W. McQuarters at New Orleans (10/11)
- 48 R. W. McQuarters vs. N.Y. Giants (11/30)

### Punt Return Average

- 20.0 R. W. McQuarters vs. St. Louis (12/27)
- 15.3 R. W. McQuarters vs. Atlanta (9/27)
- 13.0 R. W. McQuarters at Washington (9/14)

### Long Punt Return

- 72t R. W. McQuarters vs. St. Louis (12/27) **CB**
- 37 R. W. McQuarters vs. Atlanta (9/27)
- 26 R. W. McQuarters vs. N.Y. Giants (11/30)

### Kick Return Attempts

- 6 R. W. McQuarters vs. Carolina (11/8) **CB**
- 5 R. W. McQuarters at Green Bay (11/1)
- 5 T. Kirby at New England (12/20)
- 4 T. Kirby at Carolina (12/6)

### Kick Return Yards

- 112 R. W. McQuarters at Green Bay (11/1) **CB**
- 105 R. W. McQuarters vs. Carolina (11/8)
- 104 T. Kirby at Carolina (12/6)

### Kick Return Average (4 Att. Minimum)

- 26.0 T. Kirby at Carolina (12/6)
- 22.8 C. Levy vs. N.Y. Jets (9/6)
- 22.4 R. W. McQuarters at Green Bay (11/1)

### Long Kick Return

- 45 R. W. McQuarters at Green Bay (11/1)
- 33 T. Kirby at Carolina (12/6)
- 30 T. Kirby at New Orleans (11/22)

### Interceptions

- 2 D. Walker at St. Louis (10/25) **CB**
- 2 Z. Bronson vs. Atlanta (9/27)

### Interception Return Yards

- 37 M. Hanks vs. New Orleans (11/22)
- 36 D. Walker vs. Detroit (12/14)
- 36 D. Walker at St. Louis (10/25)
- 28 Z. Bronson vs. Green Bay (11/1)

### Long Int. Returns

- 37 M. Hanks vs. New Orleans (11/22)
- 36 D. Walker vs. Detroit (12/14)
- 28 Z. Bronson at Green Bay (11/1)

### Fumble Returns

- 2 T. McDonald vs. New Orleans (11/22)
- 1 Several

### Long Fumble Returns

- 13 T. Owens vs. Carolina (11/8)



# OPPONENTS INDIVIDUAL SUPERLATIVES

## RUSHING

### Attempts

- 31 J. Anderson at Atlanta (11/15)
- 24 R. Edwards at New England (12/20)
- 22 T. Biakabutuka at Carolina (12/6)

### Yards

- 123 J. Anderson vs. Atlanta (9/27)
- 103 M. Faulk vs. Indianapolis (10/18)
- 101 R. Edwards at New England (12/20)

### Average (3 Att. Min.)

- 9.5 J. Anderson vs. Atlanta (9/27)
- 9.4 A. Johnson at Carolina (12/6)
- 8.8 C. Way vs. N.Y. Giants (11/30)

### Long

- 65 M. Faulk vs. Indianapolis (10/18)
- 42 J. Anderson vs. Atlanta (9/27)
- 36 R. Ismail at Carolina (12/6)

### Touchdowns

- 2 J. Anderson at Atlanta (11/15)

## PASSING

### Attempts

- 57 G. Foley vs. N.Y. Jets (9/6)
- 44 K. Collins vs. New Orleans (11/22)
- 41 K. Graham vs. N.Y. Giants (11/30)

### Completions

- 30 G. Foley vs. N.Y. Jets (9/6)
- 25 S. Beuerlein vs. Carolina (10/8)
- 22 K. Collins vs. New Orleans (11/22)

### Percentage

- 70.3 R. Johnson at Buffalo (10/4)
- 66.6 B.J. Tolliver at New Orleans (10/11)
- 61.0 S. Beuerlein vs. Carolina (11/8)

### Yards

- 415 G. Foley vs. N.Y. Jets (9/6)
- 328 K. Collins vs. New Orleans (11/22)
- 281 F. Reich vs. Detroit (12/14)

### Long

- 80t B. Favre at Green Bay (11/1)
- 78 C. Chandler at Atlanta (11/16)
- 61t S. Zolak at New England (12/20)

### Touchdowns

- 3 S. Bono vs. St. Louis (12/27)
- 3 B. Favre at Green Bay (11/1)
- 3 G. Foley vs. N.Y. Jets (9/6)
- 3 P. Manning vs. Indianapolis (10/18)
- 3 S. Beuerlein at Carolina (12/6)

## RECEIVING

### Receptions

- 8 M. Muhammed at Carolina (12/6)
- 7 R. Proehl vs. St. Louis (12/27)
- 7 A. Freeman at Green Bay (11/1)

### Yards

- 193 A. Freeman at Green Bay (11/1)
- 148 S. Dawkins vs. New Orleans (11/22)
- 141 I. Hilliard vs. N.Y. Giants (11/30)

### Average

- 36.0 S. Jefferson at New England (12/20)
- 28.7 E. Moulds at Buffalo (10/4)
- 27.6 A. Freeman at Green Bay (11/1)

### Long

- 80t A. Freeman at Green Bay (11/1)
- 78t T. Mathis at Atlanta (11/15)
- 61t S. Jefferson at New England (12/20)

### Touchdowns

- 2 K. Johnson vs. N.Y. Jets (9/6)
- 2 T. Mathis vs. Atlanta (9/27)
- 2 M. Harrison vs. Indianapolis (10/18)
- 2 A. Freeman at Green Bay (11/1)
- 2 R. Proehl vs. St. Louis (12/27)

## RETURNS

### Punt Return Attempts

- 5 K. Williams at Buffalo (10/4)
- 4 W. Oliver at Carolina (12/6)
- 4 W. Oliver vs. Carolina (11/8)

### Punt Return Yards

- 57 R. Preston at Green Bay (11/1)
- 53 J. Belser vs. Indianapolis (10/18)
- 50 W. Oliver at Carolina (12/6)

### Punt Return Average

- 15.6 W. Oliver vs. Carolina (11/8)
- 14.3 R. Preston at Green Bay (11/1)
- 12.5 W. Oliver at Carolina (12/6)

### Long Punt Return

- 53 J. Belser vs. Indianapolis (10/18)
- 30 R. Preston at Green Bay (11/1)
- 29 W. Oliver vs. Carolina (11/8)

### Kick Return Attempts

- 7 T. Horne vs. St. Louis (12/27)
- 6 T. Dwight vs. Atlanta (9/27)
- 5 D. Patten vs. N.Y. Giants (11/30)

### Kick Return Yards

- 143 T. Horne vs. St. Louis (12/27)
- 127 T. Dwight vs. Atlanta (9/27)
- 124 R. Preston at Green Bay (11/1)

### Kick Return Average

- 24.8 T. Fair vs. Detroit (12/14)
- 23.0 Q. Ismail at New Orleans (10/11)
- 20.4 T. Horne vs. St. Louis (12/27)

### Long Kick Return

- 47 T. Fair vs. Detroit (12/14)
- 33 R. Preston at Green Bay (11/1)
- 31 T. Horne vs. St. Louis (12/27)

### Interceptions (2 Minimum)

None

### Interception Return Yards

- 34 K. Williams vs. N.Y. Jets (9/6)
- 31 R. Buchanan vs. Atlanta (9/27)
- 30 T. Law at New England (12/20)

### Long Int. Returns

- 34 K. Williams vs. N.Y. Jets (9/6)
- 31 R. Buchanan vs. Atlanta (9/27)
- 30 T. Law at New England (12/20)

### Fumble Returns

1 Several

### Long Fumble Returns

- 17 T. Law at New England (12/20)
- 16 M. Wiley at Buffalo (10/4)



## 1998 GAME SUMMARIES

### GAME 1

#### VS. NEW YORK JETS

SEPTEMBER 6, 1998 @ 3COM PARK

WON 36-30, OT RECORD 1-0

In a game filled with big plays, it was **RB Garrison Hearst** who provided the game's biggest. With the score tied at 30-30 in overtime and the 49ers pinned at their own four-yard line, Hearst took his 20th handoff from **QB Steve Young** and raced 96 yards up the 49ers sideline, breaking five tackles along the way, to score and give San Francisco the win. The run was the longest in **TEAM HISTORY**, breaking the old record of 89 yards set by Hall of Fame **RB Hugh McElhenny** against the Dallas Texans October 5, 1952.

The game opened with a 24-yard field goal by Jets **K John Hall**, following an interception by **S Kevin Williams** of an errant Young pass. Two series later the 49ers opened their scoring on an eight-play, 84-yard drive culminating in a five-yard touchdown run by Hearst. On the drive Young completed 4-of-5 passes for 72 yards.

The Jets took a 10-7 lead early in the second quarter when **QB Glenn Foley** connected with **WR Keyshawn Johnson** on a 41-yard strike across the middle. Exactly eight minutes later, the 49ers reclaimed the lead when Young found **WR J.J. Stokes** in the back of the end zone on a six-yard pass to put the 49ers up 14-10. The San Francisco lead would be short-lived as Foley led the Jets on a five-play, 60-yard drive, resulting in a six-yard touchdown pass to **WR Wayne Chrebet** and a 17-14 halftime lead.

San Francisco opened the second half scoring on a 22-yard field goal by **K Wade Richey** at the 11:56 mark of the third quarter. On the very next possession Foley again led the Jets on an impressive drive. He connected with Chrebet on a 48-yard strike to put the ball at the 49ers' 30-yard line. A personal foul on San Francisco moved the Jets 15 yards closer, and three plays later, Foley found Johnson on a 21-yard strike to give New York a 24-17 lead.

San Francisco answered on their next possession with the familiar combination of Young to **WR Jerry Rice**. On a key fourth down and one, Rice took a short pass from Young across the middle and turned it into a 14-yard touchdown. In what would prove to be a monumental play, Richey's extra-point attempt was blocked and the Jets held on to a 24-23 lead.

The Jets extended their lead to 27-23 on a 32-yard field goal by Hall with 3:38 remaining in the fourth quarter. On the next possession the 49ers launched a vintage five-play, 76-yard scoring drive. With the ball at their own 24, Young connected with Hearst on a 35-yard pass play to move the ball to the Jets 41. Two plays later Stokes made a diving grab on a 31-yard touchdown pass from Young to put the 49ers ahead 30-27 with 1:26 remaining.

Unfortunately, that was too much time for Foley, who again led the Jets on an impressive drive. Foley connected with Chrebet on a 19-yard strike, with **WR Dedric Ward** on a 22-yard toss and again with Ward on a 19-yard play, to move the ball to the 49ers 13-yard line. With three seconds remaining, Hall tied the score with his 31-yard field goal and the game went to overtime where Hearst ended it.

Hearst, who finished the day with a **CAREER-BEST** 187 yards rushing, wasn't the only one on the field with impressive numbers. Young finished the day 26-of-46 for 363 yards and three touchdowns, tossing two of them to Stokes. Stokes also posted **CAREER-HIGHS**, catching seven passes for 111 yards and the two scores. Rice, in his first game action of the year, caught six passes for 86 yards and one touchdown.

**LB Ken Norton Jr.** led the 49ers with 10 tackles. He was joined by **DT Junior Bryant**, **CB Antonio Langham** and **LB Lee Woodall** with six stops each. Bryant also recorded the 49ers only sack of the day.

						OT	
49ers.....	7	7	9	7	6	-	36
Jets.....	3	14	7	6	0	-	30

Jets	— FG Hall	1:49	(5-21)
49ers	— Hearst 5 run (Richey kick)	3:52	(8-84)
Jets	— Johnson 41 pass from Foley (Hall kick)	3:34	(7-63)



49ers	— Stokes 6 pass from Young (Richey kick)	3:05	(7-63)
Jets	— Chrebet 6 pass from Foley (Hall kick)	1:38	(5-60)
49ers	— FG Richey 22	2:51	(7-38)
Jets	— Johnson 21 pass from Foley (Hall kick)	1:50	(4-78)
49ers	— Rice 14 pass from Young (Kick failed-blocked)	4:12	(7-68)
Jets	— FG Hall 32	4:34	(9-36)
49ers	— Stokes 31 pass from Young (Richey kick)	2:12	(5-76)
Jets	— FG Hall 31	1:26	(7-60)
49ers	— Hearst 96 run	0:17	(1-96)

	49ers	Jets	49ers	Jets
First Downs.....	26	26	Passes (Att/Comp/Ints)....	46-26-1 50-30-1
Total Net Yards.....	557	465	Punts-Avg .....	5-37 6-39.7
Net Yards Rushing .....	207	59	Fumbles-Lost .....	1-0 0-0
Net Yards Passing.....	350	406	Penalties-Yards .....	5-56 6-33

STATISTICAL LEADERS

Rushing

- 49ers — Hearst 20/187 2 TDs
- Jets — Martin 22/58

Passing

- 49ers — Young 26/46 for 363 yards, 1 INT, 3TDs
- Jets — Foley 30/58 for 415 yards, 1 INT, 3 TDs

Receiving

- 49ers — Stokes 7/111 2 TDs, Rice 6/86 1 TD, Owens 3/60, Smith 3/35
- Jets — Johnson 9/126 2 TDs, Chrebet 6/125 1 TD, Ward 5/96, Martin 4/41

Defensive Leaders

- 49ers — Norton 10 tackles, Langham 4 tackles, 1 INT, Woodall 6 tackles, Bryant 6 tackles, 1 sack
- Jets — Green 8 tackles, Farrior 6 tackles, Williams 5 tackles, Ferguson 5 tackles

**GAME 2**  
**AT WASHINGTON REDSKINS**  
**SEPTEMBER 14, 1998 @ JACK KENT COOKE STADIUM**  
**WON 45-10 RECORD 2-0**

San Francisco struggled out of the gate on its inaugural visit to Jack Kent Cooke Stadium, but quickly found its stride en route to a convincing 45-10 victory over the Washington Redskins.

Following a San Francisco punt on their first possession, the Redskins promptly launched an eight-play, 86-yard scoring drive that culminated in a nine-yard touchdown pass from **QB Trent Green**-to-**WR Leslie Shepard**. Green, making his first career start, completed four-of-four passes for 64 yards on the opening drive.

In true 49ers fashion, San Francisco responded on its next possession with an impressive scoring drive. **RB Garrison Hearst** ran four times for 28 yards and **QB Steve Young** connected on all four of his pass attempts, the last going to **WR Terrell Owens** from 20 yards out for the touchdown. Owens had two receptions for 37 yards on the drive.

The second quarter opened with a big play from the 49ers defense. **S Merton Hanks** recovered a fumble from Washington **RB Terry Allen** at the Redskins' 40-yard line. Seven plays later, Young called his own number on a quarterback sneak and scored the 49ers' second touchdown of the day from three-yards out. Key plays on the drive were a 14-yard completion from Young-to-Owens on second and 10, and a 20-yard Young scamper up the sideline, putting the ball at the Redskins four-yard line.

San Francisco would add a third touchdown of the half on its very next possession. Following a 37-yard field goal by Washington **K Scott Blanton**, the 49ers launched a 74-yard, four-play scoring drive to take a 21-10 lead. Hearst opened the drive with a six-yard run and on the next play, Young connected with **WR Jerry Rice** on a 57-yard strike. Young would account for his third score of the half when he connected with **TE Irv Smith** from 16-yards out.



The San Francisco defense struck again in the third quarter, this time courtesy of **LB Winfred Tubbs'** interception of a Green pass at the San Francisco 35-yard line. Hearst ran three times for 30 yards, including a 19-yard burst off right tackle to open the drive. Young then connected with Smith and **WR J.J. Stokes** on back-to-back plays of 17 and 16 yards, respectively, to put the ball at the Redskins' 11-yard line. Two plays later Young hit **FB Marc Edwards** from two yards out for a 28-10 lead.

Early in the fourth quarter Hearst put the finishing touches on a 10-play, 72-yard drive when he powered his way into the end zone from five yards out, increasing the San Francisco lead to 35-10. **K Wade Richey** added a 22-yard field goal, and **RB Chuck Levy** scored his first rushing touchdown of his career from 21-yards out to round out the San Francisco scoring.

Young finished the day completing 21-of-32 passes for 303 yards, his second consecutive 300-yard plus passing performance, and three touchdowns. He also ran for one score. Hearst carried 22 times for 138 yards and one touchdown, giving him 325 yards and three touchdowns in the first two games of the season. Rice paced the team in receiving with four catches for 82 yards.

Defensively, the 49ers were paced by **LB Ken Norton Jr.** with 10 tackles, one pass defensed, one forced fumble and one fumble recovery. Tubbs posted seven stops and Hanks and **LB Lee Woodall** added six stops each. **DE Roy Barker** and **DT Bryant Young** each recorded two sacks.

49ers.....	7	14	7	17	-	45
Redskins.....	7	3	0	0	-	10

Redskins	— Shepherd 9 pass from Green (Blanton Kick)	4:49	(8-46)
49ers	— Owens 20 pass from Young (Richey kick)	4:49	(8-83)
49ers	— Young 3 run (Richey kick)	3:34	(6-40)
Redskins	— FG Blanton 37	4:33	(11-60)
49ers	— Smith 16 pass from Young	2:00	(4-74)
49ers	— Edwards 2 pass from Young (Richey kick)	2:50	(6-65)
49ers	— Hearst 5 run (Richey kick)	5:17	(10-72)
49ers	— FG Richey 22	1:34	(5-19)
49ers	— Levy 21 run (Richey kick)	2:40	(5-41)

	49ers	Redskins		49ers	Redskins
First Downs.....	28	17	Passes (Att/Comp/Ints).....	32-21-0	25-14-1
Total Net Yards.....	504	322	Punts-Avg.....	4-34.8	4-49.5
Net Yards Rushing.....	210	140	Fumbles-Lost.....	0-0	3-2
Net Yards Passing.....	294	182	Penalties-Yards.....	9-114	7-70

### STATISTICAL LEADERS

#### Rushing

49ers — Hearst 22/138 1 TD, Levy 8/44 1 TD  
Redskins — Allen 18/94, Mitchell 1/19, Davis 4/18

#### Passing

49ers — Young 21/32 for 303 yards, 3 TDs  
Redskins — Green 14/25 for 201 yards

#### Receiving

49ers — Rice 4/82, Owens 4/67 1 TD, Edwards 4/52 1 TD, Stokes 4/52  
Redskins — Westbrook 5/109, Mitchell 3/32, Shepherd 2/28 1 TD

#### Defensive Leaders

49ers — Norton 10 tackles, Tubbs 7 tackles, Hanks 6 tackles, Woodall 6 tackles  
Redskins — Patton 8 tackles, Green 6 tackles, Campbell 6 tackles



**GAME 3**  
**VS. ATLANTA FALCONS**  
**SEPTEMBER 27, 1998 @ 3COM PARK**  
**WON 31-20 RECORD 3-0**

**REVIEW**

The San Francisco offense scored on four of their first five possessions while erupting for 538 yards of total offense, and the defense sacked Atlanta QB **Chris Chandler** seven times in a 31-20 victory at 3Com Park.

The 49ers struck quickly and often in the first half. After taking the opening kickoff, QB **Steve Young** connected with WR **Jerry Rice** on a 66-yard touchdown pass on the team's second play from scrimmage. It was the 77th time that Young and Rice had connected on a touchdown pass.

On the team's next possession, Young found Rice twice for 26 yards, RB **Garrison Hearst** ran twice for 24 yards, Young added a nine-yard scamper and FB **Marc Edwards** added the exclamation point on the 80-yard drive when he stormed into the end zone from seven-yards out.

Atlanta answered on their next series, when WR **Terance Mathis** reeled in a pass from QB **Chris Chandler**, that had been deflected by CB **Darnell Walker** and S **Merton Hanks**, and raced 49 yards for the touchdown.

After an Atlanta punt that pinned the 49ers at their own seven-yard line, Young directed the team on a vintage scoring drive. Young found TE **Irv Smith** for 11 yards to give the team some breathing room. On the next snap, Edwards busted up the middle for 32 yards, his longest run as a 49er, and a first down at the 50-yard line. Young, long known as one of NFL's great rushing quarterbacks, scampered for 18 yards and on the next play found Rice for another 18-yard gain. A run by Hearst put the ball at the three-yard line and on the next play, Young hit WR **J.J. Stokes** in the back of the end zone to cap the 93-yard drive.

A 31-yard FG by K **Wade Richey** extended the San Francisco lead to 24-7 with just over 10 minutes to go in the first half. Two series later, it was another vintage drive led by Young. He completed three-of-five passes, ran once for 19 yards, and put the capper on the 80-yard scoring drive when he connected a second time with Rice, this one from 26 yards away for their 78th career touchdown.

The Falcons added two touchdowns in the fourth quarter, the first on a four-yard run by RB **Jamal Anderson**, and the second on a 31-yard pass from Chandler to Mathis.

Offensively, San Francisco was paced by Young and his 387 yards passing. With eight catches for 162 yards and two touchdowns, Rice posted his 62nd career 100-yard game and recorded his 28th career touchdown against Atlanta. That mark is the highest touchdown total by an individual player against a specific team in NFL HISTORY, surpassing Marcus Allen's 26 against the San Diego Chargers. Hearst finished the day with 162 yards of total offense, including a CAREER-HIGH 105 yards receiving.

The defensive charge was led by DE **Chris Doleman**. The veteran posted four tackles and 2.5 sacks, giving him 130 for his career. DT **Junior Bryant** had three stops and 1.5 sacks. CB **Antonio Langham** recorded a team-high seven tackles and S **Zack Bronson** had two interceptions.

49ers.....	14	17	0	0	-	31
Falcons.....	7	0	0	13	-	20

49ers	— Rice 66 pass from Young (Richey kick)	0:43	(2-81)
49ers	— Edwards 7 run (Richey kick)	5:16	(11-80)
Falcons	— Mathis 49 pass from Chandler (Andersen kick)	1:59	(5-76)
49ers	— Stokes 3 pass from Young (Richey kick)	4:54	(10-93)
49ers	— FG Richey 31	2:07	(5-30)
49ers	— Rice 26 pass from Young (Richey kick)	1:20	(7-80)
Falcons	— Anderson 4 run (Andersen kick)	1:04	(4-69)
Falcons	— Mathis 31 pass from Chandler (kick failed-blocked)	3:55	(8-76)

	49ers	Falcons	49ers	Falcons
First Downs.....	23	19	Passes (Att/Comp/Ints).....	39-28-1 38-16-3
Total Net Yards.....	538	369	Punts-Avg.....	5-46 7-40
Net Yards Rushing.....	161	147	Fumbles-Lost.....	2-1 2-1
Net Yards Passing.....	377	222	Penalties-Yards.....	5-40 7-53



## STATISTICAL LEADERS

**Rushing**

**49ers** — Hearst 18/57, Young 7/50, Edwards 3/41 1 TD

**Falcons** — Anderson 13/123 1 TD, Chandler 3/13, Dwight 3/12

**Passing**

**49ers** — Young 28/39 for 387 yards, 1 INT, 3 TDs

**Falcons** — Chandler 16/38 for 254 yards, 3 INTs, 2 TDs

**Receiving**

**49ers** — Rice 8/162 2 TDs, Levy 6/21, Hearst 4/105, Smith 4/39

**Falcons** — Mathis 7/130, Martin 4/53, Anderson 2/43

**Defensive Leaders**

**49ers** — Doleman 4 tackles, 2.5 sacks, Bryant 3 tackles, 1.5 sacks, Langham 7 tackles

**Falcons** — Buchanan 8 tackles, Hall 7 tackles, Sauer 6 tackles

**GAME 4**  
**AT BUFFALO BILLS**  
**OCTOBER 4, 1998 @ RALPH WILSON STADIUM**  
**LOST 26-21      RECORD 3-1**

Trailing 23-0 after the third quarter, San Francisco rallied with 21 points, but fell short in its comeback attempt, 26-21, against the Buffalo Bills. The game was played in front of a sellout crowd in Orchard Park, NY.

The Bills opened the scoring on a 24-yard FG by **K Steve Christie** on the opening drive of the game. Buffalo extended its lead to 10-0 near the end of the first quarter on a six-yard scoring run by **RB Antowain Smith**.

San Francisco fumbled the ensuing kickoff and the Bills recovered at the 49ers 34. Five plays later **QB Rob Johnson** connected with **WR Quinn Early** on a five-yard touchdown. Shortly before halftime, Christie connected from 19 yards away to extend the lead to 20-0.

The 49ers ended their scoring draught when **QB Steve Young** scrambled out of the pocket, eluding two defenders along the way, and found a wide open **FB Marc Edwards** for a 47-yard touchdown. Young then hit **WR Jerry Rice** on a successful two-point conversion to make the score 23-8.

Christie's fourth field goal of the day put Buffalo up 26-8 with nine minutes remaining. Four minutes later, Young hit **TE Irv Smith** in the rear of the end zone from nine-yards out. The two-point conversion attempt failed, making the score 26-14.

After forcing the Bills to punt, Young engineered another scoring drive. The seven-play, 84-yard drive took just over one minute off the clock and culminated when Young hit **WR J.J. Stokes** at the 10-yard line and Stokes powered his way in for the score.

Offensively, the 49ers were led by Young's 329 yards passing and three touchdowns. **WR Terrell Owens** had four receptions for 69 yards, Stokes had five receptions for 77 yards and one touchdown, and Smith caught three passes for 34 yards and one reception.

The defensive effort was paced by **S Tim McDonald's** team-high 12 tackles. **LB Ken Norton Jr.** and **LB Winfred Tubbs** posted 10 stops each and **S Merton Hanks** added nine. **DE Roy Barker** recorded 1.5 sacks.

49ers.....	0	0	0	21	-	21
Bills.....	10	10	3	3	-	26

<b>Bills</b>	— FG Christie 24	2:30	(5-74)
<b>Bills</b>	— Smith 6 run (Christie kick)	1:58	(4-30)
<b>Bills</b>	— Early 5 pass from Johnson (Christie kick)	1:45	(5-34)
<b>Bills</b>	— FG Christie 19	2:22	(10-63)
<b>Bills</b>	— FG Christie 38	3:42	(7-24)
<b>49ers</b>	— Edwards 47 pass from Young (Rice pass from Young)	0:43	(2-80)
<b>Bills</b>	— FG Christie 45	4:12	(9-48)
<b>49ers</b>	— Smith 9 pass from Young (Two-Point conversion failed)	3:31	(10-79)
<b>49ers</b>	— Stokes 21 pass from Young (Rickey kick)	1:07	(7-84)



	49ers	Bills		49ers	Bills
First Downs.....	23	21	Passes (Att/Comp/Ints).....	38-23-1	27-19-0
Total Net Yards.....	377	352	Punts-Avg.....	5-44.6	5-39.4
Net Yards Rushing .....	65	115	Fumbles-Lost.....	3-3	1-0
Net Yards Passing.....	312	237	Penalties-Yards.....	22-178	12-106

**STATISTICAL LEADERS**

**Rushing**

**49ers** — Young 5/34, Hearst 12/28

**Bills** — Smith 22/47 1 TD, Thomas 8/42, Johnson 6/20

**Passing**

**49ers** — Young 23/38 for 329 yards, 1 INT, 3 TDs

**Bills** — Johnson 19/27 for 254 yards, 1 TD

**Receiving**

**49ers** — Hearst 5/38, Owens 4/69, Stokes 5/77 1 TD, Smith 3/34 1 TD

**Bills** — Early 8/57 1 TD, Williams 4/87, Moulds 3/86

**Defensive Leaders**

**49ers** — McDonald 12 tackles, Norton 12 tackles, Tubbs 10 tackles

**Bills** — Jones 7 tackles, Holecsek 7 tackles, Perry 5 tackles

**GAME 5**

**AT NEW ORLEANS SAINTS**

**OCTOBER 11, 1998 @ LOUISIANA SUPERDOME**

**WON 31-0 RECORD 4-1**

San Francisco responded from its first loss of the season by posting its first shutout of the year with a 31-0 defeat of the New Orleans Saints. The game was played in front of a Superdome crowd of 62,811.

The 49ers jumped out to a quick 7-0 lead on their first possession of the game. The five-play, 82-yard drive took just 1:53 off the clock and culminated in a one-yard **QB Steve Young-to-TE Greg Clark** touchdown. The catch was Clark's first of the season.

**K Wade Richey** connected on a 42-yard field goal early in the second quarter to extend the lead to 10-0. Two series later, Richey added a 37-yard field goal to make the score 13-0.

On the Saints next possession, **QB Danny Wuerffel** was sacked by **DE Chris Doleman** for a five-yard loss at the Saints 15-yard line. On the next play **DE Roy Barker** intercepted a Wuerffel pass and the 49ers had possession at the 18-yard line. Six plays later, Young hit **WR Terrell Owens** from six yards out for the score. The two-point conversion was good on a Young to **RB Garrison Hearst** pass and the 49ers took a 21-0 halftime lead.

The third quarter began in the same fashion for San Francisco. On their opening possession, they marched 76 yards in eight plays. Hearst took a screen pass from Young and raced 33 yards for the touchdown. Hearst received downfield blocks from **G Ray Brown**, **G Kevin Gogan** and Owens.

The 49ers final score of the day came courtesy of Richey, who connected on a 43-yard field goal.

Young celebrated his 37th birthday by completing 21-of-40 passes for 309 yards and three touchdowns. Hearst had an excellent all-around day with a team-high 71 yards rushing and two-receptions for 66 yards. Owens posted a team-high 94 yards receiving.

**LB Ken Norton Jr.** posted nine tackles. He was joined by **S Tim McDonald** and **LB Winfred Tubbs** with eight stops each. **DT Bryant Young** had an outstanding game with six tackles, 1.5 sacks and four QB pressures. **DE Chris Doleman** recorded four sacks.

49ers.....	7	14	10	0	=	31
Saints.....	0	0	0	0	-	0

<b>49ers</b>	— Clark 1 pass from Young (Richey kick)	1:53	(5-82)
<b>49ers</b>	— FG Richey 42	3:49	(11-41)
<b>49ers</b>	— FG Richey 37	3:09	(8-79)



<b>49ers</b>	— Owens 6 pass from Young (Young-Hearst pass)	1:28	(6-18)
<b>49ers</b>	— Hearst 33 pass from Young	3:57	(8-76)
<b>49ers</b>	— FG Richey 43	4:19	(9-33)

	<b>49ers</b>	<b>Saints</b>	<b>49ers</b>	<b>Saints</b>
First Downs.....	30	10	Passes (Att/Comp/Ints)....	41-22-0 30-15-0
Total Net Yards.....	459	167	Punts-Avg .....	3-32.3 8-48.8
Net Yards Rushing .....	140	32	Fumbles-Lost.....	0-0 0-0
Net Yards Passing.....	319	135	Penalties-Yards .....	14-115 13-125

### STATISTICAL LEADERS

#### Rushing

**49ers** — Hearst 22/71, Levy 8/46

**Saints** — L. Smith 7/18, Davis 3/9

#### Passing

**49ers** — Young 21/40 for 309 yards, 3 TDs

**Saints** — Wuerffel 9/21 for 95 yards, 1 INT

#### Receiving

**49ers** — Owens 6/94 1 TD, Rice 6/79, Stokes 3/27

**Saints** — Dawkins 4/56, Poole 3/38, Hastings 3/34

#### Defensive Leaders

**49ers** — Norton 9 tackles, McDonald 8 tackles, Tubbs 8 tackles, B.Young 6 tackles, 1.5 sacks

**Saints** — Kevin Mitchell 11 tackles, Molden 8 tackles, Knight 8 tackles

### GAME 6

### VS. INDIANAPOLIS COLTS

OCTOBER 18, 1998 @ 3COM PARK

WON 34-31 RECORD 5-1

**K Wade Richey** drilled a 24-yard field goal with five seconds remaining in regulation to lift San Francisco to a 34-31 victory against the visiting Indianapolis Colts at 3Com Park.

Indianapolis, paced throughout the day by **QB Peyton Manning**, opened the scoring early and jumped to a 21-0 lead early in the second quarter. On the Colts first play from scrimmage, **RB Marshall Faulk** took the handoff from Manning and raced 65 yards for the touchdown. On their next series the Colts capitalized on one of the stranger plays in recent memory. 49ers **P Reggie Roby** kicked to the Indianapolis 35-yard line, but the ball bounced off the helmet of Colts **CB Rico Clark** and into the arms of **S Jason Belser** who raced 53 yards to the 49ers seven-yard line. Two plays later Manning connected with **WR Marvin Harrison** on a four-yard touchdown and a 14-0 first quarter lead. In the second quarter the Colts extended their lead to 21-0 on a six-yard touchdown pass from Manning-to-Harrison.

San Francisco broke its drought on a 43-yard field goal by Richey. On their next series the 49ers marched 46 yards in nine plays, the drive culminating when **QB Steve Young** found **WR J.J. Stokes** in the corner of the end zone from three yards out with 1:54 remaining in the half. With just five seconds remaining in the half, San Francisco cut the score to 21-17 on a 10-yard pass from Young-to-**WR Terrell Owens**.

In the third quarter Indianapolis opened the scoring when Manning and Harrison connected for their third touchdown of the day, this time from 61 yards out. **K Mike Vanderjagt** added a 38-yard field goal to put the Colts ahead 31-17 after three quarters.

A **Chris Gardocki** punt pinned the 49ers at their own nine-yard line, but from there Young led San Francisco on a vintage scoring drive. The drive covered 91 yards in 10 plays, and culminated when Young rolled left and into the end zone from one-yard out. The conversion attempt was no good after a bad snap.

The 49ers defense forced the Colts to punt and on the next series, it was again Young who sparked the home team. The veteran completed three-of-four passes on the drive, but his legs made the difference. After dropping back to pass he spotted an opening in the defensive middle and ran 23 yards, including running through a **CB Jeff Burris** tackle attempt at the two-yard line, and into



the end zone for the touchdown. Down by two, Young connected with **WR Jerry Rice** on the successful conversion try.

Indianapolis took over with 5:31 remaining at their own 26-yard line. A pair of Faulk runs and two Manning-to-**WR Jerome Pathon** connections had the Colts at the 49ers 44-yard line. The next play Faulk raced nine yards around the left end, but that would be it for the Colts. On second and one **FB Craig Heyward** was thrown for a one-yard loss by **LB Ken Norton Jr.** On third and two, Faulk was stopped for no gain by **LB Winfred Tubbs**. From there Vanderjagt tried a 53-yard field goal, but his attempt was short.

San Francisco took over with 1:08 remaining and behind the arm of Young, drove 50 yards in six plays, setting the stage for Richey's game-winning field goal.

Young completed 33-of-51 passes for 331 yards and two touchdowns. He also recorded two rushing touchdowns. Stokes paced the receiving corps with a **CAREER-BEST** nine receptions for 110 yards and one touchdown. **RB Garrison Hearst** ran 15 times for 65 yards and caught six passes for 33 yards.

The defensive unit was paced by Tubbs' seven tackles, Norton and **LB Lee Woodall** added five stops each.

49ers.....	0	17	0	17	-	34
Colts.....	14	7	10	0	-	31

Colts	— Faulk 65 run (Vanderjagt kick)	0:12	(1-65)
Colts	— Harrison 4 pass from Manning (Vanderjagt kick)	0:41	(2-7)
Colts	— Harrison 6 pass from Manning (Vanderjagt kick)	4:58	(12-84)
49ers	— FG Richey 43	2:39	(7-43)
49ers	— Stokes 3 pass from Young (Richey kick)	4:26	(9-46)
49ers	— Owens 3 pass from Young (Richey kick)	1:23	(6-42)
Colts	— Harrison 61 pass from Manning (Vanderjagt kick)	0:10	(1-61)
Colts	— FG Vanderjagt 38	2:04	(5-21)
49ers	— Young 1 run (Two-Point attempt failed)	4:11	(10-91)
49ers	— Young 23 run (Rice-Young pass)	2:35	(5-53)
49ers	— FG Richey 24	1:03	(7-50)

	49ers	Colts	49ers	Colts
First Downs.....	36	15	Passes (Att/Comp/Ints).....	51-33-0 30-18-0
Total Net Yards.....	448	336	Punts-Avg.....	3-47 5-45.8
Net Yards Rushing.....	127	105	Fumbles-Lost.....	0-0 0-0
Net Yards Passing.....	321	231	Penalties-Yards.....	6-55 10-83

### STATISTICAL LEADERS

#### Rushing

49ers — Hearst 15/65, Young 8/60 2 TDs

Colts — Faulk 17/103 1 TD

#### Passing

49ers — Young 33/51 for 331 yards, 2TDs

Colts — Manning 18/30 for 231 yards, 3 TDs

#### Receiving

49ers — Stokes 9/110 1 TD, Owens 7/79 1 TD

Colts — Harrison 6/98 3 TDs, Faulk 4/36, Pathon 3/44

#### Defensive Leaders

49ers — Tubbs 7 tackles, Norton 5 tackles, Woodall 5 tackles

Colts — Burris 10 tackles, Blackmon 6 tackles, Hauck 6 tackles, Poole 6 tackles



**GAME 7**  
**AT ST. LOUIS RAMS**  
**OCTOBER 25, 1998 @ TRANS WORLD DOME**  
**WON 28-10 RECORD 6-1**

The 49ers defense recorded eight sacks, and WR Terrell Owens caught five passes for a CAREER-HIGH 120 yards and one touchdown to lead San Francisco to a 28-10 road victory over the St. Louis Rams.

The defense announced its presence on the game's first play from scrimmage. CB Darnell Walker stepped in front of a QB Tony Banks pass and returned it 13 yards to the Rams 12-yard line. One play later, QB Steve Young connected with WR Jerry Rice on a historic touchdown reception. The catch by Rice marked the 184th consecutive game in which he has caught a pass, breaking the all-time record of 183 games held by Art Monk. It was also the 79th time that Rice and Young have connected for a touchdown, tying the pair with Miami's Dan Marino and Mark Clayton for the all-time touchdown combination lead.

The 49ers defense again played a role in setting up the offensive unit. Walker intercepted Banks for the second time in the game and returned the ball 23 yards to the Rams 35-yard line. From there, Young led the team on a five-play scoring drive that culminated in a two-yard touchdown pass from Young-to-TE Irv Smith.

St. Louis ended their drought with 47 seconds remaining in the first half when K Jeff Wilkins connected on a 46-yard field goal.

In the third quarter San Francisco extended their lead to 21-3 on a 27-yard scoring toss from Young to Owens. The reception capped a four-play, 75-yard drive in which there were two rushes for no gain and Owens had two receptions for 75 yards.

St. Louis responded at the 11:44 mark of the fourth quarter on a six-yard touchdown run by Banks. The Rams then recovered the ensuing kickoff when Wilkins recovered his own onside attempt at the Rams 42-yard line. However, on the next play from scrimmage Banks fumbled the snap, and LB Ken Norton Jr. recovered and returned the ball to the Rams 21-yard line. The 49ers took advantage on the next play when Owens scored his second touchdown of the afternoon, this one on a 21-yard reverse, for the final score of the day.

Young completed 13-of-24 passes for 227 yards and two touchdowns. Rice finished the game with four receptions for 64 yards.

DT Bryant Young had another stellar effort, posting one sack and eight tackles. DE Roy Barker recorded a CAREER-HIGH with four sacks for minus 17 yards. S Tim McDonald had a team-high 10 tackles and one sack, while DT Junior Bryant and Norton each added a sack.

49ers.....	14	0	7	7	-	28
Rams.....	0	3	0	7	-	10

49ers	— Rice 12 pass from Young ( Richey kick)	0:06	(1-12)
49ers	— Smith 2 pass from Young (Richey kick)	2:28	(6-35)
Rams	— FG Wilkins 46	5:28	(14-45)
49ers	— Owens 27 pass from Young (Richey kick)	1:54	(4-75)
Rams	— Banks 6 run (Wilkins kick)	5:23	(13-83)
49ers	— Owens 21 run (Richey kick)	0:09	(1-21)

	49ers	Rams	49ers	Rams
First Downs.....	16	15	Passes (At/Comp/Ints)....	24-13-2 35-15-3
Total Net Yards.....	303	168	Punts-Avg.....	7-40.9 8-43.1
Net Yards Rushing.....	93	79	Fumbles-Lost.....	1-0 2-1
Net Yards Passing.....	210	89	Penalties-Yards.....	9-59 4-28

### STATISTICAL LEADERS

#### Rushing

49ers — Hearst 20/58, Owens 1/21 1 TD

Rams — Banks 6/21 1 TD, Lee 4/19

#### Passing

49ers — Young 13/24 for 227 yards 2 INTs, 3 TDs

Rams — 15/35 for 121 yards 3 INTs



**Receiving**

**49ers** — Owens 5/120 1 TD, Rice 4/64 1 TD, Uwaezuoke 1/35

**Rams** — Proehl 6/69, Thomas 3/18

**Defensive Leaders**

**49ers** — B. Young 8 tackles, 1 sack, Barker 4 sacks, McDonald 10 tackles, 1 sack, Bryant 1 sack, Norton 1 sack

**Rams** — Jenkins 12 tackles, Hill 5 tackles, Jones 5 tackles 1 INT

**GAME 8**  
**AT GREEN BAY PACKERS**  
**NOVEMBER 1, 1998 @ LAMBEAU FIELD**  
**LOST 36-22 RECORD 6-2**

**REVIEW**

**WR Antonio Freeman** caught seven passes for a career-high 193 yards and two touchdowns to lead the Green Bay Packers to a 36-22 win over the visiting San Francisco 49ers. The game was played in front of a sellout crowd of 59,794 at Lambeau Field.

The Packers wasted no time in taking the lead on the 49ers. On the game's first play from scrimmage, **QB Brett Favre** hit Freeman on a 80-yard touchdown pass for the opening score. Green Bay extended its lead, thanks to two San Francisco miscues on subsequent possessions. A mishandled punt resulted in a safety, and a **QB Steve Young-to-WR Terrell Owens** pass was intercepted and turned into a touchdown when Favre connected with **WR Robert Brooks** on a 30-yard strike. All of this with just 5:16 off the clock.

Unfazed, the 49ers responded with their first scoring drive of the game, marching 75 yards in 15 plays. The 6:57 drive culminated with a record-setting touchdown pass from Young-to-**WR Jerry Rice**. It was the 80th career touchdown between the two, breaking the previous combination mark of 79 held by Dan Marino and Mark Clayton.

The Packers extended their lead to 19-6 on a 26-yard field goal by **K Ryan Longwell** early in the second quarter. Again San Francisco answered, this time on a 10-play, 70-yard drive that eclipsed 5:52 off the clock. The Young-to-Rice combination was key on the drive, as the pair connected on two successful third down conversions. The drive was capped when Young strolled into the end zone from one-yard out to cut the Packer lead to six points at halftime.

The 49er defense played a huge role in the next scoring drive. **S Zack Bronson** intercepted a Favre pass and returned 30 yards to the Packers 35 yard line. From there it was all **RB Garrison Hearst** on the two-play scoring drive. On the first play Hearst ran five yards over the right tackle. On the second play, he ran left through the line, cut back right and then back to the left, eluding **S Darren Sharper** and raced 30 yards for the score.

The defense again came up with a big play on the Packers next offensive possession. **S Tim McDonald** intercepted a Favre pass at the 49ers 48-yard line and returned three yards to the Green Bay 49. San Francisco took advantage of the field position and took a 22-19 lead on a 20-yard field goal by **K Wade Richey**.

Unfortunately, that would be all the scoring for San Francisco on the chilly afternoon. The momentum pendulum quickly swung back in the Packers direction early in the fourth quarter. Green Bay tied the score on a 45-yard field goal by **K Ryan Longwell** and then resumed the lead on a 62-yard touchdown from Favre to Freeman. Green Bay then put the game out of reach when **RB Travis Jervy** scored on a rush from 11-yards out.

The 49ers were paced offensively by Hearst who finished with 99 yards rushing on 17 carries and had two receptions for 25 yards, Rice led the receiving corps with seven receptions for 60 yards.

**LB Ken Norton Jr.** led the defensive charge with 10 tackles. McDonald added eight stops and one interception, and **CB Marquez Pope** tallied seven stops.

49ers.....	6	7	9	0	-	22
Packers .....	16	3	0	17	-	36

<b>Packers</b>	— Freeman 80 pass from Favre (Longwell kick)	0:21	(1-80)
<b>Packers</b>	— Safety (Snap out of end zone)	0:29	(0-00)
<b>Packers</b>	— Brooks 30 pass from Favre (Longwell kick)	0:42	(3-31)



49ers	— Rice 12 pass from Young (Kick blocked)	6:57	(15-75)
Packers	— FG Longwell 26	2:13	(4-74)
49ers	— Young 1 run (Richey kick)	5:52	(10-70)
49ers	— Hearst 30 run (Conversion failed)	2:55	(7-36)
49ers	— FG Richey 20	4:32	(10-46)
Packers	— FG Longwell 45	2:55	(7-36)
Packers	— Freeman 62 pass from Favre (Longwell kick)	0:09	(1-62)
Packers	— Jervey 11 run (Longwell kick)	0:06	(1-11)

	49ers	Packers	49ers	Packers
First Downs.....	19	15	Passes (Att/Comp/Ints)....	39-24-1 28-15-3
Total Net Yards.....	266	372	Punts-Avg .....	5-43.4 5-41.0
Net Yards Rushing .....	134	98	Fumbles-Lost .....	3-1 0-0
Net Yards Passing.....	132	274	Penalties-Yards .....	3-47 6-45

### STATISTICAL LEADERS

#### Rushing

49ers — Hearst 17/99, 1 TD, Young 6/22, 1TD

Packers— Jervey 17/95, 1TD, Harris 4/6

#### Passing

49ers — Young 24/39 for 186 yards, 1 TD, 1 INT

Packers— Favre 15/28 for 279 yards, 3 TDs, 3 INTs

#### Receiving

49ers — Rice 7/60, 1TD, Stokes 5/39, Owens 5/20

Packers— Freeman 7/193, 2TDs, Brooks 3/48, 1 TD

#### Defensive Leaders

49ers — Norton 10 tackles, McDonald 8 tackles, 1 INT, Pope 7 tackles

Packers— T. Williams 10 tackles, B. Williams 10 tackles, 1 sack, Harris 7 tackles

## GAME 9 VS. CAROLINA PANTHERS NOVEMBER 8, 1998 @ 3COM PARK WON 25-23 RECORD 7-2

The 49ers overcame six turnovers, the absence of QB Steve Young, and a 16-0 deficit in a 25-23 come-from-behind win against the visiting Carolina Panthers. K Wade Richey provided the game-winner on a 46-yard field goal with :33 remaining in the contest.

Carolina scored first on a 50-yard field goal by K John Kasay midway through the first quarter. Two more Kasay field goals were sandwiched around a 20-yard touchdown pass from QB Steve Beuerlein to WR Raghieb Ismail, extending the lead to 16-0 late in the second quarter.

San Francisco trimmed the Panther lead to 16-7 with 3:27 remaining in the half, when QB Ty Detmer, subbing for the injured Young, and WR Terrell Owens connected on the first of two touchdown passes on the day. The 36-yard scoring toss capped a two-play drive that covered 55 yards.

The second half opened with the 49ers receiving excellent field position thanks to a 24-yard kick return by CB R.W. McQuarters. Starting at their own 40-yard line, the 49ers marched 60 yards in eight plays, the drive culminating in a five-yard scoring toss from Detmer to Owens.

The 49ers took their first lead of the game with :28 remaining in the third quarter following one of the stranger sequences in recent memory. Detmer fumbled at the Panthers 48-yard line, and the ball was picked up by Panthers DT Les Miller, who returned the ball eight yards. Thinking he was tackled, Miller stopped running and was in turn stripped by the 49ers Owens, who returned the ball 13 yards to the Panthers 43-yard line. From there, San Francisco marched 43 yards in five plays. The drive was capped with a 29-yard touchdown strike from Detmer to WR J.J. Stokes. The two-point conversion was successful and the 49ers led 22-16.

Carolina regained the lead with 5:43 remaining in the game on a two-yard touchdown plunge by FB William Floyd. The run capped an impressive 10-play, 42-yard drive that took just over five minutes off the clock.



Unfazed, Detmer calmly led the 49ers on what proved to be the game-winning drive. Starting at the 49ers 19-yard line, the seventh-year veteran from BYU led San Francisco on a 12-play drive that chewed up over five minutes off the clock. Detmer completed four-of-five passes for 43 yards on the series, and **RB Garrison Hearst** rushed six times for 19 yards, setting the stage for Richey's game-winner.

Detmer finished the day with three touchdown passes and 276 yards passing. Owens had four receptions for 72 yards and two touchdowns. Hearst led the 49ers ground game with 90 yards on 22 carries.

Defensively, the 49ers were paced by **LB Ken Norton Jr.** who tied a **CAREER-HIGH** with 19 tackles. **DE Chris Doleman** recorded 3.5 sacks and three forced fumbles on the day. **LB Lee Woodall** and **LB Winfred Tubbs** added eight tackles each.

49ers.....	0	7	15	3	-	25
Panthers.....	3	13	0	7	-	23

Panthers	— FG Kasay 50	1:23	(4-3)
Panthers	— FG Kasay 42	4:05	(9-23)
Panthers	— Ismail 20 pass from Beuerlein (Kasay kick)	0:55	(3-22)
Panthers	— FG Kasay 41	4:08	(9-41)
49ers	— Owens 36 pass from Detmer (Richey kick)	1:02	(2-55)
49ers	— Owens 5 pass from Detmer (Richey kick)	3:33	(8-60)
49ers	— Stokes 29 pass from Detmer (Detmer-Owens)	1:47	(5-43)
Panthers	— Floyd 2 run (Kasay kick)	5:03	(10-42)
49ers	— FG Richey 46	5:10	(11-62)

	49ers	Panthers	49ers	Panthers
First Downs.....	22	16	Passes (Att/Comp/Ints).....	36-22-3 41-25-0
Total Net Yards.....	366	287	Punts-Avg.....	3-50.7 3-38.7
Net Yards Rushing.....	105	50	Fumbles-Lost.....	4-3 6-2
Net Yards Passing.....	261	237	Penalties-Yards.....	5-39 5-35

### STATISTICAL LEADERS

#### Rushing

49ers — Hearst 22/90, Detmer 2/15

Panthers — Lane 17/44, Floyd 4/8

#### Passing

49ers — Detmer 22/36 for 276 yards, 3 TDs, 3 INTs

Panthers — Beuerlein 25/41 for 265 yards, 1 TD

#### Receiving

49ers — Rice 6/87, Stokes 5/61 1 TD, Owens 4/72, 2 TDs

Panthers — Ismail 7/83, 1 TD, Muhammad 4/74, Carrier 3/41

#### Defensive Leaders

49ers — Norton 19 tackles, Doleman 3.5 sacks, 3 forced fumbles

Panthers — Alexander 7 tackles, Barrow 7 tackles, Richardson 7 tackles

**GAME 10**  
**AT ATLANTA FALCONS**  
**NOVEMBER 15, 1998 @ GEORGIA DOME**  
**LOST 31-19 RECORD 7-3**

**RB Jamal Anderson** rushed for 100 yards as the Atlanta Falcons became the first NFC West team to beat the 49ers since 1996 in a 31-19 victory at the Georgia Dome. The loss ended San Francisco's conference win streak at 12 games.

Atlanta put the first points of the game on the board, courtesy of a 10-yard touchdown run by Anderson with just under three minutes remaining in the first half. The 49ers responded with a 13-play, 75-yard drive that resulted in a 24-yard field goal by **K Wade Richey**.



San Francisco cut Atlanta's lead to one on Richey's second field goal of the day, this one from 28 yards out. The Falcons scored again with :57 left in the third quarter on a 37-yard field goal by **K Morten Andersen**. From that point on, a string of big plays would decide the outcome of the game.

The Falcons defense struck first on a 34-yard interception return by **CB Ray Buchanan**. The play led to a two-yard scoring run by Anderson, stretching the Atlanta lead to 17-6. Less than one minute later, 49ers **QB Steve Young** was sacked by **DT Shane Dronett** who forced the ball loose. **LB Jessie Tuggle** recovered in the end zone and the Falcons lead was 24-6.

Undaunted, the 49ers answered back on their next series on a nine-play, 80-yard drive. San Francisco converted all three of its third down attempts on the drive, the biggest coming on third and 10 from the 49ers 46-yard line. Young dropped back to pass and hit **WR Terrell Owens** who cut across the middle of the field, broke a pair of tackles, and raced 54 yards for the touchdown.

After forcing the Falcons to punt, San Francisco took possession at its own 15-yard line. On the first play of the series Young hit Owens for 15 yards, moving them into comfortable field position. Two plays later the familiar combination of Young-to-**WR Jerry Rice** struck the Falcons again, this time from 66 yards out for the touchdown. The reception was Rice's 29th touchdown against the Falcons, extending his NFL record for touchdowns against a single opponent.

Unfortunately, that would be as close as the 49ers would get on this day. With 2:51 remaining Atlanta **QB Chris Chandler** found **WR Terance Mathis** on a 78-yard touchdown reception, giving the Falcons the final 31-19 margin.

Offensively, the 49ers were paced by Young, who completed 21-of-40 passes for 342 yards and two touchdowns. Rice caught 10 passes for 169 yards and one score, and Owens had three receptions for 87 yards and one touchdown.

The defensive effort was paced by **LB Ken Norton Jr.** who recorded 14 tackles and had one forced fumble. **LB Winfred Tubbs** added 11 stops and **DT Bryant Young** recorded six tackles and one sack.

49ers.....	0	3	3	13	-	19
Falcons.....	0	7	3	21	-	31

Falcons	— Anderson 10 run (Andersen kick)	7:40	(11-80)
49ers	— FG Richey 24	2:37	(13-75)
49ers	— FG Richey 28	4:02	(9-70)
Falcons	— FG Andersen 37	6:12	(11-65)
Falcons	— Anderson 2 run (Andersen kick)	0:32	(3-1)
Falcons	— Tuggle 1 fumble return (Andersen kick)		
49ers	— Owens 54 pass from Young (Two-Pt. attempt failed)	2:44	(9-80)
49ers	— Rice 65 pass from Young (Richey kick)	1:02	(3-85)
Falcons	— Mathis 78 pass from Chandler (Andersen kick)	0:18	(2-80)

	49ers	Falcons	49ers	Falcons
First Downs.....	18	19	Passes (Att/Comp/Ints)....	40-21-1 21-12-0
Total Net Yards.....	383	298	Punts-Avg .....	5-42.2 5/42.4
Net Yards Rushing .....	76	114	Fumbles-Lost .....	1-1 1-1
Net Yards Passing.....	307	184	Penalties-Yards .....	6-30 5-30

**STATISTICAL LEADERS**

**Rushing**

- 49ers — Hearst 16/56, Young 3/15
- Falcons — Anderson 31/100 2 TDs

**Passing**

- 49ers — Young 21/40 for 342 yards 2 TDs, 1 INT
- Falcons — Chandler 12/21 for 198 yards, 1 TD

**Receiving**

- 49ers — Rice 10/169 1 TD, Owens 3/87 1 TD
- Falcons — Christian 4/48, Martin 4/44, Mathis 1/78 1 TD

**Defensive Leaders**

- 49ers — Norton 14 tackles, Tubbs 11 tackles, B. Young 6 tackles, 1 sack
- Falcons — Tuggle 6 tackles, Dronett 6 tackles, 1.5 sacks. Booker 5 tackles, Hall 5 tackles, 1 sack



**GAME 11**  
**VS. NEW ORLEANS SAINTS**  
**NOVEMBER 22, 1998 @ 3COM PARK**  
**WON 31-20 RECORD 8-3**

**REVIEW**

**QB Steve Young** overcame a shaky start to throw for 290 yards and four touchdown passes as San Francisco rolled to a 31-20 victory over the visiting New Orleans Saints.

Trailing 10-0 after the first quarter, the 49ers responded with 14 second-quarter points, courtesy of a pair of Young-to-**WR Terrell Owens** touchdown passes. The first score followed a big play from the 49ers defensive unit. Saints **WR Sean Dawkins** was stripped by **LB Winfred Tubbs** and the ball was recovered by **S Tim McDonald** at the 49ers 26-yard line. From there Young directed an eight-play, 74-yard drive that was capped by an eight-yard toss to Owens.

Following a missed field goal by **K Doug Brien**, the 49ers took over at their own 43-yard line with 2:46 remaining in the half. A pair of Young completions to **TE Greg Clark** and **WR J.J. Stokes** had San Francisco in striking distance at the Saints 28-yard line. A **RB Terry Kirby** eight-yard run was followed by a 12-yard completion to Stokes and the 49ers were at the eight-yard line, where two plays later Young and Owens connected on their second score of the day. A 22-yard field goal by Brien made the halftime score 14-13 in favor of the 49ers.

The third quarter opened in explosive fashion for San Francisco. Following an offside penalty, Young rolled to his left out of the pocket and found a wide open **RB Garrison Hearst** behind the coverage. Hearst raced untouched into the end zone for the 81-yard touchdown and a quick 21-13 lead.

On the Saints next offensive series, it was again the 49ers defense making a big play. **LB Ken Norton Jr.** stripped Dawkins, and the ball was recovered by McDonald at the Saints 38-yard line. Six plays later Young found **WR Jerry Rice** from eight-yards out for the score. A 46-yard field goal by **K Wade Richey** put San Francisco up 31-13 after three quarters of play. New Orleans added a one-yard touchdown run by **FB Aaron Craver** with 1:22 remaining in the game for the final score.

Offensively, the 49ers were paced by Young's four touchdown passes and the all-around efforts of Hearst. Hearst finished the day with 90 yards rushing on 25 carries and he added 103 receiving yards on four receptions. Stokes had a team-high six receptions for 72 yards.

Defensively, San Francisco was led by **S Merton Hanks**, who recorded his first interception of the season to go along with five tackles and five passes defended. Tubbs added six stops and two forced fumbles and McDonald had five tackles, a sack and two fumble recoveries. **DT Bryant Young** added two sacks.

49ers.....	0	14	17	0	-	31
Saints.....	10	3	0	7	-	20

Saints	— FG Brien 47	0:50	(5-45)
Saints	— Collins 1 run (Brien kick)	2:49	(5-36)
49ers	— Owens 8 pass from Young (Richey kick)	4:35	(8-74)
49ers	— Owens 8 pass from Young (Richey kick)	1:40	(7-57)
Saints	— FG Brien 22	1:06	(7-76)
49ers	— Hearst 81 pass from Young (Richey kick)	0:21	(1-76)
49ers	— Rice 8 pass from Young (Richey kick)	2:02	(6-38)
49ers	— FG Richey 45	3:43	(7-40)
Saints	— Craver 1 run (Brien kick)	2:10	(10-61)

	49ers	Saints		49ers	Saints
First Downs.....	23	23	Passes (Att/Comp/Ints).....	31-22-1	44-22-2
Total Net Yards.....	443	401	Punts-Avg.....	3-43.7	2-33.5
Net Yards Rushing.....	154	90	Fumbles-Lost.....	2-2	4-2
Net Yards Passing.....	289	311	Penalties-Yards.....	11-125	4-22

**STATISTICAL LEADERS**

**Rushing**

49ers — Hearst 25/90, Young 5/35  
 Saints — Collins 6/30 1 TD, Smith 4/28

**Passing**

**49ers** — Young 22/31 for 290 yards, 1 INT, 4 TDs

**Saints** — Collins 22/44 for 328 yards 2 INTs

**Receiving**

**49ers** — Stokes 6/72, Hearst 4/103 1 TD, Owens 4/42 2 TDs

**Saints** — Dawkins 8/148, Cleeland 4/50, Smith 3/34

**Defensive Leaders**

**49ers** — Hanks 5 tackles, 1 INT, Tubbs 6 tackles, McDonald 5 tackles, 1 sack, B. Young 2 sacks

**Saints** — Fields 11 tackles, Bordano 9 tackles, Weary 6 tackles

**GAME 12**  
**VS. NEW YORK GIANTS**  
**NOVEMBER 30, 1998 @ 3COM PARK**  
**WON 31-7      RECORD 9-3**

On a windy, rainy and chilly night at 3Com Park, the San Francisco 49ers made their 50th appearance on *Monday Night Football* a memorable one with a 31-7 victory over the visiting New York Giants. With the victory the 49ers extended their team record regular season home winning streak to 15 games.

The San Francisco offensive attack was paced by **RB Garrison Hearst**, who rushed for 166 yards and one touchdown on 20 carries. Also having a big day was **WR Terrell Owens**, who caught five passes for a **CAREER-HIGH** 140 yards and one touchdown.

New York opened the scoring at the 9:21 mark of the first quarter on a 11-yard touchdown run by **RB Gary Brown**. San Francisco tied the game with just over two minutes remaining in the quarter when Owens took a pass from **QB Steve Young** at the line of scrimmage, broke two tackles and raced 79 yards into the end zone for the score. The 49ers added their second score of the day just before halftime, on a 13-play, 90-yard scoring drive that culminated when Young hit **TE Irv Smith** from one-yard out.

In the third quarter, San Francisco took advantage of excellent field position for its third score of the day. Following a 26-yard punt return by **CB R.W. McQuarters** and a 15-yard penalty for unsportsmanlike conduct on the Giants, the 49ers took possession at New York's 37-yard line. Five plays later **RB Terry Kirby** scored on a seven-yard run. Kirby carried the ball three times for 20 yards on the drive.

**K Wade Richey** opened the fourth quarter scoring on a 39-yard field goal attempt with 10:07 remaining. Hearst put the finishing touches on the scoring when he turned a third and one situation into a 70-yard scoring burst up the middle of the field.

Young finished the day 19-of-33 for 253 yards and two touchdowns while completing passes to nine different receivers on the evening. He also carried the ball five times for 62 yards. **WR J.J. Stokes** and **WR Jerry Rice** each added three receptions.

The defensive effort was led by McQuarters who posted nine stops, **LB Ken Norton Jr.** added seven tackles and **S Tim McDonald** recorded seven tackles and one interception.

The victory did not come without cost to the 49ers, who lost **DT Bryant Young** for the season with a fractured right leg. He left the game with five tackles before suffering the injury midway through the fourth quarter.

<b>49ers</b> .....	7	7	7	10	-	31
<b>Giants</b> .....	7	0	0	0	-	7

<b>Giants</b>	— Brown 11 run (Daluiso kick)	1:32	(4-80)
<b>49ers</b>	— Owens 79 pass from Young (Richey kick)	0:17	(2-79)
<b>49ers</b>	— Smith 1 pass from Young (Richey kick)	5:44	(13-90)
<b>49ers</b>	— Kirby 7 run (Richey kick)	2:52	(5-37)
<b>49ers</b>	— FG Richey 39	3:01	(7-47)
<b>49ers</b>	— Hearst 70 run (Richey kick)	1:02	(3-79)



	49ers	Giants	49ers	Giants
First Downs.....	23	18	Passes (Att/Comp/Ints).....	33-19-0 41-21-1
Total Net Yards.....	466	344	Punts-Avg.....	5-35.8 5-42.8
Net Yards Rushing .....	237	120	Fumbles-Lost.....	0-0 1-0
Net Yards Passing.....	229	224	Penalties-Yards.....	7-65 7-59

### STATISTICAL LEADERS

#### Rushing

49ers — Hearst 20/166 1 TD, Young 5/62

Giants — Brown 15/56 1 TD, Way 6/53

#### Passing

49ers — Young 19/33 for 253 yards, 2 TDs

Giants — Graham 21/41 for 237 yards, 1 INT

#### Receiving

49ers — Owens 5/140 1 TD, Stokes 3/38, Rice 3/25

Giants — Hilliard 6/141, Calloway 5/45, Barber 4/13

#### Defensive Leaders

49ers — McQuarters 9 tackles, Norton 7 tackles, McDonald 7 tackles, 1 INT

Giants — Sparks 10 tackles, Hamilton 7 tackles, Wooten 7 tackles

### GAME 13

#### AT CAROLINA PANTHERS

DECEMBER 6, 1998 @ ERICSSON STADIUM

WON 31-28, OT RECORD 10-3

**K Wade Richey's** 23-yard field goal lifted the San Francisco 49ers to a 31-28 overtime victory against the Carolina Panthers. The game was played in front of 63,332 fans on a 74-degree day at Ericsson Stadium.

Carolina drew first blood in the contest, scoring on the game's opening series. The 12-play, 80-yard drive was capped by a 12-yard **QB Steve Beuerlein**-to-**WR Muhsin Muhammed** scoring toss.

San Francisco answered immediately on its opening possession. A 33-yard kickoff return by **RB Terry Kirby** gave the 49ers solid field position at their own 31-yard line. Eleven plays and 69 yards later, **QB Steve Young** hit **WR J.J. Stokes** from two-yards out for the score.

The 49ers scored their second touchdown of the day on Kirby's third career scoring toss. Taking the handoff from Young, the running back rolled out and found **WR Terrell Owens** uncovered downfield for a 28-yard score and a 14-7 lead.

Kirby contributed again on San Francisco's third score of the first half. With 2:38 remaining in the half, the 49ers took over at their own 28-yard line. Young hit Kirby for a gain of 18 yards on the first play of the drive. Two plays later, Kirby ran a draw play off the right side for 19 yards to the Panthers 35 yard line. The five-play drive was capped when Young connected with Stokes for a second touchdown, this one from 33 yards out.

San Francisco's running backs continued to make big plays as the second half opened. Taking the opening possession of the third quarter at their own 10-yard line, the 49ers relied on the hands and legs of **RB Garrison Hearst**. On third and 13, Hearst took a quick pass from Young and turned it into a 19-yard gain to the 49ers 26-yard line. Two plays later Hearst took a handoff from Young, cut behind blocks by **G Kevin Gogan** and **T Kirk Scrafford**, and raced 71 yards up the sideline for the touchdown. The play was aided by Owens who added a key block at the Panthers 10-yard line.

Carolina answered back with just under one minute remaining in the third quarter when **RB Anthony Johnson** took a short pass from Beuerlein and turned it into a 38-yard touchdown. The Panthers struck again, this time on their opening drive of the fourth quarter. **WR Raghieb Ismail** reeled in a 40-yard touchdown pass from Beuerlein to cap a 76-yard drive and pull the Panthers within seven points. Panthers **RB Tshimanga Biakabutuka** completed the comeback with a 10-yard touchdown run with 6:20 remaining in the game.

After forcing the 49ers to punt, Carolina took over at their own 25-yard line with 5:07 remaining. A time-consuming 10-play drive had the ball at the 49ers 29-yard line with 27 seconds remaining. With a chance to win, Panthers **K John Kasay's** 47-yard field goal sailed wide right and the game headed to overtime.



The 49ers defense set the stage for Richey's game-winning kick. Beuerlein fumbled the snap and **DE Chris Doleman** recovered at the Carolina 30-yard line. Six plays later Richey booted the decisive kick.

**LB Ken Norton Jr.** led the defensive charge with 15 total stops. **S Tim McDonald** posted 13 tackles, one sack and two passes defended. **CB R.W. McQuarters** added eight tackles and **S Merton Hanks** recorded his second interception of the season.

				OT				
49ers	.....	7	14	7	0	3	-	31
Panthers	.....	7	0	7	14	0	-	28
<b>Panthers</b>	— Muhammad	12 pass from Beuerlein (Kasay kick)				6:39		(12-80)
49ers	— Stokes	2 pass from Young (Richey kick)				5:44		(11-69)
49ers	— Owens	28 pass from Kirby (Richey kick)				2:43		(6-56)
49ers	— Stokes	33 pass from Young (Richey kick)				1:15		(5-72)
49ers	— Hearst	71 run (Richey kick)				2:16		(5-90)
<b>Panthers</b>	— Johnson	38 pass from Beuerlein (Kasay kick)				2:21		(5-58)
<b>Panthers</b>	— Ismail	40 pass from Beuerlein (Kasay kick)				2:31		(5-76)
<b>Panthers</b>	— Biakabutuka	10 run (Kasay kick)				2:22		(5-70)
49ers	— FG	Richey 23				3:26		(6-25)
		<b>49ers</b>	<b>Panthers</b>			<b>49ers</b>	<b>Panthers</b>	
First Downs	.....	22	22	Passes (Att/Comp/Ints)	.....	32-20-1	33-18-1	
Total Net Yards	.....	474	429	Punts-Avg	.....	5-46.6	5-42.2	
Net Yards Rushing	.....	236	203	Fumbles-Lost	.....	1-1	3-2	
Net Yards Passing	.....	238	226	Penalties-Yards	.....	7-50	3-20	

### STATISTICAL LEADERS

#### Rushing

**49ers** — Hearst 20/139 1 TD, Kirby 9/68, S. Young 6/29

**Panthers** — Biakabutuka 22/81 1 TD, Johnson 7/66, Ismail 1/36

#### Passing

**49ers** — Young 19/31 for 213 yards 1 INT, 2 TDs, Kirby 1/1 for 19 yards 1 TD

**Panthers** — Beurlein 18/33 for 235 yards 1 INT, 3 TDs

#### Receiving

**49ers** — Rice 5/36, Owens 4/53 1 TD, Stokes 4/53 2 TDs

**Panthers** — Muhammad 8/73 1 TD, Walls 4/47, Ismail 2/47 1 TD, Johnson 2/41 1 TD

#### Defensive Leaders

**49ers** — Norton 15 tackles, McDonald 13 tackles, 1 sack, McQuarters 8 tackles, Hanks 1 INT

**Panthers** — Brady 9 tackles, Davis 6 tackles, McGill 6 tackles

**GAME 14**  
**VS. DETROIT LIONS**  
**DECEMBER 14, 1998 @ 3COM PARK**  
**WON 35-13 RECORD 11-3**

In front of a national audience on *Monday Night Football*, **RB Garrison Hearst** put on a prime-time performance by rushing for a **CAREER-HIGH** 198 yards on 24 carries in a 35-13 victory over the visiting Detroit Lions. Hearst's total was a new San Francisco **TEAM RECORD** as was the 328 rushing yards compiled by the 49ers.

Hearst had the 49ers ground attack working early as he opened the scoring on a five-yard touchdown run in the first quarter. His run capped an impressive nine-play, 80-yard drive in which he carried four times for 34 yards.

The 49ers would add their second touchdown of the day on their next possession. Taking over at its own 27-yard line, San Francisco marched 73 yards in 10 plays with the drive culminating in a one-yard touchdown leap by **RB Terry Kirby**.

San Francisco's third score of the first half capped its longest drive of the season. **QB Steve**



Young hit WR Terrell Owens from one-yard out to put the finishing touches on a 10-play, 98-yard drive. Young would also account for the 49ers fourth score of the day, when he rolled in from nine yards out midway through the third quarter.

The 49ers final score of the day came with 2:12 remaining as Kirby added his second touchdown of the evening. Taking a handoff from QB Ty Detmer, Kirby burst up the middle and stormed his way into the end zone from 31 yards away.

Kirby finished the night with 60 yards rushing on seven carries and Young totaled 66 rushing yards on 10 attempts. WR Jerry Rice caught a team-best four passes for 26 yards.

Not to be outdone by the 49ers impressive ground game was the dominating performance by the 49ers rush defense. The defensive unit held Lions RB Barry Sanders to just 28 yards on 14 carries as Detroit managed just 69 yards on the ground.

Leading the charge for the defense was S Tim McDonald who had eight stops and two passes defensed. S Lance Schulters recorded seven tackles and CB Darnell Walker added five tackles and four passes defensed.

49ers.....	7	14	7	7	-	35
Lions.....	0	0	0	13	-	13

49ers	— Hearst 5 run (Richey kick)	4:42	(9-80)
49ers	— Kirby 1 run (Richey kick)	5:16	(10-73)
49ers	— Owens 1 pass from Young (Richey kick)	4:00	(10-98)
49ers	— Young 9 run (Richey kick)	5:29	(10-70)
Lions	— Moore 24 pass from Reich (Kick blocked)	4:49	(69-72)
49ers	— Kirby 31 run (Richey kick)	1:57	(5-46)
Lions	— Sloan 3 pass from Reich (Hanson kick)	1:10	(6-79)

	49ers	Lions	49ers	Lions
First Downs.....	29	25	Passes (Att/Comp/Ints)....	18-12-1 44-21-2
Total Net Yards.....	409	380	Punts-Avg.....	2-46 4-34
Net Yards Rushing.....	328	69	Fumbles-Lost.....	1-0 0-0
Net Yards Passing.....	81	311	Penalties-Yards.....	9-79 4-38

STATISTICAL LEADERS

Rushing

- 49ers — Hearst 24/198 1 TD, Young 10/66 1 TD, Kirby 7/60 2 TDs
- Lions — Sanders 14/28, Vardell 1/17

Passing

- 49ers — Young 12/18 for 82 yards 1 INT, 1 TD
- Lions — Reich 18/35 for 281 yards, 2 INTs 2 TDs, Batch 3/9 for 35 yards

Receiving

- 49ers — Rice 4/26, Owens 3/16 1 TD, Stokes 2/29
- Lions — Crowell 5/83, Moore 5/81, Morton 5/78, Rivers 2/52

Defensive Leaders

- 49ers — McDonald 8 tackles, Schulters 7 tackles, Walker 5 tackles
- Lions — Jordan 9 tackles, Rice 8 tackles, Fair 7 tackles, Westbrook 6 tackles

**GAME 15**  
**AT NEW ENGLAND PATRIOTS**  
**DECEMBER 20, 1998 @ FOXBORO STADIUM**  
**LOST 24-21 RECORD 11-4**

RB Garrison Hearst established a pair of TEAM RECORDS, but San Francisco fell on the road to the New England patriots, 24-21. K Adam Vinatieri's 35-yard field goal with three seconds remaining provided the difference.

New England opened the scoring with 2:56 remaining in the first quarter. RB Robert Edwards capped a six-play, 48-yard drive with a 19-yard touchdown reception from QB Scott Zolak.



San Francisco put their first points on the board thanks to the familiar combination of **QB Steve Young**-to-**WR Jerry Rice**. Rice ran across the middle, took the pass from Young, broke two tackles and raced 75 yards into the end zone, picking up a block from **RB Terry Kirby** along the way for the score.

The Patriots responded with a big play of their own on their next possession. Zolak connected with **WR Shawn Jefferson** on a 61-yard touchdown pass along the sideline, capping a four-play, 80-yard drive and putting the Patriots back up, 14-7.

The 49ers defense played a role in setting up the team's next score. **S Tim McDonald** intercepted a Zolak pass intended for **TE Ben Coates** and returned 18 yards to the New England 22-yard line. Five plays later Young connected with **WR Terrell Owens** from seven yards out for the score.

The 49ers regained possession with :50 remaining in the half. Five plays later San Francisco had marched to the Patriots 25-yard line with seven seconds remaining. **K Wade Richey** ran on the field to attempt a 42-yard field goal, but the snap was mishandled by **QB Ty Detmer**. Remaining composed, Detmer rolled to his left and found **TE Irv Smith** in the back of the end zone for the touchdown.

After a scoreless third quarter San Francisco maintained a 21-14 lead. The Patriots tied the score with 7:34 remaining in the fourth quarter when Edwards scored his second touchdown of the day, this one on a five-yard run. The run capped an 11-play, 49-yard drive that took 4:44 off the clock. After an exchange of possessions the Patriots took over with 1:48 remaining and drove to the San Francisco 18-yard line where Vinatieri hit the game winner.

Hearst did have a record setting performance in the loss. His 107 yards rushing helped eclipse the single season rushing record established by Roger Craig in 1988. Craig ran for 1,502 yards that season, a number that Hearst had broken by halftime. It was also the fourth consecutive game that Hearst had rushed for 100 or more yards, setting a **TEAM RECORD**.

Young completed 18-of-23 passes for 267 yards and two touchdowns. Rice paced the receiving corps with five receptions for 115 yards. His 75-yard touchdown in the second quarter was his longest since the 1995 season.

Defensively, the 49ers were paced by inside linebackers **Ken Norton Jr.** and **Winfred Tubbs**. Norton recorded a game high 17 tackles and Tubbs posted 14 stops on the day. **S Merton Hanks** recorded his fourth interception of the season and three passes defended.

<b>49ers</b> .....	0	21	0	0	-	21
<b>Patriots</b> .....	7	7	0	10	-	24

<b>Patriots</b>	— Edwards 19 pass from Zolak (Vinatieri kick)	3:46	(6-48)
<b>49ers</b>	— Rice 75 pass from Young (Richey kick)	0:55	(2-76)
<b>Patriots</b>	— Jefferson 61 pass from Zolak (Vinatieri kick)	1:42	(4-80)
<b>49ers</b>	— Owens 7 pass from Young (Richey kick)	2:21	(5-22)
<b>49ers</b>	— Smith 25 pass from Detmer (Richey kick)	0:50	(6-80)
<b>Patriots</b>	— Edwards 5 run (Vinatieri kick)	4:44	(11-49)
<b>Patriots</b>	— FG Vinatieri 35	1:45	(6-23)

	<b>49ers</b>	<b>Patriots</b>		<b>49ers</b>	<b>Patriots</b>
First Downs.....	21	20	Passes (Att/Comp/Ints).....	24-19-2	30-14-2
Total Net Yards.....	410	332	Punts-Avg.....	4-37	5-39.6
Net Yards Rushing.....	151	132	Fumbles-Lost.....	1-1	0-0
Net Yards Passing.....	259	200	Penalties-Yards.....	9-64	5-38

**STATISTICAL LEADERS**

**Rushing**

- 49ers** — Hearst 27/107, Kirby 5/37
- Patriots** — Edwards 24/101

**Passing**

- 49ers** — Young 18/23 for 267 yards 2 INTs, 2 TDs
- Patriots** — Zolak 14/30 for 205 yards 2 INTs 2 TDs

**Receiving**

- 49ers** — Rice 5/115 1 TD, Stokes 4/59, Owens 3/61 1 TD
- Patriots** — Simmons 5/56, Edwards 4/52 1 TD, Coates 3/25, Jefferson 2/72 1 TD

**Defensive Leaders**

- 49ers** — Norton 17 tackles, Tubbs 14 tackles, Hanks 1 INT.
- Patriots** — Milloy 14 tackles, Clay 9 tackles, Slade 9 tackles, Bruschi 8 tackles



**GAME 16**  
**VS. ST. LOUIS RAMS**  
**DECEMBER 27, 1998 @ 3COM PARK**  
**WON 38-19      RECORD 12-4**

**REVIEW**

The San Francisco 49ers closed their 1998 regular season with a 38-19 victory over the visiting St. Louis Rams. **QB Steve Young** passed for 288 yards and two touchdowns, and **CB R.W. McQuarters** returned a punt 72 yards for a touchdown in the victory.

The Rams drew first blood in the contest, scoring on the opening possession of the game. The five-play, 59-yard drive was capped when **QB Steve Bono** connected with **WR Ricky Proehl** on a five-yard scoring toss. San Francisco responded with a 15-play drive that eclipsed 7:25 off the clock. The 72-yard drive was capped by a 20-yard field goal from **K Wade Richey**.

San Francisco took the lead for good early in the second quarter. Taking over at the 20-yard line, Young found a wide open **RB Garrison Hearst** for a 47-yard gain. Four plays later Young hit **WR Jerry Rice** on a four-yard scoring strike and San Francisco surged ahead, 10-7.

The 49ers extended their lead with back-to-back scores to open the third quarter. Richey capped an eight-play, 60-yard drive with his second field goal of the day, this one from 26-yards out. On the ensuing possession, the Rams were forced to punt. **P Rick Tuten** kicked 44 yards to the San Francisco 28-yard line where McQuarters fielded the ball and returned 72 yards for the touchdown. The two-point conversion try was good on a Young-to-**TE Greg Clark** pass.

McQuarters would play a part in the next 49ers score. Fielding a punt at the 49ers 32-yard line, the rookie returned it to the Rams 47. Six plays later, Young scrambled in from 16 yards out to make the score 28-7.

The fourth quarter saw both teams put points on the board. St. Louis opened the quarter with a 25-yard Bono to **RB Amp Lee** touchdown. A 44-yard field goal from Richey was followed by a 17-yard touchdown pass from Bono to Proehl. The touchdown capped a five-play, 81-yard drive for the Rams.

The final score of the day came on a record-setting pass from Young. His 24-yard touchdown pass to **WR Terrell Owens** was his 36th of the season, setting a **CAREER-HIGH** and breaking his own **TEAM RECORD**.

Owens paced the receiving corps with five receptions for 85 yards and one touchdown. It was the eighth consecutive game that Owens has recorded a receiving touchdown. **RB Terry Kirby** had a solid afternoon finishing with a team-high 60 yards rushing on 16 carries and catching four passes for 35 yards. Hearst had three receptions for 58 yards before leaving the game with a strained hamstring in the second quarter.

**LB Ken Norton Jr.** led the defensive effort with eight tackles. McQuarters recorded eight stops and two passes defensed, while **DT Junior Bryant** added three stops and one sack for minus 15 yards.

49ers.....	3	7	18	10	-	38
Rams .....	7	0	0	12	-	19

Rams	— Proehl 5 pass from Bono (Wilkins kick)	3:16	(5-59)
49ers	— FG Richey 20	7:25	(15-72)
49ers	— Rice 4 pass from Young (Richey kick)	2:45	(6-80)
49ers	— FG Richey 26	4:22	(8-60)
49ers	— McQuarters 72 punt return (Clark-Young pass)		(1-72)
49ers	— Young 16 run (Richey kick)	2:48	(6-47)
Rams	— Lee 25 pass from Bono (Kick failed)	4:59	(11-78)
49ers	— FG Richey 44	6:33	(11-46)
Rams	— Proehl 17 pass from Bono (Two-Point attempt failed)	1:44	(5-81)
49ers	— Owens 24 pass from Young (Richey kick)	1:37	(5-38)

	49ers	Rams	49ers	Rams
First Downs.....	22	17	Passes (Att/Comp/Ints)....	32-22-0    41-19-1
Total Net Yards.....	397	321	Punts-Avg .....	5-38.2    6-42.7Net
Yards Rushing.....	120	57	Fumbles-Lost .....	0-0    1-0
Net Yards Passing.....	277	264	Penalties-Yards.....	6-40    3-15



## STATISTICAL LEADERS

**Rushing**

**49ers** — Kirby 16/60, Hearst 10/21, Young 4/20

**Rams** — Henley 13/51

**Passing**

**49ers** — Young 22/32 for 288 yards 2 TDs

**Rams** — Bono 15/30 for 240 yards 1 INT, 3 TDs

**Receiving**

**49ers** — Owens 5/85 1 TD, Rice 4/49 1 TD, Kirby 4/35, Hearst 3/58, Clark 3/46

**Rams** — Proehl 7/100 2 TDs, Henley 5/64, Lee 4/46 1 TD, Kennison 2/48

**Defensive Leaders**

**49ers** — McQuarters 8 tackles, Norton 8 tackles, Hanks 4 tackles, Walker 5 tackles, 1 INT, Bryant 3 tackles, 1 sack

**Rams** — Fletcher 8 tackles, Jenkins 8 tackles, Mike A. Jones 8 tackles, Phifer 6 tackles

**POSTSEASON GAME 1—NFC WILD CARD GAME  
VS. GREEN BAY PACKERS  
JANUARY 3, 1999 @ 3COM PARK  
WON 30-27**

**QB Steve Young** threw three touchdown passes, including a 25-yard strike to **WR Terrell Owens** with three seconds remaining as San Francisco edged Green Bay, 30-27.

The 49ers forced three Green Bay turnovers and racked up 178 yards rushing, including 128 yards on 22 carries by **RB Garrison Hearst**, but still needed last-second heroics to defeat their rival and nemesis.

On a crystal clear day in the Bay Area, it was the Packers who opened the scoring on a 23-yard field goal from **K Ryan Longwell** midway through the first quarter. San Francisco answered with help from a big play defense. **S Merton Hanks** forced a fumble by **RB Dorsey Levens**, and the ball was recovered by **DE Chris Doleman** at the Green Bay 19-yard line. Three plays later Young connected with **TE Greg Clark** from one-yard out for the touchdown and a 7-3 lead.

Just four seconds into the second quarter, the Packers regained the lead on a two-yard scoring toss from **QB Brett Favre** to **WR Antonio Freeman**. The score capped a nine-play, 62-yard drive. San Francisco tied the score on the first of three **K Wade Richey** field goals, this one from 34 yards out with 6:53 remaining in the half. The Packers surged back ahead with 36 seconds remaining when Levens bowled into the end zone from two-yards out. The extra point by Longwell was good and Green Bay took a 17-10 halftime lead.

The third quarter opened with another big play from the 49ers defense. With Green Bay driving at their own 41-yard line, **DE Charles Haley** pressured Favre into an errant pass that was intercepted by **LB Lee Woodall**, who returned 17 yards to the Packer 33-yard line. Five plays later, the score was tied for a third time when Young hit Clark from eight-yards out for the score.

The 49ers reclaimed the lead midway through the quarter on a **TEAM-POSTSEASON RECORD** and **CAREER-HIGH** 48-yard field goal from Richey. The kick capped an 11-play, 48-yard drive that took 5:33 off the clock.

In a game that saw five lead changes and three ties, the fourth quarter became particularly dramatic. Longwell answered Richey's 48-yard kick with a 37-yard effort of his own to tie the game at 20-20 at the beginning of the fourth. On the ensuing possession, San Francisco marched 51 yards in 10 plays and capped the drive with a 40-yard field goal by Richey to reclaim the lead at 23-20. With 4:19 remaining in the game, Green Bay took over at their own 11-yard line. From there, Favre would lead his team on a nine-play, 89-yard scoring drive. The drive was capped when Favre hit Freeman from 15-yards out for the touchdown and a 27-23 lead with 1:56 remaining in the game.

The Packer touchdown set up one of the most memorable sequences in 49ers' history. San Francisco took possession at their own 24-yard line with 1:50 remaining and three time outs to their credit. From there Young would lead the team on a drive for the ages. Young opened the drive with completions of 17 and nine yards to **WR J.J. Stokes**. His third straight completion was for three yards to **FB Marc Edwards**, who broke three tackles to pick up a first down. After using the first timeout, Young threw incomplete to Stokes and then had a six-yard completion to **WR Jerry Rice**. The 49ers second timeout was followed by a nine-yard completion to **RB Terry Kirby** who ran out of bounds at the Green Bay 32-yard line. A seven-yard completion to **RB Garrison Hearst**



was followed by the 49ers final timeout with 14 seconds remaining on the clock. After the timeout, Young passed incomplete to Stokes and eight seconds remained on the clock. On the next play Young dropped back, stumbled and threw a 25-yard touchdown strike to Owens who was sandwiched in the end zone by **S Pat Terrell** and **S Darren Sharper**.

**CB Marquez Pope** and Woodall paced the defensive effort with eight tackles each. Woodall also recorded an interception and had two passes defended. **DT Brentson Buckner** added six tackles, while **LB Ken Norton Jr.** and **DT Junior Bryant** recorded five stops each. **CB Darnell Walker** added an interception.

49ers.....	7	3	10	10	-	30
Packers .....	3	14	0	10	-	27

Packers	— FG Longwell 23
49ers	— Clark 1 pass from Young (Richey kick)
Packers	— Freeman 2 pass from Favre (Longwell kick)
49ers	— FG Richey 34
Packers	— Levens 2 run (Longwell kick)
49ers	— Clark 8 pass (Richey kick)
49ers	— FG Richey 48
Packers	— FG Longwell 37
49ers	— FG Richey 40
Packers	— Freeman 15 pass from Favre (Longwell kick)
49ers	— Owens 25 pass from Young (Richey kick)

	49ers	Packers		49ers	Packers
First Downs.....	20	24	Passes (Att/Comp/Ints).....	32-18-2	35-20-2
Total Net Yards.....	347	403	Punts-Avg .....	3-40.0	2-50.5
Net Yards Rushing .....	178	121	Fumbles-Lost.....	1-1	3-2
Net Yards Passing.....	169	282	Penalties-Yards .....	6.50	4-42

### STATISTICAL LEADERS

#### Rushing

49ers	— Hearst 22/128, Kirby 5/32, Young 3/16
Packers	— Levens 27/116

#### Passing

49ers	— Young 18/32/182 yards, 3 TDs, 2 INTs
Packers	— Favre 20/35/292 yards, 2 TDs, 2 INTs

#### Receiving

49ers	— Stokes 5/58, Owens 3/73, 1 TD, Hearst 3/15, Clark 3/13, 2 TDs
Packers	— Levens 6/37, Freeman 4/75, 2 TDs, Henderson 3/55

#### Defensive Leaders

49ers	— Pope 8 tackles, Woodall 8 tackles, 1 INT, Buckner 6 tackles, Norton 5 tackles, Doleman 2 tackles, 1 sack
Packers	— Harris 9 tackles, 1 sack, Williams 6 tackles, Koonce 5 tackles, 1 INT, Sharper 5 tackles, 1 INT

**POSTSEASON GAME 2—NFC DIVISIONAL PLAYOFF GAME**  
**AT ATLANTA FALCONS**  
**JANUARY 9, 1999 @ GEORGIA DOME**  
**LOST 20-18**

With San Francisco's NFL-leading running game a mere shell of itself, the Atlanta Falcons forced three turnovers and held off the 49ers, 20-18, in the NFC Divisional Playoff at the Georgia Dome.

San Francisco's hope of controlling the game on the ground came to a screeching halt on the first play from scrimmage when **RB Garrison Hearst** fractured the tibia in his left leg on an inside run that had gained seven yards. With Hearst out and **RB Terry Kirby** hobbled with a bruised leg, the 49ers managed just 46 yards on the ground.



Atlanta's rushing attack flourished in the first half thanks to the power running of RB **Jamal Anderson**, who scored on a two-yard run in the first quarter to give the Falcons a 7-0 lead.

Atlanta increased its lead to 14-0 when Anderson finished off a 34-yard run with a spread eagle dive into the end zone with 3:12 left in the second quarter. The touchdown run capped a seven-play, 82-yard drive.

San Francisco snatched the momentum from the Falcons by putting together a pair of scoring drives just before the half. The 49ers answered Atlanta's second touchdown march with a nine-play, 80-yard drive that concluded with the familiar end zone combination of QB **Steve Young** to WR **Jerry Rice** from 17 yards out. It was Rice's 19th career postseason touchdown. With just under one minute to play in the first half, DE **Charles Haley** chased QB **Chris Chandler** and deflected his pass into the waiting arms of DT **Junior Bryant**, who returned it four yards to the Atlanta 36-yard line. K **Wade Richey** made it a 14-10 game at the half with a 36-yard field goal as time expired.

The 49ers carried that momentum into the third quarter, nearly tripling Atlanta's offensive output in the second half (187 yards to 68), but turnovers did not allow them to complete the comeback. The Falcons thwarted two drives with a pair of interceptions, including one by S **Eugene Robinson** that was returned 77 yards to set up a K **Morten Andersen** 29-yard field goal. Leading 17-10, Andersen added another 32-yard field goal to give the Falcons a 10-point edge with 10:33 remaining.

San Francisco responded to Atlanta's three pointer with a 13-play, 87-yard drive that Young finished himself with an eight-yard touchdown run. A two-point pass from QB **Ty Detmer**-to-TE **Greg Clark** made it 20-18 with 2:57 left.

After Atlanta used up 2:19 of the clock, the 49ers got the ball back at their own four-yard line, but were only able to move to the 26 before Young's Hail Mary attempt was intercepted as time expired.

After rushing for 83 yards on 13 carries in the first half, Anderson was limited to 30 yards on 16 carries in the second half by San Francisco's defense. LB **Winfred Tubbs** made a game-high 10 tackles, while DE **Chris Doleman** made six stops and one sack.

49ers.....	0	10	0	8	-	18
Falcons.....	7	7	3	3	-	20

- Falcons — Anderson 2 run (Andersen kick)
- Falcons — Anderson 34 run (Andersen kick)
- 49ers — Rice 17 pass from Young (Richey kick)
- 49ers — FG Richey 36
- Falcons — FG Andersen 29
- Falcons — FG Andersen 32
- 49ers — Young 8 run (Clark-Detmer pass)

	49ers	Falcons		49ers	Falcons
First Downs.....	15	16	Passes (Att/Comp/Ints).....	37-23-3	19-13-1
Total Net Yards.....	334	289	Punts-Avg.....	4-47.3	3-41
Net Yards Rushing.....	46	136	Fumbles-Lost.....	2-0	0-0
Net Yards Passing.....	288	153	Penalties-Yards.....	8-47	6-51

**STATISTICAL LEADERS**

**Rushing**

- 49ers — Kirby 9/22, Young 6/19, Hearst 1/7
- Falcons — Anderson 29/113, 2 TDs, Downs 1/16

**Passing**

- 49ers — Young 23/37, 289 yards, 1 TD, 3 INTs
- Falcons — Chandler 13/19, 169 yards, 1 INT

**Receiving**

- 49ers — Owens 8/73, Stokes 5/76, Rice 3/63, 1 TD
- Falcons — Mathis 5/71, Martin 4/63, Kozlowski 2/3

**Defensive Leaders**

- 49ers — Tubbs 10 tackles, Doleman 6 tackles, 1 sack, McDonald 6 tackles, Walker 5 tackles, Norton 5 tackles, Woodall 5 tackles
- Falcons — Bennett 8 tackles, Tuggle 8 tackles, Crockett 5 tackles, Brooking 4 tackles



# HOW THE 49ERS RANKED IN 1998

## OFFENSE

Category	49ers	NFC Rank	NFC Leader	NFL Rank	NFL Leader
Total Points	479	2	Minnesota (556)	2	Minnesota (556)
Points Per Game	29.93	2	Minnesota (34.75)	3	Minnesota (34.75)
Touchdowns	61	2	Minnesota (64)	3	Minnesota (64)
First Downs	381	1	San Francisco (381)	1	San Francisco (381)
Total Yards	6,800	1	San Francisco (6,800)	1	San Francisco (6,800)
Rushing Yards	2,544	1	San Francisco (2,544)	1	San Francisco (2,544)
Passing Yards	4,256	2	Minnesota (4,328)	2	Minnesota (4,328)
Times Sacked	53	9t	Dallas (19)	23	Dallas (19)
Penalties	133	15	Chicago (86)	28	Cincinnati (69)
Interceptions	15	7t	Dallas (8)	9	Dallas (8)
Fumbles Lost	15	11t	Minnesota (4)	24t	Minnesota (4)

## DEFENSE

Category	49ers	NFC Rank	NFC Leader	NFL Rank	NFL Leader
Points Allowed	328	7	Dallas (275)	13	Miami (265)
Points Per Game	20.5	7	Dallas (17.18)	13	Miami (16.56)
TDs Allowed	39	7t	Tampa Bay (31)	18t	Miami (28)
First Downs Allowed	297	8	Tampa Bay (244)	16	Tampa Bay (244)
Total Yards Allowed	5,343	12	Tampa Bay (4,345)	23	San Diego (4,208)
Rush. Yards Allowed	1,610	4	Atlanta (1,203)	9t	San Diego (1,140)
Pass. Yards Allowed	3,733	14	Philadelphia (2,720)	29	Philadelphia (2,720)
Sacks	51	2	N.Y. Giants (54)	3	N.Y. Giants (54)
Interceptions	21	1t	New Orleans, SF (21)	4t	Miami (29)
Opp. Fumbles Recov.	12		Chicago (19)		Chicago (19)
Takeaway-Giveaway Ratio	+3	4t	Atlanta (+20)	10t	Atlanta (+20)

## TOP 49ERS RECEIVING TRIOS

	Yards	Rec.	Receivers	Year
1.	3,178	222	Rice, Jones, Taylor	1993
2.	3,176	215	Rice, Rathman, Taylor	1989
3.	3,105	269	Rice, Loville, Jones	1995
4.	3,024	212	Rice, Owens, Stokes	1998
5.	2,997	205	Rice, Jones, Taylor	1990



## ANNUAL LEN ESHMONT AWARD

The Eshmont Award, the 49ers most prestigious annual honor, has been given each year to the Niner who best exemplifies the "inspirational and courageous play" of Len Eshmont. A player from the original 1946 Forty Niners' team, Eshmont coached at Navy and Virginia, following his playing days with the 49ers. Eshmont died in 1957.

Listed below are the 49ers' annual Len Eshmont Award winners since its inception in 1957:

1957	QB Y.A. Tittle	1979	RB Paul Hofer
1958	FB Joe Perry	1980	DT Archie Reese
1959	HB J.D. Smith	1981	TE Charle Young
1960	S Dave Baker	1982	WR Dwight Clark
1961	DT Leo Nomellini	1983	RB/ST Bill Ring
1962	DE Dan Colchico	1984	LB Keena Turner
1963	T Bob St. Clair	1985	FB Roger Craig
1964	DT Charlie Krueger	1986	QB Joe Montana
1965	QB John Brodie	1987	WR Jerry Rice
1966	HB John David Crow	1988	NT Michael Carter
1967	LB Dave Wilcox		RB Roger Craig
1968	LB Matt Hazeltine	1989	QB Joe Montana
1969	CB Jimmy Johnson	1990	DE Kevin Fagan
1970	S Roosevelt Taylor		LB Charles Haley
1971	LB Ed Beard	1991	WR John Taylor
1972	DE Tommy Hart	1992	QB Steve Young
1973	S Mel Phillips	1993	WR Jerry Rice
1974	T Len Rohde	1994	QB Steve Young
1975	CB Jimmy Johnson	1995	FB William Floyd
1976	DE Tommy Hart	1996	DT Bryant Young
1977	S Mel Phillips	1997	DT Dana Stubblefield
1978	RB Paul Hofer	1998	DT Bryant Young

## PRO BOWLING

Jerry Rice has been selected to 12 Pro Bowls, second only to Reggie White's 13. Rice holds the team record with 11 consecutive invitations (1986-96). He was selected but did not play in 1986, '89 and '95. Rice holds the NFL record for most career receptions in the Pro Bowl with 28.



# 1998 AWARD WINNING 49ERS

## PRO BOWL

**RB Garrison Hearst** — Selected to his first career Pro Bowl after rushing for a career-high 1,570 yards and seven touchdowns.

**G Kevin Gogan** — Named to his second consecutive and third career Pro Bowl after helping San Francisco lead the NFL in rushing.

**LB Winfred Tubbs** — Earned his first career Pro Bowl trip after being named the NFC “need player” by NFC Pro Bowl head coach Dennis Green.

**WR Jerry Rice** — Selected to his 13th Pro Bowl, the 2nd most in NFL history, after posting 82 receptions for 1,157 yards and nine touchdowns.

**QB Steve Young** — Participated for the seventh consecutive season after throwing for 4,107 yards and a league-best 36 touchdowns.

## ALL-PRO / ALL-NFC

**DT Bryant Young** — Named All-Pro by *Sports Illustrated* and *The Sporting News* (1st Team)...AP and *College & Pro Football Weekly* (2nd Team).

**FS Merton Hanks** — Named All-Pro by *USA Today* (1st Team).

**G Kevin Gogan** — Named All-Pro by *Sports Illustrated*, *College & Pro Football Weekly*, AP (2nd Team) and *Football Digest* (2nd Team)...Named All-NFC by *Pro Football Weekly* and *Football News*.

**DT Bryant Young** — Named All-Pro by *Sports Illustrated*, *Sporting News*, AP (2nd Team) and *College & Pro Football Weekly* (2nd Team).

**QB Steve Young** — Named All-Pro by *USA Today*, *Sporting News*, AP (2nd Team) and *College & Pro Football Weekly* (2nd Team).

**WR Terrell Owens** — Named All-Pro by *Football Digest* (2nd Team).

**RB Garrison Hearst** — Named All-Pro by *College & Pro Football Weekly* and *Football Digest* (2nd Team)...Named All-NFC by *Pro Football Weekly* and *Football News*.

## ALL-ROOKIE

**CB R.W. McQuarters** — *College & Pro Football Weekly*.

## LEN ESHMONT

**DT Bryant Young** — Became the 44th recipient of the team’s most prestigious award. In a vote by teammates, the award is given annually to the 49er who best exemplifies the “inspiration and courageous play” of Len Eshmont. The award was first presented in 1957.

## MATT HAZELTINE IRON MAN AWARD

**DT Bryant Young** — In memory of former 49ers linebacker Matt Hazeltine, who died of ALS (Lou Gehrig’s disease), the award is given annually to the 49er defensive player who best displays leadership, inspiration and productivity.

## ED BLOCK AWARD

**WR Jerry Rice** — Was the team’s recipient for his display of courage in overcoming injury or hardship. Rice returned for his 14th NFL season after undergoing two major surgeries on his left knee in 1997.

## GARRY NIVER AWARD

**S Tim McDonald** — Given annually to the 49er player who is most cooperative with the media.



### NFC PLAYERS OF THE WEEK / MONTH

**RB Garrison Hearst** — Offensive Player-of-the-Week (Week 1) - Rushed for 187 yards and two touchdowns on 20 carries, including game-winning 96 yard touchdown run in overtime to defeat the New York Jets, 36-20. His rushing total was a career-high and the 96-yard run set a team-record, breaking Hugh McElhenny's 89-yard effort in 1952.

**QB Steve Young** — Offensive Player-of-the-Month (September) - Completed 75 of 117 (64.1) passes for 1,053 yards, nine touchdowns and two interceptions for a 111.5 passer rating as the 49ers went 3-0.

**QB Steve Young** — Offensive Player-of-the-Week (Week 2) - Young rushed for one touchdown and completed 21 of 32 passes (65.6) for 303 yards, three touchdowns and no interceptions for a 127.5 passer rating in a 45-10 victory over the Washington Redskins.

**QB Steve Young** — Offensive Player-of-the-Week (Week 7) - Completed 33 of a career-high 51 attempts for 331 yards and two touchdowns, and rushed for 60 yards and two touchdowns in the 49ers 34-31 comeback win over the Indianapolis Colts. It was Young's sixth consecutive 300+ yard passing game, breaking a tie with Joe Montana for the NFL's all-time record. He also scored his 39th and 40th rushing touchdowns, tying Jack Kemp for the most in a career by a quarterback.

**QB Steve Young** — Offensive Player-of-the-Week (Week 17) - Completed 22-of-33 passes for 288 yards and two touchdowns with no interceptions. Also had four carries for 20 yards and one touchdown in 38-19 victory over the St. Louis Rams.

### ALL-MADDEN

**G Kevin Gogan** — Selected for the third time, his second as a 49er.

**RB Garrison Hearst** — Selected for first time in career.

**WR Terrell Owens** — Second consecutive honor.

**DT Bryant Young** — Selected for the third consecutive year.


**QB Steve Young** — Selected for the seventh consecutive year.

### ECLIPSING CRAIG

Combine 1998 with 1997 and Garrison Hearst has 2,589 rushing yards, the highest consecutive-season rushing total in team history. Roger Craig had San Francisco's highest rushing total in consecutive seasons with 2,556 yards in 1988-89.

### NFL'S ALL-TIME LEADING OFFENSES


1.	Miami	6,936 yards	1984
2.	San Francisco	6,801 yards	1998
3.	San Diego	6,744 yards	1981
4.	San Diego	6,535 yards	1985



Junior Bryant had a breakout year in 1998. The defensive tackle set CAREER-HIGH's with 46 tackles and five sacks in his first full season as a starter. The sixth-year veteran also proved to be the most durable of the 49ers defensive linemen, starting and playing in every regular season game and both postseason games.

### — POSTSEASON EXPERIENCE —

Although he missed the 1997 playoffs with a knee injury, Jerry Rice leads the 49ers with 23 postseason games played, all starts. Steve Young has played in 22 games, including 14 starts. Ken Norton Jr. has played and started 18 postseason games.



**RECORDS**



# 49ERS INDIVIDUAL RECORDS (NFL 1950-98)

## COACHING

- Games (Includes Postseason)**  
 166 Bill Walsh (1979-88)  
 125 George Seifert (1989-96)  
 117 Dick Nolan (1968-75)
- Wins (Includes Postseason)**  
 108 George Seifert (1989-96)  
 102 Bill Walsh (1979-88)  
 72 Lawrence "Buck" Shaw (1946-54)
- Consecutive Wins (Single Regular Season)**  
 13 Steve Mariucci (1997)  
 10 George Seifert (1990, 94)  
 9 Bill Walsh (1984)
- Consecutive Wins (Regular Season)**  
 15 George Seifert (1989-90)  
 13 Steve Mariucci (1997)  
 10 George Seifert (1990, 94)
- Losses (Includes Postseason)**  
 63 Bill Walsh (1979-88)  
 56 Dick Nolan (1968-75)  
 40 Lawrence "Buck" Shaw (1946-54)
- Consecutive Losses**  
 9 Pete McCulley/Fred O'Conner (1978)  
 8 Bill Walsh (1980)  
 7 Dick Nolan (1974)  
 Bill Walsh (1979)
- Winning Percentage (Includes Postseason)**  
 75.5 George Seifert (1989-96)  
 75.0 Steve Mariucci (1997-98)  
 63.8 Lawrence "Buck" Shaw (1946-54)  
 61.8 Bill Walsh (1979-88)
- Seasons**  
 10 Bill Walsh (1979-88)  
 9 Lawrence "Buck" Shaw (1946-54)  
 8 George Seifert (1989-96)  
 Dick Nolan (1968-75)
- Consecutive Winning Seasons**  
 8 George Seifert (1989-96)  
 6 Bill Walsh (1983-88)  
 4 Lawrence "Buck" Shaw (1951-54)
- Division Titles**  
 6 Bill Walsh (1981, 83-84, 86-88)  
 6 George Seifert (1989-90, 92-95)  
 3 Dick Nolan (1970-72)
- Consecutive Division Titles**  
 4 George Seifert (1992-95)  
 3 Dick Nolan (1970-72)  
 3 Bill Walsh (1986-88)

## SERVICE

### GAMES PLAYED

- Career**  
 212 Jimmy Johnson, DB (1961-76)  
 208 Len Rohde, T (1960-74)  
 206 Jerry Rice, WR (1985-curr.)  
 200 John Brodie, QB (1957-73)
- Consecutive games**  
 208 Len Rohde, T (1960-74)  
 189 Jerry Rice, WR (1985-97)  
 174 Leo Nomellini, DT (1950-63)

## SCORING

### POINTS

- Career**  
 1,058 Jerry Rice (1985-curr.), 175 TD,  
 4 2-PT Conversion  
 979 Ray Wersching (1977-87), 409 PAT, 190 FG  
 738 Tommy Davis (1959-69), 348 PAT, 130 FG
- Season**  
 138 Jerry Rice (1987), 23 TD  
 136 Mike Cofer (1989), 49 PAT, 29 FG  
 131 Ray Wersching (1984), 56 PAT, 25 FG
- Game**  
 30 Jerry Rice, at Atlanta (10-14-90), 5 TD  
 26 Gordy Soltau, vs. L.A. Rams (10-28-51), 3 TD, 1 FG, 5 PAT  
 24 Jerry Rice, at Tampa Bay (11-14-93), 4 TD  
 Billy Kilmer, at Minnesota (10-15-61), 4 TD

### TOUCHDOWNS

- Career**  
 \*175 Jerry Rice (1985-curr.), 164 rec., 10 rush,  
 1 fum. rec.  
 66 Roger Craig (1983-90), 50 rush, 16 rec.  
 61 Ken Willard (1965-73), 45 rush, 16 rec.
- Season**  
 23 Jerry Rice (1987), 22 rec., 1 rush  
 17 Jerry Rice (1995), 15 rec., 1 rush, 1 fum. rec.  
 Jerry Rice (1989), 17 rec.  
 16 Jerry Rice (1986), 15 rec., 1 rush
- Game**  
 5 Jerry Rice, at Atlanta (10-14-90), 5 rec.  
 4 Jerry Rice, at Tampa Bay (11-14-93), 4 rec.  
 Billy Kilmer, at Minnesota (10-15-61), 4 rush

### EXTRA POINTS ATTEMPTED

- Career**  
 425 Ray Wersching (1977-87)  
 350 Tommy Davis (1959-69)  
 302 Gordy Soltau (1950-58)
- Season**  
 62 Doug Brien (1994)  
 61 Mike Cofer (1993)  
 56 Ray Wersching (1984)
- Game**  
 8 Mike Cofer, vs. Atlanta (10-18-92)  
 7 Mike Cofer, at Detroit (12-19-93)  
 Mike Cofer, vs. Chicago (12-23-91)  
 Ray Wersching, vs. L.A. Rams (12-27-87)  
 Bruce Gossett, at Atlanta (10-29-72)  
 Tommy Davis, at Detroit (10-1-61)

### EXTRA POINTS MADE

- Career**  
 409 Ray Wersching (1977-87)  
 348 Tommy Davis (1959-69)  
 289 Mike Cofer (1988-93)
- Season**  
 60 Doug Brien (1994)  
 59 Mike Cofer (1993)  
 56 Ray Wersching (1984)

\*NFL Record

**Game**

- 8 Mike Cofer, vs. Atlanta (10-18-92)
- 7 Mike Cofer, at Detroit (12-19-93)
- Mike Cofer, vs. Chicago (10-23-91)
- Ray Wersching, vs. L.A. Rams (12-27-87)
- Bruce Gossett, at Atlanta (10-29-72)
- Tommy Davis, at Detroit (10-1-61)

**CONSECUTIVE EXTRA POINTS MADE****Career**

- 234 Tommy Davis (9-27-59 to 12-12-65)

**Season**

- 56 Ray Wersching (1984)
- 51 Ray Wersching (1983)
- 40 Jeff Wilkins (1996)

**Game**

- 8 Mike Cofer, vs. Atlanta (10-18-92)

**FIELD GOALS ATTEMPTED****Career**

- 276 Tommy Davis (1959-69)
- 261 Ray Wersching (1977-87)
- 194 Mike Cofer (1988-93)

**Season**

- 38 Mike Cofer (1988)
- 36 Gary Anderson (1997)
- Bruce Gossett (1971)
- 34 Jeff Wilkins (1996)

**Game**

- 6 Jeff Wilkins, vs. Atlanta (9-29-96)
- Ray Wersching, at New Orleans (10-16-83)
- Tommy Davis, at L.A. Rams (10-17-65)
- Tommy Davis, at Dallas (11-20-60)
- Gordy Soltau, at Green Bay (11-23-58)

**FIELD GOALS MADE****Career**

- 190 Ray Wersching (1977-87)
- 130 Tommy Davis (1959-69)
- 128 Mike Cofer (1988-93)

**Season**

- 30 Jeff Wilkins (1996)
- 29 Gary Anderson (1997)
- Mike Cofer (1989)
- 27 Mike Cofer (1988)

**Game**

- 6 Jeff Wilkins, vs. Atlanta (9-29-96)
- Ray Wersching, at New Orleans (10-16-83)
- 5 Bruce Gossett, vs. Denver (9-23-73)
- 4 Bruce Gossett, at St. Louis (10-24-71)
- Bruce Gossett, vs. Green Bay (11-1-70)
- Bruce Gossett, vs. Denver (10-25-70)
- Tommy Davis, at Dallas (11-20-60)
- Gordy Soltau, vs. L.A. Rams (10-7-56)

**Long**

- 56 Mike Cofer, at Atlanta (10-14-90)
- 54 Steve Mike-Mayer, at L.A. Rams (11-9-75)
- Bruce Gossett, vs. New Orleans (10-21-73)
- 53 Tommy Davis, at L.A. Rams (10-17-65)
- Tommy Davis, vs. Chicago (10-4-64)

**50+ Yards Career**

- 5 Mike Cofer (1988-93)
- 3 Ray Wersching (1977-87)
- Bruce Gossett (1970-74)
- Tommy Davis (1959-69)
- 2 Steve Mike-Mayer (1975-76)

**Consecutive Field Goals Made**

- 17 Mike Cofer (12-4-88 to 10-1-89)
- 16 Gary Anderson (9-14-97 to 11-10-97)
- 13 Bruce Gossett (10-14-73 to 12-2-73)

**Consecutive Games Field Goal Made**

- 25 Bruce Gossett (11-29-70 to 10-15-72)

**FIELD GOAL PCT.****Career (100+ attempts)**

- 72.8 Ray Wersching (1977-87), 190-261
- 66.0 Mike Cofer (1988-93), 128-194
- 64.7 Bruce Gossett (1970-74), 99-153

**Season (20+ attempts)**

- 88.2 Jeff Wilkins (1996), 30-34
- 83.3 Ray Wersching (1983), 25-30
- Ray Wersching (1979), 20-24
- 80.6 Gary Anderson (1997), 29-36
- Mike Cofer (1989), 29-36

**SAFETIES****Career**

- 3 Charlie Krueger (1959-73)
- 2 Bryant Young (1994-curr.)
- 1 11 players (Last time-Darin Jordan, at L.A. Rams, 11-25-91)

**Season**

- \*2 Bryant Young (1996)

**RUSHING****ATTEMPTS****Career**

- 1,686 Roger Craig (1983-90)
- 1,582 Ken Willard (1965-73)
- 1,475 Joe Perry (1950-60, 63)

**Season**

- 310 Garrison Hearst (1998)
- Roger Craig (1988)
- 271 Roger Craig (1989)
- 268 Delvin Williams (1977)

**Game**

- 34 Delvin Williams, at St. Louis (10-31-76)
- 31 J.D. Smith, at Chicago (10-14-62)
- J.D. Smith, at Baltimore (10-7-62)
- 28 Garrison Hearst, at Carolina (9-29-97)
- J.D. Smith, vs. Minnesota (11-26-61)

**YARDS GAINED****Career**

- 7,344 Joe Perry (1950-60, 63)
- 7,064 Roger Craig (1983-90)
- 5,930 Ken Willard (1965-73)

**Season**

- 1,570 Garrison Hearst (1998)
- 1,502 Roger Craig (1988)
- 1,262 Wendell Tyler (1984)
- 1,203 Delvin Williams (1976)

**Game**

- 198 Garrison Hearst, vs. Detroit (12-14-98)
- 194 Delvin Williams, at Dallas Texans (10-5-52)
- 190 Roger Craig, at L.A. Rams (10-16-88)
- Wilbur Jackson, vs. New Orleans (11-27-77)
- 187 Garrison Hearst, vs. N.Y. Jets (9-6-98)

**Long**

- 961 Garrison Hearst, vs. N.Y. Jets (9-6-98)
- 891 Hugh McElhenny, at Dallas Texans (10-5-52)
- 861 Hugh McElhenny, at Green Bay (11-18-56)



## 100-YARD GAMES

## Career

- 18 Joe Perry (1948-60, 63)
- 14 Roger Craig (1983-90)
- 12 J.D. Smith (1956-64)
- Hugh McElhenny (1952-60)

## Season

- 6 Garrison Hearst, 1998
- Roger Craig, 1988
- 5 J.D. Smith, 1959
- Joe Perry, 1953
- 4 Ricky Watters, 1992
- Wendell Tyler, 1984
- Delvin Williams, 1976
- Hugh McElhenny, 1956

## Consecutive Games

- 4 Garrison Hearst (11-30-98 to 12-20-98)
- 3 Billy Kilmer, (10-1-61 to 10-15-61)
- J.D. Smith, (10-7-62 to 10-21-62)

## AVERAGE GAIN

## Career (250+ attempts)

- 5.9 Steve Young (1987-curr.)
- 5.1 John Brodie (1957-73)
- 4.9 Wendell Tyler (1983-86)
- Billy Kilmer (1961-66)
- Joe Perry (1950-60, 63)
- Hugh McElhenny (1952-60)
- Joe Arenas (1951-57)

## Season (100+ attempts)

- 6.1 Joe Perry (1958), 125-758
- Joe Perry (1954), 173-1,049
- 5.4 Delvin Williams (1975), 117-631
- 5.3 Joe Perry (1953), 192-1,018

## Game (10+ attempts)

- 13.4 Joe Perry, vs. Detroit (11-2-58), 13-174
- 11.9 Wilbur Jackson, vs. New Orleans (11-27-77), 16-190
- 10.0 Hugh McElhenny, at Dallas Texans (10-5-52), 17-170

## 1,000-YARD SEASONS

## Seasons

- 3 Roger Craig (1985, 1988-89)
- 2 Garrison Hearst (1997-98)
- Joe Perry (1953-54)

## Consecutive Seasons

- 2 Garrison Hearst (1997-98)
- Roger Craig (1988-89)
- Joe Perry (1953-54)

## RUSHING TOUCHDOWNS

## Career

- 50 Roger Craig (1983-90)
- Joe Perry (1950-60, 63)
- 45 Ken Willard (1965-73)
- 37 J.D. Smith (1956-64)

## Season

- 10 Derek Loville (1995)
- Ricky Watters (1993)
- Billy Kilmer (1961)
- J.D. Smith (1959)
- Joe Perry (1953)
- 9 Ricky Watters (1992)
- Roger Craig (1988)
- Roger Craig (1985)

## Game

- 4 Billy Kilmer, at Minnesota (10-15-54)

## Consecutive Games

- 5 Joe Perry, 12-6-53 to 10-10-61
- Hugh McElhenny, 9-26-54 to 10-24-54

## PASSING

## QB RATING

## Career (1000+ Attempts)

- 102.4 Steve Young (1987-curr.)
- 93.5 Joe Montana (1979-92)
- 72.3 John Brodie (1957-73)

## Season (200+ Attempts)

- =112.8 Steve Young (1994)
- 112.4 Joe Montana (1989)
- 107.0 Steve Young (1992)

## ATTEMPTS

## Career

- 4,600 Joe Montana (1979-92)
- 4,491 John Brodie (1957-73)
- 3,564 Steve Young (1987-curr.)

## Season

- 578 Steve DeBerg (1979)
- 520 Joe Montana (1990)
- 517 Steve Young (1998)

## Game

- 60 Joe Montana, at Washington (11-17-86)
- 57 Joe Montana, at Atlanta (10-6-85)
- 54 Steve DeBerg, at Atlanta (12-16-79)
- John Brodie, at Chicago (11-13-66)

## COMPLETIONS

## Career

- 2,929 Joe Montana (1979-92)
- 2,469 John Brodie (1957-73)
- 2,355 Steve Young (1987-curr.)

## Season

- 347 Steve DeBerg (1979)
- 332 Joe Montana (1983)
- 324 Steve Young (1994)

## Game

- 37 Joe Montana, at Atlanta (11-6-85)
- 34 Joe Montana, at Pittsburgh (9-13-87)
- 33 Steve Young, vs. Indianapolis (10-18-98)
- Steve Young, at Washington (11-24-96)
- Joe Montana, at Washington (11-17-86)

## Consecutive Completions

- 22 Joe Montana, vs. Cleveland (11-29-87)
- and at Green Bay (12-6-87)-17
- 19 Steve Young at Washington (11-24-96)

## Long

- 971 Steve Young to John Taylor, at Atlanta (11-3-91)
- 961 Joe Montana to Jerry Rice, at San Diego (11-27-88)
- 951 Joe Montana to John Taylor, at L.A. Rams (12-11-89)

\*NFL Record



## COMPLETION PERCENTAGE

## Career (1,000+ attempts)

- 66.1 Steve Young (1987-curr.), 2,355-3,564
- 63.7 Joe Montana (1979-92), 2,929-4,600
- 55.9 Y.A. Tittle (1951-60), 1,226-2,194

## Season (200+ attempts)

- 70.3 Steve Young (1994), 324-461
- 70.2 Joe Montana (1989), 271-386
- 68.0 Steve Young (1993), 314-462

## Game (20+ attempts)

- 90.0 Steve Young, vs. Detroit (10-20-91), 18-20
- 85.0 John Brodie, vs. Atlanta (9-29-68), 17-20
- 84.4 Joe Montana, vs. Atlanta (9-25-83), 27-32

## YARDS

## Career

- 35,142 Joe Montana (1979-92)
- 31,548 John Brodie (1957-73)
- 29,461 Steve Young (1987-curr.)

## Season

- 4,170 Steve Young (1998)
- 4,023 Steve Young (1993)
- 3,969 Steve Young (1994)

## Game

- 476 Joe Montana, at Atlanta (10-14-90)
- 462 Steve Young, at L.A. Rams (11-28-93)
- 458 Joe Montana, at L.A. Rams (12-11-89)

## 300-YARD GAMES

## Career

- 35 Joe Montana (1979-92)
- 28 Steve Young (1987-curr.)
- 5 John Brodie (1957-73)

## Season

- 7 Steve Young (1998)
- 5 Steve Young (1994)
- Joe Montana (1982, 85, 87, 90)
- 4 Steve Young (1995)
- Joe Montana (1984, 89)

## Consecutive 300-Yard Games

- 6 Steve Young (1998)
- 5 Joe Montana (1982)
- 4 Joe Montana (1990)

## TOUCHDOWN PASSES

## Career

- 244 Joe Montana (1979-92)
- 218 Steve Young (1987-curr.)
- 214 John Brodie (1957-73)

## Season

- 36 Steve Young (1998)
- 35 Steve Young (1994)
- 31 Joe Montana (1987)

## Game

- 6 Joe Montana, at Atlanta (10-14-90)
- 5 Joe Montana, at Philadelphia (9-24-89)
- Joe Montana, at Atlanta (10-6-85)
- Steve Spurrier, at Chicago (11-19-72)
- John Brodie, vs. Minnesota (11-28-65)

## Consecutive Games

- 18 Steve Young (10-9-94 to 11-26-95)  
note-DNP in 5 games in 1995
- 14 Joe Montana (12-17-89 to 12-3-90)
- 15 Steve Young (9-6-98 to 12-27-98)  
note-EQ 11-8-98
- 13 John Brodie (11-29-70 to 11-14-71)

## PASSES INTERCEPTED

## Career

- 224 John Brodie (1957-73)
- 134 Y.A. Tittle (1951-60)
- 123 Joe Montana (1979-92)

## Season

- 28 Y.A. Tittle (1955)
- 24 John Brodie (1971)
- 23 Frank Albert (1950)

## Game

- 6 John Brodie, at Detroit (11-4-73)
- 5 John Brodie, vs. Baltimore (11-28-64)
- Y.A. Tittle, at Baltimore (11-30-58)
- Y.A. Tittle, vs. Baltimore (12-13-53)
- Frank Albert, vs. Pittsburgh (12-7-52)

## Fewest, Season (200+ attempts)

- 6 Steve Young (1997), 356 attempts
- Steve Young (1996), 316 attempts
- 7 Steve Young (1992), 402 attempts
- 8 Steve Young (1991), 279 attempts
- Joe Montana (1989), 386 attempts

## PASSES WITHOUT INTERCEPTION

## Consecutive

- 183 Steve Young (10-3-93)-22 passes to  
(11-28-93)-13 passes
- 154 Joe Montana (9-24-89)-12 passes to  
(11-19-89)-6 passes
- 124 Steve Young (11-6-94)-11 passes to  
(12-4-94)-18 passes

## Game

- 57 Joe Montana, at Atlanta (10-6-85)
- 51 Steve Young, vs. Indianapolis (10-18-98)
- 44 Steve Young, vs. L.A. Rams (11-20-94)
- 42 Joe Montana, vs. L.A. Rams (10-9-83)

## AVERAGE GAIN PER ATTEMPT

## Career (1,000+ attempts)

- 8.3 Steve Young (1987-curr.)
- 7.6 Joe Montana (1979-92)
- 7.3 Y.A. Tittle (1951-60)

## Season (200+ attempts)

- 9.14 John Brodie (1961)
- 9.12 Joe Montana (1989)
- 9.02 Steve Young (1991)

## Game (20+ attempts)

- 15.39 Steve Young, vs. Detroit (12-19-93)
- 14.44 Steve Young, vs. L.A. Rams (11-28-93)
- 14.25 Steve Young, vs. Atlanta (10-16-92)

RECEIVING  
RECEPTIONS

## Career

- \*1,139 Jerry Rice (1985-curr.)
- 508 Roger Craig (1983-90)
- 506 Dwight Clark (1979-87)

## Season

- 122 Jerry Rice (1995)
- 112 Jerry Rice (1994)
- 108 Jerry Rice (1996)

## Game

- 16 Jerry Rice, vs. L.A. Rams (11-20-94)
- 14 Jerry Rice, vs. Minnesota (12-18-95)
- 13 Jerry Rice, at Atlanta (10-14-90)

\*NFL Record

**Consecutive Games With A Reception**

- \*193 Jerry Rice, 12-9-85-curr.
- 105 Dwight Clark, 9-14-80 to 9-13-87
- 68 Roger Craig, 10-12-86 to 12-30-90

**YARDS****Career**

- \*17,612 Jerry Rice (1985-curr.)
- 6,750 Dwight Clark (1979-87)
- 6,664 Gene Washington (1969-77)

**Season**

- \*1,848 Jerry Rice (1995)
- 1,570 Jerry Rice (1986)
- 1,503 Jerry Rice (1993)

**Game**

- 289 Jerry Rice, vs. Minnesota (12-18-95)
- 286 John Taylor, at L.A. Rams (12-11-89)
- 241 Jerry Rice, vs. L.A. Rams (12-9-85)

**Long**

- 97t John Taylor, at Atlanta (11-3-91)
- 96t Jerry Rice, at San Diego (11-27-88)
- 95t John Taylor, at L.A. Rams (12-11-89)

**1,000-YARD SEASONS****Seasons**

- \*12 Jerry Rice (1986-96, 98)
- 2 John Taylor (1989, 91)

**100-YARD GAMES****Career**

- \*64 Jerry Rice (1985-curr.)
- 17 Gene Washington (1969-77)
- 16 Dwight Clark (1979-87)

**Season**

- 9 Jerry Rice (1995)
- 8 Jerry Rice (1989)
- 7 Jerry Rice (1990)

**Consecutive Games**

- 4 Jerry Rice, 10-29-95 to 11-20-95
- 3 Jerry Rice, 12-10-95 to 12-24-95
- Jerry Rice, 9-10-89 to 9-24-89
- Jerry Rice, 9-11-88 to 9-25-88
- Jerry Rice, 11-15-87 to 11-29-87
- Dwight Clark, 12-11-82 to 12-26-82
- Dwight Clark, 9-12-82 to 11-21-82

**AVERAGE GAIN****Career (100+ receptions)**

- 17.9 Gene Washington (1969-77), 371 rec.
- 16.6 R.C. Owens (1957-61), 176 rec.
- 16.3 John Taylor (1986-95), 347 rec.

**Season (25+ receptions)**

- 21.4 Freddie Solomon (1983), 31 rec.
- 21.2 Gene Washington (1974), 29 rec.
- 20.8 Gene Washington (1970), 53 rec.

**Game (5+ receptions)**

- 32.4 John Taylor, at Atlanta (12-3-89), 5-162
- 32.2 Jerry Rice, at Dallas (11-20-95), 5-161
- 32.0 Gene Washington, vs. New England (10-31-71), 5-160

**TOUCHDOWNS****Career**

- \*164 Jerry Rice (1985-curr.)
- 59 Gene Washington (1969-77)
- 49 Billy Wilson (1951-60)

**Season**

- \*22 Jerry Rice (1987)
- 17 Jerry Rice (1989)
- 15 Jerry Rice (1995)
- Jerry Rice (1993)
- Jerry Rice (1986)

**Game**

- 5 Jerry Rice, at Atlanta (10-14-90)
- 4 Jerry Rice, at Tampa Bay (11-14-93)
- 3 Jerry Rice, vs. Minnesota (12-18-95)
- Jerry Rice, vs. L.A. Rams (11-20-94)
- Jerry Rice, at Seattle (9-25-88)
- Jerry Rice, vs. Chicago (12-14-87)
- Jerry Rice, vs. Cleveland (11-29-87)
- Jerry Rice, at Tampa Bay (11-22-87)
- Jerry Rice, vs. St. Louis (11-9-86)
- Jerry Rice, vs. Indianapolis (10-5-86)
- Gene Washington, at New Orleans (12-13-70)
- Bernie Casey, vs. Minnesota (10-24-65)
- Dave Parks, at Baltimore (10-3-65)
- Gordy Soltau, vs. L.A. Rams (10-28-51)

**Consecutive Games, TD Reception**

- 13 Jerry Rice, 12-19-86 to 12-27-87
- 8 Terrell Owens, 11-8-98 to 12-27-98
- Jerry Rice, 12-8-89 to 11-27-89
- Dave Parks, 11-7-65 to 9-11-66

**INTERCEPTIONS****INTERCEPTIONS BY****Career**

- 51 Ronnie Lott (1981-90)
- 47 Jimmy Johnson (1961-76)
- 36 Kermit Alexander (1963-69)

**Season**

- 10 Romie Lott (1986)
- Dave Baker (1960)
- 9 Dwight Hicks (1981)
- Kermit Alexander (1968)
- Lowell Wagner (1951)
- 8 Dick Moegele (1957)

**Game**

- 4 Dave Baker, at L.A. Rams (12-4-60)
- 3 Rod Woodson, vs. New Orleans (9-14-97)
- Eric Wright, at Minnesota (9-8-83)
- Anthony Leonard, vs. Cincinnati (10-1-78)

**Consecutive Games**

- 4 Dick Muegler, 11-4-56 to 11-25-56
- 3 Merton Hanks, 12-6-98 to 12-20-98
- Marquez Pope, 9-8-96 to 9-29-96

**YARDS RETURNED****Career**

- 643 Ronnie Lott (1981-90)
- 615 Jimmy Johnson (1961-76)
- 586 Dwight Hicks (1979-85)

**Season**

- 303 Deion Sanders (1994)
- 239 Dwight Hicks (1981)
- 164 Eric Wright (1983)

**Game**

- 104 Dwight Hicks, at Washington (10-4-81)
- 94 Merton Hanks, vs. New Orleans (11-22-93)
- Alvin Randolph, vs. Chicago (12-11-66)
- 93 Deion Sanders, at Atlanta (10-16-94)

\*NFL Record

**Long**

- 94t Alvin Randolph, vs. Chicago (12-11-66)  
 93t Deion Sanders, at Atlanta (10-16-94)  
 90t Deion Sanders, at San Diego (12-11-94)

**TOUCHDOWNS****Career**

- 5 Ronnie Lott (1981-90)  
 3 Tim McDonald (1993-curr.)  
 Deion Sanders (1994)  
 Dwight Hicks (1979-85)  
 Rex Berry (1951-56)  
 2 Merton Hanks (1991-curr.)  
 Ken Norton Jr. (1994-curr.)  
 Eric Davis (1990-95)  
 Eric Wright (1981-90)  
 Tom Holmoe (1983-89)  
 Jimmy Johnson (1961-76)  
 Skip Vanderbunt (1969-76)

**Season**

- 3 Deion Sanders (1994)  
 Ronnie Lott (1981)  
 2 Tim McDonald (1995)  
 Ken Norton Jr. (1995)  
 Tom Holmoe (1986)  
 Dwight Hicks (1983)  
 Eric Wright (1983)

**Game**

- 2 Ken Norton Jr., at St. Louis Rams (10-22-95)

**PUNTING****PUNTS****Career**

- 511 Tommy Davis (1959-69)  
 380 Tom Wittum (1973-77)  
 281 Max Runager (1984-88)

**Season**

- 96 Mike Connell (1978)  
 93 Jim Miller (1981)  
 89 Tom Wittum (1976)

**Game**

- 11 Tom Wittum, vs. L.A. Rams (11-21-76)  
 Pete Brown, at Chicago (10-17-54)  
 10 Jim Miller, vs. Atlanta (11-8-81)  
 Jim Miller, vs. L.A. Rams (10-25-81)  
 Mike Connell, at Atlanta (11-5-78)  
 Tom Wittum, vs. Atlanta (10-23-76)

**YARDS****Career**

- 22,841 Tommy Davis (1959-69)  
 15,494 Tom Wittum (1973-77)  
 11,370 Max Runager (1984-88)

**Season**

- 3,858 Jim Miller (1981)  
 3,639 Tom Wittum (1976)  
 3,599 Tommy Davis (1964)

**Game**

- 517 Tom Wittum, vs. L.A. Rams (11-21-76)  
 475 Tommy Davis, at Detroit (10-6-63)  
 433 Jim Miller, at L.A. Rams (10-25-81)

**Long**

- 86 Larry Barnes, vs. Chicago Cardinals (9-29-57)  
 82 Tommy Davis, vs. Minnesota (9-30-62)  
 81 Tommy Davis, at St. Louis (11-25-62)

**AVERAGE****Career (100+ attempts)**

- 44.7 Tommy Davis (1959-69), 511 punts  
 41.9 Tommy Thompson (1995-curr.), 208 punts  
 Frank Albert (1950-52), 139 punts

**Season (40+ attempts)**

- 45.8 Tommy Davis (1965), 54 punts  
 45.7 Tommy Davis (1959), 59 punts  
 45.6 Tommy Davis (1964), 79 punts  
 Tommy Davis (1962), 48 punts

**Game (4+ attempts)**

- 55.0 Klaus Wilmsmeyer, at Detroit  
 (10-9-94), 4 punts  
 54.5 Tommy Davis, vs. Chicago (11-19-61), 4 punts  
 54.2 Tommy Davis, at L.A. Rams  
 (10-18-64), 5 punts

**PUNT RETURNS****RETURNS****Career**

- 149 John Taylor (1986-95)  
 142 Dana McLemore (1982-87)  
 Bruce Taylor (1970-77)  
 124 Joe Arenas (1951-57)

**Season**

- 47 R.W. McQuarters (1998)  
 45 Dana McLemore (1984)  
 44 John Taylor (1988)  
 43 Bruce Taylor (1970)

**Game**

- 9 Ralph McGill, at Atlanta (10-29-72)  
 Anthony Leonard, vs. New Orleans (10-17-76)  
 8 Hugh McElhenny, vs. Detroit (11-2-58)  
 Joe Arenas, at Detroit (10-16-55)  
 7 John Taylor, at New Orleans (10-8-89)  
 Dana McLemore, at New Orleans (11-25-84)

**YARDS****Career**

- 1,531 Dana McLemore (1982-87)  
 1,522 Dexter Carter (1990-94, 95-96)  
 1,517 John Taylor (1986-95)  
 1,323 Bruce Taylor (1970-77)

**Season**

- 556 John Taylor (1988)  
 521 Dana McLemore (1984)  
 516 Bruce Taylor (1970)

**Game**

- 141 Anthony Leonard, vs. New Orleans  
 (10-17-76), 9 returns  
 133 Bruce Taylor, at Houston (11-15-70), 6 returns  
 126 Dexter Carter, vs. Minnesota (12-18-95),  
 4 returns  
 Dana McLemore, vs. L.A. Rams  
 (1-2-83), 4 returns

**Long**

- 95t John Taylor, vs. Washington (11-21-88)  
 94t Hugh McElhenny, at Chicago (10-19-52)  
 93t Dana McLemore, vs. L.A. Rams (1-2-83)

**AVERAGE****Career (50+ returns)**

- 10.8 Dana McLemore (1982-87), 142 ret.  
 10.4 Dexter Carter (1990-94, 95-96), 81 ret.  
 10.2 John Taylor (1986-95), 149 ret.

**Season (1+ per game)**

- 14.2 Hugh McElhenny (1952), 20 returns  
(12 games)  
13.8 Bruce Taylor (1973), 15 returns (14 games)  
13.4 Abe Woodson (1960), 13 returns (12 games)

**Game (3+ returns)**

- 40.7 Hugh McElhenny, at Chicago  
(12-19-52), 3 returns  
31.5 Dexter Carter, vs. Minnesota  
(12-18-95), 4 returns  
Dana McLemore, vs. L.A. Rams  
(1-2-83), 4 returns  
29.8 Manfred Moore, vs. Atlanta  
(11-24-74), 5 returns

**TOUCHDOWNS****Career**

- 4 Dana McLemore (1982-87)  
2 Dexter Carter (1990-94, 95-96)  
John Taylor (1986-95)  
Freddie Solomon (1978-85)  
Kermit Alexander (1963-69)  
Abe Woodson (1958-64)

**Season**

- 2 John Taylor (1988)  
Freddie Solomon (1980)

**KICKOFF RETURNS****RETURNS****Career**

- 217 Dexter Carter (1990-94, 95-96)  
166 Abe Woodson (1958-64)  
139 Joe Arenas (1951-57)

**Season**

- 48 Dexter Carter (1994)  
41 Dexter Carter (1996)  
Dexter Carter (1990)  
James Owens (1979)  
37 Dexter Carter (1991)  
Kermit Alexander (1966)  
Abe Woodson (1962)

**Game**

- 7 Chuck Levy, at Seattle (12-21-97)  
Dexter Carter, vs. Carolina (12-8-96)  
Dexter Carter, vs. Atlanta (10-13-91)  
James Owens, at Dallas (10-12-80)  
Vic Washington, vs. Detroit (11-4-73)  
Abe Woodson, at Detroit (9-23-62)

**YARDS****Career**

- 4,873 Abe Woodson (1958-64)  
4,789 Dexter Carter (1990-96)  
3,798 Joe Arenas (1951-57)

**Season**

- 1,157 Abe Woodson (1962)  
1,105 Dexter Carter (1994)  
1,002 James Owens (1979)

**Game**

- 210 Abe Woodson, vs. Detroit (11-11-62)  
202 Lenny Lyles, vs. Baltimore (12-18-60)

**Long**

- 105t Abe Woodson, at L.A. Rams (11-8-59)  
103t Abe Woodson, vs. Minnesota (9-15-63)  
101t Terry Kirby, vs. Carolina (11-16-97)  
James Owens, at Detroit (11-2-80)

**AVERAGE****Career (50+ returns)**

- 29.4 Abe Woodson (1958-64), 166 returns  
27.3 Joe Arenas (1951-57), 139 returns  
25.9 Vic Washington (1971-73), 84 returns

**Season (10+ returns)**

- 34.4 Joe Arenas (1953), 16 returns (12 games)  
32.2 Abe Woodson (1963), 29 returns (14 games)  
31.3 Abe Woodson (1962), 37 returns (14 games)

**Game (3+ returns)**

- 67.3 Lenny Lyles, vs. Baltimore  
(12-18-60), 3 returns  
52.7 Abe Woodson, at L.A. Rams  
(11-8-59), 3 returns  
46.0 Joe Arenas, vs. Baltimore  
(12-16-56), 3 returns

**TOUCHDOWNS****Career**

- 5 Abe Woodson (1958-64)  
2 Dexter Carter (1990-94, 95-96)  
James Owens (1979-80)  
Dave Williams (1977-78)

**Season**

- 3 Abe Woodson (1963)

**Game**

- 2 Abe Woodson, vs. Minnesota (9-15-63)

**SACKS****(Since 1970)****Career**

- 112.5 Cedrick Hardman (1970-79)  
106 Tommy Hart (1968-77)  
63.5 Charles Haley (1986-91)

**Season**

- 18.0 Cedrick Hardman (1971)  
17.5 Fred Dean (1983)  
Cleveland Elam (1977)  
17.0 Tim Harris (1992)  
Tommy Hart (1972)

**Game**

- 6.0 Fred Dean, vs. New Orleans (11-13-83)  
Tommy Hart, at L.A. Rams (10-11-76)  
4.0 Roy Barker, at St. Louis (10-25-98)  
Chris Doleman, at New Orleans (10-11-98)  
Dana Stubblefield, at Philadelphia (11-10-97)  
Dwayne Board, at Los Angeles Raiders  
(9-22-85)  
3.5 Chris Doleman, vs. Carolina (11-8-98)  
3.0 Chris Doleman, vs. Baltimore (11-17-96)  
Roy Barker, vs. New Orleans (11-3-96)  
Bryant Young, vs. St. Louis (10-6-96)  
Rhett Hall, vs. Denver (12-17-94)



# 49ERS REGULAR SEASON TEAM RECORDS

Note: Entries marked by an asterisk in the "fewest, season" category denote the 1982 strike season. These years are listed for reference, but are not considered full season records.

## OFFENSE

### WON-LOST

#### Wins, season

- 15 1984
- 14 1989, 1990, 1992
- 13 1981, 1987, 1994, 1997

#### CONSECUTIVE GAMES

#### Won

- 15 11-27-89 to 11-18-90
- 11 9-7-97 to 11-23-97
- 10 10-9-94 to 12-17-94
- 9 11-9-92 to 9-5-93
- 10-21-84 to 12-14-84
- 12-4-83 to 10-8-84
- 8 11-9-92 to 12-28-92
- 11-22-87 to 9-11-88
- 12-2-51 to 10-26-52

#### Wins at home

- 17 12-23-96 to 12-15-97
- 13 10-4-92 to 12-5-93
- 10-23-94 to 10-1-95
- 11-27-89 to 11-18-90
- 7 11-26-95 to 10-20-96
- 11-2-58 to 11-1-59

#### Wins on road

- 18 11-27-88 to 12-30-90
- 11 9-20-87 to 10-16-88
- 9 12-11-83 to 12-2-84

#### Lost

- 9 10-8-78 to 12-3-78
- 8 12-17-78 to 10-14-79
- 9-28-80 to 11-16-80
- 7 12-4-77 to 9-24-78
- 9-29-74 to 11-10-74
- 12-9-62 to 10-13-63

#### Losses at home

- 7 10-28-62 to 9-22-63
- 6 9-12-82 to 9-3-83
- 5 10-15-78 to 11-27-78
- 12-15-73 to 11-4-74

#### Losses on road

- 18 12-4-77 to 12-16-79
- 8 10-5-80 to 9-20-81
- 10-11-64 to 10-10-65
- 7 10-8-50 to 10-6-51

### SCORING

#### POINTS

#### Most, season

- 505 1994
- 479 1998
- 475 1984

#### Highest average, season

- 31.6 (1994), 16 games
- 31.0 (1953), 12 games
- 30.6 (1987), 15 games

#### Fewest, season

- 198 1963
- 208 1960
- 213 1950
- \*209 1982 (9 games)

#### Lowest average, season

- 13.7 1978
- 14.1 1963
- 15.7 1977

#### Most, game

- 56 vs. Atlanta (10-18-92)
- 55 at Detroit (12-19-93)
- 52 vs. Chicago (12-23-91)
- vs. Chicago (12-19-65)

#### Most, first half

- 42 vs. Atlanta (10-18-92)

#### Most, second half

- 35 vs. Atlanta (9-15-85)

#### Most, first quarter

- 27 vs. Green Bay (12-7-58)

#### Most, second quarter

- 28 at Minnesota (9-8-83)
- vs. L.A. Rams (10-28-51)

#### Most, third quarter

- 21 at New Orleans (9-4-88)
- at St. Louis (9-18-83)
- vs. Houston (12-13-81)
- vs. New Orleans (10-21-73)
- 20 at St. Louis Rams (10-22-95)

#### Most, fourth quarter

- 28 vs. Chicago (12-22-91)
- at Philadelphia (9-24-89)
- at L.A. Rams (10-23-83)

#### TOUCHDOWNS

#### Most, season

- 66 1994
- 61 1998
- 1993
- 59 1987

#### Fewest, season

- 21 1960
- 24 1963
- 25 1978

#### Most, game

- 8 vs. Atlanta (10-18-92)
- 7 at Detroit (12-19-93)
- vs. Chicago (12-23-91)
- vs. L.A. Rams (12-27-87)
- at Atlanta (10-29-72)
- at Detroit (10-1-61)
- vs. Dallas Texans (10-26-52)

#### POINTS AFTER TOUCHDOWN MADE (KICKING)

#### Most, season

- 60 1994
- 59 1993
- 56 1984

#### Fewest, season

- 21 1960
- 22 1969
- 23 1977
- \* 1982 (9 games)

**Most, game**

- 8 vs. Atlanta (10-18-92)
- 7 at Detroit (12-19-93)
- vs. Chicago (10-23-91)
- vs. L.A. Rams (12-27-87)
- at Atlanta (10-29-72)
- at Detroit (10-1-61)

**POINTS AFTER TOUCHDOWN ATTEMPTS  
(KICKING)****Most, season**

- 62 1994
- 61 1993
- 57 1984

**Most, game**

- 8 vs. Atlanta (10-18-92)
- 7 at Detroit (12-19-93)
- vs. Chicago (10-23-91)
- vs. L.A. Rams (12-27-87)
- at Atlanta (10-29-72)
- at Detroit (10-1-61)

**POINTS AFTER TOUCHDOWN MADE  
(2-POINT)****Most, season**

- 5 1998
- 2 1997
- 1995
- 1994

**POINTS AFTER TOUCHDOWN ATTEMPTS  
(2-POINT)****Most, season**

- 9 1998
- 4 1994
- 3 1997
- 1995

**FIELD GOALS MADE****Most, season**

- 30 1996
- 29 1997
- 1989

**Fewest, season**

- 3 1955
- 4 1950
- 6 1969
- 1952
- 1951

**Game**

- 6 vs. Atlanta (9-29-96)
- at New Orleans (10-16-83)
- 5 vs. Denver (9-23-73)
- 4 vs. New Orleans (9-14-97)
- at St. Louis (10-24-71)
- vs. Green Bay (11-1-70)
- vs. Denver (10-25-70)
- at Dallas (11-20-60)
- vs. L.A. Rams (10-7-56)

**FIELD GOALS ATTEMPTED****Most, season**

- 38 1988
- 36 1997
- 1971
- 34 1996

**Fewest, season**

- 8 1950
- 12 1955
- 1952
- 15 1957

**Most, game**

- 8 vs. Atlanta (10-18-92)
- 7 at Detroit (12-19-93)
- vs. Chicago (12-23-91)
- vs. L.A. Rams (12-27-87)
- at Atlanta (10-29-72)
- at Detroit (10-1-61)

**FIRST DOWNS****TOTAL****Most, season**

- 381 1998
- 372 1993
- 362 1994
- 357 1987

**Fewest, season**

- 182 1959
- 183 1963
- 201 1950
- 1960

**Most, game**

- 36 vs. Indianapolis (10-18-98)
- 33 vs. Houston (11-8-87)
- 32 vs. L.A. Rams (11-20-94)
- 31 vs. Philadelphia (1-3-94)
- vs. Baltimore (12-13-53)

**Fewest, game**

- 3 vs. Baltimore (11-22-59)
- 5 at Baltimore (10-13-63)
- 6 vs. Green Bay (12-10-60)

**RUSHING****Most, season**

- 141 1988
- 138 1984
- 135 1992

**Fewest, season**

- 76 1959
- 86 1975
- 1974

\*49 1982 (9 games)

**Most, game**

- 21 vs. Detroit (12-14-98)
- 20 at Minnesota (10-15-61)
- 19 vs. Green Bay (12-9-51)

**Fewest, game**

- 0 at Minnesota (12-14-69)
- at Baltimore (10-13-63)
- 1 at Baltimore (11-22-59)
- at N.Y. Giants (11-9-52)

**PASSING****Most, season**

- 231 1995
- 223 1998
- 213 1986

**Fewest, season**

- 76 1959
- 83 1951
- 87 1963

**Most, game**

- 24 at Atlanta (10-14-90)
- 23 at Atlanta (10-6-85)
- 22 vs. Indianapolis (10-18-98)
- vs. New Orleans (11-13-83)
- vs. San Diego (12-11-82)

**Fewest, game**

- 1 vs. Minnesota (11-29-76)  
at Green Bay (Milw.) (11-24-63)  
at Detroit (10-6-63)  
vs. L.A. Rams (10-7-56)  
2 vs. Green Bay (12-10-60)

**BY PENALTY****Most, season**

- 34 1978  
30 1994  
29 1998

**Fewest, season**

- 9 1963  
10 1961  
11 1950, 1951

**Most, game**

- 8 at New Orleans (10-11-98)  
6 at New Orleans (10-25-87)  
vs. Atlanta (10-22-78)  
vs. Atlanta (12-6-70)

**NET YARDS**

(Rushing and passing)  
**YARDS**

**Most, season**

- 6,800 1998  
6,435 1993  
6,366 1984

**Fewest, season**

- 3,260 1960  
3,651 1955  
3,830 1950  
\*3,242 1982 (9 games)

**Most, game**

- 598 vs. Buffalo (9-13-92)  
597 vs. Baltimore (12-13-53)  
590 vs. Atlanta (10-18-92)

**Fewest, game**

- 61 at Detroit (10-6-63)  
81 vs. Green Bay (12-10-60)  
88 vs. L.A. Rams (11-21-76)

**RUSHING**

**ATTEMPTS**

**Most, season**

- 585 1978  
576 1976  
564 1977

**Fewest, season**

- 359 1958  
377 1957  
408 1955  
\*219 1982 (9 games)

**Most, game**

- 59 at Minnesota (12-4-77)  
56 at Green Bay (Milw.) (10-10-54)  
vs. Detroit (10-25-63)  
vs. Baltimore (10-29-50)  
54 vs. Minnesota (11-29-76)

**Fewest, game**

- 12 vs. Chicago (10-13-85)  
13 at Carolina (9-22-96)  
vs. Carolina (12-8-96)  
14 at Minnesota (12-14-69)

**YARDS****Most, season**

- 2,544 1998  
2,523 1988  
2,498 1954

**Fewest, season**

- 1,332 1964  
1,371 1954  
1,454 1963  
\*740 1982 (9 games)

**Most, game**

- 328 vs. Detroit (12-14-98)  
324 at Minnesota (10-15-61)  
317 vs. Minnesota (11-29-76)

**Fewest, game**

- 5 vs. Houston (12-7-75)  
12 at Minnesota (12-14-69)  
35 at Baltimore (11-22-59)

**AVERAGE****Highest, season**

- 5.7 1954 (442 attempts)  
5.2 1998 (491 attempts)  
4.8 1992 (482 attempts)  
1988 (527 attempts)

**Lowest, season**

- 3.4 1970 (468 attempts)  
3.5 1981 (560 attempts)  
3.6 1995 (415 attempts)  
1963 (406 attempts)

**Highest, game**

- 10.9 vs. Dallas Texans (10-26-52), 24-263  
8.6 vs. N.Y. Jets (9-6-98), 24-207  
8.1 vs. Atlanta (9-19-93), 33-268

**Lowest, game**

- 0.2 vs. Houston (12-7-75), 25-5  
0.9 at Minnesota (12-14-69), 14-12  
1.4 at N.Y. Giants (11-14-63), 21-30

**TOUCHDOWNS****Most, season**

- 28 1954  
26 1993  
23 1994

**Fewest, season**

- 8 1963  
10 1980  
11 1987  
\*6 1982 (9 games)

**Most, game**

- 8 vs. Atlanta (10-18-92)  
7 at Detroit (12-19-93)  
vs. Chicago (12-23-91)  
vs. L.A. Rams (12-27-87)  
at Atlanta (10-29-72)  
at Detroit (10-1-61)  
vs. Dallas Texans (10-26-52)

**PASSING**

**ATTEMPTS**

**Most, season**

- 644 1995  
602 1979  
597 1980

**Fewest, season**

- 264 1959  
277 1977  
281 1951

**Most, game**

- 60 at Washington (12-17-86)  
57 at Atlanta (10-6-85)  
54 at Atlanta (12-16-79)  
at Chicago (11-13-66)

**Fewest, game**

- 8 vs. New Orleans (11-27-77)
- vs. Minnesota (11-29-76)
- 12 at Atlanta (11-6-77)
- at Green Bay (9-12-76)
- 13 at Minnesota (12-4-77)

**COMPLETIONS****Most, season**

- 432 1995
- 363 1980
- 361 1979

**Fewest, season**

- 132 1959
- 136 1977
- 151 1955

**Most, game**

- 37 at Atlanta (10-6-85)
- 33 vs. Indianapolis (10-18-98)
- at Washington (11-24-96)
- at Washington (11-17-86)
- at Tampa Bay (9-7-86)
- 32 at Atlanta (12-24-95)
- at Atlanta (11-14-90)
- vs. Atlanta (9-18-88)
- at Miami (11-16-80)
- vs. Atlanta (9-28-80)

**Fewest, game**

- 3 vs. Minnesota (11-29-76)
- 4 vs. Pittsburgh (9-19-77)
- 5 at Minnesota (12-4-77)
- vs. New Orleans (11-27-77)
- at Atlanta (11-6-77)

**COMPLETION PERCENTAGE****Highest, season**

- 70.3 1994 (359-511)
- 70.2 1989 (339-483)
- 67.6 1993 (354-524)

**Lowest, season**

- 43.7 1978 (190-435)
- 44.7 1963 (156-349)
- 47.1 1974 (170-361)

**Highest, game (15+ attempts)**

- 85.0 vs. Atlanta (9-29-68), 17-20
- 84.2 at Atlanta (10-16-94), 16-19
- 83.8 vs. Baltimore (11-17-96), 26-31

**Lowest, game (15+ attempts)**

- 22.2 at Pittsburgh (9-19-77), 4-18
- 26.3 vs. Minnesota (9-30-62), 5-19
- 27.8 vs. Atlanta (10-9-77), 5-18

**NET YARDS****Most, season**

- 4,779 1995
- 4,480 1993
- 4,302 1989

**Fewest, season**

- 1,508 1977
- 1,549 1959
- 1,550 1950

**Most, game**

- 475 at L.A. Rams (11-29-93)
- 442 at Atlanta (10-14-90)
- 439 at L.A. Rams (12-11-89)

**Fewest, game**

- 10 at Detroit (10-6-63)
- 11 vs. L.A. Rams (10-7-56)
- 19 at Pittsburgh (9-19-77)

**AVERAGE GAIN PER ATTEMPT****Highest, season**

- 9.49 1989
- 8.55 1993
- 8.54 1994

**Lowest, season**

- 4.70 1960
- 4.82 1976
- 5.20 1963

**TIMES SACKED****Most, season**

- 53 1998 (-254 yards)
- 47 1988 (-298 yards)
- 45 1989 (-282 yards)

**Fewest, season**

- 8 1970 (-67 yards)
- 11 1971 (-111 yards)
- 17 1979 (-119 yards)

**Most, game**

- 10 vs. N.Y. Giants (11-23-80)
- at L.A. Rams (10-11-76)
- vs. L.A. Rams (12-6-64)

**SACK YARDS LOST****Most, season**

- 423 1963
- 396 1952
- 371 1957

**Fewest, season**

- 67 1970
- 111 1971
- 119 1979

**Most, game**

- 95 vs. Dallas Texans (10-26-52)
- 73 at Detroit (10-6-63)

**TOUCHDOWN PASSES****Most, season**

- 44 1987
- 41 1998
- 37 1994

**Fewest, season**

- 8 1956
- 9 1978
- 1977
- 1973
- 10 1954

**INTERCEPTIONS****Most, season**

- 36 1978
- 29 1958
- 28 1955

**Fewest, season**

- 9 1992
- 10 1984
- 1970
- 1969
- 11 1997
- 1994
- 1989
- ≅ 1982 (9 games)

**Most, game**

- 7 at L.A. Rams (10-18-64)
- 6 at Detroit (11-4-73)
- vs. Baltimore (12-5-59)
- 5 vs. Pittsburgh (11-27-78)
- vs. Pittsburgh (12-15-73)
- vs. Minnesota (12-16-72)
- vs. Detroit (10-29-67)
- at Baltimore (11-30-58)
- vs. L.A. Rams (9-25-55)



## PUNTING

### PUNTS

**Most, season**

97 1978  
89 1976  
87 1985

**Fewest, season**

42 1993  
1953  
48 1958  
\*45 1982 (9 games)

**Most, game**

11 vs. L.A. Rams (11-21-76)  
at Chicago (10-17-54)  
10 vs. Atlanta (11-8-81)  
vs. L.A. Rams (10-25-81)  
at Atlanta (11-5-78)  
vs. Atlanta (10-23-76)

**Fewest, game**

0 at Detroit (12-19-93)  
vs. Atlanta (9-20-93)  
vs. Buffalo (9-13-92)  
vs. N.Y. Giants (10-15-72)  
vs. New Orleans (11-14-71)  
vs. Detroit (11-6-60)  
vs. Baltimore (12-13-53)

### AVERAGE

**Highest, season (40+ attempts)**

45.8 1965, 54 punts  
45.7 1959, 59 punts  
45.6 1964, 79 punts  
1962, 48 punts

**Lowest, season (40+ attempts)**

35.0 1977, 80 punts  
36.2 1990, 70 punts  
37.0 1954, 60 punts

**Highest, game (4+ attempts)**

55.0 at Detroit (10-9-94), 4 punts  
54.5 vs. Chicago (11-19-61), 4 punts  
54.2 at L.A. Rams (10-18-64), 5 punts

## PUNT RETURNS

### RETURNS

**Most, season**

65 1976  
63 1975  
54 1988

**Fewest, season**

18 1963  
24 1961  
1960  
27 1995  
1962

**Most, game**

9 vs. New Orleans (10-17-76)  
at Atlanta (10-29-72)  
8 vs. Detroit (11-2-58)  
at Detroit (10-16-55)  
7 at New Orleans (10-8-89)  
at New Orleans (11-25-84)

### YARDS

**Most, season**

612 1988  
610 1975  
554 1976

**Fewest, season**

63 1969  
99 1963  
115 1955

**Most, game**

144 vs. Philadelphia (9-27-59)  
141 vs. New Orleans (10-17-76)  
133 at Houston (11-15-70)

**Fewest, game**

-7 at St. Louis (10-25-98)  
0 (Several times) Last: vs. Buffalo (9-13-92)

### AVERAGE

**Highest, season**

12.3 1950  
11.8 1997  
11.7 1993

**Lowest, season**

2.9 1969  
3.0 1955  
3.3 1968  
1957

### TOUCHDOWNS

**Most, season**

2 1988  
1980

## KICKOFF RETURNS

### RETURNS

**Most, season**

75 1980  
1979  
73 1978  
69 1953

**Fewest, season**

31 1951  
32 1952  
36 1952

\* 1982 (9 games)

**Most, game**

9 at L.A. Rams (10-5-80)  
vs. L.A. Rams (9-30-73)  
at Detroit (11-14-54)  
8 at Dallas (10-12-80)  
at Chicago (12-12-65)  
at N.Y. Giants (11-17-63)  
at Detroit (9-23-62)  
at Green Bay (Milw.) (10-23-60)

**Fewest, game**

0 (Several times) Last: at New Orleans (9-29-97)

### YARDS

**Most, season**

1,739 1962  
1,537 1979  
1,523 1954

**Fewest, season**

715 1993  
719 1952  
738 1951

**Most, game**

256 at Detroit (11-14-54)  
248 at Detroit (9-23-62)  
243 at N.Y. Giants (11-17-63)

**Fewest, game**

0 (Several times) Last: at New Orleans (9-29-97)



## AVERAGE

- Highest, season**  
 28.0 1962 (62 returns)  
 26.6 1961 (49 returns)  
 26.1 1957 (42 returns)
- Lowest, season**  
 17.7 1968 (60 returns)  
 17.8 1988 (55 returns)  
 1950 (45 returns)  
 17.9 1993 (40 returns)

## TOUCHDOWNS

- Most, season**  
 3 1963  
 1 (Several times) Last: 1997
- Most, game**  
 2 vs. Minnesota (9-15-63)  
 1 (Several times) Last: vs. Carolina (11-16-97)

## PENALTIES

## PENALTIES

- Most, season**  
 133 1998  
 119 1996  
 116 1978
- Fewest, season**  
 51 1963  
 57 1959  
 1958  
 1957  
 \*44 1982 (9 games)
- Most, game**  
 22 at Buffalo (10-4-98)  
 15 vs. Carolina (12-8-96)  
 14 at New Orleans (10-11-98)  
 at L.A. Rams (9-18-94)  
 at Phoenix (11-6-88)  
 vs. Denver (10-9-88)  
 at Washington (11-17-86)  
 at Pittsburgh (11-20-54)  
 at Baltimore (11-29-53)  
 at Chicago (11-19-52)

## Fewest, game

- 0 vs. New Orleans (11-11-88)  
 vs. L.A. Rams (11-21-76)  
 1 vs. Houston (12-25-93)  
 vs. L.A. Rams (12-27-87)  
 vs. Pittsburgh (11-27-78)  
 at L.A. Rams (11-18-73)  
 vs. Atlanta (10-19-69)  
 vs. Green Bay (12-14-63)  
 at Green Bay (9-24-61)

## YARDS PENALIZED

- Most, season**  
 1,156 1998  
 997 1970  
 986 1988  
 979 1997
- Fewest, season**  
 439 1963  
 489 1959  
 541 1955  
 \*451 1982 (9 games)
- Most, game**  
 178 at Buffalo (10-4-98)  
 177 at L.A. Rams (9-18-94)  
 168 at St. Louis (10-24-71)  
 148 at Philadelphia (10-19-58)
- Fewest, game**  
 0 vs. New Orleans (12-11-88)  
 vs. L.A. Rams (11-21-76)

## TURNOVERS

## TURNOVERS

- Most, season**  
 66 1978 (30 fumbles, 36 interceptions)  
 46 1964 (24 fumbles, 22 interceptions)  
 1955 (18 fumbles, 28 interceptions)  
 1950 (21 fumbles, 25 interceptions)
- Fewest, season**  
 16 1960 (4 fumbles, 12 interceptions)  
 20 1997 (9 fumbles, 11 interceptions)  
 21 1982 (10 fumbles, 11 interceptions)
- Most, game**  
 10 at Dallas (10-12-80) (5 fumbles,  
 5 interceptions)  
 9 at Cleveland (11-12-50) (6 fumbles,  
 3 interceptions)

## DEFENSE

## SCORING

## POINTS ALLOWED

- Most, season**  
 416 1979  
 415 1980  
 403 1965
- Fewest, season**  
 190 1976  
 205 1960  
 1951  
 216 1971  
 \*206 1982 (9 games)
- Most, game**  
 61 at Chicago (12-12-65)  
 59 at Dallas (10-12-80)  
 56 at L.A. Rams (11-9-58)
- Fewest, game**  
 0 (Several times) Last: at New Orleans (10-11-98)  
 2 at New Orleans (10-1-72)  
 3 (Several times) Last: vs. New England (9-17-95)

## Most, first half

38 at Dallas (10-12-80)

## Most, second half

36 at New Orleans (11-23-69)

## Most, first quarter

21 at L.A. Rams (11-9-58)

## Most, second quarter

28 at Minnesota (9-29-63)

## Most, third quarter

24 vs. St. Louis (10-6-74)

## Most, fourth quarter

21 at Atlanta (11-15-98)  
 at Minnesota (9-8-85)  
 at N.Y. Jets (9-21-80)  
 at Minnesota (12-4-77)

## TOUCHDOWNS ALLOWED

- Most, season**  
 54 1979  
 52 1980  
 1965  
 1963

**Fewest, season**

- 23 1971
- 24 1984
- \* 1982 (9 games)
- 1976
- 1951
- 25 1996
- 1991
- 1960

**Most, game**

- 9 at Chicago (12-12-65)
- 8 at Dallas (10-12-80)
- at L.A. Rams (11-9-58)

**Fewest, game**

- 0 (Several times) Last: at New Orleans (10-11-98)

**POINTS AFTER TOUCHDOWN ALLOWED (KICKING)****Most, season**

- 50 1980
- 1963
- 48 1965
- 46 1979

**Fewest, season**

- 17 1995
- 20 1976
- 21 1996
- 1971

**Most, game**

- 8 at Dallas (10-12-80)
- at L.A. Rams (11-9-58)
- 7 at Chicago (12-12-65)

**Fewest, game**

- 0 (Several times) Last: at New Orleans (10-11-98)

**POINTS AFTER TOUCHDOWN ALLOWED (2-POINTS)**

- 7 1994
- 4 1996
- 2 1995

**POINTS AFTER TOUCHDOWN ATTEMPTED (2-POINTS)**

- 12 1994
- 8 1995
- 4 1996

**FIELD GOALS ALLOWED****Most, season**

- 31 1973
- 27 1995
- 1993
- 1985
- 26 1996
- 1974

**Fewest, season**

- 5 1959
- 6 1976
- 1958
- 7 1954

**Most, game**

- 5 at Green Bay (10-14-96)
- at New Orleans (10-25-87)
- at Baltimore (9-25-66)

**FIELD GOAL ATTEMPTS****Most, season**

- 45 1973
- 38 1978
- 36 1969

**Fewest, season**

- 11 1954
- 12 1959
- 16 1953

**Most, game**

- 7 vs. New Orleans (10-25-87)
- 6 vs. Carolina (11-8-98)
- vs. Atlanta (10-7-73)
- vs. Kansas City (12-6-71)

**FIRST DOWNS****TOTAL ALLOWED****Most, season**

- 341 1980
- 326 1979
- 304 1963

**Fewest, season**

- 167 1952
- \*170 1982 (9 games)
- 188 1951
- 198 1960

**Most, game**

- 31 vs. Dallas (11-10-63)
- at Minnesota (10-15-61)
- vs. Baltimore (12-13-53)
- 30 at N.Y. Jets (9-21-80)
- at Washington (11-12-67)

**Fewest, game**

- 2 vs. New Orleans (10-21-73)
- 4 at Detroit (10-12-52)
- 5 at Baltimore (10-13-63)

**RUSHING ALLOWED****Most, season**

- 137 1980
- 136 1979
- 132 1955

**Fewest, season**

- 57 1995
- 67 1997
- 74 1954
- 76 1996
- 1989
- \*71 1982 (9 games)

**Most, game**

- 19 at Green Bay (10-11-59)
- 18 at Baltimore (11-22-59)
- at Chicago (10-14-56)
- 17 vs. Green Bay (12-13-59)

**Fewest, game**

- 0 vs. L.A. Rams (12-6-64)
- at Baltimore (10-13-63)
- 1 vs. St. Louis (10-12-97)
- vs. St. Louis (9-8-96)
- at Chicago (12-3-67)
- vs. Baltimore (12-18-60)

**PASSING ALLOWED****Most, season**

- 192 1995
- 185 1980
- 183 1985

**Fewest, season**

- 76 1952
- 81 1950
- 84 1951

**Most, game**

- 25 at N.Y. Jets (9-21-80)
- 23 vs. Dallas (11-10-63)

**Fewest, game**

- 0 vs. New Orleans (10-21-73)  
vs. L.A. Rams (10-10-71)  
1 at Green Bay (Milw.) (11-24-63)  
at Detroit (10-6-63)  
vs. L.A. Rams (10-7-56)

**BY PENALTY****Most, season**

- 37 1978  
30 1979  
1997  
29 1996

**Fewest, season**

- 9 1960  
1956  
10 1952  
11 1954  
\* 1982 (9 games)

**Most, game**

- 7 at Buffalo (10-4-98)  
6 vs. Detroit (12-14-98)  
vs. Detroit (10-23-77)  
at Washington (11-12-67)  
5 vs. Carolina (12-8-96)  
vs. L.A. Rams (12-6-64)  
vs. St. Louis (9-27-64)

**NET YARDS****YARDS ALLOWED****Most, season**

- 5,969 1980 (2,218 rushing, 3,751 passing)  
5,447 1963 (2,076 rushing, 3,371 passing)  
5,393 1979 (2,213 rushing, 3,180 passing)

**Fewest, season**

- 3,425 1950 (1,548 rushing, 1,877 passing)  
3,458 1977 (1,869 rushing, 1,589 passing)  
3,479 1960 (1,700 rushing, 1,779 passing)  
\*3,035 1982 (1,199 rushing, 1,836 passing) (9 games)

**Most, game**

- 584 at Chicago (12-12-65)  
(183 rushing, 401 passing)  
577 vs. L.A. Rams (11-9-58)  
(324 rushing, 253 passing)

**Fewest, game**

- 44 vs. Atlanta (10-23-76)  
(83 rushing, -39 passing)  
61 at Detroit (10-6-63)  
(71 rushing, -10 passing)  
65 at Detroit (10-12-52)  
(40 rushing, 25 passing)

**RUSHING****ATTEMPTS ALLOWED****Most, season**

- 649 1978  
556 1980  
551 1977

**Fewest, season**

- 348 1995  
1954  
350 1959  
351 1992  
\*303 1982 (9 games)

**Most, game**

- 62 vs. Chicago (9-24-50)  
60 at Baltimore (11-22-59)

**Fewest, game**

- 8 vs. Detroit (10-20-91)  
11 at N.Y. Jets (9-21-80)  
12 at Philadelphia (10-15-67)

**YARDS ALLOWED****Most, season**

- 2,365 1978  
2,241 1962  
2,218 1980

**Fewest, season**

- 1,061 1995  
1,258 1990  
1,338 1994

**Most, game**

- 324 at L.A. Rams (11-9-58)

**Fewest, game**

- 7 at New Orleans (10-1-72)  
13 vs. N.Y. Giants (12-1-86)  
15 vs. L.A. Rams (12-6-64)

**AVERAGE ALLOWED****Highest, season**

- 5.4 1958 (380-2,038)  
4.8 1962 (464-2,241)  
4.6 1956 (481-2,192)

**Lowest, season**

- 3.0 1995 (348-1,061)  
3.4 1977 (551-1,869)  
1970 (525-1,799)  
3.5 1997 (386-1,366)  
1975 (519-1,814)  
1964 (442-1,560)

**Highest, game**

- 8.5 at Denver (10-25-70), (33-280)  
8.3 at L.A. Rams (11-9-58), (39-324)

**Fewest, game**

- 0.4 at New Orleans (10-1-72), (16-7)  
0.9 at Minnesota (12-14-69), (14-12)  
1.4 at N.Y. Giants (11-17-63), (21-30)

**TOUCHDOWNS ALLOWED****Most, season**

- 27 1955  
26 1965  
25 1996  
1956

**Fewest, season**

- 4 1971  
5 1997  
1995  
1992  
6 1993

**Most, game**

- 6 at Chicago (12-12-65)  
5 vs. Detroit (10-29-67)  
4 at Green Bay (10-23-60)  
at Baltimore (11-22-59)

**PASSING****ATTEMPTS ALLOWED****Most, season**

- 621 1985  
611 1995  
604 1986

**Fewest, season**

- 270 1977  
279 1956  
280 1959  
\*278 1982 (9 games)

**Most, game**

- 61 at Green Bay (10-14-96)
- 60 at N.Y. Jets (9-21-80)
- 58 vs. N.Y. Jets (9-6-98)  
at Miami (9-28-86)  
at Washington (12-1-85)
- 57 at Green Bay (Milw.) (10-26-86)

**Fewest, game**

- 6 at N.Y. Giants (10-16-77)
- 8 vs. New Orleans (11-27-77)  
vs. L.A. Rams (11-21-76)
- 9 at Chicago (10-16-60)

**COMPLETIONS ALLOWED****Most, season**

- 346 1985
- 330 1995
- 329 1994

**Fewest, season**

- 135 1959
- 139 1977
- 140 1960

**Most, game**

- 42 at N.Y. Jets (11-21-80)
- 37 at Atlanta (10-6-85)
- 35 at L.A. Rams (10-27-86)  
at Miami (9-28-86)

**Fewest, game**

- 2 at N.Y. Giants (10-16-77),  
6 attempts  
vs. L.A. Rams (10-10-71),  
12 attempts
- 3 vs. Detroit (11-2-69), 14 attempts
- 4 vs. Minnesota (12-14-69), 10 attempts  
at Chicago (10-16-60), 9 attempts  
at Chicago (11-19-50), 21 attempts

**OPPONENTS' COMPLETION PCT.****Highest, season**

- 66.1 1980
- 61.2 1983
- 59.4 1979

**Lowest, season**

- 44.2 1952
- 44.6 1971
- 44.7 1951

**Highest, game (15+ attempts)**

- 88.9 vs. L.A. Rams (11-7-54), 16-18

**Lowest, game (10+ attempts)**

- 16.7 vs. L.A. Rams (10-20-71), 2-12
- 19.0 at Chicago (11-19-50), 4-21
- 21.4 vs. Detroit (11-2-69), 3-14

**NET YARDS ALLOWED****Most, season**

- 3,756 1994
- 3,751 1980
- 3,733 1998

**Fewest, season**

- 1,589 1977
- 1,638 1952
- 1,776 1976

**Most, game**

- 450 vs. San Diego (12-11-82)
- 419 vs. Dallas (11-10-63)
- 415 vs. N.Y. Jets (9-6-98)

**Fewest, game**

- 39 vs. Atlanta (10-23-76)
- 18 vs. L.A. Rams (10-10-71)
- 1 vs. Detroit (11-2-69)

**AVERAGE GAIN PER ATTEMPT****Highest, season**

- 8.00 1980
- 7.79 1962
- 7.73 1979

**Lowest, season**

- 4.08 1976
- 5.27 1953
- 5.34 1975

**Highest, game**

- 17.3 at L.A. Rams (10-20-74)
- 16.7 vs. Chicago (11-19-61)

**TD PASSES ALLOWED****Most, season**

- 29 1980
- 27 1963
- 26 1965

**Fewest, season**

- 10 1955
- 11 1985
- 1960
- 13 1987
- 1976
- 1956

**Most, game**

- 5 at Seattle (12-21-97)  
vs. L.A. Rams (10-23-83)  
vs. San Diego (12-11-82)  
at N.Y. Giants (11-17-63)  
at L.A. Rams (11-9-58)
- 4 (Several times) Last: at New Orleans (11-28-94)

**INTERCEPTIONS****INTERCEPTIONS****Most, season**

- 39 1986
- 33 1951
- 27 1981

**Fewest, season**

- 8 1977
- 9 1976
- 11 1975
- \*9 1982 (9 games)

**Most, game**

- 7 at Tampa Bay (9-7-86)
- 6 vs. New Orleans (9-14-97)  
at Chicago (10-17-54)  
vs. L.A. Rams (10-28-51)
- 5 (Several times) Last: vs. New Orleans (9-16-84)

**INTERCEPTION RETURN YARDS****Most, season**

- 578 1986
- 508 1994
- 455 1964

**Fewest, season**

- 88 1988
- 93 1976
- 97 1965

**Most, game**

- 171 vs. St. Louis (11-26-95)
- 137 vs. L.A. Rams (10-28-51)
- 115 at Atlanta (10-16-94)

**TOUCHDOWNS****Most, season**

- 5 1995, 1986, 1983
- 4 1994, 1991
- 3 1993, 1972, 1968, 1966



## SACKS

### SACKS

#### Most, season

61 1976  
60 1985  
57 1983

#### Most, game

10 vs. N.Y. Giants (11-23-80)  
at L.A. Rams (11-11-76)  
vs. L.A. Rams (12-6-64)  
8 at St. Louis (10-25-98)  
at Philadelphia (11-10-97)  
7 vs. St. Louis (9-8-96)

### SACK YARDAGE

#### Most, season

573 1976  
457 1985  
448 1986  
1983

#### Most, game

95 vs. Dallas Texans (10-26-52)

## PUNTING

### PUNTS ALLOWED

#### Most, season

107 1976  
92 1985  
91 1986

#### Fewest, season

42 1956  
47 1957  
49 1958

#### Most, game

12 vs. Detroit (10-23-77)  
vs. L.A. Rams (11-21-76)  
11 vs. New Orleans (10-3-73)  
10 vs. Cincinnati (10-20-96)  
vs. New Orleans (10-17-76)  
at Atlanta (10-29-72)

#### Fewest, game

0 vs. Buffalo (9-13-92)  
1 vs. New England (10-22-89)  
vs. L.A. Rams (9-30-73)

### YARDS ALLOWED

#### Most, season

4,327 1976  
3,765 1986  
3,695 1996

#### Fewest, season

1,709 1956  
1,895 1957  
1,995 1958

#### Most, game

461 at Atlanta (10-29-72)  
435 vs. Detroit (10-23-77)  
433 vs. L.A. Rams (11-21-76)

#### Fewest, game

0 vs. Buffalo (9-13-92)  
23 at Baltimore (10-1-67)  
35 vs. New England (10-22-89)

### AVERAGE ALLOWED

#### Highest, season

45.7 1964  
44.9 1962  
44.0 1967  
1961

#### Lowest, season

37.5 1977  
38.1 1979  
38.2 1980

#### Highest, game (4+ attempts)

58.5 at Miami (9-28-86), 4-234  
53.4 at Chicago (10-30-60), 5-267  
50.0 at Washington (11-6-94), 7-350

#### Lowest, game (4+ attempts)

23.0 at N.Y. Giants (10-5-87), 5-115  
24.9 at New Orleans (9-15-74), 4-99  
28.8 at New Orleans (12-17-90), 4-115  
vs. Miami (9-25-77), 4-115

## PUNT RETURNS

### RETURNS ALLOWED

#### Most, season

57 1981  
52 1976  
50 1964  
1963

#### Fewest, season

15 1993  
19 1971  
1951  
20 1972  
\* 1982 (9 games)

#### Most, game

9 at Detroit (10-6-63)  
8 vs. L.A. Rams (10-25-81)  
vs. Atlanta (10-23-76)  
7 at Chicago (10-17-54)

#### Fewest, game

0 (Several times) Last: vs. Minnesota (12-7-97)

### YARDS ALLOWED

#### Most, season

664 1981  
587 1963  
530 1980

#### Fewest, season

44 1971  
70 1972  
108 1953

#### Most, game

231 at Detroit (10-6-63)  
166 vs. L.A. Rams (10-25-81)  
134 at Chicago (12-12-65)

### AVERAGE RETURN ALLOWED

#### Highest, season

13.0 1952  
12.4 1965  
11.7 1963

#### Lowest, season

2.3 1971  
3.5 1972  
1956  
3.6 1958

### TOUCHDOWNS ALLOWED

#### Most, season

2 1964  
1963  
1961

#### Most, game

1 (Several times) Last: at Detroit (10-20-85)



## KICKOFF RETURNS

### RETURNS ALLOWED

#### Most, season

89 1994  
82 1997  
1995  
78 1984  
1983

#### Fewest, season

37 1964  
1963  
1955  
38 1960  
39 1959

#### Most, game

9 vs. Atlanta (9-29-96)  
vs. Chicago (12-23-91)  
at New Orleans (10-1-72)  
8 vs. New Orleans (9-14-97)  
vs. Atlanta (10-18-92)  
vs. Minnesota (12-8-84)

#### Fewest, game

0 (Several times) Last: at Atlanta (11-15-98)

## PENALTIES

### YARDS ALLOWED

#### Most, season

1,912 1994  
1,857 1995  
1,746 1997  
1,675 1983

#### Fewest, season

739 1958  
769 1960  
816 1963

#### Most, game

260 at Dallas (11-11-65)  
208 at Chicago (11-14-72)  
194 vs. Minnesota (12-8-84)

#### Fewest, game

0 (Several times) Last: at Atlanta (11-15-98)

### AVERAGE ALLOWED

#### Highest, season

27.6 1969  
25.2 1965  
24.8 1950

#### Lowest, season

17.6 1958  
18.4 1996  
18.7 1988

### TOUCHDOWNS ALLOWED

#### Most, season/game

1 (Several times) Last: vs. Atlanta (10-13-91)

### OPPONENTS PENALTIES

#### Most, season

154 1978  
119 1979  
108 1994  
1981

#### Fewest, season

43 1956  
44 1959  
51 1958  
1954

#### Most, game

17 at Atlanta (11-5-78)  
15 at Cleveland (11-15-53)

#### Fewest, game

0 at Baltimore (10-26-69)  
at Detroit (12-13-64)  
at Green Bay (12-14-63)  
at Detroit (10-6-63)  
at Cleveland (11-29-59)

### OPPONENTS YARDS PENALIZED

#### Most, season

1,301 1978  
965 1970  
938 1966

#### Fewest, season

321 1956  
412 1959  
426 1954

#### Most, game

165 at Minnesota (10-13-66)  
125 at New Orleans (10-11-98)  
at Atlanta (11-5-78)  
124 at Cleveland (11-15-53)

#### Fewest, game

0 at Baltimore (10-26-69)  
at Detroit (12-13-64)  
at Green Bay (12-14-63)  
at Detroit (10-6-63)  
at Cleveland (11-29-59)

## 25 AND UP

Steve Mariucci has recorded 25 wins in his first two seasons to rank second all-time. George Seifert owns the NFL record with 28 wins in his first two seasons as an NFL head coach. Barry Switzer posted 24 wins for Dallas in 1994-95.



# OPPONENTS INDIVIDUAL GAME RECORDS

## SCORING

### Points

36 Gale Sayers, at Chicago (12-12-65)

### Touchdowns

6 Gale Sayers, at Chicago (12-12-65)

### PATs

8 Paige Cothren, vs. L.A. Rams (10-5-58)

### PAT Attempts

8 Paige Cothren, vs. L.A. Rams (10-5-58)

### Field Goals

5 Chris Jacke, at Green Bay (10-14-96)

Morten Andersen, at New Orleans  
(10-25-87)

Lou Michaels, at Baltimore (9-25-66)

### Field Goal Attempts

7 Morten Andersen, at New Orleans  
(10-25-87)

### Long Field Goal

59 Morten Andersen, at Atlanta (12-24-95)

56 Al Del Greco, at Houston (10-27-96)

54 Jan Stenerud, Kansas City (12-6-71)

## RUSHING

### Attempts

32 Calvin Hill, at Dallas (11-10-74)

### Yards

192 Errie Pegram, vs. Atlanta (9-19-93)

### Touchdowns

4 Gale Sayers, at Chicago (12-12-65)

### Long

80t Floyd Little, vs. Denver (10-25-70)

## PASSING

### Attempts

61 Brett Favre, at Green Bay (10-14-96)

60 Richard Todd, at N.Y. Jets (9-21-80)

58 Glenn Foley, vs. N.Y. Jets (9-6-98)

### Completions

42 Richard Todd, at N.Y. Jets (9-21-80)

### Yards

460 Don Meredith, vs. Dallas (11-10-63)

### Touchdowns

5 Vince Ferragamo, at L.A. Rams  
(10-23-83)

Dan Fouts, vs. San Diego (12-11-82)

### Interceptions

7 Steve DeBerg, at Tampa Bay (9-7-86)

### Long

96t Tobin Rote to Billy Grimes, vs. Green  
Bay (12-10-50)

### Times sacked

10 Phil Simms, vs. N.Y. Giants (11-23-80)

James Harris, at L.A. Rams (10-11-76)

Bill Munson, vs. L.A. Rams (12-6-64)

## RECEIVING

### Receptions

17 Clark Gaines, at N.Y. Jets (9-21-80)

### Yards

220 Don Beebe, at Green Bay (10-14-96)

### Touchdowns

4 Harlon Hill, vs. Chicago (10-31-54)

### Long

96t Billy Grimes, vs. Green  
Bay (12-10-50)

## INTERCEPTIONS

### Interceptions

6 Bill Simpson, vs. L.A. Rams (11-20-77)

Gene Howard, at L.A. Rams (11-21-71)

Roy Winston, vs. Minnesota (10-25-64)

Donald Doll, at Detroit (10-8-50)

### Yards

107 Aaron Martin, at L.A. Rams (10-18-64)

### Long

101t Tom Pridemore, at Atlanta (9-20-81)

## PUNTING

### Punts

12 Wilbur Summers, vs. Detroit (10-23-77)

Rusty Jackson, vs. L.A. Rams (11-21-76)

### Average

58.5 Reggie Roby, at Miami (9-28-86), 4-234

### Long

90 Don Chandler, at Green Bay (10-10-65)

## PUNT RETURNS

### Returns

7 Roland Lawrence, Atlanta (10-23-76)

### Yards

184 Larry Watkins, Detroit (10-6-63)

### Long

90t Larry Watkins, Detroit (10-6-63)

## KICKOFF RETURNS

### Returns

9 Eric Metcalf, vs. Atlanta (9-29-96)

### Yards

208 Ron Smith, at Chicago (11-19-72)

### Long

101t Mel Gray, vs. New Orleans (9-21-86)

## POSTSEASON TRAIL

The 49ers have played in 12 different venues during their playoff run: Candlestick/3Com Park, Kezar, Metropolitan Stadium (Minneapolis), Texas Stadium, Pontiac Silverdome, RFK Stadium, Stanford Stadium, the Meadowlands, Soldier Field, Joe Robbie Stadium, the Louisiana Superdome, Lambeau Field and the Georgia Dome.



## 49ERS INDIVIDUAL CAREER STATISTICAL LEADERS

(NFL Totals Only, 1950-98)

### SCORING

NO	NAME	TD	R	P	RT	2-PT	PAT	PAT	FG	FGA	TOT
1.	Rice, Jerry (1985-curr.)	*175	10	*164	1	4	-	-	-	-	1,058
2.	Wersching, Ray (1977-87)	-	-	-	-	-	409	425	190	261	979
3.	Davis, Tommy (1959-69)	-	-	-	-	-	348	350	130	276	738
4.	Cofer, Mike (1988-93)	-	-	-	-	-	289	297	128	194	673
5.	Sohtau, Gordy (1950-58)	25	0	25	0	-	284	302	70	138	644
6.	Gossett, Bruce (1970-74)	-	-	-	-	-	163	168	99	153	460
7.	Craig, Roger (1983-90)	66	50	16	0	-	-	-	-	-	396
8.	Willard, Ken (1965-73)	61	45	16	0	-	-	-	-	-	366
9.	Washington, Gene (1969-77)	59	0	59	0	-	-	-	-	-	354
10.	Perry, Joe (1950-60, 63)	57	50	7	0	-	6	7	1	6	351

### PASSING YARDS

NO	NAME	ATT	COMP	PCT	YDS	TDS	INT	LONG
1.	Montana, Joe (1979-92)	4,600	2,929	63.7	35,124	244	123	96t
2.	Brodie, John (1957-73)	4,491	2,469	55.0	31,548	214	224	83t
3.	Young, Steve (1987-curr.)	3,564	2,355	66.1	29,460	218	82	97t
4.	Tittle, Y.A. (1951-60)	2,194	1,226	55.9	16,016	108	134	78t
5.	DeBerg, Steve (1977-80)	1,201	670	55.8	7,220	37	60	93
6.	Spurrier, Steve (1967-75)	840	441	52.5	5,250	33	48	81t
7.	Albert, Frank (1950-52)	601	316	52.6	3,847	27	43	60
8.	Plunkett, Jim (1976-77)	491	254	51.7	3,285	22	30	85
9.	Grbac, Elvis (1993-96)	430	284	66.0	3,098	18	16	81t
10.	Bono, Steve (1989-93)	359	220	61.2	2,558	14	7	78

### RUSHING YARDS

NO	NAME	ATT	YDS	AVG	TD	LONG
1.	Perry, Joe (1950-60, 63)	1,475	7,344	4.9	50	78t
2.	Craig, Roger (1983-90)	1,686	7,064	4.2	50	71
3.	Willard, Ken (1965-73)	1,582	5,930	3.7	45	69t
4.	Smith, J.D. (1956-64)	1,007	4,370	4.3	37	80t
5.	McElhenny, Hugh (1952-60)	877	4,288	4.9	35	89t
6.	Tyler, Wendell (1983-86)	624	3,112	4.9	16	40
7.	Young, Steve (1987-75)	598	3,520	6.7	34	49t
8.	Williams, Delvin (1974-77)	669	2,966	4.4	20	80t
9.	Jackson, Wilbur (1974-79)	745	2,955	3.9	10	80
10.	Watters, Ricky (1992-94)	653	2,840	4.3	25	43

### CAREER RECEPTIONS

NO	NAME	REC	YDS	AVG	TD	LONG
1.	Rice, Jerry (1985-curr.)	1,139*	17,612*	15.5	164*	96t
2.	Craig, Roger (1983-90)	508	4,442	8.7	16	73
3.	Clark, Dwight (1979-87)	506	6,750	13.3	48	80t
4.	Jones, Brent (1987-97)	417	5,195	12.5	33	69t
5.	Wilson, Billy (1951-60)	407	5,902	14.5	49	77t
6.	Washington, Gene (1969-77)	371	6,664	17.9	59	79t
7.	Taylor, John (1986-95)	347	5,598	16.3	43	97t
8.	Solomon, Freddie (1978-85)	310	4,873	15.7	43	93t
9.	Rathman, Tom (1986-93)	294	2,490	8.5	8	36
10.	Casey, Bernie (1961-66)	277	4,008	14.5	27	68t

### INTERCEPTIONS

NO	NAME	INT	YDS	AVG	TD	LONG
1.	Lott, Ronnie (1981-90)	51	643	12.6	5	83t
2.	Johnson, Jimmy (1961-76)	47	615	13.1	2	63
3.	Alexander, Kermit (1963-69)	36	499	13.9	1	66t
4.	Hanks, Merton (1991-curr.)	31	380	12.3	2	67t
5.	Hicks, Dwight (1979-85)	30	586	19.5	3	72
6.	Wagner, Lowell (1950-53, 55)	25	331	13.2	0	40
7.	Berry, Rex (1951-56)	22	404	18.4	3	44t
	Griffin, Don (1986-93)	22	49	2.2	0	23
	Baker, Dave (1959-61)	21	294	14.0	0	40
10.	Moegle, Dick (1955-59)	20	232	11.6	1	40

\*NFL Record



## SACKS

NO	NAME	SACKS
1.	Hardman, Cedrick (1970-79)	112.5
2.	Hart, Tommy (1968-77)	106
3.	Haley, Charles (1986-91)	63.5
4.	Board, Dwaine (1979-88)	61
5.	Dean, Fred (1981-85)	40
6.	Stubblefield, Dana (1993-97)	39.5
7.	Doleman, Chris (1996-98)	38.0
8.	Young, Bryant (1994-curr.)	37.0
9.	Elam, Cleveland (1976-78)	33
10.	Stover, Jeff (1982-88)	30.5
11.	Barker, Roy (1996-98)	30.0
12.	Roberts, Larry (1986-93)	27

## PUNT RETURN YARDAGE

NO	NAME	RTN	YDS	AVG	TD	LONG
1.	McLemore, Dana (1982-87)	142	1,531	10.8	4	93t
2.	Taylor, John (1986-95)	149	1,517	10.2	2	95t
3.	Taylor, Bruce (1970-77)	142	1,323	9.3	0	76
4.	Carter, Dexter (1990-94, 95-96)	117	1,213	10.4	2	78t
5.	McGill, Ralph (1972-76)	105	964	9.2	1	54
6.	Woodson, Abe (1958-64)	105	949	9.0	2	85t
7.	Solomon, Freddie (1978-85)	106	804	7.6	2	57t
8.	Alexander, Kermit (1963-69)	120	782	6.5	2	70t
9.	Arenas, Joe (1951-57)	124	774	6.2	1	67t
10.	Griffin, Don (1986-93)	74	667	9.0	1	76t

## YARDS FROM SCRIMMAGE

(Combined Rushing/Receiving)

NO	NAME	TOTAL YARDS	RUSHING	RECEIVING
1.	Rice, Jerry (1985-curr.)	18,226	614	17,612
2.	Craig, Roger (1983-90)	11,506	7,064	4,442
3.	Perry, Joe (1950-60, 63)	8,624	7,344	1,280
4.	Willard, Ken (1965-73)	8,086	5,930	2,156
5.	McElhenny, Hugh (1952-60)	6,954	4,069	2,666
6.	Clark, Dwight (1979-87)	6,800	50	6,750
7.	Washington, Gene (1969-77)	6,667	3	6,664
8.	Wilson, Billy (1951-60)	5,902	0	5,902
9.	Taylor, John (1986-95)	5,628	31	5,598
10.	Smith, J.D. (1956-64)	5,479	4,370	1,109

## PUNTING YARDAGE

NO	NAME	PUNTS	YARDS	AVG	LONG
1.	Davis, Tommy (1959-69)	511	22,841	44.7	82
2.	Wittum, Tom (1973-77)	380	15,494	40.8	68
3.	Runager, Max (1984-88)	281	11,370	40.5	62
4.	Spurrier, Steve (1967-75)	230	8,882	38.6	61
5.	Thompson, Tommy (1995-98)	208	8,711	41.9	65
6.	Miller, Jim (1980-82)	214	8,686	40.6	80
7.	Helton, Barry (1988-90)	202	7,832	38.8	56
8.	Wilmsmeyer, Klaus (1992-94)	145	5,871	40.5	61
9.	Albert, Frank (1946-52)	139	5,828	41.9	70
10.	McCann, Jim (1971-72)	113	4,439	39.3	63

## KICKOFF RETURN YARDAGE

NO	NAME	RET	YARDS	AVG	TD	LONG
1.	Woodson, Abe (1958-64)	166	4,873	29.4	5	105t
2.	Carter, Dexter (1990-94, 95-96)	217	4,789	22.1	2	98t
3.	Arenas, Joe (1951-57)	139	3,798	27.3	1	96
4.	Alexander, Kermit (1963-69)	137	3,271	23.9	0	56
5.	Washington, Vic (1971-73)	84	2,178	25.9	1	98t
6.	Owens, James (1979-80)	72	1,728	24.0	2	101t
7.	Monroe, Carl (1983-87)	76	1,660	21.8	1	95t
8.	Cunningham, Doug (1967-73)	68	1,613	23.7	0	94
9.	McElhenny, Hugh (1952-60)	65	1,494	23.0	0	55
10.	Hofer, Paul (1976-81)	68	1,466	21.6	0	48

\*NFL Record



# 49ERS YEARLY STATISTICAL LEADERS

## RUSHING

Year	Player	Att.	Yds.	Avg.	Long	TD	NFL/NFC	
							Rank	
1946	Standlee, Norm.....	134	683	5.1	—	2	—	—
1947	Strzykalski, John.....	143	906	6.3	50	5	—	—
1948	Strzykalski, John.....	141	915	6.5	—	4	—	—
1949	Perry, Joe.....	115	783	6.8	59	8	—	—
1950	Perry, Joe.....	124	647	5.2	78t	5	5	5
1951	Perry, Joe.....	136	677	5.0	58t	3	5	5
1952	Perry, Joe.....	158	725	4.6	78t	8	3	3
1953	Perry, Joe.....	192	1,018	5.3	51t	10	1	1
1954	Perry, Joe.....	173	1,049	6.1	58	8	1	1
1955	Perry, Joe.....	156	701	4.5	42	2	5	5
1956	McElhenny, Hugh.....	185	916	5.0	86t	8	3	3
1957	McElhenny, Hugh.....	102	478	4.7	61	1	15	15
1958	Perry, Joe.....	125	758	6.1	73t	4	3	3
1959	Smith, J.D.....	207	1,036	5.0	73t	10	2	2
1960	Smith, J.D.....	174	780	4.5	41	5	5	5
1961	Smith, J.D.....	167	823	4.9	33	8	5	5
1962	Smith, J.D.....	258	907	3.5	28	6	6	6
1963	Smith, J.D.....	162	560	3.5	52t	5	13	13
1964	Kopay, Dave.....	75	271	3.6	18	0	32	32
1965	Willard, Ken.....	189	778	4.1	32	5	4	4
1966	Willard, Ken.....	191	763	4.0	49	5	5	5
1967	Willard, Ken.....	169	510	3.0	20	5	17	17
1968	Willard, Ken.....	227	967	4.3	69t	7	2	2
1969	Willard, Ken.....	171	557	3.3	18	7	13	13
1970	Willard, Ken.....	236	789	3.3	20	7	9/6	9/6
1971	Willard, Ken.....	216	855	4.0	49	4	15/9	15/9
1972	Washington, Vic.....	141	468	3.3	33	3	42/20	42/20
1973	Washington, Vic.....	151	534	3.5	25	8	32/15	32/15
1974	Jackson, Wilbur.....	174	705	4.1	64	0	17/8	17/8
1975	Williams, Delvin.....	117	631	5.4	52	3	21/13	21/13
1976	Williams, Delvin.....	248	1,203	4.9	80t	7	3/2	3/2
1977	Williams, Delvin.....	268	931	3.5	40	7	10/5	10/5
1978	Simpson, O.J.....	161	593	3.7	34	1	39/19	39/19
1979	Hofer, Paul.....	123	615	5.0	47	7	33/17	33/17
1980	Cooper, Earl.....	171	720	4.2	47	5	23/12	23/12
1981	Patton, Ricky.....	152	543	3.6	28	4	35/16	35/16
1982	Moore, Jeff.....	85	281	3.3	19	4	37/16	37/16
1983	Tyler, Wendell.....	176	856	4.9	39	4	19/10	19/10
1984	Tyler, Wendell.....	246	1,262	5.1	40	7	5/5	5/5
1985	Craig, Roger.....	214	1,050	4.9	62t	9	13/8	13/8
1986	Craig, Roger.....	204	830	4.1	25	7	13/8	13/8
1987	Craig, Roger.....	215	815	3.8	25	3	8/5	8/5
1988	Craig, Roger.....	310	1,502	4.8	46t	9	3/2	3/2
1989	Craig, Roger.....	271	1,054	3.9	27	6	10/5	10/5
1990	Carter, Dexter.....	114	460	4.0	74t	1	39/19	39/19
1991	Henderson, Keith.....	137	561	4.1	25	2	30/11	30/11
1992	Watters, Ricky.....	206	1,013	4.9	43	9	13/8	13/8
1993	Watters, Ricky.....	208	950	4.6	39	10	12/8	12/8
1994	Watters, Ricky.....	239	877	3.7	23	6	15/8	15/8
1995	Loville, Derek.....	218	723	3.3	27	10	24/13	24/13
1996	Kirby, Terry.....	134	559	4.2	31	3	33/15	33/15
1997	Hearst, Garrison.....	234	1,019	4.4	51	4	15/7	15/7
1998	Hearst, Garrison.....	310	1,570	5.1	96t	7	3/2	3/2

## PASSING

Year	Player	Att.	Comp.	Pct.	Yds.	TD	Int.	Rating	NFL/NFC	
									Rank	
1946	Albert, Frank.....	197	104	52.9	1,404	14	14	—	—	—
1947	Albert, Frank.....	242	128	52.9	1,692	18	15	—	—	—
1948	Albert, Frank.....	264	154	58.3	1,990	29	10	—	—	—



Year	Player	Att.	Comp.	Pct.	Yds.	TD	Int.	Rating	NFL/NFC
									Rank
1949	Albert, Frank	260	129	49.6	1,862	27	16	—	—
1950	Albert, Frank	306	155	50.7	1,767	14	23	52.6	8
1951	Albert, Frank	166	90	50.7	1,116	5	10	60.2	8
1952	Tittle, Y.A.	208	106	51.0	1,407	11	12	66.4	5
1953	Tittle, Y.A.	259	149	57.5	2,121	20	16	84.0	3
1954	Tittle, Y.A.	295	170	57.6	2,205	9	9	78.4	7
1955	Tittle, Y.A.	287	147	51.2	2,185	17	28	56.5	4
1956	Tittle, Y.A.	218	124	56.9	1,641	7	12	68.5	7
1957	Tittle, Y.A.	279	176	63.1	2,157	13	15	79.6	6
1958	Tittle, Y.A.	208	120	57.7	1,467	9	15	59.1	3
1959	Tittle, Y.A.	199	102	51.3	1,331	10	15	58.2	4
1960	Brodie, John	207	103	49.8	1,111	6	9	57.8	5
1961	Brodie, John	283	155	54.8	2,588	14	12	84.5	4
1962	Brodie, John	304	175	57.6	2,272	18	16	78.1	6
1963	McHan, Lamar	195	83	42.3	1,243	8	11	54.3	15
1964	Brodie, John	392	193	49.2	2,498	14	16	64.3	12
1965	Brodie, John	391	242	61.9	3,112	30	16	95.2	3
1966	Brodie, John	427	232	54.3	2,810	16	22	65.5	8
1967	Brodie, John	349	168	48.1	2,013	11	16	57.5	11
1968	Brodie, John	404	234	57.9	3,020	22	21	77.9	3
1969	Brodie, John	347	194	55.9	2,405	16	15	74.9	7
1970	Brodie, John	378	223	59.0	2,941	24	10	93.9	1/1
1971	Brodie, John	387	208	53.7	2,642	18	24	64.7	12/6
1972	Spurrier, Steve	269	147	54.6	1,983	18	16	76.2	8/5
1973	Spurrier, Steve	157	83	52.9	882	4	7	59.2	21/13
1974	Owen, Tom	184	88	47.8	1,327	10	15	54.8	25/11
1975	Snead, Norm	189	108	57.1	1,337	9	10	77.2	11/5
1976	Plunkett, Jim	243	126	51.9	1,592	13	16	62.8	17/8
1977	Plunkett, Jim	248	128	51.6	1,693	9	14	62.1	17/8
1978	DeBerg, Steve	302	137	45.4	1,570	8	22	39.8	28/17
1979	DeBerg, Steve	578	347	60.0	3,652	17	21	70.3	13/5
1980	Montana, Joe	273	176	64.5	1,795	15	9	87.8	5/4
1981	Montana, Joe	488	311	63.7	3,565	19	12	88.2	4/1
1982	Montana, Joe	346	213	61.6	2,613	17	11	87.9	5/3
1983	Montana, Joe	515	332	64.5	3,910	26	12	94.6	5/3
1984	Montana, Joe	432	279	64.6	3,630	28	10	102.9	2/1
1985	Montana, Joe	494	303	61.3	3,653	27	13	91.3	3/1
1986	Montana, Joe	307	191	62.2	2,236	8	9	80.7	9/2
1987	Montana, Joe	398	266	66.8	3,054	31	13	102.1	1/1
1988	Montana, Joe	397	238	59.9	2,981	18	10	87.9	6/3
1989	Montana, Joe	386	271	70.2	3,521	26	8	112.4	1/1
1990	Montana, Joe	520	321	61.7	3,944	26	16	89.0	7/3
1991	Young, Steve	279	180	64.5	2,517	17	8	101.8	1/1
1992	Young, Steve	402	268	66.7	3,465	25	7	107.0	1/1
1993	Young, Steve	462	314	68.0	4,023	29	16	101.5	1/1
1994	Young, Steve	461	324	70.3	3,969	35	10	112.8*	1/1
1995	Young, Steve	447	299	66.9	3,200	20	11	92.3	5/4
1996	Young, Steve	316	214	67.7	2,410	14	6	97.2	1/1
1997	Young, Steve	356	241	67.7	3,029	19	6	104.7	1/1
1998	Young, Steve	517	322	62.3	4,170	36	12	101.1	3/2

\*NFL Record

## RECEIVING

(Based on Number of Catches)

Year	Player	No.	Yds.	Avg.	Long	TD	NFL/NFC
							Rank
1946	Beals, Alyn	40	586	14.7	—	10	—
1947	Beals, Alyn	47	655	13.9	54	10	—
1948	Beals, Alyn	46	591	12.8	—	14	—
1949	Beals, Alyn	44	678	15.4	—	12	—
1950	Loyd, Alex	32	402	12.6	38	0	18
1951	Soltau, Gordy	59	826	14.0	48t	7	2
1952	Soltau, Gordy	55	774	14.1	49t	7	4
1953	Wilson, Billy	51	840	16.5	61t	10	6



Year	Player	No.	Yds.	Avg.	Long	TD	NFL/NFC
							Rank
1954	Wilson, Billy	60	830	13.8	43	5	1
1955	Wilson, Billy	53	831	15.7	72 t	7	2
1956	Wilson, Billy	60	889	14.8	77t	5	1
1957	Wilson, Billy	52	757	14.6	40	6	1
1958	Conner, Clyde	49	512	10.4	26	5	5
1959	Wilson, Billy	44	540	12.3	57t	4	6
1960	Conner, Clyde	38	531	14.0	65t	2	1
1961	Owens, R.C.	55	1,032	18.8	54	5	7
1962	Casey, Bernie	53	819	15.5	48t	6	11
1963	Casey, Bernie	47	762	16.2	68t	7	14
1964	Casey, Bernie	58	808	13.9	63t	4	6
1965	Parks, Dave	80	1,344	16.8	53t	12	1
1966	Parks, Dave	66	974	14.8	65t	5	3
1967	Witcher, Dick	46	705	15.3	63t	3	17
1968	McNeil, Clifton	71	994	14.0	65t	7	1
1969	Washington, Gene	51	711	13.9	52	3	10
	Cunningham, Doug, RB	51	484	9.5	58	0	11
1970	Washington, Gene	53	1,100	20.8	79t	12	4/3
1971	Kwalick, Ted	52	664	12.8	42t	5	4/2
1972	Washington, Gene	46	978	20.0	62t	12	13/7
1973	Kwalick, Ted	47	729	15.5	48	5	10/6
1974	Schreiber, Larry, RB	30	217	7.2	16	1	60/36
1975	Washington, Gene	44	735	16.7	68t	9	31/10
1976	Washington, Gene	33	457	13.8	55t	6	52/25
	Jackson, Wilbur, RB	33	324	9.8	32	1	53/27
1977	Washington, Gene	32	638	19.9	47t	5	52/22
1978	Solomon, Freddie	31	458	14.8	58	2	83/42
1979	Hofer, Paul, RB	58	662	11.4	44	2	17/7
1980	Cooper, Earl, RB	83	567	6.8	66t	4	2/1
1981	Clark, Dwight	85	1,105	13.0	78t	4	2/1
1982	Clark, Dwight	60	913	15.2	51	5	1/1
1983	Clark, Dwight	70	840	12.0	46t	8	11/5
1984	Craig, Roger, RB	71	675	9.5	64t	3	11/6
1985	Craig Roger, RB	92	1,016	11.0	73	6	1/1
1986	Rice, Jerry	86	1,570	18.3	66t	15	2/1
1987	Craig, Roger, RB	66	492	7.5	35t	1	3/2
1988	Craig, Roger, RB	76	534	7.0	22	1	7/5
1989	Rice, Jerry	82	1,483	18.1	68t	17	5/4
1990	Rice, Jerry	100	1,502	15.0	64t	13	1/1
1991	Rice, Jerry	80	1,206	15.1	73t	14	5/3
1992	Rice, Jerry	84	1,201	14.3	80t	10	5/3
1993	Rice, Jerry	98	1,503	15.3	80t	15	2/2
1994	Rice, Jerry	112	1,499	13.4	69t	13	2/1
1995	Rice, Jerry	122 +	1,848*	15.1	81t	15	2/2
1996	Rice, Jerry	108	1,254	11.6	39	8	1/1
1997	Owens, Terrell	60	936	15.6	56t	8	32t/13t
1998	Rice, Jerry	82	1,157	14.1	75t	9	7t/3t

+ Team Record \* NFL Record

## PUNTING

(Based on Average)

Year	Player	No.	Avg.	Long	Had Blocked	NFL/NFC
						Rank
1946	Albert, Frank	54	41.0	73	0	—
1947	Albert, Frank	40	44.0	69	1	—
1948	Albert, Frank	35	44.8	82	0	—
1949	Albert, Frank	31	48.2	72	0	—
1950	Lillywhite, Verl	26	39.1	57	1	11
1951	Albert, Frank	34	44.3	66	0	2
1952	Albert, Frank	68	42.6	70	0	5
1953	Powers, Jim	42	40.6	55	1	8
1954	Brown, Hardy	10	38.4	58	0	11
1955	Luna, Bob	63	40.6	63	3	8
1956	Jessup, Bill	14	40.2	63	0	16
1957	Barnes, Larry	19	47.1	86	0	13



## RECORDS

Year	Player	No.	Avg.	Long	Had Blocked	NFL/NFC Rank
1958	Atkins, Bill	25	39.3	51	0	11
1959	Davis, Tommy	59	45.7	71	0	3
1960	Davis, Tommy	62	44.1	74	0	3
1961	Davis, Tommy	50	45.4	67	0	3
1962	Davis, Tommy	48	45.6	82	0	1
1963	Davis, Tommy	73	45.4	64	2	4
1964	Davis, Tommy	79	45.6	68	0	4
1965	Davis, Tommy	54	45.8	65	0	2
1966	Davis, Tommy	63	41.4	60	0	6
1967	Spurrier, Steve	73	37.6	61	1	12
1968	Spurrier, Steve	68	39.0	54	0	12
1969	Davis, Tommy	23	41.5	55	0	17
1970	Spurrier, Steve	75	38.4	58	0	14/11
1971	McCann, Jim	49	38.7	54	1	25/12
1972	McCann, Jim	64	39.7	63	1	21/10
1973	Wittum, Tom	79	43.7	62	0	4/1
1974	Wittum, Tom	68	41.2	67	1	4/2
1975	Wittum, Tom	67	41.9	64	3	3/2
1976	Wittum, Tom	89	40.8	64	3	3/2
1977	Wittum, Tom	77	36.4	54	3	26/13
1978	Connell, Mike	96	37.3	59	1	21/10
1979	Melville, Dan	71	37.0	53	1	25/14
1980	Miller, Jim	77	40.9	65	0	10/5
1981	Miller, Jim	93	41.5	65	0	15/6
1982	Miller, Jim	44	38.1	80	1*	25/13
1983	Orosz, Tom	65	39.3	61	1*	25/11
1984	Runager, Max	56	41.8	59	1	17/17
1985	Runager, Max	86	39.8	57	1*	26/13
1986	Runager, Max	83	41.6	62	2	10/6
1987	Runager, Max	55	39.2	56	1	22/11
1988	Helton, Barry	78	39.3	53	1	21/11
1989	Helton, Barry	55	40.5	56	1	12/8
1990	Helton, Barry	69	36.8	56	1	28/1
1991	Prokop, Joe	40	38.5	58	0	27/13
1992	Wilmsmeyer, Klaus	49	39.1	58	0	26/14
1993	Wilmsmeyer, Klaus	42	40.9	61	0	23/11
1994	Wilmsmeyer, Klaus	54	41.4	60	0	14/7t
1995	Thompson, Tommy	57	40.6	65	0	25/13t
1996	Thompson, Tommy	73	44.1	65	2	10/4
1997	Thompson, Tommy	78	40.8	55	1	30/15
1998	Roby, Reggie	60	41.9	66	0	22/9

## SCORING

Year	Player	TD	PAT	FG	Points	NFL/NFC Rank
1946	Beals, Alyn	10	1	0	61	—
1947	Beals, Alyn	10	0	0	60	—
1948	Beals, Alyn	14	0	0	84	—
1949	Beals, Alyn	12	1	0	73	—
1950	Soltau, Gordy	1	26	4	44	22
1951	Soltau, Gordy	7	30	6	90	5
1952	Soltau, Gordy	7	34	6	94	—
1953	Soltau, Gordy	6	48	40	114	1
1954	Soltau, Gordy	2	31	11	76	4
1955	Soltau, Gordy	1	27	3	42	24
	Wilson, Billy	7	0	0	42	25
1956	Soltau, Gordy	1	26	13	71	6
1957	Soltau, Gordy	0	33	9	60	9
1958	Soltau, Gordy	0	29	8	53	20
1959	Davis, Tommy	0	31	12	67	9
1960	Davis, Tommy	0	21	12	67	9
1961	Davis, Tommy	0	44	12	80	8
1962	Davis, Tommy	0	36	10	66	16
1963	Davis, Tommy	0	24	10	54	21



Year	Player	TD	PAT	FG	Points	NFL/NFC
						Rank
1964	Davis, Tommy	0	30	8	54	24
1965	Davis, Tommy	0	52	17	103	4
1966	Davis, Tommy	0	38	16	86	12
1967	Davis, Tommy	0	33	14	75	10
1968	Davis, Tommy	0	26	9	53	19
1969	Willard, Ken	10	0	0	60	21
1970	Gossett, Bruce	0	39	21	102	6/4
1971	Gossett, Bruce	0	32	23	101	5/3
1972	Gossett, Bruce	0	41	18	95	13/7
1973	Gossett, Bruce	0	26	26	104	7/4
1974	Gossett, Bruce	0	25	11	58	25/8
1975	Mike-Mayer, Steve	0	27	14	69	22/9
1976	Mike-Mayer, Steve	0	26	16	74	25/9
1977	Williams, Delvin	9	0	0	54	14/10
1978	Wersching, Ray	0	24	15	69	22/9
1979	Wersching, Ray	0	32	20	92	12/5
1980	Wersching, Ray	0	33	15	78	18/10
1981	Wersching, Ray	0	30	17	81	22/13
1982	Wersching, Ray	0	23	12	59	9/4
1983	Wersching, Ray	0	51	25	126	3/3
1984	Wersching, Ray	0	56	25	131	1/1
1985	Wersching, Ray	0	52	13	91	21/11
1986	Wersching, Ray	0	41	25	116	3/3
1987	Rice, Jerry	23	0	0	128	1/1
1988	Cofer, Mike	0	40	27	121	2/1
1989	Cofer, Mike	0	49	29	136	1/1
1990	Cofer, Mike	0	39	24	111	4/3
1991	Cofer, Mike	0	49	14	91	17/8
1992	Cofer, Mike	0	53	18	107	8/4
1993	Cofer, Mike	0	59	16	107	11/6
1994	Brien, Doug	0	60	15	105	11/4
1995	Rice, Jerry	17	1(2PT)	0	104	19/10
1996	Wilkins, Jeff	0	40	30	130	4/2
1997	Anderson, Gary	0	38	29	125	3/2
1998	Richey, Wade	0	51	18	103	14/6

RECORDS

## FIELD GOALS

Year	Player	Att.	Made	Pct.	Long	NFL/NFC
						Rank
1946	Vetrano, Joe	7	4	.571	—	—
1947	Vetrano, Joe	8	4	.500	30	—
1948	Vetrano, Joe	8	5	.625	47	—
1949	Vetrano, Joe	4	3	.750	—	—
1950	Soltau, Gordy	7	4	.571	26	9
1951	Soltau, Gordy	18	6	.333	42	10
1952	Soltau, Gordy	12	6	.500	31	6
1953	Soltau, Gordy	15	10	.667	39	4
1954	Soltau, Gordy	18	11	.611	37	4
1955	Soltau, Gordy	12	3	.250	28	10
1956	Soltau, Gordy	20	13	.650	40	2
1957	Soltau, Gordy	15	9	.600	37	7
1958	Soltau, Gordy	21	8	.381	39	8
1959	Davis, Tommy	26	12	.462	43	2
1960	Davis, Tommy	32	19	.594	40	1
1961	Davis, Tommy	22	12	.545	46	9
1962	Davis, Tommy	23	10	.435	42	10
1963	Davis, Tommy	31	10	.645	46	10
1964	Davis, Tommy	25	8	.320	53*	4
1965	Davis, Tommy	27	17	.630	53*	4
1966	Davis, Tommy	31	16	.516	46	12
1967	Davis, Tommy	33	14	.424	50	13
1968	Davis, Tommy	16	9	.563	38	10
1969	Davis, Tommy	10	3	.600	48	24/15
	Gavric, Momcilo	11	3	.273	32	26/17



Year	Player	Att.	Made	Pct.	Long	NFL/NFC	
						Rank	Rank
1970	Gossett, Bruce	31	21	.611	48		6/3
1971	Gossett, Bruce	36	23	.639	48		10/5
1972	Gossett, Bruce	29	18	.621	50		15/5
1973	Gossett, Bruce	33	20	.788	54		1/1
1974	Gossett, Bruce	24	11	.458	46		26/14
1975	Mike-Mayer, Steve	28	14	.500	54		24/13
1976	Mike-Mayer, Steve	28	16	.571	45		15/9
1977	Wersching, Ray	17	10	.588	50		17/5
1978	Wersching, Ray	23	15	.652	45		11/5
1979	Wersching, Ray	24	20	.833	45		3/1
1980	Wersching, Ray	19	15	.789	47		2/1
1981	Wersching, Ray	23	17	.739	45		5/4
1982	Wersching, Ray	17	12	.706	45		17/9
1983	Wersching, Ray	30	25	.833	52		5/3
1984	Wersching, Ray	35	25	.714	53		2/2
1985	Wersching, Ray	21	13	.619	45		25/12
1986	Wersching, Ray	35	25	.714	50		2/3
1987	Wersching, Ray	17	13	.764	45		21/10
1988	Cofer, Mike	38	27	.711	52		3/1
1989	Cofer, Mike	36	29	.806	47		4/2
1990	Cofer, Mike	36	24	.666	56*		5/3
1991	Cofer, Mike	28	14	.500	50		26/14
1992	Cofer, Mike	27	18	.666	46		17/8
1993	Cofer, Mike	26	16	.615	46		22/10
1994	Brien, Doug	20	15	.750	48		20/7
1995	Wilkins, Jeff	13	12	.923	40		—
1996	Wilkins, Jeff	34	30	.882	49		6/3
1997	Anderson, Gary	36	29	.806	51		11/7
1998	Richey, Wade	27	18	.667	46		28/14

\* Longest field goal in NFL that year

## KICKOFF RETURNS

Year	Player	No.	Yds.	Avg.	Long	TD	NFL/NFC	
							Rank	Rank
1946	Eshmont, Len	10	264	26.4	—	0		—
1947	Eshmont, Len	9	177	19.7	—	0		—
1948	Hall, Forrest	13	369	28.4	—	0		3
1949	Perry, Joe	14	337	24.1	—	0		5
1950	Cathcart, Sam	14	329	23.9	62	0		20
1951	Arenas, Joe	21	542	25.8	49	0		8
1952	McElhenny, Hugh	18	396	22.0	40	0		16
1953	Arenas, Joe	16	551	34.4	82	0		1
1954	Arenas, Joe	16	362	22.6	41	0		11
1955	Arenas, Joe	24	594	24.8	42	0		7
1956	Arenas, Joe	27	801	29.7	96	1		2
1957	Arenas, Joe	24	657	27.4	64	0		2
1958	Smith, J.D.	15	356	23.7	39	0		8
1959	Lyles, Lenny	25	565	22.6	46	0		10
1960	Lyles, Lenny	17	526	30.9	97	1		2
1961	Woodson, Abe	27	782	29.0	98	1		3
1962	Woodson, Abe	37	1,157	31.3	79	0		1
1963	Woodson, Abe	29	935	32.2	103	3		1
1964	Woodson, Abe	32	880	27.5	70	0		4
1965	Alexander, Kermit	32	741	23.2	46	0		20
1966	Alexander, Kermit	37	984	26.6	56	0		7
1967	Cunningham, Doug	31	826	26.6	94	0		5
1968	Alexander, Kermit	20	360	18.0	35	0		24
1969	Smith, Noland	14	310	22.1	60	0		—
1970	Smith, Noland	14	315	22.5	60	0		16
1971	Washington, Vic	33	858	26.0	74	0		12/8
1972	Washington, Vic	27	771	28.6	98	1		4/3
1973	Washington, Vic	24	549	22.9	38	0		26/10
1974	Holmes, Mike	25	612	24.5	57	0		15/6
1975	Moore, Manfred	26	650	25.0	52	0		10/5



## NFL/NFC

Year	Player	No.	Yds.	Avg.	Long	TD	Rank
1976	Leonard, Anthony	26	553	21.3	39	0	29/13
1977	Hofer, Paul	36	871	24.2	48	0	12/7
1978	Williams, Dave	34	745	21.9	89t	1	23/8
1979	Owens, James	41	1,002	24.4	85t	1	5/3
1980	Owens, James	31	726	23.4	101t	1	4/3
1981	Lawrence, Amos	17	437	25.7	92t	1	3/2
1982	McLemore, Dana	16	353	22.1	45	0	18/9
1983	McLemore, Dana	30	576	19.2	39	0	30/14
1984	Monroe, Carl	27	561	20.8	44	0	19/9
1985	Monroe, Carl	28	717	25.6	95t	1	4/3
1986	Crawford, Derrick*	15	280	18.7	34	0	—
1987	Rodgers, Del*	17	358	21.1	50	0	—
1988	DuBose, Doug	32	608	19.0	44	0	27/11
1989	Flagler, Terrence	32	643	20.1	41	0	18/11
1990	Carter, Dexter	41	783	19.1	35	0	21/11
1991	Carter, Dexter	37	839	22.7	98t	1	5/3
1992	Logan, Marc	22	478	21.7	82	0	9/6
1993	Carter, Dexter	25	494	19.8	60	0	18/11
1994	Carter, Dexter	48	1,105	23.0	96t	1	15/11
1995	Carter, Dexter	23	522	22.7	46	0	—
1996	Carter, Dexter	41	909	22.2	71	0	21/10
1997	Levy, Chuck	36	793	22.0	59	0	22/12
1998	Levy, Chuck	22	383	17.4	30	0	—

\* Insufficient returns to qualify for NFL rankings

## PUNT RETURNS

(Based on Yards)

## NFL/NFC

Year	Player	No.	Yds.	Avg.	Long	TD	Rank
1946	Casaneva, Ken	18	248	13.8	—	0	—
1947	Vetrano, Joe	12	137	11.4	—	0	—
1948	Cason, Jim	22	309	14.0	—	0	—
1949	Cason, Jim	21	351	16.7	—	0	—
1950	Cathcart, Sam	16	185	11.6	29	0	10
1951	Arenas, Joe	21	272	13.0	51	0	6
1952	McElhenny, Hugh	20	284	14.2	94t	1	5
1953	McElhenny, Hugh	15	104	6.9	25	0	7
1954	Arenas, Joe	23	117	5.1	23	0	6
1955	Arenas, Joe	21	55	2.6	7	0	17
1956	Arenas, Joe	19	117	6.2	67t	1	8
1957	Arenas, Joe	25	80	3.2	26	0	13
1958	McElhenny, Hugh	24	93	3.9	18	0	16
1959	Woodson, Abe	15	143	9.5	65	0	6
1960	Woodson, Abe	13	174	13.4	48	0	1
1961	Woodson, Abe	16	172	10.8	80t	1	4
1962	Woodson, Abe	19	179	9.4	85t	1	4
1963	Woodson, Abe	13	95	7.3	13	0	13
1964	Alexander, Kermit	21	189	9.0	70t	1	8
1965	Alexander, Kermit	35	262	7.5	40	0	7
1966	Alexander, Kermit	30	198	6.6	44t	4	6
1967	Cunningham, Doug	27	249	9.2	57	0	3
1968	Alexander, Kermit	24	87	3.6	26	0	16
1969	Smith, Noland	10	46	4.6	18	0	19
1970	Taylor, Bruce	43	516	12.0	76	0	2/1
1971	Taylor, Bruce	34	235	6.9	38	0	15/6
1972	McGill, Ralph	22	219	10.0	33	0	4/3
1973	Taylor, Bruce	15	207	13.8	61	0	1/1
1974	McGill, Ralph	20	161	8.3	47	0	20/13
1975	McGill, Ralph	31	290	9.4	34	0	18/9
1976	Leonard, Anthony	35	293	8.4	60t	1	20/9
1977	Leonard, Anthony	22	154	7.0	19t	0	30/13
1978	Steptoe, Jack	11*	129	11.7	28	0	—



Year	Player	No.	Yds.	Avg.	Long	TD	NFL/NFC	
							Rank	Rank
1979	Solomon, Freddie	23	142	6.2	14	0	—	23/9
1980	Solomon, Freddie	27	298	11.0	57t	2	—	3/2
1981	Solomon, Freddie	29	173	6.0	19	0	—	25/13
1982	McLemore, Dana	7*	156	22.3	93t	1	—	—
1983	McLemore, Dana	31	331	10.7	56t	1	—	6/2
1984	McLemore, Dana	45	521	11.6	79t	1	—	4/2
1985	McLemore, Dana	38	258	6.8	22	0	—	21/9
1986	Griffin, Don	38	377	9.9	76t	1	—	5/2
1987	McLemore, Dana	21	265	12.6	83t	1	—	2/2
1988	Taylor, John	44	556	12.6	95t	2	—	1/1
1989	Taylor, John	36	417	11.6	37	0	—	5/4
1990	Taylor, John	26	212	8.2	30	0	—	13/8
1991	Taylor, John	31	267	8.6	24	0	—	9/5
1992	Grant, Alan	29	249	8.6	46	0	—	12/6
1993	Carter, Dexter	34	411	12.1	72t	1	—	5/2
1994	Carter, Dexter	38	321	8.4	26	0	—	14/11
1995	Carter, Dexter	9*	164	18.2	78t	1	—	—
1996	Carter, Dexter	36	317	8.8	52	0	—	18/9
1997	Uwaezuoke, Iheanyi	34	373	11.0	36	0	—	11/6
1998	McQuarters, R.W.	47	406	8.6	72t	1	—	19/10

\* Insufficient returns to qualify for NFL rankings

## INTERCEPTIONS

Year	Player	No.	Yds.	Avg.	Long	TD	NFL/NFC	
							Rank	Rank
1946	Casanega, Ken	8	146	18.3	68	0	—	—
1947	Eshmont, Len	6	72	12.0	—	0	—	—
1948	Carr, Eddie	7	144	20.6	56	1	—	—
1949	Cason, Jim	9	152	19.9	—	0	—	—
1950	Powers, Jim	5	42	8.4	26	0	—	27
1951	Wagner, Lowell	9	115	12.8	40	0	—	8
1952	Wagner, Lowell	6	69	11.5	30	0	—	12
1953	Berry, Rex	7	142	20.3	29	1	—	8
1954	Berry, Rex	3	69	23.0	34t	1	—	32
1955	Moegle, Dick	6	50	8.3	37	0	—	14
1956	Moegle, Dick	6	75	12.5	31t	1	—	12
1957	Moegle, Dick	8	107	13.4	40	0	—	6
1958	Ridlon, Jim	4	10	2.5	3	0	—	23
1959	Baker, Dave	5	75	15.0	29	0	—	10
1960	Baker, Dave	10	96	9.6	28	0	—	1
1961	Baker, Dave	6	123	20.5	10	0	—	11
1962	Woodson, Abe	2	31	15.5	31	0	—	58
1963	Alexander, Kermit	5	72	17.4	38	0	—	18
1964	Alexander, Kermit	5	65	13.0	24	0	—	9
1965	Johnson, Jimmy	6	47	7.8	26	0	—	10
1966	Alexander, Kermit	4	73	18.3	55	0	—	25
1967	Alexander, Kermit	5	72	14.4	48	0	—	17
1968	Alexander, Kermit	9	155	17.2	66t	1	—	2
1969	Alexander, Kermit	5	39	7.8	22	0	—	14
1970	Taylor, Bruce	3	70	23.3	70	0	—	48/24
1971	Taylor, Bruce	3	68	22.7	49	0	—	65/33
1972	Johnson, Jimmy	4	18	4.5	15	0	—	43/17
1973	Taylor, Bruce	6	30	5.0	22	0	—	10/5
1974	McGill, Ralph	5	71	14.2	45	0	—	19/9
1975	Taylor, Bruce	3	29	9.7	15	0	—	75/36
1976	Rhodes, Bruce	3	42	14.0	30	0	—	—
1977	Washington, Dave	2	68	34.0	50	0	—	93/37
1978	Crist, Chuck	6	59	26.5	32	0	—	11/10
1979	Hicks, Dwight	5	57	11.4	29	0	—	28/12
1980	Hicks, Dwight	4	73	18.3	44	0	—	41/19
	Churchman, Ricky	4	7	1.8	7	0	—	41/19
1981	Hicks, Dwight	9	239	26.6	72	1	—	3/2
1982	Hicks, Dwight	3	5	1.7	3	0	—	22/8



NFL/NFC

Year	Player	No.	Yds.	Avg.	Long	TD	Rank
1983	Wright, Eric	7	164	23.4	60t	2	6/4
1984	Turner, Keena	4	51	12.8	21	0	40/17
	Lott, Ronnie	4	26	6.5	15	0	48/21
1985	Lott, Ronnie	6	68	11.3	25	0	16/7
1986	Lott, Ronnie	10	134	13.4	57t	1	1/1
1987	Lott, Ronnie	5	62	12.4	34	0	11/7
	Griffin, Don	5	1	0.2	1	0	14/9
1988	McKyer, Tim	7	11	1.6	7	0	5/6
1989	Lott, Ronnie	5	34	6.8	28	0	16/9
1990	Waymer, Dave	7	64	9.1	24	0	4/4
1991	Waymer, Dave	4	77	19.3	42	0	23/13
1992	Griffin, Don	5	4	0.8	2	0	15/5
1993	McGruder, Michael	5	89	17.8	37	1	14t/6t
1994	Hanks, Merton	7	93	13.3	38	0	4t/4t
1995	Drakeford, Tyrone	5	54	10.8	37	0	16t/10t
	Hanks, Merton	5	31	6.2	23	0	16t/10t
1996	Pope, Marquez	6	98	16.3	55t	1	4t/2t
1997	Hanks, Merton	6	103	17.2	55t	1	5t/3t
1998	Walker, Darnell	4	78	19.5	36	0	—
	Hanks, Merton	4	37	9.3	37	0	—
	Bronson, Zack	4	34	8.5	28	0	—
	McDonald, Tim	4	22	5.5	18	0	—

### QUARTERBACK SACK LEADERS

(Since 1971)

Year	Player	Sacks	Sack Yardage
1971	Hardman, Cedrick	18	- NA -
1972	Hart, Tommy	17	- NA -
1973	Hardman, Cedrick	9	- NA -
1974	Hardman, Cedrick	9	- NA -
1975	Hardman, Cedrick	15	- NA -
1976	Elam, Cleveland	14	- NA -
1977	Elam, Cleveland	17.5	- NA -
1978	Hardman, Cedrick	10.5	- NA -
1979	Board, Dwaine	7	52
1980	Stuckey, Jim	8.5	49.5
1981	Dean, Fred	12	106.5
1982	Dean, Fred	3.5	28.5
1983	Dean, Fred	17.5	151.5
1984	Board, Dwaine	10	82
1985	Board, Dwaine	11.5	95.5
1986	Haley, Charles	12	109
1987	Haley, Charles	6	42
1988	Haley, Charles	11.5	77
1989	Haley, Charles	10.5	88.5
	Holt, Pierce	10.5	85.5
1990	Haley, Charles	16	107
1991	Roberts, Larry	7	50
	Haley, Charles	7	49
1992	Harris, Tim	17	116
1993	Stubblefield, Dana	10.5	61.5
1994	Stubblefield, Dana	8.5	53.5
1995	Jackson, Rickey	9.5	49
1996	Barker, Roy	12.5	74.5
1997	Stubblefield, Dana	15.0	99.0
1998	Doleman, Chris	15.0	81.5

RECORDS



## 49ERS NFL LEADERS

### RUSHING CHAMPIONS

1953	Joe Perry .....	1,018
1954	Joe Perry .....	1,049

### PASSING CHAMPIONS

(Based on Passer Rating)

1970	John Brodie .....	93.9
1987	Joe Montana .....	102.1
1989	Joe Montana .....	112.4
1991	Steve Young .....	101.8
1992	Steve Young .....	107.0
1993	Steve Young .....	101.5
1994	Steve Young .....	*112.8
1996	Steve Young .....	97.2
1997	Steve Young .....	104.7

### RECEIVING CHAMPIONS

1954	Billy Wilson .....	60
1956	Billy Wilson .....	60
1957	Billy Wilson .....	52
1965	Dave Parks .....	80
1968	Clifton McNeil .....	71
1982	Dwight Clark .....	60
1985	Roger Craig .....	92
1990	Jerry Rice .....	100
1996	Jerry Rice .....	108

### PUNTING CHAMPIONS

(Based on Average)

1962	Tommy Davis .....	45.6
------	-------------------	------

### SCORING

1952	Gordy Soltau .....	94
1953	Gordy Soltau .....	114
1984	Ray Wersching .....	131
1987	Jerry Rice .....	138
1989	Mike Cofer .....	136

### KICKOFF RETURNS

(Based on Average)

1953	Joe Arenas .....	34.4
1959	Abe Woodson .....	29.4
1962	Abe Woodson .....	31.3
1963	Abe Woodson .....	32.2

### FIELD GOALS

1960	Tommy Davis .....	32
1988	Mike Cofer .....	38

### PUNT RETURNS

(Based on Yards)

1960	Abe Woodson .....	174
1988	John Taylor .....	556

### INTERCEPTIONS

1960	Dave Baker .....	10
1986	Ronnie Lott .....	10

\*NFL Record



# 49ERS BIG DAYS

## RUSHING

198 - Garrison Hearst vs. Detroit .....	December 14, 1998 (24 carries)
194 - Delvin Williams at St. Louis Cardinals .....	October 31, 1976 (34 carries)
190 - Roger Craig at L.A. Rams .....	October 16, 1988 (22 carries)
190 - Wilbur Jackson vs. New Orleans .....	November 27, 1977 (16 carries)
187 - Garrison Hearst vs. N.Y. Jets .....	September 6, 1998 (20 carries)
180 - Delvin Williams vs. Washington .....	November 7, 1976 (23 carries)
174 - Joe Perry vs. Detroit .....	November 2, 1958 (13 carries)
170 - Hugh McElhenny at Dallas Texans .....	October 5, 1952 (17 carries)
168 - J.D. Smith vs. Minnesota .....	November 26, 1961 (28 carries)
166 - Garrison Hearst vs. N.Y. Giants .....	November 30, 1998 (20 carries)
163 - Ricky Watters at L.A. Rams .....	November 22, 1992 (26 carries)
162 - Roger Craig at Phoenix .....	November 6, 1988 (22 carries)
162 - Ken Willard at Atlanta .....	December 15, 1968 (25 carries)
159 - Hugh McElhenny at Green Bay .....	November 23, 1958 (22 carries)
156 - Wilbur Jackson vs. Minnesota .....	November 29, 1976 (30 carries)
153 - Delvin Williams vs. Minnesota .....	November 29, 1976 (20 carries)
153 - Joe Perry at Green Bay .....	November 22, 1953 (16 carries)

## PASSING

476 - Joe Montana at Atlanta .....	October 14, 1990 (32 of 49)
462 - Steve Young at L.A. Rams .....	November 28, 1993 (26 of 32)
458 - Joe Montana at L.A. Rams .....	December 11, 1989 (30 of 42)
449 - Steve Young vs. Buffalo .....	September 13, 1992 (26 of 37)
441 - Joe Montana at Washington .....	November 17, 1986 (33 of 60)
429 - Joe Montana at Atlanta .....	October 6, 1985 (37 of 57)
428 - Joe Montana at Philadelphia .....	September 24, 1989 (25 of 34)
425 - Steve Young vs. Minnesota .....	December 18, 1995 (30 of 49)
411 - Joe Montana at Green Bay .....	November 4, 1990 (25 of 40)
408 - Joe Montana at St. Louis Cardinals .....	November 21, 1982 (26 of 39)
399 - Steve Young vs. Atlanta .....	October 18, 1992 (18 of 28)
398 - Joe Montana vs. Atlanta .....	September 23, 1990 (24 of 36)
393 - Steve Young vs. Carolina .....	December 8, 1996 (27 of 41)
390 - Joe Montana vs. Washington .....	September 16, 1990 (29 of 44)
387 - Steve Young vs. Atlanta .....	September 27, 1998 (28 of 39)
382 - Elvis Grbac at Miami .....	November 20, 1995 (31 of 41)
381 - Joe Montana vs. Washington .....	September 10, 1984 (24 of 40)
371 - Y.A. Tittle vs. Baltimore .....	December 13, 1953 (29 of 44)
365 - Joe Montana at L.A. Rams .....	October 28, 1984 (21 of 31)
363 - Steve Young vs. N.Y. Jets .....	September 6, 1998 (26 of 46)
359 - Jeff Kemp vs. Minnesota .....	October 12, 1986 (23 of 42)
358 - Joe Montana at L.A. Rams .....	October 23, 1983 (25 of 39)
356 - Joe Montana at Tampa Bay .....	September 7, 1986 (32 of 46)
Joe Montana vs. San Diego .....	December 11, 1982 (31 of 46)
John Brodie at L.A. Rams .....	November 9, 1969 (25 of 42)
355 - Steve Young at L.A. Rams .....	September 18, 1994 (31 of 39)
354 - Joe Montana at New Orleans .....	December 15, 1985 (25 of 38)
353 - Joe Montana at Houston .....	October 21, 1984 (25 of 35)
350 - Steve Young vs. Denver .....	December 17, 1994 (20 of 29)
348 - Steve Young at Detroit .....	September 25, 1995 (27 of 44)
Steve Young vs. Atlanta .....	October 13, 1991 (22 of 38)
Steve Young vs. San Diego .....	September 8, 1991 (26 of 36)
Steve DeBerg vs. Chicago Bears .....	October 28, 1979 (26 of 41)
347 - Steve Bono vs. New Orleans .....	December 1, 1991 (27 of 41)
345 - Steve DeBerg at Atlanta .....	September 28, 1980 (32 of 51)
345 - Steve DeBerg vs. Atlanta .....	December 16, 1979 (29 of 54)
343 - Joe Montana vs. Atlanta .....	September 18, 1988 (32 of 48)
342 - Steve Young at Atlanta .....	November 15, 1998 (21 of 40)
342 - Joe Montana vs. Cleveland .....	November 29, 1987 (23 of 31)
342 - Steve Young vs. Philadelphia .....	November 29, 1992 (24 of 35)
341 - Joe Montana at St. Louis Cardinals .....	September 18, 1983 (20 of 32)
341 - Y.A. Tittle at N.Y. Giants .....	November 9, 1952 (16 of 29)
336 - Steve Young vs. Atlanta .....	September 21, 1997 (17 of 24)
Steve Young at Carolina .....	December 10, 1995 (31 of 45)
Joe Montana at Denver .....	September 19, 1982 (26 of 37)
334 - Joe Montana vs. New Orleans .....	November 28, 1982 (27 of 42)
334 - Joe Montana vs. St. Louis Cardinals .....	October 18, 1987 (31 of 39)
332 - Jeff Kemp vs. New Orleans .....	September 21, 1986 (29 of 44)
331 - Steve Young vs. Atlanta .....	September 10, 1995 (27 of 40)
328 - Joe Montana vs. L.A. Rams .....	December 9, 1985 (26 of 36)
328 - John Brodie vs. Green Bay .....	December 10, 1961 (19 of 29)
327 - John Brodie at Chicago Bears .....	November 13, 1966 (28 of 54)
325 - Steve Young vs. L.A. Rams .....	November 20, 1994 (30 of 44)



## RECEIVING

289 - Jerry Rice vs. Minnesota.....	December 18, 1995 (14 catches)
286 - John Taylor at L.A. Rams.....	December 11, 1989 (11 catches)
241 - Jerry Rice vs. L.A. Rams.....	December 9, 1985 (10 catches)
231 - Dave Parks at Baltimore.....	October 3, 1965 (9 catches)
225 - Bernie Casey at Chicago Bears.....	November 13, 1966 (12 catches)
204 - Jerry Rice at Washington.....	November 17, 1986 (12 catches)
196 - Gordy Soltau at New York Giants.....	November 9, 1952 (10 catches)
192 - Billy Wilson vs. Chicago Bears.....	October 23, 1955 (8 catches)
187 - Jerry Rice at Green Bay.....	November 4, 1990 (6 catches)
186 - Dick Witcher at Atlanta.....	December 10, 1967 (11 catches)
183 - Jerry Rice vs. Atlanta.....	October 18, 1992 (7 catches)
181 - Jerry Rice at Detroit.....	September 25, 1995 (11 catches)
Jim Johnson vs. Detroit.....	November 11, 1962 (11 catches)
172 - Jerry Rice at Tampa Bay.....	November 14, 1993 (8 catches)
172 - Jerry Rice vs. Indianapolis.....	October 5, 1986 (6 catches)
171 - Jerry Rice at San Diego.....	November 27, 1988 (6 catches)
171 - Jerry Rice vs. Atlanta.....	September 23, 1990 (8 catches)
169 - Jerry Rice at Atlanta.....	November 15, 1998 (10 catches)
169 - Jerry Rice vs. L.A. Raiders.....	September 5, 1994 (7 catches)
169 - Bernie Casey at Philadelphia.....	September 20, 1964 (6 catches)
167 - Jerry Rice vs. Atlanta.....	September 10, 1995 (11 catches)
Roger Craig at Atlanta.....	October 6, 1985 (12 catches)
166 - Jerry Rice at L.A. Rams.....	November 28, 1993 (8 catches)
165 - Jerry Rice vs. L.A. Rams.....	November 20, 1994 (16 catches)
165 - Hugh McElhenny vs. Baltimore.....	December 8, 1957 (8 catches)
164 - Jerry Rice at Philadelphia.....	September 24, 1989 (6 catches)
164 - Gene Washington at Green Bay.....	November 5, 1972 (6 catches)
163 - Jerry Rice at Indianapolis.....	September 10, 1989 (6 catches)
163 - Jerry Rice vs. Atlanta.....	September 18, 1988 (8 catches)
163 - Jerry Rice at Seattle.....	September 25, 1988 (6 catches)
162 - Jerry Rice vs. Atlanta.....	September 27, 1998 (8 catches)
162 - John Taylor at Atlanta.....	December 3, 1989 (5 catches)
161 - Jerry Rice at Dallas.....	November 12, 1995 (5 catches)
160 - Gene Washington vs. New England.....	October 31, 1971 (5 catches)
160 - John Taylor vs. Washington.....	September 16, 1990 (8 catches)

## 49ERS LONGEST PLAYS

## LONG RUNS FROM SCRIMMAGE

96t Garrison Hearst vs. N.Y. Jets.....	September 6, 1998
89t Hugh McElhenny at Dallas Texans.....	October 5, 1952
86t Hugh McElhenny at Green Bay.....	November 18, 1956
82t Hugh McElhenny vs. Dallas Texans.....	October 26, 1952
80 Wilbur Jackson vs. New Orleans.....	November 27, 1977
80t Delvin Williams vs. Washington.....	November 7, 1976
80t J.D. Smith vs. Green Bay.....	December 7, 1958
78t Joe Perry vs. Dallas Texans.....	October 26, 1952
78t Joe Perry vs. Green Bay.....	December 10, 1950
75t Jimmy Thomas vs. Chicago.....	December 6, 1969
74t Dexter Carter at Atlanta.....	October 14, 1990

## LONG PASSES

97t Steve Young to John Taylor at Atlanta.....	November 3, 1991
96t Joe Montana to Jerry Rice at San Diego.....	November 27, 1988
95t Joe Montana to John Taylor at L.A. Rams.....	December 11, 1989
93t Steve DeBerg to Freddie Solomon vs. Atlanta.....	September 28, 1980
92t Joe Montana to John Taylor at L.A. Rams.....	December 11, 1989
85t Jim Plunkett to Delvin Williams vs. Washington.....	November 7, 1976
83t John Brodie to Dave Parks at L.A. Rams.....	October 18, 1964
82 Steve Young to Terry Kirby at Atlanta.....	October 19, 1997
81t Steve Young to Garrison Hearst vs. New Orleans.....	November 22, 1998
81t Elvis Grbac to Jerry Rice at Dallas.....	November 12, 1995
81t Steve Spurrier to Ted Kwalick vs. New Orleans.....	October 22, 1972
80t Steve Young to Jerry Rice at Detroit.....	December 19, 1993
80t Steve Young to Jerry Rice vs. Atlanta.....	October 18, 1992
80t Joe Montana to Jerry Rice vs. Washington.....	November 21, 1988
80t Joe Montana to Dwight Clark at Houston.....	October 21, 1984
80t John Brodie to Clifton McNeil at Green Bay.....	September 28, 1969
80t John Brodie to Dave Parks vs. Minnesota.....	October 25, 1964
80t John Brodie to Jimmy Johnson at Chicago Bears.....	October 14, 1962

## LONG PUNTS

86 Larry Barnes vs. Chicago Cardinals.....	September 29, 1957
82 Tommy Davis vs. Minnesota.....	September 30, 1962
81 Tommy Davis at St. Louis Cardinals.....	November 25, 1962



80	Jim Miller at Denver Broncos	September 19, 1982
79	Tommy Davis at Chicago Bears	October 14, 1962
76	Larry Barnes vs. Baltimore	December 8, 1957
75	Verl Lillywhite vs. Cleveland	September 30, 1957
74	Tommy Davis vs. Chicago Bears	October 30, 1951
72	Jon Kilgore vs. Chicago	December 6, 1969
71	Tommy Davis vs. Chicago Bears	October 25, 1959

### LONG PUNT RETURNS

95t	John Taylor vs. Washington	November 21, 1988
94t	Hugh McElhenny at Chicago Bears	October 19, 1952
93t	Dana McLemore vs. L.A. Rams	January 2, 1983
88t	Manfred Moore vs. Atlanta	November 24, 1974
85t	Abe Woodson at Green Bay	October 21, 1962
83t	Dana McLemore vs. Chicago	December 14, 1987
80t	Abe Woodson vs. Detroit	November 5, 1961
79t	Dana McLemore at N.Y. Giants	October 8, 1984
78t	Dexter Carter vs. Minnesota	December 18, 1995
77t	John Taylor vs. Detroit	October 2, 1988

### LONG KICKOFF RETURNS

105t	Abe Woodson at L.A. Rams	November 8, 1959
103t	Abe Woodson vs. Minnesota	September 15, 1963
101t	Terry Kirby vs. Carolina	November 16, 1997
101t	James Owens at Detroit	November 2, 1980
99t	Abe Woodson at N.Y. Giants	November 17, 1963
98t	Dexter Carter vs. New Orleans	December 1, 1991
98t	Vic Washington at Atlanta	October 29, 1972
98t	Abe Woodson at Detroit	October 1, 1961
97t	Vic Washington vs. Dallas	December 23, 1972
97t	Lenny Lyles vs. Baltimore	December 18, 1960
96t	Dexter Carter at Washington	November 6, 1994
96	Joe Arenas vs. Baltimore	December 16, 1956

### LONG INTERCEPTION RETURNS

94t	Alvin Randolph vs. Chicago	December 11, 1966
93t	Deion Sanders at Atlanta	October 16, 1994
90t	Deion Sanders at San Diego	December 11, 1994
88t	Tory Nixon at Green Bay	October 26, 1986
86t	Eric Davis vs. St. Louis Rams	November 26, 1995
83t	Ronnie Lott at Kansas City	December 26, 1982
82	Carlton Williamson vs. Seattle	November 25, 1985
77t	Tom Holmoe vs. St. Louis Cardinals	November 9, 1986
74t	Deion Sanders vs. New Orleans	September 25, 1994
73t	Tim McDonald at Washington	November 6, 1994

### LONG FUMBLE RETURNS

99t	Don Griffin vs. Chicago	December 23, 1991
96t	Lee Woodall vs. Buffalo	December 3, 1995
80t	Dwight Hicks at Washington	October 4, 1981
75t	Clark Miller at Detroit	November 14, 1965
73t	Skip Vanderbunt at Dallas	November 23, 1972
71	Gerard Williams vs. New Orleans	September 23, 1979
66t	Windlan Hall vs. Philadelphia	December 2, 1973
65t	Keena Turner at Washington	December 1, 1985
63t	Tommy Hart at St. Louis Cardinals	October 24, 1971
47t	Eric Davis at Dallas	October 17, 1993

### LONG FIELD GOALS

56	Mike Cofer at Atlanta	October 14, 1990
54	Steve Mike-Mayer at L.A. Rams	November 9, 1975
54	Bruce Gossett vs. New Orleans	October 21, 1973
53	Ray Wersching at Detroit	September 2, 1984
53	Tommy Davis at L.A. Rams	October 17, 1965
52	Mike Cofer at New Orleans	September 10, 1990
52	Mike Cofer vs. Washington	November 21, 1988
52	Ray Wersching at New Orleans	October 16, 1983
52	Bruce Gossett at Houston	November 15, 1970
51	Gary Anderson at New Orleans	October 26, 1997
51	Doug Brien at Indianapolis	October 15, 1995
51	Steve Mike-Mayer vs. Chicago	November 16, 1975

### LONG RETURNS OF FIELD GOAL ATTEMPT

92t	Bruce Taylor at New Orleans	December 13, 1970
62t	Johnny Jackson at Dallas	October 15, 1989
55t	Bruce Taylor at New Orleans	September 26, 1971
38	Kermit Alexander vs. Philadelphia	November 20, 1966
30	Kermit Alexander at Philadelphia	September 20, 1964



# THE LAST TIME

## TEAM

### Overtime Game:

San Francisco 31, Carolina 28, at Ericsson Stadium, Dec. 6, 1998

### Tie:

San Francisco 10, Atlanta 10, at Atlanta, Oct. 19, 1986

### Shutout:

**BY 49ERS:** San Francisco 31, New Orleans 0, at Louisiana Superdome Oct. 11, 1998

**BY OPPONENT:** Atlanta 7, San Francisco 0, at Fulton County Stadium, Oct. 9, 1977

### At least 400 total yards:

**BY 49ERS:** 410, at New England, Dec. 20, 1998

**BY OPPONENT:** 429, at Carolina, Dec. 6, 1998

### At least 500 total yards:

**BY 49ERS:** 538, vs. Atlanta, Sept. 27, 1998

**BY OPPONENT:** 538, vs. San Diego, Dec. 11, 1982

### At least 200 yards rushing:

**BY 49ERS:** 328, vs. Detroit, Dec. 14, 1998

**BY OPPONENT:** 203, at Carolina, Dec. 6, 1998

### At least 300 yards passing:

**BY 49ERS:** 307, at Atlanta, Nov. 15, 1998

**BY OPPONENT:** 311, vs. Detroit, Dec. 14, 1998

## OFFENSE

### 100-yard rushing game:

**BY 49ERS:** \*Garrison Hearst (22-128), vs. Green Bay, Jan. 3, 1999

**Regular Season:** Garrison Hearst (27-107), at New England, Dec. 20, 1998

**BY OPPONENT:** \*Jamal Anderson, (29-113), at Atlanta, Jan. 9, 1999

**Regular Season:** Robert Edwards, (24-101), at New England, Dec. 20, 1998

### 200-yard rushing game:

**BY 49ERS:** none

**BY OPPONENT:** none

### 100-yard receiving game:

**BY 49ERS:** Jerry Rice (5-115) at New England, Dec. 20, 1998

**BY OPPONENT:** Ike Hilliard (6-141), vs. N.Y. Giants, Nov. 30, 1998

### 200-yard receiving game:

**BY 49ERS:** Jerry Rice (14-289), vs. Minnesota, Dec. 18, 1995

**BY OPPONENT:** Don Beebe (11-220), at Green Bay Oct. 14, 1996

### 300-yard passing game:

**BY 49ERS:** Steve Young (21-40-342), at Atlanta, Nov. 15, 1998

**BY OPPONENT:** Kerry Collins (22-44-328), vs. New Orleans, Nov. 22, 1998

### 400-yard passing game:

**BY 49ERS:** Steve Young (30-49-425) vs. Minnesota, Dec. 18, 1995

**BY OPPONENT:** Glenn Foley (30-58-415) vs. N.Y. Jets, Sept. 6, 1998

### 6-touchdown passing game:

**BY 49ERS:** \*Steve Young, vs. San Diego, Jan. 29, 1995

**Regular Season:** Joe Montana, at Atlanta, Oct. 14, 1990

**BY OPPONENT:** never

### 5-touchdown passing game:

**BY 49ERS:** (6) \*Steve Young, vs. San Diego, Jan. 29, 1995

**Regular Season:** (6) Joe Montana, at Atlanta, Oct. 14, 1990

**BY OPPONENT:** Vince Ferragamo, at L.A. Rams, Oct. 23, 1983

**4-touchdown passing game:**

**BY 49ERS:** Steve Young, vs. New Orleans, Nov. 22, 1998

**BY OPPONENT:** Warren Moon, at Seattle, Dec. 21, 1997

**3-touchdown passing game:**

**BY 49ERS:** Steve Young, vs. New Orleans, Nov. 22, 1998

**BY OPPONENT:** Steve Bono, vs. St. Louis, Dec. 27, 1998

**DEFENSE****Interception return for a touchdown:**

**BY 49ERS:** \*Ken Norton Jr., vs. Minnesota, Jan. 3, 1998 (23 yards)

**Regular Season:** Merton Hanks, vs. Denver, Dec. 15, 1997 (55 yards)

**BY OPPONENT:** Mark McMillian, at Kansas City, Nov. 30, 1997 (12 yards)

**Fumble return for a touchdown:**

**BY 49ERS:** Kevin Greene, vs. Denver, Dec. 15, 1997 (40 yards)

**BY OPPONENT:** Paul Bradford, vs. San Diego, Nov. 23, 1997 (78 yards)

**At least three quarterback sacks:**

**BY 49ERS:** (4) Roy Barker, at St. Louis, Oct. 25, 1998

**BY OPPONENT:** (3) Reggie White, at Green Bay, Nov. 1, 1998

**At least two interceptions:**

**BY 49ERS:** (2) Darnell Walker, at St. Louis, Oct. 25, 1998

**BY OPPONENT:** (2) Ryan McNeil, at St. Louis, Sept. 3, 1995

**SPECIAL TEAMS****Kickoff return for touchdown:**

**BY 49ERS:** \*Chuck Levy, vs. Green Bay, Jan. 11, 1998 (95 yards)

**Regular Season:** Terry Kirby, vs. Carolina, Nov. 16, 1997 (101 yards)

**BY OPPONENT:** \*Andre Coleman, vs. San Diego, Jan. 29, 1995 (98 yards)

**Regular Season:** Deion Sanders, vs. Atlanta, Oct. 13, 1991 (101 yards)

**Punt return for touchdown:**

**BY 49ERS:** R.W. McQuarters, vs. St. Louis, Dec. 27, 1998 (72 yards)

**BY OPPONENT:** \*Desmond Howard, at Green Bay, Jan. 4, 1997 (71 yards)

**Regular Season:** Pete Mandley, at Detroit, Oct. 20, 1985 (63 yards)

**Blocked punt:**

**BY 49ERS:** Junior Bryant, vs. St. Louis, Oct. 12, 1997

**BY OPPONENT:** Tony Gonzales, at Kansas City, Nov. 30, 1997

**Blocked field goal attempt:**

**BY 49ERS:** Junior Bryant, vs. N.Y. Giants, Nov. 30, 1998

**BY OPPONENT:** Chad Eaton, at New England, Dec. 20, 1998

**Blocked PAT:**

**BY 49ERS:** Junior Bryant vs. Detroit, Dec. 14, 1998

**BY OPPONENT:** Keith McKenzie, at Green Bay, Nov. 1, 1998

**PAT missed:**

**BY 49ERS:** Wade Richey, at Green Bay, Nov. 1, 1998

**BY OPPONENT:** Jeff Wilkins, vs. St. Louis, Dec. 27, 1998

**Safety:**

**BY 49ERS:** Bryant Young sacked Mike Tomczak, at Pittsburgh, Dec. 15, 1996

**BY OPPONENT:** Randy Kirk, snapped ball out of end zone, at Green Bay, Nov. 1, 1998

\*Indicates postseason game



## CAREER 100/300 GAMES

### CAREER 100-YARD RUSHING GAMES

NO.	PLAYER	TEAM W-L-T
19	Joe Perry	15-4
14	Roger Craig	11-3
12	Hugh McElhenny	8-4
12	J.D. Smith	7-5
10	Wendell Tyler	8-2
10	Delvin Williams	5-5
9	Garrison Hearst	8-1
9	Ricky Watters	8-1
9	Ken Willard	5-3-1
4	Billy Kilmer	4-0
3	Wilbur Jackson	2-1
3	Paul Hofer	0-3
2	Joe Cribbs	2-0
2	Larry Schreiber	2-0
1	Joe Arenas	1-0
1	Dexter Carter	1-0
1	Lenvil Elliott	1-0
1	Keith Henderson	1-0
1	John Henry Johnson	1-0
1	Terry Kirby	1-0
1	Amp Lee	1-0
1	Gary Lewis	1-0
1	Verl Lillywhite	1-0
1	C.R. Roberts	1-0
1	Jimmy Thomas	1-0
1	Vic Washington	1-0
1	O.J. Simpson	0-1
1	Steve Young	0-1

132 97-34-1

### CAREER 300-YARD PASSING GAMES

NO.	PLAYER	TEAM W-L-T
35	Joe Montana	26-9
28	Steve Young	21-7
6	John Brodie	4-1-1
5	Y.A. Tittle	4-1
5	Steve DeBerg	0-5
2	Steve Bono	2-0
2	Jeff Kemp	1-1
2	Steve Spurrier	0-2
1	George Mira	1-0
1	Tom Owen	1-0
1	Mike Moroski	0-1

88 60-27-1

### CAREER 100-YARD RECEIVING GAMES

NO.	PLAYER	TEAM W-L-T
64	Jerry Rice	46-18
17	Gene Washington	11-5-1
16	Dwight Clark	11-5
12	John Taylor	10-2
11	Freddie Solomon	5-6
11	Dave Parks	2-8-1
10	Gordy Soltau	5-5
9	Bernie Casey	3-4-2
9	Billy Wilson	3-4-2
8	R.C. Owens	5-2-1
5	Monty Stickles	3-2
4	Paul Hofer	2-2
3	Terrell Owens	2-1
3	J.J. Stokes	2-1
3	J.R. Boone	2-1
3	Dick Witcher	2-1
3	Clinton McNeil	1-2
3	Ted Kwalick	0-2-1
2	Garrison Hearst	2-0
2	Clyde Conner	2-0
2	Roger Craig	2-0
2	John David Crow	1-1
2	Hugh McElhenny	1-1
1	Danny Abramowicz	1-0
1	Jimmy Johnson	1-0
1	Brent Jones	1-0
1	Don Lisbon	1-0
1	Willie McGee	1-0
1	Jeff Moore	1-0
1	Renaldo Nehemiah	1-0
1	Ted Popson	1-0
1	Tom Rathman	1-0
1	J.D. Smith	1-0
1	Aaron Thomas	1-0
1	Ricky Watters	1-0
1	Mike Wilson	1-0
1	Alyn Beals	0-1
1	Jimmy Cason	0-1
1	Carroll Hardy	0-1
1	Alex Loyd	0-1
1	Joe Perry	0-1
1	Mike Sherrard	0-1

223 136-79-8

## STOP THE GIVEAWAY

The 49ers are 2-14 in the postseason when they lose the takeaway-giveaway battle.



**POSTSEASON**



# 49ERS TEAM NFL POSTSEASON RECORDS

## SCORING

### Points

- 55 vs. Denver (1-28-90), Super Bowl XXIV
- 49 vs. San Diego (1-29-95), Super Bowl XXIX
- 44 vs. Chicago (1-7-95)
- vs. N.Y. Giants (1-15-94)

### Points, Opponents

- 49 at N.Y. Giants (1-4-87)
- 38 at Dallas (1-23-94)
- 36 vs. Minnesota (1-9-88)

### Points, Combined

- 75 vs. San Diego (1-29-95), Super Bowl XXIX
- 66 vs. Dallas (1-15-95)
- 65 vs. Denver (1-28-90), Super Bowl XXIV

### Touchdowns

- 8 vs. Denver (1-28-90), Super Bowl XXIV
- 7 vs. San Diego (1-29-95), Super Bowl XXIX
- 6 vs. Chicago (1-7-95)
- vs. N.Y. Giants (1-15-94)

### Touchdowns, Opponents

- 7 at N.Y. Giants (1-4-87)
- 6 at Dallas (1-23-94)
- 5 at Green Bay (1-4-97)

## FIRST DOWNS

### First Downs

- 31 vs. Miami (1-20-85), Super Bowl XIX
- 30 vs. Minnesota (1-3-98)
- 29 vs. L.A. Rams (1-14-90)

### First Downs, Opponents

- 29 vs. Dallas (1-15-95)
- 25 vs. Washington (1-12-91)
- vs. Minnesota (1-6-90)
- 24 vs. Green Bay (1-3-99)
- vs. Dallas (1-23-94)
- vs. Dallas (1-17-93)
- vs. Washington (1-8-84)
- vs. Cincinnati (1-24-82), Super Bowl XVI

### First Downs Rushing

- 16 vs. Miami (1-20-85), Super Bowl XIX
- 15 vs. Minnesota (1-3-98)
- 14 vs. Denver (1-28-90), Super Bowl XXIV

### First Downs Rushing, Opponents

- 16 vs. Dallas (1-3-71)
- 12 vs. N.Y. Giants (1-4-87)
- 11 vs. Washington (1-8-84)

### Fewest First Downs Rushing

- 1 vs. Green Bay (1-11-98)
- vs. N.Y. Giants (1-20-91)
- 2 (Several times) Last: vs. N.Y. Giants (1-4-87)
- 3 vs. Washington (1-12-91)
- vs. Washington (1-8-84)

### Fewest First Downs Rushing, Opponents

- 0 vs. L.A. Rams (1-14-90)
- 2 vs. Minnesota (1-3-98)
- vs. Miami (1-20-85)
- 3 vs. Philadelphia (12-29-96)
- vs. N.Y. Giants (1-15-94)
- vs. N.Y. Giants (1-3-82)

### First Downs Passing

- 17 vs. San Diego (1-29-95)
- vs. Dallas (1-20-82)
- 16 (Several times) Last: vs. Green Bay (1-6-96)
- 15 vs. Dallas (1-23-94)
- vs. Miami (1-20-85), Super Bowl XVI

### First Downs Passing, Opponents

- 18 vs. Dallas (1-15-95)
- vs. Washington (1-12-91)
- 17 vs. Minnesota (1-6-90)
- vs. Miami (1-20-85), Super Bowl XIX

### Fewest First Downs Passing

- 6 vs. Dallas (12-23-92)
- vs. N.Y. Giants (1-4-87)
- 7 vs. Dallas (1-2-72)
- 8 at Green Bay (1-4-97)
- vs. Minnesota (12-27-70)

### Fewest First Downs Passing, Opponents

- 3 vs. Chicago (1-6-85)
- 5 at Green Bay (1-4-97)
- vs. Washington (12-26-71)
- vs. Dallas (1-3-71)
- 6 (Several times) Last: vs. N.Y. Giants (1-15-93)

### First Downs By Penalty

- 4 vs. Minnesota (1-3-98)
- vs. Dallas (1-23-94)
- 3 vs. Green Bay (1-11-98)
- vs. Chicago (1-7-95)
- vs. N.Y. Giants (12-28-85)
- vs. Dallas (1-10-82)
- vs. N.Y. Giants (1-3-82)

### First Downs By Penalty, Opponents

- 4 vs. N.Y. Giants (1-20-91)
- vs. Cincinnati (1-24-82), Super Bowl XVI
- 3 (Several times) Last: vs. Dallas (1-15-95)

## TOTAL OFFENSE

### Total Plays

- 86 vs. Green Bay (1-6-96)
- 77 vs. Denver (1-28-90), Super Bowl XXIV
- vs. L.A. Rams (1-14-90)
- 76 vs. Miami (1-20-85), Super Bowl XIX

### Total Plays, Opponents

- 81 vs. Dallas (1-15-95)
- 79 vs. Minnesota (1-6-90)
- 77 vs. Dallas (12-23-72)

### Fewest Total Plays

- 41 vs. N.Y. Giants (1-20-91)
- 47 vs. Dallas (1-2-72)
- 56 vs. Philadelphia (12-29-96)

### Fewest Total Plays, Opponents

- 47 vs. L.A. Rams (1-14-90)
- 52 vs. Denver (1-28-90), Super Bowl XXIV
- 54 at Atlanta (1-9-99)

### Net Yards

- 537 vs. Miami (1-20-85), Super Bowl XIX
- 461 vs. Denver (1-28-95), Super Bowl XXIV
- 455 vs. San Diego (1-29-95), Super Bowl XXIX

### Net Yards, Opponents

- 451 vs. Dallas (1-15-95)
- 441 vs. Washington (1-12-91)
- 416 vs. Dallas (1-17-93)

### Net Yards, Combined

- 851 vs. Miami (1-20-85), Super Bowl XIX
- 835 vs. Washington (1-8-84)
- 831 vs. Dallas (1-17-93)



## RUSHING

### Rushes

- 45 vs. L.A. Rams (1-14-90)
- 44 vs. Denver (1-28-90), Super Bowl XXIV
- 41 vs. Minnesota (1-3-98)

### Rushes, Opponents

- 51 vs. Dallas (1-3-71)
- 46 at Dallas (1-2-72)
- 45 at Washington (1-8-84)

### Fewest Rushes

- 11 vs. Dallas (1-3-71)
- 16 at Washington (1-8-84)  
at Dallas (1-2-72)
- 18 vs. Green Bay (1-11-98)  
at Green Bay (1-4-97)  
vs. Green Bay (1-6-96)  
vs. Minnesota (1-9-88)

### Fewest Rushes, Opponents

- 9 vs. Miami (1-20-85), Super Bowl XIX
- 10 vs. L.A. Rams (1-14-90)
- 17 vs. Denver (1-28-90), Super Bowl XXIV

### Net Rushing Yards

- 211 vs. Miami (1-20-85), Super Bowl XIX
- 201 vs. Minnesota (1-1-89)
- 187 vs. Washington (1-9-93)

### Net Rushing Yards, Opponents

- 229 vs. Dallas (1-3-71)
- 216 at N.Y. Giants (1-4-87)
- 188 vs. Detroit (12-31-83)

### Fewest Net Rushing Yards

- 29 at N.Y. Giants (1-4-87)
- 33 vs. Green Bay (1-11-98)
- 39 vs. N.Y. Giants (1-20-91)

### Fewest Net Rushing Yards, Opponents

- 25 vs. Miami (1-20-85), Super Bowl XIX
- 26 vs. L.A. Rams (1-14-90)
- 39 vs. Chicago (1-7-95)

### Rushing Average

- 6.4 vs. Minnesota (1-9-88)
- 6.0 vs. Washington (1-9-93)
- 5.9 vs. Minnesota (1-1-89)

### Rushing Average, Opponents

- 5.4 vs. Detroit (12-31-83)
- 5.3 vs. Dallas (12-23-72)
- 4.9 at N.Y. Giants (1-4-87)

### Lowest Rushing Average

- 1.5 at N.Y. Giants (1-4-87)
- 1.8 vs. Green Bay (1-11-98)
- 1.9 vs. Washington (1-12-91)

### Lowest Rushing Average, Opponents

- 2.2 vs. Chicago (1-7-95)  
vs. N.Y. Giants (1-15-94)
- 2.5 vs. Washington (12-26-71)

## PASSING

### Attempts

- 65 vs. Green Bay (1-6-96)
- 48 at N.Y. Giants (12-28-85)  
at Washington (1-8-84)
- 45 at Dallas (1-23-94)

### Attempts, Opponents

- 55 vs. San Diego (1-29-95),  
Super Bowl XXIX
- 54 vs. Minnesota (1-6-90)
- 53 vs. Dallas (1-15-95)

### Fewest Attempts

- 19 vs. Washington (12-26-71)
- 21 vs. Philadelphia (12-29-96)
- 22 vs. Cincinnati (1-24-82), Super Bowl XVI  
vs. Dallas (12-23-72)
- 24 vs. N.Y. Giants (1-15-94)

### Fewest Attempts, Opponents

- 15 at Green Bay (1-4-97)
- 18 at Dallas (1-2-72)
- 19 at Atlanta (1-9-99)
- 20 at N.Y. Giants (1-4-87)
- 22 vs. Chicago (1-6-85)  
vs. Dallas (1-3-71)

### Completions

- 32 vs. Green Bay (1-6-96)
- 27 at Dallas (1-23-94)  
vs. L.A. Rams (1-14-90)  
at N.Y. Giants (12-28-85)  
at Washington (1-8-84)

### Completions, Opponents

- 31 vs. Minnesota (1-6-90)
- 30 vs. Dallas (1-15-95)
- 29 vs. Chicago (1-7-95)  
vs. Miami (1-20-85)

### Fewest Completions

- 10 at Minnesota (12-26-71)
- 12 vs. Dallas (12-23-72)
- 13 vs. Dallas (1-15-95)

### Fewest Completions, Opponents

- 7 vs. Dallas (1-3-71)
- 9 at Dallas (1-2-72)  
at Minnesota (12-27-70)
- 10 at N.Y. Giants (1-4-87)

### Net Passing Yards

- 347 at Washington (1-8-84)
- 339 vs. Cincinnati (1-22-89), Super Bowl XXIV
- 326 vs. Miami (1-20-85), Super Bowl XIX

### Net Passing Yards, Opponents

- 361 vs. Washington (1-12-91)
- 352 vs. Dallas (1-15-95)
- 321 vs. Minnesota (1-3-98)

### Fewest Net Passing Yards

- 128 at Green Bay (1-4-97)
- 148 vs. Cincinnati (1-24-82), Super Bowl XVI
- 150 vs. Dallas (12-23-72)

### Fewest Net Passing Yards, Opponents

- 37 vs. Chicago (1-6-85)
- 71 at Green Bay (1-4-97)
- 72 at Dallas (1-2-72)

### Completion Percentage

- 87.1 vs. L.A. Rams (1-14-90)
- 79.2 vs. N.Y. Giants (1-15-94)
- 75.0 vs. Denver (1-28-90), Super Bowl XXIV

### Completion Percentage, Opponents

- 75.0 vs. Chicago (1-6-96)
- 73.5 vs. Cincinnati (1-24-82), Super Bowl XVI
- 73.3 at Green Bay (1-4-97)

### Lowest Completion Percentage

- 40.5 at N.Y. Giants (1-4-87)
- 44.8 vs. Dallas (1-15-95)
- 46.7 at Dallas (1-2-72)

### Lowest Completion Percentage, Opponents

- 31.8 vs. Dallas (1-3-71)
- 33.3 at Minnesota (12-27-70)
- 37.9 vs. Denver (1-28-90), Super Bowl XXIV

**Average Gain Per Attempt**

- 9.6 vs. Denver (1-28-90), Super Bowl XXIV  
vs. Minnesota (1-6-90)  
9.4 vs. Dallas (1-15-94)  
9.2 at Chicago (1-8-89)

**Average Gain Per Attempt, Opponents**

- 10.1 vs. Chicago (1-6-96)  
8.4 at Dallas (1-23-94)  
8.0 vs. Minnesota (1-3-98)

**Sacks By**

- 9 vs. Chicago (1-6-85)  
6 vs. Denver (1-28-90), Super Bowl XXIV  
vs. Minnesota (1-1-89)  
vs. N.Y. Giants (12-29-84)  
5 vs. Washington (1-9-93)  
vs. Cincinnati (1-22-89)

**Sacks By, Opponents**

- 4 (Several times) Last: vs. Green Bay (1-11-98)  
3 (Several times) Last: vs. Chicago (1-6-96)  
2 (Several times) Last: vs. Washington (1-9-93)

**Sack Yardage**

- 50 vs. Chicago (1-6-85)  
42 vs. N.Y. Giants (12-29-84)  
39 vs. Minnesota (1-6-90)

**Sack Yardage, Opponents**

- 28 vs. N.Y. Giants (12-29-84)  
at N.Y. Giants (12-28-85)  
26 vs. Green Bay (1-11-98)  
24 vs. Minnesota (1-9-88)

**Interceptions By**

- 5 vs. Detroit (12-31-83)  
4 vs. Minnesota (1-6-90)  
3 vs. Philadelphia (12-29-96)  
vs. San Diego (1-29-95), Super Bowl XXIX

**Interceptions By, Opponents**

- 3 (Several times) Last: at Atlanta (1-9-99)  
2 (Several times) Last: vs. Green Bay (1-3-99)  
1 (Several times) Last: vs. Minnesota (1-3-98)

## FUMBLES/PENALTIES

**Fumbles**

- 6 vs. Detroit (12-22-57)  
5 vs. Dallas (12-23-72)  
at Minnesota (12-27-70)  
4 vs. Green Bay (1-11-98)  
vs. Washington (1-9-93)  
vs. Cincinnati (1-22-89)  
at Washington (1-8-84)

**Fumbles, Opponents**

- 4 (Several times) Last: vs. Dallas (1-10-82)  
3 (Several times) Last: vs. Washington (1-9-93)  
2 (Several times) Last: vs. Dallas (1-15-95)

**Fumbles Lost**

- 3 vs. Washington (1-9-93)  
vs. Dallas (1-10-82)  
at Minnesota (12-27-70)  
vs. Detroit (12-22-57)

**Fumbles Lost, Opponents**

- 3 vs. Dallas (12-23-72)  
vs. Detroit (12-22-57)  
2 (Several times) Last: vs. Green Bay (1-3-99)

**Penalties**

- 14 vs. N.Y. Giants (1-3-82)  
11 at N.Y. Giants (1-4-87)  
9 vs. N.Y. Giants (1-20-91)  
vs. Minnesota (1-6-90)

**Penalties, Opponents**

- 12 vs. Minnesota (1-3-98)  
9 vs. Green Bay (1-11-98)  
vs. Dallas (1-15-95)  
vs. Minnesota (1-1-89)  
vs. N.Y. Giants (1-3-82)  
8 vs. Cincinnati (1-24-82), Super Bowl XVI

**Yards Penalized**

- 145 vs. N.Y. Giants (1-3-82)

**Yards Penalized, Opponents**

- 98 vs. Dallas (1-15-95)  
91 vs. Minnesota (1-3-98)

**Fewest Penalties**

- 0 at Chicago (1-8-89)  
1 at Dallas (1-2-72)  
2 vs. Miami (1-20-85), Super Bowl XIX

**Fewest Penalties, Opponents**

- 0 vs. Denver (1-28-90), Super Bowl XXIV  
1 at Green Bay (1-4-97)  
vs. Washington (1-12-91)  
at Miami (1-20-85), Super Bowl XIX  
vs. Minnesota (12-27-70)  
2 (Several times) Last: vs. L.A. Rams (1-14-90)

## PUNTS/KICKS

**Punts**

- 10 at N.Y. Giants (1-4-87)  
vs. Washington (12-26-71)  
8 at Minnesota (12-27-70)  
7 at Washington (1-8-84)

**Punts, Opponents**

- 7 (Several times) Last: vs. Minnesota (1-3-98)  
6 (Several times) Last: at Green Bay (1-4-97)  
5 (Several times) Last: vs. Philadelphia (12-29-96)

**Fewest Punts**

- 1 vs. Dallas (1-17-93)  
2 vs. Chicago (1-7-95)  
vs. Washington (1-9-93)  
vs. L.A. Rams (1-14-90)  
3 (Several times) Last: Green Bay (1-3-99)

**Fewest Punts, Opponents**

- 1 vs. Dallas (1-15-95)  
2 vs. Green Bay (1-3-99)  
vs. Washington (1-9-93)  
vs. Detroit (12-31-83)  
3 at Atlanta (1-9-99)  
vs. N.Y. Giants (1-20-91)  
vs. Cincinnati (1-24-82), Super Bowl XVI

**Punting Yards**

- 400 at N.Y. Giants (1-4-87)  
337 vs. Washington (12-26-71)  
270 at Minnesota (12-27-70)

**Punting Yards, Opponents**

- 307 at N.Y. Giants (1-4-87)  
302 vs. Chicago (1-6-85)  
276 at Minnesota (12-27-70)

**Fewest Punting Yards**

- 57 vs. Dallas (1-17-93)  
62 vs. L.A. Rams (1-14-90)  
77 vs. Chicago (1-7-95)

**Fewest Punting Yards, Opponents**

- 23 vs. Dallas (1-15-95)  
72 vs. Washington (1-9-93)  
73 vs. Detroit (12-31-83)

**Punting Average (4+ punts)**

- 47.3 at Atlanta (1-9-99)
- 46.3 at Cincinnati (1-24-82)
- 45.5 at Dallas (1-23-94)
- 44.0 vs. Green Bay (1-6-96)

**Punting Average, Opponents (4+ punts)**

- 48.8 vs. San Diego (1-29-95), Super Bowl XXIX
- 46.0 vs. Washington (12-26-71)
- 45.0 at Dallas (1-2-72)

**Lowest Punting Average**

- 30.8 vs. Minnesota (1-6-90)
- 33.5 at Washington (1-8-84)
- 33.8 at Minnesota (12-27-70)

**Lowest Punting Average, Opponents**

- 25.6 vs. Minnesota (1-6-90)
- 29.9 vs. Minnesota (1-3-98)
- 31.4 at L.A. Rams (1-14-90)
- at Chicago (1-8-89)

**Punt Returns**

- 7 at Chicago (1-8-89)
- 5 vs. Miami (1-20-85), Super Bowl XIX
- at Minnesota (12-27-70)
- 4 vs. Chicago (1-6-85)

**Punt Returns, Opponents**

- 7 at N.Y. Giants (1-4-87)
- 6 at Chicago (1-8-89)
- 5 at N.Y. Giants (1-20-91)

**Punt Return Yards**

- 69 vs. Chicago (1-6-85)
- at Minnesota (12-27-70)
- 56 vs. Cincinnati (1-22-89), Super Bowl XXIII
- 51 vs. Miami (1-20-85), Super Bowl XIX

**Punt Return Yards, Opponents**

- 117 at Green Bay (1-4-97)
- 58 vs. Washington (12-26-71)
- 57 at N.Y. Giants (1-4-87)

**Kickoff Returns**

- 8 vs. Minnesota (1-9-88)
- 7 at N.Y. Giants (1-4-87)
- 6 vs. Green Bay (1-3-99)
- at Dallas (1-23-94)
- vs. Dallas (1-4-87)

**Kickoff Returns, Opponents**

- 9 vs. Denver (1-28-90), Super Bowl XXIV
- 8 vs. San Diego (1-29-95), Super Bowl XXIX
- 7 (Several times) Last: vs. Green Bay (1-3-99)

**Kickoff Return Yards**

- 146 at Dallas (12-23-72)
- 134 vs. Green Bay (1-11-98)
- 130 at Minnesota (1-9-88)

**Kickoff Return Yards, Opponents**

- 242 vs. San Diego (1-29-95)
- 196 vs. Denver (1-28-90)
- 194 vs. Green Bay (1-3-99)
- 189 vs. Washington (12-26-71)

## 49ERS SINGLE-GAME INDIVIDUAL NFL POSTSEASON RECORDS

### SCORING

**Points**

- 30 Ricky Watters vs. N.Y. Giants (1-15-94), 5TDs

**Points, Opponent**

- 18 Chuck Nelson vs. Minnesota (1-9-88), 5FGs, 3PATs

### RUSHING

**Attempts**

- 27 Ken Willard at Minnesota (12-27-70), 27-85

**Attempts, Opponent**

- 36 John Riggins at Washington (1-8-84)

**Yards**

- 135 Roger Craig vs. Minnesota (1-1-89)

**Yards, Opponent**

- 159 Joe Morris at N.Y. Giants (1-4-87)

**Average Gain**

- 12.0 Steve Young vs. Minnesota (1-9-88), 6-72

**Average Gain, Opponent**

- 7.8 Thomas Tracey vs. Detroit (12-22-57), 11-86

**Rushing TDs**

- 5\* Ricky Watters vs. N.Y. Giants (1-15-94)

### PASSING

**Attempts**

- 65\* Steve Young vs. Green Bay (1-6-96)
- 48 Joe Montana at Washington (1-8-84)

**Attempts, Opponent**

- 53 Troy Aikman vs. Dallas (1-15-95)

\*NFL Postseason Record

**Completions**

- 32 Steve Young vs. Green Bay (1-6-96)
- 27 Joe Montana at Washington (1-8-84)

**Completions, Opponent**

- 30 Troy Aikman vs. Dallas (1-15-95)

**Net Yards**

- 357 Joe Montana vs. Cincinnati (1-22-89)

**Net Yards, Opponent**

- 361 Mark Rypien vs. Washington (1-12-91)

**Completion Percentage**

- 86.7 Joe Montana vs. L.A. Rams (1-14-90), 26-30

**Completion Percentage, Opponent**

- 75.0 Brett Favre vs. Green Bay (1-6-96), 21-28
- 73.3 Brett Favre at Green Bay (1-4-97), 11-15
- 73.5 Ken Anderson vs. Cincinnati (1-24-82), Super Bowl XVI, 25-34

**TD Passes**

- 6 Steve Young vs. San Diego (1-29-95), Super Bowl XXIX

**TD Passes, Opponent**

- 4 Phil Simms at N.Y. Giants (1-4-87)

### RECEIVING

**Receptions**

- 11 Jerry Rice vs. Cincinnati (1-22-89), Super Bowl XXIII

**Receptions, Opponent**

- 11 Dan Ross vs. Cincinnati (1-24-82), Super Bowl XVI

**Receiving Yards**

- 215 Jerry Rice vs. Cincinnati (1-22-89), Super Bowl XXIII

**Receiving Yards, Opponent**

227 Anthony Carter vs. Minnesota (1-9-88)

**Receiving TDs**

- 3 Jerry Rice vs. San Diego (1-29-95),  
Super Bowl XXIX  
Jerry Rice vs. Denver (1-28-90),  
Super Bowl XXIV  
Jerry Rice vs. Minnesota (1-1-89)

**INTERCEPTIONS****Interceptions**

- 2 Eric Davis vs. Dallas (1-15-95)  
Skip Vanderbunt vs. Dallas (12-23-72)  
Ronnie Lott vs. N.Y. Giants (1-3-82)  
Riki Ellison vs. Detroit (12-31-82)  
Ronnie Lott vs. Minnesota (1-1-89)

**Interceptions, Opponent**

- 2 William White at Atlanta (1-9-99)  
Eugene Robinson at Green Bay (1-4-97)  
Charlie Waters vs. Dallas (12-23-72)  
Everson Walls vs. Dallas (1-10-82)  
Gary Reasons vs. N.Y. Giants (12-29-84)  
Gary Fencik vs. Chicago (1-6-85)

**Interception Return Yards**

- 61 Michael Carter vs. Washington  
(1-12-91), 1-61t

**Interception Return Yards, Opponent**

- 77 Eugene Robinson at Atlanta (1-9-99) 1-77  
45 Reggie Rutland vs. Minnesota  
(1-9-88), 1-45t

**PUNTING****Punts**

- 10 Steve Spurrier vs. Washington (12-26-71)  
Max Runager at N.Y. Giants (1-4-87)

**Punts, Opponent**

- 7 Mitch Berger vs. Minnesota (1-3-98)  
Tom McNeil at Minnesota (12-27-70)  
Dave Finzer vs. Chicago (1-6-85)  
Bucky Scribner vs. Minnesota (1-1-89)  
Bryan Wagner at Chicago (1-8-89)  
Dale Hatcher vs. L.A. Rams (1-14-90)

**Punting Yards**

400 Max Runager at N.Y. Giants (1-4-87)

**Punting Yards, Opponent**

302 Dave Finzer vs. Chicago (1-6-85)

**Punting Average (4+ punts)**46.3 Jim Miller vs. Cincinnati (1-24-82),  
Super Bowl XVI, 4-185**Punting Average, Opponent (4+ punts)**48.8 Bryan Wagner vs. San Diego  
(1-29-95), Super Bowl XXIX, 4-195**TACKLES****Total Tackles**

- 13 Gary Plummer vs. Chicago (1-7-95),  
11 solo, 2 asst.  
Carlton Williamson vs. Detroit  
(12-31-83), 11 solo, 2 asst.

**Total Tackles, Opponent**

- 12 Eugene Daniel vs. Minnesota (1-3-98),  
9 solo, 3 asst.  
Bill Currier vs. N.Y. Giants (12-29-84),  
8 solo, 4 asst.

**Solo Tackles**

- 12 Ken Norton Jr. vs. Philadelphia (12-29-96)  
11 Gary Plummer vs. Chicago (1-7-95)  
Carlton Williamson vs. Detroit (12-31-83)  
Michael Walter at Chicago (1-8-89)

**Solo Tackles, Opponent**

- 10 Wayne Simmons vs. Green Bay (1-6-96)  
Ross Browner vs. Cincinnati  
(1-24-82), Super Bowl XVI  
Ken Coffey vs. Washington (1-8-84)

**Assisted Tackles**

- 8 Cedrick Hardman at Dallas (1-2-72)  
Frank Nunley at Dallas (1-2-72)

**Assisted Tackles, Opponent**

- 6 Alvin Hall vs. Detroit (12-31-83)

**Sacks**

- 3.5 Cedrick Hardman vs. Dallas (1-2-72)

**LONGEST POSTSEASON  
PLAYS****Rush**

- 80t Roger Craig vs. Minnesota (1-1-89)

**Rush, Opponent**

- 58t Thomas Tracey vs. Detroit (12-22-57)

**Pass**

- 78t John Brodie to Gene Washington  
vs. Washington (12-26-71)

**Pass, Opponent**

- 72t Scott Brunner to Earnest Gray vs.  
N.Y. Giants (1-3-82)

**Field Goal**

- 48 Wade Richey vs. Green Bay (1-3-99)

**Field Goal, Opponent**

- 54 Eddie Murray vs. Detroit (12-31-83)

**Interception Return**

- 61t Michael Carter vs. Washington (1-12-91)

**Interception Return, Opponent**

- 77 Eugene Robinson (1-9-99)

**Punt**

- 59 Steve Spurrier vs. Dallas (1-3-71)  
Steve Spurrier at Minnesota (12-27-70)

**Punt, Opponent**

- 66 Mike Tragg vs. Washington (12-26-71)

**Punt Return**

- 45 John Taylor vs. Cincinnati (1-22-89),  
Super Bowl XXIII

**Punt Return, Opponent**

- 71t Desmond Howard at Green Bay (1-4-97)

**Kickoff Return**

- 97t Vic Washington vs. Dallas (12-23-72)

**Kickoff Return, Opponent**

- 98t Andre Coleman vs. San Diego  
(1-29-95), Super Bowl XXIX



# 49ERS NFL POSTSEASON CAREER STATISTICAL LEADERS

## SCORING

Player	TD	R	P	RT	FG	PAT	SF	TP
1. Rice, Jerry .....	19	0	19	0	-	-	-	114
2. Cofer, Mike.....	-	-	-	-	12/19	42/47	0	78
3. Wersching, Ray .....	-	-	-	-	13/22	30/30	0	69
4. Watters, Ricky .....	10	7	3	0	-	-	-	60
5. Craig, Roger.....	9	7	2	0	-	-	-	54
6. Young, Steve.....	8	8	0	-	-	-	-	48
7. Solomon, Freddie.....	0	6	0	-	-	-	-	36
Taylor, John .....	0	6	0	-	-	-	-	36

## RUSHING

Player	Att.	Yds.	Avg.	Long	TD
1. Craig, Roger.....	202	816	4.0	81t	7
2. Young, Steve .....	96	585	6.1	42	8
3. Watters, Ricky .....	105	481	4.6	21	7
4. Tyler, Wendell .....	73	338	4.6	25	2
5. Montana, Joe .....	54	296	5.5	53	2

## PASSING

Player	Att.	Comp.	Yds.	Pct.	TD	Int.
1. Montana, Joe .....	593	375	4,758	.632	39	17
2. Young, Steve .....	471	292	3,326	.620	20	13
3. Brodie, John .....	143	71	973	.497	4	7
4. Tittle, Y.A. ....	31	18	248	.581	3	3
5. Kemp, Jeff .....	22	7	64	.318	0	1

## RECEIVING

Player	No.	Yds.	Avg.	Long	TD
1. Rice, Jerry .....	124	1,796	14.5	72t	19
2. Jones, Brent .....	60	740	12.3	47	5
3. Clark, Dwight.....	48	726	15.1	39	3
4. Taylor, John .....	46	734	16.0	61t	6
5. Craig, Roger.....	63	606	9.6	40	2
6. Solomon, Freddie.....	34	537	15.8	76t	6
7. Stokes, J.J. ....	28	356	12.7	43	0
8. Rathman, Tom .....	38	327	8.6	22	1
9. Francis, Russ .....	23	277	12.0	27	1
10. Watters, Ricky .....	27	275	10.2	51t	3

## INTERCEPTIONS

Player	No.	Yds.	Avg.	Long	TD
1. Lott, Ronnie .....	8	152	19.0	58t	2
2. Davis, Eric .....	6	50	8.3	44t	1
3. Hicks, Dwight .....	3	49	16.0	27	0
Wright, Eric .....	3	25	8.3	25	0
Ellison, Riki .....	3	20	6.7	12	0
6. McKyer, Tim .....	2	68	34.0	41	0
Brooks, Chet .....	2	66	33.0	38	0
Fuller, Jeff .....	2	48	24.0	48t	1
Turner, Keena .....	2	26	13.0	15	0
Sanders, Deion.....	2	15	7.5	15	0
Vanderbunt, Skip.....	2	4	2.0	4	0
Williamson, Carlton.....	2	2	1.0	2	0



### PUNTING

Player	No.	Yds.	Avg.	Long	BK
1. Helton, Barry .....	35	1,288	36.8	55	0
2. Runager, Max.....	33	1,298	39.3	49	0
3. Thompson, Tommy .....	29	1,093	37.7	55	0
4. Spurrier, Steve .....	29	1,041	35.9	59	0
5. Wilmsmeyer, Klaus .....	22	907	41.2	57	0
6. Miller, Jim .....	12	498	41.5	52	0

### PUNT RETURN YARDS

Player	No.	Yds.	Avg.	FC	Long	TD
1. Taylor, John .....	18	189	10.5	14	45	0
2. McLemore, Dana .....	17	156	9.2	5	28	0
3. Carter, Dexter.....	10	80	8.0	1	31	0
4. Taylor, Bruce .....	5	67	13.4	1	30	0
5. Kirby, Terry .....	5	33	6.6	1	15	0
6. Grant, Alan.....	3	30	10.0	15	0	0
McQuarters, R.W. ....	3	19	6.3	1	19	0

### KICKOFF RETURN YARDS

Player	No.	Yds.	Avg.	Long	TD
1. Carter, Dexter.....	19	341	17.9	34	0
2. Washington, Vic .....	9	250	27.8	97t	1
3. McQuarters, R.W. ....	9	185	20.6	25	0
4. Lawrence, Amos .....	7	165	23.6	47	0
5. Levy, Chuck.....	5	155	31.0	95t	1
6. McLemore, Dana .....	7	142	20.3	26	0
7. Logan, Marc.....	7	126	18.0	50	0

### SACKS

Player	Sacks	Yards Lost
1. Hardman, Cedrick.....	9.0	65.0
2. Board, Dwaine .....	8.0	71.0
3. Haley, Charles.....	7.5	58.5
4. Dean, Fred.....	6.5	50.5
Harris, Tim .....	6.5	41.5
6. Stubbs, Daniel .....	5.0	36.0
Stubblefield, Dana .....	5.0	35.0

### PLAYOFF BOUND

The 49ers have made more playoff appearances than any team in the NFL since 1986. The Niners have won a league-best 10 divisional titles while claiming 12 playoff berths in the last 13 years. Overall, San Francisco has played in 39 post-season games to rank second all-time. The Dallas Cowboys have played in 52 playoff games, the Oakland Raiders rank third with 36 games.



## 49ERS BIG DAYS POSTSEASON

### RUSHING

135 - Roger Craig vs. Minnesota.....	January 1, 1989
128 - Garrison Hearst vs. Green Bay.....	January 3, 1999
125 - Roger Craig vs. Minnesota.....	January 6, 1990
120 - Terry Kirby vs. Minnesota.....	January 3, 1998
118 - Ricky Watters vs. N.Y. Giants.....	January 15, 1994
93 - Roger Craig vs. L.A. Rams.....	January 14, 1990
85 - Ken Willard at Minnesota.....	December 27, 1970
83 - Ricky Watters vs. Washington.....	January 9, 1993
82 - Hugh McElhenny vs. Detroit.....	December 22, 1957
77 - Steve Young vs. Green Bay.....	January 6, 1996
74 - Wendell Tyler vs. Detroit.....	December 31, 1983
73 - Steve Young vs. Washington.....	January 9, 1983

### PASSING

357 - Joe Montana vs. Cincinnati.....	January 22, 1989 (23 of 36)
347 - Joe Montana at Washington.....	January 8, 1984 (27 of 48)
331 - Joe Montana vs. Miami.....	January 20, 1985 (24 of 35)
328 - Steve Young vs. Green Bay.....	January 6, 1996 (32 of 65)
325 - Steve Young vs. San Diego.....	January 29, 1995 (24 of 36)
313 - Steve Young vs. Dallas.....	January 17, 1993 (25 of 35)
309 - Joe Montana vs. N.Y. Giants.....	December 29, 1984 (25 of 39)
304 - Joe Montana vs. N.Y. Giants.....	January 3, 1982 (20 of 31)
297 - Joe Montana vs. Denver.....	January 20, 1990 (22 of 29)
296 - Joe Montana at N.Y. Giants.....	December 29, 1985 (26 of 47)

### RECEIVING

215 - Jerry Rice vs. Cincinnati.....	January 22, 1989 (11 catches)
149 - Jerry Rice vs. San Diego.....	January 29, 1995 (10 catches)
148 - Jerry Rice vs. Denver.....	January 28, 1990 (7 catches)
133 - Jerry Rice at Chicago.....	January 8, 1989 (5 catches)
123 - Jerry Rice vs. Dallas.....	January 17, 1993 (8 catches)
120 - Dwight Clark vs. Dallas.....	January 10, 1982 (8 catches)
120 - Dwight Clark at N.Y. Giants.....	December 29, 1985 (8 catches)
117 - Jerry Rice vs. Green Bay.....	January 6, 1996 (11 catches)
114 - Jerry Rice vs. Minnesota.....	January 6, 1990 (6 catches)
112 - Brent Jones vs. Green Bay.....	January 6, 1996 (8 catches)
112 - Dwight Clark vs. N.Y. Giants.....	December 29, 1984 (9 catches)

### TOTAL YARDS RUSHING AND RECEIVING

220 - Jerry Rice vs. Cincinnati.....	January 22, 1989 (5 rush., 215 rec.)
178 - Hugh McElhenny vs. Detroit.....	December 22, 1957 (82 rush., 96 rec.)
172 - Roger Craig vs. Cincinnati.....	January 22, 1989 (101 rush., 71 rec.)
164 - Ricky Watters vs. N.Y. Giants.....	January 15, 1994 (118 rush., 46 rec.)
161 - Roger Craig vs. Minnesota.....	January 1, 1989 (135 rush., 26 rec.)
144 - Terry Kirby vs. Minnesota.....	January 3, 1998 (120 rush., 24 rec.)
143 - Garrison Hearst vs. Green Bay.....	January 3, 1999 (128 rush., 15 rec.)
140 - Roger Craig vs. Miami.....	January 20, 1985 (58 rush., 82 rec.)
138 - Ricky Watters vs. Dallas.....	January 17, 1993 (69 rush., 69 rec.)
135 - Wendell Tyler vs. Miami.....	January 20, 1985 (65 rush., 70 rec.)
133 - Roger Craig vs. L.A. Rams.....	January 14, 1990 (93 rush., 40 rec.)
108 - Ricky Watters vs. San Diego.....	January 29, 1995 (61 rush., 47 rec.)

### POSTSEASON PRODUCTION

San Francisco is tied for the NFL's second-best winning percentage in post-season history. The 49ers have gone 24-15 (.615) in 20 postseasons. The Green Bay Packers are first with a 22-10 (.688) record, while Dallas ranks second at 32-20 (.615).



## 49ERS LONGEST PLAYS POSTSEASON

### TOP-10 LONG RUNS FROM SCRIMMAGE

80t	Roger Craig vs. Minnesota	January 8, 1989
71	Hugh McElhenny vs. Detroit	December 22, 1957
53	Joe Montana vs. N.Y. Giants	December 29, 1984
42	Steve Young vs. Minnesota	January 9, 1988
41	Steve Young vs. Green Bay	January 6, 1996
39	Roger Craig vs. Chicago	January 6, 1989
29	Roger Craig vs. Minnesota	January 6, 1990
27	Vic Washington vs. Washington	January 26, 1971
25	Wendell Tyler vs. Chicago	January 6, 1985
25	Ricky Patton vs. N.Y. Giants	January 3, 1982

### TOP-10 LONG PASSES

78t	John Brodie to Gene Washington vs. Washington	December 26, 1970
76t	Joe Montana to Freddie Solomon at Washington	January 8, 1984
72t	Joe Montana to Jerry Rice vs. Minnesota	January 6, 1990
61t	Joe Montana to John Taylor vs. N.Y. Giants	January 20, 1991
61t	Joe Montana to Jerry Rice at Chicago	January 8, 1984
58t	Joe Montana to Freddie Solomon vs. N.Y. Giants	January 3, 1982
52	John Brodie to Gene Washington vs. Dallas	December 23, 1972
51t	Steve Young to Ricky Waters vs. San Diego	January 29, 1995
48	Steve Young to Terrell Owens vs. Minnesota	January 3, 1998
47	Joe Montana to Brent Jones vs. Washington	January 12, 1991
47t	Y.A. Tittle to Hugh McElhenny vs. Detroit	December 22, 1957

### TOP-5 LONG PUNT RETURNS

45	John Taylor vs. Cincinnati	January 22, 1989
31	John Taylor vs. N.Y. Giants	January 20, 1991
31	Dexter Carter vs. N.Y. Giants	January 15, 1994
30	Bruce Taylor at Minnesota	December 27, 1970
28	Dana McLemore vs. Miami	January 20, 1985

### TOP-5 LONG KICKOFF RETURNS

97t	Vic Washington vs. Dallas	December 23, 1972
95t	Chuck Levy vs. Green Bay	January 11, 1998
50	Marc Logan vs. Dallas	January 17, 1993
47	Amos Lawrence vs. N.Y. Giants	January 3, 1982
34	Dexter Carter vs. N.Y. Giants	January 15, 1995

### TOP-5 LONG INTERCEPTION RETURNS

61t	Michael Carter vs. Washington	January 12, 1991
58t	Ronnie Lott vs. Minnesota	January 6, 1990
48t	Jeff Fuller vs. Minnesota	January 9, 1988
44t	Eric Davis vs. Dallas	January 15, 1995
41	Tim McKyer vs. Minnesota	January 6, 1990

### LONG FUMBLE RETURNS

15	Daniel Stubbs vs. Denver	January 20, 1990
----	--------------------------	------------------

## GROUND GAME

The 49ers have been difficult to beat in the postseason when they get their running game going. San Francisco is 22-4 when rushing for more than 100 yards and 8-0 when going over the 150-yard mark in the postseason. The 49ers are 19-2 when carrying the ball 30 times-or-more during the playoffs.



## 49ERS PLAYOFF HISTORY

### '57 *Detroit Lions 31, 49ers 27* *NFL Divisional Playoff* *December 22 at Kezar Stadium (San Francisco, CA)*

San Francisco makes their first playoff appearance as an NFL team a memorable one, but come up a bit short against the Detroit Lions at venerable Kezar Stadium.

**QB Y.A. Tittle** completed 18-of-31 passes for 248 yards and three touchdowns for the 49ers. Tittle connected with **HB R.C. Owens** on a 34-yard scoring toss to record the first ever postseason touchdown for San Francisco. He also had touchdown connections with **RB Hugh McElhenny** and **WR Billy Wilson**. McElhenny caught six passes for a game-high 96 yards and rushed for 82 yards on 14 carries.

Lions .....	0	7	14	10	-	31
49ers.....	14	10	3	0	-	27

- 49ers — Owens 34 pass from Tittle (Soltau kick)  
 49ers — McElhenny 47 pass from Tittle (Soltau kick)  
 Lions — Junker 4 pass from Rote (Martin kick)  
 49ers — Wilson 12 pass from Tittle (Soltau kick)  
 49ers — Soltau 25 field goal  
 49ers — Soltau 10 field goal  
 Lions — Tracy 2 run (Martin kick)  
 Lions — Tracy 58 run (Martin kick)  
 Lions — Gedman 3 run (Martin kick)  
 Lions — Martin 14 field goal

### '70 *49ers 17, Minnesota 14* *NFC Divisional Playoff* *December 27 at Metropolitan Stadium (Bloomington, MN)*

**QB John Brodie** scored on a one-yard run with just under two minutes remaining to provide the difference as the 49ers claimed a 17-14 decision over Minnesota at a frigid Metropolitan Stadium.

San Francisco was trailing 7-0 in the first quarter when Brodie connected with **WR Dick Witcher** on a 24-yard scoring toss. Brodie completed 16-of-32 passes for 201 yards and one touchdown.

49ers.....	7	3	0	7	-	17
Vikings.....	7	0	0	7	-	14

- Vikings — Krause 22 fumble recovery (Cox kick)  
 49ers — Witcher 24 pass from Brodie (Gossett kick)  
 49ers — Gossett 40 field goal  
 49ers — Brodie 1 run (Gossett kick)  
 Vikings — Washington 24 pass from Cuozzo (Cox kick)

### '70 *Dallas Cowboys 17, 49ers 10* *NFC Championship* *January 3 at Kezar Stadium (San Francisco, CA)*

**QB John Brodie** passed for 262 yards and one touchdown, but it wasn't enough as the Cowboys advanced to Super Bowl V with a 17-10 win over the 49ers at Kezar Stadium.

**RB Duane Thomas** rushed for 143 yards and scored on 13-yard run in the third quarter to put Dallas ahead 10-3. Later in the quarter **QB Craig Morton** connected with **RB Walt Garrison** on a five-yard toss to put the Cowboys up 17-3.

San Francisco would add their final score on their next possession with a 26-yard Brodie to **WR Dick Witcher** touchdown, capping an eight-play, 73-yard drive.



Cowboys .....	0	3	14	0	-	17
49ers .....	3	0	7	0	-	10

- 49ers — Gossett 16 field goal  
 Cowboys — Clark 21 field goal  
 Cowboys — Thomas 13 run (Clark kick)  
 Cowboys — Garrison 5 pass from Morton (Clark kick)  
 49ers — Witcher 26 pass from Brodie (Gossett kick)

## '71 49ers 24, Washington Redskins 20 NFC Divisional Playoff December 26 at Candlestick Park (San Francisco, CA)

QB **John Brodie** completed 10-of-19 passes for 176 yards and two touchdowns as San Francisco advanced to the NFC Championship Game with a 24-20 win over Washington at a wet and windy Candlestick Park.

Brodie hit **WR Gene Washington** on a 78-yard play for his first touchdown of the game that helped tie the score at 10-10. On the next 49er possession Brodie connected with **WR Bob Windsor** on a two-yard toss into the corner of the end zone that led to a 17-10 lead.

The 49ers would insure the victory when **DT Bob Hoskins** pounced on an errant snap from center and recovered for a touchdown with just under three minutes remaining in the game. **LB Frank Nunley** led the defensive effort with 11 tackles and a blocked field goal.

Redskins .....	7	3	3	7	-	20
49ers .....	0	3	14	7	-	24

- Redskins — Smith 5 pass from Kilmer (Knight kick)  
 49ers — Gossett 23 field goal  
 Redskins — Knight 40 field goal  
 49ers — Washington 78 pass from Brodie (Gossett kick)  
 49ers — Windsor 2 pass from Brodie (Gossett kick)  
 Redskins — Knight 36 field goal  
 49ers — Hoskins recovered fumble in end zone (Gossett kick)  
 Redskins — Brown 16 pass from Kilmer (Knight kick)

## '71 Dallas Cowboys 14, 49ers 3 NFC Championship January 2 at Texas Stadium (Irving, TX)

San Francisco and Dallas combined for just 483 yards of total offense in a low scoring affair at Texas Stadium. The Cowboys received rushing touchdowns from RB Calvin Hill and RB Duane Thomas as they posted a 14-3 win and earned a bid to Super Bowl VI.

San Francisco was paced offensively by **RB Vic Washington** with 86 yards of total offense. **QB John Brodie** completed 14-of-30 passes for 184 yards, but was intercepted three times.

**DE Cedrick Hardman** had a big game with 12 tackles, including two sacks. **DE Tommy Hart** and **LB Frank Nunley** had 11 tackles each.

49ers .....	0	0	3	0	-	3
Cowboys .....	0	7	0	7	-	14

- Cowboys — Hill 1 run (Clark kick)  
 49ers — Gossett 28 field goal  
 Cowboys — D. Thomas 2 run (Clark kick)



**'72** *Dallas Cowboys 30, 49ers 28*  
*NFC Divisional Playoff*  
*December 23 at Candlestick Park (San Francisco, CA)*

QB Roger Staubach came off the bench to rally the Dallas Cowboys with two touchdown passes in the closing minutes of regulation to post a 30-28 come-from-behind win over the 49ers.

Staubach connected with WR Billy Parks on a 20-yard touchdown with one 1:30 remaining in the game. On the ensuing onside-kick the Cowboys recovered and three plays later Staubach connected with WR Ron Sellers for the game winner.

The outcome overshadowed several sparkling individual efforts for the 49ers. **RB Vic Washington** set a club record with his 97-yard touchdown return of the opening kickoff. **RB Larry Schreiber** also established a then club record by scoring three rushing touchdowns.

**LB Ed Beard** led the Niner defense with 10 tackles while **DE Cedrick Hardman** added three sacks.

Cowboys .....	3	10	0	17	-	30
49ers .....	7	14	7	0	-	28

- 49ers — Washington 97 kickoff return (Gossett kick)
- Cowboys — Fritsch 37 field goal
- 49ers — Schreiber 1 run (Gossett kick)
- 49ers — Schreiber 1 run (Gossett kick)
- Cowboys — Fritsch 45 field goal
- Cowboys — Alworth 28 pass from Morton (Fritsch kick)
- 49ers — Schreiber 1 run (Gossett kick)
- Cowboys — Fritsch 27 field goal
- Cowboys — Parks 20 pass from Staubach (Fritsch kick)
- Cowboys — Sellers 10 pass from Staubach (Fritsch kick)

**'81** *49ers 38, New York Giants 24*  
*NFC Divisional Playoff*  
*January 3 at Candlestick Park (San Francisco, CA)*

San Francisco returned to the playoffs for the first time since 1972 and posted their first post-season win since 1971 with a 38-24 triumph over the visiting New York Giants.

Aiding the 49er cause was **CB Ronnie Lott** who intercepted two passes, including one he returned 20 yards for a touchdown, and recorded five tackles.

Offensively, the Niners were paced by **QB Joe Montana** who completed 20-of-31 passes for 304 yards and two touchdowns. Montana hit **TE Charle Young** on an eight-yard toss in the first quarter and connected with **WR Freddie Solomon** on a 58-yard strike in the second. Solomon finished the day with six receptions for 107 yards. He was joined by **WR Dwight Clark** who had five receptions for 104 yards.

Giants.....	7	3	7	7	-	24
49ers.....	7	17	0	14	-	38

- 49ers — Young 8 pass from Montana (Wersching kick)
- Giants — Gray 72 pass from Brunner (Danelo kick)
- 49ers — Wersching 22 field goal
- 49ers — Solomon 58 pass from Montana (Wersching kick)
- 49ers — Patton 25 run (Wersching kick)
- Giants — Danelo 48 field goal
- Giants — Perkins 59 pass from Brunner (Danelo kick)
- 49ers — Ring 3 run (Wersching kick)
- 49ers — Lott 20 interception (Wersching kick)
- Giants — Perkins 17 pass from Brunner (Danelo kick)



# '81

*49ers 28, Dallas Cowboys 27*  
*NFC Championship*  
*January 10 at Candlestick Park (San Francisco, CA)*

In the most memorable playoff game to date, the 49ers and Cowboys staged an epic battle. In what was a fitting ending for some and a heartbreaking one for others, it was the 49ers who came out on top 28-27.

**QB Joe Montana** capped a brilliant day with a six-yard touchdown pass to **WR Dwight Clark** late in the fourth quarter to overcome a six-point deficit. "The Catch," as it would come to be known, capped a 13-play, 89-yard drive that took over four minutes off the clock.

Montana finished the day with 286 yards on 22-of-35 passing and three touchdowns. Clark had one of his finest days, posting eight receptions for 120 yards and two touchdowns.

**CB Carlton Williamson** led the defensive charge with 12 tackles. **LB Jack Reynolds** added nine stops and **DT Archie Reese** added six.

Cowboys .....	10	7	0	10	-	27
49ers.....	7	7	7	7	-	28

- 49ers — Solomon 8 pass from Montana (Wersching kick)  
 Cowboys — Septien 44 field goal  
 Cowboys — Hill 26 pass from White (Septien kick)  
 49ers — Clark 20 pass from Montana (Wersching kick)  
 Cowboys — Dorsett 5 run (Septien kick)  
 49ers — Davis 2 run (Wersching kick)  
 Cowboys — Septien 22 field goal  
 Cowboys — Cosbie 21 pass from White (Septien kick)  
 49ers — Clark 6 pass from Montana (Wersching kick)

# '81

*49ers 26, Cincinnati Bengals 21*  
*Super Bowl XVI*  
*January 24 at Silverdome (Pontiac, MI)*

**QB Joe Montana** accounted for two first half touchdowns and **K Ray Wersching** added two field goals as San Francisco built a 20-0 lead at the half and held on for a 26-21 victory over the Bengals for their first Super Bowl Championship.

Montana scored on a one-yard run in the first quarter and in the second he led the team on a 12-play, 92-yard drive that resulted in an 11-yard scoring toss to **FB Earl Cooper**. For the game, Montana completed 14-of-22 passes for 157 yards.

Wersching also had an impressive outing. The veteran kicker connected on all four field goal attempts in the game, hitting from 22, 26, 40 and 23 yards.

The 49er defense kept the potent Bengal attack in check for much of the game. Cincinnati **QB Ken Anderson** warmed up in the second half with three touchdowns, two of them pass plays to **TE Dan Ross**, but two fourth quarter field goals by Wersching put the game out of reach.

**LB Jack Reynolds** keyed the 49er defense with seven tackles and one sack. **LB Bob Leopold** also recorded seven tackles and **NT Archie Reese** added six stops.

49ers.....	7	13	0	6	-	26
Bengals.....	0	0	7	14	-	21

- 49ers — Montana 1 run (Wersching kick)  
 49ers — Cooper 11 pass from Montana (Wersching kick)  
 49ers — Wersching 22 field goal  
 49ers — Wersching 26 field goal  
 Bengals — Anderson 5 run (Breech kick)  
 Bengals — Ross 4 pass from Anderson (Breech)  
 49ers — Wersching 40 field goal  
 49ers — Wersching 23 field goal  
 Bengals — Ross 3 pass from Anderson (Breech kick)



'83

*49ers 24, Detroit Lions 23**NFC Divisional Playoff**December 31 at Candlestick Park (San Francisco, CA)*

**WR Freddie Solomon** caught a 14-yard touchdown pass from **QB Joe Montana** with two minutes remaining in the game to give San Francisco a 24-23 win over the visiting Detroit Lions and earn a berth in the NFC Championship Game.

San Francisco's defense kept the team alive on several occasions, intercepting Detroit **QB Gary Danielson** five times. **LB Riki Ellison** had two interceptions while **LB Keena Turner**, **S Dwight Hicks** and **CB Ronnie Lott** had one apiece.

**RB Wendell Tyler** and **RB Roger Craig** each scored a touchdown for San Francisco. Tyler rushed for 74 yards on 17 carries and also caught two passes for 15 yards. Craig led the Niners in receiving with seven receptions for 61 yards.

Lions .....	3	6	0	14	-	23
49ers .....	7	7	3	7	-	24

Lions	— Murray 37 field goal
49ers	— Craig 1 run (Wersching kick)
49ers	— Tyler 2 run (Wersching kick)
Lions	— Murray 21 field goal
Lions	— Murray 54 field goal
49ers	— Wersching 19 field goal
Lions	— Sims 11 run (Murray kick)
Lions	— Sims 3 run (Murray kick)
49ers	— Solomon 14 pass from Montana (Wersching kick)

'83

*Washington Redskins 24, 49ers 21**NFC Championship**January 8 at RFK Stadium (Washington, DC)*

**Mark Moseley** connected on a 25-yard field goal with 40 seconds remaining to hand San Francisco a heartbreaking 24-21 defeat in the NFC Championship Game at RFK Stadium.

The defeat was especially hard to swallow after the 49ers fought back from a 21-0 deficit with 21 fourth-quarter points. **QB Joe Montana** hit **WR Mike Wilson** on a five-yard scoring strike 30 seconds into the fourth, snapping the shutout. On the next 49er possession, Montana hit **WR Freddie Solomon** on a 76-yard bomb to pull within seven at 21-14.

The Redskins were three and out on their next possession, which led to another Montana-to-Wilson touchdown and a tie ballgame. Unfortunately for the 49ers, the Redskins would launch a six-minute drive that led to the Moseley field goal and the end of the season.

Montana finished the game with his typically excellent numbers: 27-of-48 passes for 347 yards and three touchdowns. Solomon caught eight passes for 106 yards and one touchdown.

**DT Pete Kugler** led the defensive charge with 10 tackles. He was joined by **S Carlton Williamson** with eight tackles, and linebackers **Riki Ellison** and **Keena Turner** had six stops each.

49ers .....	0	0	0	21	-	21
Redskins .....	0	7	14	3	-	24

Redskins	— Riggins 4 run (Moseley kick)
Redskins	— Riggins 1 run (Moseley kick)
Redskins	— Brown 70 pass from Theismann (Moseley)
49ers	— Wilson 5 pass from Montana (Wersching kick)
49ers	— Solomon 76 pass from Montana (Wersching kick)
49ers	— Wilson 12 pass from Montana (Wersching kick)
Redskins	— Moseley 25 field goal



# '84

*49ers 21, New York Giants 10  
NFC Divisional Playoff  
December 29 at Candlestick Park (San Francisco, CA)*

QB **Joe Montana** rushed for 63 yards, passed for 309 yards and the 49ers earned a date in the NFC Championship with a 21-10 win over the New York Giants.

San Francisco drew first blood when Montana hooked up with his favorite target, WR **Dwight Clark** on a 21-yard scoring toss just three minutes into the first quarter. Clark would finish the day with 112 yards on nine receptions.

On the Giants next possession, it was S **Ronnie Lott** who intercepted a QB Phil Simms pass and returned it 38 yards to the New York 12-yard line. Two plays later, Montana hit TE **Russ Francis** on a nine-yard strike to extend the lead to 14-0.

New York would pull within three following LB Harry Carson's interception and touchdown return of a tipped Montana pass seven minutes into the second quarter. Three minutes later, the 49ers answered when Montana hit WR **Freddie Solomon** on a 29-yard scoring completion to put San Francisco up 21-10.

DE **Fred Dean** recorded seven tackles and two sacks for the inspired 49er defense. LB **Jack Reynolds** added five tackles.

Giants.....	0	10	0	0	-	10
49ers.....	14	7	0	0	-	21

- 49ers — Clark 21 pass from Montana (Wersching kick)  
 49ers — Francis 9 pass from Montana (Wersching kick)  
 Giants — Haji-Sheikh 46 field goal  
 Giants — Carson 14 Interception return (Haji-Sheikh kick)  
 49ers — Solomon 29 pass from Montana (Wersching kick)

# '84

*49ers 23, Chicago Bears 0  
NFC Championship  
January 6 at Candlestick Park (San Francisco, CA)*

San Francisco advanced to Super Bowl XIX with a 23-0 win over the visiting Chicago Bears. The story of the day was the 49er defense that recorded nine sacks and held the Bears to 186 yards of total offense.

Leading the charge for the defense were DE **Gary Johnson** and DT **Michael Carter**. Neither Johnson nor Carter were starters in the game, yet they led the squad with two sacks and six tackles each. LB **Riki Ellison** recorded a team-high eight tackles.

Offensively, San Francisco was led by QB **Joe Montana** and RB **Wendell Tyler**. Montana threw for 233 yards and one touchdown, a 10-yard toss to WR **Freddie Solomon** in the fourth quarter. Tyler had 68 yards on 10 carries, and he scored on a nine-yard jaunt early in the third quarter.

Bears.....	0	0	0	0	-	0
49ers.....	3	3	7	10	-	23

- 49ers — Wersching 21 field goal  
 49ers — Wersching 22 field goal  
 49ers — Tyler 9 run (Wersching kick)  
 49ers — Solomon 10 pass from Montana (Wersching kick)  
 49ers — Wersching 34 field goal



# '84

*49ers 38, Miami Dolphins 16  
Super Bowl XIX  
January 20 at Stanford Stadium (Palo Alto, CA)*

**QB Joe Montana** passed for 331 yards and accounted for four touchdowns to lead San Francisco to a 38-16 win over the Miami Dolphins. For his efforts Montana was named as the Super Bowl MVP for the second time in his career. The game was played at nearby Stanford Stadium in Palo Alto in front of 84,059 fans.

Montana's first touchdown of the day came on a 33-yard strike to **RB Carl Monroe** late in the first quarter. He followed that with an eight-yard scoring toss to **RB Roger Craig** in the second, and on the next 49er possession Montana added his third score of the day, this time taking it in himself on a six-yard run.

His fourth and final score of the day came on a 16-yard pass to Craig midway through the third quarter. Craig also had an impressive day totaling 135 yards of total offense and adding two scores.

San Francisco rolled up an impressive 537 yards of total offense in the game, including 211 rushing yards.

**S Carlton Williamson** and **CB Eric Wright** each intercepted a **QB Dan Marino** pass. **LB Keena Turner** led the team with six tackles.

Dolphins.....	10	6	0	0	-	16
49ers.....	7	21	10	0	-	38

- Dolphins — von Schamann 37 field goal
- 49ers — Monroe 33 pass from Montana (Wersching kick)
- Dolphins — Johnson 2 pass from Marino (von Schamann kick)
- 49ers — Craig 8 pass from Montana (Wersching kick)
- 49ers — Montana 6 run (Wersching kick)
- 49ers — Craig 2 run (Wersching kick)
- Dolphins — von Schamann 31 field goal
- Dolphins — von Schamann 30 field goal
- 49ers — Wersching 27 field goal
- 49ers — Craig 16 pass from Montana (Wersching kick)

# '85

*New York Giants 17, 49ers 3  
NFC Wild Card  
December 28 at Giants Stadium (Meadowlands, NJ)*

San Francisco posted more yards of total offense than the host Giants, yet it wasn't enough as New York rolled up a 17-3 win in the NFC Wild Card Game.

**QB Joe Montana** completed 26-of-47 passes for 296 yards for the 49ers in the losing effort. **WR Dwight Clark** caught a personal postseason-best eight passes for 120 yards.

The Giants were led by **RB Joe Morris** who gained 141 yards on the ground and **QB Phil Simms** passed for 181 yards and two touchdowns.

Defensively, San Francisco was paced by **LB Keena Turner** with seven tackles and **S Ronnie Lott**, who added five stops.

49ers.....	0	3	0	0	-	3
Giants.....	3	7	7	0	-	17

- Giants — Schubert 47 field goal
- Giants — Bavaro 18 pass from Simms (Schubert kick)
- 49ers — Wersching 21 field goal
- Giants — Hasselbeck 3 pass from Simms (Schubert kick)



## '86 *New York Giants 49, 49ers 3* *NFC Divisional Playoff* *January 4 at Giants Stadium (Meadowlands, NJ)*

QB Phil Simms threw four touchdown passes and RB Joe Morris rushed for 159 yards as the New York Giants defeated San Francisco for the second consecutive season in a playoff game at Giants Stadium.

San Francisco was held to 29 yards on the ground and 184 yards of total offense by a Giant defense led by LB Lawrence Taylor and LB Harry Carson. Carson posted nine tackles and Taylor returned an interception 34 yards for a touchdown.

Simms threw four touchdown passes and Morris rushed for 159 yards and two scores to lead a potent New York offense.

49ers.....	3	0	0	0	-	3
Giants.....	7	21	21	0	-	49

Giants	— Bavaro 24 pass from Simms (Allegre kick)
49ers	— Wersching 26 field goal
Giants	— Morris 45 run (Allegre kick)
Giants	— Johnson 15 pass from Simms (Allegre kick)
Giants	— Taylor 34 interception return (Allegre kick)
Giants	— McConkey 28 pass from Simms (Allegre kick)
Giants	— Mowat 29 pass from Simms (Allegre kick)
Giants	— Morris 2 run (Allegre kick)

## '87 *Minnesota Vikings 36, 49ers 24* *NFC Divisional Playoff* *January 9 at Candlestick Park (San Francisco, CA)*

Minnesota WR Anthony Carter and K Chuck Nelson each established NFL postseason records as the Vikings posted a 36-24 win over hometown San Francisco at Candlestick Park.

Carter caught 10 passes from QB Wade Wilson for an NFL postseason record 227 yards. Carter broke the old record of 198 yards that was set by E Tom Fears of the Los Angeles Rams in 1950 against the Chicago Bears.

Nelson set his record by kicking five field goals, breaking the old mark of four that was done eight times.

San Francisco was led offensively by QB Steve Young, who spelled QB Joe Montana early in the second half. Young completed 12-of-17 passes for 158 yards and one touchdown. He also ran for a team-high 72 yards on six carries and had a five-yard touchdown run.

S Jeff Fuller established a new 49er postseason record when he returned an interception 48 yards for a touchdown in the third quarter. LB Mike Walter posted nine tackles and S Ronnie Lott added eight.

Vikings.....	3	17	10	6	-	36
49ers.....	3	0	14	7	-	24

Vikings	— Nelson 21 field goal
49ers	— Wersching 43 field goal
Vikings	— Hilton 7 pass from Wilson (Nelson kick)
Vikings	— Nelson 23 field goal
Vikings	— Rutland 45 interception return (Nelson kick)
49ers	— Fuller 48 interception return (Wersching kick)
Vikings	— Jones 5 pass from Wilson (Nelson kick)
49ers	— Young 5 run (Wersching kick)
Vikings	— Nelson 40 field goal
Vikings	— Nelson 46 field goal
49ers	— Frank 16 pass from Young (Wersching kick)
Vikings	— Nelson 23 field goal



'88

*49ers 34, Minnesota Vikings 9**NFC Divisional Playoff**January 1 at Candlestick Park (San Francisco, CA)*

**RB Roger Craig** and **WR Jerry Rice** entered the NFL record books as the 49ers advanced to the NFC Championship Game with a convincing 34-9 win over the visiting Minnesota Vikings at Candlestick.

Rice set a record with three touchdown receptions that he shares with five other players. He scored on receptions of 2, 4 and 11 yards, all thrown by **QB Joe Montana**. Rice closed the day with five receptions for 61 yards.

Craig entered the record book courtesy of his 80-yard touchdown run in the fourth quarter. The run was the longest touchdown run and the longest run from scrimmage in team postseason history. Craig broke the old record established by **RB Marcus Allen** with his 74-yard touchdown run against the Washington Redskins in 1983. Craig finished the day with 135 yards on 21 carries and two touchdowns.

The 49er defense also posted a strong day, recording six sacks, two interceptions and one fumble recovery. **S Ronnie Lott** had a big day with four tackles, two interceptions and three passes defensed. **DE Larry Roberts** recorded two and a half sacks.

Vikings.....	3	0	6	0	-	9
49ers.....	7	14	0	13	-	34

Vikings	— Nelson 47 field goal
49ers	— Rice 2 pass from Montana (Cofer kick)
49ers	— Rice 4 pass from Montana (Cofer kick)
49ers	— Rice 11 pass from Montana (Cofer kick)
Vikings	— H. Jones 5 pass from Wilson (Cofer kick)
49ers	— Craig 4 run (Cofer kick)
49ers	— Craig 80 run (Cofer kick)

'88

*49ers 28, Chicago Bears 3**NFC Championship**January 8 at Soldier Field (Chicago, IL)*

Game time temperatures were in the teens and the wind chill was 26-below zero, but the San Francisco 49ers were hot, as they rolled to a 28-3 win over the Chicago Bears at Soldier Field.

**QB Joe Montana** hit **WR Jerry Rice** on a 61-yard scoring toss in the first quarter and a 27-yard scoring toss in the second as the 49ers took a 14-3 lead into the half. In the third quarter, it was again the mastery of Montana, who connected with **TE John Frank** on a five-yard touchdown pass to extend the lead to 21-3.

**FB Tom Rathman** capped a solid day with a four-yard burst into the end zone with 8:07 remaining in the fourth quarter. Rathman finished with 36 yards rushing and caught five passes for 51 yards.

The San Francisco defensive charge was led by **LB Mike Walter**, who posted a game high 11 tackles and forced a fumble. **S Jeff Fuller** recorded nine tackles and intercepted a pass.

Offensively, Rice finished with 11 receptions for 133 yards and two touchdowns and Montana completed 17-of-27 passes for 288 yards.

49ers.....	7	7	7	7	-	28
Bears.....	0	3	0	0	-	3

49ers	— Rice 61 pass from Montana (Cofer kick)
49ers	— Rice 27 pass from Montana (Cofer kick)
Bears	— Butler 25 field goal
49ers	— Frank 5 pass from Montana (Cofer kick)
49ers	— Rathman 4 run (Cofer kick)



'88

*49ers 20, Cincinnati Bengals 16**Super Bowl XXIII**January 22 at Joe Robbie Stadium (Miami, FL)*

In what proved to be the most exciting Super Bowl game of the decade, it was the play of a collected veteran that delivered San Francisco their third NFL Championship. **QB Joe Montana** connected on 23-of-36 passes for 357 yards, but no completion would be more important than his last.

The game opened as a tight-knit affair with neither team having any ability to move the ball offensively. San Francisco opened the scoring on a 41-yard field goal by **K Mike Cofer** late in the first quarter. The Bengals responded with **K Jim Breech's** 34-yard field goal and the teams headed to the half locked in a 3-3 tie.

The third quarter began with the teams trading field goals before the Bengals broke the touchdown drought. Following a 49er field goal, Cincinnati **KR Stanford Jennings** took the Cofer kickoff and returned it 93 yards for a touchdown.

It didn't take long for San Francisco to respond. Montana hit **WR Jerry Rice** for a 31-yard completion and followed that with a swing pass that **RB Roger Craig** turned into a 40-yard gain. Two plays and 16 seconds later, Montana found Rice in the corner of the end zone for a 10-yard touchdown.

An 11-play, 46-yard drive by the Bengals resulted in a 46-yard field goal by Breech, giving Cincinnati a 16-13 lead and leaving the 49ers just 3:20 left on the clock. San Francisco received the kickoff and returned it to the 20, but a penalty moved the ball back to the eight-yard line. What happened next is the stuff of legend.

Montana connected on five consecutive passes to move the ball to the Bengals 35. A holding penalty moved the ball back 10 yards, but Montana responded with a 27-yard completion to Rice and another first down. A quick hit to Craig followed by a timeout left the Niners with second and two from the Bengals 10-yard line. Following the timeout, Montana hit **WR John Taylor** in the middle of the end zone for a touchdown and San Francisco had their third Super Bowl title of the decade.

Bengals.....	0	3	10	3	-	16
49ers .....	3	0	3	14	-	20

- 49ers** — Cofer 41 field goal  
**Bengals** — Breech 34 field goal  
**Bengals** — Breech 43 field goal  
**49ers** — Cofer 32 field goal  
**Bengals** — Jennings 93 kickoff return  
**49ers** — Rice 14 pass from Montana (Cofer kick)  
**Bengals** — Breech 40 field goal  
**49ers** — Taylor 10 pass from Montana (Cofer kick)

'89

*49ers 41, Minnesota Vikings 13**NFC Divisional Playoff**January 6 at Candlestick Park (San Francisco, CA)*

**QB Joe Montana** threw four touchdown passes and **RB Roger Craig** rushed for 118 yards as the 49ers advanced to the NFC Championship Game with a convincing 41-13 win over the visiting Minnesota Vikings at Candlestick Park.

The Vikings opened the scoring on a **K Rich Karlis** field goal nine minutes into the first quarter, but from that point on it was all San Francisco. The 49ers erupted for 28 consecutive points before halftime to put the game away early.

Just 20 seconds after the Vikings initial score, Montana connected with **WR Jerry Rice** for the first of his four touchdown passes of the afternoon. The play started simply enough before, in true Rice fashion, he turned a seven-yard gain into a 72-yard touchdown. Following an interception by **S Chet Brooks**, Montana hit **TE Brent Jones** for an eight-yard touchdown pass and the rout was on.

Montana would add touchdown passes to **WR John Taylor** and another to Rice before handing the game over to reserve **QB Steve Young**. On the day, Montana completed 17-of-24 passes for 241 yards.

The 49er defense would also contribute a score, courtesy of **S Ronnie Lott** who intercepted a **QB Tommy Kramer** pass and returned it 58 yards for the touchdown.



Vikings.....	3	0	3	7	-	13
49ers.....	7	20	0	14	-	41

Vikings	— Karlis 38 field goal
49ers	— Rice 72 pass from Montana (Cofer kick)
49ers	— Jones 8 pass from Montana (Cofer kick)
49ers	— Taylor 8 pass from Montana (Cofer kick)
49ers	— Rice 13 pass from Montana (Cofer kick)
Vikings	— Karlis 44 field goal
49ers	— Lott 58 interception return (Cofer kick)
49ers	— Craig 4 run (Cofer kick)
Vikings	— Fenney 3 run (Karlis kick)

'89

*49ers 30, Los Angeles Rams 3**NFC Championship**January 14 at Candlestick Park (San Francisco, CA)*

The 49er defense intercepted QB Jim Everett three times and held the Los Angeles Rams to 156 yards of total offense as San Francisco earned their fourth trip to the Super Bowl this decade with a 30-3 win at Candlestick Park in the NFC Championship.

San Francisco QB **Joe Montana** was superb in his direction of the 49er offense, completing 26-of-30 passes for 262 yards and two touchdowns. His first touchdown pass of the game came with 11:27 remaining in the second quarter when he hit **TE Brent Jones** on a 20-yard strike to give the 49ers a 7-3 lead.

CB **Tim Mckyer** intercepted an Everett pass giving the 49ers possession at the Los Angeles 27-yard line. A five-play drive culminated in a one-yard touchdown run by **RB Roger Craig**.

It wouldn't take long for San Francisco to strike again. Gaining possession with 3:10 remaining in the second, Montana calmly directed a 14-play, 97-yard drive that ended with an 18-yard scoring toss to **WR John Taylor**.

K **Mike Cofer** accounted for the final nine points on three field goals in the second half.

Offensively, Montana was joined by Craig who rushed for 94 yards on 24 carries. **WR Jerry Rice** caught six passes for 55 yards and **FB Tom Rathman** added 63 yards rushing and 48 yards receiving.

Rams.....	3	0	0	0	-	3
49ers.....	0	21	3	6	-	30

Rams	— Lansford 23 field goal
49ers	— Jones 20 pass from Montana (Cofer kick)
49ers	— Craig 1 run (Cofer kick)
49ers	— Taylor 18 pass from Montana (Cofer kick)
49ers	— Cofer 28 field goal
49ers	— Cofer 36 field goal
49ers	— Cofer 25 field goal

'89

*49ers 55, Denver Broncos 10**Super Bowl XXIV**January 28 at Louisiana Superdome (New Orleans, LA)*

**WR Jerry Rice** scored three touchdowns, **FB Tom Rathman** scored twice and **QB Joe Montana** earned his third Super Bowl MVP award as the San Francisco 49ers cruised to their fourth NFL Championship of the decade with a resounding 55-10 win over the Denver Broncos. The game was played before a crowd of 72,919 at the Louisiana Superdome in New Orleans, LA.

Rice scored on touchdown catches of 20, 38 and 28 yards en route to a seven-reception, 148-yard outing. Rathman scored his two touchdowns on runs of one and three yards.

The real story of the game was the play of Montana. He completed a sensational 22-of-29 pass-



es for 297 yards and five touchdowns. He was masterful in his direction of the 49er offense, leading the team on scoring drives of 66, 69 and 71 yards.

The 49er defense proved to be as devastating as the offense. San Francisco harassed Denver QB John Elway all game, intercepting him twice and sacking him on six occasions. **DE Daniel Stubbs** led the way with two sacks and was joined by four others who had one sack each. **DE Kevin Fagan** had six tackles and **LB Matt Millen** added five.

49ers .....	13	14	14	14	-	55
Broncos .....	3	3	7	0	-	10

- 49ers — Rice 20 pass from Montana (Cofer kick)  
 Broncos — Treadwell 42 field goal  
 49ers — Jones 7 pass from Montana (Kick failed)  
 49ers — Rathman 1 run (Cofer kick)  
 49ers — Rice 38 pass from Montana (Cofer kick)  
 49ers — Rice 28 pass from Montana (Cofer kick)  
 49ers — Taylor 35 pass from Montana (Cofer kick)  
 Broncos — Elway 3 run (Treadwell kick)  
 49ers — Rathman 3 run (Cofer kick)  
 49ers — Craig 1 run (Cofer kick)

# RECORDS

## '90 49ers 28, Washington Redskins 10 NFC Divisional Playoff January 12 at Candlestick Park (San Francisco, CA)

**QB Joe Montana** completed 22-of-31 passes for 274 yards and two touchdowns as San Francisco advanced to the NFC Championship with a 28-10 win over the visiting Washington Redskins.

The Redskins opened the scoring on a 31-yard touchdown reception from QB Mark Rypien to WR Art Monk. The 49ers answered with a one-yard touchdown run by **FB Tom Rathman** that capped an eight-play, 74-yard drive to tie the score at 7-7.

Washington added a 44-yard field goal by K Chip Lohmiller just before the end of the first quarter to take a 10-7 lead. That would be all of the scoring for the Redskins as the 49ers would reel off 21 consecutive points over the next three quarters.

Montana hit **WR Jerry Rice** on a 10-yard strike to cap a 10-play drive, giving San Francisco their first lead of the game four minutes into the second quarter. Five minutes later, the 49ers would extend their lead to 21-10 thanks to an eight-yard touchdown pass from Montana to **WR Mike Sherrard**.

It was the 49er defense that would cap the scoring for the day. Following a scoreless third quarter, **DT Michael Carter** intercepted a Rypien pass that had been tipped by **DE Charles Haley** and returned it 61 yards for a touchdown.

**CB Don Griffin** and **DE Kevin Fagan** had seven tackles each to lead the 49er defense.

Redskins .....	10	0	0	0	-	10
49ers .....	7	14	0	7	-	28

- Redskins — Monk 31 pass from Rypien (Lohmiller kick)  
 49ers — Rathman 1 run (Cofer kick)  
 Redskins — Lohmiller 44 field goal  
 49ers — Rice 10 pass from Montana (Cofer kick)  
 49ers — Sherrard 8 pass from Montana (Cofer kick)  
 49ers — Carter 61 interception return (Cofer kick)



'90

*New York Giants 15, 49ers 13**NFC Championship**January 20 at Candlestick Park (San Francisco, CA)*

Kickers and defense were the story of the day at Candlestick as the Giants used five field goals from K Matt Bahr to defeat the 49ers 15-13. The Giant defense was just that, holding the 49ers to 39 yards on the ground.

In the first two quarters, it was Bahr and 49er K Mike Cofer who provided all the scoring. Bahr connected on a pair of field goals from 28 and 42 yards out. Cofer added field goals of 47 and 35 yards, and the teams entered the half in a 6-6 tie.

San Francisco opened the scoring in the third quarter on a 61-yard touchdown pass to WR John Taylor from QB Joe Montana to take a 13-6 lead. From that point on, it was all New York and Matt Bahr.

Bahr kicked field goals of 46 and 38 yards to pull the Giants within one at 13-12 with 5:47 remaining. San Francisco took over at their own 20-yard line, but five plays later DT Erik Howard forced a 49er fumble and LB Lawrence Taylor recovered at the Giant 43-yard line with 2:36 remaining. A pair of QB Jeff Hostetler completions to TE Mark Bavaro and WR Stephen Baker had the Giants in field goal range at the 49er 29-yard line with 1:10 remaining in the contest. Three plays later Bahr added his fifth field goal of the day, this one from 42 yards away, as time expired.

Montana completed 18-of-26 passes for 190 yards and one touchdown. Taylor caught two passes for 75 yards, including the 61-yard touchdown. WR Jerry Rice added five catches for 54 yards.

Defensively, San Francisco was led by LB Bill Romanowski's seven tackles. DT Jim Burt, DT Pierce Holt and DE Charles Haley added one sack each.

Giants.....	3	3	3	6	-	15
49ers.....	3	3	7	0	-	13

- 49ers — Cofer 47 field goal  
 Giants — Bahr 28 field goal  
 Giants — Bahr 42 field goal  
 49ers — Cofer 35 field goal  
 49ers — Taylor 61 pass from Montana (Cofer kick)  
 Giants — Bahr 46 field goal  
 Giants — Bahr 38 field goal  
 Giants — Bahr 42 field goal

'92

*49ers 20, Washington Redskins 13**NFC Divisional Playoff**January 9 at Candlestick Park (San Francisco, CA)*

QB Steve Young threw for 227 yards, including two touchdown passes, and rushed for an additional 73 yards to lead San Francisco to a hard fought 20-13 win over the visiting Redskins at Candlestick Park.

Young tossed a five-yard touchdown pass to WR John Taylor to open the scoring at the 11:48 mark of the first quarter. The teams traded field goals, and then Young hit TE Brent Jones on a 16-yard scoring strike and K Mike Cofer added the extra point to give San Francisco a 17-3 lead at halftime.

The Redskins answered with 10 consecutive points on a K Chip Lohmiller field goal and a QB Mark Rypien one-yard touchdown plunge to cut the 49er lead to 17-13. The locals responded with a 14-play, 59-yard drive that resulted in a 33-yard Cofer field goal with 2:22 remaining.

The San Francisco defense did the rest, sacking Rypien four times on their final drive before forcing the Redskins to turn the ball over on downs.

DT Pierce Holt had four tackles, including three sacks, to pace a determined Niner defense. CB Don Griffin posted a team-high six stops in the victory.

Redskins.....	3	0	3	7	-	13
49ers.....	7	10	0	3	-	20



- 49ers — Taylor 5 pass from Young (Cofer kick)
- Redskins — Lohmiller 19 field goal
- 49ers — Cofer 23 field goal
- 49ers — Jones 16 pass from Young
- Redskins — Lohmiller 32 field goal
- Redskins — Rypien 1 run (Lohmiller kick)
- 49ers — Cofer 33 field goal

**'92** *Dallas Cowboys 30, 49ers 20*  
*NFC Championship*  
*January 17 at Candlestick Park (San Francisco, CA)*

QB Troy Aikman completed 24-of-34 passes for 322 yards and two touchdowns as the Cowboys claimed a 30-20 win over the 49ers. The game was played before 64,920 fans at a rainy Candlestick Park.

Dallas opened the scoring on a 20-yard field goal by K Lin Elliott. The 49ers answered with a one-yard run by QB Steve Young to take a 7-3 lead after the first quarter. Cowboy RB Emmitt Smith scored the first of his two touchdowns on a four-yard run at the 5:05 mark of the second quarter to put Dallas up 10-7. San Francisco tied the score three minutes later on a 28-yard field goal by K Mike Cofer.

FB Daryl Johnston scored the first points of the second half on a three-yard run at the 10:45 mark of the third quarter to put the Cowboys ahead 17-10. Cofer added a field goal for the 49ers to make the score 17-13 heading into the fourth quarter.

It was a battle between Aikman and Young in the fourth. Aikman hit Smith on a 16-yard scoring strike at the 12:25 mark, extending the Dallas lead to 24-13. Young answered back with a nine play, 93-yard drive resulting in a five-yard scoring toss to WR Jerry Rice to trim the Cowboy lead to 24-20. It didn't take long for Dallas to respond. On a first and 10 from their own 21, Aikman hit WR Alvin Harper on a crossing pattern that Harper turned into a 70-yard completion. Three plays later Aikman hit WR Kelvin Martin for a six-yard touchdown to secure the win.

Rice had an outstanding day receiving, finishing with eight catches for 123 yards and one touchdown. Young completed 25-of-35 passes for 313 yards and one touchdown.

CB Eric Davis had six tackles to lead the 49er defense. S Dana Hall. CB Don Griffin and LB Bill Romanowski added five tackles each. DT Ted Washington and DE Kevin Fagan had two sacks each for San Francisco.

Cowboys .....	3	7	7	13	-	30
49ers .....	7	3	3	7	-	20

- Cowboys — Elliott 20 field goal
- 49ers — Young 1 run (Cofer kick)
- Cowboys — Smith 4 run (Elliott kick)
- 49ers — Cofer 28 field goal
- Cowboys — Johnston 3 run (Elliott kick)
- 49ers — Cofer 42 field goal
- Cowboys — Smith 16 pass from Aikman (Elliott kick)
- 49ers — Rice 5 pass from Young (Cofer kick)
- Cowboys — Martin 6 pass from Aikman (kick blocked)

**'93** *49ers 44, New York Giants 3*  
*NFC Divisional Playoff*  
*January 15 at Candlestick Park (San Francisco, CA)*

It was a wattered down 49er attack at Candlestick Park as RB Ricky Watters established an NFL single-game playoff record with five rushing touchdowns in the 44-3 win over the visting New York Giants.

Watters scored on runs of one, one, two, six and two yards as he compiled 118 rushing yards on 24 carries. He also caught a team-high five passes for 46 yards from QB Steve Young, who finished the day completing 17-of-22 passes for 226 yards in the victory.

The 49er defense stepped up their play in the win as well. New York was held to 194 total yards, including 41 yards rushing. DT Dana Stubblefield had two sacks and LB Bill Romanowski added a team-high five tackles.



The game was marked by several milestone events:

- Attendance of 67,143 set a 49ers and Candlestick Park record (since broken).
- 44 points are most scored by 49ers in an NFC Playoff Game.
- Watters sets NFL single-game record for postseason rushing touchdowns (5), postseason touchdowns (5) and points scored (30).

Giants.....	0	3	0	0	-	3
49ers.....	9	14	14	7	-	44

- 49ers — Watters 1 run (Kick failed)
- 49ers — Cofer 29 field goal
- 49ers — Watters 1 run (Cofer kick)
- 49ers — Watters 2 run (Cofer kick)
- Giants — Treadwell 25 field goal
- 49ers — Watters 6 run (Cofer kick)
- 49ers — Watters 2 run (Cofer kick)
- 49ers — Logan 2 run (Cofer kick)

**'93 Dallas Cowboys 38, 49ers 21**  
*NFC Championship*  
*January 23 at Texas Stadium (Irving, TX)*

The Cowboys broke a 7-7 tie by scoring 21 unanswered points in the second quarter, and that proved to be the difference in their 38-21 win over the visiting 49ers.

The game was played before 64,902 at Texas Stadium.

The Cowboys opened the scoring on a five-yard touchdown run by RB Emmitt Smith at 8:14 of the first quarter. San Francisco responded with a seven-yard touchdown reception by **FB Tom Rathman** from **QB Steve Young** early in the second quarter to tie the score. That would be as close as the 49ers would get, as Dallas answered with a 21-point outburst in the final 10 minutes of the second quarter to take a 28-7 halftime lead.

San Francisco scored their second touchdown of the game at the 5:47 mark of the third quarter. **RB Ricky Watters** capped a six-play, 43-yard drive with a four-yard scamper into the end zone. Dallas sealed the game by scoring 10 consecutive points on a 42-yard touchdown reception by WR Alvin Harper from reserve QB Bernie Kosar and adding a 50-yard field goal from K Eddie Murray. The 49ers would add another touchdown on a one-yard plunge by Young, capping a 17-play, 94-yard drive.

San Francisco was paced offensively by Young, who completed 27-of-45 passes for 287 yards and one touchdown. He also ran for a team-high 38 yards. Watters added 37 yards on 12 carries and one touchdown.

**LB Michael Walter** led the 49er defense with eight tackles. He was joined by **S Merton Hanks** and **DT Dennis Brown** who had seven stops each.

49ers.....	0	7	7	7	-	21
Cowboys.....	7	21	7	3	-	38

- Cowboys — Smith 5 run (Murray kick)
- 49ers — Rathman 7 pass from Young (Cofer kick)
- Cowboys — Johnston 4 run (Murray kick)
- Cowboys — Smith 11 pass from Aikman (Murray kick)
- Cowboys — Novacek 19 pass from Aikman (Murray kick)
- 49ers — Watters 4 run (Cofer kick)
- Cowboys — Harper 42 pass from Kosar (Murray kick)
- Cowboys — Murray 50 field goal
- 49ers — Young 1 run (Cofer kick)



## '94 *49ers 44, Chicago Bears 15* NFC Divisional Playoff January 7 at Candlestick Park (San Francisco, CA)

**FB William Floyd** rushed for three touchdowns and the 49ers defense held Chicago to just 247 yards in a 44-15 rout of the Bears. Floyd's three scores established him as the first rookie to hit paydirt as many as three times in an NFL playoff game.

The Bears actually took an early 3-0 lead on a 29-yard field goal by **K Kevin Butler**. The Niners bounced back, however, lighting up the scoreboard for 37 unanswered points to put the game away.

San Francisco's first points were the result of a 13-play, 68-yard drive that ended with a two-yard run by Floyd. **CB Eric Davis** then intercepted QB Steve Walsh on the Bears' next possession and moments later, **QB Steve Young** connected with **TE Brent Jones** for an eight-yard scoring play.

The Niners continued to roll in the second quarter, increasing the lead to 30-3 at the half on touchdown runs by Floyd and Young, sandwiched around a **K Doug Brien** field goal. Floyd's third touchdown of the game midway through the third quarter increased the lead to 37-3 and completed the afternoon's work for many of the San Francisco starters.

**LB Gary Plummer** led a spirited defensive effort, tying the 49ers single-game postseason record with 13 tackles. The 49ers defense also sacked Chicago quarterbacks four times, led by **DE Tim Harris'** two.

49ers .....	7	23	7	7	-	44
Bears .....	3	0	0	12	-	15

- Bears — Butler 39 field goal
- 49ers — Floyd 2 run (Brien kick)
- 49ers — Jones 8 pass from Young (kick failed)
- 49ers — Floyd 4 run (Brien kick)
- 49ers — Brien 36 field goal
- 49ers — Young 6 run (Brien kick)
- 49ers — Floyd 1 run (Brien kick)
- Bears — Flanigan 2 pass from Kramer (pass failed)
- 49ers — Walker 1 run (Brien kick)
- Bears — Tillman 1 run (pass failed)

## '94 *49ers 38, Dallas Cowboys 28* NFC Championship January 15 at Candlestick Park (San Francisco, CA)

**CB Eric Davis** returned an interception 44 yards for a touchdown and forced a fumble that San Francisco converted into a touchdown. Those plays set the stage for a defensive effort that produced five takeaways in San Francisco's 38-28 NFC Championship win over the Dallas Cowboys. The game was played before a Candlestick Park-record 69,143 (since broken).

On the third play of the game, Davis, playing a disguised zone coverage, stepped in front of a QB Troy Aikman pass and sprinted to the end zone. Three plays later, he stripped the ball from WR Michael Irvin, and **S Tim McDonald** recovered. Five plays later, **QB Steve Young** hit **FB Ricky Watters** in the flat on a play that produced a 29-yard touchdown and a 14-0 lead.

The ensuing kickoff saw 49ers' **RB Adam Walker** jar the ball loose from Dallas returner Kevin Williams and **K Doug Brien** recovered the fumble. It took seven plays before **FB William Floyd** plunged in from the one to make it 21-0 with 7:33 remaining in the first quarter.

Dallas began its comeback on the next series. Facing third and 23 from the San Francisco 44, Aikman hit Irvin for a score that cut it to 21-7. Following a Brien field goal of 34 yards (24-7), RB Emmitt Smith capped a 63-yard drive with a four-yard run that narrowed the gap to 24-24. The crucial point in the game came seconds before the first half expired. With :08 remaining, Young found **WR Jerry Rice** for a 28-yard score, giving the 49ers a 21-14 lead heading into the locker room.

The teams traded touchdowns in the second half with the 49ers holding off a strong Dallas charge in the fourth quarter. Young completed 13-of-29 passes for 155 yards and two touchdowns. He also rushed for 47 yards and another score. Watters led the ground game, compiling 72 yards, while **TE Brent Jones** and Floyd each had three receptions.



Defensively, **LB Ken Norton Jr.** paced the squad with 10 tackles, while Davis and McDonald added seven. Davis also had two interceptions and a forced fumble. **CB Deion Sanders** had an interception, along with five passes defended, while **DT Rhett Hall** and **DE Tim Harris** each had two sacks.

49ers.....	21	10	7	0	-	38
Cowboys.....	7	7	7	7	-	28

49ers	— Davis 44 interception return (Brien kick)
49ers	— Watters 29 pass from Young (Brien kick)
49ers	— Floyd 1 run (Brien kick)
Cowboys	— Irvin 44 pass from Aikman (Boniol kick)
49ers	— Brien 34 field goal
Cowboys	— Smith 4 run (Boniol kick)
49ers	— Rick 28 pass from Young (Brien kick)
Cowboys	— Smith 1 run (Boniol kick)
49ers	— Young 3 4un (Brien kick)
Cowboys	— Irvin 10 pass from Aikman (Boniol kick)

## '94 *49ers 49, San Diego Chargers 26* *Super Bowl XXIX* *January 29 at Joe Robbie Stadium (Miami, FL)*

**QB Steve Young** set a Super Bowl record with six touchdown passes and **WR Jerry Rice** hauled in three scoring passes for the second time in his career in the world championship game. The 49ers stars led an offensive explosion that carried the team to a 49-26 win over San Diego.

San Francisco wasted little time in getting on the scoreboard as it took it just three plays following the game's opening kickoff to crack the Chargers' end zone. Following a **FB William Floyd** four-yard run and an 11-yard pass from Young to **WR John Taylor**, Young connected with Rice streaking down the middle of the field for a 44-yard scoring strike.

Following a San Diego punt, San Francisco was back in the end zone again after only three plays as Young, once again, challenged the middle of the Chargers defense, this time with a pass to **RB Ricky Watters**, which netted a 51-yard score. The Chargers made things close for awhile, however, putting together a 13-play, 78-yard drive that concluded with a **RB Natrone Means** one-yard touchdown plunge to make it 14-7 after one quarter of play.

The 49ers began to break the game open in the second quarter. They followed the San Diego touchdown with a 70-yard drive that culminated with a five-yard scoring pass from Young to Floyd. Two possessions later, following a partially blocked punt by **RB Adam Walker**, the Niners drove 49 yards for another score on an eight-yard toss from Young to Watters. **K John Carney's** 31-yard field goal with less than two minutes remaining in the half closed the margin at intermission to 28-10.

The Niners put the game away in the third quarter, running the lead to 42-10 on a pair of long drives that ended with Watters' third score of the evening, a nine-yard blast up the middle, and a 15-yard pass from Young to Rice. Rice caught his third touchdown of the night on a seven-yard toss from Young in the fourth quarter, enabling Young to break **QB Joe Montana's** record of five Super Bowl touchdown passes. Young was named the game's Most Valuable Player, while Rice turned in the second best receiving performance in Super Bowl history with 10 catches for 149 yards, while tying his own record with three scoring receptions.

Chargers.....	7	3	8	8	-	26
49ers.....	14	14	14	7	-	49

49ers	— Rice 44 pass from Young (Brien kick)
49ers	— Watters 51 pass from Young (Brien kick)
Chargers	— Means 1 run (Carney kick)
49ers	— Floyd 5 pass from Young (Brien kick)
49ers	— Watters 8 pass from Young (Brien kick)
Chargers	— Carney 31 field goal
49ers	— Watters 9 run (Brien kick)
49ers	— Rice 15 pass from Young (Brien kick)
Chargers	— Coleman 98 kickoff return (Humphries to Seay pass)
49ers	— Rice 7 pass from Young (Brien kick)
Chargers	— Martin 30 pass from Humphries (Humphries to Pupunu pass)



## '95 *Green Bay Packers 27, 49ers 17* *NFC Divisional Playoff* *January 6 at 3Com Park (San Francisco, CA)*

Aided by a swarming defense that caused four turnovers, the Green Bay Packers defeated the 49ers 27-17 at 3Com Park.

A record crowd of 69,311 saw the Packers advance to the NFC Championship Game, while the 49ers' one-year reign as world champions ended with an overall record of 11-6.

Green Bay took its opening drive and marched to the San Francisco 26 before settling for a field goal attempt. However, K Chris Jacke's 44-yard attempt was blocked by S **Tim McDonald** and the 49ers took over at their 34. On the first play from scrimmage, QB **Steve Young** hit FB **Adam Walker** in the flat, but LB Wayne Simmons jarred the ball loose and CB Craig Newsome returned the fumble 31 yards for the touchdown. Green Bay also scored on its next two possessions, a three-yard pass from QB Brett Favre to TE Keith Jackson and a 13-yard toss from Favre to TE Mark Chmura. San Francisco scored its first points of the game late in the half when K **Jeff Wilkins** nailed a 21-yard field goal with two minutes remaining.

The 49ers took their first possession of the third quarter and marched 80 yards for a touchdown, the score coming when Young plunged in from the one, cutting the deficit to 21-10. On the 14-play drive, Young was nine of 10 and ran the ball twice. Again, the Packers responded to the challenge, using a pair of Jacke field goals (27 yards in the third quarter, 26 yards in the fourth quarter), and boosted Green Bay's lead to 27-10. San Francisco's final score of the season came on a two-yard plunge by RB **Derek Loville** with :50 remaining in the game.

Young completed 32 passes in an NFL postseason record 65 attempts, for 328 yards and two interceptions. He also led the 49ers in rushing, gaining 77 yards in nine attempts, including a 40-yard sprint after he was flushed from the pocket. Rice led the receivers with 11 catches for 117 yards, while TE **Brent Jones** gained 112 yards on eight receptions.

Defensively, T **Dana Stubblefield** recorded a team-high 10 tackles and a sack for five yards, while LB **Ken Norton Jr.** added nine.

Packers .....	14	7	3	3	-	27
49ers.....	0	3	7	7	-	17

- Packers — Newsome 31 fumble return (Jacke kick)
- Packers — Jackson 3 pass from Favre (Jacke kick)
- Packers — Chmura 13 pass from Favre (Jacke kick)
- 49ers — Wilkins 21 field goal
- 49ers — Young 1 run (Wilkins kick)
- Packers — Jacke 27 field goal
- Packers — Jacke 26 field goal
- 49ers — Loville 2 run (Wilkins kick)

## '96 *49ers 14, Philadelphia Eagles 0* *NFC Wild Card* *December 29 at 3Com Park (San Francisco, CA)*

On a wet and windy Sunday at 3Com Park, San Francisco opened its 1996 postseason by defeating the Philadelphia Eagles 14-0 in the NFC Wild Card Game.

Led by its marquee players QB **Steve Young** and WR **Jerry Rice** on offense, and a defense that recorded the team's first postseason shutout since the 1984 NFC Championship game, the 49ers advanced to the Divisional Playoff round.

Following a scoreless first quarter, Young took the offense on a 10-play, 74-yard drive that concluded with the Pro Bowl quarterback scoring on a gutty nine-yard run off a quarterback draw. On that play Young broke four tackles while fighting his way to paydirt.

Twice in the second quarter the Eagles mounted long drives only to be denied just short of the endzone by Niners' interceptions. Philadelphia's first trip ended with CB **Marquez Pope** intercepting a QB Ty Detmer pass on San Francisco's seven-yard line. Late in the quarter the Eagles marched 59 yards on 10 plays moving to the 49ers five-yard line. Facing third and four, Detmer's attempt to WR Chris T. Jones was picked off by DE **Roy Barker**, who had dropped off into zone-blitz coverage.



The only scoring in the second half occurred on the Niners' second possession of the third quarter. On that drive, Rice made a spectacular one-handed catch that resulted in a 36-yard gain. He scored on a three-yard pass from Young on the next play from scrimmage.

Young finished as the game's leading rusher with 65 yards, while also completing 14-of-21 tosses for 161 yards. Rice had four catches for 50 yards and his 19th career postseason touchdown (17th receiving). **RB Terry Kirby** added 43 yards rushing.

The Niners' defense, which held Eagles **RB Ricky Watters** to 57 rushing yards, was led by **LB Ken Norton Jr.**'s team postseason-record 12 unassisted tackles. **DT Bryant Young** registered two sacks and **LB Lee Woodall** added a sack among his six total stops.

49ers.....	0	7	7	0	-	14
Eagles.....	0	0	0	0	-	0

- 49ers — Young 9 run (Wilkins kick)  
49ers — Rice 3 pass (Wilkins kick)

## '96 *Green Bay Packers 35, 49ers 14* *NFC Divisional Playoff* *January 4 at Lambeau Field (Green Bay, WI)*

A total of five turnovers and missed opportunities spelled defeat for the San Francisco 49ers in their NFC Divisional Playoff Game with the Green Bay Packers. Played before a record Lambeau Field crowd of 60,787, the 49ers fell 35-14 in a game that featured 34-degree weather (with a wind chill of 9) and driving rain.

It didn't take long for the Packers to take a lead. After forcing San Francisco to punt on its first series, WR Desmond Howard took **P Tommy Thompson**'s punt, split the coverage down the middle of the field and raced for a 71-yard touchdown. Then, with seven minutes remaining in the opening stanza, Howard struck again. He returned a punt 46 yards to the San Francisco seven, and two plays later, QB Brett Favre threw a four-yard scoring pass to WR Andre Rison to make it 14-0.

San Francisco then mounted a comeback in the second quarter. Trailing 21-0, the tide began to turn when 49ers' special teams standout **Curtis Buckley** recovered a muffed punt at the Green Bay 26. Moments later, **QB Elvis Grbac**, replacing the injured **QB Steve Young** (ribs), hit **RB Terry Kirby** with an eight-yard pass, cutting the deficit to 21-7 at the half.

On the opening kickoff of the third quarter, San Francisco **CB Steve Israel** recovered a loose ball on the Packers' four, setting the stage for Grbac's scamper into the end zone. The 49ers' fate was sealed, however, on the ensuing Packers' drive. Marching 72 yards in 12 plays (10 of which were runs), Green Bay scored when FB Edgar Bennett fumbled before crossing the goal line; but before the 49ers defenders could react, WR Antonio Freeman fell on the loose ball, giving the hosts a 28-14 advantage. Bennett scored on an 11-yard run, and two more fumbles in the fourth quarter snuffed out any hope the 49ers had in getting back into the game.

Young played the first nine plays at quarterback before giving way to Grbac late in the first quarter. Elvis completed 19-of-36 for 125 yards with one touchdown and three interceptions and led the team in rushing with 32 yards. Backfield mates Kirby and **RB William Floyd** had six receptions each, while **WR Jerry Rice** had a team-high 36 yards receiving.

Defensively, **LB Ken Norton Jr.** posted eight tackles and **LB Gary Plummer** added seven. All-Pro **DT Bryant Young** left the game late in the first quarter because of a neck injury. He was taken to the hospital for tests, which were negative.

49ers.....	0	7	7	0	-	14
Packers.....	14	7	7	7	-	35

- Packers — Howard 71 punt return (Jacke kick)  
Packers — Rison 4 pass (Jacke kick)  
Packers — Bennet 2 run (Jacke kick)  
49ers — Kirby 8 pass (Wilkins kick)  
49ers — Grbac 4 run (Wilkins kick)  
Packers — Freeman fumble recovery (Jacke kick)  
Packers — Bennett 11 run (Jacke kick)



## '97 49ers 38, Minnesota Vikings 22 NFC Divisional Playoff January 3 at 3Com Park (San Francisco, CA)

**RB Terry Kirby** rushed for a career-high 120 yards and scored two touchdowns in leading the San Francisco 49ers to a 38-22 victory over the Minnesota Vikings in the NFC Divisional Playoffs at 3Com Park.

In addition to Kirby's heroics, **QB Steve Young** completed 21-of-30 passes for 224 yards and a touchdown, **WR J.J. Stokes** had 101 yards receiving and **LB Ken Norton Jr.** returned an interception 23 yards for a touchdown.

San Francisco's first score came compliments of a Minnesota special teams miscue. P Mitch Berger's punt sailed off the side of his foot and into the crowd after going only 12 yards. The 49ers took over on the Vikings' 26, and four plays later, **FB William Floyd** crashed over from the one and the 49ers led 7-0. Less than a minute later, the visitors tied the game on a 66-yard scoring pass from **QB Randall Cunningham** to **WR Cris Carter**. In the second quarter, the 49ers again took advantage of a poor kick by Berger — this time a punt of 29 yards — to take a 14-7 lead. Moving 61 yards in only four plays, and aided by three Minnesota penalties, Kirby scored the first of his two touchdowns on the afternoon on a one-yard plunge. Then the game-breaker occurred two plays later. After the San Francisco defense flushed Cunningham out of the pocket, he threw over an onrushing **DE Roy Barker** and into the hands of Norton, who ran untouched into the end zone.

In the third quarter, **K Gary Anderson** connected on a 34-yard field goal to build the lead to 24-7, but Cunningham and Carter hooked up again for a score, closing the gap to 24-14. On the ensuing series, the 49ers marched 75 yards in seven plays, highlighted by two Kirby runs of 22 and 14 yards. Then Young hit **WR Terrell Owens**, with one of the prettiest touchdowns of the year, as the second-year receiver shook off a defender, then dove into the end zone for the score. Kirby finished the scoring in the fourth quarter with another one-yard run.

**CB Tyrone Drakeford** had six tackles and a pair of passes defended to pace the defense. Barker also recorded San Francisco's only sack of the game.

Vikings .....	7	0	7	8	-	22
49ers .....	7	14	10	7	-	38

- 49ers — Floyd 1 run (Anderson kick)
- Vikings — Carter 66 pass from Cunningham (Murray kick)
- 49ers — Kirby 1 run (Anderson kick)
- 49ers — Norton 23 interception (Anderson kick)
- 49ers — Anderson 34 field goal
- Vikings — Carter 3 pass from Cunningham (Murray kick)
- 49ers — Owens 15 pass from Young (Anderson kick)
- 49ers — Kirby 1 run (Anderson kick)
- Vikings — Hatchette 13 pass from Cunningham (Cunningham to Walsh pass)

## '97 Green Bay Packers 23, 49ers 10 NFC Championship January 11 at 3Com Park (San Francisco, CA)

**RB Dorsey Levens** rushed for 114 yards and **WR Antonio Freeman** caught four passes for 104 yards and a touchdown to lead visiting Green Bay to a 23-10 win in the NFC Championship Game. The game was played before 68,987 under windy and rainy conditions at 3Com Park.

The Packers opened the scoring late in the first quarter. After San Francisco punted on their first series, **QB Brett Favre** led Green Bay on a 10-play, 76-yard drive that resulted in a **K Ryan Longwell** 19-yard field goal. Favre completed 3-of-4 passes for 37 yards in the series.

Green Bay continued their scoring in the second quarter. **S Eugene Robinson** intercepted a **QB Steve Young** pass and returned it 58 yards to the San Francisco 28. Two plays later, Favre threw a 27-yard scoring pass to Freeman to make the score 10-0.

San Francisco then broke the drought on a scoring drive beginning with 4:23 remaining in the second. Following a missed field goal by Longwell, the 49ers took possession at their own 38. A



pair of Young completions for 32 yards had the Niners in Packer territory, but two holding penalties brought the ball back to the original line of scrimmage. On a key third down and 26 yards to go, Young completed a 48-yard pass to **WR Terrell Owens** to the Packer 10-yard line. The drive resulted in a 28-yard field goal by **K Gary Anderson**.

Green Bay answered on their next possession. Freeman returned the kickoff 18 yards to the Packer 27. Two plays later Favre hit Freeman for a 40-yard completion to the San Francisco 25. Longwell connected on a 43-yard field goal to make the halftime score 13-3.

After a scoreless third quarter, Green Bay extended their lead to 16-3 on a 25-yard field goal by Longwell. The Packers added on seven more after a five-yard touchdown run by Levens to make the score 23-3.

San Francisco closed out the game scoring on the ensuing kickoff. **Chuck Levy** returned Longwell's kick 95 yards for a touchdown. The Levy return was the second longest postseason return for San Francisco, trailing the 97-yard touchdown return by Vic Washington vs. Dallas in 1972.

Young completed 23-of-38 passes for 250 yards and one interception. **RB Terry Kirby** ran for a team-high 21 yards on six carries. **WR J.J. Stokes** caught six passes for 87 yards, including a long of 43.

Defensively, San Francisco was led by **S Merton Hanks** with eight tackles. **LB Ken Norton Jr.**, **LB Lee Woodall**, **LB Gary Plummer** and **S Tim McDonald** had seven tackles each.

Packers .....	3	10	0	10	-	23
49ers .....	0	3	0	7	-	10

- Packers — Longwell 19 field goal
- Packers — Freeman 27 pass from Favre (Longwell kick)
- 49ers — Anderson 28 field goal
- Packers — Longwell 43 field goal
- Packers — Longwell 25 field goal
- Packers — Levens 5 run (Longwell kick)
- 49ers — Levy 95 kickoff return (Anderson kick)

**'98** *49ers 30, Green Bay Packers 27*  
*NFC Wild Card*  
*January 3 at 3Com Park (San Francisco, CA)*

**QB Steve Young** threw three touchdown passes, including a 25-yard strike to **WR Terrell Owens** with three seconds remaining as San Francisco edged Green Bay, 30-27.

The 49ers forced three Green Bay turnovers and racked up 178 yards rushing, including 128 yards on 22 carries by **RB Garrison Hearst**, but still needed last-second heroics to defeat their rival and nemesis.

On a crystal clear day in the Bay Area, it was the Packers who opened the scoring on a 23-yard field goal from K Ryan Longwell midway through the first quarter. San Francisco answered with help from a big play defense. **S Merton Hanks** forced a fumble by RB Dorsey Levens, and the ball was recovered by **DE Chris Doleman** at the Green Bay 19-yard line. Three plays later Young connected with **TE Greg Clark** from one-yard out for the touchdown and a 7-3 lead.

Just four seconds into the second quarter, the Packers regained the lead on a two-yard scoring toss from QB Brett Favre to WR Antonio Freeman. The score capped a nine-play, 62-yard drive. San Francisco tied the score on the first of three **K Wade Richey** field goals, this one from 34 yards out with 6:53 remaining in the half. The Packers surged back ahead with 36 seconds remaining when Levens bowled into the end zone from two yards out. The extra point by Longwell was good and Green Bay took a 17-10 halftime lead.

The third quarter opened with another big play from the 49ers defense. With Green Bay driving at their own 41-yard line, **DE Charles Haley** pressured Favre into an errant pass that was intercepted by **LB Lee Woodall**, who returned 17 yards to the Packer 33-yard line. Five plays later, the score was tied for a third time when Young hit Clark from eight-yards out for the score.

The 49ers reclaimed the lead midway through the quarter on a **TEAM-POSTSEASON RECORD** and **CAREER-LONG** 48-yard field goal from Richey. The kick capped an 11-play, 48-yard drive that took 5:33 off the clock.

In a game that saw five lead changes and three ties, the fourth quarter became particularly dramatic. Longwell answered Richey's 48-yard kick with a 37-yard effort of his own to tie the game



at 20-20 at the beginning of the fourth. On the ensuing possession, San Francisco marched 51 yards in 10 plays and capped the drive with a 40-yard field goal by Richey to reclaim the lead at 23-20. With 4:19 remaining in the game, Green Bay took over at their own 11-yard line. From there, Favre would lead his team on a nine-play, 89-yard scoring drive. The drive was capped when Favre hit Freeman from 15 yards out for the touchdown and a 27-23 lead with 1:56 remaining in the game.

The Packer touchdown set up one of the most memorable sequences in 49ers' history. San Francisco took possession at their own 24-yard line with 1:50 remaining and three timeouts to their credit. From there Young would lead the team on a drive for the ages. Young opened the drive with completions of 17 and nine yards to **WR J.J. Stokes**. His third straight completion was for three yards to **FB Marc Edwards**, who broke three tackles to pick up a first down. After using the first timeout, Young threw incomplete to Stokes and then had a six-yard completion to **WR Jerry Rice**. The 49ers second timeout was followed by a nine-yard completion to **RB Terry Kirby** who ran out of bounds at the Green Bay 32-yard line. A seven-yard completion to **RB Garrison Hearst** was followed by the 49ers final timeout with 14 seconds remaining on the clock. After the timeout, Young passed incomplete to Stokes and eight seconds remained on the clock. On the next play Young dropped back, stumbled and threw a 25-yard touchdown strike to Owens who was sandwiched in the end zone by S Pat Terrell and S Darren Sharper.

**CB Marquez Pope** and Woodall paced the defensive effort with eight tackles each. Woodall also recorded an interception and had two passes defensed. **DT Brentson Buckner** added six tackles, while **LB Ken Norton Jr.** and **DT Junior Bryant** recorded five stops each. **CB Darnell Walker** added an interception.

Packers .....	3	14	0	0	-	27
49ers.....	7	3	10	10	-	30

Packers	— Longwell 23 field goal
49ers	— Clark 1 pass from Young (Richey kick)
Packers	— Freeman 2 pass from Favre (Longwell kick)
49ers	— Richey 34 field goal
Packers	— Levens 2 run (Longwell kick)
49ers	— Clark 8 pass (Richey kick)
49ers	— Richey 48 field goal
Packers	— Longwell 37 field goal
49ers	— Richey 40 field goal
Packers	— Freeman 15 pass from Favre (Longwell kick)
49ers	— Owens 25 pass from Young (Richey kick)

## '98 Atlanta Falcons 20, 49ers 18

### NFC Divisional Playoff

#### January 9 at Georgia Dome (Atlanta, GA)

With San Francisco's NFL-leading running game a mere shell of itself, the Atlanta Falcons forced three turnovers and held off the 49ers, 20-18, in the NFC Divisional Playoff at the Georgia Dome.

San Francisco's hope of controlling the game on the ground came to a screeching halt on the first play of the game when **RB Garrison Hearst** fractured the tibia in his left leg on an inside run that had gained seven yards. With Hearst out and **RB Terry Kirby** hobbled with a bruised leg, the 49ers managed just 46 yards on the ground.

Atlanta's rushing attack flourished in the first half thanks to the power running of **RB Jamal Anderson**, who scored on a two-yard run in the first quarter to give the Falcons a 7-0 lead.

Atlanta increased its lead to 14-0 when Anderson finished off a 34-yard run with a spread eagle dive into the end zone with 3:12 left in the second quarter. The touchdown run capped a seven-play, 82-yard drive.

San Francisco snatched the momentum from the Falcons by putting together a pair of scoring drives just before the half. The 49ers answered Atlanta's second touchdown march with a nine-play, 80-yard drive that concluded with the familiar end zone combination of **QB Steve Young** to **WR Jerry Rice** from 17 yards out. It was Rice's 19th career postseason touchdown. With just under one minute to play in the first half, **DE Charles Haley** chased QB Chris Chandler and



deflected his pass into the waiting arms of **DT Junior Bryant**, who returned it four yards to the Atlanta 36-yard line. **K Wade Richey** made it a 14-10 game at the half with a 36-yard field goal as time expired.

The 49ers carried that momentum into the third quarter, nearly tripling Atlanta's offensive output in the second half (187 yards to 68). But turnovers did not allow them to complete the comeback. The Falcons thwarted two drives with a pair of interceptions, including one by S Eugene Robinson that was returned 77 yards, to set up a K Morten Andersen 29-yard field goal. Leading 17-10, Andersen added another 32-yard field goal to give the Falcons a 10-point edge with 10:33 remaining.

San Francisco responded to Atlanta's three pointer with a 13-play, 87-yard drive that Young finished himself with an eight-yard touchdown run. A two-point pass from **QB Ty Detmer** to **TE Greg Clark** made it 20-18 with 2:57 left.

After Atlanta used up 2:19 of the clock, the 49ers got the ball back at their own four yard line but were only able to move to the 26 before Young's Hail Mary attempt was intercepted as time expired.

After rushing for 83 yards on 13 carries in the first half, Anderson was limited to 30 yards on 16 carries in the second half by San Francisco's defense. **LB Winfred Tubbs** made a game-high 10 tackles, while **DE Chris Doleman** made six stops and one sack.

49ers.....	0	10	0	8	-	18
Falcons.....	7	7	3	3	-	20

- Falcons — Anderson 2 run (Andersen kick)
- Falcons — Anderson 34 run (Andersen kick)
- 49ers — Rice 17 pass from Young (Richey kick)
- 49ers — Richey 36 field goal
- Falcons — Andersen 29 field goal
- Falcons — Andersen 32 field goal
- 49ers — Young 8 run (Detmer to Clark pass)

— THE 49ERS PLAYOFF RECORD WHEN... —

- |  |   |
|--|---|
| 17-1 Winning takeaway-giveaway battle  | 22-4 Rushing for 100 yards-or-more          |
| 2-14 Losing takeaway-giveaway battle   | 8-0 Rushing for 150 yards-or-more           |
| 3-0 Tying takeaway-giveaway battle     | 1-10 Rushing for less than 100 yards        |
| 6-0 Committing no turnovers            | 19-2 Rushing 30 times-or-more               |
| 20-2 Leading at halftime               | 7-1 Opponents pass for 300 yards-or-more    |
| 3-10 Trailing at halftime              | 13-9 Opponents pass for 250 yards-or-less   |
| 1-3 Tied at halftime                   | 6-14 Opponents rush for 100 yards-or-more   |
| 23-3 Leading after three quarters      | 17-1 Opponents rush for less than 100 yards |
| 1-12 Trailing after three quarters     | 5-13 Opponents rush 30 times-or-more        |
| 14-4 Scoring first                     | 21-10 Playing on grass                      |
| 22-7 Scoring 20-or-more points         | 3-5 Playing on turf                         |
| 16-2 Holding opponents under 17 points | 18-9 Playing at home                        |
| 7-3 Passing for 300 yards-or-more      | 2-7 Playing on the road                     |
| 14-7 Passing for 250 yards-or-less     | 8-5 Decided by touchdown-or-less            |




With two touchdown receptions against Green Bay in the NFC Wild Card Game, Greg Clark became the first 49ers tight end to score a postseason touchdown since Brent Jones caught an eight-yard scoring pass from Steve Young in the 1994 NFC Divisional Game against the Chicago Bears.

### SUPER BLOW-OUT

In five Super Bowl appearances, the 49ers have averaged 37.6 points per game while allowing 17.8. The 19.8 average margin of victory is the largest by a team with multiple Super Bowl appearances. Green Bay's 19.3 average margin of victory in three Super Bowls ranks second, while Oakland's 11.3 margin is third. The Chicago Bears have a 36.0-point margin after beating New England, 46-10, in their lone Super Bowl berth.

# HISTORY





# 49ERS' TEAM VS. TEAM RESULTS

(National Football League - 1950-Present)

## 49ers vs. Arizona Cardinals W-10 L-9 T-0 (Pts. - S.F. 431, Phoenix 389)

**Record vs. Cardinals:** Home - 6-5 (Kezar - 1-3; 3Com - 5-2); Away - 4-4 (Busch - 4-2; Sun Devil - 0-2)  
**Points vs. Cardinals:** Home - 241-227 (Kezar - 79-87; 3Com - 162-140); Away - 190-162 (Busch - 153-114; Sun Devil - 37-48)

1951-Cardinals 27-21 (SF)*	1976-Cardinals 23-20# (St.L.)	1986-49ers 43-17 (SF)
1957-Cardinals 20-10 (SF)*	1978-Cardinals 16-10 (SF)	1987-49ers 34-28 (SF)
1962-49ers 24-17 (St.L.)	1979-Cardinals 13-10 (St.L.)	1988-Cardinals 24-23 (P)
1964-Cardinals 23-13 (SF)	1980-49ers 24-21 (SF)#	1991-49ers 14-10 (SF)
1968-49ers 35-17 (SF)	1982-49ers 31-20 (St.L.)	1992-Cardinals 24-14 (P)
1971-49ers 26-14 (St.L.)	1983-49ers 42-27 (St.L.)	1993-49ers 28-14 (SF)
1974-Cardinals 34-9 (SF)		

\* Chicago Cards

(St.L.) = St. Louis

(P) = Phoenix

#Overtime

## 49ers vs. Atlanta Falcons W-40 L-24 T-1 (Pts. - S.F. 1,577, Atlanta 1,068)

**Record vs. Falcons:** Home - 23-9 (Kezar - 3-1; 3Com - 20-8); Away - 17-15-1 (Fulton County - 13-11-1; Georgia Dome - 4-4)

**Points vs. Falcons:** Home - 798-443 (Kezar - 97-61; 3Com - 701-382); Away - 779-625 (Fulton County - 539-475; Georgia Dome - 240-151)

1966-49ers 44-7 (A)	1978-Falcons 20-17 (SF)	1990-49ers 19-13 (SF)
1967-49ers 38-7 (SF)	Falcons 21-10 (A)	49ers 45-35 (A)
49ers 34-28 (A)	1979-49ers 20-15 (SF)	1991-Falcons 39-34 (SF)
1968-49ers 28-13 (SF)	Falcons 31-21 (A)	Falcons 17-14 (A)
49ers 14-12 (A)	1980-Falcons 20-17 (SF)	1992-49ers 56-17 (SF)
1969-Falcons 24-12 (A)	Falcons 35-10 (A)	49ers 41-3 (A)
Falcons 21-7 (SF)	1981-Falcons 34-17 (A)	1993-49ers 37-30 (SF)
1970-Falcons 21-0 (A)	49ers 17-14 (SF)	Falcons 27-24 (A)
49ers 24-20 (SF)	1982-Falcons 17-7 (SF)	1994-49ers 42-3 (A)
1971-Falcons 20-17 (A)	1983-49ers 24-20 (SF)	49ers 50-14 (SF)
49ers 24-3 (SF)	Falcons 28-24 (A)	1995-49ers 41-10 (SF)
1972-49ers 49-14 (A)	1984-49ers 14-5 (SF)	Falcons 28-27 (A)
49ers 20-0 (SF)	49ers 35-17 (A)	1996-49ers 39-17 (SF)
1973-49ers 13-9 (A)	1985-49ers 35-16 (SF)	49ers 34-10 (A)
Falcons 17-3 (SF)	49ers 38-17 (A)	1997-49ers 34-7 (SF)
1974-49ers 16-10 (A)	1986-Tie 10-10 (A)#	49ers 35-28 (A)
49ers 27-0 (SF)	49ers 20-0 (SF)	1998-49ers 31-20 (SF)
1975-Falcons 17-3 (SF)	1987-49ers 25-17 (A)	Falcons 31-19 (A)
Falcons 31-9 (A)	49ers 35-7 (SF)	Falcons 20-18 (A)+
1976-49ers 15-0 (SF)	1988-Falcons 34-17 (SF)	
Falcons 21-16 (A)	49ers 13-3 (A)	#Overtime
1977-Falcons 7-0 (SF)	1989-49ers 45-3 (SF)	+Postseason
49ers 10-3 (A)	49ers 23-10 (A)	

## 49ers vs. Baltimore Ravens W-1 L-0 T-0 (Pts. - S.F. 38, Baltimore 20)

**Record vs. Ravens:** Home - 1-0 (3Com - 1-0)

**Points vs. Ravens:** Home - 38-20 (3Com - 38-20)

1996-49ers 38-20 (SF)

## 49ers vs. Buffalo Bills W-3 L-4 T-0 (Pts. - S.F. 156, Buffalo 142)

**Record vs. Bills:** Home - 2-2 (3Com - 2-2); Away - 1-2 (War Memorial - 1-0; Rich - 1-1)

**Points vs. Bills:** Home - 92-79 (3Com - 92-79); Away - 64-63 (War Memorial - 20-27; Rich - 44-36)

1972-Bills 27-20 (B)	1989-49ers 21-10 (SF)	1995-49ers 27-17 (SF)
1980-Bills 18-13 (SF)	1992-Bills 34-31 (SF)	1998-Bills 26-21 (B)
1983-49ers 23-10 (B)		


**49ers vs. Carolina Panthers W-5 L-3 T-0 (Pts. - S.F. 186, Carolina 167)**
**Record vs. Panthers:** Home - 2-2 (3Com - 2-2); Away - 3-1 (Clemson - 1-0; Ericsson - 2-1)

**Points vs. Panthers:** Home - 83-85 (3Com - 83-85); Away - 103-82 (Clemson - 31-10; Ericsson - 72-72)

1995-Panthers 13-7 (SF)	1997-49ers 34-21 (C)	1998-49ers 25-23 (SF)
49ers 31-10 (C)*	49ers 27-19 (SF)	49ers 31-28 (C)#
1996-Panthers 23-7 (C)		
Panthers 30-24 (SF)	*Clemson, SC	#Overtime

**49ers vs. Chicago Bears W-28 L-25 T-1 (Pts. - S.F. 1,243, Chicago 1,081)**
**Record vs. Bears:** Home - 18-12 (Kezar - 10-8; 3Com - 8-4); Away - 10-13-1 (Wrigley - 7-11-1; Soldier - 3-2)

**Points vs. Bears:** Home - 787-558 (Kezar - 467-420; 3Com - 320-138); Away - 456-523 (Wrigley - 348-476; Soldier - 108-47)

1950-Bears 32-20 (SF)	1960-Bears 27-10 (C)	1972-49ers 34-21 (C)
Bears 17-0 (C)	49ers 25-7 (SF)	1974-49ers 34-0 (C)
1951-Bears 13-7 (C)	1961-Bears 31-0 (C)	1975-49ers 31-3 (SF)
1952-49ers 40-16 (C)	49ers 41-31 (SF)	1976-Bears 19-12 (SF)
Bears 20-17 (SF)	1962-Bears 30-14 (SF)	1978-Bears 16-13 (SF)
1953-49ers 35-28 (C)	49ers 34-27 (C)	1979-Bears 28-27 (SF)
49ers 24-14 (SF)	1963-49ers 20-14 (SF)	1981-49ers 28-17 (SF)
1954-49ers 31-24 (C)	Bears 27-7 (C)	1983-Bears 13-3 (C)
Bears 31-27 (SF)	1964-49ers 31-21 (SF)	1984-49ers 23-0 (SF)+
1955-49ers 20-19 (C)	Bears 23-21 (C)	1985-Bears 26-10 (SF)
Bears 34-23 (SF)	1965-49ers 52-24 (SF)	1987-49ers 41-0 (SF)
1956-Bears 31-7 (C)	Bears 61-20 (C)	1988-Bears 10-9 (C)
Bears 38-21 (SF)	1966-Tie 30-30 (C)	49ers 28-3 (C)+
1957-49ers 21-17 (C)	49ers 41-14 (SF)	1989-49ers 26-0 (SF)
49ers 21-17 (SF)	1967-Bears 28-14 (SF)	1991-49ers 52-14 (SF)
1958-Bears 28-6 (C)	1968-Bears 27-19 (C)	1994-49ers 44-15 (SF)+
Bears 27-14 (SF)	1969-49ers 42-21 (SF)	
1959-49ers 20-17 (SF)	1970-49ers 37-16 (C)	+Postseason
Bears 14-3 (C)	1971-49ers 13-0 (SF)	

**49ers vs. Cincinnati Bengals W-9 L-1 T-0 (Pts. - S.F. 217, Cincinnati 162)**
**Record vs. Bengals:** Home - 4-1 (3Com - 4-1); Away - 3-0 (Riverfront - 3-0); Neutral - 2-0 (Pontiac Silverdome - 1-0; Joe Robbie - 1-0)

**Points vs. Bengals:** Home - 103-79 (3Com - 103-79); Away - 68-46 (Riverfront - 68-46); Neutral - 46-37 (Pontiac Silverdome - 26-21; Joe Robbie - 20-16)

1974-Bengals 21-3 (SF)	1984-49ers 23-17 (SF)	1993-49ers 21-8 (SF)
1978-49ers 28-12 (SF)	1987-49ers 27-26 (C)	1996-49ers 28-21 (SF)
1981-49ers 21-3 (C)	1988-49ers 20-16 (SBXXIII)	
49ers 26-21 (SB XVI)	1990-49ers 20-17 (C)#	#Overtime

**49ers vs. Cleveland Browns W-6 L-9 T-0 (Pts. - Cleveland 319, S.F. 279)**
**Record vs. Browns:** Home - 4-4 (Kezar - 2-3; 3Com - 2-1); Away - 2-5 (Cleveland - 2-5)

**Points vs. Browns:** Home - 162-181 (Kezar - 92-125; 3Com - 70-56); Away - 117-138 (Cleveland - 117-138)

1950-Browns 34-14 (C)	1962-Browns 13-10 (SF)	1981-Browns 15-12 (SF)
1951-49ers 24-10 (SF)	1968-Browns 33-21 (SF)	1984-49ers 41-7 (C)
1953-Browns 23-21 (C)	1970-49ers 34-31 (SF)	1987-49ers 38-24 (SF)
1955-Browns 38-3 (SF)	1974-Browns 7-0 (C)	1990-49ers 20-17 (SF)
1959-49ers 21-20 (C)	1978-Browns 24-7 (C)	1993-Browns 23-13 (C)

#Overtime +Postseason

**49ers vs. Dallas Cowboys W-14 L-12 T-1 (Pts. - S.F. 684, Dallas 610)**
**Record vs. Cowboys:** Home 9-6 (Kezar - 2-1; 3Com - 7-5); Away - 5-6-1 (Cotton Bowl - 1-1-1; Texas - 4-5)

**Points vs. Cowboys:** Home - 400-326 (Kezar - 65-57; 3Com - 335-269); Away - 274-284 (Cotton Bowl - 81-77; Texas - 193-207)

1960-49ers 26-14 (D)	1970-Cowboys 17-10 (SF)+	1977-Cowboys 42-35 (SF)
1963-49ers 31-24 (SF)	1971-Cowboys 14-3 (D)+	1979-Cowboys 21-13 (SF)
1965-Cowboys 39-31 (D)	1972-49ers 31-10 (D)	1980-Cowboys 59-14 (D)
1967-49ers 24-16 (SF)	Cowboys 30-28 (SF)+	1981-49ers 45-14 (SF)
1969-Tie 24-24 (D)	1974-Cowboys 20-14 (D)	1981-49ers 28-27 (SF)+



<b>Dallas Cowboys Cont.</b>	1992-Cowboys 30-20 (SF)+	1995-49ers 38-20 (D)
1983-49ers 42-17 (SF)	1993-Cowboys 26-17 (D)	1996-Cowboys 20-17 (SF)#
1985-49ers 31-16 (SF)	Cowboys 38-21 (D)+	1997-49ers 17-10 (SF)
1989-49ers 31-14 (D)	1994-49ers 21-14 (SF)	
1990-49ers 24-6 (D)	49ers 38-28 (SF)+	#Overtime +Postseason

**49ers vs. Denver Broncos W-5 L-4 T-0 (Pts. - S.F. 264, Denver 189)**

**Record vs. Broncos** Home - 3-2 (Kezar - 1-0; 3Com - 2-2); Away - 1-2 (Mile High 1-2); Neutral - 1-0 (Louisiana Superdome - 1-0)

**Points vs. Broncos:** Home - 136-104 (Kezar - 19-14; 3Com - 117-90); Away - 73-75 (Mile High - 73-75); Neutral - 55-10 (Louisiana Superdome - 55-10)

1970-49ers 19-14 (SF)	1982-Broncos 24-21 (D)	1989-49ers 55-10 (SBXXIV)
1973-49ers 36-34 (D)	1985-Broncos 17-16 (D)	1994-49ers 42-19 (SF)
1979-Broncos 38-28 (SF)	1988-Broncos 16-13 (SF)#	1997-49ers 34-17 (SF)

#Overtime

**49ers vs. Detroit Lions W-30 L-27 T-1 (Pts. - S.F. 1,262, Detroit 1,256)**

**Record vs. Lions:** Home - 18-10-1 (Kezar - 10-9-1; 3Com - 8-1); Away - 12-17 (Briggs/Tiger - 9-12; Silverdome - 3-5)

**Points vs. Lions:** Home - 650-616 (Kezar - 412-482; 3Com - 238-134); Away - 612-640 (Briggs/Tiger - 411-451; Silverdome - 201-189)

1950-Lions 24-7 (D)	1960-49ers 14-10 (D)	1973-Lions 30-20 (D)
49ers 28-27 (SF)	Lions 24-0 (SF)	1974-Lions 17-13 (D)
1951-49ers 20-10 (D)	1961-49ers 49-0 (D)	1975-Lions 28-17 (SF)
49ers 21-17 (SF)	Tie 20-20 (SF)	1977-49ers 28-7 (SF)
1952-49ers 17-3 (SF)	1962-Lions 45-24 (D)	1978-Lions 33-14 (P)
49ers 28-0 (D)	Lions 38-24 (SF)	1980-Lions 17-13 (P)
1953-Lions 24-21 (D)	1963-Lions 26-3 (D)	1981-Lions 24-17 (P)
Lions 14-10 (SF)	Lions 45-7 (SF)	1983-49ers 24-23 (SF)+
1954-49ers 37-31 (SF)	1964-Lions 26-17 (SF)	1984-49ers 30-27 (P)
Lions 48-7 (D)	Lions 24-7 (D)	1985-Lions 23-21 (P)
1955-49ers 27-24 (D)	1965-49ers 27-21 (D)	1988-49ers 20-13 (SF)
49ers 38-21 (SF)	49ers 17-14 (SF)	1991-49ers 35-3 (SF)
1956-Lions 20-17 (D)	1966-49ers 27-24 (SF)	1992-49ers 24-6 (SF)
Lions 17-13 (SF)	49ers 41-14 (D)	1993-49ers 55-17 (P)
1957-49ers 35-31 (SF)	1967-Lions 45-3 (SF)	1994-49ers 27-14 (P)
Lions 31-10 (D)	1968-49ers 14-7 (D)	1995-Lions 27-24 (P)
Lions 31-27 (SF)+	1969-Lions 26-14 (SF)	1996-49ers 24-14 (SF)
1958-49ers 24-21 (SF)	1970-Lions 28-7 (D)	1998-49ers 35-13 (SF)
Lions 35-21 (D)	1971-49ers 31-27 (SF)	
1959-49ers 34-13 (D)		
49ers 33-7 (SF)	(D) = Detroit (P) = Pontiac	+Postseason

**49ers vs. Green Bay Packers W-26 L-26 T-1 (Pts. - S.F. 1,093, Green Bay 1,070)**

**Record vs. Packers:** Home - 16-8-1 (Kezar - 13-5-1; 3Com - 3-3); Away - 10-18 (Green Bay City - 1-1; Milwaukee County - 6-10; Lambeau - 3-7)

**Points vs. Packers:** Home - 585-470 (Kezar - 484-360; 3Com - 101-100); Away - 508-600 (Green Bay City - 38-41; Milwaukee County - 301-328; Lambeau - 166-231)

1950-Packers 25-21 (GB)	1960-Packers 41-14 (M)	1972-Packers 34-24 (M)
49ers 30-14 (SF)	Packers 13-0 (SF)	1973-49ers 20-6 (SF)
1951-49ers 31-19 (SF)	1961-Packers 30-10 (GB)	1974-49ers 7-6 (SF)
1952-49ers 24-14 (SF)	49ers 22-21 (SF)	1976-49ers 26-14 (GB)
1953-49ers 37-7 (M)	1962-Packers 31-13 (M)	1977-Packers 16-14 (M)
49ers 48-14 (SF)	1962-Packers 31-21 (SF)	1980-Packers 23-16 (M)
1954-49ers 23-17 (M)	1963-Packers 28-10 (M)	1981-49ers 13-3 (M)
49ers 35-0 (SF)	1963-Packers 21-17 (SF)	1986-49ers 31-17 (M)
1955-Packers 27-21 (M)	1964-Packers 24-14 (M)	1987-49ers 23-12 (GB)
Packers 28-7 (SF)	49ers 24-14 (SF)	1989-Packers 21-17 (SF)
1956-49ers 17-16 (GB)	1965-Packers 27-10 (GB)	1990-49ers 24-20 (GB)
49ers 38-20 (SF)	Tie 24-24 (SF)	1995-Packers 27-17 (SF)+
1957-49ers 24-14 (M)	1966-49ers 21-20 (SF)	1996-Packers 23-20 (GB)#
1957-49ers 27-20 (SF)	Packers 20-7 (M)	Packers 35-14 (GB)+
1958-49ers 33-12 (M)	1967-Packers 13-0 (GB)	1997-Packers 23-10 (SF)+
49ers 48-21 (SF)	1968-49ers 27-20 (SF)	1998-Packers 36-22 (GB)
1959-Packers 21-20 (GB)	1969-Packers 14-7 (M)	49ers 30-27 (SF)+
Packers 36-14 (SF)	1970-49ers 26-10 (SF)	

+Postseason

#Overtime

(M) = Milwaukee

(GB) = Green Bay


**49ers vs. Indianapolis Colts W-17 L-22 T-0 (Pts. - Indianapolis 923, S.F. 779)**

**Record vs. Colts:** Home - 11-9 (Kezar - 8-9; 3Com - 3-0); Away - 6-13 (Baltimore Memorial - 5-12; RCA Dome - 1-1)

**Points vs. Colts:** Home - 428-429 (Kezar - 335-363; 3Com - 93-66); Away - 351-494 (Baltimore Memorial - 304-452; RCA Dome - 47-42)

1953-49ers 38-21 (B)	1960-49ers 30-22 (B)	1967-Colts 41-7 (B)
49ers 45-14 (SF)	49ers 34-10 (SF)	Colts 26-9 (SF)
1954-Colts 17-13 (B)	1961-Colts 20-17 (B)	1968-Colts 27-10 (B)
49ers 10-7 (SF)	Colts 27-24 (SF)	Colts 42-14 (SF)
1955-Colts 26-14 (B)	1962-49ers 21-13 (B)	1969-49ers 24-21 (B)
49ers 35-24 (SF)	Colts 22-3 (SF)	49ers 20-17 (SF)
1956-49ers 20-17 (B)	1963-Colts 20-14 (SF)	1972-49ers 24-21 (SF)
49ers 30-17 (SF)	Colts 20-3 (B)	1986-49ers 35-14 (SF)
1957-Colts 27-21 (B)	1964-Colts 37-7 (B)	1989-49ers 30-24 (I)
1957-49ers 17-13 (SF)	Colts 14-3 (SF)	1995-Colts 18-17 (I)
1958-Colts 35-27 (B)	1965-Colts 27-24 (B)	1998-49ers 34-31 (SF)
49ers 21-12 (SF)	Colts 34-28 (SF)	
1959-Colts 45-14 (B)	1966-Colts 36-14 (B)	(B)= Baltimore
Colts 34-14 (SF)	Colts 30-14 (SF)	(I) = Indianapolis

**49ers vs. Kansas City Chiefs W-4 L-3 T-0 (Pts. - S.F. 148, Kansas City 127)**

**Record vs. Chiefs:** Home - 2-1 (3Com - 2-1); Away - 2-2 (Arrowhead - 2-2)

**Points vs. Chiefs:** Home - 76-43 (3Com - 76-43); Away - 72-84 (Arrowhead - 72-84)

1971-Chiefs 26-17 (SF)	1985-49ers 31-3 (SF)	1994-Chiefs 24-17 (KC)
1975-49ers 20-3 (KC)	1991-49ers 28-14 (SF)	1997-Chiefs 44-9 (KC)
1982-49ers 26-13 (KC)		

**49ers vs. Miami Dolphins W-4 L-4 T-0 (Pts. - S.F. 198, Miami 132)**

**Record vs. Dolphins:** Home - 1-2 (3Com - 1-2); Away - 2-2 (Orange Bowl - 1-2; Joe Robbie - 1-0); Neutral - 1-0 (Stanford - 1-0)

**Points vs. Dolphins:** Home - 59-42 (3Com - 59-42); Away - 101-74 (Orange Bowl - 57-54; Joe Robbie - 44-20); Neutral - 38-16 (Stanford - 38-16)

1973-Dolphins 21-13 (M)	1983-Dolphins 20-17 (SF)	1992-49ers 27-3 (SF)
1977-Dolphins 19-15 (SF)	1984-49ers 38-16 (SB XIX)+	1995-49ers 44-20 (M)
1980-Dolphins 17-13 (M)	1986-49ers 31-16 (M)	+Postseason

**49ers vs. Minnesota Vikings W-21 L-17 T-1 (Pts. - S.F. 983, Minnesota 840)**

**Record vs. Vikings:** Home - 12-7-1 (Kezar - 2-4-1; 3Com - 10-3); Away - 9-10 (Metropolitan - 6-7; Metrodome - 3-3)

**Points vs. Vikings:** Home - 574-423 (Kezar - 182-178; 3Com - 392-251); Away - 409-411 (Metropolitan - 272-294; Metrodome - 137-117)

1961-49ers 38-24 (M)	1968-Vikings 30-20 (SF)	1986-Vikings 27-24 (SF)#
49ers 38-28 (SF)	1969-Vikings 10-7 (M)	1987-Vikings 36-24 (SF)+
1962-49ers 21-7 (SF)	1970-49ers 17-14 (M)+	1988-49ers 24-21 (SF)
49ers 35-12 (M)	1971-49ers 13-9 (M)	49ers 34-9 (SF)+
1963-Vikings 24-20 (SF)	1972-49ers 20-17 (SF)	1989-49ers 41-13 (SF)+
Vikings 45-14 (M)	1973-Vikings 17-13 (SF)	1990-49ers 20-17 (M)
1964-Vikings 27-22 (SF)	1975-Vikings 27-17 (M)	1991-Vikings 17-14 (M)
Vikings 24-7 (M)	1976-49ers 20-16 (SF)	1992-49ers 20-17 (M)
1965-Vikings 42-41 (SF)	1977-Vikings 28-27 (M)	1993-49ers 38-19 (SF)
49ers 45-24 (M)	1979-Vikings 28-22 (M)	1994-Vikings 21-14 (M)
1966-Tie 20-20 (SF)	1983-49ers 48-17 (M)	1995-49ers 37-30 (SF)
Vikings 28-3 (M)	1984-49ers 51-7 (SF)	1997-49ers 28-17 (SF)
1967-49ers 27-21 (M)	1985-Vikings 28-21 (M)	49ers 38-22 (SF)+

#Overtime +Postseason


**49ers vs. New England Patriots W-7 L-2 T-0 (Pts. - S.F. 236, New England 147)**
**Record vs. Patriots:** Home - 4-0 (3Com - 3-0; Stanford - 1-0); Away - 3-2 (Foxboro - 3-2)

**Points vs. Patriots:** Home - 113-50 (3Com - 76-30; Stanford - 37-20); Away - 123-97 (Foxboro - 123-97)

1971-49ers 27-10 (SF)	1986-49ers 29-24 (F)	1995-49ers 28-3 (SF)
1975-Patriots 24-16 (F)	1989-49ers 37-20 (SF)	1998-Patriots 24-21 (F)
1980-49ers 21-17 (SF)	1992-49ers 24-12 (F)	(S) = Stanford
1983-49ers 33-13 (F)		

**49ers vs. New Orleans Saints W-42 L-15 T-2 (Pts. - S.F. 1,458, New Orleans 966)**
**Record vs. Saints:** Home - 20-8-2 (Kezar - 1-0-1; 3Com - 19-8-1); Away - 22-7 (Tulane - 4-2; Superdome - 18-5)

**Points vs. Saints:** Home - 775-496 (Kezar - 47-33; 3Com - 728-463); Away - 683-470 (Tulane - 178-121; Superdome - 505-349)

1967-49ers 27-13 (SF)	1979-Saints 30-21 (SF)	1989-49ers 24-20 (NO)
1969-Saints 43-38 (NO)	Saints 31-20 (NO)	49ers 31-13 (SF)
1970-Tie 20-20 (SF)	1980-49ers 26-23 (NO)	1990-49ers 13-12 (NO)
49ers 38-27 (NO)	49ers 38-35# (SF)	Saints 13-10 (SF)
1971-49ers 38-20 (NO)	1981-49ers 21-14 (SF)	1991-Saints 10-3 (NO)
Saints 26-20 (SF)	49ers 21-17 (NO)	49ers 38-24 (SF)
1972-49ers 37-2 (NO)	1982-Saints 23-20 (SF)	1992-49ers 16-10 (NO)
Tie 20-20 (SF)	1983-49ers 32-13 (NO)	49ers 21-20 (SF)
1973-49ers 40-0 (SF)	49ers 27-0 (SF)	1993-Saints 16-13 (NO)
Saints 16-10 (NO)	1984-49ers 30-20 (SF)	49ers 42-7 (SF)
1974-49ers 17-13 (NO)	49ers 35-3 (NO)	1994-49ers 24-13 (SF)
49ers 35-21 (SF)	1985-Saints 20-17 (SF)	49ers 35-14 (NO)
1975-49ers 35-21 (SF)	49ers 31-19 (NO)	1995-49ers 24-22 (NO)
49ers 16-6 (NO)	1986-49ers 26-17 (SF)	Saints 11-7 (SF)
1976-49ers 33-3 (SF)	Saints 23-10 (NO)	1996-49ers 27-11 (SF)
49ers 27-7 (NO)	1987-49ers 24-22 (NO)	49ers 24-17 (NO)
1977-49ers 10-7# (NO)	Saints 26-24 (SF)	1997-49ers 33-7 (SF)
49ers 20-17 (SF)	1988-49ers 34-33 (NO)	49ers 23-0 (NO)
1978-Saints 14-7 (SF)	49ers 30-17 (SF)	1998-49ers 31-0 (NO)
Saints 24-13 (NO)		49ers 31-20 (SF)

#Overtime

**49ers vs. New York Giants W-15 L-14 T-0 (Pts. - S.F. 601, Giants 552)**
**Record vs. Giants:** Home - 9-6 (Kezar - 0-2; 3Com - 9-4); Away - 6-8 (Polo Grounds - 0-1; Yankee - 2-1; Giants - 4-6)

**Points vs. Giants:** Home - 334-231 (Kezar - 40-59; 3Com - 294-172); Away - 267-321 (Polo Grounds - 14-23; Yankee - 67-75; Giants - 186-223)

1952-Giants 23-14 (NY)	1979-Giants 32-16 (NY)	1988-49ers 20-17 (NY)
1956-Giants 38-21 (SF)	1980-49ers 12-0 (SF)	1989-49ers 34-24 (SF)
1957-49ers 27-17 (NY)	1981-49ers 17-10 (SF)	1990-49ers 7-3 (SF)
1960-Giants 21-19 (SF)	49ers 38-24 (SF)+	Giants 15-13 (SF)+
1963-Giants 48-14 (NY)	1984-49ers 31-10 (NY)	1991-Giants 16-14 (NY)
1968-49ers 26-10 (NY)	1984-49ers 21-10 (SF)+	1992-49ers 31-14 (NY)
1972-Giants 23-17 (SF)	1985-Giants 17-3 (NY)+	1993-49ers 44-3 (SF)+
1975-Giants 26-23 (SF)	1986-Giants 21-17 (SF)	1995-49ers 20-6 (SF)
1977-Giants 20-17 (NY)	Giants 49-3 (NY)+	1998-49ers 31-7 (SF)
1978-Giants 27-10 (NY)	1987-49ers 41-21 (NY)	+ Postseason

**49ers vs. New York Jets W-7 L-1 T-0 (Pts. - S.F. 205, Jets 145)**
**Record vs. Jets:** Home - 3-1 (3Com - 3-1); Away - 4-0 (Shea - 2-0; Meadowlands - 2-0)

**Points vs. Jets:** Home - 90-73 (3Com - 90-73); Away - 115-72 (Shea - 61-48; Meadowlands - 54-24)

1971-49ers 24-21 (NY)	1983-Jets 27-13 (SF)	1992-49ers 31-14 (NY)
1976-49ers 17-6 (SF)	1986-49ers 24-10 (SF)	1998-49ers 36-30 (SF)#
1980-49ers 32-27 (NY)	1989-49ers 23-10 (NY)	

+ Postseason #Overtime


**49ers vs. Oakland Raiders W-3 L-5 T-0 (Pts. - S.F. 176, Raiders 133)**

**Record vs. Raiders:** Home - 1-3 (3Com - 1-3); Away - 2-2 (Oakland Coliseum - 1-1; Los Angeles Coliseum - 1-1)  
**Points vs. Raiders:** Home - 88-81 (3Com - 88-81); Away - 88-52 (Oakland Coliseum - 48-30; Los Angeles Coliseum - 40-22)

1970—49ers 38-7 (O)	1982—Raiders 23-17 (SF)	1991—Raiders 12-6 (LA)
1974—Raiders 35-24 (SF)	1985—49ers 34-10 (LA)	1994—49ers 44-14 (SF)
1979—Raiders 23-10 (O)	1988—Raiders 9-3 (SF)	(LA) = Los Angeles

**49ers vs. Philadelphia Eagles W-15 L-6 T-1 (Pts. - S.F. 522, Philadelphia 429)**

**Record vs. Eagles:** Home - 7-4 (Kezar - 3-1; 3Com - 4-3); Away - 8-2-1 (Shibe/Connie Mack - 0-1-1; Franklin - 3-0; Veterans - 5-1)

**Points vs. Eagles:** Home - 258-237 (Kezar - 103-83; 3Com 155-154); Away - 264-192 (Shibe/Connie Mack - 24-31; Franklin - 86-75; Veterans - 154-86)

1951-Eagles 21-14 (P)	1969-49ers 14-13 (SF)	1991-49ers 23-7 (P)
1953-49ers 31-21 (SF)	1971-49ers 31-3 (P)	1992-49ers 20-14 (SF)
1956-Tie 10-10 (P)	1973-49ers 38-28 (SF)	1993-Eagles 37-34 (SF)#
1958-49ers 30-24 (P)	1975-Eagles 27-17 (P)	1994-Eagles 40-8 (SF)
1959-49ers 24-14 (SF)	1983-Eagles 22-17 (SF)	1996-49ers 14-0 (SF)+
1964-49ers 28-24 (P)	1984-49ers 21-9 (P)	1997-49ers 24-12 (P)
1966-Eagles 35-34 (SF)	1985-49ers 24-13 (SF)	+Postseason
1967-49ers 28-27 (P)	1989-49ers 38-28 (P)	#Overtime

**49ers vs. Pittsburgh Steelers W-9 L-7 T-0 (Pts. - Pittsburgh 323, S.F. 319)**

**Record vs. Steelers:** Home - 4-4 (Kezar - 3-1; 3Com - 1-3); Away - 5-3 (Forbes - 1-1; Pitt - 1-0; Three Rivers - 3-2)

**Points vs. Steelers:** Home - 153-152 (Kezar - 88-64; 3Com - 65-88); Away - 166-171 (Forbes - 38-44; Pitt - 45-28; Three Rivers - 83-99)

1951-49ers 28-24 (P)	1968-49ers 45-28 (P)	1987-Steelers 30-17 (P)
1952-Steelers 24-7 (SF)	1973-Steelers 37-14 (SF)	1990-49ers 27-7 (SF)
1954-49ers 31-3 (SF)	1977-Steelers 27-0 (P)	1993-49ers 24-13 (P)
1958-49ers 23-20 (SF)	1978-Steelers 24-7 (SF)	1996-49ers 25-15 (P)
1961-Steelers 20-10 (P)	1981-49ers 17-14 (P)	
1965-49ers 27-17 (SF)	1984-Steelers 20-17 (SF)	

**49ers vs. San Diego Chargers W-6 L-3 T-0 (Pts. - S.F. 273, San Diego 163)**

**Record vs. Chargers:** Home - 3-1 (3Com - 3-1); Away - 2-2 (Jack Murphy - 2-2); Neutral - 1-0 (Joe Robbie - 1-0)

**Points vs. Chargers:** Home - 122-68 (3Com - 122-68); Away - 102-69 (Jack Murphy - 102-69); Neutral - 49-26 (Joe Robbie - 49-26)

1972-49ers 34-3 (SF)	1982-Chargers 41-37 (SF)	1994-49ers 38-15 (SD)
1976-Chargers 13-7 (SD)#	1988-49ers 48-10 (SD)	49ers 49-26 (SB XXIX)+
1979-Chargers 31-9 (SD)	1991-49ers 34-14 (SF)	1997-49ers 17-10 (SF)

+Postseason #Overtime

**49ers vs. Seattle Seahawks W-4 L-2 T-0 (Pts. - S.F. 151, Seattle 129)**

**Record vs. Seahawks:** Home - 1-1 (3Com - 1-1); Away - 3-1 (Kingdome - 3-1)

**Points vs. Seahawks:** Home - 43-41 (3Com - 43-41); Away - 108-88 (Kingdome - 108-88)

1976-49ers 37-21 (S)	1985-49ers 19-6 (SF)	1991-49ers 24-22 (S)
1979-Seahawks 35-24 (SF)	1988-49ers 38-7 (S)	1997-Seahawks 38-9 (S)

**49ers vs. St. Louis Rams W-49 L-48 T-2 (Pts. - S.F. 2,216, Rams 2,137)**

**Record vs. Rams:** Home - 23-26-1 (Kezar - 10-10-1; 3Com - 13-16); Away - 25-23-1 (L.A. Coliseum - 9-20-1; Anaheim - 13-2; Busch - 1-0; TWA Dome - 3-0)

**Points vs. Rams:** Home - 1,125-1,031 (Kezar - 470-463; 3Com - 655-568); Away - 1,091-1,106 (L.A. Coliseum - 528-788; Anaheim - 448-275; Busch - 44-10; TWA - 71-33)

1950-Rams 35-14 (SF)	1952-Rams 35-9 (LA)	1954-Tie 24-24 (LA)
Rams 28-21 (LA)	Rams 34-21 (SF)	Rams 42-34 (SF)
1951-49ers 44-17 (SF)	1953-49ers 31-30 (SF)	1955-Rams 23-14 (SF)
Rams 23-16 (LA)	49ers 31-27 (LA)	Rams 27-14 (LA)

**St. Louis Rams Cont.**

1956-49ers 33-30 (SF)	1970-49ers 20-6 (LA)	1985-49ers 28-14 (A)
Rams 30-6 (LA)	Rams 30-13 (SF)	Rams 27-20 (SF)
1957-49ers 23-20 (SF)	1971-Rams 20-13 (SF)	1986-Rams 16-13 (A)
Rams 37-24 (LA)	Rams 17-6 (LA)	49ers 24-14 (SF)
1958-Rams 33-3 (SF)	1972-Rams 31-7 (LA)	1987-49ers 31-10 (A)
Rams 56-7 (LA)	Rams 26-16 (SF)	49ers 48-0 (SF)
1959-49ers 34-0 (SF)	1973-Rams 40-20 (SF)	1988-49ers 24-21 (A)
49ers 24-16 (LA)	Rams 31-13 (LA)	Rams 38-16 (SF)
1960-49ers 13-9 (SF)	1974-Rams 37-14 (LA)	1989-Rams 13-12 (SF)
49ers 23-7 (LA)	Rams 15-13 (SF)	49ers 30-27 (A)
1961-49ers 35-0 (SF)	1975-Rams 23-14 (SF)	49ers 30-3 (SF)+
Rams 17-7 (LA)	49ers 24-23 (LA)	1990-Rams 28-17 (SF)
1962-Rams 28-14 (SF)	1976-49ers 16-0 (LA)	49ers 26-10 (A)
49ers 24-17 (LA)	Rams 23-3 (SF)	1991-49ers 27-10 (SF)
1963-Rams 28-21 (LA)	1977-Rams 34-14 (LA)	49ers 33-10 (A)
Rams 21-17 (SF)	Rams 23-10 (SF)	1992-49ers 27-24 (SF)
1964-Rams 42-14 (LA)	1978-Rams 27-10 (LA)	49ers 27-10 (A)
49ers 28-7 (SF)	Rams 31-28 (SF)	1993-49ers 40-17 (SF)
1965-49ers 45-21 (LA)	1979-Rams 27-24 (LA)	49ers 35-10 (A)
49ers 30-27 (SF)	Rams 26-20 (SF)	1994-49ers 34-19 (A)
1966-Rams 34-3 (LA)	1980-Rams 48-26 (A)	49ers 31-27 (SF)
49ers 21-13 (SF)	Rams 31-17 (SF)	1995-49ers 44-10 (SL)
1967-49ers 27-24 (LA)	1981-49ers 20-17 (SF)	49ers 41-13 (SF)
Rams 17-7 (SF)	49ers 33-31 (A)	1996-49ers 34-0 (SF)
1968-Rams 24-10 (LA)	1982-49ers 30-24 (A)	49ers 28-11 (SL)
Tie 20-20 (SF)	Rams 21-20 (SF)	1997-49ers 15-12 (SF)
1969-Rams 27-21 (SF)	1983-Rams 10-7 (SF)	49ers 30-10 (SL)
Rams 41-30 (LA)	49ers 45-35 (A)	1998-49ers 28-10 (SL)
	1984-49ers 33-0 (A)	49ers 38-19 (SF)
	49ers 19-16 (SF)	

+Postseason (LA) = Los Angeles (A) = Anaheim (SL) = St. Louis

**49ers vs. Tampa Bay Buccaneers W-12 L-2 T-0 (Pts. - S.F. 350, Tampa Bay 186)**

**Record vs. Buccaneers:** Home - 8-1 (3Com - 8-1); Away - 4-1 (Tampa - 4-1)

**Points vs. Buccaneers:** Home - 224-119 (3Com - 224-119); Away - 126-67 (Tampa - 126-67)

1977-49ers 20-10 (SF)	1984-49ers 24-17 (SF)	1992-49ers 21-14 (SF)
1978-49ers 6-3 (SF)	1986-49ers 31-7 (TB)	1993-49ers 45-21 (TB)
1979-49ers 23-7 (SF)	1987-49ers 24-10 (TB)	1994-49ers 41-16 (SF)
1980-Bucs 24-23 (SF)	1989-49ers 20-16 (TB)	1997-Bucs 13-6 (TB)
1983-49ers 35-21 (SF)	1990-49ers 31-7 (SF)	

**49ers vs. Tennessee Titans W-6 L-3 T-0 (Pts. - S.F. 192, Tennessee 154)**

**Record vs. Oilers:** Home - 2-2 (3Com - 2-2); Away - 4-1 (Astrodome - 4-1)

**Points vs. Oilers:** Home - 75-63 (3Com - 75-63); Away - 117-91 (Astrodome - 117-91)

1970-49ers 30-20 (H)	1981-49ers 28-6 (SF)	1990-49ers 24-21 (H)
1975-Oilers 27-13 (SF)	1984-49ers 34-21 (H)	1993-Oilers 10-7 (SF)
1978-Oilers 20-19 (H)	1987-49ers 27-20 (SF)	1996-49ers 10-9 (H)

(H) = Houston

**49ers vs. Washington Redskins W-15 L-7 T-1 (Pts. - S.F. 585, Washington 413)**

**Record vs. Redskins:** Home - 9-1-1 (Kezar - 3-0-1; 3Com - 6-1); Away - 6-6 (Griffith - 1-1; RFK - 4-5; Jack Kent Cooke - 1-0)

**Points vs. Redskins:** Home - 312-176 (Kezar - 119-44; 3Com - 193-132); Away - 273-237 (Griffith - 23-24; RFK - 205-203; Jack Kent Cooke - 45-10)

1952-49ers 23-17 (W)	1973-Redskins 33-9 (W)	1988-49ers 37-21 (SF)
1954-49ers 41-7 (SF)	1976-Redskins 24-21 (SF)	1990-49ers 26-13 (SF)
1955-Redskins 7-0 (W)	1978-Redskins 38-20 (W)	49ers 28-10 (SF)+
1961-49ers 35-3 (SF)	1981-49ers 30-17 (W)	1992-49ers 20-13 (SF)+
1967-Redskins 31-28 (W)	1983-Redskins 24-21 (W)+	1994-49ers 37-22 (W)
1969-Tie 17-17 (SF)	1984-49ers 37-31 (SF)	1996-49ers 19-16 (W)#
1970-49ers 26-17 (SF)	1985-49ers 35-8 (W)	1998-49ers 45-10 (W)
1971-49ers 24-20 (SF)+	1986-Redskins 14-6 (W)	#Overtime +Postseason



# FINAL STANDINGS (1946-49)

## ALL-AMERICA FOOTBALL CONFERENCE

### 1946 SEASON

EASTERN DIVISION				Points	
W	L	T	Pct.	For	Agst.
New York	10	3	1	.769	270 192
Brooklyn	3	10	1	.250	226 339
Buffalo	3	10	1	.250	249 370
Miami	3	11	0	.154	167 378

WESTERN DIVISION				Points	
W	L	T	Pct.	For	Agst.
Cleveland	12	2	0	.857	423 137
San Francisco	9	5	0	.643	307 189
Los Angeles	7	5	2	.583	305 290
Chicago	5	6	3	.455	263 315

#### Championship Game

Cleveland 14, New York 9

### 1947 SEASON

EASTERN DIVISION				Points	
W	L	T	Pct.	For	Agst.
Buffalo	8	4	2	.667	320 288
New York	11	2	1	.846	378 239
Brooklyn	3	10	1	.231	181 340
Baltimore	2	11	1	.154	167 377

WESTERN DIVISION				Points	
W	L	T	Pct.	For	Agst.
Cleveland	12	1	1	.923	410 185
San Francisco	8	4	2	.667	327 264
Los Angeles	7	7	0	.500	328 256
Chicago	1	13	0	.071	263 425

#### Championship Game

Cleveland 14, New York 3

### 1948 SEASON

EASTERN DIVISION				Points	
W	L	T	Pct.	For	Agst.
Buffalo	8*	7*	0	.533	388 375
Baltimore	7*	8*	0	.467	350 355
New York	6*	8*	0	.429	265 301
Brooklyn	2*	12*	0	.143	253 387

WESTERN DIVISION				Points	
W	L	T	Pct.	For	Agst.
Cleveland	14	0	0	1.000	389 190
San Francisco	12	2	0	.857	495 248
Los Angeles	7	7	0	.500	258 305
Chicago	1	13	0	.071	202 439

\*Includes Divisional Playoff game.

#### Championship Game

Cleveland 49, Buffalo 7

### 1949 SEASON

EASTERN DIVISION				Points	
W	L	T	Pct.	For	Agst.
Cleveland	9	1	2	.900	339 171
San Francisco	9	3	0	.750	416 227
Brooklyn-NY	8	4	0	.667	196 206
Buffalo	5	5	2	.500	236 256
Chicago	4	8	0	.333	179 261
Los Angeles	4	8	0	.333	253 322
Baltimore	1	11	1	.083	172 341

#### First Round Playoff Games

Cleveland 31, Buffalo 21

San Francisco 17, Brooklyn-NY 7

#### Championship Game

Cleveland 21, San Francisco 7#

## CONFERENCE LEADERS

The 49ers were 10-2 against NFC opponents in 1998. They are 21-3 (.875) against the NFC over the last two seasons.

## AGAINST THE DIVISION

San Francisco enters 1999 with a 42-8 record against NFC West opponents since 1992. The 49ers were 7-1 against the division last season.



# 49ERS YEARLY RESULTS

## ALL-AMERICA FOOTBALL CONFERENCE (1946-49)

### 1946 (9-5)

Lawrence T. Shaw, Coach

L	7	New York Yanks/S-8	21
W	21	Miami Seahawks/S-15	14
W	32	Brooklyn Dodgers/S-22	13
L	7	at Chicago Rockets/S-29	21
W	34	at Miami Seahawks/O-7	7
W	23	at Los Angeles Dons/O-12	14
L	14	at Buffalo Bisons/O-18	17
W	34	at Cleveland Browns/O-27	20
W	27	Buffalo Bisons/N-2	14
L	7	Cleveland Browns/N-10	14
L	9	at New York Yanks/N-17	10
W	30	at Brooklyn Dodgers/N-24	14
W	14	Chicago Rockets/N-30	0
W	48	Los Angeles Dons/D-8	7
307			189

### 1947 (8-4-2)

Lawrence T. Shaw, Coach

W	23	Brooklyn Dodgers/A-31	7
W	17	Los Angeles Dons/S-7	14
W	14	Baltimore Colts/S-14	7
L	16	New York Yanks/S-21	21
W	41	at Buffalo Bills/S-28	24
T	28	at Baltimore Colts/O-5	28
W	42	Chicago Rockets/O-12	28
L	7	Cleveland Browns/O-26	14
W	26	at Los Angeles Dons/N-2	16
L	16	at New York Yanks/N-9	24
L	14	at Cleveland Browns/N-16	37
W	41	at Chicago Rockets/N-21	16
W	21	at Brooklyn Dodgers/N-27	7
T	21	Buffalo Bills/D-7	21
327			264

### 1948 (12-2)

Lawrence T. Shaw, Coach

W	35	Buffalo Bills/A-29	14
W	36	Brooklyn Dodgers/S-5	20
W	41	New York Yanks/S-12	0
W	36	Los Angeles Dons/S-19	14
W	38	at Buffalo Bills/S-26	28
W	31	at Chicago Rockets/O-1	14
W	56	at Baltimore Colts/O-10	14
W	21	at New York Yanks/O-17	7
W	21	Baltimore Colts/O-24	10
W	44	Chicago Rockets/N-7	21
L	7	at Cleveland Browns/N-14	14
W	63	at Brooklyn Dodgers/N-21	40
L	28	Cleveland Browns/N-28	31
W	38	at Los Angeles Dons/D-5	21
495			248

### 1949 (9-3/10-4)

Lawrence T. Shaw, Coach

W	31	Baltimore Colts/A-28	17
W	42	Chicago Hornets/S-4	7
W	42	Los Angeles Dons/S-18	14
L	17	at Buffalo Bills/S-25	28
W	42	at Chicago Hornets/S-30	24
W	56	Cleveland Browns/O-9	28
W	51	Buffalo Bills/O-16	7
L	3	at New York Yanks/O-23	24
L	28	at Cleveland Browns/O-30	30
W	28	at Baltimore Colts/N-6	10
W	41	at Los Angeles Dons/11-13	24
W	35	New York Yanks/N-27	14
416			227

### AAFC PLAYOFF - DEC. 4

(at San Francisco - Kezar)

W	17	New York Yanks	7
---	----	----------------	---

### AAFC CHAMPIONSHIP - DEC. 11

(at San Francisco - Kezar)

L	7	Cleveland Browns	21
---	---	------------------	----

## NATIONAL FOOTBALL LEAGUE (1950 - PRESENT)

\*Attendance from 1972 on is actual, does not include "no-shows."

### 1950 (3-9)

Lawrence T. Shaw, Coach

L	17	New York Yanks (29,600)/S-17	21
L	20	Chicago Bears (35,558)/S-24	32
L	14	Los Angeles Rams (27,262)/O-1	35
L	7	at Detroit (17,337)/O-8	24
L	24	at New York Yanks (5,740)/O-12	29
W	28	Detroit (27,350)/O-22	27
W	17	Baltimore (14,800)/O-29	14
L	21	at Los Angeles Rams (15,952)/N-5	28
L	14	at Cleveland (28,786)/N-12	34
L	0	at Chicago Bears (35,105)/N-19	17
L	21	at Green Bay (13,186)/N-26	25
W	30	Green Bay (19,204)/D-10	14
213			300

### 1951 (7-4-1)

Lawrence T. Shaw, Coach

W	24	Cleveland (48,263)/S-30	10
L	14	at Philadelphia (23,827)/O-6	21
W	28	at Pittsburgh (27,124)/O-14	24
L	7	at Chicago Bears (42,296)/O-21	13
W	44	Los Angeles Rams (49,538)/O-28	17
L	16	at Los Angeles Rams (54,346)/N-4	23
W	19	New York Yanks (25,538)/N-11	14
L	21	Chicago Cards (19,658)/N-18	27
T	10	at New York Yanks (10,184)/N-25	10
W	20	at Detroit (46,467)/D-2	10
W	31	Green Bay (15,121)/D-9	19
W	21	Detroit (27,276)/D-16	17
255			205



**1952 (7-5)**

Lawrence T. Shaw, Coach

W 17	Detroit (52,750)/S-28.....	3
W 37	at Dallas Texans (12,566)/O-5.....	14
W 28	at Detroit (42,842)/O-12.....	0
W 40	at Chicago Bears (46,338)/O-19.....	16
W 48	Dallas Texans (26,887)/O-26.....	21
L 17	Chicago Bears (58,255)/N-2.....	20
L 14	at New York Giants (54,230)/N-9.....	23
W 23	at Washington (30,863)/N-16.....	17
L 9	at Los Angeles Rams (64,450)/N-23.....	35
L 21	Los Angeles Rams (49,420)/N-30.....	34
L 7	Pittsburgh (13,886)/D-7.....	24
W 24	Green Bay (17,579)/D-14.....	14
285		221

**1953 (9-3)**

Lawrence T. Shaw, Coach

W 31	Philadelphia (25,000)/S-27.....	21
W 31	Los Angeles Rams (41,446)/O-4.....	30
L 21	at Detroit (56,080)/O-11.....	24
W 35	at Chicago Bears (36,909)/O-18.....	28
L 10	Detroit (52,300)/O-25.....	14
W 24	Chicago Bears (26,308)/N-1.....	14
W 31	at Los Angeles Rams (85,856)/N-8.....	27
L 21	at Cleveland (80,698)/N-15.....	23
W 37	at G.B. in Milwaukee (16,378)/N-22.....	7
W 38	at Baltimore (26,005)/N-29.....	21
W 48	Green Bay (31,337)/D-6.....	14
W 45	Baltimore (23,932)/D-13.....	14
372		237

**1954 (7-4-1)**

Lawrence T. Shaw, Coach

W 41	Washington (32,085)/S-26.....	7
T 24	at Los Angeles Rams (79,208)/O-3.....	24
W 23	at G.B. in Milwaukee (15,571)/O-10.....	17
W 27	at Chicago Bears (42,935)/O-17.....	24
W 37	Detroit (58,891)/O-24.....	31
L 27	Chicago Bears (49,833)/O-31.....	31
L 34	Los Angeles Rams (58,758)/N-7.....	42
L 7	at Detroit (58,431)/N-14.....	48
W 31	at Pittsburgh (37,001)/N-20.....	3
L 13	at Baltimore (23,875)/N-28.....	17
W 35	Green Bay (32,012)/D-5.....	0
W 10	Baltimore (25,456)/D-11.....	7
313		251

**1955 (4-8)**

Norman P. Strader, Coach

L 14	Los Angeles Rams (58,772)/S-25.....	23
L 3	Cleveland (43,595)/O-2.....	38
W 20	at Chicago Bears (41,651)/O-9.....	19
W 27	at Detroit (50,179)/O-16.....	24
L 23	Chicago Bears (56,350)/O-23.....	34
W 38	Detroit (44,831)/O-30.....	21
L 14	at Los Angeles Rams (71,832)/N-6.....	27
L 0	at Washington (25,112)/N-13.....	7
L 21	at G.B. in Milwaukee (19,099)/N-20.....	27
L 14	at Baltimore (33,485)/N-27.....	26
L 7	Green Bay (32,897)/D-4.....	28
W 35	Baltimore (33,471)/D-11.....	24
216		308

**1956 (5-6-1)**

Frank C. Albert, Coach

L 21	New York Giants (41,751)/S-30.....	38
W 33	Los Angeles Rams (56,489)/O-7.....	30
L 7	at Chicago Bears (47,526)/O-14.....	31
L 17	at Detroit (55,662)/O-21.....	20
L 21	Chicago Bears (52,612)/O-28.....	38
L 13	Detroit (46,708)/N-4.....	17
L 6	at Los Angeles Rams (69,828)/N-11.....	30
W 17	at Green Bay (17,986)/N-18.....	16
T 10	at Philadelphia (19,326)/N-25.....	10
W 20	at Baltimore (37,227)/D-2.....	17
W 38	Green Bay (32,433)/D-8.....	20
W 30	Baltimore (43,791)/D-16.....	17
233		284

**1957 (8-4/8-5)**

Frank C. Albert, Coach

L 10	Chicago Cards (35,743)/S-29.....	20
W 23	Los Angeles Rams (59,637)/O-6.....	20
W 21	at Chicago Bears (45,310)/O-13.....	17
W 24	at G.B. in Milwaukee (18,919)/O-20.....	14
W 21	Chicago Bears (56,693)/O-27.....	17
W 35	Detroit (59,702)/N-3.....	31
L 24	at Los Angeles Rams (102,368)/N-10.....	37
L 10	at Detroit (56,915)/N-17.....	31
L 21	at Baltimore (50,073)/N-24.....	27
W 27	at New York Giants (54,121)/D-1.....	17
W 17	Baltimore (59,950)/D-8.....	13
W 27	Green Bay (59,100)/D-15.....	20
287		295

**NFC PLAYOFF - DEC. 22**

(at San Francisco - Kezar Stadium)

L 27	Detroit (60,118).....	31
------	-----------------------	----

**1958 (6-6)**

Frank C. Albert, Coach

W 23	Pittsburgh (51,856)/S-28.....	20
L 3	Los Angeles Rams (59,826)/O-5.....	33
L 6	at Chicago Bears (45,310)/O-12.....	28
W 30	at Philadelphia (33,110)/O-19.....	24
L 14	Chicago Bears (59,441)/O-26.....	27
W 24	Detroit (59,350)/N-2.....	21
L 7	at Los Angeles Rams (95,082)/N-9.....	56
L 21	at Detroit (54,523)/N-16.....	35
W 33	at G.B. in Milwaukee (43,819)/N-23.....	12
L 27	at Baltimore (57,557)/N-30.....	35
W 48	Green Bay (50,793)/D-7.....	21
W 21	Baltimore (58,334)/D-14.....	12
257		324

**1959 (7-5)**

Howard W. Hickey, Coach

W 24	Philadelphia (41,697)/S-27.....	14
W 34	Los Angeles Rams (56,028)/O-4.....	0
L 20	at Green Bay (32,150)/O-11.....	21
W 34	at Detroit (52,585)/O-18.....	13
W 20	Chicago Bears (59,045)/O-25.....	17
W 33	Detroit (59,064)/N-1.....	7
W 24	at Los Angeles Rams (94,276)/N-8.....	16
L 3	at Chicago Bears (42,157)/N-15.....	14
L 14	at Baltimore (56,007)/N-22.....	45
W 21	at Cleveland (53,763)/N-29.....	20
L 14	Baltimore (59,075)/D-5.....	34
L 14	Green Bay (55,997)/D-13.....	36
255		237



**1960 (7-5)**

Howard W. Hickey, Coach

L	19	New York Giants (44,598)/S-25.....	21
W	13	Los Angeles Rams (53,633)/O-2.....	9
W	14	at Detroit (49,825)/O-9.....	10
L	10	at Chicago Bears (48,226)/O-16.....	27
L	14	at G.B. in Milwaukee (39,914)/O-23.....	41
W	25	Chicago Bears (55,071)/O-30.....	7
L	0	Detroit (48,447)/N-6.....	24
W	26	at Dallas (10,000)/N-20.....	14
W	30	at Baltimore (57,808)/N-27.....	22
W	23	at Los Angeles Rams (77,254)/D-4.....	7
L	0	Green Bay (53,612)/D-10.....	13
W	34	Baltimore (57,269)/D-18.....	10
	208		205

**1961 (7-6-1)**

Howard W. Hickey, Coach

W	35	Washington (43,412)/S-17.....	3
L	10	at Green Bay (38,624)/S-24.....	30
W	49	at Detroit (53,155)/O-1.....	0
W	35	Los Angeles Rams (59,004)/O-8.....	0
W	38	at Minnesota (34,415)/O-15.....	24
L	0	at Chicago Bears (49,070)/O-22.....	31
L	10	at Pittsburgh (19,686)/O-29.....	20
T	20	Detroit (56,878)/N-5.....	20
L	7	at Los Angeles Rams (63,766)/N-12.....	17
W	41	Chicago Bears (52,972)/N-19.....	31
W	38	Minnesota (48,905)/N-26.....	28
L	17	at Baltimore (57,641)/D-3.....	20
W	22	Green Bay (55,722)/D-10.....	21
L	24	Baltimore (45,517)/D-16.....	27
	346		272

**1962 (6-8)**

Howard W. Hickey, Coach

L	14	Chicago (46,052)/S-16.....	30
L	24	at Detroit (51,032)/S-23.....	45
W	21	Minnesota (38,407)/S-30.....	7
W	21	at Baltimore (54,148)/O-7.....	13
W	34	at Chicago (48,902)/O-14.....	27
L	13	at G.B. in Milwaukee (46,012)/O-21.....	31
L	14	Los Angeles Rams (51,033)/O-28.....	28
L	3	Baltimore (44,875)/N-4.....	22
L	24	Detroit (43,449)/N-11.....	38
W	24	at Los Angeles Rams (42,554)/N-18.....	17
W	24	at St. Louis (17,532)/N-25.....	17
W	35	at Minnesota (33,076)/D-2.....	12
L	21	Green Bay (53,769)/D-9.....	31
L	10	Cleveland (35,274)/D-15.....	13
	282		331

**1963 (2-12)**

Coach\*

L	20	Minnesota (30,781)/S-15.....	24
L	14	Baltimore (31,006)/S-22.....	20
L	14	at Minnesota (28,567)/S-29.....	45
L	3	at Detroit (44,088)/O-6.....	26
L	3	at Baltimore (56,962)/O-13.....	20
W	20	Chicago (35,837)/O-20.....	14
L	21	at Los Angeles Rams (45,532)/O-27.....	28
L	7	Detroit (33,511)/N-3.....	45
W	31	Dallas (29,563)/N-10.....	24
L	14	at New York Giants (62,982)/N-17.....	48

L	10	at G.B. in Milwaukee (45,905)/N-24.....	28
L	17	Los Angeles Rams (33,321)/D-1.....	21
L	7	at Chicago (46,994)/D-8.....	27
L	17	Green Bay (31,031)/D-14.....	21
	198		391

\*Coach Red Hickey resigned after third game and Jack Christiansen was appointed his successor.

**1964 (4-10)**

Jack Christiansen, Coach

L	17	Detroit (33,204)/S-13.....	26
W	28	at Philadelphia (57,352)/S-20.....	24
L	13	St. Louis (30,969)/S-27.....	23
W	31	Chicago (33,132)/O-4.....	21
L	14	at G.B. in Milwaukee (47,380)/O-11.....	24
L	14	at Los Angeles Rams (54,355)/O-18.....	42
L	22	Minnesota (31,845)/O-25.....	27
L	7	at Baltimore (60,213)/N-1.....	37
L	7	at Minnesota (40,408)/N-8.....	24
W	24	Green Bay (38,483)/N-15.....	14
L	21	at Chicago (46,772)/N-22.....	23
L	3	Baltimore (33,642)/N-29.....	14
W	28	Los Angeles Rams (31,791)/D-6.....	7
L	7	at Detroit (41,854)/D-13.....	24
	236		330

**1965 (7-6-1)**

Jack Christiansen, Coach

W	52	Chicago (31,211)/S-19.....	24
W	27	Pittsburgh (28,161)/S-26.....	17
L	24	at Baltimore (57,342)/O-3.....	27
L	10	at Green Bay (50,858)/O-10.....	27
W	45	at Los Angeles Rams (34,703)/O-17.....	21
L	41	Minnesota (40,673)/O-24.....	42
L	28	Baltimore (43,575)/O-31.....	34
L	31	at Dallas (30,531)/N-7.....	39
W	27	at Detroit (52,570)/N-14.....	21
W	30	Los Angeles Rams (39,253)/N-21.....	27
W	45	at Minnesota (36,748)/N-28.....	24
W	17	Detroit (38,483)/D-5.....	14
L	20	at Chicago (43,400)/D-12.....	61
T	24	Green Bay (45,710)/D-19.....	24
	421		402

**1966 (6-6-2)**

Jack Christiansen, Coach

T	20	Minnesota (29,312)/S-11.....	20
L	14	at Baltimore (56,715)/S-25.....	36
L	3	at Los Angeles Rams (45,642)/S-30.....	34
W	21	Green Bay (39,290)/O-9.....	20
W	44	at Atlanta (54,788)/O-16.....	7
W	27	Detroit (36,745)/O-23.....	24
L	3	at Minnesota (45,007)/O-30.....	28
W	21	Los Angeles Rams (35,372)/N-6.....	13
T	30	at Chicago (47,079)/N-13.....	30
L	34	Philadelphia (31,993)/N-20.....	35
W	41	at Detroit (53,189)/N-24.....	14
L	7	at G.B. in Milwaukee (48,725)/D-4.....	20
W	41	Chicago (37,170)/D-11.....	14
L	14	Baltimore (40,005)/D-18.....	30
	320		325



**1967 (7-7)**

Jack Christiansen, Coach

W 27	at Minnesota (39,638)/S-17.....	21
W 38	Atlanta (30,207)/S-24.....	7
L 7	at Baltimore (60,238)/O-1.....	41
W 27	at Los Angeles Rams (60,424)/O-8.....	24
W 28	at Philadelphia (60,825)/O-15.....	27
W 27	New Orleans (34,285)/O-22.....	13
L 3	Detroit (37,990)/O-29.....	45
L 7	Los Angeles Rams (53,194)/N-5.....	17
L 28	at Washington (50,326)/O-12.....	31
L 0	at Green Bay (50,861)/N-19.....	13
L 9	Baltimore (44,815)/N-26.....	26
L 14	Chicago (25,613)/D-3.....	28
W 34	at Atlanta (51,798)/D-10.....	28
W 24	Dallas (27,182)/D-16.....	16
273		337

**1968 (7-6-1)**

Dick Nolan, Coach

L 10	at Baltimore (56,864)/S-15.....	27
W 35	St. Louis (27,557)/S-22.....	17
W 28	Atlanta (27,477)/S-29.....	13
L 18	at Los Angeles Rams (69,520)/O-6.....	24
L 14	Baltimore (32,822)/O-13.....	42
W 26	at New York Giants (62,958)/O-20.....	10
W 14	at Detroit (53,555)/O-27.....	7
L 21	Cleveland (31,359)/N-3.....	33
L 19	at Chicago (46,978)/N-10.....	27
T 20	Los Angeles Rams (41,815)/N-17.....	20
W 45	at Pittsburgh (21,408)/N-24.....	28
W 27	Green Bay (47,218)/D-1.....	20
L 20	Minnesota (29,049)/D-8.....	30
W 14	at Atlanta (44,977)/D-15.....	12
303		310

**1969 (4-8-2)**

Dick Nolan, Coach

L 12	at Atlanta (45,940)/S-21.....	24
L 7	at G.B. in Milwaukee (48,184)/S-28.....	14
T 17	Washington (35,184)/O-5.....	17
L 21	Los Angeles Rams (45,995)/O-12.....	27
L 7	Atlanta (28,684)/O-19.....	21
W 24	at Baltimore (60,238)/O-26.....	21
L 14	Detroit (35,100)/N-2.....	26
L 30	at Los Angeles Rams (73,975)/N-9.....	41
W 20	Baltimore (38,472)/N-16.....	17
L 38	at New Orleans (71,448)/N-23.....	43
T 24	at Dallas (62,348)/N-27.....	24
W 42	Chicago (32,826)/D-6.....	21
L 7	at Minnesota (43,028)/D-14.....	10
W 14	Philadelphia (25,391)/D-21.....	13
277		319

**1970 (10-3-1/11-4-1)**

Dick Nolan, Coach

W 26	Washington (34,984)/S-20.....	17
W 34	Cleveland (37,502)/S-27.....	31
L 20	at Atlanta (58,850)/O-4.....	21
W 20	at Los Angeles Rams (77,272)/O-11.....	6
T 20	New Orleans (39,446)/O-18.....	20
W 19	Denver (39,515)/O-25.....	14
W 26	Green Bay (59,335)/N-1.....	10
W 37	at Chicago (45,607)/N-8.....	16

W 30	at Houston (43,040)/N-15.....	20
L 7	at Detroit (56,232)/N-22.....	28
L 13	Los Angeles Rams (59,602)/N-29.....	30
W 24	Atlanta (41,387)/D-6.....	20
W 38	at New Orleans (61,940)/D-13.....	27
W 38	at Oakland Raiders (54,535)/D-20.....	7
352		267

**NFC PLAYOFF - DEC. 27**

(at Bloomington, MN - Metropolitan Stadium)

W 17	Minnesota (45,103).....	14
------	-------------------------	----

**NFC CHAMPIONSHIP - JAN. 3**

(at San Francisco - Kezar Stadium)

L 10	Dallas (59,364).....	17
------	----------------------	----

**1971 (9-5/10-6)**

Dick Nolan, Coach

L 17	at Atlanta (56,990)/S-19.....	20
W 38	at New Orleans (81,595)/S-26.....	20
W 31	at Philadelphia (65,358)/O-3.....	3
L 13	Los Angeles Rams (44,000)/O-10 +.....	20
W 13	Chicago (44,133)/O-17.....	0
W 26	at St. Louis (50,419)/O-24.....	14
W 27	New England (45,092)/O-31.....	10
W 13	at Minnesota (49,784)/N-7.....	9
L 20	New Orleans (45,138)/N-14.....	26
L 6	at Los Angeles Rams (80,050)/N-21.....	17
W 24	at New York Jets (62,936)/N-28.....	21
L 17	Kansas City (45,306)-MN/D-6.....	26
W 24	Atlanta (44,584)/D-12.....	3
W 31	Detroit (45,580)/D-19.....	27
300		216

**NFC PLAYOFF - DEC. 26**

(at San Francisco - Candlestick Park)

W 24	Washington (45,327).....	20
------	--------------------------	----

**NFC CHAMPIONSHIP - JAN. 2**

(at Irving - Texas Stadium)

L 3	Dallas (63,409).....	14
-----	----------------------	----

+ First 49ers' regular season game at Candlestick Park.

**1972 (8-5-1/8-6-1)**

Dick Nolan, Coach

W 34	San Diego (56,906)/S-17.....	3
L 20	at Buffalo (45,825)/S-24.....	27
W 37	at New Orleans (69,840)/O-1.....	2
L 7	at Los Angeles Rams (77,382)/O-8.....	31
L 17	New York Giants (53,284)/O-15.....	23
T 20	New Orleans (53,571)/O-22.....	20
W 49	at Atlanta (58,850)/O-29.....	14
L 24	at G.B. in Milwaukee (47,897)/N-5.....	34
W 24	Baltimore (57,225)/N-12.....	21
W 34	at Chicago (65,201)/N-19.....	21
W 31	at Dallas (65,214)/N-23.....	10
L 16	Los Angeles Rams (60,175)-MN/D-4.....	26
W 20	Atlanta (57,523)/D-10.....	10
W 20	Minnesota (58,502)/D-16.....	17
353		249

**NFC PLAYOFF - DEC. 23**

(at San Francisco - Candlestick Park)

L 28	Dallas (59,746).....	30
------	----------------------	----



**1973 (5-9)**

Dick Nolan, Coach

L	13	at Miami (68,275)/S-16.....	21
W	36	at Denver (50,966)/S-23.....	34
L	20	Los Angeles Rams (57,487)/S-30.....	40
W	13	at Atlanta (58,850)/O-7.....	9
L	13	Minnesota (56,438)/O-14.....	17
W	40	New Orleans (52,881)/O-21.....	0
L	3	Atlanta (56,825)/O-28.....	17
L	20	at Detroit (49,531)/N-4.....	30
L	9	at Washington (54,381)/N-11.....	33
L	13	at Los Angeles Rams (78,358)/N-18.....	31
W	20	Green Bay (49,244)-MN/N-26.....	6
W	38	Philadelphia (51,155)/D-2.....	28
L	10	at New Orleans (62,490)/D-9.....	16
L	14	Pittsburgh (52,752)/D-15.....	37
	262		319

**1974 (6-8)**

Dick Nolan, Coach

W	17	at New Orleans (65,071)/S-15.....	13
W	17	at Atlanta (47,686)/S-22.....	10
L	3	Cincinnati (49,895)/S-29.....	21
L	9	St. Louis (47,675)/O-6.....	34
L	13	at Detroit (45,199)-MN/O-14.....	17
L	14	at Los Angeles Rams (74,070)/O-20.....	37
L	24	Oakland Raiders (58,524)/O-27.....	35
L	13	Los Angeles Rams (57,526)-MN/N-4.....	15
L	14	at Dallas (50,018)/N-10.....	20
W	34	at Chicago (42,731)/N-17.....	0
W	27	Atlanta (45,435)/N-24.....	0
L	0	at Cleveland (24,559)/D-1.....	7
W	7	Green Bay (45,475)/D-8.....	6
W	35	New Orleans (40,418)/D-15.....	21
	226		236

**1975 (5-9)**

Dick Nolan, Coach

L	17	at Minnesota (48,418)/S-21.....	27
L	14	Los Angeles Rams (55,072)/S-28.....	23
W	20	at Kansas City (54,490)/O-5.....	3
L	3	Atlanta (43,719)/O-12.....	17
W	35	New Orleans (39,654)/O-19.....	21
L	16	at New England (60,358)/O-26.....	24
L	17	Detroit (42,683)/N-2.....	28
W	24	at Los Angeles Rams (78,995)/N-9.....	23
W	31	Chicago (41,319)/N-16.....	3
W	16	at New Orleans (40,328)/N-23.....	6
L	17	at Philadelphia (56,694)/N-30.....	27
L	13	Houston (43,767)/D-7.....	27
L	9	at Atlanta (38,501)/D-14.....	31
L	23	New York Giants (33,939)/D-21.....	26
	255		286

**1976 (8-6)**

Monte Clark, Coach

W	26	at Green Bay (54,628)/S-12.....	14
L	12	Chicago (44,158)/S-19.....	19
W	37	at Seattle (59,108)/S-26.....	21
W	17	New York Jets (42,961)/O-3.....	6
W	16	at Los Angeles Rams (84,483)-MN/O-110	
W	33	New Orleans (43,160)/O-17.....	3
W	15	Atlanta (50,240)-SN/O-23.....	0

L	20	at St. Louis (50,365)/O-31.....(OT)-23	
L	21	Washington (56,134)/N-7.....	24
L	16	at Atlanta (20,058)/N-14.....	21
L	3	Los Angeles Rams (57,909)/N-21.....	23
W	20	Minnesota (56,775)-MN/N-29.....	16
L	7	at San Diego (33,539)/D-5.....(OT)-13	
W	27	at New Orleans (42,536)/D-12.....	7
	270		190

**1977 (5-9)**

Ken Meyer, Coach

L	0	at Pittsburgh (48,046)-MN/S-19.....	27
L	15	Miami (40,503)/S-25.....	19
L	14	at Los Angeles Rams (55,466)/O-2.....	34
L	0	Atlanta (38,009)/O-9.....	7
L	17	at New York Giants (70,366)/O-16.....	20
W	28	Detroit (39,392)/O-23.....	7
W	20	Tampa Bay (34,750)/O-30.....	10
W	10	at Atlanta (46,577)/N-6.....	3
W	10	at New Orleans (41,564)/N-13.....(OT)-7	
L	10	Los Angeles Rams (56,779)/N-20.....	23
W	20	New Orleans (33,702)/N-27.....	17
L	27	at Minnesota (40,745)/D-4.....	28
L	35	Dallas (55,848)-MN/D-12.....	42
L	14	at G.B. in Milwaukee (44,902)/D-18.....	16
	220		260

**1978 (2-14)**

Coach\*

L	7	at Cleveland (68,973)/S-3.....	24
L	14	Chicago (49,502)/S-10.....	16
L	19	at Houston (46,161)/S-17.....	20
L	10	at New York Giants (71,536)/S-24.....	27
W	28	Cincinnati (41,107)/O-1.....	12
L	10	at Los Angeles Rams (59,337)/O-8.....	27
L	7	New Orleans (37,671)/O-15.....	14
L	17	Atlanta (34,133)/O-22.....	20
L	20	at Washington (53,706)/O-29.....	38
L	10	at Atlanta (55,468)/N-5.....	21
L	10	St. Louis (33,155)/N-12.....	16
L	28	Los Angeles Rams (45,022)/N-19.....	31
L	7	Pittsburgh (51,657)-MN/N-27.....	24
L	13	at New Orleans (50,068)/D-3.....	24
W	6	Tampa Bay (30,931)/D-10.....	3
L	14	at Detroit (56,674)/D-17.....	33
	219		350

\* Pete McCulley was fired after 9 games and Fred O'Connor was appointed his successor.

**1979 (2-14)**

Bill Walsh, Coach

L	22	at Minnesota (46,539)/S-2.....	28
L	13	Dallas (56,728)/S-9.....	21
L	24	at Los Angeles Rams (44,303)/S-16.....	27
L	21	New Orleans (39,727)/S-23.....	30
L	9	at San Diego (50,893)/S-30.....	31
L	24	Seattle (44,592)/O-7.....	35
L	16	at New York Giants (70,352)/O-14.....	32
W	20	Atlanta (33,952)/O-21.....	15
L	27	Chicago (42,773)/O-28.....	28
L	10	at Oakland Raiders (52,764)/N-4.....	23
L	20	at New Orleans (65,551)/N-11.....	31
L	28	Denver (42,910)/N-18.....	38
L	20	Los Angeles Rams (49,282)/N-25.....	26
L	10	at St. Louis (41,593)/D-2.....	13



W 23	Tampa Bay (44,506)/D-9	.....7
L 21	at Atlanta (37,211)/D-16	.....31
308		416

**1980 (6-10)**

Bill Walsh, Coach

W 26	at New Orleans (58,621)/S-7	.....23
W 24	St. Louis (49,999)/S-14	.....(OT)-21
W 37	at New York Jets (50,608)/S-21	.....27
L 17	Atlanta (56,518)/S-28	.....20
L 26	at Los Angeles Rams (62,188)/O-5	.....48
L 14	at Dallas (63,399)/O-12	.....59
L 17	Los Angeles Rams (55,360)/O-19	.....31
L 23	Tampa Bay (51,925)/O-26	.....24
L 13	at Detroit (78,845)/N-2	.....17
L 16	at G.B. in Milwaukee (54,475)/N-9	.....23
L 13	at Miami (45,135)/N-16	.....17
W 12	New York Giants (38,574)/N-23	.....0
W 21	New England (45,254)/N-30	.....17
W 38	New Orleans (37,949)/D-7	.....(OT)-35
L 10	at Atlanta (55,767)/D-14	.....35
L 13	Buffalo (37,476)/D-21	.....18
320		415

**1981 (13-3/16-3)**

**World Champions**

Bill Walsh, Coach

L 17	at Detroit (62,123)/S-6	.....24
W 28	Chicago (49,520)/S-13	.....17
L 17	at Atlanta (56,653)/S-20	.....34
W 21	New Orleans (44,433)/S-27	.....14
W 30	at Washington (51,843)/O-4	.....17
W 45	Dallas (57,574)/O-11	.....14
W 13	at G.B. in Milwaukee (50,171)/O-18	.....3
W 20	Los Angeles Rams (59,190)/O-25	.....17
W 17	at Pittsburgh (52,878)/N-1	.....14
W 17	Atlanta (59,127)/N-8	.....14
L 12	Cleveland (52,445)/N-15	.....15
W 33	at Los Angeles Rams (63,456)/N-22	.....31
W 17	New York Giants (57,186)/N-29	.....10
W 21	at Cincinnati (56,796)/D-6	.....3
W 28	Houston (55,707)/D-13	.....6
W 21	at New Orleans (43,639)/D-20	.....17
357		250

**NFC PLAYOFF - JAN. 3**

(at San Francisco - Candlestick Park)

W 38	New York Giants (58,360)	.....24
------	--------------------------	---------

**NFC CHAMPIONSHIP - JAN. 10**

(at San Francisco - Candlestick Park)

W 28	Dallas (60,525)	.....27
------	-----------------	---------

**SUPER BOWL XVI - JAN. 24**

(at Pontiac, Michigan - Silverdome)

W 26	Cincinnati (81,270)	.....21
------	---------------------	---------

**1982 (3-6)**

Bill Walsh, Coach

L 17	Los Angeles Raiders (59,748)/S-12	.....23
L 21	at Denver (73,899)/S-19	.....24
W 31	at St. Louis (38,064)/N-21	.....20
L 20	New Orleans (51,611)/N-28	.....23
W 30	at Los Angeles Rams (58,574)-THN/D-2	.....24
L 37	San Diego (51,988)-SA/D-11	.....41
L 7	Atlanta (53,234)-SUN/D-19	.....17
W 26	at Kansas City (24,319)/D-26	.....13
L 20	Los Angeles Rams (54,256)/J-2	.....21
209		206

**1983 (10-6/11-7)**

Bill Walsh, Coach

L 17	Philadelphia (55,775)-SA/S-3	.....22
W 48	at Minnesota (58,167)-THN/S-8	.....17
W 42	at St. Louis (38,130)/S-18	.....27
W 24	Atlanta (57,814)/S-25	.....20
W 33	at New England (54,293)/O-2	.....13
L 7	Los Angeles Rams (59,119)/O-9	.....10
W 32	at New Orleans (68,134)/O-16	.....13
W 45	at Los Angeles Rams (66,070)/O-23	.....35
L 13	New York Jets (54,796)/O-30	.....27
L 17	Miami (57,832)/N-6	.....20
W 27	New Orleans (40,022)/N-13	.....0
L 24	at Atlanta (32,782)/N-20	.....28
L 3	at Chicago (40,483)/N-27	.....13
W 35	Tampa Bay (49,773)/D-4	.....21
W 23	at Buffalo (38,039)/D-11	.....10
W 42	Dallas (59,957)-MN/D-19	.....17
432		293

**NFC PLAYOFF - DEC. 31**

(at San Francisco - Candlestick Park)

W 24	Detroit (58,386)-SA	.....23
------	---------------------	---------

**NFC CHAMPIONSHIP - JAN. 8**

(at Washington, DC - RFK Stadium)

L 21	Washington (55,363)	.....24
------	---------------------	---------

**1984 (15-1/18-1)**

**World Champions**

Bill Walsh, Coach

W 30	at Detroit (56,782)/S-2	.....27
W 37	Washington (59,707)-MN/S-10	.....31
W 30	New Orleans (57,611)/S-16	.....20
W 21	at Philadelphia (62,771)/S-23	.....9
W 14	Atlanta (57,990)/S-30	.....5
W 31	at New York Giants (76,112)-MN/O-8	.....10
L 17	Pittsburgh (59,110)/O-14	.....20
W 34	at Houston (39,900)/O-21	.....21
W 33	at Los Angeles Rams (65,481)/O-28	.....0
W 23	Cincinnati (58,234)/N-4	.....17
W 41	at Cleveland (60,092)/N-11	.....7
W 24	Tampa Bay (57,704)/N-18	.....17
W 35	at New Orleans (65,177)/N-25	.....3
W 35	at Atlanta (29,644)/D-2	.....17
W 51	Minnesota (56,670)-SA/D-8	.....7
W 19	Los Angeles Rams (59,743)-FN/D-14	.....16
475		227

**NFC PLAYOFF - DEC. 29**

(at San Francisco - Candlestick Park)

W 21	New York Giants (60,303)-SA	.....10
------	-----------------------------	---------

**NFC CHAMPIONSHIP - JAN. 6**

(at San Francisco - Candlestick Park)

W 23	Chicago (61,040)	.....0
------	------------------	--------

**SUPER BOWL XIX - JAN. 20**

(at Palo Alto, California - Stanford Stadium)

W 38	Miami (84,059)	.....16
------	----------------	---------

**1985 (10-6/10-7)**

Bill Walsh, Coach

L 21	at Minnesota (57,375)/S-8	.....28
W 35	Atlanta (58,923)/S-15	.....16
W 34	at Los Angeles Raiders (87,006)/S-22	.....10
L 17	New Orleans (58,053)/S-29	.....20
W 38	at Atlanta (44,740)/O-6	.....17
L 10	Chicago (60,523)/O-13	.....26



L 21 at Detroit (67,715)/O-20.....23  
 W 28 at Los Angeles Rams (65,939)/O-27.....14  
 W 24 Philadelphia (58,383)/N-3 .....13  
 L 16 at Denver (73,173)-MN/N-11 .....17  
 W 31 Kansas City (56,447)/N-17 .....3  
 W 19 Seattle (57,482)-MN/N-25 .....6  
 W 35 at Washington (51,321)/D-1 .....8  
 L 20 Los Angeles Rams (60,581)-MN/D-9.....27  
 W 31 at New Orleans (46,065)/D-15 .....19  
 W 31 Dallas (60,114)/D-22 .....16  
 411 263

**NFC WILDCARD - DEC. 28**

(at Meadowlands, N.J. - Giants Stadium)

L 3 New York Giants (75,842)-SA .....17

**1986 (10-5-1/10-6-1)**

Bill Walsh, Coach

W 31 at Tampa Bay (50,780)/S-7 .....7  
 L 13 at Los Angeles Rams (65,195)/S-14 .....16  
 W 26 New Orleans (58,297)/S-21 .....17  
 W 31 at Miami (70,264)/S-28 .....17  
 W 35 Indianapolis (57,252)/O-5 .....14  
 L 24 Minnesota (58,637)/O-12 .....(OT) 27  
 T 10 at Atlanta (55,306)/O-19 .....(OT) 10  
 W 31 at G.B. in Milwaukee (50,557)/O-26 .....17  
 L 10 at New Orleans (52,234)/N-2 .....23  
 W 43 St. Louis (59,172)/N-9 .....17  
 L 6 at Washington (54,774)-MN/N-17 .....14  
 W 20 Atlanta (58,747)/N-23 .....0  
 L 17 New York Giants (59,777)-MN/D-1 .....21  
 W 24 New York Jets (58,091)/D-7 .....10  
 W 29 at New England (60,787)/D-14 .....24  
 W 24 Los Angeles Rams (60,266)-FN/D-19 .....14  
 374 247

**NFC PLAYOFF - JAN. 4**

(at Meadowlands, N.J. - Giants Stadium)

L 3 New York Giants (76,034) .....49

**1987 (13-2/13-3)**

Bill Walsh, Coach

L 17 at Pittsburgh (55,735)/S-13 .....30  
 W 27 at Cincinnati (53,498)/S-20 .....26  
 \*Philadelphia/S-27  
 W 41 at New York Giants (16,471)-MN/O-5.....21  
 W 25 at Atlanta (8,684)/O-11 .....17  
 W 34 St. Louis (38,094)/O-18 .....28  
 W 24 at New Orleans (60,497)/O-25 .....22  
 W 31 at Los Angeles Rams (55,328)/N-1 .....10  
 W 27 Houston (59,740)/N-8 .....20  
 L 24 New Orleans (60,436)/N-15 .....26  
 W 24 at Tampa Bay (63,211)/N-22 .....10  
 W 38 Cleveland (60,243)-SUN/N-29 .....24  
 W 23 at Green Bay (51,118)/D-6 .....12  
 W 41 Chicago (63,509)-MN/D-14 .....0  
 W 35 Atlanta (54,698)/D-20 .....7  
 W 48 Los Angeles Rams (57,953)-SUN/D-27 .....0  
 459 253

**NFC PLAYOFF - JAN. 9**

(at San Francisco - Candlestick Park)

L 24 Minnesota (62,547)-SA .....36

\* Game canceled due to NFL players' strike.

**1988 (10-6/13-6)**

**World Champions**

Bill Walsh, Coach

W 34 at New Orleans (66,357)/S-4 .....33  
 W 20 at New York Giants (75,948)/S-11 .....17  
 L 17 Atlanta (60,168)/S-18 .....34  
 W 38 at Seattle (62,382)/S-25 .....7  
 W 20 Detroit (58,285)/O-2 .....13  
 L 13 Denver (61,711)/O-9 .....(OT)16  
 W 24 at L.A. Rams (65,450)/O-16 .....21  
 L 9 at Chicago (65,293)-MN/O-24 .....10  
 W 24 Minnesota (60,738)/O-30 .....21  
 L 23 at Phoenix (64,544)/N-6 .....24  
 L 3 L.A. Raiders (54,448)/N-13 .....9  
 W 37 Washington (59,268)-MN/N-21 .....21  
 W 48 at San Diego (51,484)/N-27 .....10  
 W 13 at Atlanta (44,048)/D-4 .....3  
 W 30 New Orleans (62,977)/D-11 .....17  
 L 16 L.A. Rams (62,444)-SUN/D-18 .....38  
 369 294

**NFC PLAYOFF - JAN. 1**

(at San Francisco - Candlestick Park)

W 34 Minnesota (61,848) .....9

**NFC CHAMPIONSHIP - JAN. 8**

(at Chicago - Soldier Field)

W 28 at Chicago (66,946) .....3

**SUPERBOWL XXIII - JAN. 22**

(at Miami - Joe Robbie Stadium)

W 20 Cincinnati (75,129) .....16

**1989 (14-2/17-2)**

**World Champions**

George Seifert, Coach

W 30 at Indianapolis (60,111)/S-10 .....24  
 W 20 at Tampa Bay (64,087)/S-17 .....16  
 W 38 at Philadelphia (66,042)/S-24 .....28  
 L 12 Los Angeles Rams (64,250)/O-1 .....13  
 W 24 at New Orleans (60,488)/O-8 .....20  
 W 31 at Dallas (61,077)/O-15 .....14  
 W 37 New England (70,000)/O-22+ .....20  
 W 23 at New York Jets (62,805)/O-29 .....10  
 W 31 New Orleans (60,667)-MN/N-6 .....13  
 W 45 Atlanta (59,914)/N-12 .....3  
 L 17 Green Bay (62,219)/N-19 .....21  
 W 34 New York Giants (63,461)-MN/N-27 .....24  
 W 23 at Atlanta (43,128)/D-3 .....10  
 W 30 at Los Angeles Rams (67,959)-MN/D-11 .....27  
 W 21 Buffalo (60,927)/D-17 .....10  
 W 26 Chicago (60,207)/D-24 .....0  
 442 253

**NFC PLAYOFF - JAN. 6**

(at San Francisco - Candlestick Park)

W 41 Minnesota (64,585)-SA .....13

**NFC CHAMPIONSHIP - JAN. 14**

(at San Francisco - Candlestick Park)

W 30 Los Angeles Rams (64,769) .....3

**SUPERBOWL XXIV - JAN. 28**

(at New Orleans - Louisiana Superdome)

W 55 Denver (72,919) .....10

+ Game played at Stanford Stadium due to Bay Area earthquake - October 17, 1989



**1990 (14-2/15-3)**

George Seifert, Coach

W 13	at New Orleans (68,629)-MN/S-10.....	12
W 26	Washington (64,287)/S-16.....	13
W 19	Atlanta (62,858)/S-23.....	13
-	- BYE/S-30.....	-
W 24	at Houston (59,931)/O-7.....	21
W 45	at Atlanta (57,921)/O-14.....	35
W 27	Pittsburgh (64,301)/O-21.....	7
W 20	Cleveland (63,672)/O-28.....	17
W 24	at Green Bay (58,835)/N-4.....	20
W 24	at Dallas (62,966)-SUN/N-11.....	6
W 31	Tampa Bay (62,221)/N-18.....	7
L 17	Los Angeles Rams (62,633)/N-25.....	28
W 7	New York Giants (66,092)-MN/D-3.....	3
W 20	at Cincinnati (60,084)/D-9.....(OT)	17
W 26	at Los Angeles Rams (65,619)-MN/D-17	10
L 10	New Orleans (60,112)/D-23.....	13
W 20	at Minnesota (51,590)/D-30.....	17
353		239

**NFC PLAYOFF - JAN. 12**

(at San Francisco - Candlestick Park)

W 28	Washington (65,292)-SA.....	10
------	-----------------------------	----

**NFC CHAMPIONSHIP - JAN. 20**

(at San Francisco - Candlestick Park)

L 13	New York Giants (66,334).....	15
------	-------------------------------	----

**1991 (10-6)**

George Seifert, Coach

L 14	at New York Giants (76,319)-MN/S-2.....	16
W 34	San Diego (60,753)-S-8.....	14
L 14	at Minnesota (59,148)-S-15.....	17
W 27	Los Angeles Rams (63,871)-S-22.....	10
L 6	at Los Angeles Raiders (91,494)-S-29.....	12
-	- BYE/O-6.....	-
L 34	Atlanta (57,343)-O-13.....	39
W 35	Detroit (61,240)-O-20.....	3
W 23	at Philadelphia (65,796)-O-27.....	7
L 14	at Atlanta (51,259)-N-3.....	17
L 3	at New Orleans (68,591)-N-10.....	10
W 14	Phoenix (50,180)-N-17.....	10
W 33	at Los Angeles Rams (61,881)-MN/N-25	10
W 38	New Orleans (62,092)-D-1.....	24
W 24	at Seattle (56,711)-D-8.....	22
W 28	Kansas City (62,672)-SA/D-14.....	14
W 52	Chicago (60,419)-MN/D-22.....	14
393		239

**1992 (14-2/15-3)**

George Seifert, Coach

W 31	at New York Giants (74,519)/S-6.....	14
L 31	Buffalo (64,053)/S-13.....	34
W 31	at New York Jets (71,020)/S-20.....	14
W 16	at New Orleans (68,591)-SN/S-27.....	10
W 27	Los Angeles Rams (63,071)/O-4.....	24
W 24	at New England (54,126)/O-11.....	12
W 56	Atlanta (63,302)/O-18.....	17
-	- BYE/O-25.....	-
L 14	at Phoenix (47,642)/N-1.....	24
W 41	at Atlanta (67,404)-MN/N-9.....	3
W 21	New Orleans (64,895)/N-15.....	20
W 27	at Los Angeles Rams (65,858)/N-22.....	10
W 20	Philadelphia (63,374)/N-29.....	14
W 27	Miami (58,474)/D-6.....	3

W 20	at Minnesota (60,685)/D-13.....	17
W 21	Tampa Bay (60,519)/D-19.....	14
W 24	Detroit (55,907)-MN/D-28.....	6
431		236

**NFC PLAYOFF - JAN. 9**

(at San Francisco - Candlestick Park)

W 20	Washington (64,991)-SA.....	13
------	-----------------------------	----

**NFC CHAMPIONSHIP - JAN. 17**

(at San Francisco - Candlestick Park)

L 20	Dallas (64,920).....	30
------	----------------------	----

**1993 (10-6/11-7)**

George Seifert, Coach

W 24	at Pittsburgh (57,502)/S-5.....	13
L 13	at Cleveland (78,218)-MN/S-13.....	23
W 37	Atlanta (63,032)/S-19.....	30
L 13	at New Orleans (69,041)/S-26.....	16
W 38	Minnesota (63,071)/O-3.....	19
-	- BYE/O-10.....	-
L 17	at Dallas (65,099)/O-17.....	26
W 28	Phoenix (62,020)/O-24.....	14
W 40	Los Angeles Rams (63,417)/O-31.....	17
-	- BYE/N-7.....	-
W 45	at Tampa Bay (43,835)/N-14.....	21
W 42	New Orleans (66,500)-MN/N22.....	7
W 35	at Los Angeles Rams (62,143)/N-28.....	10
W 21	Cincinnati (60,039)-SUN/D-5.....	8
L 24	at Atlanta (64,688)-SA/D-11.....	27
W 55	at Detroit (77,052)/D-19.....	17
L 7	Houston (61,744)-SA/D-25.....	10
L 34	Philadelphia (61,653)-MN/J-3.....(OT)	37
473		295

**NFC PLAYOFF - JAN. 15**

(at San Francisco - Candlestick Park)

W 44	New York Giants (67,143).....	3
------	-------------------------------	---

**NFC CHAMPIONSHIP - JAN. 23**

(at Irving - Texas Stadium)

L 21	at Dallas (64,902).....	38
------	-------------------------	----

**1994 (13-3/16-3)**

**World Champions**

George Seifert, Coach

W 44	Los Angeles Raiders (68,032)-MN/S-5.....	14
L 17	at Kansas City (79,907)/S-11.....	14
W 34	at Los Angeles Rams (56,479)/S-18.....	19
W 24	New Orleans (63,971)/S-25.....	13
L 8	Philadelphia (64,843)/O-2.....	40
W 27	at Detroit (77,340)/O-9.....	21
W 42	at Atlanta (67,298)/O-16.....	3
W 41	Tampa Bay (62,741)/O-23.....	16
-	- BYE/O-30.....	-
W 37	at Washington (54,335)/N-6.....	22
W 21	Dallas (69,014)/N-13.....	14
W 31	Los Angeles Rams (62,774)/N-20.....	27
W 35	at New Orleans (61,304)-MN/N-28.....	14
W 50	Atlanta (60,549)/D-4.....	14
W 38	at San Diego (62,105)-SA/D-11.....	15
W 42	Denver (64,884)-SA/D-18.....	19
L 14	at Minnesota (63,326)-MN/D-26.....	21
505		296

**NFC PLAYOFF - JAN. 7**

(at San Francisco - Candlestick Park)

W 44	Chicago (64,644)-SA.....	15
------	--------------------------	----

**NFC CHAMPIONSHIP - JAN. 15**

(at San Francisco - Candlestick Park)

W 38 Dallas (69,125).....28

**SUPERBOWL XXIX - JAN. 29**

(at Miami - Joe Robbie Stadium)

W 49 San Diego (74,107).....26

**1995 (11-5/11-6)**

George Seifert, Coach

W 24 at New Orleans (66,627)/S-3.....22

W 41 Atlanta (63,627)/S-10.....10

W 28 New England (66,179)/S-17.....3

L 24 at Detroit (76,236)-MN/S-25.....27

W 20 New York Giants (65,536)/O-1.....6

- - BYE/O-8

L 17 at Indianapolis (60,273)/O-15.....18

W 44 at St. Louis Rams (59,915)/O-22.....10

L 7 New Orleans (65,272)/O-29.....11

L 7 Carolina (61,722)/N-5.....13

W 38 at Dallas (65,180)/N-12.....20

W 44 at Miami (73,080)-MN/N-20.....20

W 41 St. Louis Rams (66,049)/N-26.....13

W 27 Buffalo (65,568)/D-3.....17

W 31 at Carolina (76,136)/D-10.....10

W 37 Minnesota (64,975)-MN/D-18.....30

L 27 at Atlanta (51,785)/D-24.....28

457 258

**NFC PLAYOFF - JAN. 6**

(at San Francisco - 3Com Park)

L 17 Green Bay (69,311)-SA.....27

**1996 (12-4/13-5)**

George Seifert, Coach

W 27 New Orleans (63,970)/S-1.....11

W 34 St. Louis (63,624)/S-8.....0

L 7 at Carolina (72,224)/S-22.....23

W 39 Atlanta (62,995)/S-29.....17

W 28 at St. Louis (61,260)/O-6.....11

L 20 at Green Bay (60,716)-MN/O-14.....(OT) 23

W 28 Cincinnati (63,218)/O-20.....21

W 10 at Houston (53,664)/O-27.....9

W 24 at New Orleans (53,297)-SUN/N-3.....17

L 17 Dallas (68,919)/N-10.....(OT) 20

W 38 Baltimore (51,597)/N-17.....20

W 19 at Washington (54,235)/N-24.....(OT) 16

W 34 at Atlanta (46,318)-MN/D-2.....10

L 24 Carolina (66,291)/D-8.....30

W 25 at Pittsburgh (59,823)/D-15.....15

W 24 Detroit (61,921)-MN/D-23.....14

398 257

**NFC WILDCARD - DEC. 29**

(at San Francisco - 3Com Park)

W 14 Philadelphia (56,460).....0

**NFC PLAYOFF - JAN. 4**

(at Green Bay - Lambeau Field)

L 14 Green Bay (60,787).....35

**1997 (13-3/14-4)**

Steve Mariucci, Coach

L 6 at Tampa Bay (62,554)/A-31.....13

W 15 at St. Louis (64,630)/S-7.....12

W 33 New Orleans (61,838)/S-14.....7

W 34 Atlanta (60,404)/S-21.....7

W 34 at Carolina (70,972)-MN/S-29.....21

W 30 St. Louis (63,825)/O-12.....10

W 35 at Atlanta (53,378)/O-19.....28

W 23 at New Orleans (60,443)/O-26.....0

W 17 Dallas (68,657)/N-2.....10

W 24 at Philadelphia (67,133)-MN/N-10.....12

W 27 Carolina (61,500)/N-16.....19

W 17 San Diego (61,195)/N-23.....10

L 9 at Kansas City (77,535)/N-30.....44

W 28 Minnesota (55,761)/D-7.....17

W 34 Denver (68,461)-MN/D-15.....17

L 9 at Seattle (66,253)-SUN/D-21.....38

375 265

**NFC PLAYOFF - JAN. 3**

(at San Francisco - 3Com Park)

W 38 Minnesota (65,018).....22

**NFC CHAMPIONSHIP - JAN. 11**

(at San Francisco - 3Com Park)

L 10 Green Bay (68,987).....23

**1998 (12-4/13-5)**

Steve Mariucci, Coach

W 36 New York Jets (64,419)/S-6.....(OT) 30

W 45 at Washington (76,798)-MN/S-14.....10

W 31 Atlanta (62,296)/S-27.....20

L 21 at Buffalo (76,615)/O-4.....26

W 31 at New Orleans (62,811)/O-11.....0

W 34 Indianapolis (68,486)/O-18.....31

W 28 at St. Louis (58,563)/O-25.....10

L 22 at Green Bay (59,794)/N-1.....36

W 25 Carolina (68,572)/N-8.....23

L 19 at Atlanta (69,828)/N-15.....31

W 31 New Orleans (68,429)-SUN/N-22.....20

W 31 New York Giants (68,212)-MN/N-22.....7

W 31 at Carolina (63,332)/D-6.....(OT) 28

W 35 Detroit (68,585)-MN/D-14.....13

L 21 at New England (59,153)/D-20.....24

W 38 St. Louis (68,386)/D-27.....19

479 328

**NFC WILDCARD - JAN. 3**

(at San Francisco - 3Com Park)

W 30 Green Bay (66,506).....27

**NFC PLAYOFF - JAN. 9**

(at Atlanta - Georgia Dome)

L 18 Atlanta (70,262).....20

MN = Monday Night  
 SA = Saturday Night  
 SUN = Sunday Night  
 THN = Thursday Night



# PRESEASON RESULTS (SINCE 1946)

## 1946 (2-0)

17	L.A. Dons (San Diego/10,000)-A-24	7
34	Chicago Rockets (Kezar/34,000)-S-1	14

## 1947 (0-1)

7	L.A. Dons (Kezar/19,000)-A-24	14
---	-------------------------------	----

## 1948 (2-0)

42	L.A. Dons (Pasadena/58,207)-A-18	24
42	Baltimore (Kezar/35,139)-A-22	14

## 1949 (2-0-1)

28	L.A. Dons (Los Angeles/81,272)-A-10	7
21	Buffalo (Kezar/28,084)-A-14	0
21	Cleveland (Cleveland/31,157)-A-19	21

## 1950 (1-4)

12	Washington (Kezar/51,201)-A-20	31
10	Philadelphia (Kezar/17,000)-A-27	28
27	Baltimore (Baltimore/6,000)-A-30	14
21	Chicago Cards (Chicago/29,207)-S-1	28
10	Pittsburgh (Pittsburgh/19,733)-S-10	13

## 1951 (4-1)

45	Washington (Kezar/27,280)-A-19	14
7	Chicago Bears (Kezar/38,836)-A-26	24
24	Pittsburgh (Syracuse/18,000)-S-8	7
20	Green Bay (Minneapolis/19,021)-S-12	0
37	Chicago Cards (Omaha/10,000)-S-23	17

## 1952 (7-0)

79	San Francisco Broncos+ (Kezar/87,000)-A-10	0
35	Washington (Kezar/35,234)-A-17	0
38	Chicago Cards (Kezar/34,109)-A-24	14
17	L.A. Rams (Los Angeles/67,799)-S-3	7
29	Pittsburgh (Pittsburgh/21,759)-S-7	14
35	Cleveland (Akron/30,199)-S-13	31
76	San Jose Packers+ (San Jose/6,839)-S-19	0

## 1953 (3-3-1)

42	Fort Ord# (Sacramento/17,000)-A-15	7
7	New York (Kezar/36,273)-A-23	20
7	Washington (Kezar/25,784)-A-30	0
10	L.A. Rams (Los Angeles/39,816)-S-3	35
31	Philadelphia (San Antonio/15,378)-S-7	28
14	Chicago Cards (Kezar/22,736)-S-13	14
21	New York (New York/22,551)-S-17	28

## 1954 (7-0)

42	Fort Ord# (Kezar/19,779)-A-8	14
43	New York (Kezar/29,296)-A-15	35
30	Washington (Sacramento/23,389)-A-21	7
42	Chicago Cards (Kezar/24,559)-A-29	7
38	Cleveland (Kezar/46,877)-S-5	21
28	L.A. Rams (Los Angeles/84,572)-S-10	27
37	Pittsburgh (Tucson/16,000)-S-15	14

## 1955 (5-1)

7	Washington (Kezar/27,237)-A-7	6
60	Pittsburgh (Sacramento/23,496)-A-13	14
17	New York (Seattle/49,000)-A-20	28
17	Cleveland (Kezar/41,604)-A-28	14
43	Chicago Cards (Kezar/33,579)-S-4	7
31	L.A. Rams (Los Angeles/65,633)-S-9	10

## 1956 (3-3)

28	Cleveland (Kezar/38,741)-A-19	17
20	Washington (Kezar/27,812)-A-26	0
14	Chicago Cards (Kezar/28,758)-S-2	13
14	New York (Portland/28,448)-S-8	21
24	L.A. Rams (Los Angeles/57,688)-S-14	33
14	Philadelphia (Sacramento/20,989)-S-23	21

## 1957 (6-1)

24	New York (Kezar/33,673)-A-18	15
27	Washington (Kezar/24,781)-A-25	21
21	Cleveland (Kezar/32,840)-S-1	17
27	Chicago Cards (Kezar/28,000)-S-7	21
27	L.A. Rams (Los Angeles/75,172)-S-13	58
17	Philadelphia (Kezar/21,817)-S-22	14

## 1958 (3-3)

10	New York (Kezar/25,657)-A-17	19
20	Washington (Portland/25,442)-A-23	19
21	Cleveland (Kezar/23,997)-A-31	16
55	Chicago Cards (Kezar/31,339)-S-7	31
38	L.A. Rams (Los Angeles/62,546)-S-12	40
28	Philadelphia (Kezar/33,398)-S-21	31

## 1959 (2-4)

27	Washington (Kezar/21,201)-A-16	24
17	Green Bay (Kezar/18,916)-A-23	24
17	Cleveland (Kezar/24,737)-A-30	14
24	Chicago Cards (Seattle/23,000)-S-5	27
14	L.A. Rams (Los Angeles/59,552)-S-12	48
13	New York (Salt Lake City/18,496)-S-19	17

## 1960 (3-3)

16	Dallas (Seattle/22,000)-A-6	10
31	Washington (Kezar/13,163)-A-14	7
45	Philadelphia (Kezar/17,667)-A-21	28
24	Cleveland (Portland/25,898)-S-3	26
17	L.A. Rams (Los Angeles/51,398)-S-9	28
17	St. Louis (Kezar/13,021)-S-18	24

## 1961 (3-2)

20	New York (Portland/24,084)-A-12	21
24	Cleveland (Kezar/38,759)-A-20	27
14	Minnesota (Portland/27,044)-A-26	10
38	L.A. Rams (Los Angeles/42,558)-S-1	20
24	Dallas (Sacramento/22,130)-S-9	7

## 1962 (4-1)

30	Minnesota (Seattle/22,500)-A-11	24
42	New York (Kezar/38,392)-A-19	10
27	Cleveland (Portland/27,161)-A-25	34
26	Dallas (Sacramento/20,000)-S-1	7
19	L.A. Rams (Los Angeles/39,569)-S-8	3



**1963 (0-5)**

28 Minnesota (Portland/20,837)-A-10 .....43  
 22 St. Louis (Salt Lake City/19,038)-A-16 .....24  
 7 Cleveland (Kezar/28,335)-A-25 .....24  
 24 Dallas (Bakersfield/9,927)-A-30 .....37  
 0 L.A. Rams (Los Angeles/34,405)-S-7 .....17

**1964 (1-4)**

26 Cleveland (Kezar/34,405)-A-9 .....7  
 23 Dallas (Portland/24,679)-A-15 .....34  
 21 Minnesota (Salt Lake City/20,207)-A-22 .....24  
 14 Pittsburgh (Omaha/15,666)-A-29 .....16  
 17 L.A. Rams (Los Angeles/39,569)-S-5 .....21

**1965 (2-2-1)**

21 Cleveland (Kezar/22,000)-A-15 .....37  
 27 Dallas (Portland/24,837)-A-21 .....7  
 17 St. Louis (St. Louis/29,831)-A-27 .....17  
 23 Pittsburgh (Providence/12,020)-S-4 .....9  
 14 L.A. Rams (Los Angeles/29,510)-S-11 .....34

**1966 (0-5)**

13 Dallas (Kezar/28,899)-A-7 .....24  
 17 Cleveland (Kezar/27,867)-A-14 .....28  
 17 Pittsburgh (Portland/18,090)-A-20 .....34  
 17 Atlanta (Columbia, S.C./21,780)-A-27 .....24  
 9 L.A. Rams (Los Angeles/39,879)-S-3 .....29

**1967 (2-3)**

42 Cleveland (Kezar/27,482)-A-13 .....14  
 24 Dallas (Kezar/31,212)-A-20 .....30  
 10 New Orleans (Portland/23,348)-A-26 .....24  
 13 Oakland (Oakland/53,254)-S-3 .....10  
 7 L.A. Rams (Los Angeles/53,822)-S-9 .....34

**1968 (1-5)**

18 San Diego (San Diego/39,553)-A-3 .....30  
 14 Dallas (Kezar/27,530)-A-11 .....16  
 17 Cleveland (Kezar/26,801)-A-18 .....31  
 22 Denver (Denver/22,254)-A-23 .....6  
 19 Oakland (Kezar/57,593)-S-1 .....26  
 20 L.A. Rams (Los Angeles/48,143)-S-6 .....21

**1969 (0-6)**

19 Cleveland (Seattle/32,219)-A-10 .....24  
 17 Dallas (Kezar/33,894)-A-17 .....20  
 15 Denver (Denver/33,161)-A-23 .....19  
 28 Oakland (Oakland/52,122)-A-31 .....42  
 10 St. Louis (Kezar/32,506)-S-7 .....21  
 28 L.A. Rams (Anaheim/39,179)-S-13 .....31

**1970 (1-4)**

14 Cleveland (Tampa/41,851)-A-15 .....17  
 7 Miami (Miami/52,812)-A-22 .....17  
 23 Denver (Eugene/26,238)-A-29 .....7  
 17 Oakland (Kezar/55,521)-S-6 .....31  
 14 L.A. Rams (Los Angeles/55,430)-S-12 .....17

**1971 (3-2-1)**

38 Cleveland (Candlestick/40,000) X-A-8 .....24  
 17 Miami (Miami/57,008)-A-13 .....17  
 28 San Diego (Candlestick/40,000)-A-22 .....17  
 33 Denver (Spokane/33,184)-A-28 .....17  
 28 Oakland (Oakland/53,696)-S-4 .....34  
 20 L.A. Rams (Los Angeles/55,607)-S-9 .....23

**1972 (3-3)**

10 New York Jets (Jacksonville/41,920)-A-5 .....17  
 20 Cleveland (Candlestick/49,767)-A-13 .....13  
 16 San Diego (San Diego/47,308)-A-19 .....17  
 24 Denver (Candlestick/52,738)-A-27 .....27  
 34 Oakland (Candlestick/59,265)-S-3 .....21  
 17 L.A. Rams (Los Angeles/60,807)-S-8 .....14

**1973 (4-3)**

20 New England (Canton/19,685)-J-28 .....7  
 27 Cleveland (Cleveland/65,707)-A-6 .....16  
 14 New York Jets (Tampa/46,477)-A-11 .....34  
 19 San Diego (Candlestick/54,977)-A-19 .....7  
 43 Denver (Candlestick/54,271)-A-26 .....7  
 17 Oakland (Oakland/53,612)-S-1 .....23  
 10 L.A. Rams (Los Angeles/57,687)-S-7 .....38

**1974 (0-6)**

6 San Diego (San Diego/18,685)-A-3 .....20  
 20 Cleveland (Cleveland/24,008)-A-12 .....21  
 3 Denver (Candlestick/30,001)-A-18 .....10  
 6 Kansas City (Kansas City/46,548)-A-24 .....26  
 19 Oakland Raiders (Candlestick/52,538)-S-2 .....20  
 7 L.A. Rams (Candlestick/49,603)-S-8 .....17

**1975 (3-3)**

17 Cleveland (Candlestick/45,560)-A-10 .....10  
 6 L.A. Rams (Los Angeles/58,230)-A-16 .....10  
 7 San Diego (San Diego/18,764)-A-21 .....20  
 21 Oakland (Oakland/52,866)-A-30 .....40  
 44 Denver (Candlestick/45,686)-S-7 .....10  
 24 Green Bay (Green Bay/56,267)-S-13 .....3

**1976 (4-2)**

27 Seattle (Seattle/60,825)-A-1 .....20  
 17 Denver (Candlestick/40,052)-A-8 .....7  
 21 Kansas City (Candlestick/39,745)-A-15 .....13  
 17 San Diego (Honolulu/36,364)-A-21 .....16  
 9 Oakland (Candlestick/52,704)-A-29 .....14  
 3 L.A. Rams (Los Angeles/55,256)-S-4 .....10

**1977 (1-5)**

24 Seattle (Candlestick/38,024)-A-7 .....34  
 13 San Diego (San Diego/26,620)-A-13 .....32  
 23 L.A. Rams (Candlestick/44,898)-A-21 .....14  
 3 Houston (Houston/36,538)-A-29 .....17  
 0 Oakland (Oakland/53,442)-S-3 .....33  
 0 Denver (Candlestick/36,441)-S-10 .....20

**1978 (1-3)**

24 Dallas (Dallas/63,736)-A-5 .....41  
 6 Seattle (Candlestick/36,069)-A-12 .....20  
 14 Oakland (Candlestick/58,658)-A-20 .....31  
 24 Denver (Denver/73,559)-A-25 .....13

**1979 (1-3)**

13 San Diego (Candlestick/32,275)-A-4 .....10  
 10 Oakland (Oakland/53,503)-A-11 .....41  
 0 Denver (Candlestick/34,133)-A-18 .....21  
 20 Seattle (Seattle/59,941)-A-24 .....55

X First 49ers pro-football game in Candlestick Park: August 8, 1971.



**1980 (3-1)**

33 Oakland (Candlestick/55,585)-A-9 .....14  
 17 San Diego (San Diego/48,836)-A-16 .....14  
 7 Seattle (Candlestick/41,841)-A-23 .....10  
 31 Kansas City (Tucson/27,000)-A-30 .....21

**1981 (2-2)**

27 Seattle (Seattle/56,958)-A-5.....(OT)-24  
 28 San Diego (Candlestick/41,667)-A-15 .....31  
 24 Seattle (Candlestick/37,563)-A-22 .....17  
 7 Oakland (Oakland/51,192)-A-29 .....21

**1982 (2-2)**

14 L.A. Raiders (Candlestick/61,065)-A-14 .....17  
 16 St. Louis (Candlestick/51,931)-A-21 .....13  
 9 San Diego (San Diego/48,697)-A-28 .....23  
 17 Seattle (Seattle/57,839)-S-3 .....13

**1983 (1-3)**

23 L.A. Raiders (Los Angeles/41,337)-A-6(OT)-26  
 17 New England (Candlestick/50,043)-A-14 .....15  
 7 San Diego (San Diego/43,939)-A-20 .....24  
 6 Seattle (Candlestick/47,074)-A-27 .....20

**1984 (2-2)**

13 L.A. Raiders (Candlestick/61,361)-A-4 .....10  
 20 Denver (Denver/70,211)-A-11 .....21  
 15 San Diego (San Diego/58,356)-A-18 .....35  
 17 Seattle (Candlestick/49,219)-A-24 .....7

**1985 (3-1)**

28 L.A. Raiders (Los Angeles/54,990)-A-10 .....21  
 13 Denver (Candlestick/55,425)-A-19 .....20  
 25 San Diego (Candlestick/50,569)-A-24 .....10  
 23 Seattle (Seattle/60,403)-A-30 .....21

**1986 (2-2)**

32 L.A. Raiders (Candlestick/61,834)-A-10 .....0  
 17 L.A. Rams (Anaheim/49,146)-A-18 .....31  
 9 Denver (Denver/73,592)-A-23 .....14  
 21 Seattle (Candlestick/52,419)-A29 .....10

**1987 (3-2)**

20 Kansas City (Canton/23,826)-A-8 .....7  
 42 L.A. Raiders (Los Angeles/53,838)-A-15 .....16  
 3 Dallas (Candlestick/57,598)-A-22 .....13  
 17 San Diego (Candlestick/52,733)-A-27 .....3  
 10 Seattle (Seattle/59,653)-S-4 .....34

**1988 (3-2)**

21 Miami (London, England/70,535)-J-31 .....27  
 24 L.A. Raiders (Candlestick/64,457)-A-6 .....10  
 24 Denver (Denver/75,067)-A-13 .....34  
 34 San Diego (San Diego/39,044)-A-20 .....27  
 27 Seattle (Candlestick/53,357)-A-26 .....21

**1989 (3-2)**

13 L.A. Rams (Tokyo,Japan/43,896)-A-6 ..(OT)-16  
 37 L.A. Raiders (Los Angeles/36,739)-A-12 .....7  
 35 Denver (Candlestick/58,641)-A-19 .....17  
 17 San Diego (Candlestick/54,471)-A-23 .....14  
 17 Seattle (Seattle/58,641)-S-1 .....28

**1990 (1-3)**

13 L.A. Raiders (Candlestick/59,677)-A-11 .....23  
 27 Denver (Denver/74,164)-A-20 .....24  
 28 San Diego (San Diego/49,289)-A-25 .....29  
 10 Seattle (Candlestick/54,269)-A-31 .....30

**1991 (5-0)**

24 L.A. Raiders (Los Angeles/45,365)-J-27 .....17  
 21 Chicago (Berlin, Germany/66,876)-A-3 .....7  
 24 Denver (Candlestick/54,170)-A-7 .....6  
 24 San Diego (Candlestick/53,453)-A-19 .....13  
 28 Seattle (Seattle/54,111)-A-23 .....16

**1992 (5-0)**

13 Denver (50,435)-A-3 .....7  
 24 L.A. Raiders (49,068)-A-8 .....10  
 17 Washington (London, England/61,722)-A-16.15  
 20 at San Diego (40,921)-A-21 .....14  
 24 Seattle (52,822)-A-28 .....17

**1993 (4-1)**

21 Pittsburgh (Barcelona, Spain/45,330)-A-1 .....14  
 27 L.A. Raiders (Stanford Stadium/68,011)-A-8...0  
 16 at Denver (71,921)-A-16 .....13  
 0 at Seattle (51,086)-A-21 .....30  
 30 San Diego (53,649)-A-28 .....14

**1994 (3-1)**

7 at Arizona (68,288)-A-5 .....17  
 20 Denver (52,429)-A-12 .....3  
 30 at San Diego (45,674)-A-18 .....24  
 13 Seattle (54,004)-A-26 .....9

**1995 (3-2)**

7 at Denver (71,182)-J-29 .....9  
 10 Denver (Tokyo, Japan/45,000)-A-6 .....24  
 17 at San Diego (58,233)-A-13 .....6  
 17 Carolina (51,185)-A-19 .....10  
 17 Seattle (53,280)-A-26 .....7

**1996 (1-3)**

17 Denver (48,577)-A-3 .....20  
 16 San Diego (49,846)-A-10 .....(OT) 13  
 10 at Jacksonville (67,858)-A-18 .....38  
 3 at Seattle (38,144)-A-23 .....20

**1997 (1-3)**

13 at San Diego (62,542)-A-2 .....20  
 21 Seattle (50,153)-A-9 .....17  
 20 Jacksonville (50,346)-A-18 .....28  
 17 at Denver (69,874)-A-23 .....31

**1998 (2-3)**

14 New England (46,374)-A-2 .....13  
 21 at San Diego (55,723)-A-8 .....21  
 24 Seattle (Vancouver, BC/45,202)-A-15 .....21  
 20 Miami (53,214)-A-23 .....20  
 20 at Seattle (57,014)-A-28 .....20

\*American Bowl at Vancouver, B.C.

# Service Team

+ Semi Pro Team



# 49ERS PLAYOFF HISTORY

Date	Game	Winner	Loser	Score	Site
<b>1949 Season</b>					
Dec. 4, 1949	First Round	49ers	N.Y. Yanks	17-7	Kezar Stadium
Dec. 11, 1949	AAFC Championship	Cleveland	49ers	21-7	Kezar Stadium
<b>1957 Season</b>					
Dec. 22, 1957	Playoff Game	Detroit	49ers	31-27	Kezar Stadium
<b>1970 Season</b>					
Dec. 27, 1970	NFC Divisional	49ers	Minnesota	17-14	Metropolitan Stadium
Jan. 3, 1971	NFC Championship	Dallas	49ers	17-10	Kezar Stadium
<b>1971 Season</b>					
Dec. 26, 1971	NFC Divisional	49ers	Washington	24-20	Candlestick Park
Jan. 2, 1972	NFC Championship	Dallas	49ers	14-3	Texas Stadium
<b>1972 Season</b>					
Dec. 23, 1972	NFC Divisional	Dallas	49ers	30-28	Candlestick Park
<b>1981 Season</b>					
Jan. 3, 1982	NFC Divisional	49ers	N.Y. Giants	38-24	Candlestick Park
Jan. 10, 1982	NFC Championship	49ers	Dallas	28-27	Candlestick Park
Jan. 24, 1982	Super Bowl XVI	49ers	Cincinnati	26-21	Pontiac Silverdome
<b>1983 Season</b>					
Dec. 31, 1983	NFC Divisional	49ers	Detroit	24-23	Candlestick Park
Jan. 8, 1984	NFC Championship	Washington	49ers	24-21	RFK Stadium
<b>1984 Season</b>					
Dec. 29, 1984	NFC Divisional	49ers	N.Y. Giants	21-10	Candlestick Park
Jan. 6, 1985	NFC Championship	49ers	Chicago	23-0	Candlestick Park
Jan. 20, 1985	Super Bowl XIX	49ers	Miami	38-16	Stanford Stadium
<b>1985 Season</b>					
Dec. 28, 1985	NFC Wildcard	N.Y. Giants	49ers	17-3	Giants Stadium
<b>1986 Season</b>					
Jan. 4, 1987	NFC Divisional	N.Y. Giants	49ers	49-3	Giants Stadium
<b>1987 Season</b>					
Jan. 9, 1988	NFC Divisional	Minnesota	49ers	36-24	Candlestick Park
<b>1988 Season</b>					
Jan. 1, 1989	NFC Divisional	49ers	Minnesota	34-9	Candlestick Park
Jan. 8, 1989	NFC Championship	49ers	Chicago	28-3	Soldier Field
Jan. 22, 1989	Super Bowl XXIII	49ers	Cincinnati	20-16	Joe Robbie Stadium
<b>1989 Season</b>					
Jan. 6, 1990	NFC Divisional	49ers	Minnesota	41-13	Candlestick Park
Jan. 14, 1990	NFC Championship	49ers	L.A. Rams	30-3	Candlestick Park
Jan. 28, 1990	Super Bowl XXIV	49ers	Denver	55-10	LA Superdome
<b>1990 Season</b>					
Jan. 12, 1991	NFC Divisional	49ers	Washington	28-10	Candlestick Park
Jan. 20, 1991	NFC Championship	N.Y. Giants	49ers	15-13	Candlestick Park
<b>1992 Season</b>					
Jan. 9, 1993	NFC Divisional	49ers	Washington	20-13	Candlestick Park
Jan. 17, 1993	NFC Championship	Dallas	49ers	30-20	Candlestick Park
<b>1993 Season</b>					
Jan. 15, 1994	NFC Divisional	49ers	N.Y. Giants	44-3	Candlestick Park
Jan. 23, 1994	NFC Championship	Dallas	49ers	38-21	Texas Stadium
<b>1994 Season</b>					
Jan. 7, 1995	NFC Divisional	49ers	Chicago	44-15	Candlestick Park
Jan. 15, 1995	NFC Championship	49ers	Dallas	38-28	Candlestick Park
Jan. 29, 1995	Super Bowl XXIX	49ers	San Diego	49-26	Joe Robbie Stadium
<b>1995 Season</b>					
Jan. 6, 1996	NFC Divisional	Green Bay	49ers	27-17	3Com Park
<b>1996 Season</b>					
Dec. 29, 1996	NFC Wildcard	49ers	Philadelphia	14-0	3Com Park
Jan. 4, 1997	NFC Divisional	Green Bay	49ers	35-14	Lambeau Field
<b>1997 Season</b>					
Jan. 3, 1998	NFC Divisional	49ers	Minnesota	38-21	3Com Park
Jan. 11, 1998	NFC Championship	Green Bay	49ers	23-10	3Com Park



### Playoff History Continued

#### 1998 Season

Jan. 3, 1999 NFC Wildcard  
 Jan. 9, 1999 NFC Divisional

49ers Green Bay 30-27 3Com Park  
 Atlanta 49ers 20-18 Georgia Dome

**Playoff Record:** 25-16

**Super Bowl Championships:** (5) 1981, 1984, 1988, 1989, 1994

**Playoff Record at Home:** 18-9

**Playoff Record Away:** 2-7 **Neutral Site:** 5-0

<b>49ers vs.:</b>	Chicago	3-0	1.000	Philadelphia	1-0	1.000	N.Y. Giants	3-3	.500
	Cincinnati	2-0	1.000	San Diego	1-0	1.000	Dallas	2-5	.400
	Denver	1-0	1.000	Minnesota	4-1	.800	Cleveland	0-1	.000
	L.A. Rams	1-0	1.000	Washington	3-1	.750	Green Bay	1-3	.250
	Miami	1-0	1.000	Detroit	1-1	.500	Atlanta	0-1	.000
	N.Y. Yanks	1-0	1.000						

## 49ERS OFFENSIVE AND DEFENSIVE RANKINGS

Year	Offense			Defense		
	Total	Rush	Pass	Total	Rush	Pass
1998	1	1	2	23	9	29
1997	12	8	18	1	2	2
1996	6	10	7	7	5	11
1995	2	23	1	1	1	11
1994	2	6	4	8	2	17
1993	1	3	2	15	16	16
1992	1	3	3	15	4	26
1991	3	11	2	6	5	11
1990	2	18	2	3	2	12
1989	1	10	2	4	3	11
1988	2	2	10	3	3	8
1987	1	1	2	1	5	1
1986	3	10	2	6	3	17
1985	2	10	5	14	7	21
1984	2	3	4	10	7	17
1983	4	8	5	10	9	15
1982	3	28	2	21	21	16
1981	13	19	7	2	12	3
1980	12	24	5	27	23	27
1979	6	20	3	20	15	24
1978	21	17	18	27	21	25
1977	3	12	4	22	10	25
1976	2	5	4	18	5	23
1975	10	9	11	16	25	5
1974	12	18	6	14	11	19
1973	20	10	22	8	21	4
1972	14	13	15	8	21	2



## 49ERS HISTORICAL HIGHLIGHTS (NFL 1950-98)

Following are the team's historical highlights beginning with its first year in the NFL:

**1950** - The 49ers struggled in their NFL debut, winning only three games. A rival coach described them as "not big enough or tough enough."

**1951** - In an amazing reversal of form sparked by a great rookie group, the 49ers were in the race until the season's final day and finished only a half game off the top. Led by **LB Hardy Brown** and his famed "shoulder tackle," the club had one of the toughest defensive units in the League. **QB Y.A. Tittle** and **E Billy Wilson** began their great 49er careers.

**1952** - After a blazing start, the 49ers slumped in mid-season. **HB Hugh "The King" McElhenny** came off the University of Washington campus to become Player-of-the-Year and the most feared runner in football.

**1953** - The 49ers had their best NFL showing posting a 9-3 record, normally good enough for a championship. Detroit, however, was 10-2. Two of San Francisco's losses came with **QB Y.A. Tittle** sidelined because of a severe facial injury. The three defeats were by a total of nine points. **FB Joe "The Jet" Perry** became one of the few players in pro history to gain more than 1,000 yards in a single season. **E Gordy Soltau** was the league's top scorer for the second straight year.

**1954** - Early momentum was broken by injuries to key players such as **QB Y.A. Tittle**, **HB Hugh McElhenny**, and **FB Joe Perry**. For the second consecutive season, Perry gained more than 1,000 yards, the first man ever to achieve this distinction.

**1955** - With **HB Hugh McElhenny** hobbled by a foot injury, the 49ers had their second-worst season in history under **Norman P. Strader**, who succeeded **Buck Shaw** as head coach.

**1956** - In **QB Frankie Albert's** first year at the helm, the 49ers were in last place at mid-season with a 1-6 record. They went 4-0-1 in their last five games for a brilliant stretch drive.

**1957** - This undoubtedly was one of the most emotional and dramatic seasons in 49ers history. Every game was a "cliffhanger" and the "Alley Oop" pass from **QB Y.A. Tittle** to rookie **HB R.C. Owens** became a household byword. Emotions reached a peak when the beloved **Tony Morabito** collapsed and died of a heart attack at the Chicago Bears game on Oct. 27. Trailing 17-7, the 49ers fought back for a great victory, 21-17. The magnificent **E Billy Wilson** caught a pass from Tittle for the winning touchdown in the fourth quarter. Tied with Detroit at 8-4 when the season ended, the 49ers lost the playoff game, 31-27, after holding a 27-7 lead in the third quarter.

**1958** - An up-and-down season finished on a high note with victories over Green Bay and Baltimore. The 6-6 record, however, was blackened by the 33-3 and 56-7 lacerations at the hands of the Los Angeles Rams. **QB Frankie Albert** resigned at the end of the year.

**1959** - With **Howard W. (Red) Hickey** in charge, the 49ers were in contention all the way and **QB John Brodie** came into his own at quarterback when he led the team to a 21-20 upset of Cleveland. **HB J.D. Smith**, a converted defensive back, became the second 49er to accumulate more than 1,000 yards rushing.

**1960** - **Howard W. (Red) Hickey** saved a seemingly hopeless season when he installed his "shotgun attack" and the club captured four of its last five games, including a 30-22 upset of Baltimore.

**1961** - The success of **Howard W. Hickey's** shotgun amazed the football world, especially a 49-0 victory over Detroit. **QB Billy Kilmer**, a passing-running rookie from UCLA, was made to order for the new offense. When the shotgun stopped, **QB John Brodie** took over again in the "T" formation and had the finest season in 49er QB annals. Indicating the evenness of NFL competition, the 49ers were playing for a second-place tie, plus a trip to the Runner-up Bowl at Miami, or a fifth-place position on the last day of the season. The Colts again won by three points, but 1961 will remain as one of the most exciting and interesting years in 49ers history.

**1962** - For the first time since 1956, the 49ers finished a frustrating season with more defeats than victories. In so doing, the honored adage of "it's easier to win at home than on the road," proved false—the 49ers won only one of seven at Kezar Stadium, but captured five of seven road contests.

**1963** - A multitude of injuries to key personnel started the 49ers off to a disappointing 2-12 season. One of the victories, however, was a 20-14 upset of ultimate world champion Chicago, the only league defeat suffered by the Bears all season.

**1964** - Club chief executive **Victor P. Morabito** died of a heart attack in May. Injuries to key personnel prevented the 49ers from gaining enough offensive momentum to forge a winning season despite having one of the toughest defensive units in the league. Outstanding rookie performances by **E Dave Parks**, **QB George Mira** and **LB Dave Wilcox** also took some of the sting from the 4-10 record.

**1965** - Outstanding offensive performances enabled the 49ers to jump from the bottom to fourth place in the Western Division as the team led the NFL in both scoring and total offense. **QB John Brodie** was the most productive passer in the NFL. **E Dave Parks** led the league in receiving and rookie **FB Ken Willard** and veteran **HB John David Crow**, acquired in an offseason trade, led a strong ground game. The 7-6-1 record included a season-opening 52-24 victory over the Chicago Bears, marking the most points scored by the 49ers in NFL play.

**1966** - After a somewhat slow start, the 49ers got in gear just before the midway point and became one of



only two teams to beat the eventual world champion Green Bay Packers. After that, they finished with a respectable 6-6-2 record and were in the battle for second place in the Western Division until the final league game. **G John Thomas** and **E Dave Parks** were All-Pro, and they joined **G Howard Mudd**, **C Bruce Bosley**, **FB Ken Willard** and **LB Dave Wilcox** in the Pro Bowl.

**1967** - An auspicious start (5-1) disintegrated into disappointment for the 49ers as injuries took a heavy toll and a six-game losing streak took them out of the running. **QB George Mira** came off the bench to lead the squad to two season-ending victories and salvage a 7-7 record. There were bright spots, however, as **QB John Brodie** and the 49ers were the only team to beat the power-laden Rams in a league game. **G Bruce Bosley** played in the Pro Bowl for the second straight season.

**1968** - Under new coach **Dick Nolan**, the 49ers posted a 7-6-1 record. The season turned on key wins over the New York Giants, 26-10, and Green Bay, 27-20. Brilliant performances by **QB John Brodie**, **WR Clifton McNeil** and **RB Ken Willard** led a prolific offense, while **DT Charlie Krueger**, **LB Dave Wilcox** and **DB Kermit Alexander** sparked a revitalized defense. McNeil and **G Howard Mudd** were chosen All-NFL and were joined by **Wilcox**, **Willard** and **Alexander** in the Pro Bowl.

**1969** - Baset by injuries that nearly decimated the defensive unit, the 49ers struggled through the early part of the season. They went winless in their first five games before beating Baltimore, the first time they had beaten the Colts in 13 previous games. The 49ers finished 4-8-2 and five players—**HB Jimmy Johnson**, **LB Dave Wilcox**, **G Elmer Collett**, **RB Ken Willard** and rookie **WR Gene Washington**—were selected to the Pro Bowl. Johnson was also All-Pro and winner of the Len Eshmont Award.

**1970** - This was the greatest year since the club became a member of the NFL in 1950. The team recorded a 10-3 record and captured the Western Division (NFC) Championship. In a season of superlatives, **QB John Brodie** was the NFL's Player-of-the-Year, **CB Bruce Taylor** was NFC Rookie-of-the-Year, Coach **Dick Nolan** was a near-unanimous choice as NFC Coach-of-the-Year, Brodie, **WR Gene Washington**, **LB Dave Wilcox** and **HB Jimmy Johnson** were All-Pro and joined **T Len Rohde** in the Pro Bowl.

**1971** - The 49ers forged a 9-5-0 record and won their second consecutive NFC Western Division title, clinching the crown on the final day by beating Detroit, 31-27, the identical score by which the Lions had knocked the 49ers out of championship play in 1957. The season also was the club's first in its plush new home, Candlestick Park. **C Forrest Blue**, **LB Dave Wilcox** and **CB Jimmy Johnson** were All-Pro and joined in the Pro Bowl by **TE Ted Kwalick**, **WR Gene Washington**, **RB Vic Washington**, **DE Cedrick Hardman** and **CB Bruce Taylor**.

**1972** - Early-season inconsistency, compounded by an injury to **QB John Brodie** in the fifth game of the season, cast appall on 49er prospects for a third-straight NFC Western Division title, but **QB Steve Spurrier** stepped in for Brodie and turned things around with a brilliant, poised performance. In the final quarter of the final game against Minnesota, the recovered Brodie relieved Spurrier and threw two TD passes in a 20-17 win over the Vikings. The victory clinched divisional title No. 3, but Spurrier's nine-game contribution was the key. **C Forrest Blue**, **DB Jimmy Johnson**, **TE Ted Kwalick**, **WR Gene Washington** and **LB Dave Wilcox** were All-Pro selections.

**1973** - In what was both a disappointing and significant year, the 49ers were 5-9 after tackling the NFL's toughest schedule, a rash of key injuries and an unsettled quarterback situation. It also marked the end of the brilliant careers of **QB John Brodie** and **DT Charlie Krueger**, both of whom retired at year's end. **C Forrest Blue** and **LB Dave Wilcox** were voted All-Pro and joined in the Pro Bowl by **TE Ted Kwalick**, **G Woody Peoples** and **P Tom Wittum**.

**1974** - The 49ers used five different quarterbacks after an injury to starter **QB Steve Spurrier**, a week before the season opened, sidelined him for most of the year. After winning the first two games, the club lost a team-record seven straight and then closed with a rush, winning four of its last five to finish the season 6-8. **RB Wilbur Jackson** was named The Sporting News Rookie-of-the-Year and was named to the NFL All-Rookie team along with **QB Tom Owen** and **DB Mike Holmes**. **C Forrest Blue** and **P Tom Wittum** were All-NFC and selected for the Pro Bowl along with **HB Jimmy Johnson**. A knee injury forced perennial All-Pro **LB Dave Wilcox** to retire after a brilliant 11-year career with the 49ers.

**1975** - A strong defensive performance throughout the season couldn't offset an erratic offense troubled by an unsettled quarterback situation and a rebuilding offensive line. High point of the 5-9 season was a 24-23 win over Los Angeles to end a 10-game losing streak to the Rams. At season's end, **DE Cedrick Hardman** was the club's first-ever two-time Len Eshmont Award winner.

**1976** - A turnaround year for the 49ers as the team, under coach **Monte Clark**, posted an 8-6 record, their first winning season since 1972. With new **QB Jim Plunkett** at the controls, the 49ers got off to their best start ever (6-1), before hitting a mid-season four-game losing streak knocking the club out of playoff contention. The season saw the emergence of a powerful defensive unit that led the league in quarterback sacks with 61. **RB Delvin Williams** set a 49ers single-season rushing record with 1,203 yards. **DE Tommy Hart** was named All-Pro and played in the Pro Bowl along with Williams, **DE Cleveland Elam** and **LB Dave Washington**. **C Randy Cross** was an All-Rookie team selection. Hart became a two-time winner of the Len Eshmont Award and **CB Jimmy Johnson** retired after a brilliant 16-year career with the 49ers.

**1977** - In the 32nd year of their existence, the 49ers began a new era. On March 31, 1977, the club became the property of **Edward J. DeBartolo Jr.** and came under the guidance of **Joe Thomas** as general manager. The changeover was made more dramatic because the San Francisco 49ers were one of the few NFL franchises which had never previously changed ownership or location. On the field, under Coach **Ken Meyer**, the 49ers ran hot and cold. The club lost its first five games, then won five of the next six before dropping the final three



contests to finish 5-9. **SS Mel Phillips** was named winner of the coveted Len Eshmont Award. **DE Cleveland Elam** was selected All-Pro and played for the NFC in the Pro Bowl.

**1978** - The 49ers suffered through their longest season as the club fell to 2-14 and three coaches were hired and fired in less than 12 months. First Head Coach **Pete McCulley** departed after nine games with a 1-8 record, and his replacement, **Fred O'Connor**, was let go at the end of the year as the team won just one of its final seven contests. **Bill Walsh** was hired as the new coach and general manager. **RB Paul Hofer**, who replaced **RB O.J. Simpson** when the newly-acquired star went to the sidelines for the year with a shoulder injury, was named recipient of the Len Eshmont award.

**1979** - The 49ers suffered through their second consecutive 2-14 season, but there were several indications of improvement. San Francisco went from virtually the worst-ranked offensive team in the league in '78 to one of the most productive in '79, ranking first in passing offense in the NFC and sixth in total offense in the NFL. **RB Paul Hofer** again was the Len Eshmont Award recipient and individual leader, racking up 615 yards rushing and an additional 662 yards receiving on 58 catches in only seven starts. **QB Steve DeBerg** broke Fran Tarkenton's NFL record for completions by connecting on 347 passes. **K Ray Wersching** set a club record with an 83.3 field goal percentage, and also led the league with that mark. **RB O.J. Simpson** retired from the 49ers and the NFL, finishing as the second leading rusher of all time with 11,236 yards.

**1980** - In their second season of the **Bill Walsh** era, the 49ers showed gradual improvement in their rebuilding program. A three-game winning streak to open the season, combined with a three-game victory string from Week 12 through Week 14, enabled the Niners to post a 6-10 season, tripling the number of victories from each of the previous two 2-14 campaigns. Week 14 was a day when the 49ers made NFL history. That December 7 at Candlestick Park, the 49ers overcame a 35-7 halftime deficit against the New Orleans Saints to win in overtime, 38-35. The 28-point comeback was the biggest comeback in NFL history. **E Jim Stuckey** and **P Jim Miller** were named to All-Rookie teams, while another rookie, **FB Earl Cooper**, led the NFC in receptions with 83, the most catches ever by an NFL rookie. **WR Dwight Clark** caught 82 passes to break the team wide receiver mark, and **QB Joe Montana** set the club passing percentage record at .645 with 176 completions in 273 attempts.

**1981** - It was a year of firsts and bests for the 49ers in 1981. In his third season as head coach and general manager, **Bill Walsh** guided San Francisco to a 16-3 record (best record in the league that year), the NFC Western Division title (first since '72), the NFC Championship crown (first ever for the 49ers), and the World Championship/Super Bowl XVI win (first ever for the 49ers). Walsh earned every possible NFC Coach-of-the-Year award and all seven NFL Coach-of-the-Year honors, while six 49ers were named to the Pro Bowl—**WR Dwight Clark**, **C Randy Cross**, **QB Joe Montana**, **DE Fred Dean**, **S Ronnie Lott**, and **S Dwight Hicks**. Three San Francisco players were selected to All-Pro teams as recognized by the NFL—Cross, Lott and Dean. Montana, who led the NFC in passing in '81, was named MVP of Super Bowl XVI (for leading his team to a 26-21 win over the Cincinnati Bengals of the AFC). Dean was picked UPI NFL Defensive Player-of-the-Year, NFL Outstanding Defensive Lineman-of-the-Year (NFL Players Association), and NFC Defensive Player-of-the-Year (Kansas City Committee of the 101). San Francisco opened and closed the season in Pontiac, MI in drastically different styles. The 49ers lost two of their first three games of 1981, including the season opener on the road against Detroit, then ran off seven wins—before a loss to Cleveland 15-12—and ran off eight more wins (including playoffs, the NFC Championship and Super Bowl XVI). The 49ers won 15 of their last 16 games, beat five opponents twice—including all three postseason foes—and became the first team since Chicago in 1945-47 to go from the worst NFL record (2-14 in 1979) to the league's best (13-3 in '81) in just three seasons. All this happened with three rookies (**S Carlton Williamson**, **CB Eric Wright** and **Lot**) starting in the defensive secondary. Those three rookies, along with Montana, Clark, Cross, **WR Freddie Solomon** and **Hicks**, combined with "old veterans" Dean and **LB Jack "Hacksaw" Reynolds** formed a nucleus of world championship vintage.

**1982** - As defending world champions, the San Francisco 49ers did not enjoy the 1982 season, but then not many NFL fans, coaches and players throughout the league did either (except maybe in Washington, where the Redskins were Super Bowl XVII champs). The Niners fell to 3-6 and missed out on the playoffs. In the strike-shortened season, San Francisco went winless at home (0-5) but did manage a 3-1 road record (the Niners were 0-2 prior to the 57-day players' strike and 3-4 following it). **WR Dwight Clark** had an outstanding season, leading the NFL with 60 receptions and being named consensus All-Pro (and NFL Player-of-the-Year by Sports Illustrated). **LB Keena Turner** (second team All-Pro), **S Ronnie Lott** (Pro Bowl), **C Randy Cross** (Pro Bowl), **S Dwight Hicks** (Pro Bowl), **T Keith Fahnhorst** and **QB Joe Montana** (NFL record for five straight 300+-yard passing games) were bright spots in an otherwise disappointing season.

**1983** - For the second time in three seasons, San Francisco played in the NFC Championship Game. The '83 49ers were 10-6 (3rd best regular season victory total in club history) and Western Division Champions (5th time since 1970, 2nd time since 1981). In the playoffs, San Francisco squeezed past Detroit, 24-23, but lost to Washington, 24-21, in the NFC Championship contest. Individual standouts included **QB Joe Montana** (the league's No. 1 all-time QB entering the 1984 season), **S Ronnie Lott** (making his third Pro Bowl appearance in as many years), **DE Fred Dean** (leading the NFC in sacks with 17%), **DE Dwaine Board** (second in sacks with 13), **CB Eric Wright** (team leader in interceptions with seven, two for scores), **WR Dwight Clark** (team leader with 70 receptions and eight TDs), **WR Freddie Solomon** (club record 21.4 yards per catch), **K Ray Wersching** (team record 126 points, including a perfect 51 of 51 PATs), offensive linemen **C Randy Cross**, **T Keith Fahnhorst** and **G John Ayers**, **RB Roger Craig** (752 yards rushing, 427 receiving) and **WR Wendell Tyler** (856 rushing yards, 285 receiving), and NFL All-Rookie team pick **LB Riki Ellison** (two interceptions in the playoffs).

**1984** - The 49ers experienced the most successful regular season in NFL history by winning a league record



15 games, including all eight road contests—setting yet another NFL standard. The Niners broke 14 team records in '84, while becoming the first NFC team to sweep all of its conference games, and the first NFC West unit to win all contests within the division. Led by **RB Roger Craig** and **QB Joe Montana**, San Francisco capped the year by routing the Miami Dolphins in Super Bowl XIX, 38-16. The win was the 18th victory of the '84 campaign, establishing an NFL standard for wins in a single season (including playoffs). San Francisco scored a team-record 475 points. The 49ers defense was the stingiest in the NFL in '84, allowing a league-low 227 points scored. Honors were numerous, including Pro Bowl recognition for 10 of **Bill Walsh's** charges—**Montana**, **RB Wendell Tyler**, **T Keith Fahnhorst**, **C Randy Cross** and **C Fred Quillan** on offense and **S Dwight Hicks**, **S Ronnie Lott**, **S Carlton Williamson** and **CB Eric Wright** (the entire Niners' secondary), and **LB Keena Turner** on defense.

**1985** - At 10-6, San Francisco qualified for postseason play for the fourth time since 1981. Offensively, **RB Roger Craig** and **WR Jerry Rice** emerged as potent weapons in the attack. Craig became the first NFL player to surpass 1,000 yards rushing and receiving in the same season. Rice was named NFC Rookie-of-the-Year and set the team record for first-year players with 927 receiving yards. The defense experienced the influx of four new starters in '85 (**NT Michael Carter**, **LB Todd Shell**, **LB Michael Walter** and **DE John Hartly**). Carter won a berth on the Pro Bowl team, as did **DBs Eric Wright** and **Carlton Williamson**.

**1986** - The 49ers captured their fourth NFC Western Division title since 1981.

Offensively, the team was led by All-Pro wide receiver **WR Jerry Rice**, who paced the NFL with 1,570 receiving yards and 15 touchdowns. Those marks established club standards in addition to Rice's team-record 16 total scores.

The defense managed 49 takeaways, tying the Kansas City Chiefs for NFL leadership. San Francisco's 39 interceptions and 578 return yards set team records, while five scores on pick-off returns tied another club mark. **S Ronnie Lott** tied **HB Dave Baker's** 1960 team record with 10 interceptions.

The output by young players was vital due to major injuries suffered by many starting veterans. San Francisco made 20 roster moves during the season, shuffling players in and out of action. **QB Joe Montana** missed Weeks 2-9 due to back surgery, while backup signal-caller **Jeff Kemp** did not play Weeks 8-11 due to a hip injury.

**1987** - The San Francisco 49ers marched to an NFL regular season best 13-2 record. It marked a league-leading third time in the decade of the '80s that the team either tied or posted the best won-loss percentage during the regular season. San Francisco led the NFL with 5,987 total yards and was best among league defenders allowing 4,095 total yards. It was the first time in Niners' history that the team led the league in fewest total yards allowed.

**WR Jerry Rice** set NFL records with 22 receiving touchdowns and scoring receptions in 13 consecutive games. The durable wide-out received postseason Most Valuable Player awards from nearly every news agency and sports publication.

**QB Joe Montana** won the first NFL passing title of his nine-year career and set a team record with 31 touchdown passes. **S Ronnie Lott**, Montana and Rice were joined by **NT Michael Carter** and **RB Roger Craig** on the NFC squad in the 1988 Pro Bowl.

**1988** - The 49ers climaxed their 1988 season in thrilling fashion with a dramatic touchdown drive in the waning seconds of Super Bowl XXIII. **QB Joe Montana's** 10-yard scoring toss to **WR John Taylor** with :34 remaining in the contest gave the Niners their third Super Bowl win of the decade, and the rights to the title "Team of the 1980s."

The world championship game against the Cincinnati Bengals was a microcosm of the entire '88 campaign. San Francisco opened the year strong with a 5-2 record, but by Week 12 were 6-5, two games out of first place with only five contests to play.

That week's victory over Washington launched a four-game winning streak that resulted in the Niners moving up from third to first place in the NFC West standings and earning a third consecutive NFC Western Division title. As the season ended **RB Roger Craig** broke the team's single season rushing record (finishing with 1,502 yards) and **K Mike Cofer** established new Niners' single season standards for field goals attempted (38) and made (27).

**WR Jerry Rice** went on to a playoff tear that included: an NFL postseason record-tying three touchdown receptions against Minnesota; the Montana-to-Rice battery hooked-up on first half touchdowns of 61 and 27 yards at Chicago; and concluded with a Super Bowl XXIII MVP performance of 11 receptions for a Super Bowl record 215 yards and a touchdown.

Defenders **S Ronnie Lott**, **DE Charles Haley**, **NT Michael Carter**, along with Rice, Taylor, and Craig, were selected to the Pro Bowl.

**1989** - **George Seifert** was named head coach of the San Francisco 49ers just four days after the team had won its third world championship under retiring head man **Bill Walsh**. Seifert's quest for the title was tested early and often as the 49ers endured nail-biting wins at Indianapolis (30-24) and Tampa Bay (20-16) to open the season. **QB Joe Montana** threw for 428 yards and five touchdowns, including a team-record four TD tosses in the fourth quarter resulting in a 10-point victory (38-28) in Philadelphia.

Under first-year offensive coordinator **Mike Holmgren**, the Niners accumulated more yardage than any other NFL team. **WRs Jerry Rice** and **John Taylor**, **RB Roger Craig**, **G Guy McIntyre**, and **QB Joe Montana** were 1990 Pro Bowl participants. Rice's 1,483 receiving yards paced the league. Craig exceeded 1,000 yards rushing for the second consecutive season, and running mate **FB Tom Rathman** led NFC running backs with 73 receptions.



Montana had the best season of his career. A consensus Player-of-the-Year, Montana's 112.4 quarterback rating set an NFL single season record. Montana was selected by his teammates as the '89 recipient of the Len Eshmont Award.

Fueled by Rice's 72-yard first quarter catch-and-run for a score, the 49ers exploded for 27 first half points and cruised to a 41-13 victory against Minnesota in their opening '89 playoff contest.

The 49ers faced Los Angeles in the NFC Championship Game. The Niners started slowly, however. Two long, second-quarter scoring drives and a touchdown set up by an interception gave San Francisco a 21-3 lead at intermission. Cofer's three field goals cushioned San Francisco's lead as the team advanced to Super Bowl XXIV with a satisfying 30-3 win.

The 49ers displayed optimal performance at the highest level of competition while securing their second consecutive world championship. The resounding 55-10 defeat of the Denver Broncos in Super Bowl XXIV was a convergence of talent and technique, planning and purpose: San Francisco tied or set nearly 40 Super Bowl records, and Montana was honored with the game's MVP award for an unprecedented third time.

**1990** - The Niners finished the season with an NFL-best 14-2 mark and came within four seconds (in a 15-13 loss to the NY Giants) of earning their third consecutive trip to the Super Bowl.

In addition to recording the NFL's best won-loss mark for the second straight season (14-2), the 49ers captured the NFC Western Division title for the fifth consecutive year and the eighth time since 1981 ('81, 1983-84, 1986-90). San Francisco claimed its 11th Division crown since the NFL/AFL merger of 1970, more than any NFC Western Division opponent (the Rams were second with eight), and second most in NFL history (behind Miami's 13 AFC East titles).

San Francisco opened the 1990 season with a team-record 10 consecutive victories. The 49ers also posted an 8-0 mark on the road, giving them the longest road winning streak in league history (19 games, including postseason) heading into '91.

**QB Joe Montana** and **WR Jerry Rice** again formed one of the most prolific aerial combinations in pro football. Montana, who was named 1990 Sportsman-of-the-Year by Sports Illustrated, finished his 12th NFL season by throwing for a team-record 3,944 yards. He also tossed 26 touchdown passes (second in the NFC), and finished as the third highest rated quarterback in the conference.

On the receiving end of many of those Montana passes was Rice, who became only the fourth player in league history to reach the century mark in receptions for a single season. Rice hauled in 100 passes for 1,502 yards and 13 TDs, and earned his fifth consecutive trip to the Pro Bowl. In one of the most memorable performances of the season (if not team history), Rice tied an NFL record with five TD receptions in a 45-35 victory at Atlanta, October 14.

The defensive side of the ball was led by **LB-DE Charles Haley's** 58 tackles and an NFC-high 16 sacks. For his efforts, the fourth-year player from James Madison University was named as a starter in the 1991 Pro Bowl. **LB Bill Romanowski** led the team in tackles with 79, while **CB Darryl Pollard** registered 74, including a team-high 72 solo stops.

A number of team career records fell by the wayside in '90. Montana slipped past **QB John Brodie** to take over the career passing lead (34,998 yards), while **RB Roger Craig** became the all-time team record holder in career receptions with 508, moving ahead of **WR Dwight Clark's** total of 506.

The 49ers placed five players on the 1991 NFC Pro Bowl squad, four as starters. Representing the 49ers were Haley, Rice, **S Ronnie Lott** and **G Guy McIntyre**, while Montana, selected as a starter, was unable to participate because of a finger injury suffered in the NFC Championship game.

**1991** - It was a classic case of "too little...too late" for the San Francisco 49ers in 1991.

After losing six of their first 10 games by a total of 26 points, the Niners won their remaining six contests (by a total of 95 points) but missed the playoffs for the first time since 1982.

The 49ers finished the 1991 campaign in impressive fashion during that final six-game span, with a margin of victory that averaged almost 16 points. During that final six-game span, the Niners defeated three playoff teams (New Orleans, Kansas City, and Chicago) while averaging 31.5 points per game in the process.

**WR Jerry Rice** continued to register his place in club, and league history, taking over the club's career receiving record with 525 catches.

Rice finished the campaign as the No. 3 pass receiver in the NFC with 80 receptions and 1,206 yards, surpassing 1,000 receiving yards for a club-record sixth consecutive season, and he led the NFL with 14 TD receptions.

**QB Steve Young** won the NFL passing title, despite missing six games due to a knee injury. Young, who passed for 2,517 yards and 17 TDs, finished with a 101.8 rating, besting Washington's Mark Rypien (97.9) for the title.

When Young was injured at Atlanta November 3, **QB Steve Bono** (1,617 yards, 11 TDs) came off the bench to rally the team to five consecutive victories.

On the defensive side of the ball, **S Dave Waymer** finished as the leader in total tackles (86), solo tackles (77), interceptions (4), interception return yards (78), and passes defended (16) and tied **CB Kevin Lewis** for the lead in forced fumbles (3).

**LB-DE Charles Haley** and **DE Larry Roberts** each posted seven sacks, while **CB Don Griffin's** 99-yard fumble return against the Bears set a team record and was the third longest return in league history.



San Francisco placed three players on the 1992 NFC Pro Bowl squad, two as starters, as Rice, **Guy McIntyre**, and Haley were all selected (Rice and McIntyre as starters). It was the sixth time in Rice's seven-year career that he was selected to play in the islands. McIntyre and Haley were each selected for the third time.

**1992** - The San Francisco 49ers continued their winning tradition as they once again posted the NFL's best regular season record (14-2), while winning their sixth NFC Western Division title in seven years, and advancing to the NFC Championship Game for the second time in three seasons.

In the NFC Divisional Playoffs, the 49ers defeated defending Super Bowl Champion Washington (20-13). However, San Francisco fell to Dallas, 30-20, in the NFC Championship Game at Candlestick Park the following week.

**WR Jerry Rice** continued to etch his name in football history, becoming the NFL's all-time touchdown reception leader with 103. He tied Steve Largent's mark of 100 in Week 13 against the Philadelphia Eagles (Nov. 29), then broke the record the following week vs. the Miami Dolphins (Dec. 6).

**QB Steve Young**, who harvested a total of 34 awards, including the NFL's Most Valuable Player Award, won the NFL passing title for the second straight year, finishing an amazing 16.3 points ahead of his closest competitor. Young, who passed for 3,465 yards and 25 TDs, finished with a 107.0 rating. Following his 101.8 rating in 1991, it marked the first time in league history that anyone had posted back-to-back seasons with ratings higher than 100 each year.

**RB Ricky Watters** gained 1,013 yards to establish a team rushing record for first-year backs. **K Mike Cofer's** 107 points led the 49ers in scoring for the fifth consecutive year.

On the defensive side of the ball, linebacking led the charge as **LB Bill Romanowski** finished as the leader in total tackles (80) and assists (15). **LB Mike Walter** (67 solo stops) and **LB Tim Harris** (17 sacks for 116 yards) also led defensive categories. **CB Don Griffin** paced the defensive backfield with five interceptions and 19 passes defensed.

Fans at Candlestick saw the Niners rewrite part of the team's record book in '92 as they set team marks for total offense (598 yards) vs. the Buffalo Bills (Sept. 13) and points (56) in their win over the Atlanta Falcons (56-17, Oct. 18).

San Francisco placed seven players on the 1993 NFC Pro Bowl squad, including four starters and five first-time participants. Rice, **Guy McIntyre**, **DT Pierce Holt** and Young were all named as starters. **TE Brent Jones**, Watters, and **T Steve Wallace** were also selected. It was the seventh time in Rice's eight-year career that he was selected to play in the islands, and McIntyre was named for the fourth time, while the others made their first visits.

**1993** - The 1993 season was another in a long line of successes for the San Francisco 49ers. Among the team's accomplishments were a 10-6 record, marking an NFL-record 11th consecutive season with 10 or more victories; the team's 10th NFC West title in 13 seasons; and a third appearance in four years in the NFC title game.

In addition, San Francisco led the National Football League in scoring and total offense and established or tied five of the team's nine major offensive records.

The marks set included most net offensive yards (6,435), most TDs (61), most first downs (372) and highest average gain per play (6.3). The Niners also tied the team mark for net passing yards in a season with 4,302, equaling the record set in 1989.

Individually, **QB Steve Young** became the first player in NFL history to lead the NFL in passing three consecutive seasons, when he posted a 101.5 rating in 1993. In addition, it was his third consecutive season with a rating over 100, also a league first. Young completed 68 percent of his passes (second highest in team history) for a club-record 4,023 yards. His 29 scoring passes in '93 ranked third on the team's single-season charts.

**RB Ricky Watters** led the ground game for the second consecutive season, narrowly missing the 1,000-yard mark with 950 yards. Watters posted 10 rushing TDs during the season and then set an NFL single-game playoff record with a five TD outburst vs. the New York Giants.

**WR Jerry Rice** posted one of his best seasons, recording 98 receptions for 1,503 yards and 15 touchdowns on his way to being named NFL Offensive Player-of-the-Year by the Associated Press. He also received the team's Len Eshmont Award.

Defensively, **DT Dana Stubblefield** was named the NFL Defensive Rookie-of-the-Year, capping a season in which he registered 10.5 sacks. **LB Bill Romanowski** (105) and **S Tim McDonald** (91) topped the team in tackles.

Young, Rice and McDonald were selected to the Pro Bowl, joining **T Harris Barton**, **G Guy McIntyre**, **TE Brent Jones** and **C Jesse Sapolu** with that honor.

**1994** - The 1994 San Francisco 49ers completed one of the most impressive seasons in NFL history by capturing their NFL-record fifth Super Bowl Championship at Joe Robbie Stadium in Miami. San Francisco defeated the San Diego Chargers 49-26 in Super Bowl XXIX to put the finishing touches on a 16-3 season and win an unprecedented fifth Vince Lombardi Trophy.

The offseason started on a high note. Despite facing an NFL-imposed salary cap in 1994, the 49ers still managed to sign such veteran free agents as **LB Ken Norton Jr.**, **LB Gary Plummer**, **DE Tim Harris**, **DE Charles Mann**, **DE Richard Dent**, **LB Rickey Jackson**, **C Bart Oates**, **WR Ed McCaffrey** and **CB Toi Cook**. Then, after some draft day maneuvering, San Francisco came away with two first round picks in **DT Bryant Young** and **FB William Floyd**.



Injuries, however, played a key factor early in the campaign. By the end of the second game in Kansas City, the 49ers had lost most of their starting offensive line, as well as the services of Dent, their top pass-rusher to various injuries.

Despite signing **CB Deion Sanders** prior to Week 3, the problems continued. Still playing with a decimated line, San Francisco suffered its worst loss in almost 14 years when it dropped a 40-8 decision to the Philadelphia Eagles in Week 5 at Candlestick Park.

The season turned around the following Sunday at Detroit when the 49ers, trailing 14-0 at one point, rallied to defeat the Lions 27-21. That win started a winning streak that extended 10 games and saw the 49ers finish 13-1 and win the Super Bowl.

Among the other highlights from the 1994 season, the 49ers' offense was one of the most potent ever. During the 16-game regular season, the 49ers scored a team-record 505 points, a total that ranks as the fourth-highest total in NFL history. The 31.6 points per game average also established a team record. In addition, San Francisco scored 66 touchdowns, shattering the previous team mark of 61.

**QB Steve Young** recorded one of the finest seasons in NFL history. He set a league record with a QB rating of 112.8 and became the first player in NFL history to lead the league in passing four consecutive seasons. He also set team records for completion percentage (70.2) and touchdown passes (35). In Super Bowl XXIX, he passed for a record six touchdowns, while being named the game's MVP.

Rookie **Floyd** emerged as one of the league's brightest young stars, rushing for 305 yards and six TDs. The 49ers went 10-1 after he was named to the starting lineup in Week 6 at Detroit. Young finished third on the team in rushing with 293 yards and led the team with seven rushing touchdowns.

**WR Jerry Rice** set a team record 112 receptions for 1,499 yards and 13 touchdowns. However, his shining moment came in Week 1 vs. the Los Angeles Raiders when he eclipsed **Jim Brown's** all-time touchdown mark with 127. **Norton Jr.** led the 49ers with 92 total tackles and 79 solo stops. **S Merton Hanks** placed second with 79 tackles (66-13) while leading the team with seven interceptions. **DT Dana Stubblefield's** 8.5 sacks and 53.5 sack yards led the squad for the second consecutive season. And finally, Sanders, who joined the team in Week 3, shattered the team record with an NFL-high 303 interception return yards on six thefts. Among his three returns for TDs (tying a team mark) were efforts of 93, 90 and 74 yards. He was named the NFL Defensive Player-of-the-Year as well as a starter in the Pro Bowl. Other Pro Bowl selections included **Young, Rice, TE Brent Jones, Oates, G Jesse Sapolu, Hanks, Stubblefield, S Tim McDonald** and **RB Ricky Watters. CB Eric Davis** had a team-leading 22 passes defended during the regular season and four interceptions in the playoffs.

**1995** - San Francisco once again captured the NFC West Championship, despite battling through a season in which injuries wreaked havoc time and again. Among the key contributors who were sidelined during the campaign were starting **FB William Floyd**, whose season ended with a severe knee injury in the October 29 New Orleans game, and **QB Steve Young**, who missed five games with a shoulder injury.

Those injuries, in addition to several others in the offensive line throughout the season, would have crippled most teams; however, the 1995 49ers established a reputation as one of the grittiest in team history. The defensive unit created a new aggressive identity, finishing the season ranked No. 1 in the NFL. Not only did it lead the league in scoring defense, it set team records for fewest rushing yards allowed (1,061) and fewest rushing yards per game (66.3).

San Francisco's defense also excelled in takeaways, forcing a total of 34, including a team-record seven (five interceptions, two fumbles) that resulted in touchdowns. Among the standout performers were Pro Bowl selections **CB Eric Davis, FS Merton Hanks** and **SS Tim McDonald**, marking the second consecutive season the 49ers secondary included three Pro Bowl picks. **LB Ken Norton Jr.** racked up 127 tackles and set a team single-game record by returning two interceptions for TDs at St. Louis. **LB Lee Woodall** and **DT Dana Stubblefield** rounded out the Niners' Pro Bowl defensive players.

Offensively, **WR Jerry Rice** posted the finest of his legendary 11 seasons with the 49ers. He became the NFL's career leader with 942 receptions and 15,123 yards, while also establishing the league's single-season standard with 1,848 yards. He was named as a starter in the Pro Bowl for the 10th consecutive season.

**Young**, who returned to quarterback the team for the final four regular-season games, was also selected to the Pro Bowl, as was **TE Brent Jones**, who made the squad as an alternate.

One of the highlights of the season was the emergence of **QB Elvis Grbac**. Playing in place of the injured **Young**, he directed the Niners to three of their biggest wins of the season at St. Louis, at eventual world champion Dallas and at Miami.

Floyd was the recipient of the team's Len Eshmont Award.

**1996** - One streak continued and another ended for San Francisco in 1996. With a 12-4 record, the 49ers reached double digits in the win column for the 14th consecutive season, the longest streak in the NFL. However, the upstart Carolina Panthers unseated the Niners as NFC West champions, ending their four-year reign. San Francisco remained one of the league's most dangerous teams with an aggressive defense and a productive offense.

Despite losing **QB Steve Young** for four full games and parts of four others with various injuries, the 49ers offense ranked second in the NFC with 398 points and sixth in the NFL in total offense. **WR Jerry Rice** became the first player in NFL history to record four 100-catch seasons after making a league-high 108 receptions for 1,254 yards. The 12-year veteran earned his NFL record-tying 11th Pro Bowl invitation and was a first team All-Pro selection. **Young** won his fifth NFL passing title with a QB rating of 97.2 and was named to the Pro Bowl for the fifth consecutive season.



Defensively, the 49ers had the league's most imposing pass rushing trio in **DE Roy Barker**, **DT Bryant Young** and **DE Chris Doleman**. Barker finished fourth in the NFC with 12.5 sacks, while Doleman's 11 sacks moved him into seventh on the NFL's career list with 115.5. Young was named a starter on the NFC Pro Bowl team and earned first-team All-Pro honors after posting 11.5 sacks and 85 tackles. He also claimed the 49ers' Len Eshmont Award as the team's most inspirational and courageous player. The third-year veteran was joined on the Pro Bowl team by **FS Merton Hanks**, who was invited for the third consecutive season.

As usual, Rice's assault on the record books continued. He became the first player in NFL history to register 1,000 career receptions and 16,000 receiving yards. Rice also surpassed **K Ray Wersching** as the team's all-time leading scorer with 982 points.

**1997** - Although they appeared vulnerable after first week injuries to **QB Steve Young** and **WR Jerry Rice**, the San Francisco 49ers rallied under the direction of rookie head coach **Steve Mariucci**, reclaimed the NFC West title and advanced to the NFC Championship Game. The 49ers finished with a 13-3 mark, including an 11-game winning streak, despite losing Rice for all but two games. They did it behind a new-found running attack and the league's top-ranked defense.

Mariucci became one of 13 head coaches since the NFL-AFL merger in 1970 to lead his team to a division title in his rookie season, and he was the fourth to do it directly out of the college ranks. The former University of California skipper established an NFL record for consecutive wins by a rookie head coach with an 11-game streak (games 2-12). The 49ers claimed their 13th NFC West title in 17 years and posted 10-or-more wins for the 15th consecutive season.

Young suffered a concussion against Tampa Bay on opening day, but remained healthy throughout the season and claimed his NFL record-tying (Sammy Baugh) sixth league passing title with a rating of 104.7. The 13-year veteran showed consistency while getting adjusted to a new coach, new running back and two young receivers. The 49ers made a commitment to a power rushing attack by signing **G Kevin Gogan** during the off-season. The additional size up front allowed the 49ers to finish fourth in the NFC in rushing yards. **RB Garrison Hearst** (1,019 yards) became the first 49er running back to rush for 1,000 yards since 1992. With Rice out, **WR Terrell Owens** and **WR J.J. Stokes** became the primary receiving targets. Owens led with 63 receptions for 936 yards and eight touchdowns, while Stokes posted 58 receptions for 733 yards and four touchdowns. Rice returned for one game against Denver (12-15) and helped the 49ers clinch home field advantage throughout the playoffs with a 34-17 win. Rice became the first non-kicker in league history to reach 1,000 points with a 14-yard touchdown catch in the second quarter of the Broncos contest.

The 49er defense led the league in total yards allowed (250.8), finished second in takeaways (41) and was tied for third in sacks (54). They helped carry the burden as the offense adjusted to new personnel. For the second consecutive season, the 49ers had three players reach double figures in sacks. **DT Dana Stubblefield** (15.0), **DE Chris Doleman** (12.0) and **LB Kevin Greene** (10.5) led the sack attack. Stubblefield finished second in the league in sacks and was named NFL Defensive Player-of-the-Year by the Associated Press and earned the Len Eshmont Award as the team's most inspirational player. Of the seven 49ers named to the Pro Bowl, five were from the defense. Stubblefield was joined by Doleman, **FS Merton Hanks**, **LB Lee Woodall** and **LB Ken Norton Jr.** Gogan and Young were San Francisco's offensive selections.

**1998** - Led by one of the most productive offenses in team and league history, San Francisco posted its 16th consecutive winning season and remained one of the NFL's elite teams. Behind the strong arm of **QB Steve Young**, the powerful legs of **RB Garrison Hearst** and the triple-threat receiving corps of **WR Jerry Rice**, **WR Terrell Owens** and **WR J.J. Stokes**, the 49ers rolled to a 12-4 regular season mark and an appearance in the NFC Divisional Playoff Game.

Young opened the season in sizzling fashion. The 14-year veteran established an NFL record by throwing for over 300 yards in six consecutive games, breaking the previous record of five held by former 49ers **QB Joe Montana**. Young finished the season completing 322-of-517 (62.3) passes for 4,170 yards and 36 touchdowns. His final passing rating of 101.1 marked the seventh consecutive season he has surpassed the 100-point barrier and earned him his seventh consecutive trip to the Pro Bowl.

The 49ers offensive line, led by Pro Bowl **G Kevin Gogan**, paved the way for Hearst's record setting season. Hearst, and his team-record and career-high 1,570 yards rushing, were a major reason the 49ers led the NFL in rushing. His 198-yard performance against the New York Giants on *Monday Night Football* also was a team-record and a personal-best. His four plays of 70 yards or more led the league and helped earn him his first career Pro Bowl Selection.

The 49ers receiving corps was in the capable hands of Rice, Owens and Stokes. Rice, returning from a serious knee injury in 1997, earned his 12th career Pro Bowl nomination and finished with a team-high 82 receptions for 1,157 yards and nine touchdowns. The athletic Owens asserted himself among the league's best receivers and brightest young stars by catching 67 passes for 1,097 yards and 14 touchdowns. Stokes caught a career-best 63 passes for 770 yards and eight touchdowns.

The 49ers defense was paced by the inspiring play of **DT Bryant Young**. Young was having an exceptional season with 54 tackles and 9.5 sacks before suffering a season-ending leg injury against the New York Giants on *Monday Night Football*. Young was still named Eshmont Award winner although missing the final four regular season games. **LB Winfred Tubbs**, in his first season with the 49ers, earned his first career Pro Bowl nomination after finishing with 112 tackles. **CB Darnell Walker**, **FS Merton Hanks**, **S Zack Bronson** and **S Tim McDonald** led the team with four interceptions each.



## ALL-TIME 49ERS COACHES

- ALBERT, Frank C., (Frankie)** - (Stanford)  
Head Coach - 1956-58  
Assistant - 1955 (Backfield tutor)
- ALSMAN, Ed** - (Washington)  
Special Teams - 1976-77
- ATKINS, Bill** - (Auburn)  
Defensive Secondary - 1976
- ATTAWAY, Jerry** - (Cal-State Sacramento)  
Physical Development Coordinator - 1983-Current
- BANASZEK, Cas** - (Northwestern)  
Assistant Offensive Line - 1981
- BARNES, Michael** - (New York-Cortland)  
Strength Development - 1994-Current
- BATTA, Tom** - (Kent State)  
Tight Ends - 1999
- BEAKE, Chris** - (Air Force)  
Defensive Quality Control - 1999
- BENGSTON, Phil** - (Minnesota)  
Defensive Coach - 1951-58
- BOARD, Dwaine** - (North Carolina A&T)  
Defensive Line Coach - 1994-Current  
Defensive Line Asst. - 1990-93
- BROOKS, Rich** - (Oregon State)  
Defensive Backs/Kickers - 1975
- BROWN, Greg** - (UTEP)  
Defensive Backs - 1999
- CARR, Jimmy** - (Morris Harvey)  
Defensive Backs - 1978
- CARROLL, Pete** - (Pacific)  
Defensive Coordinator - 1995-96
- CAVANAUGH, Matt** - (Pittsburgh)  
Quarterbacks - 1996
- CHRISTIANSEN, Jack** - (Colorado State)  
Head Coach - 1963-67  
Defensive Backs - 1959-63
- CLARK, Monte** - (Southern California)  
Head Coach - 1976
- COLCHICO, Dan** - (San Jose State)  
Assistant Coach - 1967
- COSLET, Bruce** - (Pacific)  
Tight Ends - 1980
- DAHLEN, Neal** - (San Jose State)  
Coaching Administrator - 1979-95
- DAVID, Jim** - (Colorado State)  
Defensive Backs - 1964-66
- DUNCAN, Mark** - (Denver)  
Defensive Backs - 1955-62
- ENRIGHT, Dick** - (Southern California)  
Offensive Line - 1976
- ERBER, Lew** - (Montana State)  
Blocking/Kicking - 1975
- ERDELATZ, Eddie** - (St. Mary's)  
Assistant - 1948-49
- FISHER, Jeff** - (Southern California)  
Defensive Backs - 1992-93
- FRANKLIN, Chet** - (Utah)  
Special Teams/Defensive Backs - 1971-74
- GANSZ, Frank** - (Navy)  
Special Teams - 1978
- GERHART, Doug** - (Occidental)  
Quarterbacks/Offensive Backs - 1976-77
- GIDDINGS, Mike** - (California)  
Linebackers - 1968-73
- GREEN, Dennis** - (Iowa)  
Receivers - 1986-88  
Receivers/Special Teams - 1979
- HACKETT, Paul** - (UC Davis)  
Quarterbacks/Receivers - 1983-85
- HART, Tommy** - (Morris Brown)  
Defensive Assistant - 1983-91
- HECKER, Norb** - (Baldwin-Wallace)  
Linebackers - 1979-86
- HEINRICH, Don** - (Washington)  
Quarterbacks/Receivers - 1974-75  
Defensive Secondary - 1971-73
- HICKEY, W., Howard (Red)** - (Arkansas)  
Head Coach - 1959-63  
Offensive Backs, Ends - 1955-58
- HILL, Jaime** - (San Francisco State)  
Defensive Quality Control - 1997-1998
- HOLLWAY, Bob** - (Michigan)  
Defensive Line - 1975
- HOLMGREN, Mike** - (Southern California)  
Offensive Coordinator - 1986-91
- HOLMOE, Tom** - (Brigham Young)  
Defensive Backs - 1994-95
- HOLOVAK, Mike** - (Boston College)  
Offensive Backfield - 1969
- HUGHES, Ed** - (Tulsa)  
Chief of Offense/Backs - 1968-70
- JACKSON, Carl** - (Prairie View A&M)  
Running Backs - 1992-96
- JOHNSON, Bill** - (Tyler JC)  
Chief of Offense - 1955-67
- KIRKSEY, Larry** - (Eastern Kentucky)  
Receivers - 1994-Current
- KNAPP, Greg** - (Sacramento State)  
Quarterbacks - 1998-Current  
Offensive Quality Control - 1995-97
- KUBIAK, Gary** - (Texas A&M)  
Quarterbacks - 1994
- LAVAN, Al** - (Colorado State)  
Running Backs - 1989-90
- LAWSON, Jim** - (Stanford)  
Assistant - 1946-54
- LEGGETT, Earl** - (Louisiana State)  
Defensive Line - 1978
- LEWIS, Sherman** - (Michigan State)  
Receivers - 1983-91
- LITTLE, Steve** - (Iowa State)  
Physical Development Asst. - 1993
- LOWRY, Alan** - (Texas)  
Special Teams - 1992-95
- LYNN, Johnnie** - (UCLA)  
Defensive Backs - 1996
- MARIUCCI, Steve** - (Northern Michigan)  
Head Coach - 1997-Current
- MARSHALL, John** - (Washington State)  
Defensive Coordinator - 1997-1998  
Linebackers - 1989-96



- MATTHEWS, Bill** - (Southern)  
Running Backs - 1979-82
- MAXIE, Brett** - (Texas Southern)  
Defensive Assistant - 1999
- MCCULLEY, Pete** - (Louisiana Tech)  
Head Coach - 1978
- MCKITTRICK, Bobb** - (Oregon State)  
Offensive Line - 1979-Current
- MCPHERSON, Bill** - (Santa Clara)  
Linebackers/Defensive Line/  
Defensive Coordinator/Asst. Head  
Coach/Defensive Asst. - 1979-Current
- MEYER, Ken** - (Denison)  
Head Coach - 1977  
Offensive Backfield - 1968
- MILLER, Burnie** - (Wofford)  
Defensive Backs - 1970
- MORA, Jim** - (University of Washington)  
Defensive Backs - 1997-Current  
Defensive Coordinator - 1999
- MORNHINWEG, Marty** - (University of  
Montana)  
Offensive Coordinator - 1997-Current
- MORRIS, Pat** - (Southern California)  
Tight Ends/Assistant Offensive Line - 1997-98  
Offensive Line - 1999
- MUDD, Howard** - (Hillsdale)  
Offensive Line - 1977
- MYERS, Jack** - (UCLA)  
Assistant - 1963
- NOLAN, Dick** - (Maryland)  
Head Coach - 1968-75
- O'CONNOR, Fred** - (East Stroudsburg State)  
Head Coach (final 7 games) - 1978  
Offensive Coordinator - 1978
- PARIANI, Brian** - (UCLA)  
Offensive Coaches Assistant - 1992-94
- PELINI, Mark (Bo)** - (Ohio State)  
Defensive Assistant - 1994-96
- PERRY, Joe** - (Compton JC)  
Kicking/Game Scout - 1968-69
- PETERS, Floyd** - (San Francisco State)  
Defensive Line - 1976-77
- RADAKOVICH, Dann** - (Penn State)  
Defensive Coordinator/Linebackers - 1978
- RATHMAN, Tom** - (Nebraska)  
Running Backs - 1997-Current  
Running Backs/Tight Ends Asst. - 1996
- RAYE, Jimmy** - (Michigan State)  
Receivers - 1977
- RHODES, Ray** - (Tulsa)  
Defensive Coordinator - 1994  
Defensive Backs - 1981-91
- RUFFO, Al** - (Santa Clara)  
Assistant Coach - 1946-47
- SCOVIL, Doug** - (Pacific)  
Special Teams/Offensive Backs - 1970-75
- SEIFERT, George** - (Utah)  
Head Coach - 1989-96  
Defensive Coordinator - 1980-88
- SHANAHAN, Mike** - (Eastern Illinois)  
Offensive Coordinator - 1992-94
- SHAW, Bob** - (Ohio State)  
Assistant Coach - 1959
- SHERMAN, Ray** - (Fresno State)  
Receivers - 1991-93
- SHOFNER, Jim** - (Texas Christian)  
Defensive Backs - 1977  
Receivers/Quarterbacks - 1970-73  
Defensive Backs - 1967-69
- SMITH, Richard** - (Fresno State)  
Linebackers - 1997-Current
- SOLARI, Mike** - (San Diego State)  
Tight Ends/Asst. Offensive Line - 1992-96
- SPAVITAL, Jim** - (Oklahoma State)  
Running Backs - 1976
- STANFEL, Dick** - (San Francisco)  
Offensive Coordinator/Offensive Line -  
1971-75
- STECKEL, Les** - (Kansas)  
Receivers - 1978
- STEWART, George** - (Arkansas)  
Special Teams Coordinator - 1996-Current
- STILES, Lynn** - (Utah)  
Special Teams/Tight Ends/Offensive Line  
Asst. - 1987-91
- STRADER, Norman P., (Red)** - St. Mary's  
Head Coach - 1955  
Asst. Coach/Chief Scout - 1952
- STUDLEY, Chuck** - (Illinois)  
Defensive Coordinator - 1979-82
- SUGARMAN, Andy** - (California)  
Offensive Quality Control - 1998-Current
- TAYLOR, Chuck** - (Stanford)  
Assistant Coach - 1950
- TITTLE, Y.A.** - (Louisiana State)  
Offensive Consultant - 1965-69
- TRESTMAN, Marc** - (Minnesota)  
Offensive Coordinator - 1995-96
- VERMEL, Al** - (Utah State)  
Strength & Conditioning - 1979-82
- VETRANO, Joe** - (Southern Mississippi)  
Assistant Coach - 1953-56
- VONAPPEN, Fred** - (Linfield)  
Defensive Line - 1987-88  
Special Teams - 1983-86
- VORIS, Dick** - (San Jose State)  
Assistant Coach - 1963-67
- WALSH, Bill** - (San Jose State)  
Asst. to Coaching Staff - 1996  
Head Coach - 1979-88
- WHITE, Mike** - (California)  
Administrative Asst./Offensive Line - 1978-79
- WILSON, Billy** - (San Jose State)  
Assistant Coach - 1961-62  
Offensive End Coach - 1964-67
- WIGGIN, Paul** - (Stanford)  
Defensive Coordinator/Line - 1974  
Defensive Line - 1968-73
- WRIGHT, Eric** - (Missouri)  
Defensive Backs Assistant - 1991-93
- WYCHE, Sam** - (Furman)  
Quarterbacks - 1979-82
- ZEMAN, Bob** - (Wisconsin)  
Linebackers - 1989-93
- ZWAHLEN, Ernie** - (Oregon State)  
Offensive Line - 1968-70



# 49ERS' ALL-TIME ROSTER (1946-98)

\*Indicates player was 49ers draft choice.

## - A -

- Abramowicz, Danny, WR, Xavier (Ohio), 1973-74
- Albert, Frank, QB, Stanford, 1946-52
- Aldridge, Ben, HB, Oklahoma State, 1952
- \* Aldridge, Jerry, RB, Angelo State, 1980
- \* Alexander, Kermit, HB, UCLA, 1963-69
- Allen, Nate, CB, Texas Southern, 1975
- Anderson, Gary, K, Syracuse, 1997
- Anderson, Terry, WR, Bethune-Cookman, 1980
- \* Anderson, Tim, S, Ohio State, 1975
- Anthony, Charles, DB, UNLV, 1996
- \* Arenas, Joe, HB, Omaha, 1951-57
- Asmus, Jim, P, Hawaii, 1987
- \* Atkins, Bill, HB, Auburn, 1958-59
- \* Atkins, Dave, RB, Texas-El Paso, 1973
- Audick, Dan, T-G, Hawaii, 1981-82
- \* Ayers, John, G, West Texas State, 1976-86

## - B -

- \* Babb, Gene, FB, Austin, 1957-58
- \* Babcock, Harry, E, Georgia, 1953-55
- \* Bahnsen, Ken, FB, North Texas State, 1953
- Bahr, Matt, K, Penn State, 1981
- \* Baker, Dave, HB, Oklahoma, 1959-61
- \* Baker, Wayne, DT, Brigham Young, 1975
- Balatti, Ed, E, Oakland High (Calif.), 1946-48
- Baldassin, Mike, LB, Washington, 1977-78
- Baldwin, John, C, Centenary, 1947
- \* Bamaszek, Cas, T, Northwestern, 1967-77
- Banducci, Bruno, G, Stanford, 1946-54
- \* Barber, Mike, WR, Marshall, 1989
- Barker, Roy, DE, North Carolina, 1996-98
- \* Barnes, Larry, FB, Colorado, 1957
- Barnett, Oliver, DL, Kentucky, 1995
- \* Barrett, Jean, T, Tulsa, 1973-80
- Bartolo, Steve, RB, Colorado State, 1988
- \* Barton, Harris, T, North Carolina, 1987-98
- Bassi, Dick, G, Santa Clara, 1946-47
- Beach, Sanjay, WR, Colorado State, 1991, 93
- Beals, Alyn, E, Santa Clara, 1946-51
- \* Beard, Ed, LB, Tennessee, 1965-72
- \* Beasley, Fred, FB, Auburn, 1998
- \* Beasley, Terry, WR, Auburn, 1972-75
- Beatty, Ed, C, Mississippi, 1955-56
- Beeson, Terry, LB, Kansas, 1982
- Beisler, Randy, G-T, Indiana, 1969-74
- Belser, Ceasar, LB, Arkansas AM&N, 1974
- \* Belk, Bill, DE, Maryland State, 1968-74
- Benefield, Daved, LB, Cal State Northridge, 1996
- Benjamin, Guy, QB, Stanford, 1981-83
- Bentz, Roman, T, Tulane, 1948
- \* Berry, Rex, HB, Brigham Young, 1951-56
- \* Bettiga, Mike, WR, Humboldt State, 1973
- \* Beverly, Ed, WR, Arizona State, 1973
- \* Black, Stan, DB, Mississippi State, 1977
- Blackmore, Richard, CB, Mississippi State, 1983
- Blevins, Tony, S, Kansas, 1998
- Blount, Ed, QB, Washington State, 1987
- \* Blue, Forrest, C, Auburn, 1968-74
- Board, Dwaine, DE, North Carolina A&T, 1979-88
- \* Boatswain, Harry, T, New Haven, 1991-94
- \* Bollinger, Brian, G, North Carolina, 1992-94
- Bonham, Shane, DT, Tennessee, 1998
- Bono, Steve, QB, UCLA, 1989-93
- Boone, J.R., HB, Tulsa, 1952
- \* Bosley, Bruce, C-G, West Virginia, 1956-68
- Bouza, Matt, WR, California, 1981
- Bowles, Todd, S, Temple, 1991
- \* Boyd, Elmo, WR, Eastern Kentucky, 1978
- Boyd, Greg, DE, Washington, 1985
- Boykin, Greg, FB, Northwestern, 1978
- Bradford, Vincent, LB, Arkansas, 1997-98
- Bradley, Ed, LB, Wake Forest, 1977-78
- Braggionier, Dennis, DB, Stanford, 1974
- Brandes, John, TE, Cameron, 1993
- Brandon, Michael, DE, 1995-96
- \* Bregel, Jeff, G, USC, 1987-89
- \* Brien, Doug, K, California, 1994-95
- Bristor, John, S, Waynesburg, 1979
- Britt, Charlie, HB, Georgia, 1964
- Brock, Clyde, T, Utah State, 1963
- Brockhaus, Jeff, K, Missouri, 1987
- \* Brodie, John, QB, Stanford, 1957-73
- Brohm, Jeff, QB, Louisville, 1996-97
- Bronson, Zack, S, McNeesee State, 1997-98
- \* Brooks, Chet, DB, Texas A & M, 1988-90
- \* Brown, Dennis, DE, Washington, 1990-96
- \* Brown, Hardy, LB, Tulsa, 1951-56
- \* Brown, Jamie, T, Florida A&M, 1998
- \* Brown, Pete, C, Georgia Tech, 1953-54
- Brown, Ray, G, Arkansas State, 1996-98
- Brown, Ray, RB, South Carolina, 1987
- Browner, Keith, LB, USC, 1987
- Bruce, Gail, E, Washington, 1948-52
- Bruer, Bob, TE, Mankato State, 1979-80
- Brumfield, Jackson, E, Southern Mississippi, 1954
- Bruney, Fred, HB, Ohio State, 1953, 1956
- Bryant, Bob, T, Texas Tech, 1946-49
- Bryant, Junior, DT, Notre Dame, 1995-98
- Buckley, Curtis, S, East Texas State, 1996-98
- Buckner, Brentson, DT, Clemson, 1998
- \* Bull, Scott, QB, Arkansas, 1976-78
- \* Bungalow, Ken, T, Missouri, 1980
- \* Bunz, Dan, LB, Long Beach State, 1978-84
- \* Burke, Don, LB, USC, 1950-54
- \* Burke, Vern, E, Oregon State, 1965
- \* Burns, Mike, DB, USC, 1977
- Burt, Jim, NT, Miami (Fla.), 1989-91
- Butler, John, S, Principia, 1987

## - C -

- Caldwell, Mike, WR, California, 1996
- Calhoun, Mike, DT, Notre Dame, 1980
- Caliguire, Dean, C, Pittsburgh, 1991
- Calvelli, Tony, C, Stanford, 1949
- \* Campbell, Carter, LB, Weber State, 1970
- \* Campbell, Marion, T, Georgia, 1954-55
- \* Campora, Don, T, Pacific, 1950, 1952
- \* Canley, Sheldon, RB, San Jose State, 1991-92
- \* Carapella, Al, T, Miami (Fla.), 1951-55
- Carolan, Brett, TE, Washington State, 1994-95
- Carpenter, John, T, Michigan, 1949
- Carr, Earl, RB, Florida, 1978
- Carr, Eddie, HB, Olney High (Pa.), 1947-49
- \* Carr, Paul, LB, Houston, 1955-58
- \* Carter, Dexter, RB, Florida State, 1990-94; 95-96
- \* Carter, Michael, NT, Southern Methodist, 1984-92
- Casanega, Ken, HB, Santa Clara, 1946, 1948
- \* Casey, Bernie, E, Bowling Green, 1961-66
- \* Cason, Jim, HB, LSU, 1948-52, 1954
- Cassara, Frank, FB, St. Mary's, 1954
- Catheart, Royal, HB, Santa Barbara State, 1950
- Catheart, Sam, HB, Santa Barbara State, 1949-50, 1952
- Cavallo, Tom, LB, Louisville, 1997
- Cavanaugh, Matt, QB, Pittsburgh, 1983-85
- Ceresino, Gordy, LB, Stanford, 1979



- \* Cerne, Joe, C. Northwestern. 1965-67
- Chandler, Wes, WR. Florida. 1988
- \* Chapple, Jack, LB. Stanford. 1965
- \* Cherry, Tony, RB. Oregon. 1986-87
- Choma, John, G-C. Virginia. 1981-83
- \* Churchman, Ricky, S. Texas. 1980-81
- \* Clark, Bryan, QB. Michigan State. 1982-83
- Clark, Don, G. USC. 1948-49
- \* Clark, Dwight, WR. Clemson. 1979-87
- \* Clark, Greg, TE. Stanford. 1997-98
- Clark, Mario, CB. Oregon. 1984
- Clark, Mike, DE. Florida. 1982
- \* Clark, Monte, T. USC. 1959-61
- Cline, Tony, DE. Miami (Fla.). 1976
- Cochran, Mark, T. Baylor. 1987
- Cofer, Mike, K. North Carolina State. 1988-93
- \* Colchieo, Dan, E. San Jose State. 1960-64-67
- \* Collett, Elmer, G. San Francisco State. 1967-72
- \* Collie, Bruce, T-G. Texas-Arlington. 1985-89, 1992
- \* Collier, Floyd, T. San Jose State. 1948
- Collier, Tim, CB. East Texas State. 1982-84
- Collins, Glen, DE. Mississippi State. 1987
- \* Collins, Greg, LB. Notre Dame. 1975
- \* Collins, Ray, T. LSU. 1950-52
- Comeaux, Darren, LB. Arizona State. 1987
- Conklin, Cary, QB. Washington. 1995
- Conlee, Gerry, C. St. Mary's. 1946-47
- \* Connell, Mike, P. Cincinnati. 1978
- Conner, Clyde, E. Pacific. 1956-63
- \* Connolly, Ted, G. Santa Clara-Tulsa. 1954, 1956-62
- Cook, Toi, DB. Stanford. 1994
- Cooke, Bill, DE. Massachusetts (Amherst). 1976
- Cooper, Adrian, TE. Oklahoma. 1996
- \* Cooper, Bill, FB. Muskingum. 1961-64
- \* Cooper, Earl, FB-TE. Rice. 1980-85
- Cooper, George, LB. Michigan State. 1987
- Cordileone, Lou, G-LB. Clemson. 1961
- Cornelius, Charles, DB. Bethune Cookman. 1979-80
- Courtney, Matt, S. Idaho State. 1987
- Cousineau, Tom, LB. Ohio State. 1986-87
- Cowlings, Al, DE. USC. 1979
- Cox, Greg, S. San Jose State. 1988, 1990-91
- \* Cox, James, G. Stanford. 1948
- \* Craig, Roger, RB. Nebraska. 1983-90
- Crawford, Derrick, WR. Memphis State. 1986
- Cribbs, Joe, RB. Auburn. 1986-87
- Crist, Chuck, DB. Penn State. 1978
- Cross, Bob, T. Kilgore J.C.. 1956-57
- \* Cross, Randy, G-C. UCLA. 1976-88
- Crow, John David, HB. Texas A&M. 1965-68
- Crowe, Paul, HB. St. Mary's. 1948
- Crowell, Otis, T. Hardin-Simmons. 1947
- Cullity, Dave, T. Utah. 1989
- \* Cunningham, Doug, RB. Mississippi. 1967-73

## - D -

- Dahms, Tom, T. San Diego State. 1957
- \* Dalman, Chris, Stanford. 1993-98
- Daniels, Clem, RB. Prairie View. 1968
- \* Daughtery, Bob, HB. Tulsa. 1966-67
- \* Davis, Eric, DB. Jacksonville State. 1990-95
- Davis, Johnny, FB. Alabama. 1981
- Davis, Kyle, C. Oklahoma. 1978
- \* Davis, Tommy, K. LSU. 1959-69
- \* Dean, Floyd, LB. Florida. 1963-64
- Dean, Fred, DE. Louisiana Tech. 1981-85
- Dean, Kevin, LB. Texas Christian. 1987
- DeBerg, Steve, QB. San Jose State. 1977-80
- Deese, Derrick, G/T. USC. 1992-98
- \* DeLong, Keith, LB. Tennessee. 1989-93
- Dent, Richard, DE. Tennessee State. 1994
- Detmer, Ty, QB. BYU. 1998
- Dixon, Al, TE. Iowa State. 1984

- Dodge, Dedrick, S. Florida State. 1994-96
- Doleman, Chris, DE. Pittsburgh. 1996-98
- Domres, Marty, QB. Columbia. 1976
- \* Donahue, Mitch, LB. Wyoming. 1991-92
- \* Donnelly, George, DB. Illinois. 1965-67
- \* Donohue, Leon, T. San Jose State. 1962-64
- \* Dove, Eddie, HB. Colorado. 1959-62
- \* Dow, Harley, G. San Jose State. 1950
- \* Dowdle, Mike, LB. Texas. 1963-65
- \* Downing, Walt, C-G. Michigan. 1978-83
- Downs, Bob, HB. Northwestern. 1962-66
- Drake, Joe, NT. Arizona. 1987
- \* Drakeford, Tyrone, DB. Virginia Tech. 1994-97
- Dressel, Chris, TE. Stanford. 1987-92
- \* Druckenmiller, Jim, QB. Virginia Tech. 1997-98
- DuBose, Doug, RB. Nebraska. 1987-88
- \* Dugan, Fred, E. Dayton. 1958-59
- Duncan, Maury, QB. San Francisco State. 1954-55
- Dunty, Tony, DB. Minnesota. 1979
- Durdan, Don, HB. Oregon State. 1946-47
- Durham, Darius, WR. San Diego State. 1983
- Durrette, Michael, G. West Virginia. 1986-87

## - E -

- Easley, Walt, FB. West Virginia. 1981-82
- \* Edwards, Earl, DT. Wichita. 1969-72
- \* Edwards, Marc, RB. Notre Dame. 1997-98
- \* Elam, Cleveland, DE. Tennessee State. 1976-78
- Elia, Bruce, LB. Ohio State. 1976-78
- Elliott, Charles, T. Oregon. 1948
- Elliott, Lenvil, RB, N.E. Missouri State. 1979-81
- \* Ellison, Riki, LB. USC. 1983-89
- Elston, Art, C. South Carolina. 1946-48
- Enderle, Dick, G. Minnesota. 1976
- Endriss, Al, E. San Francisco State. 1952
- Ervins, Ricky, RB. Southern California. 1995
- Eshmont, Len, HB. Fordham. 1946-49
- Etcheverry, Sam, QB. Denver. 1963
- Etienne, LeRoy, LB. Nebraska. 1990
- Evans, Ray, G. Texas Western. 1949-50
- Evansen, Paul, G. Oregon State. 1948

## - F -

- \* Fagan, Kevin, DE. Miami (Fla.). 1987-93
- Fahnhorst, Jim, LB. Minnesota. 1984-90
- \* Fahnhorst, Keith, T. Minnesota. 1974-87
- Fann, Chad, TE. Florida A&M. 1997-98
- Faryniarz, Brett, LB. San Diego State. 1993
- Faylor, John, S. Santa Clara. 1987
- \* Feher, Nick, G. Georgia. 1951-54
- \* Ferrari, Ron, LB. Illinois. 1982-86
- Ferrell, Bob, RB. UCLA. 1976-80
- Fiore, Dave, T. Hofstra. 1996-98
- Fisk, Bill, E. USC. 1946-47
- \* Flagler, Terrence, RB. Clemson. 1987-89
- Flores, Mike, DE. Louisville. 1995
- \* Floyd, William, FB. Florida State. 1994-97
- Forrest, Ed, C. Santa Clara. 1946-47
- Foster, Roy, G. USC. 1991-93
- Fountain, Jamal, DE. Washington. 1995
- \* Francis, Phil, RB. Stanford. 1979-80
- Francis, Russ, TE. Oregon. 1982-87
- Franceschi, Pete, HB. San Francisco 1946
- \* Frank, John, TE. Ohio State. 1984-88
- Franz, Tracy, G. San Jose State. 1987
- Freitas, Jesse, QB. Santa Clara. 1946
- \* Fuller, Jeff, S-LB. Texas A&M. 1984-89
- \* Fuller, John, DB. Lamar Tech. 1946-72

## - G -

- Gagliano, Bob, QB. Utah State. 1986-87
- Gaiters, Bob, HB. New Mexico State. 1962-63
- Galiffa, Arnie, QB. Army. 1954



- Galigher, Ed, DT, UCLA, 1977-79
- \* Garlin, Don, HB, USC, 1949-50
- Garnett, Scott, NT, Washington, 1985
- Garrett, Len, TE, New Mexico Highlands, 1975
- Gash, Thane, S, East Tennessee State, 1992
- Gavric, Momcilo (Gabbo), K, Belgrade, 1969
- Gehrke, Fred, HB, Utah, 1950
- Gervais, Rick, S, Stanford, 1981-83
- Gilbert, Lewis, TE, Florida, 1980
- Givens, Reggie, LB, Penn State, 1998
- Gladney, Tony, WR, Nevada-Las Vegas, 1987
- Glover, Clyde, DE, Fresno State, 1987
- \* Goad, Paul, FB, Abilene Christian, 1956
- Gogan, Kevin, G, Washington, 1997-98
- Gordon, Steve, C, California, 1998
- \* Gonsoulin, Austin, DB, Baylor, 1967
- Gonzaga, John, T, Mt. Diablo High (Calif.), 1956-59
- \* Goss, Antonio, LB, North Carolina, 1989; 91-95
- Gossett, Bruce, K, Richmond, 1970-74
- Grant, Alan, CB, Stanford, 1992
- Gray, Tim, DB, Texas A&M, 1979
- \* Grbac, Elvis, QB, Michigan, 1993-96
- Green, Jacob, DE, Texas A & M, 1992
- Greene, Kevin, LB, Auburn, 1997
- Greenlee, Fritz, LB, Arizona, 1969
- Greer, Terry, WR, Alabama State, 1987-89
- Gregory, Garlin, G, Louisiana Tech, 1946-47
- Grgich, Visco, G, Santa Clara, 1946-52
- \* Griffin, Don, CB, Middle Tennessee State, 1986-93

## - H -

- Hadley, Ron, LB, Washington, 1987-88
- \* Haley, Charles, LB, James Madison, 1986-91, 98
- \* Hall, Dana, S, Washington, 1992-94
- Hall, Darryl, S, Washington, 1995
- Hall, Forrest, HB, San Francisco, 1948
- Hall, Parker, HB, Mississippi, 1946
- Hall, Rhett, DT, California, 1994
- \* Hall, Windian, S, Arizona State, 1972-75
- Handley, Dick, C, Fresno State, 1947
- \* Hanks, Merton, CB, Iowa, 1991-98
- \* Hanshaw, Tim, G, BYU, 1995-98
- \* Hantha, Bob, G, Kansas, 1954-55
- \* Hardman, Cedrick, DE, North Texas State, 1970-79
- \* Hardy, Adrian, CB, Northwestern State, 1993-94
- Hardy, Andre, FB, St. Mary's, 1987
- \* Hardy, Carroll, HB, Colorado, 1955
- \* Hardy, Edgar, G, Jackson State, 1973
- Hardy, Kevin, DT, Notre Dame, 1968
- Harkey, Lem, HB, Emporia State, 1955
- \* Harmon, Derrick, RB-KR, Cornell, 1984-86
- \* Harper, Willie, LB, Nebraska, 1973-83
- Harris, Joe, LB, Georgia Tech, 1978
- Harris, Mark, WR, Stanford, 1996-98
- Harris, Tim, LB, Memphis State, 1991-92; 94-95
- \* Harris, Tony, WR, Toledo, 1971
- \* Harrison, Bob, LB, Oklahoma, 1959-61, 1965-67
- Harrison, Dennis, DE, Vanderbilt, 1986
- \* Harrison, Kenny, WR, Southern Methodist, 1976-78
- \* Harrison, Martin, LB, Washington, 1990-93
- \* Hart, Tom, DE, Morris Brown, 1968-77
- \* Hart, Jeff, T, Oregon State, 1975
- \* Hart, John, DT, Iowa, 1981-83-86
- Hayes, Bob, WR, Florida A&M, 1975
- Hays, Harold, LB, Southern Mississippi, 1968-69
- \* Hazeltine, Matt, LB, California, 1955-68
- \* Hearst, Garrison, RB, Georgia, 1997-98
- Heller, Ron, TE, Oregon State, 1987-88
- \* Helton, Barry, P, Colorado, 1988-90
- \* Henderson, Keith, FB, Georgia, 1989-92
- Henderson, Thomas, LB, Langston, 1980
- \* Hendrickson, Steve, LB, California, 1989
- \* Henke, Ed, E, USC, 1951-52, 1955-60

## - I -

- Ifeanyi, Israel, DE-LB, USC, 1996
- \* Isenbarger, John, RB, Indiana, 1970-73
- Israel, Steve, CB, Pittsburgh, 1995-96

## - J -

- \* Jackson, Jim, HB, Western Illinois, 1966-67
- Jackson, Johnnie, S, Houston, 1989-92
- Jackson, Randy, RB, Wichita State, 1973
- Jackson, Rickey, DE/LB, Pittsburgh, 1994-95
- \* Jackson, Wilbur, RB, Alabama, 1974-79
- Jennings, Rick, WR, Maryland, 1977
- \* Jessup, Bill, E, USC, 1951-52, 1954-58
- Joelson, Greg, DE, Arizona State, 1991
- Johnson, Bill, C, Tyler J.C., 1948-56
- \* Johnson, Charlie, DT, Louisville, 1966-67
- Johnson, Charles, DB, Grambling, 1979-80
- Johnson, Eric, S, Washington State, 1979
- Johnson, Gary, DT, Grambling, 1984-85
- Johnson, James, LB, San Diego State, 1987
- \* Johnson, Jimmy, HB, UCLA, 1961-76
- Johnson, John Henry, HB, Arizona State, 1954-56
- Johnson, John, LB, Clemson, 1991-93
- Johnson, Kermit, RB, UCLA, 1975-76
- Johnson, Leo, WR, Tennessee State, 1969-70
- \* Johnson, Rudy, HB, Nebraska, 1964-65
- Johnson, Sammy, RB, North Carolina, 1974-76
- Jones, Arrington, FB, Winston-Salem, 1981
- Jones, Brent, TE, Santa Clara, 1987-97
- Jones, Larry, WR, N.E. Missouri State, 1978
- Jordan, Darin, LB, Northeastern, 1991-94
- Judie, Ed, LB, Northern Arizona, 1982-83
- Jury, Bob, S, Pittsburgh, 1978

## - K -

- \* Kammerer, Carl, LB, Pacific, 1961-62
- Keeble, Jerry, LB, Minnesota, 1987
- Keever, Carl, LB, Boise State, 1987
- Kelcher, Louie, NT, Southern Methodist, 1984
- Kelly, Gordon, LB, Georgia, 1960-61
- \* Kelly, Todd, DE, Tennessee, 1993-94
- Kelm, Larry, LB, Texas A&M, 1993
- Kemp, Jeff, QB, Dartmouth, 1986
- Kennedy, Allan, T, Washington State, 1981-84



- Kennedy, Sam, LB, San Jose State, 1988
- Kenny, Charles, G, San Francisco, 1947
- Kilgore, Jon, P, Auburn, 1969
- \* Kilmer, Bill, OB, UCLA, 1961-66
- Kimbrough, Elbert, HB, Northwestern, 1962-66
- Kirby, Terry, RB, Virginia, 1996-98
- Kirk, Randy, LB, San Diego State, 1996-98
- Knafelc, Gary, E, Colorado, 1963
- Knutson, Steve, G-T, USC, 1978
- Kopay, Dave, HB, Washington, 1964-67
- Korff, Mark, LB, Florida, 1987
- Kovach, Jim, LB, Kentucky, 1985
- \* Kraemer, Eldred, G, Pittsburgh, 1955
- Krahl, Jim, DT, Texas Tech, 1980
- \* Kramer, Kent, TE, Minnesota, 1966
- \* Krueger, Charles, DT, Texas A&M, 1959-73
- \* Krueger, Rolf, DE, Texas A&M, 1972-74
- \* Kugler, Pete, DT, Penn State, 1981-83, 1986-90
- Kuykendall, Fulton, LB, UCLA, 1985
- Kuzman, John, T, Fordham, 1946
- \* Kwalick, Ted, TE, Penn State, 1969-74
- Kyles, Troy, WR, Howard, 1992

## - L -

- \* LaBounty, Matt, DE, Oregon, 1992-93
- \* Lakes, Roland, DT, Wichita State, 1961-70
- \* Land, Fred, T, LSU, 1948
- Land, Mel, DE, Michigan State, 1980
- Langham, Antonio, CB, Alabama, 1998
- Larson, Bill, TE, Colorado State, 1975
- LaRose, Dan, DE, Missouri, 1965
- Lash, Jim, WR, Northwestern, 1976
- Latimer, Al, CB, Clemson, 1980
- \* Laughlin, Bud, FB, Kansas, 1955
- Lawrence, Amos, RB, North Carolina, 1981-82
- Lawson, Steve, G, Kansas, 1976
- \* LeCount, Terry, WR, Florida, 1978
- \* Ledyard, Hal, QB, UT-Chattanooga, 1953
- \* Lee, Amp, RB, Florida State, 1992-93
- \* Lee, Dwight, RB, Michigan State, 1968
- Lee, Kevin, WR, Alabama, 1996
- Lee, Mark, CB, Washington, 1991
- Legette, Tyrone, CB, Nebraska, 1998
- Leonard, Jim, C, Santa Clara, 1985
- \* Leonard, Tony, DB, Virginia Union, 1976
- \* Leopold, Bobby, LB, Notre Dame, 1980-83
- Levy, Chuck, RB, Arizona, 1997-98
- \* Lewis, Eddie, DB, Kansas, 1976-79
- \* Lewis, Gary, FB, Arizona State, 1964-69
- Lewis, Kevin, DB, Northwestern Louisiana, 1990-92
- \* Lewis, Ron, WR, Florida State, 1990-92
- Lilly, Kevin, NT, Tulsa, 1988-89
- Lillywhite, Verl, HB, USC, 1948-51
- \* Lind, Mike, FB, Notre Dame, 1963-64
- Lindstrom, Chris, DT, Boston College, 1983
- \* Lisbon, Don, HB, Bowling Green, 1963-64
- Liter, Greg, DE, Iowa State, 1987
- Livingston, Howie, HB, Fullerton J.C., 1950
- Lockett, J.W., RB, Central (Okla.) State, 1961
- Logan, Marc, RB, Kentucky, 1992-94
- Long, Tim, C, Memphis State, 1987
- Looney, Jim, LB, Purdue, 1981
- \* Lopasky, Bill, G, West Virginia, 1961
- \* Lott, Ronnie, CB, USC, 1981-90
- Loville, Derek, RB, Oregon, 1994-96
- Loyd, Alex, E, Oklahoma State, 1950
- \* Luna, Bob, HB, Alabama, 1955
- Lyles, Lenny, HB, Louisville, 1959-60
- Lynn, Anthony, RB, Texas Tech, 1995-96
- \* Mackey, Dee, TE, East Texas State, 1960
- \* Maderos, George, HB, Chico State, 1955-56
- \* Magac, Mike, G, Missouri, 1960-64
- \* Maloney, Norm, E, Purdue, 1948-49
- Manley, Joe, LB, Mississippi State, 1953
- Mann, Charles, DE, Nevada, 1994
- Manuel, Sean, TE, New Mexico State, 1996
- Margerum, Ken, WR, Stanford, 1986-87
- Martin, Bob, LB, Nebraska, 1979
- Martin, Derrick, LB, San Jose State, 1987
- Martin, Saladin, DB, San Diego State, 1981
- Masini, Leonard, FB, Fresno State, 1947-48
- Mason, Lindsey, T, Kansas, 1982
- Matheson, Riley, G-LB, Texas Western, 1948
- Mathews, Ned, HB, UCLA, 1946-47
- Matthews, Clay, E, Georgia Tech, 1950, 1953-55
- Matuszak, Marv, LB, Tulsa, 1957-58
- Maurer, Andy, G, Oregon, 1976
- Maxie, Brett, S, Texas Southern, 1997
- McAlister, Ken, LB-S, San Francisco, 1983
- McCaffrey, Ed, WR, Stanford, 1994
- \* McCann, Jim, P, Arizona State, 1971-72
- McColl, Mill, LB, Stanford, 1981-87
- \* McCormick, Dave, T, LSU, 1966
- \* McCormick, Tom, HB, Pacific, 1956
- McCoys, Mike, QB, Utah, 1997
- \* McCormick, Walt, C, USC, 1948
- \* McCray, Willie, DE, Troy State, 1978
- McDonald, Tim, S, USC, 1993-98
- \* McElhenny, Hugh, HB, Washington, 1952-60
- \* McFarland, Kay, HB, Colorado State, 1962-68
- McGee, Willie, WR, Alcorn A&M, 1976
- \* McGill, Ralph, CB, Tulsa, 1972-76
- McGruder, Michael, CB, Kent, 1992-93
- McHan, Lamar, QB, Arkansas, 1963
- McIlhenny, Don, HB, Southern Methodist, 1961
- \* McIntyre, Gay, G, Georgia, 1984-93
- McIntyre, Jeff, LB, Arizona State, 1979
- McKenzie, Reggie, LB, Tennessee, 1992
- McKoy, Billy, LB, Purdue, 1974
- \* McKyer, Tim, CB, Texas-Arlington, 1986-89
- \* McLemore, Dana, KR-CB, Hawaii, 1982-87
- McNeil, Clifton, E, Grambling, 1968-69
- McQuarters, R.W., CB, Oklahoma State, 1998
- Mellekas, John, C, Arizona, 1962
- Mellus, John, T, Villanova, 1946
- Melville, Dan, P, California, 1979
- \* Mertens, Jerry, HB, Drake, 1958-65
- \* Messer, Dale, HB, Fresno State, 1961-65
- \* Meyers, Bob, FB, Stanford, 1952
- \* Michalik, Art, G, St. Ambrose, 1953-54
- Mike, Bob, T, UCLA, 1948-49
- \* Mike-Mayer, Steve, K, Maryland, 1975-76
- Mikolas, Doug, NT, Portland State, 1987-88
- Miles, Searcy, DB, San Jose State, 1954-56
- Millen, Matt, LB, Penn State, 1989-90
- \* Miller, Clark, E, Utah State, 1962-68
- \* Miller, Hal, T, Georgia Tech, 1953
- \* Miller, Jim, P, Mississippi, 1980-82
- \* Miller, Johnny, G, Livingston, 1977-78
- Milstead, Rod, G, Delaware State, 1994-97
- \* Mira, George, QB, Miami (Fla.), 1964-68
- Mitcham, Gene, HB, Arizona State, 1958
- \* Mitchell, Dale, LB, USC, 1976
- \* Mitchell, Kevin, LB, Syracuse, 1994-97
- Mitchell, Tom, TE, Bucknell, 1974-77
- \* Mixon, Bill, HB Georgia, 1953-54
- \* Moegle, Dick, HB, Rice, 1955-59
- Mojsiejenko, Ralf, P, Michigan State, 1991
- Momsen, Bob, G, Ohio State, 1952
- \* Monachino, Jim, HB, California, 1951
- Monds, Wonder, DB, Nebraska, 1978
- Monroe, Carl, RB-KR, Utah, 1983-87

## - M -

- \* MacAfee, Ken, TE, Notre Dame, 1978-79
- Macaulley, John, OL, Stanford, 1984



- \* Montana, Joe, QB, Notre Dame, 1979-92
- \* Montgomery, Blanchard, LB, UCLA, 1983-84
- \* Moore, Dean, LB, Iowa, 1978
- \* Moore, Eugene, RB, Occidental, 1969
- \* Moore, Jeff, RB, Jackson State, 1982-83
- \* Moore, Manfred, RB, USC, 1974-75
- \* Morgan, Joe, T, Southern Mississippi, 1949
- \* Morgan, Melvin, DB, Mississippi Valley State, 1979-80
- \* Moroski, Mike, QB, U.C. Davis, 1986
- \* Morrall, Earl, QB, Michigan State, 1956
- \* Morris, Dennit, LB, Oklahoma, 1958
- \* Morris, George, C, Georgia Tech, 1956
- \* Morrison, Dennis, QB, Kansas State, 1974
- \* Morton, Dave, LB, UCLA, 1979
- \* Morton, John, LB, Texas Christian, 1953
- \* Morze, Frank, C, Boston College, 1957-61
- \* Moten, Gary, LB, Southern Methodist, 1983
- \* Mudd, Howard, G, Hillsdale, 1964-69
- \* Musgrave, Bill, QB, Oregon, 1991-94
- \* Myers, Chip, E, N.W. Oklahoma, 1967

## - N -

- Neal, Randy, LB, Virginia, 1998
- Nehemiah, Renaldo, WR, Maryland, 1982-84
- Nelson, Bob, LB, Nebraska, 1979
- Neville, Tom, G, Fresno State, 1991
- \* Newberry, Jeremy, C, California, 1998
- Nicholas, Calvin, WR, Grambling, 1988
- Nichols, Mark, LB, Colorado State, 1978
- Nicholson, Jim, T, Michigan State, 1981
- \* Nix, Jack, E, USC, 1950
- Nixon, Tory, CB, San Diego State, 1985-88
- \* Nomellini, Leo, T, Minnesota, 1950-63
- Norberg, Hank, E, Stanford, 1946-47
- Nordquist, Mark, G, Pacific, 1976
- \* Norton, Jim, T, Washington, 1965-66
- Norton, Ken Jr., LB, UCLA, 1994-98
- \* Norton, Ray, HB, San Jose State, 1960-61
- \* Nunley, Frank, LB, Michigan, 1967-76

## - O -

- Oates, Bart, C, Brigham Young, 1994-95
- Obradovich, Jim, TE, USC, 1976
- Odom, Ricky, DB, USC, 1978
- \* O'Donahue, Pat, E, Wisconsin, 1952
- Olerich, Dave, E, San Francisco, 1967-68, 1972-73
- \* Olssen, Lance, T, Purdue, 1968-69
- \* O'Neal, Brian, RB, Penn State, 1995
- Orosz, Tom, P, Ohio State, 1983
- Oshorne, Clancy, LB, Arizona State, 1959-60
- \* Ostrowski, Phil, G, Penn State, 1998
- \* Owen, Tom, QB, Wichita State, 1974-75
- \* Owens, James, WR, UCLA, 1979-80
- \* Owens, R.C., HB, College of Idaho, 1957-61
- \* Owens, Terrell, WR, Tenn.-Chattanooga, 1996-98

## - P -

- \* Pace, Jim, HB, Michigan, 1958
- \* Palatella, Lou, G, Pittsburgh, 1955-58
- \* Paris, William (Bubba), T, Michigan, 1982-90
- \* Parker, Don, G, Virginia, 1967
- \* Parks, Dave, E, Texas Tech, 1964-67
- Parks, Limbo, G, Arkansas, 1987
- Parrish, James, T, Temple, 1993
- Parsons, Earle, HB, USC, 1946-47
- \* Patera, Dennis, K, Brigham Young, 1968
- Patterson, Reno, DE, Bethune-Cookman, 1987
- Patton, Ricky, RB, Jackson State, 1980-82
- Pavlich, Chuck, G, Muskegon High (Mich.), 1946
- Peets, Brian, TE, Pacific, 1981
- Pencheon, Bob, T, Alcorn A&M, 1974-75
- Peoples, Woody, G, Grambling, 1968-77

- Perry, Joe, FB, Compton J.C., 1948-60, 1963
- Perry, Scott, S, Williams, 1980
- \* Peterson, Anthony, LB, Notre Dame, 1994-96, 1998
- \* Phillips, Mel, DB, North Carolina A&T, 1966-77
- Pillers, Lawrence, DE, Alcorn A&M, 1980-84
- \* Pine, Ed, LB, Utah, 1962-64
- Plummer, Bruce, CB, Mississippi State, 1990
- Plummer, Gary, LB, California, 1994-97
- Plunkett, Jim, QB, Stanford, 1976-77
- \* Pollack, Frank, T-G, Northern Arizona, 1990-91; 94-97
- Pollard, Darryl, CB, Weber State, 1987-91
- \* Poole, Bob, E, Clemson, 1964-65
- Pope, Marquez, CB, Fresno State, 1995-98
- Popson, Ted, TE, Portland State, 1994-96
- Posey, Jeff, DE, Southern Mississippi, 1998
- Powell, Charles, E, San Diego High (Calif.), 1952-53, 1955-57
- \* Powers, Jim, HB, USC, 1950-53
- \* Price, Daryl, DE, Colorado, 1996-97
- Prokop, Joe, P, Cal Poly Pomona, 1991
- Puddy, Harold, T, Oregon, 1948
- \* Puki, Craig, LB, Tennessee, 1980-81
- Putzier, Rollin, NT, Oregon, 1989

## - Q -

- \* Quillan, Fred, C, Oregon, 1978-87
- Quilter, Chuck, T, Tyler J.C., 1949

## - R -

- \* Raines, Mike, DT, Alabama, 1974
- Ramson, Eason, TE, Washington State, 1979-83
- Randle, Sonny, E, Virginia, 1967
- \* Randolph, Alvin, DB, Iowa, 1966-70, 1974
- Rasley, Rocky, G, Oregon State, 1976
- \* Rathman, Tom, FB, Nebraska, 1986-93
- Reach, Kevin, G, Utah, 1987
- Reed, Joe, QB, Mississippi State, 1972-74
- Reese, Albert, DT, Grambling, 1997-98
- Reese, Archie, DE, Clemson, 1978-81
- Reid, Bill, C, Stanford, 1975
- Remington, Bill, C, Washington State, 1946
- Renfro, Dick, FB, Washington State, 1946
- Reynolds, Jack, LB, Tennessee, 1981-84
- Rhodes, Bruce, DB, San Francisco State, 1976
- Rhodes, Ray, CB, Tulsa, 1980
- \* Rice, Jerry, WR, Mississippi Valley State, 1985-98
- Richardson, Mike, CB, Arizona State, 1989
- Richey, Wade, K, LSU, 1998
- Richie, David, DT, Washington, 1998
- Ridgle, Elston, DE, Nevada-Reno, 1987
- Ridlon, Jim, HB, Syracuse, 1957-1962
- \* Riley, Preston, WR, Memphis State, 1970-72
- Ring, Bill, RB, Brigham Young, 1981-86
- \* Rivera, Steve, WR, California, 1976
- Roberson, Vern, DB, Grambling, 1978
- Roberts, C.R., FB, USC, 1959-62
- \* Roberts, Larry, DE, Alabama, 1986-93
- Robinson, Jimmy, WR, Georgia Tech, 1980
- \* Robnett, Ed, HB, Texas Tech, 1947
- Roby, Reggie, P, Iowa, 1998
- Rock, Walter, T, Maryland, 1963-67
- Rodgers, Del, RB, Utah, 1987-88
- Rogers, Doug, DE, Stanford, 1986
- \* Rohde, Len, T, Utah State, 1960-74
- \* Romanowski, Bill, LB, Boston College, 1988-93
- Roskie, Ken, FB, South Carolina, 1946
- \* Rubke, Karl, C, USC, 1957-60, 1962-63, 1965
- \* Rucka, Leo, C, Rice, 1956
- Rudolph, Joe, G, Wisconsin, 1997
- \* Ruhman, Chris, T, Texas A&M, 1998
- Runager, Max, P, South Carolina, 1984-88
- \* Russell, Damien, S, Virginia Tech, 1993



## - S -

- Sabuco, Timo, C. San Francisco, 1949
- Sagely, Floyd, E. Arkansas, 1954-56
- Salata, Paul, E. USC, 1949-50
- Salmon, Mike, DB, USC, 1996
- Sanders, Deion, DB, Florida State, 1994
- Sandifer, Bill, DT, UCLA, 1974-76
- Sandifer, Dan, HB, LSU, 1950
- Sapolu, Jesse, C/G, Hawaii, 1983-97
- Sardisco, Tony, G, Tulane, 1956
- Saunders, John, DB, Toledo, 1974-75
- Satterfield, Alf, T, Vanderbilt, 1947
- Schaharum, Pete, HB, California, 1951, 1953-54
- Schiechl, John, C, Santa Clara, 1947
- Schmidt, Henry, T, USC-Trinity (Tex.), 1959-60
- Schreiber, Larry, RB, Tennessee Tech, 1971-75
- Schulters, Lance, S, Hofstra, 1998
- Schwartz, Jim, LB, Purdue, 1997
- Scoggins, Eric, LB, USC, 1982
- Scotti, Ben, HB, Maryland, 1964
- Scrafford, Kirk, OL, Montana, 1995-98
- Seabron, Thomas, LB, Michigan, 1979-80
- Seal, Paul, TE, Michigan, 1977-79
- Sharkey, Ed, G, Duke-UN-Reno, 1955-56
- Shaw, Charles, G, Oklahoma State, 1950
- Shell, Todd, LB, Brigham Young, 1984-87
- Shelley, Jo Nathan, CB, Mississippi, 1987
- Sheriff, Stan, LB, Cal Poly-SLO, 1956-57
- Sherrard, Mike, WR, UCLA, 1989-92
- Shields, Billy, T, Georgia Tech, 1984
- Shoener, Hal, E, Iowa, 1948-50
- Shumann, Mike, R, Florida State, 1978-79, 1981
- Shumon, Ron, LB, Wichita State, 1979
- Sieminski, Charlie, T, Penn State, 1963-65
- Siglar, Ricky, G-T, San Jose State, 1990
- Silas, Sam, DE, Southern Illinois, 1969-70
- Simpson, Mike, DB, Houston, 1970-72
- Simpson, O.J., RB, USC, 1978-79
- Singleton, Nate, WR, Grambling, 1993-96
- Singleton, Ron, T, Grambling, 1977-80
- Sitko, Emil, HB, Notre Dame, 1950
- Skaugstad, Daryle, DT, California, 1983
- Smerlas, Fred, NT, Boston College, 1990
- Smith, Artie, DL, Louisiana Tech, 1993-94
- Smith, Charles, E, Abilene Christian, 1956
- Smith, Ernie, HB, Compton J.C., 1955-56
- Smith, Frankie, CB, Baylor, 1996-97
- Smith, George, C, California, 1947
- Smith, Irv, TE, Notre Dame, 1998
- Smith, J.D., HB, North Carolina A&T, 1956-64
- Smith, Jerry, G, Wisconsin, 1952-53
- Smith, Noland, RB, Tennessee State, 1969
- Smith, Steve, E, Michigan, 1966-67
- Snead, Norman, QB, Wake Forest, 1974-75
- Sniadecki, Jim, LB, Indiana, 1969-73
- Solomon, Freddie, WR, Tampa, 1978-85
- Soltau, Gordy, E, Minnesota, 1950-58
- Sparks, Dave, G, South Carolina, 1951
- Spence, Julian, HB, Sam Houston, 1957
- Spurrier, Steve, QB, Florida, 1967-75
- Standifer, Bob, NT, UT-Chattanooga, 1987
- Standlee, Norm, FB, Stanford, 1946-52
- St. Clair, Bob, T, San Francisco-Tulsa, 1953-64
- Steptoe, Jack, WR, Utah, 1978
- Stevens, Mark, QB, Utah, 1987
- Stickers, Monty, E, Notre Dame, 1960-67
- Stidham, Howard, LB, Tennessee Tech, 1977
- Stits, Bill, DB, UCLA, 1957-58
- Stokes, J.J., WR, UCLA, 1995-98
- Stolhandske, Tom, LB, Texas, 1955
- Stover, Jeff, DE, Oregon, 1982-88
- Strickland, Bishop, FB, South Carolina, 1951

- \* Strong, Jim, RB, Houston, 1970
- Stroth, Vince, T, Brigham Young, 1985
- \* Strzykalski, John, HB, Marquette, 1946-52
- \* Stubblefield, Dana, DL, Kansas, 1993-97
- \* Stubbs, Daniel, DE, Miami (Fla.), 1988-89
- \* Stuckey, Jim, DE, Clemson, 1980-85
- \* Sullivan, Bob, HB, Holy Cross, 1948
- Sullivan, John, S, California, 1987
- Susoeff, Nick, E, Washington State, 1946-49
- Sutro, John, T, San Jose State, 1962
- \* Swinford, Wayne, DB, Georgia, 1965-67
- Sydney, Harry, FB, Kansas, 1987-91

## - T -

- Tamm, Ralph, G, West Chester, 1992-94
- Tanner, Hamp, T, Georgia, 1951
- Tausch, Terry, G, Texas, 1989
- Tautolo, Terry, LB, UCLA, 1980-81
- Taylor, Brian, S, Oregon State, 1993
- \* Taylor, Bruce, CB, Boston U., 1970-77
- \* Taylor, John, WR, Delaware State, 1986-95
- Taylor, Roosevelt, S, Grambling, 1969-71
- Teresa, Tony, HB, San Jose State, 1958
- \* Thomas, Aaron, E, Oregon State, 1961
- Thomas, Chris, WR, Cal Poly-SLO, 1995
- Thomas, Chuck, C, Oklahoma, 1987-92
- \* Thomas, Jimmy, RB, Texas-Arlington, 1969-73
- \* Thomas, John, T, Pacific, 1958-67
- \* Thomas, Lynn, DB, Pittsburgh, 1981-82
- \* Thomas, Mark, North Carolina State, 1992-94
- Thompson, Tommy, P, Oregon, 1995-98
- Thornton, Rupe, G, Santa Clara, 1946-47
- \* Threadgill, Bruce, S, Mississippi State, 1978
- \* Tidwell, Billy, HB, Texas A&M, 1954
- Tillman, Spencer, HB, Oklahoma, 1989-91
- \* Times, Ken, DT, Southern, 1980
- Titchenal, Bob, E, San Jose State, 1946
- \* Tittle, Y.A., QB, LSU, 1951-60
- \* Toneff, Bob, T, Notre Dame, 1952, 1954-59
- Torretta, Gino, QB, Miami, 1996
- \* Trimble, Wayne, DB, Alabama, 1967
- Tubbs, Jerry, LB, Oklahoma, 1958-59
- Tubbs, Winfred, LB, Texas, 1998
- \* Tucker, Bill, RB, Tennessee A&I, 1967-70
- \* Tuiaosopo, Manu, DT, UCLA, 1984-86
- \* Turner, Keena, LB, Purdue, 1980-90
- Turner, Odessa, WR, Northwestern Louisiana, 1992-93
- Tyler, Wendell, RB, UCLA, 1983-86

## - U -

- Uwaezuoke, Iheanyi, WR, Cal, 1996-98

## - V -

- Van Doren, Bob, E, USC, 1953
- \* Vanderbunt, Skip, LB, Oregon State, 1968-77
- Varajon, Mike, FB, Toledo, 1987
- Vardell, Tommy, RB, Stanford, 1996
- \* Vaughan, Ruben, DT, Colorado, 1979
- Vaught, Ted, E, Texas Christian, 1953
- Veris, Garin, DE, Stanford, 1992
- Vetrano, Joe, HB, Southern Mississippi, 1946-49
- Vincent, Ted, DT, Wichita State, 1979-80
- Visger, George, DT, Colorado, 1980
- \* Vollenweider, Jim, FB, Miami (Fla.), 1962-63

## - W -

- Wagner, Lowell, HB, USC, 1949-53, 1955
- Walker, Adam, RB, Pittsburgh, 1992-96
- Walker, Darnell, CB, Oklahoma, 1997-98
- \* Walker, Elliott, RB, Pittsburgh, 1978
- Walker, Val Joe, HB, Southern Methodist, 1957
- \* Wallace, Bev, QB, Compton J.C., 1947-49
- \* Wallace, Steve, T, Auburn, 1986-96



- \* Walls, Wesley, TE, Mississippi, 1989-93
- Walter, Mike, LB, Oregon, 1984-93
- Warren, Terrance, WR, Hampton, 1995
- Washington, Dave, LB, Alcorn A&M, 1975-76
- \* Washington, Gene, WR, Stanford, 1969-77
- Washington, Marvin, DE, Idaho, 1997
- \* Washington, Ted, NT-DE, Louisville, 1991-93
- \* Washington, Tim, CB, Fresno State, 1982
- \* Washington, Vic, RB, Wyoming, 1971-73
- \* Waters, Bob, QB, Presbyterian, 1960-64
- \* Watters, Ricky, RB, Notre Dame, 1991-94
- \* Watson, John, T, Oklahoma, 1971-76
- Waymer, Dave, DB, Notre Dame, 1990-91
- \* Webb, Jimmy, DT, Mississippi State, 1975-80
- Wells, Mike, TE, San Diego State, 1987
- Wersching, Ray, K, California, 1977-87
- West, Robert, WR, San Diego State, 1974
- \* White, Bob, HB, Stanford, 1951-52
- \* Whitmore, David, S, Stephen F. Austin, 1991-92
- \* Wilcox, Dave, LB, Oregon, 1964-74
- Wilkerson, Jerry, DE, Oregon State, 1980
- Wilkins, David, LB, Eastern Kentucky, 1992
- Wilkins, Gabe, DE, Gardner-Webb, 1998
- Wilkins, Jeff, K, Youngstown State, 1995-96
- Wilks, Greg, LB, Montana State, 1987
- \* Willard, Ken, FB, North Carolina, 1965-73
- Williams, Alfred, DE, Colorado, 1995
- Williams, Dave, RB, Colorado, 1977
- \* Williams, Delvin, RB, Kansas, 1974-77
- Williams, Gerard, DB, Langston, 1979-80
- \* Williams, Herb, CB, Southern, 1980
- Williams, Howie, HB, Howard, 1963
- Williams, James, LB, Mississippi State, 1997-98
- Williams, James, DB, Fresno State, 1996
- Williams, Jamie, TE, Nebraska, 1989-93
- Williams, Joel, C, Texas, 1948
- Williams, John, HB, USC, 1954
- Williams, Michael, CB, 1995
- \* Williams, Newton, RB, Arizona State, 1982
- Williams, Roy, T, Pacific, 1963-64

- \* Williams, Vince, FB, Oregon, 1982-83
- \* Williamson, Carlton, S, Pittsburgh, 1981-88
- Willis, Jamal, RB, Brigham Young, 1995-96
- Wilmsmeyer, Klaus, P, Louisville, 1992-94
- \* Wilson, Billy, E, San Jose State, 1951-60
- Wilson, Jerry, LB, Auburn, 1960
- Wilson, Karl, DL, LSU, 1993
- \* Wilson, Jim, G, Georgia, 1965-66
- Wilson, Mike, WR, Washington State, 1981-90
- \* Wilson, Troy, Pittsburgh State, 1993-94
- \* Windsor, Bob, E, Kentucky, 1967-71
- Winston, Lloyd, FB, USC, 1962-63
- \* Wismann, Pete, LB, St. Louis, 1949-52, 1954
- \* Witcher, Dick, E, UCLA, 1966-73
- \* Wittenborn, John, G, Southeast Missouri, 1958-60
- \* Wittum, Tom, P, Northern Illinois, 1973-77
- Woitt, John, DB, Mississippi State, 1968-69
- Wondolowski, Bill, WR, Eastern Montana, 1969
- \* Woodall, Lee, LB, West Chester, 1994-98
- Woods, Don, RB, New Mexico, 1980
- Woodson, Abe, HB, Illinois, 1958-64
- Woodson, Rod, CB, Purdue, 1997
- Woudenberg, John, T, Denver, 1946-49
- \* Wright, Eric, CB, Missouri, 1981-90

- X -

None

- Y -

- Yonamine, Wally, HB, Farrington High (HI), 1947
- \* Young, Bryant, DT, Notre Dame, 1994-98
- Young, Charle, TE, USC, 1980-82
- Young, Steve, QB, Brigham Young, 1987-98
- \* Youngelman, Sid, T, Alabama, 1955
- Yowarsky, Walt, C, Kentucky, 1958

- Z -

- Zamlynsky, Zigmund, HB, Villanova, 1946
- Zendejas, Tony, K, Nevada, 1995

## ALL-TIME NUMERICAL ROSTER

1987 replacement team players included.

### NUMBERS WORN BY JUST ONE PLAYER

#	Player	P	Year
#2	Ralf Mojsiejenko	P	1991
#5	Jeff Brockhaus	K	1987
#8	Steve Young	QB	1987-98

### PLAYERS WHO WORE MULTIPLE NUMBERS

Frank Albert	QB	1946-52	63, 13
Joe Arenas	HB	1951-57	82, 22
Bruno Banducci	G	1946-54	33, 63
Dick Bassi	G	1947	35, 36
Sanjay Beach	WR	1993	83, 86
Terry Beasley	WR	1972-73	83, 88
Rex Berry	HB	1951-56	83, 23
Hardy Brown	LB	1951-56	73, 33
Gail Bruce	E	1948-52	54, 88
Ken Bungaranda	T	1980	63, 72
Don Burke	FB-G	1950-54	73, 38, 68, 32, 6
Mike Caldwell	WR	1996	17, 81
Tony Calvelli	C	1947	21, 31
Don Campora	T	1950, 52	41, 76
Al Carapella	T	1951-55	45, 75
Jim Cason	HB	1948-52, 54	93, 43
Sam Cathcart	HB	1949-50, 52	83, 28
Jon Choma	G/C	1983	78, 60
Mark Cochran	T	1987	76, 66
Ray Collins	T	1950-52	43, 72
Darren Comeaux	LB	1987	56, 59
Clyde Conner	E	1956-63	86, 88
Ted Connolly	G	1954, 56-62	65, 64

Bill Cooper	FB	1961-64	34, 35
Earl Cooper	FB-TE	1980-85	49, 89
Tom Cousineau	LB	1986-87	57, 59
Randy Cross	G-C	1976-88	62, 51
Chris Dalman	G-C	1993-97	50, 67
Clem Daniels	RB	1968	33, 34
Floyd Dean	LB	1963-64	80, 50, 57
Chris Dressel	TE	1987, 92	88, 47
Bruce Elia	LB	1976	51, 55
Riki Ellison	LB	1983-89	50, 69
Art Elston	G	1946, 48	21, 36
Ray Evans	G	1949-50	38, 46
Keith Fahnhorst	T	1974-87	89, 71
John Faylor	S	1987	19, 47
Nick Feher	G	1951-54	37, 67
Ed Forrest	C	1946-47	34, 24
Jamal Fountaine	DE	1996	56, 52
Johnny Fuller	S	1968-72	30, 23
Tony Gladney	WR	1987	17, 86
Alan Grant	CB	1992	26, 24
Terry Greer	WR	1987-89	29, 82, 83
Visco Grigich	G	1946-52	47, 38, 34, 64
Parker Hall	QB	1946	84, 64
Kevin Hardy	DT-G	1968	86, 68
Mark Harris	WR	1996-97	19, 88
Tim Harris	LB	1991-92, 94, 95	92, 99
Ed Henke	DE	1951-52, 55, 60	47, 89, 75
Dave Hettema	T	1967	65, 62
Stan Hindman	DE	1966-71, 73-74	80, 74
Paul Hofer	RB	1976-81	36, 41



Tom Holome	S	1983-89	28.46
Pierce Holt	DE	1989-92	78.98
Israel Ifeanyi	DE-ELE	1996-97	59.95
Bill Jessup	E	1951-52,54-58	55.85
Bill Johnson	C	1948-56	23.53
Brent Jones	TE	1987-97	88.84
Larry Jones	WR	1978	21.87
Pete Kugler	DT	1982-83,86-90	67.77
Bobby Leopold	LB	1983	45.52
Verl Lillywhite	HB	1948-50	71.81
Howie Livingston	HB	1950	94.24
Clay Matthews	E	1950,53-55	48.83
Ned Matthews	HB	1946	73.83
Jim Monachino	HB	1951	99.49
Carl Monroe	RB	1983-87	32.83
Blanchard Montgomery	LB	1983	52.60
Frank Morze	C	1957-67	53.63
Leo Nomellini	T	1950-51	73.42
Tom Orosz	P	1984	19.3
James Owens	WR	1980	20.89
Limbo Parks	G	1987	66.72
Ricky Patton	RB	1981-82	32.42
Joe Perry	FB	1948-60,63	74.34
Jim Plunkett	QB	1976	14.16
Frank Pollack	T-G	1990-91,94-97	72.75
Jim Powers	QB	1950-53	62.15
Daryl Price	DE	1996-97	91.96
Rollin Putzier	NT	1987	64.76
Joe Reed	QB	1952	19.13
Del Rodgers	RB	1987-88	35.25,46
Pete Schabarum	HB	1951,53-54	88.84
Ben Scotti	DB	1964	28.48
Arie Smith	DT	1994	95.99
Frankie Smith	DB	1996-97	27.29
Gordy Solatu	E	1950-58	51.82
Dave Sparks	G	1951	39.68
Norm Standlee	FB	1946-52	72.32
Bishop Strickland	FB	1951	75.35
John Strzykalski	HB	1946-52	91.45
Hampton Tanner	T	1951	46.77
Rupe Thornton	G	1946	35.46
Y.A. Tittle	QB	1951-60	64.14
Bob Toneoff	T	1952,54-59	62.72,74
Joe Vetrano	HB	1946	82.92
Ted Vincent	DT	1977	66.75
Lowell Wagner	HB	1949-53,55	92.42
Bob White	HB	1951-52	85.25
Billy Wilson	E	1951-60	52.84
Pete Wismann	C	1949-52,54	63.13
Dick Witcher	E	1966	34.88

**ROSTER BY NUMBER, 1946-1998**

<b>#1</b>			
Noland Smith	RB	1969	
Gary Anderson	K	1997	
<b>#2</b>			
Ralf Mojsicjenko	P	1991	
Eddie Howard	P	1998	
<b>#3</b>			
Jim Miller	P	1980-82	
Tom Orosz (19)	P	1983	
Tommy Thompson	P	1995-97	
<b>#4</b>			
Max Runager	P	1984-88	
Joe Prokop	P	1991	
Doug Brien	K	1994-95	
Reggie Roby	P	1998	
<b>#5</b>			
Jeff Brockhaus	K	1987	
<b>#6</b>			
Don Burke	FB-G	1950-54	
Matt Cavanaugh	QB	1983-85	

Mike Cofer	K	1988-93	
Cary Conklin	QB	1995	
<b>#7</b>			
Benjamin Guy	QB	1981-83	
Mark Stevens	QB	1987	
Todd Santos	QB	1988	
Tony Zendejas	K	1995	
Wade Richey	K	1998	
<b>#8</b>			
Steve Young	QB	1987-1998	
<b>#9</b>			
Jeff Kemp	QB	1986	
Jim Asmus	P	1987	
Barry Helton	P	1988-90	
<b>#10</b>			
George Mira	QB	1964-68	
Dennis Morrison	QB	1974	
Steve Mike-Meyer	K	1975-76	
Mike Connell	P	1978	
Matt Bahr	K	1981	
Ed Blount	QB	1987	
Klaus Wilmsmeyer	P	1992-1994	
<b>#11</b>			
Earl Morrall	QB	1956	
Bob Waters	QB	1960-64	
Steve Spurrier	QB	1967-1975	
Dan Melville	P	1979	
Bob Gagliano	QB	1986-87	
Jeff Brohm	QB	1995-97	
Ty Detmer	QB	1998	
<b>#12</b>			
Hal Ledyard	QB	1953	
Maury Duncan	QB	1954-55	
John Brodie	QB	1957-73	
<b>#13</b>			
Frank Albert (63)	QB	1952	
Joe Reed (19)	QB	1972	
Tom Wittum	P	1973-77	
Steve Bono	QB	1989-93	
Gino Torretta	QB	1995	
Mike Caldwell (17,81)	WR	1996	
<b>#14</b>			
Y.A. Tittle (64)	QB	1952-60	
Sam Echeverry	QB	1963	
Dennis Patera	K	1968	
Tom Owen	QB	1974-75	
Jim Plunkett (16)	QB	1976	
Marty Domres	QB	1976	
Ray Werschling	K	1977-87	
Bill Musgrave	QB	1991-94	
Jeff Wilkins	K	1995-96	
Jim Druckenmiller	QB	1997-98	
<b>#15</b>			
Jim Powers (62)	HB	1952-53	
Lamar McHan	QB	1963	
Jon Kilgore	P	1969	
Jim McCann	P	1971-72	
Bryan Clark	QB	1982-83	
Mike Moroski	QB	1986	
John Paye	QB	1988	
<b>#16</b>			
Andy Galiffa	QB	1954	
Norman Snead	QB	1974-75	
Jim Plunkett (14)	QB	1976-77	
Joe Montana	QB	1979-1992	
<b>#17</b>			
Billy Kilmer	QB	1961-66	
Momcilo Gavric	K	1969	
John Isenbarger	RB	1970-73	
Joe Reed (13)	QB	1973-74	
Sieve DeBerg	QB	1977-80	

HISTORY



Tony Gladney (86)	WR	1987
Mike Caldwell (13, 81)	WR	1996
Kevin Lee	WR	1996

## #18

Fred Genrke	HB	1950
Gene Washington	WR	1969-77
Elvis Grbac	QB	1993-95

## #19

Joe Reed (13)	QB	1973-74
Scott Bull	QB	1976-78
Gary Huff	QB	1980
Tom Orosz (3)	P	1984
John Faylor (47)	S	1987
Terrance Warren	WR	1995
Mark Harris (88)	WR	1996

## #20

Bill Stits	DB	1957-58
Charley Britt	DB	1964
George Donnelly	DB	1965-67
Tony Harris	WR	1971
Mike Holmes	DB	1974-75
James Owens (89)	WR	1979
Terry Anderson	WR	1980
Amos Lawrence	RB	1981-82
Tory Nixon	CB	1985-88
Sheldon Canley	RB	1991-92
Derek Loville	RB	1994-95
Garrison Hearst	RB	1997-98

## #21

Art Elston (36)	C	1946, 48
Tony Calvelli (31)	C	1947
Larry Jones (87)	WR	1978
Eric Wright	CB	1981-90
Troy Kyles	WR	1992
Deion Sanders	CB	1994
Randy Baldwin	RB	1995
R.W. McQuarters	CB	1998

## #22

Gerry Conlee	C	1946-47
Joel Williams	C	1948
Pete Wismann (52)	C/LB	1949-51
Joe Arenas (82)	HB	1952-57
Gary Lewis	FB	1964-69
Vic Washington	RB	1971-73
Bob Hayes	WR	1975
Eddie Lewis	CB	1976-79
Dwight Hicks	S	1979-85
Ray Brown	RB	1987
Tim McKyer	CB	1986-89
Todd Bowles	S	1991
Amp Lee	RB	1992-93
Tyrone Drakeford	DB	1994-97
Tony Blevins	FS	1998

## #23

Bill Remington	C	1946
George C. Smith	C	1947
Bill Johnson (53)	C	1948
Rex Berry (83)	HB	1952-56
Ray Norton	HB	1960-61
Wayne Swinford	DB	1965-67
Johnny Fuller (30)	S	1970-72
Bruce Rhodes	DB	1975
Bruce Threadgill	S	1978
Herb Williams	CB	1980
Tony Cherry	RB	1986-87
Spencer Tillman	HB	1989-91
Marquez Pope	CB	1995-98

## #24

Ed Forrest (34)	C	1946-47
John Schiechl	C	1947
Howie Livingston	HB	1950
Tino Sabuco	C	1949
J.R. Boone	HB	1952

Bill Tidwell	HB	1954
J.D. Smith	HB	1956-64
Wayne Trimble	DB	1967
Jimmy Thomas	RB	1969-73
Delvin Williams	RB	1974-77
Chuck Crist	DB	1978
Eric Johnson	S	1979
Rick Gervais	S	1981-83
Derrick Harmon	RB	1984-86
Harry Sydney	FB	1987-91
Alan Grant (26)	CB	1992
Jamal Willis	RB	1995
Eric Davis	CB	1990

## #25

John Baldwin	C	1947
George Smith	C	1947
Tony Sabuco	C	1949
Roosevelt Taylor	S	1969-73
Bob White (85)	HB	1952
Johnny Williams	HB	1954
Dave Baker	HB	1959-61
Roosevelt Taylor	S	1969
Wonder Monds	S	1978
Jeff Moore	RB	1982-83
Doug DuBose	RB	1987-88
Del Rodgers (35, 46)	RB	1987
Brett Maxie	S	1997
Eric Davis (24)	CB	1990-95

## #26

Dick Handley	C	1947
Tony Teresa	HB	1958
Gene Mitcham	HB	1958
Lenny Lyles	HB	1959
Kay McFarland	HB	1962-68
Tim Anderson	S	1975
Stan Black	DB	1977
Bob Jury	S	1978
Ray Rhodes	CB	1980
Wendell Tyler	RB	1983-86
John Butler	S	1987
Darryl Pollard	CB	1987-91
Alan Grant (24)	CB	1992
Michael McGruder	CB	1992-93
Brian O'Neal	RB	1995
Rod Woodson	CB	1997

## #27

Bob Myers	FB	1952
Ken Bahnsen	FB	1953
Carroll Hardy	HB	1955
R.C. Owens	HB	1957
Alvin Randolph	DB	1966
Dennis Braggionier	DB	1974
Nate Allen	CB	1975
Tony Dungy	DB	1979
Carlton Williamson	S	1981
Mike Richardson	CB	1989
Mark Lee	CB	1991
Adam Walker	RB	1992
James Williams	CB	1996
Frankie Smith (29)	CB	1996-97

## #28

Sam Cathcart (83, 86)	HB	1952
Howie Williams	HB	1963
Ben Scotti (48)	DB	1964
Jim Strong	RB	1970
David Watkins	RB	1973
Mike Burns	DB	1977
Charles Cornelius	DB	1979-80
Lynn Thomas	DB	1981-82
Tom Holmos (46)	S	1983-85
Joe Cribbs	RB	1986-87
Bruce Plummer	CB	1990
Dana Hall	S	1992-94
Curtis Buckley	S	1996-98



## #29

Bill Atkins	HB	1958-59
Dale Messer	HB	1961-65
Bob Daugherty	HB	1966-67
David Atkins	HB	1975
John Bristor	S	1979
Gerard Williams	DB	1979-80
Al Latimer	CB	1980
Saladin Martin	DB	1981
Mario Clark	CB	1984
Don Griffin	CB	1986-93
Terry Greer (82, 83)	WR	1987
Anthony Lynn	RB	1995-96
Frankie Smith (27)	CB	1996-97

## #30

Bernie Casey	E	1961-66
Johnny Fuller (23)	S	1969
Bruce Gossett	K	1970-74
Dave Williams	RB	1977
Tim Gray	DB	1979
Bill Ring	RB	1981-86
Jo Nathan Shelley	CB	1987
Keith Henderson	FB	1989-92
Mike Salmon	DB	1996-97
Lance Schulters	SS	1998

## #31

Tony Calvelli (21)	C	1947
Don Clark	G	1948-49
Charles Shaw	G	1950
Jo Orduma	RB	1971
Earl Carr	RB	1978
Walt Easley	FB	1981-82
Derrick Martin	LB	1987
Chet Brooks	DB	1988-90
Thane Gash	S	1992
Steve Israel	CB	1995-96
Zack Bronson	S	1997-98

## #32

Garlin Gregory	G	1946-47
James Cox	G	1948
Don Burke	FB-G	1950-54
Bob Dawns	G	1951
Norm Standlee (72)	FB	1952
Frank Cassara	FB	1954
Lem Harkey	HB	1955
Gene Babb	FB	1957-58
C.R. Roberts	FB	1959-62
Lloyd Winston	FB	1962-63
Rudy Johnson	HB	1964-65
Mel Phillips	DB	1966-76
O.J. Simpson	RB	1978-79
Scott Perry	S	1980
Ricky Patton (42)	RB	1981-82
Carl Monroe	RB/KR	1983-87
Terrence Flagler	RB	1987-89
Ricky Watters	RB	1991-94
Ricky Ervins	RB	1995
Chuck Levy	RB/KR	1996-98

## #33

Bruno Banducci (63)	G	1946-51
Hardy Brown	LB	1951-56
Clancy Osborne	LB	1959-60
Jim Vollenweider	FB	1962-63
Clem Daniels (34)	RB	1968
Bill Wondolowski	WR	1969
Randy Jackson	RB	1973
John Saunders	DB	1974-75
Greg Boykin	FB	1978
Ricky Churchman	S	1980-81
Roger Craig	RB	1983-90
Derrick Dodge	S	1994-96

## #34

Ed Forrest (24)	C	1946-47
Visco Grgich (38, 47, 64)	G	1948-51

Joe Perry (74)	FB	1952-60,63
Bill Cooper (35)	FB	1961
Dick Witcher (88)	E	1966
Clem Daniels (33)	RB	1968

## #35

Rupe Thornton (46)	G	1946
Dick Bassi (36)	G	1947
Bishop Strickland	FB	1951
John Henry Johnson	HB	1954-56
Larry Barnes	FB	1957
J.W. Lockett	FB	1961
Don McIlhenny	HB	1961
Bob Gaiters	HB	1962-63
Bill Cooper (34)	FB	1963-64
Austin "Goose" Gonsoulin	DB	1967
Larry Schreiber	RB	1971-75
Elliott Walker	RB	1978
Lenvil Elliott	RB	1979-81
Del Rodgers (25, 46)	RB	1987-88
Dexter Carter	RB	1990-94,95

## #36

Dick Bassi (35)	G	1946
Art Elston (21)	C	1947
Paul Evansen	G	1948
John Morton	LB	1953
Harry Bud Laughlin	FB	1955
Paul Goad	FB	1956
Tommy Davis	K	1959-69
Paul Hofer (41)	RB	1976-81
Darryl Pollard	CB	1987
Merton Hanks	CB-S	1991-98

## #37

Chuck Pavlich	G	1946
Riley Matheson	G-LB	1948
Dick "Homer" Hobbs	G	1949-50
Nick Feher	G	1951-54
Jimmy Johnson	HB	1961-76

## #38

Visco Grgich (34,47,64)	G	1947
Charles Kenny	G	1947
Walt McCormick	C	1948
Ray Evans (46)	G	1949-50
Don Burke (66,68,73)	FB-G	1950-54
Ben Aldridge	HB	1952
Mike Lind	FB	1963-64
Jim Jackson	HB	1966-67
Mike Simpson	DB	1970-72
Bob Ferrell	RB	1976-80
Johnny Davis	FB	1981
Blanchard Montgomery (52,60)	LB	1983

Greg Cox	S	1988,90-91
Damien Russell	S	1993
Darnell Walker	CB	1997-98

## #39

Dave Sparks	G	1951
Hugh McElhenny	HB	1952-60
Kermit Alexander	HB	1963-69

## #40

John Carpenter	T	1949
Harley Dow	G	1950
George Maderas	HB	1977-78
Bob Holladay	HB	1956-57
Julian Spence	HB	1957
Abe Woodson	FB	1958-64
Ken Willard	FB	1965-73
Wilbur Jackson	RB	1974-79
Arrington Jones	FB	1981
Vince Williams	FB	1982-83
Mike Wells	TE	1987
Johnnie Jackson	S	1989-92
William Floyd	FB	1994-97
Fred Beasley	FB	1998



## #41

John Woudenberg	T	1946-49
Don Campora (76)	T	1950
Paul Hofer (36)	RB	1976
Mike Baldassin	LB	1977-78
Carl Keever	LB	1987
Steve Bartolo	RB	1988
David Whitmore	S	1991-92
Terry Hoage	S	1993
Toi Cook	DB	1994
Terry Kirby	RB	1996-98

## #42

Bob Bryant	T	1946-49
Leo Nomellini (73)	T	1950-51
Lowell Wagner (92)	HB	1952-53,55
Searcy Miles	HB	1954-56
Erie Smith	HB	1955-56
Jim Ridlon	HB	1957-62
Don Libson	HB	1963-64
Doug Cunningham	HB	1967-73
Anthony Leonard	KR	1976-78
Ricky Odum	DB	1978
Ricky Patton (32)	RB	1980
Ronnie Lott	CB/S	1981-90

## #43

Ray Collins (72)	T	1950-51
Jim Cason (93)	HB	1952-'54
Tom McCormick	HB	1956
Jim Pace	HB	1958
Dave Kopay	HB	1964-67
Gene Moore	RB	1969
Windlan Hall	S	1972-75
John Sullivan	S	1987
Dana McLemore	KR	1982-87
Dave Waymer	DB	1990-91
Marc Logan	RB	1992-94
Darryl Hall	S	1995
Antonio Langham	CB	1998

## #44

Pete Schabarum (88)	HB	1953-54
Joe Val Walker	HB	1957
Eddie Dove	HB	1959-62
John David Crow	HB-TE	1965-68
Bruce Taylor	CB	1970-77
Charles Johnson	CB	1979-80
Richard Blackmore	CB	1983
Tom Rathman	FB	1986-93
Tommy Vardell	FB	1996
Marc Edwards	FB	1997-98

## #45

John Mellus	T	1946
Odis Crowell	T	1947
Fred Land	T-G	1948
Chuck Quilter	T	1949
Al Carapella (75)	T	1951-55
John Strzykalski (91)	HB	1952
Fred Bruney	HB	1953,56
Elbert Kimbrough	DB	1962-66
Bill Tucker	RB	1967-70
Manfred Moore	RB	1974-75
Mike Hogan	FB	1979
Newton Williams	RB	1982
Bobby Leopold (52)	LB	1983
Matt Courtney	S	1987
Kevin Lewis	DB	1990-92
Adrian Hardy	CB	1993,94
Michael Williams	CB	1995
Tyrone Legette	CB	1998

## #46

John Kuzman	T	1946
Rupe Thornton (35)	G	1947
Harold Puddy	T	1948
Roman Bentz	T	1948
Charles Elliott	RB	1948

Ray Evans (38)	G	1949
Clay Matthews (83)	E	1950
Hampton Tanner	T	1951
Chip Myers	E	1967
Danny Abramowicz	WR	1973-74
Melvin Morgan	DB	1979-80
Tim Washington	CB	1982
Tom Holmoe (28)	S	1986-89
Del Rodgers (25, 35)	RB	1987
Tim McDonald	S	1993-98

## #47

Visco Grgich (34, 38, 64)	G	1947
Bob Mike	T	1948-49
Ed Henke (75,89)	DE	1951
Dick Moegle	HB	1955
Hugo Hollas	DB	1974
Kermit Johnson	RB	1975-76
Al Matthews	S-CB	1977
Jerry Aldridge	HB	1980
Don Woods	RB	1980
Tim Collier	CB	1982-84
Andre Hardy	FB	1987
John Faylor (19)	S	1987
Chris Dressel (88)	TE	1987

## #48

Alf Satterfield	T	1947
Floyd Collier	T	1948
Joe Morgan	T	1949
Bill Mixon	HB	1953-54
Ben Scotti (28)	DB	1964
John Wofft	DB	1968-69
Sammy Johnson	RB	1974-76
Phil Francis	RB	1979-80
Ken McAlister	LB-S	1983
Mike Varajon	FB	1987
Tim Jordan	TE	1995

## #49

Jim Monachino (99)	HB	1953
Bob Luna	HB	1955
Dwight Lee	RB	1968
Ralph McGill	CB	1972-76
Van Roberson	DB	1978
Earl Cooper (89)	FB-TE	1980-82
Jeff Fuller	S-LB	1984-89
Adrian Cooper	TE	1996

## #50

Leo Rucka	C	1956
Stan Sheriff	LB	1956-57
Jerry Tubbs	LB	1958-59
Floyd Dean (57,82)	LB	1964
Ed Beard	LB	1965-72
Caesar Belsler	LB	1974
Dave Washington	LB	1975-76
Joe Harris	LB	1978
Ron Shuman	LB	1979
Dave Morton	LB	1979
Thomas Henderson	LB	1980
Terry Tautolo	LB	1980-81
Jim Looney	LB	1981
Ed Judie	LB	1982-83
Riki Ellison (69)	LB	1983-89
LeRoy Etienne	LB	1990
Reggie McKenzie	LB	1992
Chris Dalman (67)	G-C	1993
Gary Plummer	LB	1994-97
Anthony Peterson	LB	1998

## #51

Bob Titchenal	E	1946
Dick Horne	E	1947
Gordy Soltau (82)	E	1950-51
Carter Campbell	LB	1970
Bruce Elia (55)	LB	1976
Randy Cross (62)	G-C	1971-78
Ken Norton Jr.	LB	1994-98



## #52

Hal Shoener	E	1948-50
Billy Wilson	E	1951-60
Pete Wismann (22)	C	1952-54
George Morris	C	1956
Karl Rubke	C	1957-60,1983-84
Skip Vanderbunt	LB	1968-77
Jeff McIntyre	LB	1979
Bobby Leopold (45)	LB	1980-83
Blanchard Montgomery (38,60)	LB	1984
John Hill	C	1985
George Cooper	LB	1987
Larry Kelm	LB	1993
Jamal Fountaine (56)	DE	1995
Jim Schwantz	LB	1997
Randy Neal	LB	1998

## #53

Alyn Beals	E	1946-51
Bill Johnson (23)	C	1952-56
Frank Morze (63)	C	1957-61
Mike Dowdle	LB	1963-65
Tommy Hart	DE	1968-77
Dean Moore	LB	1978
Thomas Scabron	LB	1979-80
Milt McColl	LB	1981-87
Bill Romanowski	LB	1988-93
Anthony Peterson	LB	1994-95
James Williams	LB	1997-98

## #54

Gail Bruce (88)	E	1948-51
Joe Manley	LB	1953
Ed Beatty	C	1955-56
Marv Matuszak	LB	1957-58
Bob Harrison	LB	1956-61,65-67
Ed Pine	LB	1962-64
Harold Hays	LB	1968-69
Marty Huff	LB	1972
Bill Reid	C	1975
Ed Bradley	LB	1977-78
Bob Martin	LB	1979
Craig Puki	LB	1980-81
Ron Ferrari	LB	1982
Ron Hadley	LB	1987-88
Matt Millen	LB	1989
Mitch Donohue	LB	1991-92
Martin Harrison	LB	1990-93
Lee Woodall	LB	1994-98

## #55

Hank Norberg	E	1946-47
Paul Salata	E	1949-50
Bill Jessup (85)	E	1951
Matt Hazeltine	LB	1955-68
Greg Collins	LB	1975
Bruce Elia (51)	LB	1977-78
Scott Hilton	LB	1979-80
Bob Horn	LB	1982-83
Jim Fahnhorst	LB	1984-90
John Johnson	LB	1991-93
Kevin Mitchell	LB	1994-97
Winfred Tubbs	LB	1998

## #56

Bill Fisk	E	1946-47
Clarence Howell	E	1948
Pete Brown	C	1953-54
Joe Cerne	C	1965-67
Bob Hoskins	DT	1970-75
Fred Quillan	C	1978-87
Martin Harrison	LB	1984
James Johnson	LB	1987
Darren Comeaux (59)	LB	1987
Steve Hendrickson	LB	1989
Jamal Fountaine (52)	DE	1995
Chris Doleman	DE	1996-98

## #57

Ed Balatti	E	1946-48
Paul Carr	LB	1955-58
Dennit Morris	LB	1958
Bill Lopasky	G	1961
Floyd Dean (50,82)	LB	1964
Frank Nunley	LB	1967-76
Dan Bunz	LB	1978-84
Jim Kovach	LB	1985
Tom Cousineau (59)	LB	1986-87
Kevin Dean	LB	1987
Sam Kennedy	LB	1988
Brett Faryniarz	LB	1993
Rickey Jackson	DE-LB	1994-95
Randy Kirk	LB-LB	1996-98

## #58

Nick Susoeff	E	1946-49
Jack Nix	E	1950
Walt Yowarsky	C	1958
Jack Chapple	LB	1965
Walter Johnson	DE	1967
Jim Sniadecki	LB	1969-73
Billy McKay	LB	1974
Howard Stidham	LB	1977
Marc Nichols	LB	1978
Gordy Ceresino	LB	1979
Keena Turner	LB	1980-90
Todd Kelly	DE	1993-94

## #59

Norm Maloney	E	1948-49
Alex Loyd	E	1950
Fritz Greenlee	LB	1969
Willie Harper	LB	1973-83
Gary Moten	LB	1983
Fulton Kuykendall	LB	1985
Keith Browner	LB	1987
Darren Comeaux (56)	LB	1987
Tom Cousineau (57)	LB	1987
Keith DeLong	LB	1989-93
Israel Ifeanyi (95)	DE-ELE	1995
Steve Gordon (64)	C	1997
Reggie Givens	LB	1998

## #60

Roland Lakes	DT	1961-70
Bill Sandifer	DT	1974-76
Steve Knutson	G-T	1978
Kenny Times	DT	1980
Mel Land	DE	1980
Mike Calhoun	DT	1980
Jerry Wilkinson	DE	1980
John Choma (78)	G-C	1981-82
Blanchard Montgomery (38,52)	LB	1983
Vince Stroth	T	1985
Chuck Thomas	C	1987-92
Joe Rudolph	G	1997

## #61

Charlie Hunt	LB	1973
Andy Maurer	G	1976
Dan Audick	T-G	1981-82
Jesse Sapolu	C-G	1983-97
Joe Drake	NT	1987

## #62

Jesse Freitas	QB	1946
Jim Powers (15)	HB	1950-51
Bob Toneff (74)	T	1952
Art Michalik	G	1953-54
Mike Magac	G	1960-64
Dave Hettema (65)	T	1967
Randy Cross (51)	G-C	1976
Walt Downing	C-G	1978-83
Guy McIntyre	G	1984-93
Jeremy Newberry	C	1998



#63	
Frank Albert	QB 1946-52
Bruno Banducci (33)	G 1952-54
Monte Clark	T 1959-61
Frank Morze (53)	C 1964
Jim Wilson	G 1965-66
Don Parker	G 1967
Edgar Hardy	G 1973
Dick Enderle	G 1976
Rocky Rasley	G 1976
Eric Scoggins	LB 1982
Terry Beeson	LB 1982
Gary Moten	LB 1983
Jim Leonard	CB 1985
Tracy Franz	G 1987
Ricky Siglar	G-T 1990
Derrick Deese	G 1992-98

#64	
Parker Hall	QB 1946
Bev Wallace	QB 1947-49
Y.A. Tittle (14)	QB 1951
Visco Grgich (34,38,47)	G 1952
Doug Hogland	G 1953-55
Ed Sharkey	G 1955-56
Ted Connolly (65)	G 1956-62
Dave Wilcox	LB 1964-74
Dale Mitchell	LB 1976
Kyle Davis	C 1978
Ken Bungarda (72)	T 1980
Jack Reynolds	LB 1981-84
Michael Durette	G 1986-87
Rollin Putizer (76)	NT 1989
Jim Burt	NT 1989-91
Dean Caliguire	C 1991
Ralph Tamun	G 1992-94
Steve Gordon (59)	C 1998

#65	
Ted Connolly (64)	G 1954
Eldred Kraemer	G 1955
Tony Sardisco	G 1956
Charlie Sieminski	T 1963-65
Dave Hetema (62)	T 1967
Randy Beisler	G-T 1969-74
Steve Lawson	G 1976
Ernie Hughes	G 1978-80
Lawrence Pillers	DE 1980-84
Doug Rogers	DE 1986
Kevin Reach	G 1987
Jeff Bregel	G 1987-89
Harry Boatswain	T 1992-94
Ray Brown	G 1996-98

#66	
Don Burke (38,68,73)	FB/LB 1952-54
John Wittenborn	G 1958-60
Carlton Kanmerer	LB 1961-62
Roy Williams	T 1963-64
Elmer Collet	G 1967-72
Bob Penchion	T 1974-75
Johnny Miller	G 1977
Ted Vincent (75)	DT 1979
Bob Nelson	LB 1979
Allan Kennedy	T 1981-84
Limbo Parks (72)	G 1987
Mark Cochran (76)	T 1987
Terry Tausch	G 1989
David Wilkins	LB 1992
Bart Oates	C 1994-95
Kevin Gogan	G 1997-98

#67	
Nick Feher	G 1951-54
Walter Rock	T 1963-67
John Watson	T 1971-76
Ron Singleton	T 1977-80
Jim Nicholson	T 1981
Pete Kugler (77)	DT 1982-83, 1986-90
John Macauley	OL 1984

Billy Shields	T 1984
Roy Foster	G 1991-93
Chris Dalman (50)	G-C 1994-98

#68	
Dave Sparks	G 1951
Don Burke (38,66,73)	FB/LB 1952
Bob Monsen	G 1952
Lou Palatella	G 1955-58
John Sutro	T 1962
Howard Mudd	G 1964-69
Kevin Hardy (86)	DT-G 1970
Jeff Hart	G 1955
Mark Nordquist	G 1976
John Ayers	G 1976-86
Tim Long	C 1987
Dave Cullity	T 1989

#69	
Jerry Smith	G 1952-53
Bob Hantla	G 1954-55
Woody Peoples	G 1968-77
Riki Ellison (50)	LB 1983
Bruce Collie	T-G 1985-89, 92
Bob Standifer	NT 1987
Tom Nelville	G 1991
Rod Milstead	G 1994-97
Phil Ostrowski	G 1998

#70	
Tom Dahms	T 1957
Charles Krueger	DT 1959-73

#71	
Zigmund Zamlynsky	HB 1946
Ed Rohnett	HB 1947
Verl Lillywhite (81)	HB 1948-50
Keith Fahnhorst	T 1974-87
Brian Bollinger	G 1992-94
Charles Mann	DE 1994
Daryl Price (91,96)	DE 1996
Albert Reese	DT 1997
Chris Ruhman	T 1998

#72	
Norm Standlee (32)	FB 1946-51
Ray Collins (43)	T 1952
Bill Herchman	T 1956-59
Leon Donohue	T 1962-64
Charlie Johnson	DT 1966-67
Bill Belk	DE 1968-74
Cleveland Elam	DT 1975-78
Rueben Vaughan	DT 1979
Ken Bungarada (64)	T 1980
Jeff Stover	DE 1982-88
Limbo Parks (66)	G 1987
Frank Pollack (75)	T-G 1990-91
Mark Thomas	DE 1992-94
Oliver Barnett	DE 1995
Dave Fiore	T/TE 1996
Jamie Brown	T 1998

#73	
Dick Renfro	FB 1946
Ned Matthews (83)	HB 1946
Don Burke (38,66,68)	FB/LB 1950
Hardy Brown	LB 1951-56
Leo Nomellini (42)	T 1952-63
Dave McCormick	T 1966
Lance Olssen	T 1968-69

#74	
Ken Roskie	FB 1946
Leonard Masini	FB 1947-48
Joe Perry	FB 1948-51
Bob Toneff (62)	T 1954-59
Henry Schmidt	T 1959-60
Lou Cordileone	G 1961
Clark Miller	DE 1962-68
Earl Edwards	DT 1969-72
Stan Hindman (80)	DE 1974
Jimmy Webb	DT 1975-80



Fred Dean	DE	1981-85
Steve Wallace	T	1986-96
Dave Fiore	T	1998

#75

Bishop Strickland	FB	1951
Al Carapella (45)	T	1953-55
Ed Henke (47,89)	DE	1956-60
John Mellekus	C	1962
Clyde Brock	T	1963
Jim Norton	T	1965-66
Forest Blue	C	1968-74
Ed Galigher	DT	1977-79
Ted Vincent (66)	DT	1979-80
John Harty	DT	1981-83-86
Kevin Fagan	DE	1987-93
Frank Pollack (72)	T-G	1994-96

#76

Don Campora (41)	T	1952
Marion Campbell	T	1954-55
Jon Gonzaga	T	1956
Len Rohde	T	1960-74
Bill Cooke	DE	1976
Willie McCray	DE	1978
Dwaine Board	DE	1979-88
Mark Cochran (66)	T	1987
Rollin Putzier (64)	NT	1989
Fred Smerlas	NT	1990
Jacob Green	DE	1992
John Childs	T	1993
Kirk Scrafford	G-T	1995-98

#77

Hampton Tanner	T	1951
Hal Miller	T	1953
Sid Youngelman	T	1955
Bruce Bosley	C-G	1956-68
Jean Barrett	T	1973-80
Pete Kugler (67)	DT	1981
William (Bubba) Paris	T	1982-90
Greg Liter	DE	1987
James Parish	T	1993
Karl Wilson	DL	1993
Oliver Barnett	DE	1995
Tim Hanshaw	G	1995-98

#78

Bob Cross	T	1956-57
John Thomas	G	1958-67
Sam Silas	DE	1969-70
Rolf Krueger	DT	1972-74
Wayne Baker	DT	1975
Archie Reese	DE	1978-81
Lindsay Mason	T	1982
Daryle Skaugstad	DT	1983
Chris Lindstrom	DT	1983
John Choma (60)	G/C	1983
Manu Tuiaasopu	DT	1984-86
Gary Hoffman	T	1987
Pierce Holt (98)	DE	1989-92
Michael Brandon	DE	1995-96
Shane Bonham	DT	1998

#79

Bob St. Clair	T	1953-64
Casimir Bandaszek	T	1967-77
Al Cowlings	DE	1979
Jim Stuckey	DE	1980-85
Glen Collins	DE	1987
Harris Barton	T	1987-98

#80

Jackson Brumfield	E	1954
Charles Smith	E	1956
Jerry Mertens	HB	1958-65
Stan Hindman (74)	DE	1966-71, 73
Mike Bettiga	WR	1973
Steve Rivera	WR	1976
Terry LeCount	WR	1978
Eason Ramson	TE	1979-83
Jerry Rice	WR	1985-98

#81

Len Eshmont	HB	1946-49
Dan Sandifer	DB	1950
Verl Lillywhite (71)	HB	1951
Dave Parks	E	1964-67
Leo Johnson	WR	1969-70
Ed Beverly	WR	1973
Willie McGee	E	1976
Ken MacAfee	TE	1978-79
Matt Bouza	WR	1981
Russ Francis	TE	1982-87
Wes Chandler	WR	1988
Jamie Williams	TE	1989-93
Ed McCaffrey	WR	1994
Mike Caldwell (13, 17)	WR	1995
Terrell Owens	WR	1996-98

#82

Pete Franceschi	HB	1946
Joe Vetrano	HB	1946-49
Emil Sitks	HB	1950
Joe Arenas (22)	HB	1951
Gordy Soltau (82)	E	1952-58
Jerry Wilson	LB	1960
Floyd Dean (50,57)	LB	1963
Bob Poole	TE	1964-65
Ted Kwalick	TE	1969-74
Len Garrett	TE	1975
Lon Boyett	TE	1978
Bob Bruer	TE	1979-80
Lewis Gilbert	TE	1980
Brian Peets	TE	1981
Tony Cline	DE	1976
Terry Greer (29,83)	WR	1987
John Taylor	WR	1986-95
Irv Smith	TE	1998

#83

Ken Casanega	HB	1946,1948
Ned Matthews (73)	HB	1947
Sam Cathcart (86, 28)	HB	1949-50
Rex Berry (23)	HB	1951
Pat O'Donahue	E	1953
Clay Matthews (46)	E	1953-55
Gordon Kelly	LB	1960-61
Sonny Randle	E	1967
Terry Beasley (88)	WR	1972-73
Kenny Harrison	WR	1976-78
Renaldo Nehemiah	WR	1982-84
Derrick Crawford	WR	1986
Carl Monroe (32)	HB	1983-87
Terry Greer (29,82)	WR	1988-89
Ronald Lewis	WR	1990-92
Sanjay Beach (86)	WR	1993
J.J. Stokes	WR	1995-98

#84

Parker Hall	QB	1946
Earle Parsons	HB	1946-47
Billy Wilson	E	1951-60
Gary Knafelc	E	1963
Vern Burke	E	1965
Dave Olerich	E	1967-68, 1972-73
Tom Mitchell	TE	1974-77
Elmo Boyd	WR	1978
Mike Schumann	WR	1978-79, 1981
Darius Durham	WR	1983
Al Dixon	TE	1984
Ken Margerum	WR	1986-87
Thomas Henley	WR	1987
Brent Jones (88)	TE	1988-97

#85

Eddie Carr	HB	1947-49
Bob White (25)	HB	1951
Bill Jessup (55)	E	1951-52, 1954-58
Al Endriss	E	1952
Monty Stickles	TE	1960-67
Clifton McNeil	CB	1968-69
Preston Riley	WR	1970-72



Robert West	WR	1974
Bill Larson	TE	1975
Paul Seal	TE	1977-79
Jimmy Robinson	WR	1980
Michael Wilson	WR	1981-90
Trot Kyles	WR	1992
John Brandes	TE	1993
Ted Popson	TE	1994-95
Greg Clark	TE	1997-98

## #86

Sam Cathcart (28, 83)	HB	1949-50
Jackson Brumfield	E	1954
Tom Stolhandske	E	1955
Clyde Conner	E	1956-63
Dan Colchico	DE	1960-64,1967
Steve Smith	TE	1966-67
Kevin Hardy (68)	DT-G	1968-69
Cedrick Hardman	DE	1970-79
Charlie Young	TE	1980-82
John Frank	TE	1984-88
Tony Gladney	WR	1987
Mike Barber	WR	1989
Sanjay Beach (83)	WR	1991
Odessa Turner	WR	1992-93
Brett Carolan	TE	1994-95
Sean Manuel	TE	1996
Chad Fann	WR	1997-98

## #87

Charles Powell	E	1952-53,1955-57
Fred Dugan	E	1958-59
Dee Mackey	TE	1960
Dan LaRose	DE	1965
Tom Holzer	DE	1967
Mike Raines	DT	1974
Jim Lash	WR	1976
Rick DeSimone	TE	1978
Larry Jones (21)	WR	1978
Jack Steptoe	WR	1978
Dwight Clark	WR	1979-87

## #88

Forrest Hall	HB	1948
Don Garlin	HB	1949-50
Pete Schabarum (43)	HB	1951
Gail Bruce (54)	E	1952
Harry Babcock	E	1953-55
Clyde Conner	E	1956-63
Dick Witcher (34)	E	1963-73
Terry Beasley (83)	WR	1974
Rick Jennings	WR	1977
Freddie Solomon	WR	1978-85
Chris Dressel (47)	TE	1992
Brent Jones (84)	TE	1987
Calvin Nicholas	WR	1988
Mike Sherrard	WR	1989-92
Nate Singleton	WR	1993-95
Mark Harris (19)	WR	1997-98

## #89

Ed Henke (47,75)	DE	1952
Bob Van Doren	E	1953
Floyd Sagely	E	1954-56
Ted Vaught	E	1955
Aaron Thomas	E	1961
Kent Kramer	TE	1966
Bob Windsor	TE	1967-71
Keith Fahnhorst	T	1974-87
Jim Obradovich	TE	1976
James Owens (20)	WR	1980
Earl Cooper (49)	FB-TE	1983-85
Wesley Walls	TE	1989-93
Ron Heller	TE	1987-88
Chris Thomas	WR	1995
Iheanyi Uwaezuoke	WR	1996-98

## #90

Jim Krahl	DT	1980
George Visger	DT	1980

Mike Clark	DE	1982
Todd Shell	LB	1984-87
Mark Korff	LB	1987
Darin Jordan	LB	1991-94
Junior Bryant	DE	1995-98

## #91

John Strzykalski (45)	HB	1946-51
Larry Roberts	DE	1986-92
Rhett Hall	DT	1994
Alfred Williams	DE	1995
Daryl Price (72, 96)	DE	1996-97
Kevin Greene	DE/LB	1997

## #92

Joe Vetrano (82)	HB	1946
Paul Crowe	HB	1948
Lowell Wagner (42)	HB	1949-51
Scott Garnett	NT	1985
Reno Patterson	DE	1987
Kevin Lilly	NT	1988-89
Tim Harris	LB	1991-92,1994,1995
Troy Wilson	LB-DE	1993-94
Mike Flores	DE	1995
Roy Barker	DE	1996-1998

## #93

Don Durdan	HB	1946
Jim Cason (43)	HB	1948-51
Clyde Glover	DE	1987
Garin Veris	DE	1992
Greg Joelson	DE	1991
Matt LaBounty	DE	1992-93

## #94

Earl Parsons	HB	1946
Wally Yonamine	HB	1947
Bob Sullivan	HB	1948
Royal Cathcart	HB	1950
Howie Livingston	HB	1950
Louie Kelcher	NT	1984
Charles Haley	LB	1992-94
Dana Stubblefield	DT	1993-97
David Richie	DT	1998

## #95

Michael Carter	NT	1984-92
Artie Smith	DL	1993-94
Richard Dent	DE	1994
Israel Ifeanyi (59)	DE-EL-E	1996
Marvin Washington	DE	1997

## #96

Dennis Harrison	DE	1986
Elston Ridge	DE	1987
Daniel Stubbs	DE	1988-89
Dennis Brown	DE	1990-96
Daryl Price (71, 91)	DE	1997
Jeff Posey	DE	1998

## #97

Gary Johnson	DT	1984-85
Doug Mikolas	NT	1987-88
Ted Washington	NT	1991-93
Bryant Young	DT	1994-98

## #98

Greg Boyd	DE	1985
Jerry Keeble	LB	1987
Pierce Holt (78)	DE	1988
Antonio Goss	LB	1989,1991-95
Gabe Wilkins	DE/DT	1998

## #99

Jim Monachino (49)	HB	1951
Michael Walter	LB	1984-93
Greg Wilks	LB	1987
Artie Smith (95)	DT	1994
Tim Harris	LB	1994,1995
David Benefield	LB	1996
Brentson Buckner	DT	1998



## 49ERS' AAFC DRAFTS (1946-49)

### 1947

- Davis, Glenn  
B. Army
- LeForce, Clyde  
B. Tusla, 6
  - Wiese, Bob  
B. Michigan, 14
  - Duke, Paul  
C. Georgia Tech, 22
  - Samuel, Don  
B. Oregon State, 30
  - Satterfield, Alf  
T. Vanderbilt, 38
  - Zilly, John  
E. Notre Dame, 46
  - Knight, Gene (Red)  
B. LSU, 54
  - Malmberg, Charlie  
T. Rice, 62
  - Leonetti, Bob  
G. Wake Forest, 70
  - Broyles, Frank  
QB, Georgia Tech, 78
  - Tyree, Jim  
E. Oklahoma, 86
  - Robnett, Ed  
B. Texas Tech, 94
  - Slater, Walter  
B. Tennessee, 102
  - Wheeler, Earl  
C. Arkansas, 110
  - Proctor, Les  
G. Texas, 118
  - DeRogatis, Al  
T. Duke, 126
  - Tullos, Earl  
T. LSU, 132
  - Meeks, Bryant  
C. South Carolina, 138
  - Royston, Ed  
G. Wake Forest, 144
  - Burngardner, Max  
E. Texas, 150

### 1948

- Scott, Joe  
B. San Francisco, 5
- Cason, Jim  
B. LSU, 15
- McCormick, Walt  
C. USC, 23
- Land, Fred  
T. LSU, 32
- O'Reilly, Phil  
T. Purdue, 38
- Luongo, Bill  
B. Pennsylvania, 50
- Steckroth, Bob  
E. William & Mary, 62
- Malinowski, Gene  
C. Detroit, 70
- Modzelski, Len  
T. Scranton, 78
- Rideout, Les  
B. Bowling Green, 86
- Olsonoski, Larry  
T. Purdue, 94
- Matulich, Wally  
B. Mississippi State, 102
- Ravensberg, Bob  
E. Indiana, 110
- Pritula, Bill  
T. Michigan, 118
- Fitzgerald, Art  
B. Yale, 126
- Barbolak, Pete  
T. Purdue, 134
- Loepfe, Dick  
T. Wisconsin, 142
- Heck, Bob  
E. Purdue, 150
- Lanhorne, Floyd  
G. Texas Tech, 158
- Bryant, Goble  
B. Pennsylvania, 174
- Talarico, Bill  
B. Pennsylvania, 174
- Marshall, Everett  
T. Pennsylvania
- Moss, Perry  
B. Illinois, 190
- Bell, Bill  
QB, Muhlenberg, 198
- Siegert, Herb  
G. Illinois, 206
- Williams, Frank  
B. Utah State, 214

### 1949 AAFC SECRET

#### SAN FRANCISCO

- Stautner, Ernie  
T. Boston College
- Winkler, Jim  
T. Texas A & M

### 1949

- Fritz, Chester  
T. Missouri, 7
- Lovuolo, Frank  
E. St. Bonaventure, 20
- De Nola, Mike  
B. Scranton, 28
- Brodnax, George  
E. Georgia Tech, 36
- Hamberger, John  
T. So. Methodist, 44
- Steigman, Dan  
C. North Carolina, 52
- Reid, Bernie  
G. Georgia, 60
- Wendt, Fred  
B. Texas-El Paso, 68
- Flowers, Dick  
T. Alabama, 76
- Lund, Bob  
B. Tennessee, 84
- Baker, Jon  
G. California, 92
- Reichert, Jim  
G. Arkansas, 100
- Garlin, Don  
B. California, 106
- Wismann, Pete  
C. St. Louis
- Hobbs, Homer  
G. Georgia, 124
- Schoultz, Paul  
B. Miami (Ohio), 171
- Kelly, Jack  
T. Louisiana Tech, 176
- Flanakin, Jasper  
E. Baylor, 181
- Smith, Rudy  
T. Louisiana Tech, 186
- Long, Gordon  
B. Arkansas, 191



# 49ERS' ALL-TIME NFL DRAFT

## 1950

(January 21-22, 1950)  
(Drafted Alternately 9-10)

- NOMELLINI, LEO  
T, 6-3, 260, Minnesota
- CAMPORA, DON  
T, 6-3, 270, Pacific
- COLLINS, RAY  
T, 6-0, 230, LSU
- BAILEY, MORRIS  
E, 6-2, 215, Texas Christian
- KANE, HARRY  
C, 6-1, 215, Pacific
- VAN POOL, DON  
E, 6-3, 225, Oklahoma
- BERRY, LINDY  
B, 6-0, 180, Texas Christian
- WILLIAMS, ELLERY  
E, 6-2, 200, Santa Clara
- ZINACH, PETE  
B, 6-0, 190 West Virginia
- CELERI, BOB  
B, 5-10, 175, California
- DOW, HARLEY  
T, 6-2, 220, San Jose State
- BURKE, DON  
B, 6-0, 235, USC
- CECCONI, LOU  
B, 5-8, 171, Pittsburgh
- PAYNE, TOM  
E, 6-2, 200, Santa Clara
- CRAMPSEY, LEO  
E, 6-1, 195, St. Bonaventure
- SHAW, CHARLEY  
G, 6-3, 195, Oklahoma A&M
- VAN METER, CLIFF  
B, 6-1, 198, Tulane
- GENITO, RALPH  
B, 5-11, 180, Kentucky
- KLEIN, FORREST  
G, 6-0, 205, California
- NIX, JACK  
E, 6-2, 205, USC
- ALKER, GUERIN  
C, 6-1, 207, Loyola
- WILSON, BILLY  
E, 6-3, 198, San Jose State
- WILLIAMS, JIM  
E, 6-2, 185, Rice
- WYMAN, BILL  
T, 6-2, 220, Rice
- DUNN, BOB  
G, 6-2, 200, Dayton
- POWERS, JIM  
B, 6-0, 183, USC
- JOHNSON, KEN  
G, 6-3, 200, Pacific
- HALL, CHARLEY  
B, 6-1, 190, Arizona
- WHELAN, BOB  
B, 5-11, 175, Boston U.
- STILLWELL, BOB  
E, 6-0, 200, USC
- MIXON, BILL  
HB, 5-11, 197, Georgia
- Choice to Cleveland
- (A) STEERE, DICK  
T, 6-3, 225, Drake
- (B) CARAPELLA, AL  
(Choice from Chicago Cardinals)  
T, 6-0, 235, Miami (FLA)
- STRICKLAND, BISHOP  
HB, 5-10, 195, USC
- FORBES, DICK  
E, 6-2, 215, St. Ambrose
- ARENAS, JOE  
HB, 5-11, 180, Omaha
- VAN ALSTYNE, BRUCE  
E, 6-3, 205, Stanford
- FEHER, NICK  
G, 6-0, 220, Georgia
- JESSUP, BILL  
E, 6-1, 195, USC
- MONACHINO, JIM  
HB, 5-10, 190, California
- MARVIN, DICK  
E, 6-3, 190, Georgia Tech
- BERRY, REX  
B, 5-11, 180, Brigham Young
- SPARKS, DAVE  
G, 6-1, 228, South Carolina
- WHITE, BOB  
B, 5-11, 174, Stanford
- MICHALIK, ART  
G, 6-2, 225, St. Ambrose
- MURPHY, JIM  
T, 6-3, 240, Xavier
- PHILLIPS, JOHN  
B, 6-0, 178, Mississippi State
- TATE, AL  
T, 5-11, 210, Illinois
- BROWN, HARDY  
B, 6-0, 195, Tulsa
- WINSLOW, DWIGHT  
B, 6-3, 205, Boise J.C.
- BRUNSWALD, WALLY  
HB, 6-0, 170, Gustavus Adolphus
- KINSFORD, TOM  
B, 5-11, 180, Montana
- PETERSON, MIKE  
E, 6-1, 201, Denver
- CARPENTER, KEITH  
T, 6-3, 226, San Jose State
- LUNG, RAY  
G, 5-9, 209, Oregon
- ROHAN, JACK  
HB, 6-0, 185, Loras College
- GARNETT, S.P.  
T, 6-3, 215, Kansas
- FASKE, JERRY  
HB, 5-9, 190, Iowa
- CAMPBELL, MARION  
T, 6-3, 245, Georgia
- O'DONAHUE, PAT  
E, 6-1, 205, Wisconsin
- BEASLEY, JIM  
C, 6-4, 215, Tulsa
- ROBISON, DON  
B, 6-1, 190, California
- SMITH, JERRY  
T, 6-1, 230, Wisconsin
- CHRISTIAN, GLEN  
HB, 5-10, 180, Idaho
- WEST, CARL  
B, 6-2, 214, Mississippi
- KIMMEL, J.D.  
T, 6-4, 245, Army - Houston
- SNYDER, FRED  
E, 6-1, 180, Loyola
- YEAGER, RUDY  
T, 6-3, 210, LSU
- SIMONS, FRANK  
E, 6-3, 195, Nebraska
- NORMAN, HALDO  
E, 6-3, 200, Gustavus Adolphus
- MEYERS, BOB  
B, 6-2, 185, Stanford
- BALDOCK, AL  
E, 6-2, 200, USC
- CAREY, BILL  
E, 6-4, 219, Michigan State
- TALARICO, SAM  
T, 6-0, 207, Indiana
- YATES, JESS  
E, 6-2, 190, LSU
- OFFIELD, GENE  
E, 5-11, 195, Hardin-Simmons
- COZAD, JIM  
T, 6-2, 215, Santa Clara
- GLAZIER, BILL  
E, 6-1, 189, Arizona
- KREUGER, RALPH  
T, 6-3, 225, California
- LAUGHLIN, HENRY  
B, 6-1, 200, Kansas
- KANE, DICK  
G, 6-3, 215, Cincinnati
- SCHAFF, WALDO  
T, 6-3, 210, Oklahoma A&M
- PALUMBO, JOE  
G, 5-10 1/2, 205, Virginia
- MOSHER, CHUCK  
E, 6-3, 200, Colorado
- PATRICK, DICK  
C, 6-2, 215, Oregon

## 1953

(January 22, 1953)  
(Drafted Alternately 9-8-7)

- (A) Bonus Choice: BABCOCK, HARRY  
E, 6-2, 196, Georgia
- (B) STOLHANDSKE, TOM  
E, 6-2, 210, Texas
- MORRIS, GEORGE  
C, 6-3, 235, Georgia Tech
- ST. CLAIR, BOB  
T, 6-7, 250, USF-Tulsa
- FULLERTON, ED  
B, 6-0, 205, Maryland
- MILLER, HAL  
T, 6-4, 240, Georgia Tech

## 1952

(January 17, 1952)  
(Drafted Alternately 8-9)

- McELHENNY, HUGH  
HB, 6-1, 198, Washington
- TONEFF, BOB  
T, 6-2, 252, Notre Dame
- (A) SHANNON, GENE  
HB, 5-11, 180, Houston  
(Choice from Chicago Cards)
- (B) TIDWELL, BILLY  
HB, 5-9, 178, Texas A&M

## 1951

(January 18-19, 1951)  
(Drafted Alternately 2-3)

- TITTLE, Y.A.  
QB, 6-0, 190, LSU
- SCHABARUM, PETE  
HB, 5-11, 185, California



6. Choice to Chicago Bears
7. CARR, PAUL  
B, 6-0, 205, Houston
8. HOGLAND, DOUG  
T, 6-3, 225, Oregon State
9. LEDYARD, HAL  
QB, 6-01\_2, 185,  
UT-Chattanooga
10. BROWN, PETE  
G, 6-2, 217, Georgia Tech
11. CHARLTON, AL  
B, 5-11, 185, Washington  
State
12. LEACH, CARSON  
G, 5-10, 218, Duke
13. EARLEY, BILL  
B, 6-1, 198, Washington
14. FLETCHER, TOM  
B, 6-0, 195, St. Mary's -  
Arizona State
15. GENTHNER, CHARLEY  
T, 6-2, 225, Texas
16. DURIG, FRED  
B, 6-1, 200, Bowling Green
17. LATHAM, HUGH  
T, 6-3, 225, San Diego State
18. WACHOLZ, STAN  
E, 6-31/2, 200, San Jose State
19. DuCLOS, KING  
E, 6-3, 218, Texas Western
20. HUIZINGA, RAY  
T, 6-5, 230, Northwestern
21. BAHNSEN, KEN  
B, 5-10, 200, North Texas  
State
22. ROBBINS, LAVERNE  
G, 5-111/2, 225, Midwestern
23. HUNT, TRAVIS  
T, 6-1, 220, Alabama
24. MORGAN, ED  
B, 6-1, 195, Tennessee
25. STOCKERT, ERNIE  
E, 6-6, 220, UCLA
26. COOPER, HARLEY  
B, 6-1, 195, Arizona State
27. McCLEOD, RALPH  
E, 6-4, 205, LSU
28. NOVIKOFF, TOM  
B, 6-0, 195, Oregon
29. STILLWELL, DON  
E, 6-1, 180, USC
30. No pick as result of  
BONUS CHOICE

## 1954

(January 28, 1954)  
(Drafted 10th)

1. FALONEY, BERNIE  
QB, 6-1, 190, Maryland
2. RUCKA, LEO  
G, 6-3, 225, Omaha
3. KORCHECK, STEVE  
C, 6-1, 205, George  
Washington
4. BOXHOLD, CHARLIE  
HB, 5-11, 186, Maryland
5. (A) HANTLA, BOB  
(Choice from Pittsburgh)  
G, 6-1, 220, Kansas
5. (B) MINCEVICI, FRANK  
G, 6-2, 245, South Carolina
6. SAGELY, FLOYD  
E, 6-1, 187, Arkansas
7. YOUNGELMAN, SID  
T, 6-3, 247, Alabama
8. Choice to Cleveland

9. CONNOLLY, TED  
G, 6-3, 230, Santa Clara-Tulsa
10. GOSS, DON  
T, 6-5, 260, SMU
11. SKOCKO, JOHN  
E, 6-3, 220, USC
12. EASTERWOOD, HAL  
C, 6-0, 195, Mississippi State
13. WILLIAMS, MORGAN  
G, 6-11/2, 195, Texas Christian
14. WILLIAMS, SAM  
HB, 6-1, 190, California
15. (A) GOSSAGE, EDWARD  
(Choice from Green Bay)  
T, 6-3, 200, Georgia Tech.
15. (B) PALUMBO, SAM  
G, 6-2, 220, Notre Dame
16. FIVEASH, BOBBY  
HB, 5-11, 185, Florida State
17. KAUTZ, KARL  
T, 6-2, 245, Texas Tech
18. KAY, MORRIS  
E, 6-2, 204, Kansas
19. EDMISTON, BOB  
T, 6-2, 255, Temple -  
Michigan State
20. DiPIETRO, FRANK  
B, 6-1, 197, Georgia
21. ALSUP, HOWARD  
T, 6-4, 230, Middle Tennessee  
State
22. REYNOLDS, RALPH  
B, 6-0, 186, North Texas State
23. FENSTEMAKER, LEROY  
QB, 6-2, 205, Rice
24. DANIELS, JERRY  
T, 6-1, 230, Tennessee Tech
25. PLATT, JOHN  
FB, 6-2, 215, Elon - Kentucky
26. BELLO, PETE  
C, 6-0, 205, Pasadena City  
College
27. BAKER, ED  
G, 6-11/2, 225, Omaha
28. GARBRECHT, BOB  
FB, 6-1, 205, Rice
29. DUNN, TED  
B, 6-1, 200, Murray State -  
Washington (Missouri)
30. FOLKS, DON  
E, 6-2, 210, Houston

## 1955

(January 27-28, 1955)  
(Drafted Alternately 8-9)

1. MOEGLE, DICK  
HB, 6-0, 180, Rice
2. MORZE, FRANK  
T, 6-4, 245, Boston College
3. HARDY, CARROLL  
HB, 6-0, 185, Colorado
4. HAZELFINE, MATT  
C, 6-2, 201, California
5. KRAEMER, ELDRED  
T, 6-3, 235, Pittsburgh
6. LUNA, BOBBY  
HB, 5-11, 183, Alabama
7. DEAN, JOHN  
QB, 6-1, 195, VPI
- +8. MEYERS, FRED  
QB, 6-2, 205, Oklahoma
- +9. PREZIOSIO, FRED  
T, 6-2, 245, Purdue
10. ASHBACHER, RON  
E, 6-3, 220, Oregon State
11. RATELLA, RUDY  
E, 6-31/2, 215, Omaha
- +12. PALATELLA, LOU  
T, 6-2, 230, Pittsburgh
13. GASKELL, RICHIE  
E, 6-2, 195, George Washington
14. McKEITHAN, NICK  
HB, 6-1, 195, Duke
15. HESS, BURDETTE  
G, 6-0, 220, Idaho
16. HALL, JIM  
E, 6-2, 195, Auburn
17. NEWTON, BOB  
G, 6-2, 220, San Diego State
18. PHEISTER, RON  
E, 6-2, 210, Oregon
19. GARZOLI, JOHN  
T, 6-7, 265, California
20. DYER, GLEN  
QB, 6-5, 200, Texas
21. MADEROS, GEORGE  
E, 6-1, 195, Chico State
22. VANN, PETE  
QB, 6-1, 189, Army
- +23. GUNNARI, TOM  
G, 6-2, 220, Washington State
24. HEASTON, BOB  
G, 6-2, 222, Cal Poly - SLO
25. WADE, DEWEY  
E, 6-1, 225, Kansas State
26. KERR, JOHNNY  
E, 6-0, 170, Purdue
- +27. SHOCKEY, DICK  
QB, 6-3, 210, Marquette
28. SANDERS, DON  
HB, 6-0, 185, Stanford
- +29. KNIEDINGER, OTTO  
T, 6-2, 230, Penn State
- +30. GONGOLA, BOB  
QB, 6-3, 180, Illinois

## 1956

(Nov. 29, 1955/Jan. 19, 1956)  
(Drafted Alternately 1-2)

1. MORRALL, EARL  
QB, 6-1, 190, Michigan State
2. BOSLEY, BRUCE  
T, 6-2, 240, West Virginia
3. HERCHMAN, BILL  
T, 6-2, 249, Texas Tech
4. PAJACZKOWSKI, FRANK  
HB, 6-0, 187, Richmond
5. Choice to Los Angeles
6. SARDISCO, TONY  
G-LB, 6-2, 210, Tulane
- +7. BARNES, LARRY  
FB, 6-1, 215, Colorado A&M
8. SMITH, CHARLES  
E, 6-2, 200, Abilene Christian
9. COX, JIM  
E, 6-3, 190, Cal Poly - SLO
10. ZALESKI, JERRY  
HB, 5-10, 195, Colorado A&M
11. PELL, STEWART  
T, 6-4, 225, North Carolina
12. SWEDBERG, ROGER  
TE, 6-1, 220, Iowa
13. MOODY, RALPH  
HB, 6-0, 195, Kansas
- +14. OWENS, R.C.  
E, 6-3, 205, College of Idaho
15. (A) HENDERSON, REED  
G-T, 6-2, 235, Utah State
15. (B) BOYD, GENE  
(Choice from Pittsburgh)  
HB, 6-0, 200, Abilene Christian



16. **HERRING, GEORGE**  
QB, 6-3, 200, Mississippi Southern
17. **WEIS, RICHARD**  
T, 6-1, 230, Mississippi
- +18. **YELVERTON, BILLY**  
TE, 6-4, 215, Mississippi
19. **ARRIGONI, PETE**  
HB, 6-0, 185, Arizona
20. **SCARBROUGH, BOB**  
C-G, 6-1, 210, Auburn
21. **JOYNER, L.C.**  
HB-E, 6-1, 185, Contra Costa J.C.
22. **WESSMAN, CLARENCE**  
E, 6-3, 235, San Jose State
23. **MONROE, MIKE**  
HB, 6-1, 205, Washington
25. **WALLACE, ED**  
G, 6-3, 260, San Diego J.C.
26. **GOAD, PAUL**  
HB, 6-0, 200, Abilene Christian
26. **LOUDD, ROMMIE**  
E, 6-0, 215, UCLA
27. **GUSTAFSON, JERRY**  
QB, 6-2, 190, Stanford
- +28. **DREW, JERRY**  
FB, 5-10, 195, California
29. **BENSON, DEAN**  
E, 6-3, 195, Willamette
- +30. **MITCHELL, BOB**  
G-T, 6-0, 204, Puget Sound

## 1957

(November 27, 1956)  
(Drafted 2nd)

1. **BRODIE, JOHN**  
QB, 6-1, 195, Stanford
2. **WOODSON, ABE**  
HB, 5-11, 188, Illinois
3. **Choice to Los Angeles**
4. (A) **RIDLON, JIM**  
HB, 6-1, 195, Syracuse
4. (B) **SANDUSKY, MIKE**  
(Choice from Chicago Cardinals)  
G, 5-11, 228, Maryland
5. **RUBKE, KARL**  
C, 6-4, 235, USC
6. (A) **HUNTER, JIM**  
HB, 6-0, 195, Missouri
6. (B) **RHODES, BILL**  
(Choice from Philadelphia)  
HB, 6-0, 200, Western State
- +7. **DUGAN, FRED**  
E, 6-3, 195, Dayton
8. **PITTS, BERNIE**  
E, 6-2, 190, Denver
- +9. **BRUECKMAN, CHARLES**  
C-LB, 6-2, 218, Pittsburgh
- +10. **HURST, JERRY**  
T, 6-7, 240, Middle Tennessee
- +11. **DAVIS, TOM**  
HB, 6-2, 205, LSU
- +12. **SINGTON, FRED**  
T-G, 6-1, 225, Alabama
13. **MACKEY, CHARLES**  
E, 6-4, 190, Arizona State
14. **WARZEKA, RON**  
T, 6-3, 235, Montana State
- +15. **KAISER, EARL**  
HB, 6-0, 190, Houston
16. **KRISTOPAITIS, VIC**  
FB, 6-2, 205, Dayton
17. **KUHN, DAVE**  
C-LB, 6-1, 220, Kentucky

18. **GUY, RICHARD**  
G, 6-3, 225, Ohio State
19. **BABB, GENE**  
FB, 6-2, 210, Austin
20. **DeLOACH, SID**  
G, 6-1, 220, Duke
21. **WILCOX, FRED**  
HB, 6-1, 185, Tulane
22. **TRIPP, PAUL**  
T, 6-3, 240, Idaho State
23. **THOMAS, JOHN**  
E, 6-5, 215, Pacific
24. **LADNER, JOHN**  
E, 6-2, 205, Wake Forest
25. **MEYER, RAY**  
FB, 5-11, 210, Lamar Tech
- +26. **TOPPING, TOM**  
T-G, 6-2, 215, Duke
27. **VICIC, DON**  
FB, 6-1, 210, Ohio State
28. **CURTIS, BILL**  
HB, 6-3, 180, Texas Christian
29. **HALLBECK, VERN**  
LB, 6-2, 213, Texas Christian
30. **PARKS, GEORGE**  
QB, 6-2, 205, Lamar Tech

## 1958

(Dec. 2, 1957/Jan. 28, 1958)  
(Drafted Alternately 8-9)

1. (A) **PACE, JIM**  
(Choice from Pittsburgh)  
HB, 6-0, 195, Michigan
1. (B) **KRUEGER, CHARLES**  
T, 6-4, 230, Texas A&M
- +2. **NEWMAN, BOB**  
QB, 6-2, 190, Washington State
3. **HOPPE, BOB**  
HB, 6-0, 190, Auburn
4. **VARONE, JOHN**  
HB, 5-11, 190, Miami (Fla.)
5. **ATKINS, BILL**  
HB, 6-1, 200, Auburn
6. **SCHMIDT, HENRY**  
T, 6-4, 245, Trinity College
7. **Choice to Detroit**
8. (A) **MILLS, RON**  
HB, 6-1, 180, West Texas State
- +8. (B) **BURTON, LEON**  
(Choice from Chicago Cardinals)  
HB, 5-9, 170, Arizona State
9. **TROUTMAN, GEORGE**  
C, 6-4, 260, Capitol (Ohio)
- +10. **HECKMAN, VEL**  
T, 6-0, 230, Florida
- +11. **WHARTON, ROBERT**  
T, 6-2, 238, Houston
12. **WILLIAMS, PETE**  
T, 6-1, 225, Lehigh
13. (A) **DUKES, HAROLD**  
E, 6-2, 225, Michigan State
13. (B) **YORE, JAMES**  
(Choice from Pittsburgh)  
FB, 6-2, 225, Indiana
14. **FIELDS, MAX**  
HB, 5-10, 185, Whittier College
15. **Choice to Detroit**
16. **SHIRKEY, GEORGE**  
T, 6-4, 250, Stephen F. Austin
17. **WITTENBORN, JOHN**  
T, 6-2, 238, SE Missouri St.
18. **MORRIS, DENNIT**  
G-LB, 6-1, 230, Oklahoma
19. **MUSHATT, RANNIE**  
G, 6-4, 244, Grambling
20. **MERTENS, JERRY**  
E, 6-0, 185, Drake
21. **CHRISTIAN, DON**  
HB, 6-0, 190, Arkansas
22. **HARTMAN, BRUCE**  
T, 6-0, 245, Luther College
23. **FIELDS, LARRY**  
HB, 6-0, 200, Utah
- +24. **MACKEY, DEE**  
E, 6-5, 227, E. Texas St.
25. **KAUZMAREK, BILL**  
C, 6-0, 225, SW Missouri St.
- +26. **HILL, HILLARD**  
E, 6-1, 188, USC
27. **WIWUCKI, BOB**  
E, 6-3, 225, Notre Dame
28. **WARREN, GARLAND**  
C, 6-1, 225, No. Texas St.
29. **HODGES, HERMAN**  
HB, 6-2, 210, Sam Houston
- +30. **STAHURA, TED**  
T, 6-0, 250, Pittsburg State

## 1959

(Dec. 2, 1958/Jan. 22, 1959)  
(Drafted 6th)

1. (A) **BAKER, DAVE**  
HB, 6-0, 190, Oklahoma
1. (B) **JAMES, DAN**  
(Choice from Pittsburgh)  
C, 6-2, 250, Ohio State
2. **HARRISON, BOB**  
LB, 6-2, 227, Oklahoma
3. **DOVE, EDDIE**  
HB, 6-2, 183, Colorado
4. **CLARK, MONTE**  
DT, 6-6, 260, USC
5. **GEREMIA, FRANK**  
T, 6-3, 245, Notre Dame
6. **BAVARO, WALLY**  
T, 6-4, 245, Holy Cross
- +7. (A) **COLCHICO, DAN**  
E, 6-4, 225, San Jose State
7. (B) **ROGERS, DON**  
(Choice from Chicago Cardinals)  
LB, 6-2, 245, South Carolina
8. **AKIN, LEWIS**  
E, 6-4, 210, Vanderbilt
9. **GREEN, ROBERT**  
HB, 5-11, 175, Florida
10. **NAGURSKI, BRONKO**  
T, 6-2, 235, Notre Dame
11. **HAYS, JACK**  
HB, 6-2, 190, Trinity College
12. **KORUTZ, BILL**  
C, 6-2, 250, Dayton
13. **LOPASKY, BILL**  
G, 6-2, 235, West Virginia
14. **DUKES, MICHAEL**  
FB-LB, 6-3, 218, Clemson
15. **BELLAND, JOE**  
HB, 5-10, 182, Arizona State
16. **COOK, BOB**  
HB, 6-3, 185, Idaho State
17. **JURCZAK, JEROME**  
C, 6-2 1/2, 220, St. Benedict's
18. **COWLEY, JACK**  
T, 6-2, 210, Trinity College
- +19. **OSBORNE, TOM**  
HB, 6-3, 195, Hastings (Nebraska)
- +20. **DEESE, TOBY**  
T, 6-2, 222, Georgia Tech
21. **CARR, LUTHER**  
HB, 5-10, 185, Washington



22. McQUEEN, BURNIO  
E, 6-3, 200, North Carolina A&T
23. DOLLAHAN, BRUCE  
T, 6-3, 225, Illinois
24. CHUDY, CRAIG  
E, 6-3, 200, UCLA
- +25. GEE, ROY  
G, 6-2, 200, Trinity College
26. YOUNG, ED  
E, 6-2, 215, Louisville
27. SEMENKO, MEL  
T, 6-2, 220, Colorado
28. McCLUSKEY, MIKE  
HB, 6-0, 185, Washington
29. BOLTON, JACK  
T, 6-3, 235, Puget Sound
30. CARTER, LOWELL  
E-LB, 6-3, 230, Denver

**1960**

(November 30, 1959)  
(Drafted Alternately 10-11)

1. STICKLES, MONTY  
E, 6-3, 232, Notre Dame
- +2. (A) KAMMERER, CARL  
LB, 6-3, 237, Pacific
2. (B) MAGAC, MIKE  
(Choice from Washington)  
G, 6-2, 225, Missouri
3. BREEDLOVE, ROD  
C-LB, 6-2, 215, Maryland
4. NORTON, RAY  
HB, 6-2, 184, San Jose State
5. ROHDE, LEN  
T, 6-4, 235, Utah State
6. MURCHISON, OLA  
E, 6-3, 211, Pacific
7. WATERS, BOB  
QB, 6-2, 188, Presbyterian
8. (A) MATHIS, BILL  
(Choice from Washington)  
HB, 6-1, 200, Clemson
8. (B) FUGLER, MAX  
C-LB, 6-2, 224, LSU
9. WAsDEN, BOB  
C-LB, 6-2, 220, Auburn
10. BRANCH, MEL  
E, 6-2, 220, LSU
11. (A) PITTS, ED  
(Choice from Pittsburgh)  
T, 6-2, 230, South Carolina
- +11. (B) HANSEN, ERNEST  
C, 6-4, 250, Arizona State
12. WILLIAMS, JIM  
T, 6-1, 255, North Carolina College
- +13. HINSHAW, DEAN  
T, 6-6, 240, Idaho State
14. CAMPBELL, GARY  
QB, 6-0, 199, Whittier
15. DOWDLE, MIKE  
FB-LB, 6-4, 225, Texas
16. HEINEKE, JIM  
T, 6-2, 230, Wisconsin
17. GONSOLIN, AUSTIN  
HB, 6-3, 205, Baylor
18. ROBINSON, CARL  
T, 6-5, 245, South Carolina State
19. PATE, BOBBY  
HB, 6-0, 175, Presbyterian
20. WOODWARD, JIM  
T, 6-5, 228, Lamar Tech

**1961**

(Dec. 27-28, 1960)  
(Drafted Alternately 9-10)

1. (A) JOHNSON, JIMMY  
(Choice from Pittsburgh)  
HB, 6-2, 184, UCLA
1. (B) CASEY, BERNIE  
FB, 6-4, 215, Bowling Green
1. (C) KILMER, BILL  
(Choice from New York via Baltimore)  
QB, 6-0, 190, UCLA
2. LAKES, ROLAND  
C-T, 6-4, 245, Wichita
3. COOPER, BILL  
FB, 6-2, 215, Muskingum
4. (A) THOMAS, AARON  
(Choice from Pittsburgh)  
E, 6-3, 208, Oregon
4. (B) MESSER, DALE  
HB, 5-10, 175, Fresno
5. (A) McCREARY, BOB  
T, 6-5, 250, Wake Forest
- +5. (B) MILLER, CLARK  
(Choice from Dallas)  
T, 6-5, 245, Utah State
- +6. McCLELLAN, MIKE  
HB, 6-0, 185, Oklahoma
7. PURDIN, RAY  
HB, 6-0, 185, Northwestern
8. PLUMLEY, NEILL  
T, 6-6, 240, Oregon State
- +9. (A) DONOHUE, LEON  
(Choice from Pittsburgh)  
T, 6-4, 245, San Jose State
9. (B) NINO, EVERISTO  
T, 6-4, 243, E. Texas State
10. HYNES, PAUL  
HB, 6-0, 210, Louisiana Tech
11. PARRILL, TONY  
LB, 6-1, 220, Illinois
- +12. COFFEY, DON  
E, 6-2, 190, Memphis State
13. (A) HACKLER, TOMMY  
(Choice from Pittsburgh)  
E, 6-4, 217, Tennessee
- +13. (B) FINCKE, JULIUS  
T, 6-3, 260, McNeese State
14. WORRELL, BILL  
T, 6-2, 240, Georgia
- +15. SAMS, BOB  
T, 6-2, 250, Central State (OK)
16. FULLER, CHARLIE  
HB, 5-11, 170, San Francisco State
17. JEWELL, TOM  
G, 6-1, 240, Idaho State
- +18. McFARLAND, KAY  
E-HB, 6-2, 180, Colorado State
19. SIMPSON, TOM  
C-OT, 6-3, 245, Davidson
20. PEERY, JERRY  
G-DT, 6-3, 245, Central State (OK)

**1962**

(December 4, 1961)  
(Drafted 8th)

1. ALWORTH, LANCE  
HB, 6-0, 180, Arkansas
2. PINE, ED  
LB, 6-4, 230, Utah
3. ADAMS, BILLY RAY  
FB, 6-2, 215, Mississippi

- +4. (A) DEAN, FLOYD  
LB, 6-4, 245, Florida
- +4. (B) SIEMINSKI, CHARLIE  
(Choice from Dallas)  
DT, 6-4, 245, Penn State
5. (A) WOODS, TED  
(Choice from St. Louis Cardinals)  
HB, 6-1, 194, Colorado
- +5. (B) LIND, MIKE  
FB, 6-2, 215, Notre Dame
6. (A) LUHNOW, KEITH  
(Choice from Washington)  
FB, 6-3, 220, Santa Ana J.C.
6. (B) BROWN, JERRY  
(Choice from Pittsburgh)  
G, 6-1, 230, Mississippi
6. (C) WINTER, BILL  
G, 6-1, 235, West Virginia
7. BURRELL, JOHN  
E, 6-3, 190, Rice
8. VOLLENWEIDER, JAMES  
HB-FB, 6-1, 210, Miami (Fla.)
9. ROBERTS, JIM  
T, 6-3, 240, Mississippi
10. COUSTILLAC, REGIS  
C, 6-2, 224, Pittsburgh
11. JEPSON, LARRY  
C, 6-5, 230, Furman
12. McPIKE, MILTON  
E, 6-2, 225, Kirksville Teachers
13. PIEROVICH, GEORGE  
LB-FB, 6-2, 225, California
14. EASTERLY, DICK  
DB, 5-11, 185, Syracuse
15. OSBORNE, RAY  
T, 6-6, 235, Mississippi State
16. FRANK, RON  
T, 6-6, 232, So. Dakota State
17. FOLTZ, WALLY  
E, 6-3, 218, De Pauw
18. BROWN, GARY  
T, 6-2, 239, Illinois
19. BURTON, BOB  
T, 6-2, 250, Murray State
20. McFARLAND, RODGER  
DB, 6-1, 183, Kansas

**1963**

(December 3, 1962)  
(Drafted Alternately 8-7)

1. ALEXANDER, KERMIT  
HB, 5-11, 186, UCLA
2. ROCK, WALTER  
OT-DT, 6-5, 240, Maryland
3. LISBON, DON  
HB, 6-0, 190, Bowling Green
4. Choice to Chicago
- +4. (A) ROSDAHL, HARRISON  
(Choice from Philadelphia)  
G, 6-4, 245, Penn State
4. (B) CAMPBELL, HUGH  
(Choice from Washington)  
E, 6-1, 184, Washington State
- +5. (A) BURKE, VERN  
E, 6-4/2, 201, Oregon State
- +5. (B) PILOT, JIM  
(Choice from Cleveland via Pittsburgh)  
FB, 6-1, 205, New Mexico State
5. (C) MOELLER, GARY  
(Choice from Chicago)  
LB, 6-1, 224, Ohio State
6. EMERICK, PAT  
LG, 6-2, 238, Western Michigan



7. DeCOURLEY, ERNEST  
DT, 6-6, 250, Moorehead State
- +8. LOCKE, ROGER  
E, 6-2, 185, Arizona State
- +9. MACZUZAK, JOHN  
T, 6-5, 245, Pittsburgh
10. LOPOUR, DICK  
HB, 6-2, 214, Huron
11. SHAFER, STEVE  
QB, 6-0, 185, Utah State
12. DENTON, ROBERT  
T, 6-2, 240, Mississippi State
13. SCHULTZ, DICK  
T, 6-3, 240, Ohio University
14. TOBIN, BILL  
HB, 5-11, 210, Missouri
- +15. ROSS, OLLIE  
FB, 6-0, 215, West Texas State
16. BOGDALKE, JIM  
DT, 6-4, 245, Toledo
17. REED, KEN  
G, 6-0, 230, Tulsa
- +18. SELLERS, JOHN  
T, 6-2, 220, Bakersfield J.C.
19. PRICE, BOB  
G, 6-1, 230, North Texas State
20. DAVIS, DON  
B, 5-11, 220, McMurry

## 1964

(December 2, 1963)  
(Drafted 1st)

1. PARKS, DAVE  
E, 6-2, 195, Texas Tech
2. MIRA, GEORGE  
QB, 5-11, 183, Miami (Fla.)
3. WILCOX, DAVE  
LB, 6-3, 230, Oregon
- +4. WILSON, JAMES  
G, 6-3, 244, Georgia
5. JOHNSON, RUDY  
FB, 5-11, 200, Nebraska
- +6. LEWIS, GARY  
FB, 6-2 1/2, 227, Arizona State
7. CLARKE, HAWOOD  
DB, 6-0, 196, Florida
- +8. (A) DAUGHERTY, BOB  
HB, 6-2, 185, Tulsa
8. (B) POOLE, BOB  
(Choice from Washington)  
TE, 6-4, 216, Clemson
9. MUDD, HOWARD  
G, 6-3, 237, Hillsdale
- +10. POLSER, FRED  
T, 6-5, 235, East Texas State
11. ALMQUIST, DENNIS  
G, 6-1, 218, Idaho
- +12. LONG, JIM  
FB, 6-1, 202, Fresno State
13. BROWN, ROBERT  
DT, 6-5, 263, Arkansas A&M
14. BEARD, ED  
T, 6-2, 235, Tennessee
15. GRIFFIN, JAMES  
E, 6-3 1/2, 230, Grambling
- +16. GORDON, CORNELL  
DB, 5-11, 180, North Carolina A&T
- +17. BRUSVAN, KEN  
T, 6-4, 223, Oregon State
- +18. COLE, JERRY  
E, 6-4, 215, Southwest Texas State
19. RAWSON, LARRY  
B, 5-11, 209, Auburn
20. BAKER, GENE  
G, 6-1, 235, Whitworth

## 1965

(November 28, 1964)  
(Drafted 2nd)

1. (A) WILLARD, KEN  
FB, 6-2, 230, North Carolina
1. (B) DONNELLY, GEORGE  
(Choice from Cleveland)  
DB, 6-3, 202, Illinois
2. CERNE, JOE  
C, 6-2, 237, Northwestern
3. (A) SCHWEICKERT, BOB  
(Choice from N.Y. Giants)  
HB, 6-1, 191, Virginia Poly
3. (B) NORTON, JIM  
T, 6-4, 247, Washington
3. (C) CHAPPLE, JACK  
(Choice from Baltimore)  
LB, 6-2, 225, Stanford
- +4. TODD, LARRY  
FL, 6-1, 190, Arizona State
- +5. McCORMICK, DAVE  
T, 6-6, 250, LSU
6. Choice to Cleveland
7. Choice to Green Bay
8. Choice to Minnesota
9. SWINFORD, WAYNE  
DB, 6-0 1/2, 185, Georgia
- +10. CAPPADONA, ROBERT  
HB, 6-2, 225, Northeastern
- +11. MASS, STEVE  
T, 6-2, 270, Detroit
- +12. PLUMP, DAVE  
HB, 6-0, 190, Fresno State
13. SCHUMACHER, GREG  
LB, 6-3, 230, Illinois
14. ANDRUSKI, FRANK  
DB, 6-0, 185, Utah
15. PABIAN, JOE  
T, 6-3, 270, West Virginia
- +16. HETTEMA, DAVE  
T, 6-3 1/2, 230, New Mexico
17. FRKETICH, LEN  
E, 6-3, 220, Oregon State
- +18. STANDRIDGE, LEON  
E, 6-3, 220, San Diego State
19. FORD, DALE  
QB-DB, 6-1, 200, Washington State
- +20. DUNCAN, DENNIS  
HB, 6-1, 200, Louisiana College

## 1966

(November 27, 1966)  
(Drafted Alternately 10-11)

1. HINDMAN, STAN  
DE-G, 6-3, 235, Mississippi
- +2. WINDSOR, BOB  
E, 6-4, 224, Kentucky
3. (A) RANDOLPH, ALVIN  
(Choice from Dallas)  
DB, 6-2, 193, Iowa
3. (B) BLAND, DAN  
DB, 5-11, 190, Mississippi State
- +4. PARKER, DON  
G, 6-3, 240, Virginia
5. (A) PHILLIPS, MEL  
(Choice from Dallas)  
DB, 6-0, 190, North Carolina A&T
5. (B) SMITH, STEVE  
TE, 6-5, 240, Michigan
6. JOHNSON, CHARLES  
DT, 6-2, 266, Louisville
7. Choice to Baltimore
8. WITCHER, DICK  
E, 6-3, 210, UCLA
9. KRAMER, KENT  
TE, 6-5, 235, Minnesota
10. SBRANTI, RON  
LB, 6-2, 228, Utah
11. RIDLEHUBER, PRESTON  
QB, 6-2, 195, Georgia
12. LOEBACH, LYALL  
T, 6-5, 248, Simpson
- +13. JACKSON, JIM  
DB, 5-11, 185, Western Illinois
- +14. COLLETT, ELMER  
G, 6-4, 225, San Francisco State
- +15. SAFFOLD, S.T.  
E, 6-3, 205, San Jose State
16. LeCLAIR, JIM  
QB, 6-1, 195, C.W. Post
17. BRELAND, JIM  
G, 6-2, 230, Georgia Tech
- +18. PARSON, RON  
E, 6-5, 240, Auslin Peay
- +19. FITZGERALD, DICK  
T, 6-1, 250, Nebraska
20. WALKER, WILLIE  
LB, 6-3, 220, Baylor

## 1967

(March 14, 1967)  
(Drafted alternately 11-13)

1. (A) SPURRIER, STEVE  
(Choice from Atlanta)  
QB, 6-2, 203, Florida
1. (B) BANASZEK, CAS  
LB, 6-3, 245, Northwestern
2. HOLZER, TOM  
T, 6-4, 248, Louisville
3. (A) NUNLEY, FRANK  
(Choice from Pittsburgh)  
LB, 6-2, 230, Michigan
3. (B) TUCKER, BILL  
HB, 6-2, 232, Tennessee A&I
4. TRIMBLE, WAYNE  
DB, 6-3, 205, Alabama
5. Choice to Atlanta
6. CUNNINGHAM, DOUG  
HB, 5-11, 185, Mississippi
7. JACKSON, MILT  
DB, 6-3, 185, Tulsa
8. JOHNSON, WALTER  
LB, 6-4, 235, Tuskegee
9. BRIGGS, BOB  
T, 6-3, 248, Heidelberg
10. MYERS, PHIL (Chip)  
FL, 6-4, 185, Northwest Oklahoma
11. CARMANN, KEN  
DT, 6-4, 265, Kearney (Nebraska)
12. HALL, JAMES  
LB, 6-3, 230, Tuskegee
13. GIBBS, RICH  
DB, 6-1, 187, Iowa
14. LeBLANC, DALTON  
FL, 5-11, 175, Northeast Louisiana
15. SPENCER, CLARENCE  
FL, 6-4, 200, Louisville
16. TEMPLEMAN, BART  
C, 6-3, 248, Eastern Montana
17. TALBOTT, DAN  
QB, 6-0, 180, North Carolina



## 1968

(January 30-31, 1968)  
(Drafted alternately 14-15)

1. BLUE, FORREST  
C, 6-5, 248, Auburn
2. Choice to St. Louis
3. (A) OLSEN, LANCE  
(Choice from Detroit)  
T, 6-5, 267, Purdue
3. (B) VANDERBUNDT, SKIP  
LB, 6-3, 234, Oregon
4. FULLER, JOHN  
E, 6-0, 175, Lamar Tech
5. LEE, DWIGHT  
RB, 6-2, 190, Michigan State
6. (A) JOHNSON, LEO  
(Choice from New Orleans)  
FL, 6-2, 185, Tennessee State
6. (B) BELK, BILL  
DE, 6-3, 240, Maryland State
7. RICHARDSON, JERRY  
LB, 6-2, 218, Mississippi
8. (A) BROWN, CHARLES  
(Choice from N.Y. Giants)  
T, 6-5, 246, Augustana
8. (B) GRAY, TOM  
FL, 5-9, 174, Morehead State
9. BOYETT, CASEY  
E, 6-1, 188, Brigham Young
10. HART, TOMMY  
LB, 6-3, 215, Morris Brown
11. FITZGIBBONS, DENNIS  
G, 6-1, 260, Syracuse
12. JOHNSON, HENRY  
QB, 6-0, 180, Fisk
13. MITRAKOS, TOM  
C, 6-4, 220, Pittsburgh
14. MOORE, ALEX  
RB, 6-1, 200, Norfolk State
15. SPENCER, CLARENCE  
FL, 6-2, 188, Louisville
16. ROSENOW, TOM  
DT, 6-3, 250, Northern Illinois
17. PATERA, DENNIS  
K, 6-0, 214, Brigham Young

## 1969

(January 28-29, 1969)  
(Drafted 16th)

1. (A) KWALICK, TED  
(Choice from New Orleans)  
TE, 6-4, 230, Penn State
1. (B) WASHINGTON, GENE  
FL, 6-1, 186, Stanford
2. Choice to Pittsburgh via Cleveland
3. Choice to Dallas
4. (A) SNIADOCKI, JIM  
(Choice from Detroit)  
LB, 6-2, 220, Indiana
4. (B) MOORE, GENE  
RB, 6-1, 200, Occidental
5. EDWARDS, EARL  
DT, 6-6, 276, Wichita State
6. THOMAS, JIM  
RB, 6-1, 216, Texas-Arlington
7. VAN SINDEREN, STEVE  
T, 6-4, 255, Washington State
8. LOPER, MIKE  
T, 6-4, 230, Brigham Young
9. CRAWFORD, HILTON  
DB, 6-1, 195, Grambling
10. CHAPPLE, DAVE  
K, 6-1, 180, Santa Barbara

11. PEAKE, WILLIE  
T, 6-3, 260, Alcorn A&M
12. O'MALLEY, JACK  
T, 6-4, 250, USC
13. CHAMPLIN, PAUL  
DB, 6-0, 194, Eastern Montana
14. BLACK, TOM  
FL, 6-1, 192, East Texas State
15. GOLDEN, GARY  
DB, 6-0, 179, Texas Tech
16. HOSKINS, BOB  
LB, 6-2, 235, Wichita State
17. RUSHING, JOE  
LB, 6-2, 216, Memphis State

## 1970

(January 27-28, 1970)  
(Drafted 9th)

1. (A) HARDMAN, CEDRICK  
DE, 6-3, 250, North Texas State
1. (B) TAYLOR, BRUCE  
(Choice from Washington)  
DB, 6-0, 180, Boston U.
2. Choice to Los Angeles
2. ISENBARGER, JOHN  
(Choice from Philadelphia via Los Angeles)  
RB, 6-3, 205, Indiana
3. Choice to Kansas City
4. WASHINGTON, VIC  
WR, 5-11, 180, Wyoming
5. McARTHUR, GARY  
T, 6-5, 247, USC
6. CLARK, RUSTY  
QB, 6-2, 212, Houston
7. STRONG, JIM  
RB, 6-2, 204, Houston
8. CAMPBELL, CARTER  
LB, 6-3, 214, Weber State
9. RILEY, PRESTON  
WR, 6-1, 180, Memphis State
10. SCHREIBER, LARRY  
RB, 6-0, 193, Tennessee Tech
11. CROCKETT, DANNY  
WR, 6-1, 170, Toledo
12. TANT, BILL  
T, 6-4, 245, Dayton
13. VANDERSLICE, JIM  
LB, 6-3, 220, Texas Christian
14. KING, JACK  
G, 6-2, 245, Clemson
15. DELSIGNORE, DAVE  
WR, 6-0, 175, Youngstown State
16. PERKINS, PRODUS  
WR, 6-0, 178, Livingstone College
17. CULTON, MIKE  
P, 5-11, 195, LaVerne College

## 1971

(January 28-29, 1971)  
(Drafted alternately 18-19)

1. ANDERSON, TIM  
CB, 5-11, 201, Ohio State
2. (A) JANET, ERNIE  
(Choice from Green Bay)  
G, 6-4, 243, Washington
2. (B) ORDUNA, JOE  
RB, 6-0, 194, Nebraska
3. (A) DICKERSON, SAM  
(Choice from Philadelphia)  
WR, 6-2, 196, USC
3. (B) PARKER, WILLIE  
C, 6-3, 238, North Texas State

4. HARRIS, TONY  
RB, 6-3, 191, Toledo
5. (A) SHATERNICK, DEAN  
(Choice from Chicago)  
T, 6-5, 244, Kansas State
5. (B) WELLS, GEORGE  
(Choice from N.Y. Giants)  
LB, 6-1, 240, New Mexico State
5. (C) HUFF, MARTY  
LB, 6-2, 239, Michigan
6. BRESLER, AL  
WR, 6-1, 185, Auburn
7. WATSON, JOHN  
T, 6-4, 251, Oklahoma
8. McCANN, JIM  
P, 6-2, 170, Arizona State
9. COUCH, THERMAN  
LB, 6-2, 218, Iowa State
10. (A) CARDO, RON  
(Choice from New Orleans)  
RB, 6-3, 254, Wisconsin State (Oshkosh)
10. (B) JENNINGS, ERNIE  
WR, 6-0, 170, Air Force
11. REED, JOE  
QB, 6-1, 196, Mississippi State
12. BUNCH, JIM  
DT, 6-3, 254, Wisconsin State (Platteville)
13. BULLOCK, JOHN  
RB, 5-11, 216, Purdue
14. DUNSTAN, BILL  
LB, 6-4, 217, Utah State
15. LENNON, JOHN  
DE, 6-3, 221, Colgate
16. PURCELL, DAVE  
DT, 6-4, 260, Kentucky
17. CHARLTON, LEROY  
CB, 6-2, 180, Florida A&M

## 1972

(February 1-2, 1972)  
(Drafted alternately 19-18)

1. BEASLEY, TERRY  
WR, 5-11, 186, Auburn
2. (A) McGILL, RALPH  
(Choice from N.Y. Giants)  
CB, 6-0, 181, Tulsa
2. (B) BARRETT, JEAN  
T, 6-6, 253, Tulsa
3. DUNBAR, ALLEN  
WR, 6-0, 196, Southern
4. HALL, WINDLAN  
CB, 5-11, 170, Arizona State
5. GREENE, MIKE  
LB, 6-4, 233, Georgia
6. WALKER, JACKIE  
SS, 6-0, 186, Tennessee
7. HARDY, EDGAR  
G, 6-4, 233, Jackson State
8. WITTUM, TOM  
P, 6-1, 185, Northern Illinois
9. BROWN, JERRY  
CB, 5-10, 170, Northwestern
10. WILLIAMS, STEVE  
DT, 6-4, 251, Western Carolina
11. LAPUTKA, TOM  
DE, 6-4, 235, Southern Illinois
12. SETZLER, STEVE  
DE, 6-3, 232, St. John's
13. PATTIGREW, LEON  
T, 6-5, 228, San Fernando Valley State
14. GUTHRIE, ERIC  
QB, 6-0, 200, Boise State



15. MADDUX, BOB  
DE, 6-6, 235, Frostburg State
16. DAVIS, RON  
G, 6-2, 235, Virginia State
17. ALEXANDER, TED  
RB, 6-0, 192, Langston

**1973**

(January 30-31, 1973)  
(Drafted alternately 18-19)

1. HOLMES, MIKE  
CB, 6-1, 180, Texas Southern
2. HARPER, WILLIE  
(Choice from N.Y. Giants)  
LB, 6-2, 205, Nebraska
2. Choice to St. Louis
3. Choice to Denver via  
Washington
4. Choice to San Diego via  
Washington
5. (A) FULK, MIKE  
(Choice from Chicago)  
LB, 6-3, 229, Indiana
5. (B) BEVERLY, ED  
WR, 5-11, 172, Arizona State
6. MOORE, ARTHUR  
DT, 6-5, 253, Tulsa
7. MITCHELL, JOHN  
LB, 6-3, 229, Alabama
8. ATKINS, DAVID  
RB, 6-1, 202, Texas - El Paso
9. PRAETORIUS, ROGER  
RB, 6-3, 228, Syracuse
10. HUNT, CHARLIE  
LB, 6-3, 218, Florida State
11. DAHLBERG, TOM  
RB, 6-2, 209, Gustavus  
Adolphus
12. PETTUS, LARRY  
T, 6-4, 228, Tennessee State
13. KELSO, ALAN  
C, 6-6, 244, Washington
14. MORRISON, DENNIS  
QB, 6-3, 207, Kansas State
15. BETTIGA, MIKE  
WR, 6-3, 181, Humboldt State
16. OVEN, MIKE  
TE, 6-4, 205, Georgia Tech
17. ERICKSON, BOB  
G, 6-3, 240, North Dakota State

**1974**

(January 29-30, 1974)  
(Drafted 10th)

1. (A) JACKSON, WILBUR  
RB, 6-1, 205, Alabama
1. (B) SANDIFER, BILL  
(Choice from New England)  
DT, 6-6, 278, UCLA
2. (A) FAHNHORST, KEITH  
OT, 6-6, 248, Minnesota
2. (B) WILLIAMS, DELVIN  
(Choice from Washington)  
RB, 6-1, 197, Kansas
3. Choice to St. Louis
4. (A) HASLERIG, CLINT  
(Choice from N.Y. Jets via  
New Orleans)  
WR, 6-0, 189, Michigan
4. Choice to New Orleans
4. (B) JOHNSON, SAMMY  
(Choice from Green Bay)  
RB, 6-1, 217, North Carolina
5. Choice to New Orleans

6. RAINES, MIKE  
DT, 6-6, 255, Alabama
7. JOHNSON, KERMIT  
RB, 5-11, 189, UCLA
8. SCHNETZ, JIM  
T, 6-3, 253, Missouri
9. MOORE, MANFRED  
RB, 6-1, 190, USC
10. GASPARD, GLEN  
LB, 6-1, 210, Texas
11. BATTLE, GREG  
S, 5-11, 188, Colorado State
12. HULL, TOM  
LB, 6-3, 229, Penn State
13. OWEN, TOM  
QB, 6-1, 195, Wichita State
14. WILLIAMSON, WALT  
DE, 6-4, 225, Michigan
15. GRAY, LEONARD  
TE, 6-8, 240, Long Beach State
16. CONNORS, JACK  
DB, 5-11, 185, Oregon
17. STANLEY, LEVI  
G, 6-2, 250, Hawaii

**1975**

(January 28-29, 1975)  
(Drafted alternately 10-9)

1. WEBB, JIMMY  
DT, 6-5, 248, Mississippi State
2. COLLINS, GREG  
LB, 6-3, 228, Notre Dame
3. Choice to N.Y. Giants
3. (A) HART, JEFF  
(Choice from Buffalo)  
T, 6-5, 266, Oregon State
3. (B) MIKE-MAYER, STEVE  
(Choice from Washington)  
K, 6-0, 180, Maryland
3. (C) BAKER, WAYNE  
(Choice from St. Louis)  
DT, 6-6, 260, Brigham Young
4. (A) ELAM, CLEVELAND  
(Choice from New Orleans)  
DE, 6-3, 240, Tennessee State
4. (B) OLIVER, FRANK  
DB, 6-1, 189, Kentucky State
5. BULLOCK, WAYNE  
RB, 6-0, 232, Notre Dame
6. Choice to Kansas City
7. Choice to Buffalo
8. KENDRICK, PRESTON  
LB, 6-1, 217, Florida
9. (A) JOHNSON, JAMES  
DB, 6-2, 195, Tennessee State
9. (B) NATALE, DAN  
(Choice from Philadelphia)  
TE, 6-3, 223, Penn State
9. (C) DOUGLAS, CEASER  
(Choice from St. Louis)  
T, 6-5, 272, Illinois Wesleyan
10. LAYTON, DONNIE  
RB, 6-0, 190, South Carolina  
State
11. HERNANDEZ, GENE  
DB, 6-2, 173, Texas Christian
12. WORLEY, RICK  
QB, 6-1, 195, Howard Payne
13. MITCHELL, DALE  
LB, 6-3, 211, USC
14. HENSON, DAVID  
WR, 6-3, 173, Abilene Christian
15. LAVIN, RICH  
TE, 6-5, 223, Western Illinois
16. Choice to Baltimore
17. Choice to Baltimore

**1976**

(April 8-9, 1976)  
(Drafted alternately 4 & 3)

1. Choice to New England
1. Choice from Houston to New  
England
2. (A) CROSS, RANDY  
C, 6-3, 245, UCLA
2. (B) LEWIS, EDDIE  
(Choice from Tampa Bay)  
CB, 6-0, 172, Kansas
3. Choice from New Orleans to  
Kansas City
3. Choice to Dallas
4. RIVERA, STEVE  
(Choice from Philadelphia)  
WR, 5-11, 190, California
4. Choice to N.Y. Giants
5. Choice to Cincinnati
5. LEONARD, TONY  
(Choice from Detroit)  
CB, 5-11, 170, Virginia Union
6. (A) PENNYWELL, ROBERT  
LB, 6-1, 222, Grambling
6. (B) BULL, SCOTT  
(Choice from St. Louis)  
QB, 6-5, 209, Arkansas
7. CHESLEY, JAY  
DB, 6-1, 184, Vanderbilt
8. AYERS, JOHN  
T, 6-5, 238, West Texas State
9. HARRISON, KENNY  
WR, 6-0, 170, Southern  
Methodist
10. ROSS, ROBIN  
T, 6-4, 248, Washington State
11. HOFER, PAUL  
RB, 6-0, 186, Mississippi
12. LOPER, GERALD  
G, 6-2, 245, Florida
13. BRUMFIELD, LARRY  
CB, 6-0, 171, Indiana State
14. MILLER, JOHNNY  
G, 6-1, 241, Livingstone
15. STIDHAM, HOWARD  
LB, 6-2, 214, Tennessee Tech
16. LEWIS, REGGIE  
DE, 6-1, 215, San Diego State
17. JENKINS, DARRYL  
RB, 6-2, 235, San Jose State

**1977**

(May 3-4, 1977)  
(Drafted 16th)

1. Choice to New England
2. Choice to New England
3. BOYD, ELMO  
(Choice from Houston)  
WR, 5-11, 185, Eastern  
Kentucky
3. Choice to N.Y. Jets
4. BLACK, STAN  
S, 6-0, 204, Mississippi State
5. Choice to Buffalo
6. (A) BURNS, MIKE  
(Choice from Buffalo)  
CB, 6-0, 184, USC
6. (B) HARLAN, JIM  
C, 6-5, 241, Howard Payne
7. VAN WAGNER, JIM  
RB, 6-0, 202, Michigan Tech
8. Choice to N.Y. Giants
9. POSEY, DAVID  
K, 5-11, 167, Florida



10. Choice to Tampa Bay
11. **BILLICK, BRIAN**  
TE, 6-5, 232, Brigham Young
12. **MARTIN, SCOTT**  
T, 6-4, 257, North Dakota

**1978**

(May 2-3, 1978)  
(Drafted 7th)

1. (A) **MacAFEE, KEN**  
TE, 6-4, 250, Notre Dame
1. (B) **BUNZ, DAN**  
(Choice from Miami)  
LB, 6-4, 230, Long Beach State
2. Choice to Buffalo
2. **DOWNING, WALT**  
(Choice from Chicago)  
G, 6-3, 254, Michigan
3. Choice to Buffalo
3. **HUGHES, ERNIE**  
(Choice from Baltimore)  
G, 6-3, 253, Notre Dame
4. **LeCOUNT, TERRY**  
WR, 5-10, 172, Florida
5. Choice to Baltimore
5. (A) **REESE, ARCHIE**  
(Choice from Houston via  
Kansas City and Chicago)  
DT, 6-3, 263, Clemson
5. (B) **THREADGILL, BRUCE**  
(Choice from Miami)  
DB, 6-0, 190, Mississippi State
6. Choice from Minnesota  
to Washington
6. **WALKER, ELLIOTT**  
RB, 5-11, 193, Pittsburgh
7. **QUILLAN, FRED**  
C, 6-5, 240, Oregon
8. Choice to Washington
9. (A) **REDDEN, HERMAN**  
DB, 6-2, 190, Howard
9. (B) **MOORE, DEAN**  
(Choice from Detroit)  
LB, 6-2, 210, Iowa
9. (C) **McDANIELS, STEVE**  
(Choice from Denver)  
T, 6-6, 276, Notre Dame
10. **CONNELL, MIKE**  
P, 6-1, 200, Cincinnati
11. **McCRAY, WILLIE**  
DE, 6-5, 234, Troy State
12. (A) **IRONS, DAN**  
T, 6-7, 260, Texas Tech

**1979**

(May 3-4, 1979)  
(Drafted 1st)

1. Choice to Buffalo
2. **OWENS, JAMES**  
RB, 5-11, 188, UCLA
3. Choice to Seattle
3. **MONTANA, JOE**  
(Choice from Dallas via  
Seattle)  
QB, 6-2, 200, Notre Dame
4. Choice to Buffalo
5. (A) **SEABRON, TOM**  
LB, 6-3, 209, Michigan
5. (B) **ALDRIDGE, JERRY**  
(Choice from Detroit)  
RB, 6-2, 220, Angelo State
6. **VAUGHAN, RUBEN**  
DT, 6-2, 264, Colorado
7. **FRANCIS, PHIL**  
FB, 6-1, 205, Stanford

8. Choice to Green Bay
9. **HAMILTON, STEVE**  
DE, 6-3, 240, Missouri
10. (A) **CLARK, DWIGHT**  
WR, 6-3, 204, Clemson
10. (B) **BALLAGE, HOWARD**  
(Choice from Tampa Bay)  
CB, 6-1, 182, Colorado
11. **McBRIDE, BILLY**  
DB, 6-1, 187, Tennessee State
12. **CONNORS, ROD**  
(\*78 Supplemental Draft)  
RB, 6-2, 190, USC

**1980**

(April 29-30, 1980)  
(Drafted alternately 2 & 1)

1. Choice to N.Y. Jets
1. (A) **COOPER, EARL**  
(Choice from N.Y. Jets)  
RB, 6-2, 227, Rice
1. (B) **STUCKEY, JIM**  
(Choice from Denver via  
N.Y. Jets)  
DE, 6-4, 245, Clemson
2. Choice to Buffalo
2. Choice from Detroit to  
Minnesota
2. **TURNER, KEENA**  
(Choice from Minnesota)  
LB, 6-2, 219, Purdue
3. Choice to Los Angeles
3. (A) **MILLER, JIM**  
(Choice from Minnesota)  
P, 5-11, 183, Mississippi
3. (B) **PUKI, CRAIG**  
(Choice from Washington  
via Los Angeles)  
LB, 6-1, 231, Tennessee
4. (A) **CHURCHMAN, RICKY**  
SS, 6-1, 193, Texas
4. (B) **HODGE, DAVID**  
(Choice from New England  
via Los Angeles)  
LB, 6-2, 221, Houston
5. **TIMES, KEN**  
DT, 6-2, 246, Southern
6. **WILLIAMS, HERB**  
CB, 6-0, 198, Southern
7. Choice to Cincinnati
8. Choice to Oakland.
8. **LEOPOLD, BOBBY**  
(Choice from Oakland)  
LB, 6-1, 215, Notre Dame
9. Choice to Detroit via Kansas  
City
9. **HARTWIG, DAN**  
(Choice from Oakland)  
QB, 6-3, 212, Cal Lutheran
10. Choice to Pittsburgh
11. Choice to Miami
12. Choice to Pittsburgh

**1981**

(April 28-29, 1981)  
(Drafted alternately 8-10)

1. **LOTT, RONNIE**  
DB, 6-0, 199, USC
2. (A) **HARTY, JOHN**  
(Choice from Washington)  
DT, 6-4, 253, Iowa
2. Choice to Chicago
2. (B) **WRIGHT, ERIC**  
(Choice from Chicago)  
DB, 6-1, 180, Missouri

3. **WILLIAMSON, CARLTON**  
DB, 6-0, 204, Pittsburgh
4. Choice to Dallas
5. (A) **THOMAS, LYNN**  
DB, 5-11, 181, Pittsburgh
5. (B) **JONES, ARRINGTON**  
(Choice from Chicago)  
FB, 6-0, 230, Winston-Salem
6. **KUGLER, PETE**  
DT, 6-4, 255, Penn State
7. Choice to Philadelphia
8. **WHITE, GARRY**  
RB, 5-11, 201, Minnesota
9. Choice to Cincinnati
10. Choice to Baltimore
11. **DeBOSE, RALTON**  
TE, 6-5, 229, UCLA
12. (A) **OGILVIE, MAJOR**  
RB, 5-11, 202, Alabama
12. (B) **ADAMS, JOE**  
(Choice from Pittsburgh)  
QB, 6-3, 185, Tennessee State

**1982**

(April 27-28, 1982)  
(Drafted 27th)

1. Choice to New England
2. **PARIS, WILLIAM "BUBBA"**  
(Choice from New England)  
T, 6-6, 293, Michigan
2. Choice from Washington  
to New England
2. Choice to New England
3. Choice to San Diego
4. Choice to New England
5. **WILLIAMS, NEWTON**  
RB, 5-10, 204, Arizona State
6. **WILLIAMS, VINCE**  
(Choice from Oakland)  
FB, 6-0, 231, Oregon
6. Choice to New Orleans
7. **FERRARI, RON**  
LB, 6-0, 212, Illinois
8. Choice to New Orleans
9. **CLARK, BRYAN**  
QB, 6-2, 196, Michigan State
10. (A) **McLEMORE, DANA**  
(Choice from Tampa Bay)  
DB, 5-10, 183, Hawaii
10. (B) **BARBIAN, TIM**  
DT, 6-3, 230, Western Illinois
11. **GIBSON, GARY**  
LB, 6-1, 215, Arizona
12. **WASHINGTON, TIMOTHY**  
CB, 5-9, 184, Fresno State

**1983**

(April 26-27, 1983)  
(Drafted alternately 5-8)

1. Choice to San Diego
2. Choice to L.A. Rams
2. **CRAIG, ROGER**  
(Choice from San Diego)  
RB, 6-0, 222, Nebraska
3. **MONTGOMERY, BLANCHARD**  
(Choice from L.A. Rams)  
LB, 6-2, 236, UCLA
3. Choice to L.A. Rams
4. Choice from Denver to  
L.A. Rams
4. **HOLMEO, TOM**  
DB, 6-2, 180, Brigham Young
5. **ELLISON, RIKI**  
LB, 6-2, 220, USC
6. Choice to Tampa Bay



- MOTEN, GARY  
LB, 6-1, 210, Southern Methodist
- Choice to San Deigo
- MULARKEY, MIKE  
TE, 6-4, 245, Florida
- Choice from Cleveland to Chicago
- MERRELL, JEFF  
NT, 6-4, 264, Nebraska
- SAPOLU, JESSE  
G-C, 6-4, 260, Hawaii
- Choice to Chicago

**1984**

(May 1-2, 1984)  
(Drafted alternately 23-24)

- SHELL, TODD  
LB, 6-4, 225, Brigham Young
- Choice to L.A. Raiders
- FRANK, JOHN  
(Choice from L.A. Raiders)  
TE, 6-3, 225, Ohio State
- McINTYRE, GUY  
(Choice from St. Louis)  
G, 6-3, 271, Georgia
- Choice to St. Louis
- Choice from Tampa Bay to Seattle
- Choice to San Diego
- (A) CARTER, MICHAEL  
(Choice from Atlanta)  
DT, 6-2, 281, Southern Methodist
- Choice from Denver to Atlanta
- Choice to St. Louis
- (B) FULLER, JEFF  
(Choice from Washington, via L.A. Raiders)  
LB-S, 6-2, 216, Texas A&M
- Choice to Atlanta
- Choice to New England
- Choice to San Diego
- (A) MILLER, LEE  
(Choice from Chicago)  
DB, 6-1, 186, Cal State-Fullerton
- (B) HARMON, DERRICK  
RB, 5-10, 202, Cornell
- MORITZ, DAVE  
WR, 6-0, 181, Iowa
- PENLETON, KIRK  
WR, 6-3, 191, Brigham Young
- Choice from Chicago to Miami
- Choice to San Diego

**1985**

(April 30-May 1, 1985)  
(Drafted 28th)

- RICE, JERRY  
(Choice from New England)  
WR, 6-2, 200, Mississippi Valley State
- Choice to New England
- Choice to New England
- MOORE, RICKY  
(Choice from New England)  
FB, 5-11, 236, Alabama
- Choice to New England
- Choice to Buffalo
- COLLIE, BRUCE  
T, 6-6, 275, Texas-Arlington
- BARRY, SCOTT  
QB, 6-2, 190, UC-Davis

- Choice to San Diego
- Choice to New England
- Choice to San Diego
- Choice to Seattle
- WOOD, DAVID  
DE, 6-4, 255, Arizona
- CHUMLEY, DONALD  
DT, 6-4, 259, Georgia

**1986**

(April 29-30, 1986)  
(Drafted 18th)

- Choice to Dallas
- Choice from Dallas to Buffalo
- Choice from Buffalo to Detroit
- ROBERTS, LARRY  
(Choice from Detroit)  
DE, 6-3, 264, Alabama
- Choice to Washington
- (A) RATHMAN, TOM  
(Choice from Buffalo)  
FB, 6-1, 232, Nebraska
- (B) McKYER, TIM  
(Choice from Philadelphia)  
CB, 6-0, 174, Texas-Arlington
- Choice from Detroit to L.A. Rams
- (C) TAYLOR, JOHN  
WR, 6-1, 185, Delaware State
- (A) HALEY, CHARLES  
(Choice from Cleveland via L.A. Rams)  
LB, 6-5, 230, James Madison
- (B) WALLACE, STEVE  
(Choice from Washington via L.A. Rams)  
T, 6-5, 276, Auburn
- (C) FAGAN, KEVIN  
DT, 6-3, 260, Miami (Fla.)
- Choice to San Diego
- MILLER, PAT  
(Choice from Dallas)  
LB, 6-1, 220, Florida
- Choice to Washington
- GRIFFIN, DON  
(Choice from N.Y. Jets)  
FS, 6-0, 176, Middle Tennessee State
- Choice to New England
- (A) POPP, JIM  
(Choice from Philadelphia)  
TE, 6-5, 239, Vanderbilt
- (B) SNIPES, ROOSEVELT  
(\*85 Supplemental Draft)  
RB, 5-9, 175, Florida State
- CHERRY, TONY  
RB, 5-7, 187, Oregon
- (A) STINSON, ELLISTON  
WR, 5-10, 175, Rice
- (B) HALLMAN, HAROLD  
(Choice from Washington)  
NG, 5-11, 234, Auburn
- Choice to San Diego
- Choice to Tampa Bay

**1987**

(April 28, 1987)  
(Drafted 22nd)

- (A) BARTON, HARRIS  
T, 6-3, 280, North Carolina
- (B) FLAGLER, TERRENCE  
(Choice from Washington)  
RB, 6-0, 200, Clemson
- BREGEL, JEFF  
(Choice from Philadelphia)  
G, 6-4, 280, USC

- Choice to Tampa Bay
- Choice to Buffalo
- Choice to Tampa Bay
- JOKISCH, PAUL  
WR, 6-7, 230, Michigan
- WHITE, BOB  
LB, 6-2, 246, Penn State
- DeLINE, STEVE  
K, 5-11, 180, Colorado State
- GRAYSON, DAVID  
LB, 6-2, 220, Fresno State
- SHELLEY, JONATHAN  
CB, 6-0, 176, Mississippi
- PAYE, JOHN  
(Choice from New England via L.A. Raiders)  
QB, 6-3, 205, Stanford
- Choice to L.A. Raiders from Philadelphia via 49ers
- NICHOLAS, CALVIN  
WR, 6-4, 208, Grambling
- Choice to L.A. Raiders

**1988**

(April 24-25, 1988)  
(Drafted 25th)

- Choice to L.A. Raiders
- (A) STUBBS, DANIEL  
(Choice from L.A. Raiders)  
DE, 6-4, 260, Miami (Fla.)
- (B) HOLT, PIERCE  
(Choice from Philadelphia via Tampa Bay)  
DE/DT, 6-4, 280, Angelo State
- Choice to Tampa Bay
- ROMANOWSKI, BILL  
LB, 6-4, 231, Boston College
- HELTON, BARRY  
(Choice from Chicago via L.A. Raiders)  
P, 6-3, 205, Colorado
- Choice to Tampa Bay
- Choice to N.Y. Jets
- Choice to Buffalo
- Choice to Tampa Bay
- BRYANT, KEVIN  
LB, 6-2, 223, Delaware State
- CLARKSON, LARRY  
T, 6-7, 303, Montana
- BONNER, BRIAN  
LB, 6-1, 220, Minnesota
- FOLEY, TIM  
K, 5-10, 210, Georgia Southern
- BROOKS, CHET  
CB, 5-11, 191, Texas A&M
- MIRA, JR., GEORGE  
LB, 6-0, 230, Miami (Fla.)

**1989**

(April 30-May 1, 1989)  
(Drafted 28th)

- DeLONG, KEITH  
LB, 6-2, 235, Tennessee
- WALLS, WESLEY  
TE, 6-5, 246, Mississippi
- HENDERSON, KEITH  
FB, 6-1, 220, Georgia
- BARBER, MIKE  
WR, 5-10, 172, Marshall
- (A) JACKSON, JOHNNY  
(Choice from L.A. Raiders)  
CB/S, 6-1, 204, Houston
- (B) Choice to L.A. Raiders
- HENDRICKSON, STEVE  
LB, 6-0, 245, California



7. **Choice to San Diego**  
Wes Chandler trade - 1988
8. **Choice to L.A. Raiders**
9. **HARMON, RUDY**  
LB, 6-1, 230, LSU
10. **SINCLAIR, ANDY**  
C, 6-3, 285, Stanford
11. (A) **BELL, JIM**  
(Choice from L.A. Raiders)  
RB, 6-0, 205, Boston College
11. (B) **McGEE, NORM**  
WR, 6-0, 180, North Dakota
12. (A) **GOSS, ANTONIO**  
(Choice from L.A. Raiders)  
LB, 6-4, 228, North Carolina
12. (B) **Choice to L.A. Raiders**

**1990**(April 22-23, 1990)  
(Drafted 28th)

1. **CARTER, DEXTER**  
RB, 5-9, 170, Florida State
2. (A) **BROWN, DENNIS**  
(Choice from Minnesota via Dallas)  
DE-DT, 6-4, 290, Washington
2. (B) **DAVIS, ERIC**  
CB, 5-11, 178, Jacksonville State
3. **LEWIS, RONALD**  
(Choice from Kansas City via Dallas)  
WR, 5-11, 173, Florida State
3. **Choice to Dallas**
4. **CALIGUIRE, DEAN**  
(Choice from L.A. Raiders)  
G-C, 6-2, 282, Pittsburgh
4. **Choice to L.A. Raiders**
5. **Choice to L.A. Raiders**
6. **POLLACK, FRANK**  
T-G, 6-4, 277, Northern Arizona
7. **Choice to San Diego**
8. **PICKENS, DWIGHT**  
WR, 5-10, 170, Fresno State
9. **HAGGINS, ODELL**  
NT, 6-2, 271, Florida State
10. **HARRISON, MARTIN**  
DE, 6-5, 240, Washington
11. **SHELTON, ANTHONY**  
(Choice from Miami)  
S, 6-1, 195, Tennessee State
11. **Choice to Dallas**
12. **Choice to L.A. Raiders**

**1991**(April 21-22, 1991)  
(Drafted 26th)

1. **WASHINGTON, TED**  
NT/DE, 6-4, 299, Louisville
2. (A) **WATTERS, RICKY**  
(Choice from Cincinnati)  
RB, 6-1, 212, Notre Dame
2. **Choice to Cincinnati**
2. (B) **JOHNSON, JOHN**  
LB, 6-3, 230, Clemson
3. **Choice to Green Bay**
4. **DONAHUE, MITCH**  
(Choice from Green Bay)  
LB, 6-2, 254, Wyoming
4. **Choice to Cincinnati**
5. (A) **HANKS, MERTON**  
(Choice from Green Bay)  
CB, 6-2, 185, Iowa
5. (B) **BOATSWAIN, HARRY**  
T, 6-4, 295, New Haven

6. **BOWLES, SCOTT**  
T, 6-5, 280, North Texas State
7. **CANLEY, SHELDON**  
RB, 5-9, 195, San Jose State
8. **HARGAIN, TONY**  
WR, 6-0, 188, Oregon
9. **RIDDICK, LOUIS**  
S, 6-2, 217, Pittsburgh
10. **HOLDBROOKS, BYRON**  
NT/DE, 6-5, 280, Alabama
11. **SLAUGHTER, BOBBY**  
WR, 5-11, 171, Louisiana Tech
12. **CONFER, CLIFF**  
DE, 6-3, 270, Michigan State

**1992**(April 26-27, 1992)  
(Drafted 18th)

1. **HALL, DANA**  
S, 6-2, 206, Washington
2. **LEE, AMP**  
RB, 5-11, 200, Florida State
3. **BOLLINGER, BRIAN**  
G, 6-5, 285, North Carolina
4. **THOMAS, MARK**  
(Choice from Green Bay)  
DE, 6-5, 259, North Carolina State
4. **Choice to Green Bay**
5. **Choice to Green Bay**
6. **Choice to Green Bay**
6. **RUSSELL, DAMIEN**  
(Choice from Pittsburgh)  
S, 6-1, 204, Virginia Tech
7. **Choice to Pittsburgh**
8. **Choice to Pittsburgh (from Green Bay)**
8. **Choice to Pittsburgh**
9. **HAGAN, DARIAN**  
Return Specialist, 5-9, 191, Colorado
10. **MAYFIELD, COREY**  
NT, 6-2, 280, Oklahoma
11. **COVINGTON, TOM**  
TE, 6-3, 241, Georgia Tech
12. **LaBOUNTY, MATT**  
DE, 6-4, 254, Oregon

**1993**(April 25-26, 1993)  
(Drafted 26th)

1. **Choice to Phoenix from Kansas City**
1. **Choice to New Orleans from Phoenix**
1. (A) **STUBBLEFIELD, DANA**  
(Choice from New Orleans)  
DE, 6-2, 302, Kansas
1. (B) **KELLY, Todd**  
DE, 6-2, 259, Tennessee
2. **Choice to San Diego from L.A. Raiders**
2. **HARDY, ADRIAN**  
(Choice from San Diego)  
CB, 5-11, 194, Northwestern State
2. **Choice to Green Bay**
2. **Choice to L.A. Raiders from Dallas**
3. **Choice to L.A. Raiders from New Orleans**
3. **Choice to San Diego**
4. **Choice to San Diego**

5. **SMITH, ARTIE**  
(Choice from Phoenix)  
DE, 6-4, 303, Louisiana Tech
5. **Choice to San Diego**
6. **DALMAN, CHRIS**  
G-C, 6-3, 285, Stanford
7. **WILSON, TROY**  
DE, 6-4, 235, Pittsburg State (KA)
8. **GRBAC, ELVIS**  
(Choice from Minnesota)  
QB, 6-5, 232, Michigan
8. **Choice to San Diego**

**1994**(April 24-25, 1994)  
(Drafted 23rd)

1. (A) **YOUNG, BRYANT**  
(Choice from L.A. Rams)  
DT, 6-2, 276, Notre Dame
1. **Choice to L.A. Rams from San Diego**
1. **Choice to Dallas**
1. (B) **FLOYD, WILLIAM**  
(Choice from Dallas)  
FB, 6-1, 242, Florida State
2. (A) **MITCHELL, KEVIN**  
(Choice from Green Bay)  
LB, 6-1, 260, Syracuse
2. **Choice to L.A. Rams**
2. (B) **DRAKEFORD, TYRONNE**  
(Choice from Dallas)  
CB, 5-9, 185, Virginia Tech
3. **Compensatory Choice to Green Bay**
3. (A) **BRIEN, DOUG**  
(Compensatory Choice)  
K, 5-11, 177, California
3. (B) **FLEMING, CORY**  
(Choice from Denver)  
WR, 6-1, 207, Tennessee
3. **Choice to Kansas City**
3. **Choice to Denver from Dallas**
3. **Choice to L.A. Rams from Philadelphia**
4. **Choice to L.A. Raiders**
5. **Choice to Green Bay from Denver**
5. **PETERSON, ANTHONY**  
LB, 6-0, 223, Notre Dame
6. **Choice to Green Bay from San Diego**
6. **WOODALL, LEE**  
LB, 6-0, 220, West Chester
6. **Choice to Green Bay from Philadelphia (Compensatory Selection)**
7. **Choice to Dallas**

**1995**(April 22-23, 1995)  
(Drafted 23rd)

1. (A) **STOKES, J.J.**  
(Choice from Cleveland)  
WR, 6-4, 217, UCLA
1. (B) **Choice to Cleveland**
2. **Choice to L.A. Rams-Pope, Marquez**
3. **Choice to Cleveland**
4. (A) **Choice to Cleveland from Kansas City-Bono, Steve**
4. (B) **HANSHAW, TIM**  
T/G, 6-5, 300, BYU
5. **Choice to Detroit-Moore, Derrick**



6. **ARMSTRONG, ANTONIO**  
LB, 6-1, 234, Texas A&M
7. **COLEMAN, HERB**  
DE, 6-4, 285, Trinity International

NOTE: The first round in the 1995 NFL Draft totaled 32 picks with the two expansion teams-Carolina and Jacksonville-picking twice per round).

### 1996

(April 20-21, 1996)  
(Drafted 23rd)

1. (Choice to Baltimore J.J. Stokes trade)
2. (A) **IFEANYI, ISRAEL**  
LB/DE, 6-3, 246, USC  
(Choice from Oakland)
2. (B) (Choice to Oakland)
3. **OWENS, TERRELL**  
WR, 6-2, 213, Tenn.-Chattanooga
4. (A) (Choice to Oakland)
4. (B) **PRICE, DARYL**  
DE, 6-3, 274, Colorado  
(Compensatory Selection)
5. **UWAEZUOKE, IHEANYI**  
WR, 6-2, 195, California
6. **PITTS, STEPHEN**  
RB, 5-10, 192, Penn State
7. (A) **MANUEL, SAM**  
TE, 6-2, 245, New Mexico State

7. (B) **MANUEL, SAM**  
LB, 6-2, 235, New Mexico State  
(Compensatory Selection)

### 1997

(April 19-20, 1997)  
(Drafted Alternately 26-27)

1. **DRUCKENMILLER, JIM**  
QB, 6-4, 234, Virginia Tech
2. **EDWARDS, MARC**  
FB, 6-0, 236, Notre Dame  
(Choice from Philadelphia)
2. (Choice to Philadelphia)
3. **CLARK, GREG**  
TE, 6-4, 262, Stanford  
(Choice from Indianapolis)
3. (Choice to Indianapolis)
4. (Choice to Miami)
5. (Choice to Indianapolis)
6. (Choice to Philadelphia)
7. (Choice to Philadelphia)

### 1998

(April 18-19, 1998)  
(Drafted Alternately 28-29)

1. **MCQUARTERS, R. W.**  
CB, 5-9, 198, Oklahoma State
2. **NEWBERRY, JEREMY**  
C, 6-5, 315, California
3. **RUHMAN, CHRIS**  
T, 6-5, 321, Texas A&M

4. **SCHULTERS, LANCE**  
S, 6-2, 195, Hofstra
5. **OSTROWSKI, PHIL**  
G, 6-4, 291, Penn State
6. **BEASLEY, FRED**  
FB, 5-11, 220, Auburn
7. (Choice to Chicago)
7. **THELWELL, RYAN**  
WR, 6-1, 188, Minnesota  
(Choice from Atlanta)

### 1999

(April 17-18, 1999)  
(Drafted 27th)

1. **MCGREW, REGGIE**  
DT, 6-1, 301, Florida
3. **OKEAFOR, CHIKE**  
DE, 6-4, 248, Purkue
4. (A) **PARKER, ANTHONY**  
(Choice from Cleveland)  
CB, 6-1, 200, Weber State
4. (B) **PRIOLEAU, PIERSON**  
(Choice from Cleveland)  
CB, 5-10, 191, Virginia Tech
5. (A) **JACKSON, TERRY**  
RB, 6-0, 218, Florida
5. (B) **HOPSON, TYRONE**  
(Choice from Miami)  
T, 6-2, 305, Eastern Kentucky
6. **STREETS, TAI**  
WR, 6-1, 193, Michigan
7. **MINOR, KORY**  
LB, 6-0, 247, Notre Dame



The most versatile member of the offensive line, Derrick Deese has played all five positions along the front during his seven year career with the team. In 1998 Deese again showed his versatility by starting at both right and left tackle.



## TRADE HISTORY

### 1950

**HB Emil Sitko** from Los Angeles Rams for **HB Glenn Davis**.  
**E Gordy Soltau** from Cleveland Browns for 1951 No. 4 draft choice.  
**DB Howie Livingston** from Washington Redskins for undisclosed considerations.

### 1952

**HB J.R. Boone** from Chicago Bears for 1953 No. 6 draft choice.

### 1953

**E Bob Van Doren** from Cleveland Browns for 1954 No. 8 draft choice.  
**HB Fred Bruney** from Cleveland Browns for 1954 No. 10 draft choice.

### 1954

**HB John Henry Johnson** from Pittsburgh Steelers for **HB Ed Pullerton**.  
**HB John Williams** from Washington Redskins for **T Ray Collins**.  
**QB Arnie Galiffa** from New York Giants for **DE Bob Van Doren**.

### 1955

**C Ed Beatty** from Los Angeles Rams for **HB Jim Cason**, **G Nick Feher**, and 1956 No. 5 draft choice.  
**E Ted Vaught** from Philadelphia Eagles for undisclosed future draft choice.

### 1956

**T Bob Cross** from Los Angeles Rams for 1957 No. 3 draft choice.

### 1957

**HB Bill Stits** from Detroit Lions for **HB John Henry Johnson** and a 1958 No. 7 draft choice.  
**LB Marv Matuszak** from Pittsburgh Steelers for **QB Earl Morrall** and **G Mike Sandusky**.  
**HB Val Joe Walker** from Detroit Lions for 1958 No. 15 draft choice.

### 1960

**LB Jerry Wilson** from Philadelphia Eagles for **G John Wittenborn**.  
 1961 No. 1a draft choice (**HB Jimmy Johnson**) from Pittsburgh Steelers for **DB Dick Moegle**.  
 1961 No. 1b draft choice (**QB Billy Kilmer**) from Baltimore Colts for **TE Dee Mackey**.

### 1961

**G/LB Lou Cordileone** from New York Giants for **QB Y.A. Tittle**.

### 1962

**DB Elbert Kimbrough** from Los Angeles Rams for **DE Lou Cordileone**.  
**C John Mellekus** from Chicago Bears for 1963 No. 4 draft choice.  
**HB Bobby Gaiters** from New York Giants for **E Aaron Thomas**.

### 1963

1965 No. 1 draft choice (**DB George Donnelly**) from Cleveland Browns for Cleveland signing free agent **G Ted Connolly**.  
**LB Mike Dowdle** from Dallas Cowboys for **HB Jim Ridlon**.  
**T Roy Williams** from Minnesota Vikings for 1965 No. 8 draft choice.

### 1964

**C Frank Morze** from Cleveland Browns for 1965 No. 6 draft choice.

### 1965

**HB John David Crow** from St. Louis Cardinals for **HB Abe Woodson**.  
**DE Dan LaRose** from Baltimore Colts for 1966 No. 7 draft choice.



## 1967

1967 No. 1 draft choice (**QB Steve Spurrier**) from Atlanta Falcons for **FL Bernie Casey**, **G Jim Wilson**, and **T Jim Norton**.

## 1968

**LB Harold Hays** from Dallas Cowboys for 1969 No. 3 draft choice.

**DE Kevin Hardy** from New Orleans Saints as compensation for Saints' signing **E Dave Parks**.

1968 No. 1 draft choice (**TE Ted Kwalick**) - see Dave Parks above.

**WR Clifton McNeil** from Cleveland Browns for 1969 No. 2 draft choice.

## 1969

**G Randy Beisler** from Philadelphia Eagles for **QB George Mira**.

**DB Roosevelt Taylor** from Chicago Bears for **G Howard Mudd**.

**KR Noland Smith** from Kansas City Chiefs for 1970 No. 3 draft choice.

## 1970

**PK Bruce Gossett** from Los Angeles Rams for **HB Kermit Alexander** and 1970 No. 2 draft choice.

## 1972

**DE Rolf Krueger** from St. Louis Cardinals for 1973 No. 2 draft choice and 1974 No. 3 draft choice.

## 1973

**RB Randy Jackson** from Buffalo Bills for **DT Earl Edwards**.

**WR Danny Abramowicz** from New Orleans Saints for 1974 No. 4 & 5 draft choices.

## 1974

**TE Tom Mitchell** from Baltimore Colts for returned Colts' 1975 No. 3 draft choice and 1976 No. 4 draft choice.

**T Bob Penchion** from Buffalo Bills for 1975 No. 7 draft choice.

**WR Robert West** from Kansas City Chiefs for 1975 No. 6 draft choice.

**QB Norm Snead** from New York Giants for 1975 No. 3 draft choice and 1976 No. 4 draft choice.

1976 No. 1 draft choice (choice traded to Patriots for **QB Jim Plunkett**) from Houston Oilers for **RB Vic Washington**.

## 1975

**WR Bob Hayes** from Dallas Cowboys for 1976 No. 3 draft choice.

**LB Dave Washington** from Buffalo Bills for 1977 No. 5 draft choice.

**CB Nate Allen** from Kansas City Chiefs for **G Randy Beiser** and Saints' 1976 No. 3 choice.

## 1976

**WR Willie McGee** and **LB Bruce Elia** from Tampa Bay Buccaneers for **QB Steve Spurrier**.

**QB Jim Plunkett** from New England Patriots for **QB Tom Owens**, 1976 & '77 No. 1 choices, 1976 Houston's No. 1 choice, and 1977 No. 1 choice.

**G Steve Lawson** from Minnesota Vikings for **DB Windlan Hall**.

**QB Marty Domres** from Baltimore Colts for 1978 No. 5 draft choice.

**TE Jim Obradovich** from New York Giants for 1977 No. 8 draft choice.

**WR Jim Lash** from Minnesota Vikings for **RB Sammy Johnson**.

## 1977

**LB Ed Bradley** from Seattle Seahawks for **DT Bill Sandifer**.

**DT Ed Galigher** from New York Jets for 1977 No. 3 draft choice.

**TE Paul Seal** from New Orleans Saints for **G John Watson**.

## 1978

**RB O.J. Simpson** from Buffalo Bills for 1979 No. 1 draft choice, 1978 & '79 No. 2 draft choices, 1978 No. 3 draft choice, and 1979 No. 4 draft choice.

**WR Larry Jones** from Washington Redskins for **TE Tom Mitchell** and 1978 No. 8 draft choice.

**WR Freddie Solomon** and **S Vern Roberson** from Miami Dolphins for **RB Delvin Williams**.

**FB Greg Boykin** from New Orleans Saints for **DB Ralph McGill**.



**LB Joe Harris** from Washington Redskins for 1978 Vikings' No. 6 draft choice.  
**G Steve Knutson** from Green Bay Packers for 1979 No. 8 draft choice.  
**S Chuck Crist** from New Orleans Saints for **LB Skip Vanderbundt**.  
**S Bob Jury** and 1979 Cowboys' No. 3 draft choice (**QB Joe Montana**) from Seattle Seahawks for 1979 No. 3 draft choice.

### 1979

**CB Melvin Morgan** from Cincinnati Bengals for 1980 No. 7 draft choice.  
**RB Mike Hogan** from Philadelphia Eagles for 1981 No. 7 draft choice.  
**S Tim Gray** from Kansas City Chiefs for 1980 No. 9 draft choice.  
**S Tony Dungy** from Pittsburgh Steelers for 1980 No. 10 draft choice.  
**CB Charles Cornelius** from Miami Dolphins for 1980 No. 11 draft choice.  
**RB Lenvil Elliott** from Cincinnati Bengals for the first right to waived players.

### 1980

**DB Scott Perry** from Cincinnati Bengals for 1981 No. 9 draft choice.  
**DB Ray Rhodes** and **WR Jimmy Robinson** from New York Giants for **S Tony Dungy** and **FB Mike Hogan**.  
**TE Charle Young** from Los Angeles Rams for 1980 No. 3 draft choice and 1983 unconditional No. 4 draft choice.  
**LB Thomas Henderson** from Dallas Cowboys for 1981 No. 4 draft choice.  
**DT Jim Krahl** from Baltimore Colts for 1981 No. 10 draft choice.

### 1981

**QB Guy Benjamin** from New Orleans Saints for 1982 No. 6 draft choice.  
**G/T Dan Audick** from San Diego Chargers for 1982 No. 3 draft choice.  
**FB Johnny Davis** from Tampa Bay Buccaneers for **RB/WR James Owens**.  
**RB Amos Lawrence** from San Diego Chargers for 1984 No. 4 draft choice.  
**DE Fred Dean** from San Diego Chargers 1983 No. 2 draft choice and option to exchange 1983 No. 1 draft choices.

### 1982

**TE Russ Francis** from New England Patriots for 1982 No. 1 & No. 4 draft choices.  
**LB Bob Horn** from San Diego Chargers for 1983 No. 8 draft choice.  
**T Lindsey Mason** from Los Angeles Raiders for 1983 Raiders' No. 5 draft choice acquired for **DE Cedrick Hardman** in 1980.

### 1983

**RB Wendell Tyler** from Los Angeles Rams for 1983 No. 2 draft choice and 1983 Broncos' No. 4 draft choice.  
**QB Matt Cavanaugh** from New England Patriots for 1984 No. 7 draft choice.  
**P Tom Orosz** from Miami Dolphins for 1984 Bears' No. 12 draft choice.

### 1984

**DT Louie Kelcher** from San Diego Chargers for 1984 No. 8 & No. 12 draft choices and 1985 conditional No. 9 draft choice.  
**DT Manu Tuiaosopo** from Seattle Seahawks for 1984 Buccaneers' No. 4 draft choice and 1985 No. 10 49ers' draft choice.  
**CB Mario Clark** from Buffalo Bills for 1985 No. 4 draft choice.  
**DT Gary Johnson** from San Diego Chargers for 1986 No. 5 & No. 11 draft choices.

### 1985

1985 No. 1 draft choice (**WR Jerry Rice**) from New England Patriots for 1985 No. 1, 2, & 3 draft choices.  
**LB Fulton Kuykendall** from Atlanta Falcons for **DE/DT Lawrence Pillers**.  
**C Jim Leonard** from Tampa Bay Buccaneers for 1986 No. 12 draft choice.  
**CB Tory Nixon** from Washington Redskins for 1986 No. 6 draft choice.



## 1986

**QB Jeff Kemp** from Los Angeles Rams for 1986 Lions' No. 3 draft choice.

**RB Joe Cribbs** from Buffalo Bills for 1987 No. 3 and 1988 No. 5 draft choices.

1986 No. 2 draft choice (**DE Larry Roberts**) from Detroit Lions for 1986 Bills' No. 2 draft choice.

1986 No. 3 draft choice (**FB Tom Rathman**) from Buffalo Bills for 1986 Cowboys' No. 1 draft choice and 1986 49ers' No. 10 draft choice.

1986 No. 3 draft choice (**CB Tim McKyer**) from Philadelphia Eagles for **QB Matt Cavanaugh**.

1986 No. 4a draft choice (**LB Charles Haley**) from Cleveland Browns for 1986 Lions' No. 3a draft choice.

1986 No. 4b draft choice (**T Steve Wallace**) from Washington Redskins for 1986 Lions' No. 3b draft choice.

1986 No. 6 draft choice (**FS Don Griffin**) from New York Jets for **T Billy Shields**.

## 1987

**LB Keith Browner** from Tampa Bay Buccaneers for 1988 No. 6 draft choice.

**QB Steve Young** from Tampa Bay Buccaneers for 1987 No. 2 & 4 draft choices.

## 1988

**WR Wes Chandler** from New Orleans Saints for **C Fred Quilan**.

## 1991

**LB Tim Harris** from Green Bay Packers for 1992 No. 2 draft choice and 1993 No. 2 draft choice.

## 1992

1993 No. 2 draft choice and 1994 No. 3 draft choice from Dallas Cowboys for **DE Charles Haley**.

## 1993

1993 No. 1 draft choice from Kansas City Chiefs for **QB Joe Montana** and **S David Whitmore**.

1993 No. 1 draft choice (**DE Dana Stubblefield**) from New Orleans Saints for 1993 Chiefs' No. 1 draft choice.

1994 No. 1 draft choice (choice trade to Rams for 1994 Falcons' No. 1 draft choice) from San Diego Chargers for 1993 Raiders' No. 2 draft choice.

## 1994

1994 No. 1 draft choice (**DT Bryant Young**) from Atlanta Falcons via Indianapolis Colts and Los Angeles Rams for 1994 Chargers' No. 1 draft choice, 1994 49ers' No. 2 draft choice, and 1994 Eagles' No. 3 draft choice.

1994 No. 1 draft choice (**FB William Floyd**) from Dallas Cowboys for 1994 No. 1 & 7 draft choices.

## 1995

1995 No. 1 draft choice (**WR J.J. Stokes**) from Cleveland Browns for 1995 No. 1 & No. 3 draft choices, 1995 Chiefs' No. 4 draft choice, and 1996 No. 1 draft choice.

**CB Marquez Pope** from St. Louis Rams 1995 No. 2 draft choice.

## 1996

**RB Terry Kirby** from Miami Dolphins for 1997 No. 4 draft choice.

## 1998

**LB Anthony Peterson** from Chicago Bears for 1998 No. 7 draft choice.

**T Jamie Brown** from Denver Broncos for 1999 No. 2 draft choice.

1998 No. 7 draft choice (**WR Ryan Thelwell**) from Atlanta Falcons for 1999 No. 6 draft choice.

## 1999

**DE Roy Barker** and **TE Irv Smith** to Cleveland Browns for past considerations.

**QB Ty Detmer** and 1999 No. 4 draft pick to Cleveland Browns for 1999 No. and No. 5 draft picks.

**G Kevin Gogan** to Miami Dolphins for 1999 No. 5 draft pick.

1999 No. 1 draft choice (**DT Reggie McGrew**) from Miami Dolphins for 1999 No. 1 and No. 5 draft choices.

1999 No. 4 draft choice (**CB Anthony Parker**) from Cleveland Browns for **FB Marc Edwards**.

1999 No. 4 draft choice (**CB Pierson Prioleau**) and No. 6 draft choice (**WR Tai Streets**) from Indianapolis Colts for 1999 No. 4 draft choice.



# 49ERS IN FREE AGENCY

## PLAN B

(1989-92)

### FREE AGENTS SIGNED

— 1989 —

	PLAYER	TEAM	DATE
WR	Mike Sherrard	Dallas	3-30-89
G	Terry Tausch	Minnesota	2-28-89
RB	Spencer Tillman	Houston	3-27-89
TE	Jamie Williams	Houston	3-14-89

— 1990 —

S	Greg Cox	N.Y. Giants	3-29-90
DT	Fred Smerlas	Buffalo	3-28-90
S	Dave Waymer	New Orleans	2-20-90

— 1991 —

S	Todd Bowles	Washington	4-1-91
G	Roy Foster	Miami	3-25-91
LB	Darin Jordan	L.A. Raiders	4-1-91
S	Dave Whitmore	N.Y. Giants	3-13-91

— 1992 —

S	Thane Gash	Cleveland	3-10-92
RB	Marc Logan	Miami	4-1-92
C/G	Ralph Tamm	Cincinnati	3-31-92
WR	Odessa Turner	N.Y. Giants	4-1-92

### FREE AGENTS LOST

— 1989 —

	PLAYER	TEAM	DATE
S	Greg Cox	N.Y. Giants	3-16-89
TE	Ron Heller	Atlanta	3-8-89

— 1990 —

WR	Terry Greer	Detroit	3-31-90
----	-------------	---------	---------

— 1991 —

RB	Roger Craig	L.A. Raiders	4-1-91
S	Ronnie Lott	L.A. Raiders	3-25-91
LB	Matt Millen	Washington	4-1-91

— 1992 —

WR	Sanjay Beach	Green Bay	3-31-92
T	Scott Bowles	New England	3-27-92
WR	Tony Hargain	Kansas City	4-1-92
DE	Greg Joelson	San Diego	3-31-92
T	Frank Pollack	Denver	3-20-92
RB	Spencer Tillman	Houston	4-1-92
S	Dave Waymer	L.A. Raiders	4-1-92

## UNRESTRICTED FREE AGENCY

(1993-99)

### FREE AGENTS SIGNED

— 1993 —

S	Tim McDonald	Arizona	4-7-93
---	--------------	---------	--------

— 1994 —

CB	Toi Cook	New Orleans	8-22-94
DE	Richard Dent	Chicago	6-9-94
LB	Rickey Jackson	New Orleans	8-2-94
DE	Charles Mann	Washington	9-15-94
WR	Ed McCaffrey	N.Y. Giants	7-25-94
LB	Ken Norton Jr.	Dallas	4-20-94
C	Bart Oates	N.Y. Giants	7-15-94
LB	Gary Plummer	San Diego	3-24-94
CB	Deion Sanders	Atlanta	9-15-94

### FREE AGENTS LOST

— 1993 —

DE	Tim Harris	Philadelphia	4-21-93
DE	Pierce Holt	Atlanta	3-17-93
WR	Mike Sherrard	N.Y. Giants	4-2-93

— 1994 —

CB	Don Griffin	Cleveland	4-19-94
TE	Wesley Walls	New Orleans	4-27-94
TE	Jamie Williams	L.A. Raiders	5-2-94



## FREE AGENTS SIGNED

— 1995 —

DE	Oliver Barnett	Buffalo	3-10-95
CB	Marquez Pope	St. Louis	4-10-95
T	Kirk Scrafford	Denver	3-22-95

— 1996 —

DE	Roy Barker	Minnesota	2-28-96
G	Ray Brown	Washington	2-25-96
S	Curtis Buckley (RFA)	Tampa Bay	2-21-96
TE	Adrian Cooper	Minnesota	4-2-96
DE	Chris Doleman	Atlanta	3-14-96
C/LB	Randy Kirk	Arizona	3-25-96
FB	Tommy Vardell	Baltimore	3-20-96

— 1997 —

G	Kevin Gogan	Oakland	2-24-97
LB	Kevin Greene	Carolina	8-26-97
RB	Garrison Hearst	Cincinnati	3-7-97
LB	Jim Schwantz (RFA)	Dallas	4-14-97
CB	Darnell Walker	Atlanta	3-24-97
CB	Rod Woodson	Pittsburgh	7-17-97
K	Gary Anderson	Philadelphia	6-11-97

— 1998 —

QB	Ty Detmer	Philadelphia	3-12-98
DT	Shane Bonham	Detroit	4-21-98
CB	Antonio Langham	Baltimore	3-9-98
LB	Winfred Tubbs	New Orleans	2-18-98
TE	Irv Smith	New Orleans	2-26-98
DE	Gabe Wilkins	Green Bay	2-26-98

— 1999 —

QB	Jeff Garcia	Calgary (CFL)	2-16-99
RB	Travis Jervey	Green Bay	3-22-99
DE	Marvin Washington	Denver	4-1-99
FB	Tommy Vardell	Detroit	4-23-99
CB	Mark McMillian	Kansas City	6-8-99
QB	Steve Stenstrom	Chicago	7-1-99

## FREE AGENTS LOST

— 1995 —

RB	Dexter Carter	N.Y. Jets	3-1-95
DT	Rhett Hall	Philadelphia	3-9-95
DE	Charles Mann	Washington	5-24-95
WR	Ed McCaffrey	Denver	3-7-95
QB	Bill Musgrave	Denver	3-7-95
CB	Deion Sanders	Dallas	9-9-95
RB	Ricky Watters	Philadelphia	3-18-95

— 1996 —

CB	Toi Cook	Denver	4-12-96
CB	Eric Davis	Carolina	2-19-96

— 1997 —

QB	Elvis Grbac	Kansas City	3-17-97
CB	Steve Israel	New England	3-24-97
RB	Anthony Lynn	Denver	2-25-97
LB	Anthony Peterson	Chicago	3-7-97
WR	Nate Singleton	Philadelphia	4-4-97
K	Jeff Wilkins	St. Louis	3-3-97

— 1998 —

S	Brett Maxie	Carolina	2-13-98
FB	William Floyd	Carolina	3-9-98
WR	Justin Armour	Denver	2-20-98
G	Rod Milstead	Washington	3-3-98
K	Gary Anderson	Minnesota	2-23-98
DT	Dana Stubblefield	Washington	2-23-98
DE	Marvin Washington	Denver	3-2-98
LB	Kevin Mitchell	New Orleans	2-20-98
CB	Tyronne Drakeford	New Orleans	2-20-98

— 1999 —

CB	Marquez Pope	Cleveland	3-3-99
RB	Terry Kirby	Cleveland	3-5-99

## SAN FRANCISCO'S ALL-TIME LEADING OFFENSES

NO.	YARDS	YEAR
1.	6,801	1998
2.	6,435	1993
3.	6,366	1984
4.	6,087	1995



# PRO BOWL 49ERS

## 1950 (Jan. 14, '51)

Frank Albert, QB  
Visco Grgich, G  
Leo Nomellini, T  
Norm Standlee, FB  
John Strzykalski, HB

## 1951 (Jan. 12, '52)

Jim Cason, HB  
Ray Collins, T  
Leo Nomellini, T  
\* Gordy Soltau, E

## 1952 (Jan. 10, '53)

Ed Henke, E  
\* Bill Johnson, C  
Hugh McElhenny, HB  
Leo Nomellini, T  
Joe Perry, FB  
Gordy Soltau, E

## 1953 (Jan. 17, '54)

\* Bill Johnson, C  
Hugh McElhenny, HB  
Art Milchalik, G  
\* Leo Nomellini, T  
\* Joe Perry, FB  
\* Gordy Soltau, E  
Y.A. Tittle, QB

## 1954 (Jan. 16, '55)

\* Bruno Banducci, G  
Al Carapella, T  
Jim Cason, HB  
\* John Henry Johnson, HB  
\* Joe Perry, FB  
\* Y.A. Tittle, QB  
\*+ Billy Wilson, E

## 1955 (Jan. 15, '56)

Dick Moegle, HB  
Bob Toneff, T  
\* Billy Wilson, E

## 1956 (Jan. 13, '57)

\* Hugh McElhenny, HB  
Leo Nomellini, T  
\* Bob St. Clair, T  
\* Billy Wilson, E

## 1957 (Jan. 12, '58)

Marv Matuszak, LB  
\*+ Hugh McElhenny, HB  
Leo Nomellini, T  
\* Y.A. Tittle, QB  
\* Billy Wilson, E

## 1958 (Jan. 11, '59)

Hugh McElhenny, HB  
Jerry Mertens, HB

Leo Nomellini, T  
\* Bob St. Clair, T  
\* Billy Wilson, E

## 1959 (Jan. 17, '60)

Dave Baker, HB  
Leo Nomellini, T  
\* Bob St. Clair, T  
\* J.D. Smith, FB  
Billy Wilson, E  
Abe Woodson, DHB

## 1960 (Jan. 15, '61)

\* Bruce Bosley, G  
Charlie Krueger, DT  
Leo Nomellini, T  
\* Bob St. Clair, T  
Abe Woodson, DHB

## 1961 (Jan. 14, '62)

\* Ted Connolly, G  
\* Eddie Dove, DHB  
Leo Nomellini, T  
\* Bob St. Clair, T  
\* Abe Woodson, DHB

## 1962 (Jan. 13, '63)

Tommy Davis, K  
Matt Hazeltine, LB  
\* J.D. Smith, FB  
\* Abe Woodson, DHB

## 1963 (Jan. 12, '64)

Tommy Davis, K  
Abe Woodson, DHB

## 1964 (Jan. 10, '65)

Matt Hazeltine, LB  
Charlie Krueger, DT  
Dave Parks, E

## 1965 (Jan. 16, '66)

\* Bruce Bosley, C  
\* John Brodie, QB  
John David Crow, HB  
\* Dave Parks, E  
\* Walt Rock, T  
\* Ken Willard, FB

## 1966 (Jan. 22, '67)

Bruce Bosley, C  
\* Howard Mudd, G  
\* Dave Parks, E  
Walt Rock, T  
John Thomas, T  
Dave Wilcox, LB  
Ken Willard, FB

## 1967 (Jan. 21, '68)

Bruce Bosley, C  
Howard Mudd, G

## 1968 (Jan. 19, '69)

\* Kermit Alexander, CB  
\* Clifton McNeil, E  
\* Howard Mudd, G  
Dave Wilcox, LB  
\* Ken Willard, FB

## 1969 (Jan. 18, '70)

Elmer Collett, G  
Jimmy Johnson, CB  
Gene Washington, WR  
\* Dave Wilcox, LB  
Ken Willard, FB

## 1970 (Jan. 24, '71)

\* John Brodie, QB  
\* Jimmy Johnson, CB  
Len Rohde, T  
\* Gene Washington, WR  
Dave Wilcox, LB

## 1971 (Jan. 23, '72)

\* Forrest Blue, C  
\* Cedrick Hardman, DE  
\* Jimmy Johnson, CB  
\* Ted Kwalick, TE  
Bruce Taylor, CB  
\* Gene Washington, WR  
Vic Washington, RB  
\* Dave Wilcox, LB

## 1972 (Jan. 21, '73)

\* Forrest Blue, C  
\* Jimmy Johnson, CB  
\* Ted Kwalick, TE  
Woody Peoples, G  
\* Gene Washington, WR  
\* Dave Wilcox, LB

## 1973 (Jan. 20, '74)

\* Forrest Blue, C  
\* Ted Kwalick, TE  
Woody Peoples, G  
\* Dave Wilcox, LB  
Tom Wittum, P

## 1974 (Jan. 20, '75)

Forrest Blue, C  
Jimmy Johnson, CB  
Tom Wittum, P

## 1975 (Jan. 26, '76)

\* Cedrick Hardman, DE

## 1976 (Jan. 17, '77)

\* Cleveland Elam, DT  
\* Tommy Hart, DE  
Dave Washington, LB  
Delvin Williams, RB

**1977 (Jan. 23, '78)**

\* Cleveland Elam, DT

**1978 (Jan. 29, '79)**

None

**1979 (Jan. 27, '80)**

None

**1980 (Feb. 1, '81)**

None

**1981 (Jan. 31, '82)**

Dwight Clark, WR

\* Randy Cross, G

Fred Dean, DE

Dwight Hicks, S

\* Ronnie Lott, CB

\* Joe Montana, QB

**1982 (Feb. 6, '83)**

\* Dwight Clark, WR

\* Randy Cross, G

Dwight Hicks, S

Ronnie Lott, CB

**1983 (Jan. 29, '84)**

Fred Dean, DE

Dwight Hicks, S

\* Ronnie Lott, CB

Joe Montana, QB

49ers' Coaching Staff

**1984 (Jan. 27, '85)**

\* Randy Cross, G

Keith Fahnhorst, T

\* Dwight Hicks, S

Ronnie Lott, CB

\* Joe Montana, QB

\* Fred Quillan, C

Keena Turner, LB

Wendell Tyler, RB

Carlton Williamson, S

Eric Wright, CB

**1985 (Feb. 2, '86)**

Michael Carter, NT

\* Roger Craig, FB

\*# Joe Montana, QB

Fred Quillan, C

\* Carlton, Williamson, S

\*# Eric Wright, CB

**1986 (Feb. 1, '87)**

\* Ronnie Lott, S

\* Jerry Rice, WR

**1987 (Feb. 7, '88)**

\* Michael Carter, NT

Roger Craig, RB

\* Ronnie Lott, S

\* Joe Montana, QB

\* Jerry Rice, WR

**1988 (Jan. 29, '89)**

Michael Carter, NT

\* Roger Craig, RB

Charles Haley, LB-DE

\* Ronnie Lott, S

\* Jerry Rice, WR

John Taylor, WR

**1989 (Feb. 4, '90)**

Roger Craig, RB

\* Ronnie Lott, S

Guy McIntyre, G

\* Joe Montana, QB

\* Jerry Rice, WR

John Taylor, WR

**1990 (Feb. 3, '91)**

\* Charles Haley, LB-DE

\* Ronnie Lott, S

Guy McIntyre, G

\*# Joe Montana, QB

\* Jerry Rice, WR

49ers' Coaching Staff

**1991 (Feb. 2, '92)**

Charles Haley, LB-DE

\* Guy McIntyre, G

\* Jerry Rice, WR

**1992 (Feb. 7, '93)**

\* Pierce Holt, DL

Brent Jones, TE

\* Guy McIntyre, G

\* Jerry Rice, WR

Steve Wallace, T

Ricky Watters, RB

\* Steve Young, QB

49ers' Coaching Staff

**1993 (Feb. 6, '94)**

\* Harris Barton, T

Brent Jones, TE

\* Tim McDonald, SS

Guy McIntyre, G

\* Jerry Rice, WR

Jesse Sapolu, C

Ricky Watters, RB

Steve Young, QB

49ers' Coaching Staff

**1994 (Feb. 5, '95)**

\* Merton Hanks, FS

\* Brent Jones, TE

Tim McDonald, SS

Bart Oates, C

\* Jerry Rice, WR

\* Deion Sanders, CB

Jesse Sapolu, G

Dana Stubblefield, DT

Ricky Watters, RB

\* Steve Young, QB

**1995 (Feb. 4, '96)**

\* Eric Davis, CB

\* Merton Hanks, FS

Brent Jones, TE

Tim McDonald, SS

Ken Norton Jr., LB

Bart Oates, C

\* Jerry Rice, WR

Dana Stubblefield, DT

\* Lee Woodall, LB

Steve Young, QB

**1996 (Feb. 2, '97)**

\* Merton Hanks, FS

\* Jerry Rice, WR

\* Bryant Young, DT

Steve Young, QB

**1997 (Feb. 1, '98)**

Chris Doleman, DE

Kevin Gogan, G

\* Merton Hanks, FS

Ken Norton, Jr., LB

\* Dana Stubblefield, DT

Lee Woodall, LB

Steve Young, QB

**1998 (Feb. 7, 1999)**

Garrison Hearst, RB

\* Kevin Gogan, G

Jerry Rice, WR

\* Steve Young, QB

Winfred Tubbs, LB

+ MVP

\* Starter

\*# Voted as starter but did not play



## ALL-PRO 49ERS

**1946** — **Alyn Beals** E (First Team, UPI, AAFC), **Bruno Banducci** G (First Team, UPI, NYN, AAFC), **Frank Albert** QB (First Team, NYN), **Norm Standlee** F (Second Team, UPI, NYN, AAFC), **Garland Gregory** G (Second Team, NYN)

**1947** — **Bruno Banducci** G (First Team, AP, NYN, CO, AAFC), **Bob Bryant** T (First Team, CB), **Alyn Beals** E (Second Team, CB, AAFC), **John Woudenberg** T (Second Team, AP, AAFC), **John Strzykalski** H (Second Team, AAFC), **Norm Standlee** F (Second Team, AAFC), **Garland Gregory** G (Second Team, CB)

**1948** — **Alyn Beals** E (First Team, UPI, NYN, AAFC), **John Strzykalski** H (First Team, UPI, NYN, AAFC), **John Woudenberg** T (First Team, NYN), **Riley Matheson** G (Second Team, NYN, AAFC), **Frank Albert** QB (First Team, SN, SP, NYN), **Bruno Banducci** G (Honorable Mention, AP, SN)

**1949** — **Alyn Beals** E (First Team, UPI, NYN, IN, AAFC) **Visco Grgich** G (First Team, UPI, NYN, AAFC), **Joe Perry** B (First Team, UPI, NYN, AAFC), **Frank Albert** QB (First Team, AAFC), **John Woudenberg** T (Honorable Mention, UPI), **Bruno Banducci** G (Honorable Mention, UPI), **Bill Johnson** C (Honorable Mention, UPI), **Jim Cason** H (First Team, IN), **Jim Strzykalski** H (Honorable Mention, UPI)

**1950** — **John Strzykalski** H (Second Team, AP), **Visco Grgich** G (Honorable Mention, AP, UPI), **Frank Albert** QB (Honorable Mention, AP), **Joe Perry** F (Honorable Mention, AP)

**1951** — **Leo Nomellini** T (First Team, AP) **Gordy Soltau** E (Second Team, UPI), **Bruno Banducci** G (Second Team, AP, UPI), **Joe Perry** F (Honorable Mention, AP)

**1952** — \*1 **Hugh McElhenny** HB (AP, UPI, NYN), **Leo Nomellini** T (First Team, AP, UPI, NYN), **Gordy Soltau** E (First Team, AP, UPI, NYN), **Bob Toneff** T (Second Team, AP, UPI, NYN), **Bruno Banducci** G (First Team, NYN), **Bill Johnson** C (Second Team, AP, NYN), **Joe Perry** RB (Honorable Mention, AP, UPI), **Ed Henke** DE (Second Team, UPI, NYN), **Visco Grgich** G (Honorable Mention, UPI), **Hardy Brown** LB (Second Team, NYN), **Lowell Wagner** DB (Second Team, NYN), **Jim Cason** DB (Honorable Mention, AP)

**1953** — **Bruno Banducci** G (First Team, UPI), **Hugh McElhenny** HB (AP, UPI, NYN), **Leo Nomellini** DT (AP, UPI, NYN, PFD), **Joe Perry** FB (First Team, AP, UPI, NYN, PFD), **Gordy Soltau** E (Second Team, UPI), **Bob St. Clair** T (Second Team, UPI), **Bill Johnson** C (Second Team, UPI), **Y.A. Tittle** QB (Honorable Mention, AP), **Charlie Powell** DE (Honorable Mention), **Art Michalik** G (Second Team, NYN), **Hardy Brown** LB (Honorable Mention, AP, UPI)

**1954** — **Bruno Banducci** G (First Team, AP, UPI, SN, NYN), **Leo Nomellini** DT (First Team, AP, UPI, NYN), **Joe Perry** FB (First Team, AP, UPI, SN, PFD), **Billy Wilson** E (Second Team, AP, UPI, NYN), **Bob St. Clair** T (Second Team, AP, UPI, NYN), **Bill Johnson** C (First Team, NYN), **Hugh McElhenny** RB (Second Team, AP, UPI, SN), **John Henry Johnson** RB (Second Team, UPI, NYN), **Bob Toneff** DT (Honorable Mention, UPI)

**1955** — **Bob St. Clair** T (First Team, UPI, NEA), **Bob Toneff** DT (First Team, AP, SN, NYN), **Billy Wilson** E (First Team, UPI, NEA, SN, NYN), **Bill Johnson** C (Second Team, NEA), **Joe Perry** RB (Honorable Mention, AP), **Hardy Brown** LB (Honorable Mention, AP), **Rex Berry** DB (Second Team, NEA)

**1956** — **Bob St. Clair** T (First Team, NEA), **Billy Wilson** E (Second Team, AP, UPI, NEA), **Hugh McElhenny** RB (Second Team, AP, UPI, NEA, NYN)

**1957** — **Marv Matuszak** LB (First Team, AP, UPI, NEA), **Leo Nomellini** DT (First Team, AP, UPI), \*2 **Y.A. Tittle** QB (First Team, AP, UPI, NYN), **Billy Wilson** E (First Team, AP, UPI, NEA, NYN), **Dickey Moege** DB (First Team, NYN), **Clyde Conner** E (Second Team, NYN), **Hugh McElhenny** RB (Second Team, AP, NEA)

**1958** — **Billy Wilson** E (Second Team, NEA, NYN, FW), **Bob St. Clair** T (Second Team, AP, NEA, FW), **Dickey Moege** DB (Second Team, FW)

**1959** — **Leo Nomellini** DT (First Team, AP, UPI, NEA, NYN, HE), **J.D. Smith** RB (First Team, UPI), **Abe Woodson** CB (First Team, AP, UPI), **Billy Wilson** E (Second Team, NEA), **Bob St. Clair** T (Honorable Mention, UPI), **Bruce Bosley** G (Second Team, AP), **Matt Hazeltnic** LB (Honorable Mention, UPI), **Dave Baker** S (Honorable Mention, UPI), **Ed Dove** S (Honorable Mention, UPI)

**1960** — **Abe Woodson** CB (First Team, AP, NYN), **R.C. Owens** E (Second Team, AP), **Bob St. Clair** T (First Team, NEA), **Bruce Bosley** G (Second Team, UPI, NEA, NYN), **Charlie**



**Krueger** DE (Second Team, AP), **Leo Nomellini** DT (Second Team, AP, NYN), **Matt Hazeltine** LB (Honorable Mention, UPI), **Dave Baker** S (Second Team, AP, UPI, NEA, NYN)

**1961** — **Abe Woodson** CB (First Team, NYN), **Bob St. Clair** T (Second Team, NEA), **Bruce Bosley** G (Second Team, NEA), **Leo Nomellini** DT (Second Team, NEA), **Ed Dove** S (Second Team, UPI), **Hugh McElhenny** RB (Honorable Mention, NEA), **J.D. Smith** RB (Honorable Mention, NEA), **Dave Baker** S (Honorable Mention, NEA)

**1962** — **Abe Woodson** CB (First Team, NEA, FN), **Bob St. Clair** T (Second Team, AP), **Leo Nomellini** DT (Second Team, UPI), **Matt Hazeltine** LB (Second Team, AP, UPI, NEA), **J.D. Smith** RB (Honorable Mention, UPI)

**1963** — **Abe Woodson** CB (First Team, NEA), **Bob St. Clair** T (Second Team, NEA), **Matt Hazeltine** LB (Honorable Mention, AP, NEA)

**1964** — **Matt Hazeltine** LB (First Team, CBS), **Jimmy Johnson** CB (Second Team, NEA)

**1965** — **Dave Parks** SE (AP, NEA, UPI, NYN, FN), **John Brodie** QB (First Team, FN), **Bernie Casey** E (Honorable Mention, UPI), **Len Rohde** T (Honorable Mention, UPI), **John Thomas** T (Honorable Mention, UPI), **Ken Willard** RB (Second Team, AP, UPI), **Clark Miller** DE (Honorable Mention, UPI), **Charlie Krueger** DT (Second Team, AP), **Matt Hazeltine** LB (Honorable Mention, UPI), **Jimmy Johnson** CB (Second Team, AP)

**1966** — **Dave Parks** SE (First Team, NEA), **John Thomas** G (First Team, AP, NEA), **Bernie Casey** E (Honorable Mention, UPI), **Howard Mudd** G (Honorable Mention, UPI), **Bruce Bosley** C (Second Team, NYN), **Ken Willard** RB (Honorable Mention, UPI), **Charlie Krueger** DT (Honorable Mention, UPI), **Dave Wilcox** LB (Second Team, UPI), **Jimmy Johnson** CB (Second Team, AP, UPI)

**1967** — **Howard Mudd** G (First Team, NEA), **Dave Wilcox** LB (First Team, NEA)

**1968** — **Clifton McNeil** WR (First Team, AP, PWA, NEA, UPI, NYN, FN), **Howard Mudd** G (AP, NEA, UPI, PF, NYN, FN), **Cas Banaszek** T (Second Team, FN), **Ken Willard** RB (Second Team, UPI), **Kermit Alexander** CB (Second Team, UPI, NYN, FN), **Jimmy Johnson** CB (Second Team, NEA)

**1969** — **Jimmy Johnson** CB (First Team, NEA), **Len Rohde** T (Second Team, NEA), **Dave Wilcox** LB (Second Team, UPI, NEA, SI)

**1970** — \*3 **John Brodie** QB (AP, NEA, PFWA, FN, PFW), **Jimmy Johnson** CB (AP, NEA, PFWA, SI, PFW), **Gene Washington** WR (AP, NEA, PFWA, FN, SI, PFW), **Dave Wilcox** OLB (NEA)

**1971** — **Forrest Blue** C (First Team, AP, PFWA, FN, SI), **Cedrick Hardman** DE (First Team, SI), **Jimmy Johnson** CB (First Team, AP, NEA, PFWA, FN, SI), **Ted Kwalick** TE (Second Team, PFWA, NEA, FN), **Gene Washington** WR (Second Team, PFWA, NEA, FN), **Dave Wilcox** OLB (First Team, AP, NEA, PFWA), **Bruce Taylor** CB (Second Team, FN)

**1972** — **Forrest Blue** C (First Team, AP, PFWA, FN, SI), **Jimmy Johnson** CB (First Team, AP, NEA, PFWA, SI), **Ted Kwalick** TE (First Team, AP, NEA, FN, DZ), **Gene Washington** (First Team, AP, PFWA), **Dave Wilcox** OLB (First Team, AP, NEA, PFWA, SI), **Cedrick Hardman** DE (Second Team, FN)

**1973** — **Forrest Blue** C (First Team, AP, PFWA), **Dave Wilcox** OLB (First Team, NEA, PFWA, FN), **Ted Kwalick** TE (First Team, NYN)

**1974** — **Forrest Blue** C (Second Team, FN)

**1975** — **Cedrick Hardman** DE (Second Team, NEA)

**1976** — **Tommy Hart** DE (First Team, NEA, PFWA, FN), **Cleveland Elam** DT (Second Team, NEA)

**1977** — **Cleveland Elam** DT (First Team, AP, NEA, PFWA, SI, NYN, CPW)

**1978** — None

**1979** — None

**1980** — **Randy Cross** G (Second Team, NEA)

**1981** — **Randy Cross** G (First Team, NEA, PFWA, FD), \*4 **Fred Dean** DE (First Team, AP, PFWA, SN, FD), **Dwight Hicks** S (First Team, FD), **Ronnie Lott** CB (AP, NEA, PFWA, SN, FD, SI), \*5 **Joe Montana** QB (Second Team, AP, NEA, FD), **Jack Reynolds** LB (Second Team, FD), **Ray Wersching** K (Honorable Mention, SI)

**1982** — \*6 **Dwight Clark** WR (First Team, AP, NEA, PFWA, FW, FD, SI), **Keena Turner** LB (Second Team, NEA), **Ronnie Lott** CB (First Team, FD)

**1983** — **Keith Fahnhorst** T (First Team, NEA, CPNW, SI, USA), **Ronnie Lott** CB (First



Team, PFWA, FD). **Joe Montana** QB (Second Team, NEA, CPNW). **Fred Dean** (First Team, FI), **Dwight Hicks** FS (Second Team, CPNW)

**1984** — **Randy Cross** G (Second Team, AP, NEA, FD), **Keith Fahnhorst** T (First Team, AP, NEA, PFWA, CPNW, SI, USA), \***7 Joe Montana**, QB (Second Team, AP, NEA, CPNW, FD), **Eric Wright**, CB (Second Team, AP), **Fred Quinlan** C (Second Team, CPNW), **Ronnie Lott** CB (Second Team, FD), **Keena Turner** LB (Second Team, CPNW), **Dwight Hicks** FS (Second Team, CPNW)

**1985** — **Michael Carter** NT (Second Team, AP, CPNW), **Roger Craig** FB (First Team, CPNW), **Randy Cross** G (First Team, NEA), **Keith Fahnhorst** T (Second Team, NEA), **Keena Turner** LB (Second Team, NEA), **Eric Wright** CB (First Team, AP, NEA, SN, CPNW, FD, SI), **Joe Montana** QB (Second Team, CPNW), **Carlton Williamson** SS (Second Team, CPNW).

**1986** — **Michael Carter** NT (First Team, NEA, USA), **Randy Cross** G (Second Team, AP, NEA), **Ronnie Lott** S (First Team, AP, NEA, PFWA, CPNW, FD, FI, USA), \***8 Jerry Rice** WR (First Team, AP, NEA, PFWA, SN, CPNW, FD, SI, FI, USA).

**1987** — **Michael Carter** NT (First Team, AP, NEA, PFWA, SN, CPNW, FD, FI), **Ronnie Lott** S (First Team, AP, PFWA, SN, CPNW, FD, USA), **Joe Montana** QB (First Team, AP, PFWA, FD, SI, FI, USA), \***9 Jerry Rice** WR (First Team, AP, NEA, PFWA, SN, CPNW, FD, SI, FI, USA), **Don Griffin** CB (First Team, CPNW), **Jeff Fuller** SS (Second Team, CPNW)

**1988** — **Michael Carter** NT (First Team, NEA, CPNW), \***10 Roger Craig** RB (AP, PFWA, NEA, SN, CPNW, FD, SI, FI, USA), **Ronnie Lott** S (First Team, NEA), \***11 Jerry Rice** WR (First Team, AP, PFWA, SN, FD, USA), \***12 John Taylor** WR (First Team, PFWA, SN, CPNW, FI), **Harris Barton** T (Honorable Mention, AP), **Randy Cross** C (Honorable Mention, AP), **Joe Montana** QB (Honorable Mention, AP), **Charles Haley** OLB (First Team, FI), **Tim McKyer** CB (First Team, CPNW, USA)

**1989** — **Mike Cofer** K (First Team, AP, NEA, CPNW, FD), **Ronnie Lott** S (First Team, AP, PFWA, SI, USA), \***13 Joe Montana** QB (First Team, AP, PFWA, NEA, SN, CPNW, SI, FD, FI, USA), **Jerry Rice** WR (First Team, AP, PFWA, NEA, SN, CPNW, SI, FD, FI, USA), **John Taylor** (Second Team, AP - Kick Returner), **Guy McIntyre** G (First Team, CPNW, FD), **Michael Walter** ILB (Second Team, NEA)

**1990** — \***14 Charles Haley** LB-DE (First Team, AP, NEA, PFWA, SI, FD, FI, NA, USA), **Ronnie Lott** S (First Team, AP, NEA, PFWA, SI, FD, USA), \***15 Joe Montana** QB (First Team, AP, NEA), \***16 Jerry Rice** WR (First Team, AP, NEA, PFWA, CPNW, SI, SN, FD, FI, NA, USA), **Brent Jones** TE (Honorable Mention, AP), **Steve Wallace** T (Honorable Mention, AP), **Guy McIntyre** G (Second Team, CPNW), **Harris Barton** T (Second Team, NA), **Jesse Sapolu** C (Honorable Mention, AP), **Kevin Fagan** DE (First Team, NA), **Pierce Holt** DE (Second Team, NA), **Michael Carter** NT (Honorable Mention, AP), **Matt Millen** LB (Honorable Mention, AP)

**1991** — **Jerry Rice** WR (First Team, SN), **Harris Barton** T (First Team, SI), **Steve Wallace** T (Second Team, CPNW), **Guy McIntyre** G (Honorable Mention, AP), **Michael Carter** NT (Honorable Mention, AP), **John Taylor** KR (Honorable Mention, AP)

**1992** — **Harris Barton** T (First Team, AP, PFWA, SI, FD, USA), **Pierce Holt** DE (Second Team, NEA, AP), **Brent Jones** TE (First Team, NEA, CPNW), **Guy McIntyre** G (First Team, CPNW, FI, USA), **Jerry Rice** WR (First Team, AP, NEA, PFWA, CP, SI, SN, FD, FI, USA), **Steve Wallace** T (First Team, PFWA, CPNW), \***17 Steve Young** (First Team, AP, NEA, PFWA, CPNW, SI, SN, FD, FI), **Ricky Watters** RB (Honorable Mention, AP), **Michael Carter** DT (Honorable Mention, AP), **Jesse Sapolu** C (Honorable Mention, AP), **Roy Foster** G (First Team, USA), **George Seifert** Coach (Second Team, CPNW)

**1993** — **Harris Barton** T (First team, AP, PFWA, SN, CPNW, USA), **Brent Jones** TE (First Team, USA), **Tim McDonald** S (First Team, CPNW, FD), \***18 Jerry Rice** WR (First Team, AP, PFWA, SN, CPNW, SI, FD, FI, USA), **Steve Young** QB (First Team, AP, PFWA, CPNW, FD, FI), **Steve Wallace** T (First Team, FD), **Guy McIntyre** G (First Team, FD, FI), **Jesse Sapolu** C (Honorable Mention, AP), **Dana Stubblefield** DT (Honorable Mention, AP), **Merton Hanks** FS (First Team, SI)

**1994** — **Merton Hanks** FS (First Team, SN, CPNW, USA, SI, FD, USA), **Brent Jones** TE (Second Team, AP), **Jerry Rice** WR (First Team, AP, PFWA, SN, CPNW, SI, FD, FI, USA), **Deion Sanders** CB (First Team, AP, PFWA, CPNW, SN, SI, FD, FI, USA), \***19 Steve Young** QB (First Team, AP, PFWA, SN, CPNW, SI, FD, FI, USA), **Dana Stubblefield** DT (First Team, FI, USA), **Ken Norton Jr.** MLB (Honorable Mention, AP), **Steve Wallace** T (Honorable Mention,



AP), **Jesse Sapolu** G (Honorable Mention, AP), **Bart Oates** C (Honorable Mention, AP), **Tim McDonald** SS (Second Team, FD)

1995 — **Merton Hanks** FS (First Team, AP, PFWA, SN, CPNW, FD, FI, USA, SI), **Ken Norton Jr.** LB (First Team, AP, PFWA, CPNW, FD, FI), **Eric Davis** CB (First Team, AP, PFWA, CPNW), **Jerry Rice** WR (First Team, AP, PFWA, SN, CPNW, FD, FI, USA, SI), **Brent Jones** TE (Honorable Mention, AP), **Harris Barton** T (Honorable Mention, AP), **Jesse Sapolu** G (Honorable Mention, AP), **Tim McDonald** SS (Second Team, AP, CPNW, FD), **Kirk Scrafford** G (Honorable Mention, AP), **Bart Oates** C (Honorable Mention, AP), **Steve Young** QB (Second Team, AP), **Dana Stubblefield** DT (First Team, CPNW, FI), **Bryant Young** DT (Honorable Mention, AP), **Gary Plummer** LB (Honorable Mention, AP), **Lee Woodall** LB (Second Team, CPNW, FD)

1996 — **Jerry Rice** WR (First Team, AP, CPNW, PFWA, SN, FD, FI, USA), **Jesse Sapolu** C (Second Team, CPNW), **Roy Barker** DE (Honorable Mention, AP), **Bryant Young** DT (First Team, AP, PFWA, SN, CPNW, FD, SI, FI, USA), **Dana Stubblefield** DT (Second Team, CPNW), **Ken Norton Jr.** MLB (First Team, SI), **Marquez Pope** CB (Honorable Mention, AP), **Merton Hanks** FS (First Team, AP, USA, CPNW), **Tim McDonald** SS (Honorable Mention, AP), **Jeff Wilkins** K (Honorable Mention, AP)

1997 — **Dana Stubblefield** DT (First Team, AP, SI, PFWA, PFW, FI, CPNW, SN, SI, FD), **Merton Hanks** FS (First Team, CPNW, FD), **Chris Doleman** DE (Second Team, CPNW), **Bryant Young** DT (Second Team, CPNW), **Steve Young** QB (Second Team, CPNW, FD), **Kevin Gogan** G (First Team, FI)

1998 — **Kevin Gogan** G (First Team, CFW), **Merton Hanks** FS (First Team, USA), **Garrison Hearst** RB (Second Team, CFW, FN), **Terrell Owens** WR (Second Team, FN), **Bryant Young** DT (First Team, SN), **Steve Young** QB (First Team SN)

- \*1 (1952) McElhenny was named UPI "Rookie of the Year" and Sport Magazine's "Player of the Year."
- \*2 (1957) Tittle was named UPI's "Player of the Year."
- \*3 (1970) Brodie was consensus NFL "Player of the Year" and consensus NFL "Offensive Player of the Year."
- \*4 (1981) Dean was named NFLPA's NFL "Defensive Lineman of the Year."
- \*5 (1981) Montana was named MVP of Super Bowl XVI.
- \*6 (1982) Clark was named Sports Illustrated's NFL "Player of the Year."
- \*7 (1984) Montana was named MVP of Super Bowl XIX.
- \*8 (1986) Rice was named Sports Illustrated's NFL "Player of the Year." He was also named NFL "Offensive Player of the Year."
- \*9 (1987) Rice was consensus NFL "Player of the Year" and consensus NFL "Offensive Player of the Year."
- \*10 (1988) Craig was named UPI NFC "Offensive Player of the Year," AP's NFL "Offensive Player of the Year," and Sports Illustrated's NFL "Player of the Year."
- \*11 (1988) Rice was named MVP of Super Bowl XXIII.
- \*12 Taylor was named NFLPA's NFC "Special Teams Player of the Year."
- \*13 (1989) Montana was named MVP of Super Bowl XXIV, consensus NFL "Player of the Year," and consensus NFL "Offensive Player of the Year."
- \*14 (1990) Haley was named UPI NFC "Defensive Player of the Year."
- \*15 (1990) Montana was named AP's NFL MVP, and Male Athlete of the Year. He was also named "Sportsman of the Year" by Sports Illustrated.
- \*16 (1990) Rice was named Sports Illustrated's NFL "Player of the Year."
- \*17 (1992) Young was consensus NFL "Player of the Year" and consensus NFL "Offensive Player of the Year."
- \*18 (1993) Rice was AP's "Offensive Player of the Year" and NEA's "Offensive Player of the Year."
- \*19 (1994) Young was consensus NFL "Player of the Year."

AAFC - All-America Football Conference, AP - Associated Press, CBS - CBS-TV, CO - Coaches All Pro Team, CPNW - College and Pro Football Newsweekly, CFWN - College and Pro Football Weekly, DP - Detroit Press, FD - Football Digest, FI - NFL Films, FN - Football News, FW - Pro News Football Weekly, HE - Hearst All-Pro, HF - Pro Football Hall of Fame, IN - International News Service, NA - The National, NEA - Newspaper Enterprise Association, NYN - New York News, PFD - Pro Football Digest, PFI - Pro Football Illustrated, PFW - Pro Football Weekly, PFWA - Pro Football Writers, SI - Sports Illustrated, SN - Sporting News, SP - Sport Magazine, UPI - United Press International, USA - USA Today



## ALL-MADDEN

- 1984 — Eric Wright CB, Dwight Clark WR, Joe Montana QB  
 1985 — Joe Montana QB, Michael Carter NT, Riki Ellison ILB, Roger Craig RB  
 1986 — Jerry Rice WR, Ronnie Lott SS  
 1987 — Jerry Rice WR, Joe Montana QB, Ronnie Lott SS, Jeff Fuller FS, Roger Craig RB  
 1988 — Steve Wallace T, Jerry Rice WR, Joe Montana QB, Michael Carter DT, Charles Haley LB, Ronnie Lott SS, Jeff Fuller FS, Tim McKyer CB, Roger Craig RB, Tom Rathman FB  
 1989 — Jerry Rice WR, Joe Montana QB, Charles Haley LB, Matt Millen ILB, Don Griffin CB, Chet Brooks S, Ronnie Lott SS, Roger Craig RB, Tom Rathman RB  
 1990 — Bubba Paris T, Jerry Rice WR, Joe Montana QB, Pierce Holt DE, Michael Carter DT, Kevin Fagan DE, Ronnie Lott SS  
 1991 — Jesse Sapolu C, Jerry Rice WR, John Taylor WR  
 1992 — Steve Wallace T, Harris Barton T, Jerry Rice WR, Brent Jones TE, Steve Young QB, Pierce Holt DE, Ricky Watters RB, Tom Rathman RB  
 1993 — Steve Wallace T, Harris Barton T, Jerry Rice WR, Steve Young QB, Bryant Young DT, Merton Hanks FS, George Seifert Coach  
 1994 — Harris Barton T, Steve Wallace T, Jesse Sapolu G, Jerry Rice WR, Steve Young QB, Dana Stubblefield DT, Merton Hanks FS  
 1995 — Harris Barton T, Jerry Rice WR, Steve Young QB, Dana Stubblefield DT, Merton Hanks FS  
 1996 — Steve Young QB, Jerry Rice WR, Bryant Young DT, Dana Stubblefield DT, Marquez Pope CB  
 1997 — Steve Young QB, Terrell Owens WR, Brent Jones TE, Kevin Gogan G, Bryant Young DT, Dana Stubblefield DT  
 1998 — Steve Young QB, Terrell Owens WR, Jerry Rice WR, Kevin Gogan G, Garrison Hearst RB



Despite suffering a season ending leg injury in the 12th week of the season, Bryant Young still recorded 54 tackles and 9.5 sacks. His relentless play earned him a spot on the All-Madden team for the third consecutive season and the fourth time in his career.





## NFL AWARD WINNERS

### NFL MOST VALUABLE PLAYER

- 1970 QB John Brodie (AP, NEA, Pro Football Guide, Sporting News, Pro Football Weekly, Football News, Kansas City Committee of 101)  
 1981 QB Joe Montana (New York Daily News)  
 1982 WR Dwight Clark (Sports Illustrated)  
 1984 QB Joe Montana (Football News)  
 1986 WR Jerry Rice (Sports Illustrated)  
 1987 WR Jerry Rice (PFWA, NEA, Sports Illustrated, Football News, Football Digest)  
 1988 RB Roger Craig (NEA, Sports Illustrated)  
 1989 QB Joe Montana (PFWA, AP, NEA, Football News, Sports Illustrated)  
 1990 QB Joe Montana (AP)  
 WR Jerry Rice (Sports Illustrated)  
 1992 QB Steve Young (PFWA, AP, NEA, Football Digest, Sports Illustrated)  
 1994 QB Steve Young (PFWA, AP, Sports Illustrated)

### NFC MOST VALUABLE PLAYER

- 1989 QB Joe Montana (Football News)

### NFL PLAYER OF THE YEAR

- 1952 HB Hugh McElhenny (Sport Magazine)  
 1954 FB Joe Perry (UPI)  
 1955 FB Joe Perry (UPI)  
 1957 QB Y.A. Tittle (UPI)  
 1970 QB John Brodie (AP, Football News)  
 1987 WR Jerry Rice (Maxwell Club, Sporting News)  
 1989 QB Joe Montana (Sporting News, Football Digest, Maxwell Club)  
 1990 WR Jerry Rice (Sporting News)  
 1992 QB Steve Young (Sporting News, Maxwell Club)  
 1994 QB Steve Young (Sporting News)

### NFC PLAYER OF THE YEAR

- 1970 QB John Brodie (UPI)  
 1994 QB Steve Young (UPI)

### NFL OFFENSIVE PLAYER OF THE YEAR

- 1970 QB John Brodie (NEA, Pro Football Weekly)  
 1986 WR Jerry Rice (Pro Football Weekly)  
 1987 WR Jerry Rice (AP, Pro Football Weekly, Football Digest)  
 1988 RB Roger Craig (AP)  
 1989 QB Joe Montana (AP, Pro Football Weekly)  
 1992 QB Steve Young (AP, Pro Football Weekly)  
 1993 WR Jerry Rice (AP)  
 1994 QB Steve Young (AP, Pro Football Weekly, College and Pro Football Newsweekly)

### NFC OFFENSIVE PLAYER OF THE YEAR

- 1986 WR Jerry Rice (Kansas City Committee 101)  
 1987 WR Jerry Rice (UPI, Kansas City Committee 101)  
 1988 RB Roger Craig (UPI, Kansas City Committee 101)  
 1989 QB Joe Montana (UPI, Kansas City Committee 101)  
 1992 QB Steve Young (UPI, Football News, Kansas City Committee 101)  
 1994 QB Steve Young (Kansas City Committee 101)



### NFL DEFENSIVE PLAYER OF THE YEAR

- 1981 DE Fred Dean (UPI, Kansas City Committee 101)  
 1994 CB Deion Sanders (AP, College and Pro Football Newsweekly)  
 1995 FS Merton Hanks (Football Digest)  
 1997 DT Dana Stubblefield (AP, Pro Football Weekly, Football Digest, College and Pro Football Newsweekly, NEA, Kansas City Committee 101)

### NFC DEFENSIVE PLAYER OF THE YEAR

- 1990 LB Charles Haley (UPI, Kansas City Committee 101)  
 1994 CB Deion Sanders (Kansas City Committee 101)  
 1997 DT Dana Stubblefield (Kansas City Committee 101)

### NFL ROOKIE OF THE YEAR

- 1952 HB Hugh McElhenny (UPI)

### NFL DEFENSIVE ROOKIE OF THE YEAR

- 1970 CB Bruce Taylor (Pro Football Weekly)  
 1993 DT Dana Stubblefield (AP)  
 1994 DT Bryant Young (UPI)

### NFL MAN OF THE YEAR

- 1989 Edward J. DeBartolo Jr. (Football News)

### COACH OF THE YEAR

- 1981 Bill Walsh (AP, Sporting News, Pro Football Weekly)  
 1989 George Seifert (Football Digest)  
 1990 George Seifert (Sporting News)  
 1994 George Seifert (Sporting News)

### EXECUTIVE OF THE YEAR

- 1989 John McVay (Sporting News)  
 1994 Carmen Policy (Sporting News, Pro Football Weekly)

### SUPER BOWL MOST VALUABLE PLAYER

- 1982 QB Joe Montana (Super Bowl XVI)  
 1985 QB Joe Montana (Super Bowl XIX)  
 1989 WR Jerry Rice (Super Bowl XXIII)  
 1990 QB Joe Montana (Super Bowl XXIV)  
 1994 QB Steve Young (Super Bowl XXIX)

### ED BLOCK COURAGE AWARD

- |                       |                       |
|-----------------------|-----------------------|
| 1984 S Ronnie Lott    | 1992 CB Eric Davis    |
| 1985 LB Keena Turner  | 1993 CB Don Griffin   |
| 1986 QB Joe Montana   | 1994 T Harris Barton  |
| 1987 WR Mike Wilson   | 1995 DT Dennis Brown  |
| 1988 CB Eric Wright   | 1996 FB William Floyd |
| 1989 DB Chet Brooks   | 1997 C Jesse Sapolu   |
| 1990 WR Mike Sherrard | 1998 WR Jerry Rice    |
| 1991 DB Dave Waymer   |                       |



## 49ERS IN THE PRO FOOTBALL HALL OF FAME



**Leo Nomellini**

**1969-DT** Leo Nomellini (1950-63). Was the first-ever draft choice after the 49ers joined the NFL. Played every 49ers game for 14 seasons. Altogether he played in 174 consecutive regular season games, and counting ten trips to the Pro Bowl, Nomellini played in 266 contests. "The Lion" became one of the few to be named to an All-NFL team on both offense and defense. Retired at age 39. Played college ball at the University of Minnesota. Born June 19, 1924 in Lucca, Italy.



**Joe Perry**

**1969-FB** Joe Perry (1948-60, 63). First player in NFL history to gain 1,000 yards two consecutive seasons. His 9,723 rushing yards placed him second only to Jim Brown when he retired. Finished career with 12,505 combined yards. Nicknamed "The Jet" because of his quick starts. Also played for the Baltimore Colts (1961-62). Attended Compton Junior College. Born January 22, 1927 in Stevens Arkansas.

**1970-HB** Hugh McElhenny (1952-60). One of only three players to gain over 11,000 yards carrying the ball. Scored 60 career touchdowns, 38 rushing, including a 42-yard touchdown run on his first pro play in pre-season. In 1952, McElhenny had the longest punt return (94) and longest play from scrimmage (89). Scored two touchdowns in first Pro Bowl after his rookie year. Also played for Minnesota Vikings (1961-62), New York Giants (1963), and Detroit Lions (1964). Played college football at University of Washington. Born December 31, 1928 in Los Angeles, CA.



**Hugh McElhenny**

**1971-QB** Y.A. Tittle (1951-60). Had 17 years of NFL experience, finishing his career with 33,070 passing yards and 281 touchdowns (39 rushing). Won NFL Most Valuable Player Award in 1961 and '63. Threw 33 touchdown passes and a career-high 3,224 yards in 1962. In '63 he threw 36 touchdowns, completing 60.2 percent of his passes. Also played for the Baltimore Colts (1948-50) and the New York Giants (1961-64). Played college ball at Louisiana State University. Born October 24, 1926 in Marshall, Texas.



Y. A. Tittle

**1987-FB** John Henry Johnson (1954-56). Was a member of what's been noted as the finest backfield in NFL history. The foursome known as "The Million Dollar Backfield" and "The Fabulous Foursome" included three other Hall of Famers—QB Y.A. Tittle and RBs Joe Perry and Hugh McElhenny. Gained 6,803 yards rushing, including 48 touchdowns. Also played for the Detroit Lions (1957-59), Pittsburgh Steelers (1960-65), and Houston Oilers (1966). Attended St. Mary's College and Arizona State University. Born November 24, 1929 in Waterproof, LA.



Bob St. Clair

**1990-T** Bob St. Clair (1953-63). Exceptional offensive lineman. Also played goal-line defense and blocked 10 field goals in 1956. Once lost five teeth when blocking a punt. Earned All-NFL honors three times and made five Pro Bowl appearances. Attended San Francisco and Tulsa. Born February 18, 1931 in San Francisco, CA.



Bill Walsh

**1993-Head Coach** Bill Walsh (1979-88). Led "The Team of the '80s" to three Super Bowl titles (XVI, XIX, XXIII) in 10 years. Compiled a .617 winning percentage with a 102-63-1 mark that included 10 wins in 14 post-season games. Notorious for his reputation of being an outstanding offensive coach, Walsh developed what is now known as the "West Coast Offense." Named NFL Coach of the Year in 1981 and '84. Attended San Jose State. Born November 30, 1931 in Los Angeles, CA.



Jimmy Johnson

**1994-CB** Jimmy Johnson (1961-76). Starter on both offense and defense at UCLA. Began 49ers career as a defensive back, moved to offense, then stayed at DB in his third season. Intercepted 47 passes for 615 yards, including five INTs his rookie year. As a receiver in 1962, he caught 34 passes for 627 yards and four touchdowns. Recognized as one of the best man-to-man defenders in NFL history. Played in five Pro Bowls and twice won the prestigious Len Eshmont Award selected by his teammates for inspirational play. Born March 31, 1938 in Dallas, Texas.



## RETIRED JERSEY NUMBERS

12

**QB John Brodie**—Played for 49ers from 1957-73...Holds the team record with 17 years of service...Ranks second in team history with 31,548 passing yards and 214 touchdown passes...Guided the 49ers to back-to-back NFC Championship games in 1970 and 1971...Was named NFL Most Valuable Player in 1970...Had number retired in 1973.

16

**QB Joe Montana**—Played for the 49ers from 1979-92...Led San Francisco to four Super Bowl Championships (1981, 1984, 1988, 1989)...Holds team records with 35,124 passing yards and 244 touchdown passes...Selected to eight Pro Bowls, including seven with the 49ers...Named NFL Most Valuable Player four times (1981, 1984, 1989, 1990)...Super Bowl MVP three times (XVI, XIX, XXIV)...Registered 31 fourth quarter comebacks during his career...Had number retired in 1997.

34

**RB Joe Perry**—Played 14 years in two stints for 49ers from 1948-60 and 1963...Finished career as team's all-time leading rusher with 7,344 yards...Scored 351 points, including team record 50 rushing touchdowns, during career...Led team in rushing eight seasons, including seven consecutive (1949-55)...Named NFL Player of Year by UPI in 1954 and 1955...Had number retired in 1971.

37

**DB Jimmy Johnson**—Played for 49ers from 1961-76...Holds team record with 212 games played during career...Finished with 47 interceptions to rank second in team history...Inducted into Pro Football Hall of Fame in 1994...Selected to five Pro Bowls and named Len Eshmont Award winner twice...Played wide receiver in second season before becoming full-time defensive back in 1963...Named first team All-Pro four times (1969, 1970, 1971, 1972)...Had number retired in 1977.

39

**RB Hugh McElhenny**—Played for 49ers from 1952-60...Rushed for 4,288 yards on 877 carries and 35 touchdowns for San Francisco...Inducted into Pro Football Hall of Fame in 1970...Was named NFL Player of Year and NFL Rookie of Year in 1952...Selected to five Pro Bowls...Led team in rushing in 1956 and 1957...Had number retired in 1971.

70

**DT Charlie Krueger**—Played for 49ers from 1959-73...Two-time Pro Bowl defensive tackle (1960, 1964)...Received All-Pro recognition in 1960, 1965 and 1966...Had number retired in 1974.

73

**T Leo Nomellini**—Played for 49ers from 1950-63...Did not miss game during 14-year career, playing in 174 consecutive regular season games...Selected to 10 Pro Bowls...Was first-ever NFL draft choice by 49ers...Was first team All-Pro six times and second team choice three times...Inducted into Pro Football Hall of Fame in 1969...Had number retired in 1971.

87

**WR Dwight Clark**—Played for 49ers from 1979-87...Finished with 506 receptions for 6,750 yards and 48 touchdowns...Ranks third on 49ers all-time receptions list and second in receiving yards...Two-time Pro Bowler (1981, 1982) and first team All-Pro in 1982 and 1983...Had number retired in 1988.



## SAN FRANCISCO'S WINNING TRADITION

The San Francisco 49ers have been the NFL's most dominant franchise since 1980. The 49ers have won more Super Bowls, posted more winning seasons, claimed more divisional titles and made more playoff appearances than any team in the league over the last 19 seasons.

Since the DeBartolo Corporation purchased the team in 1977, the 49ers made one of the most dramatic turnarounds in sports history, rebounding from back-to-back 2-14 seasons in 1978-79 to Super Bowl Champions in 1981. The 49ers unparalleled success has continued into the '90s, winning their fifth Super Bowl in 1994, becoming the first team in NFL history to win five Super Bowl titles.

### SINCE 1980:

#### WINNING SEASONS

17	SAN FRANCISCO
13	Dallas
13	Miami
13	Pittsburgh
12	Denver
12	Minnesota
12	Washington
11	Buffalo
11	Kansas City

#### PLAYOFF GAMES

32	SAN FRANCISCO
26	Dallas
22	Buffalo
22	Denver
21	Washington
20	Miami
17	Pittsburgh
16	New York Giants

#### DIVISION TITLES

13	SAN FRANCISCO
8	Dallas
7	Buffalo
7	Denver
6	Chicago
6	Miami
5	Minnesota
4	Cleveland
4	New York Giants
4	Washington

#### CONFERENCE CHAMPIONSHIP GAMES

10	SAN FRANCISCO
8	Dallas
6	Denver
5	Washington
4	Buffalo
4	Miami
4	Pittsburgh
3	Green Bay
3	Oakland

#### PLAYOFF APPEARANCES

16	SAN FRANCISCO
12	Dallas
11	Buffalo
11	Miami
11	Minnesota
10	Denver
10	Pittsburgh
8	Chicago
8	Tennessee
8	Washington

#### SUPER BOWL APPEARANCES

6	Denver
5	SAN FRANCISCO
4	Buffalo
4	Washington
3	Dallas
2	Cincinnati
2	Green Bay
2	Miami
2	Oakland



# 49ERS STARTERS

## 1960-1998

### 1960

#### Offense

LE	88	Clyde Conner (12)
LT	78	John Thomas (9)
LG	77	Bruce Bosley (12)
C	53	Frank Morze (7)
RG	62	Mike Magac (8)
RT	79	Bob St. Clair (10)
RE	85	Monty Stickles (6)
	87	Dee Mackey (6)
QB	12	John Brodie (8)
LH	39	Hugh McElhenny (7)
	24	J.D. Smith (5)
RH	27	R.C. Owens (10)
FB	24	J.D. Smith (7)

#### Defense

LE	86	Dan Colchico (11)
LT	73	Leo Nomellini (11)
RT	63	Monte Clark (7)
RE	70	Charlie Krueger (11)
LLB	83	Gordon Kelley (9)
MLB	75	Ed Henke (6)
	54	Bob Harrison (6)
RLB	55	Matt Hazeltine (12)
LH	80	Jerry Mertens (12)
RH	40	Abe Woodson (12)
LS	25	Dave Baker (11)
RS	44	Eddie Dove (12)

### 1961

#### Offense

LE	89	Aaron Thomas (7)
	88	Clyde Conner (5)
LT	78	John Thomas (12)
LG	77	Bruce Bosley (12)
C	53	Frank Morze (12)
RG	64	Ted Connolly (12)
RT	79	Bob St. Clair (11)
RE	85	Monty Stickles (12)
QB	12	John Brodie (12)
LH	24	J.D. Smith (12)
RH	27	R.C. Owens (14)
FB	32	C.R. Roberts (10)

#### Defense

LE	86	Dan Colchico (14)
LT	73	Leo Nomellini (14)
RT	63	Monte Clark (8)
	70	Charlie Krueger (5)
RE	70	Charlie Krueger (8)
	60	Roland Lakes (5)
LLB	83	Gordon Kelley (14)
MLB	54	Bob Harrison (10)
RLB	55	Matt Hazeltine (14)
LH	80	Jerry Mertens (9)
	40	Abe Woodson (5)
RH	40	Abe Woodson (6)
	37	Jim Johnson (7)
LS	25	Dave Baker (14)
RS	44	Eddie Dove (14)

### 1962

#### Offense

LE	88	Clyde Conner (9)
	85	Monty Stickles (5)
LT	60	Roland Lakes (8)

78	John Thomas (6)	
LG	62	Mike Magac (14)
C	77	Bruce Bosley (9)
RG	64	Ted Connolly (11)
RT	79	Bob St. Clair (7)
	76	Len Rohde (5)
RE	85	Monty Stickles (9)
	30	Bernie Casey (5)
QB	12	John Brodie (14)
LH	17	Bill Kilmer (10)
RH	37	Jim Johnson (8)
	30	Bernie Casey (4)
FB	24	J.D. Smith (13)

#### Defense

LE	86	Dan Colchico (14)
LT	73	Leo Nomellini (14)
RT	70	Charlie Krueger (12)
RE	74	Clark Miller (11)
LLB	54	Ed Pine (13)
MLB	66	Carlton Kammerer (7)
	78	John Thomas (7)
RLB	55	Matt Hazeltine (14)
LH	80	Jerry Mertens (12)
RH	40	Abe Woodson (14)
LS	42	Jim Ridlon (6)
	45	Elbert Kimbrough (4)
RS	44	Eddie Dove (10)

### 1963

#### Offense

LE	88	Clyde Conner (9)
LT	76	Len Rohde (14)
LG	78	John Thomas (12)
C	52	Karl Rubke (7)
	77	Bruce Bosley (7)
RG	72	Leon Donohue (14)
RT	79	Bob St. Clair (14)
RE	85	Monty Stickles (8)
	84	Gary Knafele (6)
QB	15	Lamar McHan (9)
	12	John Brodie (3)
LH	42	Don Lisbon (8)
RH	30	Bernie Casey (10)
FB	24	J.D. Smith (13)

#### Defense

LE	86	Dan Colchico (14)
LT	70	Charlie Krueger (7)
	73	Leo Nomellini (7)
RT	60	Roland Lakes (14)
RE	74	Clark Miller (14)
LLB	54	Ed Pine (14)
MLB	53	Mike Dowdle (13)
RLB	55	Matt Hazeltine (13)
LH	39	Kermit Alexander (11)
RH	40	Abe Woodson (14)
LS	45	Elbert Kimbrough (11)
RS	37	Jim Johnson (10)

### 1964

#### Offense

LE	81	Dave Parks (14)
LT	76	Len Rohde (14)
LG	78	John Thomas (14)
C	77	Bruce Bosley (14)
RG	72	Leon Donohue (13)

RT	67	Walter Rock (14)
RE	85	Monty Stickles (14)
QB	12	John Brodie (12)
LH	30	Bernie Casey (7)
	42	Don Lisbon (4)
RH	30	Bernie Casey (6)
	43	Dave Kopay (5)
FB	38	Mike Lind (9)

#### Defense

LE	86	Dan Colchico (11)
LT	70	Charlie Krueger (14)
RT	60	Roland Lakes (14)
RE	74	Clark Miller (13)
LLB	64	Dave Wilcox (9)
MLB	53	Mike Dowdle (14)
RLB	55	Matt Hazeltine (14)
LH	37	Jim Johnson (14)
RH	40	Abe Woodson (12)
LS	45	Elbert Kimbrough (14)
RS	39	Kermit Alexander (12)

### 1965

#### Offense

LE	81	Dave Parks (14)
LT	76	Len Rohde (14)
LG	78	John Thomas (14)
C	77	Bruce Bosley (14)
RG	68	Howard Mudd (14)
RT	67	Walter Rock (14)
TE	85	Monty Stickles (14)
QB	12	John Brodie (13)
RB	44	John David Crow (13)
RB	40	Ken Willard (14)
FL	30	Bernie Casey (14)

#### Defense

LE	52	Karl Rubke (10)
LT	70	Charlie Krueger (14)
RT	60	Roland Lakes (12)
RE	74	Clark Miller (14)
LLB	64	Dave Wilcox (14)
MLB	53	Mike Dowdle (10)
RLB	55	Matt Hazeltine (8)
	58	Jack Chapple (6)
LH	37	Jim Johnson (14)
RH	80	Jerry Mertens (9)
LS	45	Elbert Kimbrough (14)
RS	39	Kermit Alexander (9)
	20	George Donnelly (5)

### 1966

#### Offense

LE	81	Dave Parks (13)
LT	76	Len Rohde (14)
LG	78	John Thomas (14)
C	77	Bruce Bosley (14)
RG	68	Howard Mudd (14)
RT	67	Walter Rock (14)
TE	85	Monty Stickles (14)
QB	12	John Brodie (13)
RB	44	John David Crow (14)
RB	40	Ken Willard (14)
FL	30	Bernie Casey (13)

#### Defense

LE	75	Jim Norton (11)
LT	70	Charlie Krueger (14)



RT	60	Roland Lakes (14)
RE	74	Clark Miller (14)
LLB	64	Dave Wilcox (14)
MLB	50	Ed Beard (14)
RLB	55	Matt Hazeltine (12)
LH	37	Jim Johnson (14)
RH	39	Kermit Alexander (14)
LS	45	Elben Kimbrough (14)
RS	20	George Donnelly (7) 27 Alvin Randolph (5)

1967

<b>Offense</b>		
LE	81	Dave Parks (9) 83 Sonny Randle (5)
LT	76	Len Rohde (14)
LG	66	Elmer Collett (9) 78 John Thomas (5)
C	77	Bruce Bosley (14)
RG	68	Howard Mudd (14)
RT	67	Walter Rock (14)
TE	85	Monty Stickles (8) 89 Bob Windsor (6)
QB	12	John Brodie (10)
RB	44	John David Crow (14)
RB	40	Ken Willard (13)
FL	88	Dick Witcher (9) 83 Sonny Randle (5)

<b>Defense</b>		
LE	80	Stan Hindman (13)
LT	70	Charlie Krueger (14)
RT	60	Roland Lakes (13)
RE	74	Clark Miller (13)
LLB	64	Dave Wilcox (14)
MLB	50	Ed Beard (14)
RLB	55	Matt Hazeltine (12)
LH	37	Jim Johnson (11)
RH	39	Kermit Alexander (13)
LS	27	Alvin Randolph (14)
RS	35	Goose Gonsoulin (7) 20 George Donnelly (6)

1968

<b>Offense</b>		
LE	88	Dick Witcher (13)
LT	76	Len Rohde (14)
LG	66	Elmer Collett (14)
C	77	Bruce Bosley (14)
RG	68	Howard Mudd (14)
RT	79	Cas Banaszek (14)
TE	44	John David Crow (14)
QB	12	John Brodie (14)
RB	40	Ken Willard (14)
RB	22	Gary Lewis (14)
FL	85	Clifton McNeil (14)

<b>Defense</b>		
LE	80	Stan Hindman (14)
LT	70	Charlie Krueger (14)
RT	60	Roland Lakes (14)
RE	74	Clark Miller (10)
LLB	64	Dave Wilcox (14)
MLB	50	Ed Beard (14)
RLB	55	Matt Hazeltine (14)
LH	37	Jim Johnson (13)
RH	39	Kermit Alexander (14)
LS	27	Alvin Randolph (14)
RS	30	Johnny Fuller (10)

1969

<b>Offense</b>		
LE	18	Gene Washington (14)
LT	76	Len Rohde (14)
LG	66	Elmer Collett (14)
C	75	Forrest Blue (14)
RG	69	Woody Peoples (14)
RT	79	Cas Banaszek (14)
TE	89	Bob Windsor (14)
QB	11	Steve Spurrier (9) 12 John Brodie (5)
RB	40	Ken Willard (14)
RB	42	Doug Cunningham (13)
FL	88	Dick Witcher (7) 85 Clifton McNeil (7)

<b>Defense</b>		
LE	80	Stan Hindman (10)
LT	70	Charlie Krueger (14)
RT	60	Roland Lakes (13)
RE	72	Bill Belk (12)
LLB	64	Dave Wilcox (14)
MLB	57	Frank Nunley (10)
RLB	52	Skip Vanderbundt (12)
LH	37	Jim Johnson (14)
RH	39	Kermit Alexander (10)
LS	27	Alvin Randolph (11)
RS	32	Mel Phillips (10)

1970

<b>Offense</b>		
WR	88	Dick Witcher (12)
LT	76	Len Rohde (14)
LG	65	Randy Beisler (13)
C	75	Forrest Blue (16)
RG	69	Woody Peoples (16)
RT	79	Cas Banaszek (14)
TE	89	Bob Windsor (16)
WR	18	Gene Washington (15)
QB	12	John Brodie (16)
RB	40	Ken Willard (16)
RB	42	Doug Cunningham (13)

<b>Defense</b>		
LE	53	Tommy Hart (16)
LT	70	Charlie Krueger (16)
RT	60	Roland Lakes (16)
RE	72	Bill Belk (11) 86 Cedrick Hardman (5)
LLB	64	Dave Wilcox (15)
MLB	57	Frank Nunley (16)
RLB	52	Skip Vanderbundt (12)
LCB	37	Jim Johnson (16)
RCB	44	Bruce Taylor (15)
LS	32	Mel Phillips (16)
RS	25	Roosevelt Taylor (16)

1971

<b>Offense</b>		
WR	88	Dick Witcher (16)
LT	76	Len Rohde (16)
LG	65	Randy Beisler (16)
C	75	Forrest Blue (16)
RG	69	Woody Peoples (16)
RT	79	Cas Banaszek (16)
TE	82	Ted Kwalick (16)
WR	18	Gene Washington (16)
QB	12	John Brodie (16)
RB	40	Ken Willard (16)
RB	22	Vic Washington (15)

<b>Defense</b>		
LE	53	Tommy Hart (16)
LT	70	Charlie Krueger (12)
RT	74	Earl Edwards (16)
RE	86	Cedrick Hardman (15)
LLB	64	Dave Wilcox (16)
MLB	57	Frank Nunley (16)
RLB	52	Skip Vanderbundt (16)
LCB	37	Jim Johnson (16)
RCB	44	Bruce Taylor (16)
LS	32	Mel Phillips (13)
RS	25	Roosevelt Taylor (12)

1972

<b>Offense</b>		
WR	18	Gene Washington (14)
LT	76	Len Rohde (14)
LG	65	Randy Beisler (14)
C	75	Forrest Blue (14)
RG	69	Woody Peoples (14)
RT	79	Cas Banaszek (13)
TE	82	Ted Kwalick (14)
WR	85	Preston Riley (8) 88 Dick Witcher (6)
QB	11	Steve Spurrier (9)
RB	22	Vic Washington (13)
RB	40	Ken Willard (11)

<b>Defense</b>		
LE	53	Tommy Hart (14)
LT	70	Charlie Krueger (14)
RT	74	Earl Edwards (12)
RE	86	Cedrick Hardman (12)
LLB	64	Dave Wilcox (14)
MLB	57	Frank Nunley (9)
RLB	52	Skip Vanderbundt (14)
LCB	37	Jim Johnson (14)
RCB	44	Bruce Taylor (14)
LS	32	Mel Phillips (14)
RS	38	Mike Simpson (9) 23 Johnny Fuller (5)

1973

<b>Offense</b>		
WR	46	Dan Abramowicz (11)
LT	76	Len Rohde (14)
LG	67	John Watson (7) 65 Randy Beisler (7)
C	75	Forrest Blue (14)
RG	69	Woody Peoples (14)
RT	79	Cas Banaszek (9)
TE	82	Ted Kwalick (14)
WR	18	Gene Washington (13)
QB	12	John Brodie (6) 11 Steve Spurrier (5)
RB	22	Vic Washington (13)
RB	40	Ken Willard (10) 35 Larry Schreiber (4)

<b>Defense</b>		
LE	53	Tommy Hart (14)
LT	70	Charlie Krueger (14)
RT	56	Bob Hoskins (13)
RE	86	Cedrick Hardman (11)
LLB	64	Dave Wilcox (14)
MLB	58	Jim Sniadecki (11)
RLB	59	Willie Harper (11)
LCB	37	Jim Johnson (13)
RCB	44	Bruce Taylor (12)
LS	32	Mel Phillips (13)
RS	38	Mike Simpson (7)



## 1974

## Offense

WR	18	Gene Washington (14)
LT	76	Len Rohde (14)
LG	67	John Watson (12)
C	75	Forrest Blue (12)
RG	69	Woody Peoples (9)
RT	79	Cas Banaszek (14)
TE	84	Tom Mitchell (13)
WR	46	Dan Abramowicz (14)
QB	14	Tom Owen (7)
	19	Joe Reed (4)
RB	40	Wilbur Jackson (13)
RB	35	Larry Schreiber (14)

## Defense

LE	53	Tommy Hart (14)
LT	72	Bill Belk (13)
RT	56	Bob Hoskins (14)
RE	86	Cedrick Hardman (14)
LLB	64	Dave Wilcox (11)
MLB	57	Frank Nunley (12)
RLB	59	Willie Harper (14)
LCB	37	Jim Johnson (13)
RCB	44	Bruce Taylor (8)
	49	Ralph McGill (6)
LS	32	Mel Phillips (6)
	43	Windlan Hall (6)
RS	43	Windlan Hall (6)
	20	Mike Holmes (6)

## 1975

## Offense

LE	18	Gene Washington (14)
LT	67	John Watson (12)
LG	66	Bob Penchion (8)
	77	Jean Barrett (6)
C	54	Bill Reid (13)
RG	69	Woody Peoples (14)
RT	79	Cas Banaszek (14)
TE	84	Tom Mitchell (12)
WR	88	Terry Beasley (6)
	20	Mike Holmes (4)
QB	16	Norm Snead (7)
	11	Steve Spurrier (6)
RB	24	Delvin Williams (12)
RB	35	Larry Schreiber (14)

## Defense

LE	53	Tommy Hart (14)
LT	60	Bill Sandifer (12)
RT	56	Bob Hoskins (14)
RE	86	Cedrick Hardman (14)
LLB	52	Skip Vanderbundt (14)
MLB	57	Frank Nunley (14)
RLB	50	Dave Washington (14)
LH	37	Jim Johnson (14)
RH	44	Bruce Taylor (11)
LS	32	Mel Phillips (8)
RS	49	Ralph McGill (9)

## 1976

## Offense

LE	18	Gene Washington (14)
LT	77	Jean Barrett (14)
LG	65	Steve Lawson (14)
C	62	Randy Cross (10)
RG	61	Andy Maurer (9)
	67	John Watson (5)
RT	79	Cas Banaszek (8)
		Keith Fahnhorst (6)

TE	84	Tom Mitchell (14)
WR	87	Jim Lash (7)
	81	Willie McGee (6)
QB	16	Jim Plunkett (12)
RB	24	Delvin Williams (13)
RB	40	Wilbur Jackson (14)

## Defense

LE	53	Tommy Hart (14)
LT	74	Jimmy Webb (14)
RT	72	Cleveland Elam (14)
RE	86	Cedrick Hardman (13)
LLB	52	Skip Vanderbundt (14)
MLB	57	Frank Nunley (12)
RLB	50	Dave Washington (14)
LH	37	Jim Johnson (13)
RH	44	Bruce Taylor (13)
LS	32	Mel Phillips (14)
RS	49	Ralph McGill (9)
	23	Bruce Rhodes (5)

## 1977

## Offense

LE	18	Gene Washington (14)
LT	77	Jean Barrett (14)
LG	65	Steve Lawson (14)
C	51	Randy Cross (14)
RG	69	Woody Peoples (14)
RT	71	Keith Fahnhorst (14)
TE	84	Tom Mitchell (13)
WR	83	Kenny Harrison (10)
QB	16	Jim Plunkett (14)
RB	40	Wilbur Jackson (14)
RB	24	Delvin Williams (14)

## Defense

LE	53	Tommy Hart (14)
LT	74	Earl Edwards (14)
RT	72	Cleveland Elam (14)
RE	86	Cedrick Hardman (14)
LLB	52	Skip Vanderbundt (9)
MLB	55	Bruce Elia (7)
	52	Skip Vanderbundt (5)
RLB	50	Dave Washington (10)
LH	42	Anthony Leonard (13)
RH	44	Bruce Taylor (14)
LS	32	Mel Phillips (14)
RS	49	Ralph McGill (14)

## 1978

## Offense

LE	84	Mike Shumann (7)
	83	Kenny Harrison (6)
LT	68	John Ayers (8)
	67	Ron Singleton (8)
LG	65	Ernie Hughes (11)
	68	John Ayers (5)
C	51	Randy Cross (9)
	56	Fred Quillan (7)
RG	62	Walt Downing (14)
RT	71	Keith Fahnhorst (15)
TE	81	Ken MacAfee (13)
WR	88	Freddie Solomon (14)
QB	17	Steve DeBerg (11)
RB	32	O.J. Simpson (10)
	36	Paul Hofer (6)
RB	33	Greg Boykin (8)
	38	Bobby Ferrell (8)

## Defense

LE	78	Archie Reese (12)
LT	74	Jimmy Webb (16)
RT	75	Ed Galigher (15)

RE	86	Cedrick Hardman (16)
LLB	50	Joe Harris (16)
MLB	57	Dan Bunz (16)
RLB	54	Ed Bradley (15)
LH	42	Anthony Leonard (12)
RH	22	Eddie Lewis (16)
LS	24	Chuck Crist (9)
	26	Bob Jury (7)
RS	49	Vern Roberson (9)
	24	Chuck Crist (6)

## 1979

## Offense

LE	88	Freddie Solomon (9)
LT	67	Ron Singleton (15)
LG	68	John Ayers (16)
C	56	Fred Quillan (16)
RG	51	Randy Cross (16)
RT	71	Keith Fahnhorst (16)
TE	81	Ken MacAfee (12)
WR	84	Mike Shumann (14)
QB	17	Steve DeBerg (15)
RB	32	O.J. Simpson (8)
	36	Paul Hofer (7)
RB	40	Wilbur Jackson (14)

## Defense

LE	78	Archie Reese (16)
LT	75	Ted Vincent (15)
RT	74	Jimmy Webb (15)
RE	86	Cedrick Hardman (11)
LLB	55	Scott Hilton (6)
	52	Jeff McIntyre (3)
MLB	57	Dan Bunz (12)
RLB	59	Willie Harper (16)
LH	28	Charles Cornelius (14)
RH	29	Gerard Williams (14)
LS	30	Tim Gray (15)
RS	27	Tony Dungy (7)
	46	Melvin Morgan (5)

## 1980

## Offense

WR	87	Dwight Clark (12)
LT	67	Ron Singleton (16)
LG	68	John Ayers (16)
C	56	Fred Quillan (16)
RG	51	Randy Cross (16)
RT	71	Keith Fahnhorst (16)
TE	86	Charlie Young (16)
WR	88	Freddie Solomon (12)
QB	17	Steve DeBerg (9)
	16	Joe Montana (7)
RB	36	Paul Hofer (6)
	47	Don Woods (5)
RB	49	Earl Cooper (16)

## Defense

LE	79	Jim Stuckey (9)
LT	78	Archie Reese (16)
RT	75	Ted Vincent (10)
RE	74	Jimmy Webb (7)
LLB	59	Willie Harper (11)
MLB	55	Scott Hilton (7)
	57	Dan Bunz (6)
RLB	52	Bobby Leopold (15)
LCB	28	Charles Cornelius (6)
	46	Melvin Morgan (5)
RCB	44	Charles Johnson (14)
SS	33	Ricky Churchman (15)
FS	22	Dwight Hicks (16)
Switched to 3-4 Defense for final six games in 1980		



**Additional Starters:**

- RE 65 Lawrence Pillers (6)
- LOLB 58 Keena Turner (4)
- RILB 50 Terry Tautolo (4)
- LCB 26 Ray Rhodes (2)

**1981**

**Offense**

- WR 87 Dwight Clark (16)
- LT 61 Dan Audick (16)
- LG 68 John Ayers (16)
- C 56 Fred Quillan (16)
- RG 51 Randy Cross (16)
- RT 71 Keith Fahnhorst (16)
- TE 86 Charle Young (16)
- WR 88 Freddie Solomon (15)
- QB 16 Joe Montana (16)
- RB 32 Ricky Patton (16)
- RB 49 Earl Cooper (11)

**Defense**

- LE 79 Jim Stuckey (16)
- LT 78 Archie Reese (16)
- RT 76 Dwaine Board (12)
- 65 Lawrence Pillers (4)
- RE 59 Willie Harper (13)
- LLB 57 Dan Bunz (8)
- 64 Jack Reynolds (6)
- MLB 64 Jack Reynolds (9)
- 54 Craig Piki (5)
- RLB 58 Keena Turner (14)
- LCB 42 Ronnie Lott (16)
- RCB 21 Eric Wright (16)
- SS 27 Carlton Williamson (16)
- FS 22 Dwight Hicks (16)

**1982**

**Offense**

- WR 87 Dwight Clark (8)
- LT 78 Lindsey Mason (8)
- LG 68 John Ayers (9)
- C 56 Fred Quillan (9)
- RG 51 Randy Cross (8)
- RT 71 Keith Fahnhorst (9)
- TE 86 Charle Young (8)
- WR 88 Freddie Solomon (6)
- QB 16 Joe Montana (9)
- RB 25 Jeff Moore (4)
- RB 49 Earl Cooper (4)
- 30 Bill Ring (2)

**Defense**

- LE 79 Jim Stuckey (7)
- LT 75 John Harty (4)
- 67 Pete Kugler (4)
- RT 75 John Harty (3)
- 65 Lawrence Pillers (2)
- RE 59 Willie Harper (5)
- 53 Milt McColl (2)
- LLB 64 Jack Reynolds (8)
- MLB 55 Bob Horn (6)
- RLB 58 Keena Turner (9)
- LCB 42 Ronnie Lott (9)
- RCB 21 Eric Wright (7)
- SS 27 Carlton Williamson (9)
- FS 22 Dwight Hicks (9)

**1983**

**Offense**

- WR 87 Dwight Clark (12)
- LT 77 Bubba Paris (16)
- LG 68 John Ayers (16)

- C 56 Fred Quillan (14)
- RG 51 Randy Cross (15)
- RT 71 Keith Fahnhorst (16)
- TE 81 Russ Francis (14)
- WR 88 Freddie Solomon (11)
- QB 16 Joe Montana (16)
- RB 26 Wendell Tyler (15)
- RB 33 Roger Craig (12)

**Defense**

- LE 65 Lawrence Pillers (13)
- LT 67 Pete Kugler (16)
- RT 76 Dwaine Board (13)
- RE 59 Willie Harper (16)
- LLB 50 Riki Ellison (15)
- MLB 64 Jack Reynolds (13)
- RLB 58 Keena Turner (14)
- LCB 42 Ronnie Lott (16)
- RCB 21 Eric Wright (15)
- SS 27 Carlton Williamson (7)
- 24 Rick Gervais (5)
- FS 22 Dwight Hicks (15)

**1984**

**Offense**

- WR 87 Dwight Clark (14)
- LT 77 Bubba Paris (15)
- LG 68 John Ayers (16)
- C 56 Fred Quillan (16)
- RG 51 Randy Cross (16)
- RT 71 Keith Fahnhorst (16)
- TE 89 Earl Cooper (8)
- 81 Russ Francis (7)
- WR 88 Freddie Solomon (13)
- QB 16 Joe Montana (16)
- RB 26 Wendell Tyler (15)
- RB 33 Roger Craig (16)

**Defense**

- LE 65 Lawrence Pillers (7)
- 79 Jim Stuckey (7)
- NT 78 Manu Tuiasosopo (16)
- RE 76 Dwaine Board (16)
- LOLB 57 Dan Bunz (16)
- LILB 50 Riki Ellison (16)
- RILB 64 Jack Reynolds (14)
- ROLB 58 Keena Turner (16)
- LCB 42 Ronnie Lott (9)
- 29 Mario Clark (6)
- RCB 21 Eric Wright (16)
- SS 27 Carlton Williamson (15)
- FS 22 Dwight Hicks (16)

**1985**

**Offense**

- WR 87 Dwight Clark (14)
- LT 77 Bubba Paris (16)
- LG 68 John Ayers (16)
- C 56 Fred Quillan (15)
- RG 51 Randy Cross (16)
- RT 71 Keith Fahnhorst (16)
- TE 81 Russ Francis (15)
- WR 88 Freddie Solomon (12)
- 80 Jerry Rice (4)
- QB 16 Joe Montana (16)
- RB 26 Wendell Tyler (13)
- RB 33 Roger Craig (16)

**Defense**

- LE 72 Jeff Stover (11)
- 75 John Harty (5)
- NT 95 Michael Carter (9)
- 78 Manu Tuiasosopo (7)

- RE 76 Dwaine Board (16)
- LOLB 90 Todd Shell (13)
- LILB 50 Riki Ellison (16)
- RILB 99 Mike Walter (14)
- ROLB 58 Keena Turner (15)
- LCB 42 Ronnie Lott (15)
- RCB 21 Eric Wright (16)
- SS 27 Carlton Williamson (16)
- FS 22 Dwight Hicks (14)

**1986**

**Offense**

- WR 87 Dwight Clark (14)
- LT 77 Bubba Paris (9)
- 69 Bruce Collie (7)
- LG 68 John Ayers (14)
- C 56 Fred Quillan (16)
- RG 51 Randy Cross (16)
- RT 71 Keith Fahnhorst (16)
- TE 81 Russ Francis (15)
- WR 80 Jerry Rice (15)
- QB 16 Joe Montana (8)
- 9 Jeff Kemp (6)
- RB 28 Joe Cribbs (10)
- RB 33 Roger Craig (15)

**Defense**

- 72 Jeff Stover (6)
- 75 John Harty (5)
- NT 95 Michael Carter (13)
- RE 76 Dwaine Board (13)
- LOLB 53 Milt McColl (16)
- LILB 50 Riki Ellison (16)
- RILB 55 Jim Fahnhorst (15)
- ROLB 58 Keena Turner (16)
- LCB 22 Tim McKyer (16)
- RCB 29 Don Griffin (15)
- SS 27 Carlton Williamson (16)
- FS 42 Ronnie Lott (14)

**1987**

**Offense**

- WR 85 Michael Wilson (8)
- 87 Dwight Clark (4)
- LT 77 Bubba Paris (10)
- LG 61 Jesse Sapolu (9)
- 62 Guy McIntyre (3)
- C 51 Randy Cross (8)
- 56 Fred Quillan (4)
- RG 69 Bruce Collie (8)
- 51 Randy Cross (4)
- RT 79 Harris Barton (9)
- 71 Keith Fahnhorst (3)
- TE 81 Russ Francis (7)
- 86 John Frank (5)
- WR 80 Jerry Rice (12)
- QB 16 Joe Montana (13)
- RB 33 Roger Craig (9)
- 28 Joe Cribbs (3)
- RB 44 Tom Rathman (8)
- 33 Roger Craig (8)

**Defense**

- LE 67 Pete Kugler (8)
- 72 Jeff Stover (5)
- NT 95 Michael Carter (12)
- RE 76 Dwaine Board (12)
- LOLB 53 Milt McColl (11)
- LILB 55 Jim Fahnhorst (11)
- RILB 99 Mike Walter (12)
- ROLB 58 Keena Turner (10)
- LCB 22 Tim McKyer (11)



RCB 29 Don Griffin (10)  
 SS 49 Jeff Fuller (10)  
 FS 42 Ronnie Lott (12)

## 1988

## Offense

WR 85 Michael Wilson (10)/  
 81 Wes Chandler (4)  
 LT 74 Steve Wallace (16)  
 LG 61 Jesse Sapolu (16)  
 C 51 Randy Cross (16)  
 RG 62 Guy McIntyre (12)  
 RT 79 Harris Barton (15)  
 TE 89 Ron Heller (9)/  
 86 John Frank (6)  
 WR 80 Jerry Rice (16)  
 QB 16 Joe Montana (15)  
 RB 33 Roger Craig (15)  
 RB 44 Tom Rathman (16)

## Defense

LE 91 Larry Roberts (16)  
 NT 95 Michael Carter (16)  
 RE 75 Kevin Fagan (14)  
 LOLB 94 Charles Haley (14)  
 LILB 50 Riki Ellison (13)  
 RILB 99 Michael Walter (7)  
 ROLB 53 *Bill Romanowski* (8)/  
 58 Keena Turner (7)  
 LCB 22 Tim McKyer (16)  
 RCB 21 Eric Wright (10)/  
 29 Don Griffin (6)  
 SS 49 Jeff Fuller (16)  
 FS 42 Ronnie Lott (12)/  
 46 Tom Holmoe (4)

## 1989

## Offense

WR 82 John Taylor (15)  
 LT 77 Bubba Paris (16)  
 LG 62 Guy McIntyre (13)  
 C 61 Jesse Sapolu (16)  
 RG 69 Bruce Collie (14)  
 RT 79 Harris Barton (15)  
 TE 84 Brent Jones (16)  
 WR 80 Jerry Rice (16)  
 QB 16 Joe Montana (14)  
 RB 33 Roger Craig (16)  
 RB 44 Tom Rathman (16)

## Defense

LE 78 Pierce Holt (10)/  
 91 Larry Roberts (5)  
 NT 95 Michael Carter (8)/  
 67 Pete Kugler (5)  
 RE 75 Kevin Fagan (15)  
 LOLB 94 Charles Haley (16)  
 LILB 54 Matt Millen (9)/  
 55 Jim Fahnhorst (7)  
 RILB 99 Michael Walter (16)  
 ROLB 58 Keena Turner (12)  
 LCB 26 Darryl Pollard (14)  
 RCB 29 Don Griffin (16)  
 SS 31 Chet Brooks (15)  
 FS 42 Ronnie Lott (11)/  
 49 Jeff Fuller (4)

## 1990

## Offense

WR 82 John Taylor (14)  
 LT 77 Bubba Paris (16)  
 LG 62 Guy McIntyre (16)

C 61 Jesse Sapolu (16)  
 RG 79 Harris Barton (16)  
 RT 74 Steve Wallace (16)  
 TE 84 Brent Jones (16)  
 WR 80 Jerry Rice (16)  
 QB 16 Joe Montana (16)  
 RB 33 Roger Craig (13)  
 RB 44 Tom Rathman (16)

## Defense

LE 78 Pierce Holt (16)  
 NT 95 Michael Carter (13)  
 RE 75 Kevin Fagan (16)  
 LOLB 94 Charles Haley (16)  
 LILB 54 Matt Millen (16)  
 RILB 59 Keith DeLong (13)  
 ROLB 53 Bill Romanowski (16)  
 LCB 26 Darryl Pollard (16)  
 RCB 29 Don Griffin (16)  
 SS 31 Chet Brooks (8)/  
 43 Dave Waymer (5)  
 FS 42 Ronnie Lott (9)/  
 43 Dave Waymer (6)

## 1991

## Offense

WR 82 John Taylor (16)  
 LT 74 Steve Wallace (16)  
 LG 62 Guy McIntyre (16)  
 C 61 Jesse Sapolu (16)  
 RG 67 Roy Foster (16)  
 RT 79 Harris Barton (16)  
 TE 84 Brent Jones (9)/  
 81 Jamie Williams (7)  
 WR 80 Jerry Rice (16)  
 QB 8 Steve Young (9)/  
 13 Steve Bono (6)  
 RB 35 Dexter Carter (12)  
 RB 44 Tom Rathman (16)

## Defense

LE 78 Pierce Holt (11)  
 NT 95 Michael Carter (13)  
 RE 91 Larry Roberts (9)/  
 75 Kevin Fagan (7)  
 LOLB 94 Charles Haley (14)  
 LILB 59 Keith DeLong (13)  
 RILB 99 Michael Walter (11)  
 ROLB 53 Bill Romanowski (16)  
 LCB 36 *Merton Hanks* (7)/  
 27 Mark Lee (4)  
 RCB 29 Don Griffin (16)  
 SS 43 Dave Waymer (15)  
 FS 22 Scott Bowles (14)

## 1992

## Offense

WR 82 John Taylor (8)/  
 88 Mike Sherrard (8)  
 LT 74 Steve Wallace (16)  
 LG 62 Guy McIntyre (16)  
 C 61 Jesse Sapolu (16)  
 RG 67 Roy Foster (16)  
 RT 79 Harris Barton (14)  
 TE 84 Brent Jones (15)  
 WR 80 Jerry Rice (16)  
 QB 8 Steve Young (16)  
 RB 32 Ricky Watters (13)  
 RB 44 Tom Rathman (15)

## Defense

LE 78 Pierce Holt (16)  
 NT 95 Michael Carter (12)/  
 97 Ted Washington (4)  
 RE 75 Kevin Fagan (13)  
 LOLB 92 Tim Harris (14)  
 LILB 59 Keith DeLong (10)  
 RILB 99 Michael Walter (13)  
 ROLB 53 Bill Romanowski (12)  
 LCB 25 Eric Davis (16)  
 RCB 29 Don Griffin (16)  
 SS 41 Toi Cook (11)  
 FS 28 Dana Hall (15)

## 1993

## Offense

WR 82 John Taylor (16)  
 LT 74 Steve Wallace (15)  
 LG 62 Guy McIntyre (16)  
 C 61 Jesse Sapolu (16)  
 RG 64 Ralph Tamn (16)  
 RT 79 Harris Barton (15)  
 TE 84 Brent Jones (16)  
 WR 80 Jerry Rice (16)  
 QB 8 Steve Young (16)  
 RB 32 Ricky Watters (13)  
 RB 43 Marc Logan (12)

## Switched to 4-3 Defense for last 14 games

LE 96 Dennis Brown (13)  
 LT 97 *Dana Stubblefield* (13)  
 RT 97 Ted Washington (10)  
 RE 75 Kevin Fagan (7)/  
 58 Todd Kelly (5)  
 LILB 55 John Johnson (5)/  
 53 Bill Romanowski (4)  
 MLB 53 Bill Romanowski (7)/  
 99 Michael Walter (6)  
 RILB 55 John Johnson (7)/  
 53 Bill Romanowski (5)  
 LCB 25 Eric Davis (16)  
 RCB 29 Don Griffin (12)  
 SS 46 Tim McDonald (16)  
 FS 36 Merton Hanks (11)/  
 28 Dana Hall (5)

## 1994

## Offense

WR 82 John Taylor (16)  
 LT 74 Steve Wallace (15)  
 LG 61 Jesse Sapolu (12)  
 C 66 Bart Oates (15)  
 RG 63 Derrick Deese (15)  
 RT 79 Harris Barton (9)/  
 65 Harry Boatswain (5)  
 TE 84 Brent Jones (16)  
 WR 80 Jerry Rice (16)  
 QB 8 Steve Young (16)  
 RB 32 Ricky Watters (16)  
 RB 40 *William Floyd* (10)/  
 43 Marc Logan (6)

## Defense

LE 96 Dennis Brown (14)  
 LT 97 *Bryant Young* (16)  
 RT 94 Dana Stubblefield (15)  
 RE 57 Rickey Jackson (14)  
 LILB 54 *Lee Woodall* (14)  
 MLB 50 Gary Plummer (16)  
 RILB 51 Ken Norton, Jr. (16)  
 LCB 25 Eric Davis (16)



RCB 21 Deion Sanders (12)/  
36 Merton Hanks (4)  
SS 46 Tim McDonald (16)  
FS 36 Merton Hanks (10)/  
28 Dana Hall (5)

## 1995

## Offense

WR 82 John Taylor (12)  
LT 74 Steve Wallace (12)  
LG 61 Jesse Sapolu (14)  
C 66 Bart Oates (14)  
RG 69 Rod Milstead (12)  
RT 79 Harris Barton (12)  
TE 84 Brent Jones (16)  
WR 80 Jerry Rice (16)  
QB 8 Steve Young (11)  
RB 20 Derek Loville (16)  
RB 40 William Floyd (9)/  
27 Adam Walker (7)

## Defense

LE 96 Dennis Brown (16)  
LT 97 Bryant Young (12)  
RT 94 Dana Stubblefield (16)  
RE 57 Rickey Jackson (16)  
LLB 54 Lee Woodall (16)  
MLB 51 Ken Norton, Jr. (16)  
RLB 50 Gary Plummer (15)  
LCB 25 Eric Davis (15)  
RCB 23 Marquez Pope (16)  
SS 46 Tim McDonald (16)  
FS 36 Merton Hanks (16)

## 1996

## Offense

WR 81 Terrell Owens (10)/  
83 J.J. Stokes (6)  
LT 74 Steve Wallace (16)  
LG 65 Ray Brown (16)  
C 61 Jesse Sapolu (16)  
RG 67 Chris Dalman (16)  
RT 79 Harris Barton (13)

TE 84 Brent Jones (10)/  
85 Ted Popson (6)  
WR 80 Jerry Rice (16)  
QB 8 Steve Young (13)  
RB 41 Terry Kirby (10)/  
20 Derek Loville (6)  
RB 40 William Floyd (8)/  
44 Tommy Vardell (7)

## Defense

LE 92 Roy Barker (16)  
LT 97 Bryant Young (16)  
RT 94 Dana Stubblefield (16)  
RE 56 Chris Doleman (16)  
LLB 54 Lee Woodall (13)  
MLB 51 Ken Norton, Jr. (16)  
RLB 50 Gary Plummer (11)/  
55 Kevin Mitchell (3)  
LCB 22 Tyronne Drakeford (16)  
RCB 23 Marquez Pope (16)  
SS 46 Tim McDonald (16)  
FS 36 Merton Hanks (16)

## 1997

## Offense

WR 83 J.J. Stokes (16)  
LT 63 Derrick Deese (13)  
LG 65 Ray Brown (15)  
C 67 Chris Dalman (13)  
RG 66 Kevin Gogan (16)  
RT 76 Kirk Scrafford (16)  
TE 84 Brent Jones (12)  
WR 81 Terrell Owens (15)/  
QB 8 Steve Young (15)  
RB 20 Garrison Hearst (13)  
RB 40 William Floyd (15)

## Defense

LE 92 Roy Barker (12)  
LT 97 Bryant Young (12)  
RT 94 Dana Stubblefield (16)  
RE 56 Chris Doleman (16)  
LLB 54 Lee Woodall (16)  
MLB 51 Ken Norton, Jr. (16)

RLB 50 Gary Plummer (16)  
LCB 26 Rod Woodson (14)  
RCB 23 Marquez Pope (5)/  
38 Darnell Walker (13)  
SS 46 Tim McDonald (15)  
FS 36 Merton Hanks (16)

## 1998

## Offense

WR 83 J.J. Stokes (11)/  
Tenell Owens (10)  
LT 63 Derrick Deese (8/  
Jamie Brown (5)/  
Dave Fiore (3)  
LG 65 Ray Brown (16)  
C 67 Chris Dalman (15)  
RG 66 Kevin Gogan (16)  
RT 76 Kirk Scrafford (8/  
Derrick Deese (8)  
TE 84 Greg Clark (9)/  
Irv Smith (7)  
WR 80 Jerry Rice (16)  
QB 8 Steve Young (15)  
RB 20 Garrison Hearst (16)  
RB 44 Marc Edwards (10)

## Defense

LE 92 Roy Barker (16)  
LT 97 Bryant Young (12)  
RT 90 Junior Bryant (16)  
RE 56 Chris Doleman (16)  
LLB 54 Lee Woodall (16)  
LILB 55 Winfred Tubbs (15)  
RILB 51 Ken Norton, Jr. (15)  
LCB 43 Antonio Langham (6)/  
Darnell Walker (10)  
RCB 38 Darnell Walker (6)/  
21 R.W. McQuarters (7)  
SS 46 Tim McDonald (16)  
FS 36 Merton Hanks (16)

*Rookies in Italics*

## WINNING STREAK

The 49ers have posted 16 consecutive winning seasons and 17 of the last 18. They have not had a losing season since going 3-6 in the strike-shortened 1982 campaign.



# 49ERS PRIMETIME

## 49ERS ON MONDAY NIGHTS

YEAR	DATE	OPPONENT	SCORE	W/L	ATTENDANCE
1998	September 14	at Washington	45-10	W	76,798
	November 30	New York Giants	31-7	W	68,212
	December 14	Detroit	35-13	W	68,585
1997	September 29	at Carolina	34-21	W	70,972
	November 10	at Philadelphia	24-12	W	67,133
	December 15	Denver	34-17	W	68,461
1996	October 14	at Green Bay	20-23 (OT)	L	60,716
	December 2	at Atlanta	34-10	W	46,318
	December 23	Detroit	24-14	W	61,921
1995	September 25	at Detroit	24-27	L	76,236
	November 20	at Miami	44-20	W	73,080
	December 18	Minnesota	37-30	W	64,975
1994	September 5	Los Angeles Raiders	44-14	W	68,032
	November 28	at New Orleans	35-14	W	61,304
	December 26	at Minnesota	14-21	L	63,326
1993	September 13	at Cleveland	13-23	L	78,218
	November 22	New Orleans	42-7	W	66,500
	January 3	Philadelphia	34-37 (OT)	L	61,653
1992	November 9	at Atlanta	41-3	W	67,404
	December 28	Detroit	24-6	W	55,907
1991	September 2	at New York Giants	14-16	L	76,319
	November 25	at Los Angeles Rams	33-10	W	61,881
	December 22	Chicago	52-14	W	60,419
1990	September 10	at New Orleans	13-12	W	68,629
	December 3	New York Giants	7-3	W	66,092
	December 17	at Los Angeles Rams	26-10	W	65,619
1989	November 6	New Orleans	31-13	W	63,461
	November 27	New York Giants	34-24	W	63,461
	December 11	at Los Angeles Rams	30-27	W	67,959
1988	October 24	at Chicago	9-10	L	65,293
	November 21	Washington	37-21	W	59,268
1987	October 5	at New York Giants	41-21	W	16,471
	December 14	Chicago	41-0	W	63,509
1986	November 17	at Washington	6-14	L	54,774
	December 1	New York Giants	17-21	L	59,777
1985	November 11	at Denver	16-17	L	73,173
	November 25	Seattle	19-6	W	57,482
	December 9	Los Angeles Rams	20-27	L	60,581
1984	September 10	Washington	37-31	W	59,707
	October 8	at New York Giants	31-10	W	76,112
1983	December 19	Dallas	42-17	W	59,957
1978	November 27	Pittsburgh	7-24	L	51,657
1977	September 19	at Pittsburgh	0-27	L	48,046
	December 12	Dallas	35-42	L	55,848
1976	October 11	at Los Angeles Rams	16-0	W	84,483
	November 29	Minnesota	20-16	W	56,775
1974	October 14	at Detroit	13-17	L	45,199
	November 4	Los Angeles Rams	13-15	L	57,526



1973	November 26	Green Bay	20-6	W	49,244
1972	December 4	Los Angeles Rams	16-26	L	60,175
1971	December 6	Kansas City	17-26	L	45,306

#### 49ERS ON SUNDAY NIGHTS

YEAR	DATE	OPPONENT	SCORE	W/L	ATTENDANCE
1998	November 22	New Orleans	31-20	W	68,429
1997	December 21	at Seattle	9-38	L	66,253
1996	November 3	at New Orleans	24-17	W	53,297
1995	December 3	Buffalo	27-17	W	65,568
1994	November 20	Los Angeles Rams	31-27	W	62,774
1993	December 5	Cincinnati	21-8	W	60,039
1992	September 27	at New Orleans	16-10	W	68,591
1990	November 11	at Dallas	24-6	W	62,966
1988	December 18	Los Angeles Rams	16-38	L	62,444
1987	November 29	Cleveland	38-24	W	60,243
	December 27	Los Angeles Rams	48-0	W	57,953
1982	December 19	Atlanta	7-17	L	53,234

#### 49ERS ON THURSDAY NIGHTS

YEAR	DATE	OPPONENT	SCORE	W/L	ATTENDANCE
1983	September 8	at Minnesota	48-17	W	58,167
1982	December 2	Los Angeles Rams	30-24	W	58,574

#### 49ERS ON FRIDAY NIGHTS

YEAR	DATE	OPPONENT	SCORE	W/L	ATTENDANCE
1986	December 19	Los Angeles Rams	24-14	W	60,266
1984	December 14	Los Angeles Rams	19-16	W	59,743

#### 49ERS PRIME TIME RECORDS

On Prime Time	45-21 (home - 28-10, road - 17-11)
On Monday Nights	33-18 (home - 19-8, road - 14-10)
On Sunday Nights	9-3 (home - 6-2, road - 3-1)
On Thursday Nights	2-0 (home - 1-0, road - 1-0)
On Friday Nights	2-0 (home - 2-0)
Games After Monday Night	31-13 (home - 24-4, road - 7-9)
Games After Monday Win	20-8 (home - 14-3, road - 6-5)
Games After Monday Loss	11-5 (home - 10-1, road - 1-4)

### CLOSE GAMES

San Francisco is 8-3 (.727) in games decided by a touchdown-or-less over the last two seasons. The 49ers are 6-3 (.667) in games decided by seven points-or-less during their postseason history.



# 49ERS YEAR-BY-YEAR OFFENSIVE STATS

(1946-1998)

	First Downs Total/R/Pa/Pn	3rd Down	Tot Yds	# of Plays	Rushing Att/Yds	PASSING		Pen #/Yds	Fum. #/Lst	TDs Ru/P/Rt	FGs M/A	Punting No./Avg	Total Pts	
						Net	Sacs/Yds							Att/Cmp/Int
1998	381/129/23/29	96/211	6800	1100	491/2544	4256	53/254	556/347/15	133/156/22/15	19/41/1	18/27	69/41.1	479	
1997	294/106/167/21	76/209	5112	999	523/1969	3143	44/289	432/278/11	115/979	22/9	16/20/5	29/36	79/40.3	375
1996	315/108/188/19	76/216	5506	1046	454/1847	3659	42/200	550/358/16	119/925	16/8	17/24/2	30/34	75/42.9	398
1995	355/109/231/15	109/223	6087	1092	415/1479	4608	33/171	644/432/16	88/711	21/12	19/29/9	20/28	57/40.6	457
1994	362/122/202/30	102/200	6060	1037	491/1897	4163	35/199	511/359/11	109/890	25/13	23/37/6	15/20	54/41.4	505
1993	372/134/212/26	89/186	6435	1022	463/2133	4302	35/178	524/354/17	95/800	32/13	26/29/6	16/26	42/40.9	473
1992	344/135/192/17	87/187	6195	994	482/2315	3880	32/174	480/319/9	80/636	29/13	22/29/3	18/27	49/39.1	431
1991	336/112/197/27	92/193	5858	986	440/1861	3997	24/170	522/325/12	114/902	33/19	19/29/2	14/28	56/39.2	393
1990	324/107/201/16	113/233	5895	1074	454/1718	4177	37/194	583/360/16	104/828	24/14	36/888	24/36	70/36.2	353
1989	350/124/209/17	80/190	6268	1021	493/1966	4302	45/282	483/339/11	109/922	32/14	14/5/2	29/36	56/39.8	442
1988	326/141/167/18	94/225	5900	1076	527/2523	3377	47/298	502/293/14	115/986	27/12	18/21/2	27/38	80/38.7	369
1987	357/134/202/21	97/203	5987	1054	524/2237	3750	29/205	501/322/14	88/792	25/12	11/44/4	16/23	68/37.4	459
1986	346/114/213/19	80/224	6082	1118	510/1986	4096	26/203	582/353/20	95/691	32/9	16/21/6	25/35	85/40.6	374
1985	340/137/179/24	83/214	5920	1069	477/2232	3688	42/299	550/331/14	105/868	29/20	20/28/5	13/21	87/39.3	411
1984	356/138/204/14	96/207	6366	1057	534/2465	3901	27/178	496/312/10	100/884	26/12	21/32/4	25/35	85/40.6	374
1983	344/129/199/16	96/215	6054	1072	511/2257	3797	33/224	528/339/12	89/695	27/19	17/27/7	25/30	66/38.7	432
1982	183/49/121/13	47/120	3242	587	219/740	2502	20/166	348/215/11	45/451	17/10	37/424	12/17	45/37.2	267
1981	317/110/183/24	114/259	5484	1106	560/1941	3543	29/223	517/328/13	92/752	26/12	17/20/6	19/29	93/41.5	359
1980	298/105/171/22	91/240	5320	1042	415/1743	3577	30/222	597/363/26	109/933	39/14	37/921	15/19	77/40.9	320
1979	336/120/200/16	111/245	5573	1099	480/1932	3641	17/119	602/361/21	95/853	37/18	17/18/1	20/24	72/36.5	308
1978	257/117/106/34	91/264	4047	1062	585/2091	1956	42/350	435/190/36	115/930	56/27	14/9/2	15/23	97/36.9	219
1977	219/126/81/12	91/222	3594	877	564/2086	1508	36/289	277/136/17	99/830	27/8	16/9/2	11/19	80/35	220
1976	242/131/91/20	68/209	4085	916	576/2447	1638	34/325	306/155/21	102/848	30/12	14/15/3	16/28	91/39.9	270
1975	240/86/133/21	90/221	4158	905	422/1743	2481	27/164	466/233/25	93/903	32/14	15/9/2	26/33	79/43.7	262
1974	227/101/104/22	79/216	3988	873	477/1981	2007	35/274	361/170/28	63/606	31/14	37/909	31/24	70/40.8	226
1973	251/87/127/27	60/200	4224	915	422/1598	2560	33/246	450/234/19	89/693	44/25	38/336	14/28	67/41.9	255
1972	234/87/129/18	74/189	4351	847	445/1616	2735	22/153	380/217/24	73/664	30/13	38/683	18/29	64/39.7	353
1971	257/113/122/22	-NA-	4706	900	498/2129	2577	11/111	591/209/24	88/961	33/18	37/273	23/36	51/38.7	300
1970	237/86/125/26	-NA-	4503	862	471/1580	2923	8/67	383/226/10	88/997	24/15	13/25/3	21/31	75/38.4	352
1969	253/84/153/16	-NA-	4694	914	391/1536	3158	27/221	496/278/26	85/845	25/12	13/22/2	6/21	71/40.5	277
1968	260/98/141/21	-NA-	4709	887	443/1784	2925	27/182	417/239/23	90/974	26/14	11/24/4	11/24	68/39	303
1967	242/101/121/20	-NA-	4418	929	434/1764	2654	26/208	469/228/21	89/931	20/10	16/16/1	14/33	73/37.6	273
1966	282/101/153/28	-NA-	4782	952	422/1790	2992	30/247	500/261/26	86/819	26/12	12/21/6	16/31	70/40.6	320
1965	292/97/123/23	-NA-	5270	901	428/1783	3487	19/146	454/272/21	79/785	33/19	13/35/5	17/27	54/45.8	421
1964	233/76/136/21	-NA-	4073	871	383/1332	2741	27/249	461/225/22	79/741	42/24	11/18/1	8/25	79/45.6	236
1963	183/87/87/9	-NA-	3281	790	406/1454	1827	35/263	349/156/22	51/439	25/8	8/13/3	10/31	73/45.4	198
1962	239/112/112/15	-NA-	3941	854	460/1873	2068	4/23	323/185/19	63/636	24/14	15/19/2	10/23	48/45.6	236
1961	258/116/132/10	-NA-	4904	875	448/2100	2804	7/253	346/187/19	65/635	25/17	27/15/2	12/22	59/44.6	346
1960	201/90/96/15	-NA-	3260	849	413/1681	1579	7/287	336/174/12	63/604	14/4	9/11/1	19/25	65/44.3	208
1959	182/93/76/13	-NA-	3388	756	407/1839	1549	1/136	264/132/22	57/489	24/10	16/12/3	12/26	59/45.7	255
1958	237/93/126/18	-NA-	4111	811	359/1628	2483	7/208	383/223/29	58/619	31/11	18/15/1	8/21	48/38.3	257
1957	223/92/115/16	-NA-	3658	754	377/1672	2036	3/371	305/191/18	66/629	22/14	15/17/1	9/15	57/47.7	260
1956	221/101/107/13	-NA-	3813	795	419/1836	1977	7/285	297/162/19	57/562	17/12	17/8/3	13/20	69/38.4	233
1955	204/102/89/13	-NA-	3651	786	408/1713	1938	7/287	303/151/28	64/541	25/18	12/17/1	3/12	63/40.6	216
1954	252/125/109/18	-NA-	4704	863	442/2498	2206	7/238	340/187/12	73/614	30/13	28/10/2	12/21	60/37	312
1953	243/128/99/16	-NA-	4398	825	443/2230	2168	7/239	322/174/19	90/772	28/19	26/22/1	10/18	42/40.6	373
1952	213/97/104/12	-NA-	4276	884	421/1905	2371	3/396	342/174/23	79/628	26/13	16/19/3	6/12	68/42.6	285
1951	237/134/92/11	-NA-	4321	915	523/2366	1955	3/398	281/154/19	75/694	26/20	19/14/1	6/18	54/43.6	255
1950	201/107/83/11	-NA-	3830	906	460/1955	1875	3/325	326/164/25	93/851	35/21	14/14/1	4/8	63/38.7	213
1949	175/117/53/5	-NA-	4793	793	506/2798	1995	-NA-	287/139/20	65/595	47/22	30/28/0	3/7	44/45.5	416
1948	227/152/67/8	-NA-	5767	891	603/3663	2104	-NA-	288/162/14	89/794	38/21	39/30/0	5/8	44/42.6	495
1947	218/138/72/8	-NA-	4760	884	587/2767	1993	-NA-	297/147/19	58/472	47/18	24/22	4/12	50/43.5	327
1946	170/113/52/5	-NA-	3896	844	592/2175	1721	-NA-	252/130/21	56/440	35/21	25/18/0	4/8	67/40.6	307

## GRAB BAG

Jerry Rice has registered 10-or-more receptions in a game 15 times during his career, not including postseason. Rice has two double-digit reception games in the playoffs.



# 49ERS YEAR-BY-YEAR DEFENSIVE STATS

(1946-1998)

HISTORY

	First Downs Total/R/Pa/Pn	3rd Down	Tot Yds	# of Plays	Rushing Att/Yds	PASSING			Pen #/Yds	Fum. #/Lst	TDs Ru/P/Rt	FGs M/A	Punting No./Avg	Total Pts
						Net	Sacs/Yds	Att/Cmp/Int						
1998	297/91/178/20	73/213	5343	1012	395/1610	3733	51/259	566/294/21	101/800	24/12	13/25/1	19/32	83/41.2	328
1997	242/67/145/30	76/219	4013	949	386/1366	2647	54/364	509/258-25	91/742	24/12	5/23/3	16/20	83/41.8	265
1996	269/76/164/29	78/232	4661	1021	418/1497	3164	45/297	558/287/20	97/819	29/14	4/21/0	26/29	88/42	257
1995	264/57/192/15	85/224	4398	999	348/1061	3337	40/240	611/330/26	74/556	23/8	5/19/2	27/32	70/41.7	258
1994	285/82/182/21	87/221	4839	996	375/1338	3501	38/255	583/329/23	108/912	25/12	16/15/4	15/21	77/42.5	296
1993	297/109/171/17	87/214	4997	1012	404/1800	3197	44/316	564/314/19	99/743	20/11	6/23/1	27/30	68/43.9	295
1992	277/90/174/13	75/199	4787	943	351/1418	3369	41/273	551/320/17	79/651	23/12	5/20/2	16/20	76/41.2	236
1991	260/86/155/19	71/201	4554	929	399/1512	3042	31/212	499/267/12	84/782	32/16	8/16/1	22/25	82/41	239
1990	250/77/157/16	71/199	4273	919	353/1258	3015	44/263	522/265/17	85/641	21/14	7/17/2	19/23	82/40	239
1989	283/76/178/29	76/210	4618	979	372/1383	3235	43/333	564/316/21	75/581	34/16	9/15/2	23/31	74/38.9	253
1988	277/90/160/27	88/225	4575	1013	441/1588	2987	42/297	530/292/22	76/603	30/16	8/25/1	18/24	86/41	294
1987	250/95/132/23	58/201	4095	933	429/1611	2484	37/287	467/224/25	80/660	30/13	8/13/5	24/35	72/39.6	257
1986	285/97/169/19	67/221	4880	1061	406/1555	3325	51/448	604/324/39	89/653	31/10	8/18/3	15/25	91/41.4	343
1985	293/89/183/21	80/245	5191	1116	435/1683	3508	60/457	621/346/18	106/778	31/17	10/11/5	27/35	92/39.6	263
1984	302/101/173/28	75/213	5176	1029	432/1795	3381	51/363	546/298/25	91/723	28/13	10/14/0	19/25	80/40.5	227
1983	302/98/181/23	83/216	5189	1032	449/1936	3253	57/448	526/322/24	91/793	39/18	10/23/2	17/27	74/40.4	293
1982	170/71/88/11	38/120	3035	596	303/1199	1836	15/113	278/158/9	58/542	14/4	9/14/1	13/19	80/42.4	206
1981	280/113/144/23	87/224	4763	1014	464/1918	2845	36/290	514/273/27	108/866	36/21	10/16/4	13/23	83/41.4	250
1980	341/137/185/19	99/229	5369	1082	556/2218	3751	31/207	495/327/17	92/826	34/17	20/29/3	17/26	67/38.2	415
1979	326/136/160/30	107/222	5393	1014	544/2213	3180	29/227	441/262/15	119/858	33/19	24/25/5	14/17	74/38.1	416
1978	298/128/133/37	88/243	5024	1097	649/2365	2659	35/289	413/219/18	154/1301	50/27	17/20/3	23/38	87/40.2	350
1977	221/107/94/20	79/214	3457	863	551/1869	1588	42/360	270/139/8	96/820	21/10	16/14/2	13/22	86/7.5	190
1976	218/94/102/22	93/235	3562	922	487/1786	1776	61/573	374/180/9	94/906	37/16	10/13/2	6/21	108/40.1	260
1975	253/102/130/21	92/227	4026	969	518/1829	2197	40/324	411/228/11	86/702	34/16	14/15/5	17/22	84/42.1	286
1974	232/113/101/18	83/203	3964	870	503/2033	1931	28/247	339/178/20	85/830	38/20	13/14/2	12/19	74/39.5	236
1973	242/121/151/15	79/222	4329	828	513/1963	2366	32/225	383/194/17	77/754	23/15	11/19/2	31/45	72/41.3	319
1972	221/96/105/20	75/212	4026	858	446/1847	2179	46/403	366/169/19	81/677	40/17	12/14/2	17/29	72/43.4	249
1971	199/80/96/23	-NA-	3679	787	408/1668	2011	38/298	341/152/14	75/610	31/16	4/17/2	19/33	73/39.7	216
1970	213/81/110/22	-NA-	3972	839	425/1799	2173	30/261	384/185/22	87/965	35/20	12/19/1	15/24	82/40.4	267
1969	242/91/128/23	-NA-	4175	854	422/1704	2471	30/255	402/205/20	70/671	26/12	14/22/3	15/36	65/40.4	319
1968	250/111/124/15	-NA-	4020	896	445/1706	2244	35/304	416/201/20	71/646	22/11	12/19/4	22/32	68/40.9	310
1967	237/92/128/17	-NA-	4044	858	407/1698	2346	48/409	403/212/16	64/596	24/13	17/19/5	17/35	70/438	337
1966	238/88/126/24	-NA-	4179	868	414/1629	2550	40/345	414/206/18	91/938	24/11	15/22/3	16/31	76/41.2	325
1965	259/94/139/26	-NA-	4640	878	405/1535	3105	25/197	448/225/13	71/727	34/17	20/24/8	14/27	62/41.9	402
1964	255/90/138/27	-NA-	4404	920	443/1560	2844	43/297	434/232/15	76/783	33/14	11/23/6	17/34	76/45.8	330
1963	304/121/168/15	-NA-	5447	963	488/2076	3371	25/210	450/244/14	73/667	27/13	20/27/4	11/27	55/43.1	391
1962	240/107/113/20	-NA-	4549	841	464/2241	2308	1/86	296/164/12	57/626	22/8	22/17/3	12/20	61/44.6	331
1961	234/90/132/12	-NA-	4181	890	419/1701	2480	3/94	380/196/19	56/456	21/13	13/18/1	16/29	62/44	272
1960	180/82/89/9	-NA-	3405	738	363/1587	1818	1/83	293/140/20	64/580	15/8	13/11/1	10/20	62/41.2	205
1959	238/123/102/13	-NA-	4018	844	433/1974	2044	2/28	341/176/14	45/417	34/22	15/15/1	5/13	57/41.6	237
1958	227/106/106/15	-NA-	4010	787	380/2038	1972	2/46	341/163/16	52/510	32/15	15/25/2	10/17	49/40.7	324
1957	239/107/117/15	-NA-	4248	837	434/1847	2401	1/81	332/182/18	55/502	25/16	18/13/1	13/24	47/40.3	264
1956	236/124/103/9	-NA-	4162	827	481/2192	1970	1/45	279/147/17	37/321	27/17	23/12/0	14/25	42/40.7	284
1955	250/132/103/15	-NA-	4008	930	538/2135	1873	1/72	311/147/21	58/528	19/13	24/10/3	12/24	57/42.6	298
1954	207/74/122/11	-NA-	4020	800	348/1371	2649	3/66	374/193/19	51/426	29/18	8/24/0	9/19	59/41	251
1953	206/99/95/12	-NA-	3425	830	398/1548	1877	2/23	356/173/23	71/615	33/17	12/17/1	9/16	60/41	237
1952	167/81/76/10	-NA-	3495	887	412/1566	1929	2/91	342/151/17	65/530	31/18	10/15/2	10/21	78/41.3	221
1951	188/91/84/13	-NA-	3862	900	417/1549	2313	2/12	353/158/33	68/526	22/9	9/15/0	13/24	70/40.4	205
1950	204/111/81/12	-NA-	3951	903	443/1662	2289	2/48	347/164/22	71/599	39/21	17/16/7	7/14	62/39.4	300
1949	150/74/68/8	-NA-	3313	719	401/1364	1949	-NA-	318/137/32	51/374	27/15	15/15/0	6/10	75/39.3	227
1948	203/100/90/13	-NA-	4521	842	468/1906	2615	-NA-	374/184/32	72/567	35/20	12/23	2/5	68/40.5	248
1947	178/87/78/13	-NA-	4133	737	405/1631	2502	-NA-	332/177/24	56/416	37/21	13/23	4/10	62/37.1	264
1946	140/56/79/5	-NA-	3023	784	425/873	2150	-NA-	359/185/21	47/377	46/26	11/15	3/9	87/38.8	189

## BIG MINUS, LITTLE PLUS

In 15 postseason losses the 49ers have turned the ball over 44 times and taken it away just 16 times. Their takeaway-giveaway ratio is -28 in postseason losses.



## HALF A 'G'

The 49ers produced three 500-yard games in 1998, tying a team record for most in a single season. San Francisco pulled the hat trick in 1961. They did it twice in 1984, '92 and '93.


### SAN FRANCISCO'S 500-YARD GAMES

598	vs. Buffalo (9-13-92)
597	vs. Baltimore (12-13-53)
590	vs. Atlanta (10-18-92)
580	at Seattle (9-25-88)
565	at Detroit (12-19-93)
<b>557</b>	<b>vs. N.Y. Jets (9-6-98)</b>
555	at Minnesota (10-15-61)
539	at Rams (11-29-93)
539	at Green Bay (11-23-58)
<b>538</b>	<b>vs. Atlanta (9-27-98)</b>
537	vs. Miami (1-20-85)*
536	vs. Chicago (11-19-61)
534	vs. Washington (9-29-54)
527	at St. Louis (9-18-83)
521	vs. Rams (10-8-61)
521	vs. Minnesota (12-8-84)
517	vs. Atlanta (9-24-67)
517	at Houston (10-21-84)
515	vs. Atlanta (11-12-89)
510	at Philadelphia (10-3-71)
505	vs. Detroit (10-20-91)
504	at Atlanta (10-16-66)
<b>504</b>	<b>at Washington (9-14-98)</b>
502	at Rams (12-11-89)
501	at Washington (11-17-86)
500	at Dallas Texans (10-5-52)
500	at New Orleans (12-15-85)

\*Super Bowl XIX

### SELECT COMPANY

The 1998 49ers had the NFL's top-rated offense and became the first team since the 1941 Chicago Bears to lead the league in gross passing yards and rushing yards in the same season. Overall, San Francisco led the league in nine different categories, including total offense, rushing yards, gross passing yards and first downs. It was the first time since 1987 that San Francisco led the NFL in rushing.



**RED ZONE**



## WHAT TO LOOK FOR IN 1999

The **49ers** extending their winning season streak to 17. San Francisco has won 10-or-more games every year since 1983.

The **49ers** extending their home winning streak beyond 17 regular season games.

The **49ers** claiming their 17th NFC West division title since 1970. San Francisco has won the most division titles in the NFL since the NFL-AFL merger in 1970.

The **49ers** extending their NFL scoring streak record beyond 338 consecutive games. San Francisco has not been shutout since October 9, 1977 against Atlanta. Cleveland held the previous scoring streak record with 274 from 1950-71.

The **49ers** extending their consecutive home sellout streak. The 49ers enter 1999 having soldout 159 consecutive games, including playoffs.

The **49ers** having a player selected to the Pro Bowl for the 18th consecutive season.

**Steve Mariucci** becoming just the seventh coach in NFL history to record 10-or-more wins in each of his first three seasons.

**Garrison Hearst** becoming the first running back in 49ers history to record three consecutive 1,000-yard seasons.

**Garrison Hearst** becoming the first 49ers running back to lead the team in rushing in three consecutive seasons since Ricky Watters (1992-94).

**Garrison Hearst** climbing into the top 10 on the all-time 49ers rushing yards list. Hearst has 2,589 yards entering 1999. Within reach are Ricky Watters (2,840) in 10th, Wilbur Jackson (2,955) in 9th, Delvin Williams (2,966) in 8th, Wendell Tyler (3,112) in 7th and Steve Young (3,520) in 6th.

**Garrison Hearst** becoming the first 49ers running back to earn back-to-back Pro Bowl berths since Roger Craig (1987-89).

**Ken Norton Jr.** recording 100 tackles for the fifth consecutive season.

**Ken Norton Jr.** leading the 49ers in tackles for the sixth consecutive season.

**Ken Norton Jr.** extending his games started streak. Norton enters the season with 128 consecutive starts, more than any other linebacker in the NFL.

**Terrell Owens** extending his streak of eight consecutive games with at least one touchdown. Jerry Rice holds the team and NFL record with 13.

**Terrell Owens** extending his streak of 42 consecutive games with at least one reception.

**Jerry Rice** becoming the 49ers' all-time leader for games played. With 206 games played, he is seven away from breaking Jimmy Johnson's (212) record for all-time service.

**Jerry Rice** extending his streak of 193 consecutive games with at least one reception.

**Jerry Rice** leading the team in receptions for the 11th time in his career.

**Jerry Rice** becoming the first player in NFL history to reach 18,000 yards in the single category of receiving or rushing. Rice enters the season with 17,612 yards during his career.

**Steve Young** and **Jerry Rice** extending their NFL record for most touchdowns by a quarterback-receiver combination. With 84 touchdown connections, the 49er duo shattered the previous record held by Dan Marino and Mark Clayton (79).

**Steve Young** claiming an NFL record seventh league passing title.

**Steve Young** reaching the 30,000-yard passing mark with the 49ers. Entering 1999 with 29,461 passing yards with the 49ers, Young needs 539 to become the third player in team history to reach the milestone, joining Joe Montana (35,142) and John Brodie (31,548)

**Steve Young** moving into the NFL's all-time top 10 for passing yards. Entering 1999, the 15-year veteran has thrown for 32,678 yards to rank 17th all-time. Within reach are Ken Anderson (32,838) in 16th, Phil Simms (33,462) in 15th, John Hadl (33,503) in 14th, Steve DeBerg (34,241) in 13th, Jim Hart (34,665) in 12th, Jim Everett (34,837) in 11th and Jim Kelly (35,467) in 10th.




**Steve Young** moving into the NFL's all-time top 10 for touchdown passes. Young enters 1999 ranked 15th all-time with 229 career touchdown throws. Within striking distance are George Blanda (236) in 14th, Jim Kelly (237) in 13th, Len Dawson (239) in 12th, John Hadl (244) in 11th, Boomer Esiason (247) in 10th, Dan Fouts (254) in 9th, Sonny Jurgensen (255) in 8th, and Dave Krieg (261) in 7th.

**Steve Young** becoming the second quarterback in NFL history to reach 4,500 yards rushing. With 4,182 yards entering 1999, Young needs 318 yards rushing to reach the milestone. Randall Cunningham is the only quarterback with more rushing yards (4,741).

**Steve Young** extending his all-time record for most rushing touchdowns by a quarterback. He enters 1999 with 43 career rushing touchdowns.

**Steve Young** earning his eighth consecutive Pro Bowl berth. Doing so would move him into second on the team's consecutive Pro Bowl list behind Jerry Rice (11).

**Steve Young** extending his streak of consecutive games with a touchdown pass. He enters the season with a touchdown pass in 15 consecutive games, four shy of breaking his own team record (18) set in 1994-95.



Center Chris Dalman started 15 games and helped the 49ers lead the NFL in rushing in 1998.



## 3COM PARK INFORMATION

**Original Ground Breaking:** 1958

**Stadium Named:** 1959. Named "Candlestick Park" in a balloting among fans. More than 15,000 entries were submitted. Renamed 3Com Park in 1995.

**Expansion:** November 19, 1969

**First 49ers' Regular Season Game:** October 10, 1971 vs. L.A. Rams

**Playing Surface:** Natural Grass

**Approximate Cost:** \$24.6 million (not including expansion cost)

**Stadium Area:** 14.5 acres on 82-acre site

**Stadium Diameter:** 680 feet at its shortest, 840 feet at its longest

**Height:** 120 feet

**Steel Used:** 1,034 tons structural steel; 8,000 tons reinforcing steel

**Concrete Used:** 50,000 cubic yards of concrete

**Capacity:** 69,734

**Restrooms:** 70

**Concession Stands:** 60

**Parking Capacity (Approximately)**

Cars.....7,000

Buses .....300

### 49ers' Top-10 Candlestick/3Com Park Crowds

RANK	OPPONENT	ATTENDANCE	DATE	RESULTS
1.	Green Bay#	69,311	1-6-96	Packers 27-17
2.	Dallas@	69,125	1-15-95	49ers 38-28
3.	Dallas	69,014	11-13-94	49ers 21-14
4.	Dallas	68,919	11-10-96	Cowboys 20-17 OT
5.	Dallas	68,657	11-2-97	49ers 17-10
6.	Denver	68,461	12-15-97	49ers 34-17
7.	L.A. Raiders	68,032	9-5-94	49ers 44-14
8.	N.Y. Giants#	67,143	1-15-94	49ers 44-3
9.	Green Bay#	66,506	1-3-99	49ers 30-27
10.	New Orleans	66,500	11-22-93	49ers 42-7

# NFC Playoff, @ NFC Championship

**NOTE:** 49ers' home attendance record is 70,000 (est.) vs. New England (10-22-89). The game was played at Stanford Stadium due to the 1989 Loma Prieta Earthquake.

### FULL HOUSE

Entering 1999, San Francisco has registered 159 consecutive sellouts at home, including 22 postseason contests. The streak began October 11, 1981 against the Dallas Cowboys.



## HOME SEASON ATTENDANCE SINCE 1972

YEAR	REGULAR SEASON (AVG)	WITH PRESEASON	PLAYOFFS
1998	490,421 (61,303 - 8 gms)	590,009 (2 gms)	656,515 - (1 gm)
1997	501,641 (62,705 - 8 gms)	602,140 (2 gms)	736,145 - (2 gm)
1996	502,534 (62,817 - 8 gms)	600,957 (2 gms)	657,417 - (1 gm)
1995	518,928 (64,866 - 8 gms)	623,393 (2 gms)	692,704 - (1 gm)
1994	516,808 (64,601 - 8 gms)	623,241 (2 gms)	757,010 - (2 gms)
1993	501,476 (62,685 - 8 gms)	622,844 (2 gms)	689,987 - (1 gm)
1992	494,595 (61,824 - 8 gms)	646,920	776,831 - (2 gms)
1991	478,570 (59,821 - 8 gms)	586,193	—
1990	506,176 (63,272 - 8 gms)	620,122	751,748 - (2 gms)
1989	431,645 (61,664 - 7 gms)*	544,757*	674,111 - (1 gm)*
1988	480,039 (60,006 - 8 gms)	589,620	651,468 - (1 gm)
1987	394,675 (56,382 - 7 gms)	505,006	567,553 - (1 gm)
1986	470,339 (58,792 - 8 gms)	579,087	—
1985	470,506 (58,813 - 8 gms)	576,500	—
1984	446,769 (58,346 - 8 gms)	571,199	692,542 - (2 gms)
1983	435,115 (54,389 - 8 gms)	532,232	590,518 - (1 gm)
1982	270,837 (54,157 - 5 gms)	378,563	—
1981	435,182 (54,398 - 8 gms)	514,412	572,772 - (2 gms)
1980	373,325 (46,666 - 8 gms)	466,948	—
1979	354,470 (44,309 - 8 gms)	420,878	—
1978	323,178 (40,397 - 8 gms)	414,820	—
1977	298,983 (42,712 - 7 gms)	418,346 (3 gms)	—
1976	351,337 (50,191 - 7 gms)	477,371 (3 gms)	—
1975	300,153 (42,879 - 7 gms)	380,176	—
1974	346,948 (49,564 - 7 gms)	473,142 (3 gms)	—
1973	376,782 (53,826 - 7 gms)	486,030	—
1972	397,186 (56,741 - 7 gms)	558,956 (3 gms)	618,588 - (1 gm)

\* Oct. 22 game played at Stanford (70,000), not included in '89 totals.

## TOP-TEN HOME ATTENDANCE SEASONS (BASED ON AVERAGE)

YEAR	REGULAR SEASON (AVG)	WITH PRESEASON	PLAYOFFS
1995	518,928 (64,866 - 8 gms)	623,393 - (2 gms)	692,704 - (1 gm)
1994	516,808 (64,601 - 8 gms)	623,241 - (2 gms)	757,010 - (2 gms)
1990	506,176 (63,272 - 8 gms)	620,122 - (2 gms)	751,748 - (2 gms)
1996	502,534 (62,817 - 8 gms)	600,957 - (2 gms)	657,417 - (1 gm)
1997	501,641 (62,705 - 8 gms)	602,140 - (2 gms)	736,145 - (2 gms)
1989	501,645 (62,706 - 8 gms)*	614,757 - (2 gms)	744,111 - (2 gms)
1993	501,476 (62,685 - 8 gms)	622,844 - (2 gms)	689,987 - (1 gm)
1992	494,595 (61,824 - 8 gms)	646,920 - (2 gms)	776,831 - (2 gms)
1988	480,039 (60,005 - 8 gms)	589,620 - (2 gms)	651,468 - (1 gm)
1991	478,570 (59,821 - 8 gms)	586,193 - (2 gms)	—

\*Includes Oct. 22 game played at Stanford (70,000).

## 49ERS' ALL-TIME LARGEST CROWDS (HOME & AWAY)

RANK	OPPONENT	ATTENDANCE	DATE	RESULTS
1.	at L.A. Rams	102,368	11-10-57	Rams 37-24
2.	at L.A. Rams	95,082	11-9-58	Rams 56-7
3.	at L.A. Rams	94,276	11-8-59	49ers 24-16
4.	at L.A. Raiders	91,494	9-29-91	Raiders 12-6
5.	at L.A. Raiders	87,006	9-22-85	49ers 34-10
6.	at L.A. Rams	85,856	11-8-53	49ers 31-27
7.	at L.A. Rams+	84,483	10-11-76	49ers 16-0
8.	at Super Bowl XIX	84,059	1-20-85	49ers 38-16
9.	at New Orleans	81,595	9-26-71	49ers 38-20
10.	at Super Bowl XVI	81,270	1-24-82	49ers 26-21

+ Monday Night

(Super Bowl XIX vs. Miami at Stanford, CA & Super Bowl XVI vs. Cincinnati at Pontiac, MI)



## 49ERS HOME STADIUMS

Stadium	Years Used	First Game	Last Game
Kezar Stadium	1946-1970	N.Y. Yanks 21, 49ers 7 (Sept. 8, 1946)	Dallas 17, 49ers 10 (Jan. 3, 1971)
Candlestick/3Com Park	1971-Present	49ers 38, Cleveland 24 (Aug. 8, 1971) *  L.A. Rams 20, 49ers 13 (Oct. 10, 1971) **	

\* Preseason game

\*\* First regular season

RED ZONE

### TOP HOME ATTENDANCE FIGURES

No.	Attendance	Avg.	Year
1.	518,928	64,866	1995
2.	516,808	64,601	1994
3.	506,176	63,272	1990
4.	502,534	62,817	1996
5.	501,641	62,705	1997
6.	501,476	62,685	1993
7.	494,595	61,824	1992
8.	490,421	61,303	1998
9.	480,039	60,006	1988
10.	478,570	59,821	1991

### 49ERS FINGERTIP INFORMATION

<b>Office Address:</b>	Marie P. DeBartolo Sports Centre 4949 Centennial Boulevard, Santa Clara, CA 95054-1229
<b>Office Phone:</b>	(408) 562-4949
<b>Internet Address:</b>	<a href="http://www.sf49ers.com">http://www.sf49ers.com</a>
<b>Home Field:</b>	3Com Park (Capacity 69,734)
<b>Colors:</b>	Cardinal Red (PMS 194), Metallic Gold (PMS 874), Beige (PMS 464)
<b>Founded:</b>	1946. Joined NFL in 1950
<b>Super Bowl Titles:</b>	1981 (XVI), 1984 (XIX), 1988 (XXIII), 1989 (XXIV), 1994 (XXIX)



## 49ERS vs. NFL at CANDLESTICK/3COM PARK

### Total: 153-81-1 (including postseason)

Arizona	5-2	Miami	1-2
Atlanta	20-8	Minnesota	10-3
Baltimore	1-0	New England	3-0
Buffalo	2-2	New Orleans	19-8-1
Carolina	2-2	New York Giants	9-4
Chicago	8-4	New York Jets	3-1
Cincinnati	4-1	Oakland	1-3
Cleveland	2-1	Philadelphia	4-3
Dallas	7-5	Pittsburgh	1-3
Denver	2-2	San Diego	3-1
Detroit	8-1	Seattle	1-1
Green Bay	3-3	St. Louis	13-16
Indianapolis	3-0	Tampa Bay	8-1
Jacksonville	0-0	Tennessee	2-2
Kansas City	2-1	Washington	6-1

### 49ERS AT HOME

Home Stadium	Regular Season	Postseason	Total
Kezar Stadium	95-61-7	1-3	96-64-7
Candlestick/3Com Park	136-75-1	17-6	153-81-1
Totals	231-136-8	18-9	249-145-8

### 49ERS AT CANDLESTICK/3COM PARK

#### Year-by-Year (1971-98)

Year	Regular season	Postseason	Total
1971	4-3	1-0	5-3
1972	4-2-1	0-1	4-3-1
1973	3-4		3-4
1974	3-4		3-4
1975	2-5		2-5
1976	4-3		4-3
1977	3-4		3-4
1978	2-6		2-6
1979	2-6		2-6
1980	4-4		4-4
1981	7-1	2-0	9-1
1982	0-5		0-5
1983	4-4	1-0	5-4
1984	7-1	2-0	9-1
1985	5-3		5-3
1986	6-2		6-2
1987	6-1	0-1	6-2
1988	4-4	1-0	5-4
1989	5-2	2-0	7-2
1990	6-2	1-1	7-3
1991	7-1		7-1
1992	7-1	1-1	8-2
1993	6-2	1-0	7-2
1994	7-1	2-0	9-1
1995	6-2	0-1	6-3
1996	6-2	1-0	7-2
1997	8-0	1-1	9-1
1998	8-0	1-0	9-0



## 1999 SAN FRANCISCO 49ERS RADIO NETWORK

Flagship Station — KGO AM 810

In 1999, the San Francisco 49ers Radio Network expanded to 40 stations in California, Hawaii and five states throughout the country. The broadcast rights to the San Francisco 49ers are held by KGO AM 810 in San Francisco, an ABC/Disney owned station. In 1999, San Francisco 49ers games will be heard in California, Hawaii, Idaho, Nevada, Ohio, Oregon, Utah and on Armed Forces Radio.

**RED ZONE**

### CALIFORNIA

Alturas	KKFJ	570
Atascadero	KWEZ-FM	106.1
Bakersfield	KGEO	1230
Chico	KCEZ-FM	100.7
Eureka/Arcata	KGEO	1480
Fresno/Visalia	KMJ	580
Grass Valley	KNCO	830
Jackson	KNGT-FM	94.3
King City	KRKC	1490
Los Angeles	KLAC	570
Mendocino	KMFB-FM	92.7
Merced	KTFN	1580
Modesto	KANN	970
Palm Springs	KESQ	1400
Redding	KNRO	600
Sacramento	KHYL-FM	101.1
	KFBK	1530
Salinas/Monterey	KTOM	1380
San Francisco	KGO	810
Santa Barbara	KTMS	1250
Sonora	KVML	1450
Stockton	KJAX	1280
Susanville	KJDX-FM	93.3
Yreka	KSYC	1490
Yuba City	KKCY-FM	103.1

### HAWAII

Hilo	KPUA	670
Honolulu	KGU	760
Maui	KMVI	550

### IDAHO

Twin Falls	KART	1400
------------	------	------

### NEVADA

Elko	KELK	1240
Las Vegas	KENO	1460
Reno	KKOH	780
Winnamucca	KWNA-FM	1400

### OHIO

Youngstown	WBBW	1240
------------	------	------

### OREGON

Medford	KTMT	880
Portland	KUIK	1360
Seaside	KSWB	840

### UTAH

Richfield	KSVC	980
St. George	KSGI	1450
Salt Lake City	KSL	1160



## MEDICAL GLOSSARY

**A-C Joint** - Acromioclavicular joint; joint of the shoulder where acromion process (of the scapula) and the distal end of the clavicle meet; most shoulder separations occur at this point.

**Abduct** - Movement of any extremity away from the body.

**Abrasion** - Any injury which rubs off the surface of the skin.

**Abscess** - An infection which produces pus; can be the result of a blister, callus, penetrating wound or laceration.

**Achilles Tendon** - The tendon at the back of the heel.

**Abductor** - Any muscle which moves a part toward the median axis of the body.

**Adhesion** - Abnormal adherence of collagen fibers to surrounding structures during immobilization following trauma or as a complication of surgery which restricts normal elasticity of the structures involved.

**Aerobic** - Exercise in which energy needed is supplied by oxygen inspired; required for sustained periods of hard work and vigorous exercise.

**Anabolic Steroids** - Testosterone, or a steroid hormone resembling testosterone, that stimulates growth in the body as a whole.

**Anaerobic** - Exercise without the use of oxygen as an energy source; short bursts of vigorous exercise.

**Anterior Cruciate Ligament (ACL)** - Ligament of knee attaching to anterior tibial plateau and posterior medial aspect of femoral condyle. It provides stability in keeping the lower leg from coming forward.

**Anterior Compartment Syndrome** - Condition in which swelling within the anterior compartment of the lower leg (comprising of muscles, nerves and arteries to the foot) jeopardizes the viability of the muscles and nerves within the compartment.

**Anti-Inflammatory** - Any agent which prevents inflammation (such as aspirin or ibuprofen).

**Arteriogram** - Film demonstrating arteries after injection of opaque medium (dye).

**Arthrogram** - X-ray technique for joints using air and/or dye injected in affected area (to show torn cartilage or rotator cuff tears).

**Arthroscope** - An instrument used for visualization of the interior of a joint cavity; sometimes referred to as "scope."

**Arthroscopy** - Examination of the internal structures of a joint by means of surgical viewing apparatus (arthroscope) inserted into the joint.

**Aspiration** - The withdrawal of fluids from a body cavity by means of a suction or siphonage apparatus (syringe).

**Asymptomatic** - Without symptoms.

**Atrophy** - To shrivel or shrink from disuse, as in muscular atrophy.

**Avascular Necrosis** - Death of a part due to lack of circulation (can occur in the elbow from throwing).

**Avulsion** - A tearing away forcibly of a part of structure.

**Axilla** - The armpit.

**Baker's Cyst** - Indicates that there is trauma inside the knee joint that leads to excessive joint-fluid production; inflammation of the gastrocnemius bursa. Usually produces localized swelling behind the knee.

**Bennett's Fracture** - Fracture dislocation of the base of the first metacarpal (or the thumb).

**Biceps** - Muscle on the front of the upper arm responsible for bending the elbow.

**Bone scan** - "Radionuclide Imaging," which is useful to demonstrate stress fracture not evident on routine x-rays.

**Brachial Plexus** - Network of nerves originating from the cervical vertebrae running down the arm.

**Bruise** - A discoloration of the skin due to an extravasation of the blood into the underlying tissues.



**Burner** - Common term for brachial plexus trauma in the neck. Usually results in burning or tingling sensation into the shoulder or arm when the neck is forced beyond the normal range of motion.

**C.P.R.** - Cardiopulmonary Resuscitation; artificial establishment of circulation of the blood and movement of air into the lungs in a pulseless, non-breathing person.

**Calcaneus** - The heel bone.

**Calf** - Also know as gastrocnemius; muscle responsible for plantarflexing, or pointing the toes down the foot.

**Capsule** - An enclosing structure which surrounds the joint and contains ligaments which stabilize that joint.

**Cartilage** - Smooth, slippery substance preventing two ends of bones from rubbing together and grating.

**Cellulitis** - Inflammation of cellular or connective tissue.

**Charley Horse** - A bruise to the quadriceps resulting from a direct blow to the front of the thigh, characterized by intramuscular bleeding. No other injury should be called a charley horse.

**Chondral Fracture** - Fracture to the chondral (cartilaginous) surfaces of bone.

**Chondromalacia** - A roughening of the cartilage surface. Best known for the roughening of the underside of the kneecap.

**Clavicle** - The collar bone.

**Collagen** - A substance existing in commonly injured tissues of the body, including skin, cartilage, ligaments and bone.

**Concussion** - Jarring injury of the brain resulting in dysfunction. Can be graded mild, moderate or severe depending on loss of consciousness, amnesia and loss of equilibrium.

**Congenital** - Existing before birth; to be born with.

**Contusion** - An injury to the muscles and tissues caused by a blow from a blunt object.

**Cortisone** - An anti-inflammatory medication.

**Costochondral** - The cartilage that separates the bones within the rib cage.

**Cyst** - Abnormal sac containing liquid or semisolid matter.

**Degenerative Joint Disease** - Changes in the joint surfaces as a result of repetitive trauma.

**Dehydration** - Loss of body water.

**Deltoids** - Muscles at top of arm, just below shoulder.

**Disc** - A flat, round-like, plate structure usually referring to cartilage between vertebrae.

**Dislocation** - Complete displacement of joint surfaces.

**Echymosis** - Bleeding into the surface tissue below the skin, resulting in a "black and blue" effect.

**Ectomy** - Suffix connoting the affected part (e.g. meniscectomy, appendectomy).

**Edema** - Accumulation of fluid in organs and tissues of the body (swelling).

**Effusion** - Accumulation of fluid, or the fluid itself, in various spaces in the body. Commonly found in the knee following injury.

**Electrolyte** - Ionized salts in blood, tissue fluids and cells including salts of sodium, potassium and chlorine.

**Electrolyte Drink** - Fluid for replacing electrolytes, such as Gatorade Thirst Quencher.

**EMG** - Electromyogram test to check nerve function.

**Epicondylitis** - Inflammation in the elbow due to overuse of either the flexor or extensor muscles attaching to the medial or lateral epicondyle of the humerus.

**Eversion** - Turning outward.

**Extension** - Motion of straightening a joint.

**Extensor** - A muscle which upon contraction results in straightening a joint.

**External Rotation** - Lateral movement of a joint or extremity to the outside.



**Fascia** - A connective tissue sheath consisting of fibrous tissue and fat which unites the skin to the underlying tissues.

**Femur** - Thigh bone.

**Fibula** - The smaller of the two bones in the lower leg, located to the outside.

**Flexibility** - The ability of muscle to relax and yield to stretch force.

**Flexibility Exercise** - A general term used to describe exercise performed by a person to passively or actively elongate soft tissues without the assistance of a therapist.

**Flexion** - Bending a joint, as in flexing the arm or leg.

**Flexor** - A muscle which upon contraction flexes or bends.

**Fracture** - Breach in continuity of a bone. Types of fractures include simple, compound, comminuted, greenstick, incomplete, impacted, longitudinal, oblique, stress or transverse.

**Gamekeeper's Thumb** - Tear of the ulnar collateral ligament of the metacarpo-phangeal joint of the thumb.

**Glenohumeral** - The shoulder socket, containing the glenoid, the humeral head and the labrum.

**Glenoid** - A cavity of the scapula into which the head of the humerus fits to the form of the shoulder joint (the shoulder socket).

**Groin** - Junction of the thigh and abdomen.

**Hamstring** - Muscle running from the buttocks to behind the knee. Often injured as a result of improper conditioning or lack of muscle flexibility. Muscle responsible for flexing the knee joint.

**Heat Stroke** - Condition of rapidly rising internal body temperature that overwhelms the body's mechanisms for release of heat.

**Heat Exhaustion** - Mild form of shock caused by loss of fluid and electrolyte from the circulation because of excessive sweating when exposed to heat.

**Heat Cramps** - Painful muscle spasms of arms or legs caused by excessive body heat and depletion of fluids and electrolyte.

**Hematoma** - A tumor-like mass produced by an accumulation of coagulated blood in a cavity.

**Hip Pointer** - Contusion to the iliac crest.

**Humerus** - Bone of the upper arm.

**Hyperextension** - Extreme extension, or straightening, of a limb or body part.

**Iliotibial Band** - A thick, wide fascial layer from the iliac crest to the knee joint.

**Impingement Syndrome** - Pinching together of the supraspinatus muscle and other soft tissue in the shoulder, which is common in throwing.

**Isokinetic Exercise** - A form of active resistive exercise in which the speed of movement of the limb is controlled by a pre-set rate-limiting device, such as Cybex, Biodex, etc.

**Isometric (static) Contraction** - A muscle contraction in which tension is developed but no mechanical work is done. There is not appreciable joint movement and the overall length of the muscle remains the same.

**Isokinetic** - A constant speed and consistent resistance exercise.

**Isotonic (dynamic) Contraction** - A concentric or eccentric muscular contraction that results in movement of a joint or body part (lifting a free weight).

**Iis** - Suffix connoting inflammation (e.g. tendinitis, bursitis).

**Joint Mobilization** - Passive traction and/or gliding movements applied to joint surfaces that maintain or restore the joint play normally allowed by the capsule, so that the normal roll-slide joint mechanic can occur as a person moves.

**Lateral Collateral Ligament (LCL)** - Ligament of knee attaching lateral femoral condyle to the fibula head. It provides lateral stability to the knee.

**Ligament** - Band of fibrous tissue that connects bone to bone or bone to cartilage and supports and strengthens joints.

**Lumbosacral** - Region of low back comprised of lumbar and sacral spine.



**Magnetic Resonance Imaging (MRI)** - Provides highly detailed pictures of the body's interior, using highly magnetic fields. MRI does not require radiation.

**Malleolus** - Rounded projections on either side of the ankle joint.

**Medial** - Pertaining to or near the middle.

**Medial Collateral Ligament (MCL)** - Ligament of knee attaching to medial femoral condyle to medial tibia. It provides medial stability to the knee.

**Meniscus** - Crescent shaped cartilage usually pertaining to the knee joint.

**Meniscectomy** - An intra-articular procedure at the knee by which meniscus (fibrocartilage) is removed surgically.

**Metacarpals** - Five long bones of hand, just below fingers.

**Metatarsals** - Five long bones of foot, just below toes.

**Mobilization** - Passive stretching movements performed by a therapist at a slow speed slow enough that a patient can stop the movement.

**Myositis** - Inflammation of a muscle.

**Myositis Ossificans** - Inflammation in muscle resulting in the formation of bone-like substance.

**Necrotic** - Relating to death of a portion of tissue.

**Neuritis** - Inflammation of a nerve.

**Orthotic** - Any device applied to or around the body in the care of physical impairment or disability, commonly used to control foot mechanics.

**Osteochondritis Dissecans** - A piece of bone and/or cartilage loosened from its attachment after trauma as a cause of a lesion.

**Osteomyelitis** - An inflammatory disease of bone caused usually by infection with streptococcus or staphylococcus.

**Parasthesia** - Sensation of numbness or tingling, indicating nerve irritation.

**Patella** - The kneecap.

**Patella Tendinitis** - Inflammation of the patella tendon.

**Pathology** - Study of the nature and cause of disease.

**Pectorals** - Chest muscles beneath the breast, leading up to shoulder.

**Peroneal** - Muscles of the lateral lower leg responsible for everting the foot.

**Plantar Fascia** - The tight band of muscle beneath the arch of the foot.

**Plica** - A fold of tissue in the joint capsule and a common result of knee injury.

**PNF (Proprioceptive Neuromuscular Facilitation)** - An approach to therapeutic exercise based on the principles of functional human anatomy and neurophysiology.

**Posterior Cruciate Ligament (PCL)** - Ligament of the knee attaching to posterior tibial plateau and anterior lateral aspect of femoral condyle. It provides stability in keeping the lower leg from going backward.

**Quadriceps (Quads)** - The four powerful muscles in the front of the thigh, responsible for extending the knee joint.

**Radiography** - Taking of X-rays.

**Radius** - Forearm bone on thumb side.

**Reconstruction** - Surgical rebuilding of an injured joint.

**Referred Pain** - Pain felt in undamaged area of body away from actual injury.

**Rotator cuff** - Comprised of four muscles in the shoulder area; supraspinatus, infraspinatus, teres minor, and subscapularis. Often irritated by overuse.

**S-C joint** - Sternoclavicular joint; articulation between the sternum and the clavicle.

**Sacroiliac** - Relating to the juncture of the hip bone and lower part of the spine.

**Scan** - Injection of radioactive fluid (equal in radioactivity to about one x-ray) which may then be displayed on a computer/monitor or film (e.g. bone scan).



**Scapula** - The shoulder blade.

**Sciatic Nerve** - Largest nerve in body located in back of leg which controls most of its function.

**Sciatica** - Irritation of the sciatic nerve, resulting in pain or tingling running down the inside of the cap.

**Sesamoid Bones** - Lies within and adds strength to tendons as they cover bony surface. The most commonly known is the kneecap.

**Shin splint** - A catch-all syndrome describing pain either in the front of the lower leg or on the inner aspect of the leg.

**Spasm** - Sudden, violent, involuntary contraction of a muscle.

**Spleen** - Large, solid organ responsible for the normal production and destruction of blood cells.

**Spondylitis** - Inflammation of one or more vertebrae.

**Spondylolisthesis** - Forward displacement of one lumbar vertebra.

**Spondylosis** - Abnormal vertebral fixation or immobility.

**Sprain** - A joint injury. A violent twisting, stretching, pulling or tearing of a ligament.

**Stinger** - Common term for brachial plexus trauma in the neck.

**Strain** - A muscle injury. The stretching, pulling or twisting of a muscle or a tendon.

**Stress X-Ray** - A continual x-ray taken when a portion of the body is stressed to its maximum to see if the ligaments are intact.

**Stress Fracture** - A hair-line type of break in bone caused by overuse.

**Stretching** - Any therapeutic maneuver designed to lengthen (elongate) pathologically shortened soft-tissue structures and thereby increase range of motion.

**Subluxation** - Partial dislocation of a joint. Term usually implies that joint can return to normal position without formal reduction.

**Synovial Fluid** - Lubricating fluid for joints and tendons, produced in synovium, or inner lining of the joint.

**Synovitis** - Inflammation of the synovium.

**Talus** - The ankle bone that articulates with the tibia and fibula.

**Tarsus** - Arch of foot.

**Tendinitis** - Inflammation of the tendon and/or tendon sheath, often caused by chronic overuse and/or sudden injury.

**Tendon** - Fibrous tissue that connects muscles to other structures.

**Tennis Elbow** - General term for lateral elbow pain.

**Tibia** - Larger of the two bones in lower leg; weight-bearing bone.

**Tomograph** - A special type of x-ray apparatus that demonstrates the organ or tissue in a particular depth.

**Trachea** - The windpipe.

**Trapezius** - A flat triangular muscle covering the posterior surface of the neck and shoulder.

**Triceps** - Muscle of the posterior upper arm, opposite the biceps, that extends the elbow.

**Turf Toe** - Sprain of the metatarsophalangeal (MTP) joint of the great toe.

**Turf Burn** - Abrasion resulting from contact with artificial turf in which one or more layers of skin are removed.

**Ulna** - One of two bones in forearm; extends from point of elbow and found on outer (little finger) side.

**Ulnar Nerve** - Nerve in the elbow commonly irritated from excessive throwing or repeated trauma.

**Wrist** - The junction between the two forearm bones (radius and ulna) and the eight wrist bones (trapezium, trapezoid, capitate, hamate, pisiform, triquetrum, lunate and scaphoid).



# 1999 NFC TEAM SCHEDULES

(All times local. All games Sunday unless otherwise noted.)

## ARIZONA CARDINALS

SEP. 12	at Philadelphia	1:00 p.m.
SEP. 19	at Miami	1:00 p.m.
SEP. 27	SAN FRANCISCO (Mon.)	6:00 p.m.
OCT. 3	at Dallas	12:00 p.m.
OCT. 10	N.Y. GIANTS	1:00 p.m.
OCT. 17	WASHINGTON	5:20 p.m.
OCT. 24	OPEN DATE	
OCT. 31	NEW ENGLAND	2:05 p.m.
NOV. 7	at N.Y. Jets	1:00 p.m.
NOV. 14	DETROIT	2:15 p.m.
NOV. 21	DALLAS	2:15 p.m.
NOV. 28	at N.Y. Giants	1:00 p.m.
DEC. 5	PHILADELPHIA	2:05 p.m.
DEC. 12	at Washington	1:00 p.m.
DEC. 19	BUFFALO	6:20 p.m.
DEC. 26	at Atlanta	1:00 p.m.
JAN. 2	at Green Bay	12:00 p.m.

## CAROLINA PANTHERS

SEP. 12	at New Orleans	12:00 p.m.
SEP. 19	JACKSONVILLE	1:00 p.m.
SEP. 26	CINCINNATI	1:00 p.m.
OCT. 3	at Washington	4:05 p.m.
OCT. 10	OPEN DATE	
OCT. 17	at San Francisco	1:15 p.m.
OCT. 24	DETROIT	1:00 p.m.
OCT. 31	at Atlanta	1:00 p.m.
NOV. 7	PHILADELPHIA	1:00 p.m.
NOV. 14	at St. Louis	12:00 p.m.
NOV. 21	at Cleveland	1:00 p.m.
NOV. 28	ATLANTA	8:20 p.m.
DEC. 5	ST. LOUIS	1:00 p.m.
DEC. 12	at Green Bay	12:00 p.m.
DEC. 18	SAN FRANCISCO (Sat.)	4:15 p.m.
DEC. 26	at Pittsburgh	1:00 p.m.
JAN. 2	NEW ORLEANS	1:00 p.m.

## DALLAS COWBOYS

SEP. 12	at Washington	1:00 p.m.
SEP. 20	ATLANTA (Mon.)	8:00 p.m.
SEP. 26	OPEN DATE	
OCT. 3	ARIZONA	12:00 p.m.
OCT. 10	at Philadelphia	1:00 p.m.
OCT. 18	at N.Y. Giants (Mon.)	9:00 p.m.
OCT. 24	WASHINGTON	12:00 p.m.
OCT. 31	at Indianapolis	1:00 p.m.
NOV. 8	at Minnesota (Mon.)	8:00 p.m.
NOV. 14	GREEN BAY	3:15 p.m.
NOV. 21	at Arizona	2:15 p.m.
NOV. 25	MIAMI (Thu.)	3:15 p.m.
DEC. 5	at New England	8:20 p.m.
DEC. 12	PHILADELPHIA	12:00 p.m.
DEC. 19	N.Y. JETS	3:15 p.m.
DEC. 24	at New Orleans (Fri.)	2:05 p.m.
JAN. 2	N.Y. GIANTS	3:05 p.m.

## ATLANTA FALCONS

SEP. 12	MINNESOTA	4:15 p.m.
SEP. 20	at Dallas (Mon.)	8:00 p.m.
SEP. 26	at St. Louis	12:00 p.m.
OCT. 3	BALTIMORE	1:00 p.m.
OCT. 10	at New Orleans	12:00 p.m.
OCT. 17	ST. LOUIS	1:00 p.m.
OCT. 25	at Pittsburgh (Mon.)	9:00 p.m.
OCT. 31	CAROLINA	1:00 p.m.
NOV. 7	JACKSONVILLE	1:00 p.m.
NOV. 14	OPEN DATE	
NOV. 21	at Tampa Bay	1:00 p.m.
NOV. 28	at Carolina	8:20 p.m.
DEC. 5	NEW ORLEANS	1:00 p.m.
DEC. 12	at San Francisco	1:15 p.m.
DEC. 19	at Tennessee	12:00 p.m.
DEC. 26	ARIZONA	1:00 p.m.
JAN. 3	SAN FRANCISCO (Mon.)	9:00 p.m.

## CHICAGO BEARS

SEP. 12	KANSAS CITY	12:00 p.m.
SEP. 19	SEATTLE	12:00 p.m.
SEP. 26	at Oakland	1:15 p.m.
OCT. 3	NEW ORLEANS	12:00 p.m.
OCT. 10	at Minnesota	12:00 p.m.
OCT. 17	PHILADELPHIA	12:00 p.m.
OCT. 24	at Tampa Bay	1:00 p.m.
OCT. 31	at Washington	1:00 p.m.
NOV. 7	at Green Bay	12:00 p.m.
NOV. 14	MINNESOTA	12:00 p.m.
NOV. 21	at San Diego	1:15 p.m.
NOV. 25	at Detroit (Thu.)	12:40 p.m.
DEC. 5	GREEN BAY	12:00 p.m.
DEC. 12	OPEN DATE	
DEC. 19	DETROIT	12:00 p.m.
DEC. 26	at St. Louis	12:00 p.m.
JAN. 2	TAMPA BAY	12:00 p.m.

## DETROIT LIONS

SEP. 12	at Seattle	1:15 p.m.
SEP. 19	GREEN BAY	1:00 p.m.
SEP. 26	at Kansas City	12:00 p.m.
OCT. 3	OPEN DATE	
OCT. 10	SAN DIEGO	1:00 p.m.
OCT. 17	MINNESOTA	1:00 p.m.
OCT. 24	at Carolina	1:00 p.m.
OCT. 31	TAMPA BAY	8:20 p.m.
NOV. 7	ST. LOUIS	1:00 p.m.
NOV. 14	at Arizona	2:15 p.m.
NOV. 21	at Green Bay	12:00 p.m.
NOV. 25	CHICAGO (Thu.)	12:40 p.m.
DEC. 5	WASHINGTON	1:00 p.m.
DEC. 12	at Tampa Bay	1:00 p.m.
DEC. 19	at Chicago	12:00 p.m.
DEC. 25	DENVER (Sat.)	4:15 p.m.
JAN. 2	at Minnesota	12:00 p.m.

**GREEN BAY PACKERS**

SEP. 12	OAKLAND	12:00 p.m.
SEP. 19	at Detroit	1:00 p.m.
SEP. 26	MINNESOTA	3:15 p.m.
OCT. 3	OPEN DATE	
OCT. 10	TAMPA BAY	7:20 p.m.
OCT. 17	at Denver	2:15 p.m.
OCT. 24	at San Diego	1:05 p.m.
NOV. 1	SEATTLE (Mon.)	8:00 p.m.
NOV. 7	CHICAGO	12:00 p.m.
NOV. 14	at Dallas	3:15 p.m.
NOV. 21	DETROIT	12:00 p.m.
NOV. 29	at San Francisco (Mon.)	6:00 p.m.
DEC. 5	at Chicago	12:00 p.m.
DEC. 12	CAROLINA	12:00 p.m.
DEC. 20	at Minnesota (Mon.)	8:00 p.m.
DEC. 26	at Tampa Bay	4:15 p.m.
JAN. 2	ARIZONA	12:00 p.m.

**NEW ORLEANS SAINTS**

SEP. 12	CAROLINA	12:00 p.m.
SEP. 19	at San Francisco	1:05 p.m.
SEP. 26	OPEN DATE	
OCT. 3	at Chicago	12:00 p.m.
OCT. 10	ATLANTA	12:00 p.m.
OCT. 17	TENNESSEE	12:00 p.m.
OCT. 24	at N.Y. Giants	1:00 p.m.
OCT. 31	CLEVELAND	12:00 p.m.
NOV. 7	TAMPA BAY	3:05 p.m.
NOV. 14	SAN FRANCISCO	12:00 p.m.
NOV. 21	at Jacksonville	8:20 p.m.
NOV. 28	at St. Louis	12:00 p.m.
DEC. 5	at Atlanta	1:00 p.m.
DEC. 12	ST. LOUIS	12:00 p.m.
DEC. 19	at Baltimore	1:00 p.m.
DEC. 24	DALLAS (Fri.)	2:05 p.m.
JAN. 2	at Carolina	1:00 p.m.

**PHILADELPHIA EAGLES**

SEP. 12	ARIZONA	1:00 p.m.
SEP. 19	TAMPA BAY	1:00 p.m.
SEP. 26	at Buffalo	1:00 p.m.
OCT. 3	at N.Y. Giants	1:00 p.m.
OCT. 10	DALLAS	1:00 p.m.
OCT. 17	at Chicago	12:00 p.m.
OCT. 24	at Miami	1:00 p.m.
OCT. 31	N.Y. GIANTS	1:00 p.m.
NOV. 7	at Carolina	1:00 p.m.
NOV. 14	WASHINGTON	1:00 p.m.
NOV. 21	INDIANAPOLIS	1:00 p.m.
NOV. 28	at Washington	1:00 p.m.
DEC. 5	at Arizona	2:05 p.m.
DEC. 12	at Dallas	12:00 p.m.
DEC. 19	NEW ENGLAND	1:00 p.m.
DEC. 26	OPEN DATE	
JAN. 2	ST. LOUIS	1:00 p.m.

**MINNESOTA VIKINGS**

SEP. 12	at Atlanta	4:15 p.m.
SEP. 19	OAKLAND	12:00 p.m.
SEP. 26	at Green Bay	3:15 p.m.
OCT. 3	TAMPA BAY	12:00 p.m.
OCT. 10	CHICAGO	12:00 p.m.
OCT. 17	at Detroit	1:00 p.m.
OCT. 24	SAN FRANCISCO	12:00 p.m.
OCT. 31	at Denver	2:15 p.m.
NOV. 8	DALLAS (Mon.)	8:00 p.m.
NOV. 14	at Chicago	12:00 p.m.
NOV. 21	OPEN DATE	
NOV. 28	SAN DIEGO	12:00 p.m.
DEC. 6	at Tampa Bay (Mon.)	9:00 p.m.
DEC. 12	at Kansas City	7:20 p.m.
DEC. 20	GREEN BAY (Mon.)	8:00 p.m.
DEC. 26	at N.Y. Giants	1:00 p.m.
JAN. 2	DETROIT	12:00 p.m.

**NEW YORK GIANTS**

SEP. 12	at Tampa Bay	4:15 p.m.
SEP. 19	WASHINGTON	1:00 p.m.
SEP. 26	at New England	8:20 p.m.
OCT. 3	PHILADELPHIA	1:00 p.m.
OCT. 10	at Arizona	1:05 p.m.
OCT. 18	DALLAS (Mon.)	9:00 p.m.
OCT. 24	NEW ORLEANS	1:00 p.m.
OCT. 31	at Philadelphia	1:00 p.m.
NOV. 7	OPEN DATE	
NOV. 14	INDIANAPOLIS	1:00 p.m.
NOV. 21	at Washington	4:15 p.m.
NOV. 28	ARIZONA	1:00 p.m.
DEC. 5	N.Y. JETS	1:00 p.m.
DEC. 12	at Buffalo	1:00 p.m.
DEC. 19	at St. Louis	12:00 p.m.
DEC. 26	MINNESOTA	1:00 p.m.
JAN. 2	at Dallas	3:05 p.m.

**ST. LOUIS RAMS**

SEP. 12	BALTIMORE	12:00 p.m.
SEP. 19	OPEN DATE	
SEP. 26	ATLANTA	12:00 p.m.
OCT. 3	at Cincinnati	1:00 p.m.
OCT. 10	SAN FRANCISCO	12:00 p.m.
OCT. 17	at Atlanta	1:00 p.m.
OCT. 24	CLEVELAND	12:00 p.m.
OCT. 31	at Tennessee	12:00 p.m.
NOV. 7	at Detroit	1:00 p.m.
NOV. 14	CAROLINA	12:00 p.m.
NOV. 21	at San Francisco	1:15 p.m.
NOV. 28	NEW ORLEANS	12:00 p.m.
DEC. 5	at Carolina	1:00 p.m.
DEC. 12	at New Orleans	12:00 p.m.
DEC. 19	N.Y. GIANTS	12:00 p.m.
DEC. 26	CHICAGO	12:00 p.m.
JAN. 2	at Philadelphia	1:00 p.m.

**SAN FRANCISCO 49ERS**

SEP. 12	at Jacksonville	4:15 p.m.
SEP. 19	NEW ORLEANS	1:05 p.m.
SEP. 27	at Arizona (Mon.)	6:00 p.m.
OCT. 3	TENNESSEE	1:15 p.m.
OCT. 10	at St. Louis	12:00 p.m.
OCT. 17	CAROLINA	1:15 p.m.
OCT. 24	at Minnesota	12:00 p.m.
OCT. 31	OPEN DATE	
NOV. 7	PITTSBURGH	1:15 p.m.
NOV. 14	at New Orleans	12:00 p.m.
NOV. 21	ST. LOUIS	1:15 p.m.
NOV. 29	GREEN BAY (Mon.)	6:00 p.m.
DEC. 5	at Cincinnati	1:00 p.m.
DEC. 12	ATLANTA	1:15 p.m.
DEC. 18	at Carolina (Sat.)	4:15 p.m.
DEC. 26	WASHINGTON	5:20 p.m.
JAN. 3	at Atlanta (Mon.)	9:00 p.m.

**WASHINGTON REDSKINS**

SEP. 12	DALLAS	1:00 p.m.
SEP. 19	at N.Y. Giants	1:00 p.m.
SEP. 26	at N.Y. Jets	1:00 p.m.
OCT. 3	CAROLINA	4:05 p.m.
OCT. 10	OPEN DATE	
OCT. 17	at Arizona	5:20 p.m.
OCT. 24	at Dallas	12:00 p.m.
OCT. 31	CHICAGO	1:00 p.m.
NOV. 7	BUFFALO	1:00 p.m.
NOV. 14	at Philadelphia	1:00 p.m.
NOV. 21	N.Y. GIANTS	4:15 p.m.
NOV. 28	PHILADELPHIA	1:00 p.m.
DEC. 5	at Detroit	1:00 p.m.
DEC. 12	ARIZONA	1:00 p.m.
DEC. 19	at Indianapolis	1:00 p.m.
DEC. 26	at San Francisco	5:20 p.m.
JAN. 2	MIAMI	4:15 p.m.

**TAMPA BAY BUCCANEERS**

SEP. 12	N.Y. GIANTS	4:15 p.m.
SEP. 19	at Philadelphia	1:00 p.m.
SEP. 26	DENVER	1:00 p.m.
OCT. 3	at Minnesota	12:00 p.m.
OCT. 10	at Green Bay	7:20 p.m.
OCT. 17	OPEN DATE	
OCT. 24	CHICAGO	1:00 p.m.
OCT. 31	at Detroit	8:20 p.m.
NOV. 7	at New Orleans	3:05 p.m.
NOV. 14	KANSAS CITY	1:00 p.m.
NOV. 21	ATLANTA	1:00 p.m.
NOV. 28	at Seattle	1:05 p.m.
DEC. 6	MINNESOTA (Mon.)	9:00 p.m.
DEC. 12	DETROIT	1:00 p.m.
DEC. 19	at Oakland	1:05 p.m.
DEC. 26	GREEN BAY	4:15 p.m.
JAN. 2	at Chicago	12:00 p.m.

**RED ZONE ALERT**

San Francisco led the NFL in red zone efficiency with a 64.7 touchdown percentage in 1998. The 49ers scored 261 points, including 33 touchdowns and 11 field goals in 51 red zone possessions. San Francisco tied (with Minnesota) for second in red zone touchdowns. Denver had 40 touchdowns in 63 red zone possessions.



## 1999 AFC TEAM SCHEDULES

(All times local. All games Sunday unless otherwise noted.)

### BALTIMORE RAVENS

SEP. 12	at St. Louis	12:00 p.m.
SEP. 19	PITTSBURGH	1:00 p.m.
SEP. 26	CLEVELAND	1:00 p.m.
OCT. 3	at Atlanta	1:00 p.m.
OCT. 10	at Tennessee	3:15 p.m.
OCT. 17	OPEN DATE	
OCT. 21	KANSAS CITY (Thu.)	8:20 p.m.
OCT. 31	BUFFALO	1:00 p.m.
NOV. 7	at Cleveland	1:00 p.m.
NOV. 14	at Jacksonville	4:05 p.m.
NOV. 21	at Cincinnati	4:05 p.m.
NOV. 28	JACKSONVILLE	1:00 p.m.
DEC. 5	TENNESSEE	1:00 p.m.
DEC. 12	at Pittsburgh	1:00 p.m.
DEC. 19	NEW ORLEANS	1:00 p.m.
DEC. 26	CINCINNATI	1:00 p.m.
JAN. 2	at New England	1:00 p.m.

### CINCINNATI BENGALS

SEP. 12	at Tennessee	12:00 p.m.
SEP. 19	SAN DIEGO	1:00 p.m.
SEP. 26	at Carolina	1:00 p.m.
OCT. 3	ST. LOUIS	1:00 p.m.
OCT. 10	at Cleveland	1:00 p.m.
OCT. 17	PITTSBURGH	1:00 p.m.
OCT. 24	at Indianapolis	12:00 p.m.
OCT. 31	JACKSONVILLE	1:00 p.m.
NOV. 7	at Seattle	1:15 p.m.
NOV. 14	TENNESSEE	1:00 p.m.
NOV. 21	BALTIMORE	4:05 p.m.
NOV. 28	at Pittsburgh	1:00 p.m.
DEC. 5	SAN FRANCISCO	1:00 p.m.
DEC. 12	CLEVELAND	1:00 p.m.
DEC. 19	OPEN DATE	
DEC. 26	at Baltimore	1:00 p.m.
JAN. 2	at Jacksonville	1:00 p.m.

### DENVER BRONCOS

SEP. 13	MIAMI (Mon.)	7:00 p.m.
SEP. 19	at Kansas City	3:15 p.m.
SEP. 26	at Tampa Bay	1:00 p.m.
OCT. 3	N.Y. JETS	2:15 p.m.
OCT. 10	at Oakland	1:15 p.m.
OCT. 17	GREEN BAY	2:15 p.m.
OCT. 24	at New England	1:00 p.m.
OCT. 31	MINNESOTA	2:15 p.m.
NOV. 7	at San Diego	1:15 p.m.
NOV. 14	at Seattle	5:20 p.m.
NOV. 22	OAKLAND (Mon.)	7:00 p.m.
NOV. 28	OPEN DATE	
DEC. 5	KANSAS CITY	2:15 p.m.
DEC. 13	at Jacksonville (Mon.)	9:00 p.m.
DEC. 19	SEATTLE	2:15 p.m.
DEC. 25	at Detroit (Sat.)	4:15 p.m.
JAN. 2	SAN DIEGO	2:15 p.m.

### BUFFALO BILLS

SEP. 12	at Indianapolis	12:00 p.m.
SEP. 19	N.Y. JETS	8:20 p.m.
SEP. 26	PHILADELPHIA	1:00 p.m.
OCT. 4	at Miami (Mon.)	9:00 p.m.
OCT. 10	PITTSBURGH	1:00 p.m.
OCT. 17	OAKLAND	1:00 p.m.
OCT. 24	at Seattle	1:15 p.m.
OCT. 31	at Baltimore	1:00 p.m.
NOV. 7	at Washington	1:00 p.m.
NOV. 14	MIAMI	1:00 p.m.
NOV. 21	at N.Y. Jets	1:00 p.m.
NOV. 28	NEW ENGLAND	1:00 p.m.
DEC. 5	OPEN DATE	
DEC. 12	N.Y. GIANTS	1:00 p.m.
DEC. 19	at Arizona	6:20 p.m.
DEC. 26	at New England	1:00 p.m.
JAN. 2	INDIANAPOLIS	1:00 p.m.

### CLEVELAND BROWNS

SEP. 12	PITTSBURGH	8:20 p.m.
SEP. 19	at Tennessee	3:15 p.m.
SEP. 26	at Baltimore	1:00 p.m.
OCT. 3	NEW ENGLAND	1:00 p.m.
OCT. 10	CINCINNATI	1:00 p.m.
OCT. 17	at Jacksonville	1:00 p.m.
OCT. 24	at St. Louis	12:00 p.m.
OCT. 31	at New Orleans	12:00 p.m.
NOV. 7	BALTIMORE	1:00 p.m.
NOV. 14	at Pittsburgh	1:00 p.m.
NOV. 21	CAROLINA	1:00 p.m.
NOV. 28	TENNESSEE	1:00 p.m.
DEC. 5	at San Diego	1:15 p.m.
DEC. 12	at Cincinnati	1:00 p.m.
DEC. 19	JACKSONVILLE	1:00 p.m.
DEC. 26	INDIANAPOLIS	1:00 p.m.
JAN. 2	OPEN DATE	

### INDIANAPOLIS COLTS

SEP. 12	BUFFALO	12:00 p.m.
SEP. 19	at New England	1:00 p.m.
SEP. 26	at San Diego	1:05 p.m.
OCT. 3	OPEN DATE	
OCT. 10	MIAMI	3:15 p.m.
OCT. 17	at N.Y. Jets	1:00 p.m.
OCT. 24	CINCINNATI	12:00 p.m.
OCT. 31	DALLAS	1:00 p.m.
NOV. 7	KANSAS CITY	1:00 p.m.
NOV. 14	at N.Y. Giants	1:00 p.m.
NOV. 21	at Philadelphia	1:00 p.m.
NOV. 28	N.Y. JETS	4:15 p.m.
DEC. 5	at Miami	1:00 p.m.
DEC. 12	NEW ENGLAND	1:00 p.m.
DEC. 19	WASHINGTON	1:00 p.m.
DEC. 26	at Cleveland	1:00 p.m.
JAN. 2	at Buffalo	1:00 p.m.

**JACKSONVILLE JAGUARS**

SEP. 12	SAN FRANCISCO	4:15 p.m.
SEP. 19	at Carolina	1:00 p.m.
SEP. 26	TENNESSEE	4:05 p.m.
OCT. 3	at Pittsburgh	1:00 p.m.
OCT. 11	at N.Y. Jets (Mon.)	9:00 p.m.
OCT. 17	CLEVELAND	1:00 p.m.
OCT. 24	OPEN DATE	
OCT. 31	at Cincinnati	1:00 p.m.
NOV. 7	at Atlanta	1:00 p.m.
NOV. 14	BALTIMORE	4:05 p.m.
NOV. 21	NEW ORLEANS	8:20 p.m.
NOV. 28	at Baltimore	1:00 p.m.
DEC. 2	PITTSBURGH (Thu.)	8:20 p.m.
DEC. 13	DENVER (Mon.)	9:00 p.m.
DEC. 19	at Cleveland	1:00 p.m.
DEC. 26	at Tennessee	12:00 p.m.
JAN. 2	CINCINNATI	1:00 p.m.

**MIAMI DOLPHINS**

SEP. 13	at Denver (Mon.)	7:00 p.m.
SEP. 19	ARIZONA	1:00 p.m.
SEP. 26	OPEN DATE	
OCT. 4	BUFFALO (Mon.)	9:00 p.m.
OCT. 10	at Indianapolis	3:15 p.m.
OCT. 17	at New England	1:00 p.m.
OCT. 24	PHILADELPHIA	1:00 p.m.
OCT. 31	at Oakland	1:05 p.m.
NOV. 7	TENNESSEE	8:20 p.m.
NOV. 14	at Buffalo	1:00 p.m.
NOV. 21	NEW ENGLAND	1:00 p.m.
NOV. 25	at Dallas (Thu.)	3:15 p.m.
DEC. 5	INDIANAPOLIS	1:00 p.m.
DEC. 12	at N.Y. Jets	4:05 p.m.
DEC. 19	SAN DIEGO	1:00 p.m.
DEC. 27	N.Y. JETS (Mon.)	9:00 p.m.
JAN. 2	at Washington	4:15 p.m.

**NEW YORK JETS**

SEP. 12	NEW ENGLAND	1:00 p.m.
SEP. 19	at Buffalo	8:20 p.m.
SEP. 26	WASHINGTON	1:00 p.m.
OCT. 3	at Denver	2:15 p.m.
OCT. 11	JACKSONVILLE (Mon.)	9:00 p.m.
OCT. 17	INDIANAPOLIS	1:00 p.m.
OCT. 24	at Oakland	1:15 p.m.
OCT. 31	OPEN DATE	
NOV. 7	ARIZONA	1:00 p.m.
NOV. 15	at New England (Mon.)	9:00 p.m.
NOV. 21	BUFFALO	1:00 p.m.
NOV. 28	at Indianapolis	4:15 p.m.
DEC. 5	at N.Y. Giants	1:00 p.m.
DEC. 12	MIAMI	4:05 p.m.
DEC. 19	at Dallas	3:15 p.m.
DEC. 27	at Miami (Mon.)	9:00 p.m.
JAN. 2	SEATTLE	1:00 p.m.

**KANSAS CITY CHIEFS**

SEP. 12	at Chicago	12:00 p.m.
SEP. 19	DENVER	3:15 p.m.
SEP. 26	DETROIT	12:00 p.m.
OCT. 3	at San Diego	1:15 p.m.
OCT. 10	NEW ENGLAND	12:00 p.m.
OCT. 17	OPEN DATE	
OCT. 21	at Baltimore (Thu.)	8:20 p.m.
OCT. 31	SAN DIEGO	12:00 p.m.
NOV. 7	at Indianapolis	1:00 p.m.
NOV. 14	at Tampa Bay	1:00 p.m.
NOV. 21	SEATTLE	12:00 p.m.
NOV. 28	at Oakland	1:15 p.m.
DEC. 5	at Denver	2:15 p.m.
DEC. 12	MINNESOTA	7:20 p.m.
DEC. 18	PITTSBURGH (Sat.)	11:40 a.m.
DEC. 26	at Seattle	1:05 p.m.
JAN. 2	OAKLAND	12:00 p.m.

**NEW ENGLAND PATRIOTS**

SEP. 12	at N.Y. Jets	1:00 p.m.
SEP. 19	INDIANAPOLIS	1:00 p.m.
SEP. 26	N.Y. GIANTS	8:20 p.m.
OCT. 3	at Cleveland	1:00 p.m.
OCT. 10	at Kansas City	12:00 p.m.
OCT. 17	MIAMI	1:00 p.m.
OCT. 24	DENVER	1:00 p.m.
OCT. 31	at Arizona	2:05 p.m.
NOV. 7	OPEN DATE	
NOV. 15	N.Y. JETS (Mon.)	9:00 p.m.
NOV. 21	at Miami	1:00 p.m.
NOV. 28	at Buffalo	1:00 p.m.
DEC. 5	DALLAS	8:20 p.m.
DEC. 12	at Indianapolis	1:00 p.m.
DEC. 19	at Philadelphia	1:00 p.m.
DEC. 26	BUFFALO	1:00 p.m.
JAN. 2	BALTIMORE	1:00 p.m.

**OAKLAND RAIDERS**

SEP. 12	at Green Bay	12:00 p.m.
SEP. 19	at Minnesota	12:00 p.m.
SEP. 26	CHICAGO	1:15 p.m.
OCT. 3	at Seattle	5:20 p.m.
OCT. 10	DENVER	1:15 p.m.
OCT. 17	at Buffalo	1:00 p.m.
OCT. 24	N.Y. JETS	1:15 p.m.
OCT. 31	MIAMI	1:05 p.m.
NOV. 7	OPEN DATE	
NOV. 14	SAN DIEGO	1:05 p.m.
NOV. 22	at Denver (Mon.)	7:00 p.m.
NOV. 28	KANSAS CITY	1:15 p.m.
DEC. 5	SEATTLE	1:15 p.m.
DEC. 9	at Tennessee (Thu.)	7:20 p.m.
DEC. 19	TAMPA BAY	1:05 p.m.
DEC. 26	at San Diego	1:05 p.m.
JAN. 2	at Kansas City	12:00 p.m.

**PITTSBURGH STEELERS**

SEP. 12	at Cleveland	8:20 p.m.
SEP. 19	at Baltimore	1:00 p.m.
SEP. 26	SEATTLE	1:00 p.m.
OCT. 3	JACKSONVILLE	1:00 p.m.
OCT. 10	at Buffalo	1:00 p.m.
OCT. 17	at Cincinnati	1:00 p.m.
OCT. 25	ATLANTA (Mon.)	9:00 p.m.
OCT. 31	OPEN DATE	
NOV. 7	at San Francisco	1:15 p.m.
NOV. 14	CLEVELAND	1:00 p.m.
NOV. 21	at Tennessee	12:00 p.m.
NOV. 28	CINCINNATI	1:00 p.m.
DEC. 2	at Jacksonville (Thu.)	8:20 p.m.
DEC. 12	BALTIMORE	1:00 p.m.
DEC. 18	at Kansas City (Sat.)	11:40 a.m.
DEC. 26	CAROLINA	1:00 p.m.
JAN. 2	TENNESSEE	4:15 p.m.

**SEATTLE SEAHAWKS**

SEP. 12	DETROIT	1:15 p.m.
SEP. 19	at Chicago	12:00 p.m.
SEP. 26	at Pittsburgh	1:00 p.m.
OCT. 3	OAKLAND	5:20 p.m.
OCT. 10	OPEN DATE	
OCT. 17	at San Diego	1:05 p.m.
OCT. 24	BUFFALO	1:15 p.m.
NOV. 1	at Green Bay (Mon.)	8:00 p.m.
NOV. 7	CINCINNATI	1:15 p.m.
NOV. 14	DENVER	5:20 p.m.
NOV. 21	at Kansas City	12:00 p.m.
NOV. 28	TAMPA BAY	1:05 p.m.
DEC. 5	at Oakland	1:15 p.m.
DEC. 12	SAN DIEGO	1:05 p.m.
DEC. 19	at Denver	2:15 p.m.
DEC. 26	KANSAS CITY	1:05 p.m.
JAN. 2	at N.Y. Jets	1:00 p.m.

**SAN DIEGO CHARGERS**

SEP. 12	OPEN DATE	
SEP. 19	at Cincinnati	1:00 p.m.
SEP. 26	INDIANAPOLIS	1:05 p.m.
OCT. 3	KANSAS CITY	1:15 p.m.
OCT. 10	at Detroit	1:00 p.m.
OCT. 17	SEATTLE	1:05 p.m.
OCT. 24	GREEN BAY	1:05 p.m.
OCT. 31	at Kansas City	12:00 p.m.
NOV. 7	DENVER	1:15 p.m.
NOV. 14	at Oakland	1:05 p.m.
NOV. 21	CHICAGO	1:15 p.m.
NOV. 28	at Minnesota	12:00 p.m.
DEC. 5	CLEVELAND	1:15 p.m.
DEC. 12	at Seattle	1:05 p.m.
DEC. 19	at Miami	1:00 p.m.
DEC. 26	OAKLAND	1:05 p.m.
JAN. 2	at Denver	2:15 p.m.

**TENNESSEE TITANS**

SEP. 12	CINCINNATI	12:00 p.m.
SEP. 19	CLEVELAND	3:15 p.m.
SEP. 26	at Jacksonville	4:05 p.m.
OCT. 3	at San Francisco	1:15 p.m.
OCT. 10	BALTIMORE	3:15 p.m.
OCT. 17	at New Orleans	12:00 p.m.
OCT. 24	OPEN DATE	
OCT. 31	ST. LOUIS	12:00 p.m.
NOV. 7	at Miami	8:20 p.m.
NOV. 14	at Cincinnati	1:00 p.m.
NOV. 21	PITTSBURGH	12:00 p.m.
NOV. 28	at Cleveland	1:00 p.m.
DEC. 5	at Baltimore	1:00 p.m.
DEC. 9	OAKLAND (Thu.)	7:20 p.m.
DEC. 19	ATLANTA	12:00 p.m.
DEC. 26	JACKSONVILLE	12:00 p.m.
JAN. 2	at Pittsburgh	4:15 p.m.

**HOT STREAK**

San Francisco has won 17 consecutive games vs. St. Louis. The streak against the Rams is the second longest current winning streak against one opponent in the NFL. Washington has beaten Detroit 18 times in a row.

**HOME WINNING STREAK**

The 49ers have won 17 consecutive regular season home games, marking the longest home winning streak in team history. San Francisco posted 13 consecutive home victories from 1992-93. The 49ers have been the most dominant home team in the 1990s, posting a 60-11 (.845) record at 3Com Park over the last nine seasons.



# 1999 NATIONAL FOOTBALL LEAGUE SCHEDULE

(All Times Local)

**RED ZONE**
**SUNDAY, SEPTEMBER 12**
**WEEK 1**
**FOX-TV National Weekend**

(OPEN DATE: SAN DIEGO)

Arizona at Philadelphia .....	1:00 p.m.
Baltimore at St. Louis .....	12:00 p.m.
Buffalo at Indianapolis .....	12:00 p.m.
Carolina at New Orleans .....	12:00 p.m.
Cincinnati at Tennessee .....	12:00 p.m.
Dallas at Washington .....	1:00 p.m.
Detroit at Seattle .....	1:15 p.m.
Kansas City at Chicago .....	12:00 p.m.
Minnesota at Atlanta .....	4:15 p.m.
New England at New York Jets .....	1:00 p.m.
New York Giants at Tampa Bay .....	4:15 p.m.
Oakland at Green Bay .....	12:00 p.m.
San Francisco at Jacksonville .....	4:15 p.m.
Pittsburgh at Cleveland .....	8:20 p.m.

**MONDAY, SEPTEMBER 13**

Miami at Denver .....	7:00 p.m.
-----------------------	-----------

**SUNDAY, SEPTEMBER 19**
**WEEK 2**
**CBS-TV National Weekend**

(OPEN DATE: ST. LOUIS)

Arizona at Miami .....	1:00 p.m.
Cleveland at Tennessee .....	3:15 p.m.
Denver at Kansas City .....	3:15 p.m.
Green Bay at Detroit .....	1:00 p.m.
Indianapolis at New England .....	1:00 p.m.
Jacksonville at Carolina .....	1:00 p.m.
New Orleans at San Francisco .....	1:05 p.m.
Oakland at Minnesota .....	12:00 p.m.
Pittsburgh at Baltimore .....	1:00 p.m.
San Diego at Cincinnati .....	1:00 p.m.
Seattle at Chicago .....	12:00 p.m.
Tampa Bay at Philadelphia .....	1:00 p.m.
Washington at New York Giants .....	1:00 p.m.
New York Jets at Buffalo .....	8:20 p.m.

**MONDAY, SEPTEMBER 20**

Atlanta at Dallas .....	8:00 p.m.
-------------------------	-----------

**SUNDAY, SEPTEMBER 26**
**WEEK 3**
**FOX-TV National Weekend**

(OPEN DATE: DALLAS, MIAMI, NEW ORLEANS)

Atlanta at St. Louis .....	12:00 p.m.
Chicago at Oakland .....	1:15 p.m.
Cincinnati at Carolina .....	1:00 p.m.
Cleveland at Baltimore .....	1:00 p.m.
Denver at Tampa Bay .....	1:00 p.m.
Detroit at Kansas City .....	12:00 p.m.
Indianapolis at San Diego .....	1:05 p.m.
Minnesota at Green Bay .....	3:15 p.m.
Philadelphia at Buffalo .....	1:00 p.m.
Seattle at Pittsburgh .....	1:00 p.m.
Tennessee at Jacksonville .....	4:05 p.m.
Washington at New York Jets .....	1:00 p.m.
New York Giants at New England .....	8:20 p.m.

**MONDAY, SEPTEMBER 27**

San Francisco at Arizona .....	6:00 p.m.
--------------------------------	-----------

**SUNDAY, OCTOBER 3**
**WEEK 4**
**CBS-TV National Weekend**

(OPEN DATE: DETROIT, GREEN BAY, INDIANAPOLIS)

Arizona at Dallas .....	12:00 p.m.
Baltimore at Atlanta .....	1:00 p.m.
Carolina at Washington .....	4:05 p.m.
Jacksonville at Pittsburgh .....	1:00 p.m.
Kansas City at San Diego .....	1:15 p.m.
New England at Cleveland .....	1:00 p.m.
New Orleans at Chicago .....	12:00 p.m.
New York Jets at Denver .....	2:15 p.m.
Philadelphia at New York Giants .....	1:00 p.m.
St. Louis at Cincinnati .....	1:00 p.m.
Tampa Bay at Minnesota .....	12:00 p.m.
Tennessee at San Francisco .....	1:15 p.m.
Oakland at Seattle .....	5:20 p.m.

**MONDAY, OCTOBER 4**

Buffalo at Miami .....	9:00 p.m.
------------------------	-----------

**SUNDAY, OCTOBER 10**
**WEEK 5**
**CBS-TV National Weekend**

(OPEN DATE: CAROLINA, SEATTLE, WASHINGTON)

Atlanta at New Orleans .....	12:00 p.m.
Baltimore at Tennessee .....	3:15 p.m.
Chicago at Minnesota .....	12:00 p.m.
Cincinnati at Cleveland .....	1:00 p.m.
Dallas at Philadelphia .....	1:00 p.m.
Denver at Oakland .....	1:15 p.m.
Miami at Indianapolis .....	3:15 p.m.
New England at Kansas City .....	12:00 p.m.
New York Giants at Arizona .....	1:05 p.m.
Pittsburgh at Buffalo .....	1:00 p.m.
San Diego at Detroit .....	1:00 p.m.
San Francisco at St. Louis .....	12:00 p.m.
Tampa Bay at Green Bay .....	7:20 p.m.

**MONDAY, OCTOBER 11**

Jacksonville at New York Jets .....	9:00 p.m.
-------------------------------------	-----------

**SUNDAY, OCTOBER 17**
**WEEK 6**
**FOX-TV National Weekend**

(OPEN DATE: BALTIMORE, KANSAS CITY, TAMPA BAY)

Carolina at San Francisco .....	1:15 p.m.
Cleveland at Jacksonville .....	1:00 p.m.
Green Bay at Denver .....	2:15 p.m.
Indianapolis at New York Jets .....	1:00 p.m.
Miami at New England .....	1:00 p.m.
Minnesota at Detroit .....	1:00 p.m.
Oakland at Buffalo .....	1:00 p.m.
Philadelphia at Chicago .....	12:00 p.m.
Pittsburgh at Cincinnati .....	1:00 p.m.
St. Louis at Atlanta .....	1:00 p.m.
Seattle at San Diego .....	1:05 p.m.
Tennessee at New Orleans .....	12:00 p.m.
Washington at Arizona .....	5:20 p.m.

**MONDAY, OCTOBER 18**

Dallas at New York Giants .....	9:00 p.m.
---------------------------------	-----------



**THURSDAY, OCTOBER 21 WEEK 7**

**CBS-TV National Weekend**  
(OPEN DATE: ARIZONA, JACKSONVILLE, TENNESSEE)

Kansas City at Baltimore .....8:20 p.m.

**SUNDAY, OCTOBER 24**

Buffalo at Seattle .....1:15 p.m.  
Chicago at Tampa Bay .....1:00 p.m.  
Cincinnati at Indianapolis .....12:00 p.m.  
Cleveland at St. Louis .....12:00 p.m.  
Denver at New England .....1:00 p.m.  
Detroit at Carolina .....1:00 p.m.  
Green Bay at San Diego .....1:05 p.m.  
New Orleans at New York Giants .....1:00 p.m.  
New York Jets at Oakland .....1:15 p.m.  
Philadelphia at Miami .....1:00 p.m.  
San Francisco at Minnesota .....12:00 p.m.  
Washington at Dallas .....12:00 p.m.

**MONDAY, OCTOBER 25**

Atlanta at Pittsburgh .....9:00 p.m.

**SUNDAY, OCTOBER 31 WEEK 8**

**FOX-TV National Weekend**

(OPEN DATE: NEW YORK JETS, PITTSBURGH, SAN FRANCISCO)

Buffalo at Baltimore .....1:00 p.m.  
Carolina at Atlanta .....1:00 p.m.  
Chicago at Washington .....1:00 p.m.  
Cleveland at New Orleans .....12:00 p.m.  
Dallas at Indianapolis .....1:00 p.m.  
Jacksonville at Cincinnati .....1:00 p.m.  
Miami at Oakland .....1:05 p.m.  
Minnesota at Denver .....2:15 p.m.  
New England at Arizona .....2:05 p.m.  
New York Giants at Philadelphia .....1:00 p.m.  
St. Louis at Tennessee .....12:00 p.m.  
San Diego at Kansas City .....12:00 p.m.  
Tampa Bay at Detroit .....8:20 p.m.

**MONDAY, NOVEMBER 1**

Seattle at Green Bay .....8:00 p.m.

**SUNDAY, NOVEMBER 7 WEEK 9**

**CBS-TV National Weekend**

(OPEN DATE: NEW ENGLAND, NEW YORK GIANTS, OAKLAND)

Arizona at New York Jets .....1:00 p.m.  
Baltimore at Cleveland .....1:00 p.m.  
Buffalo at Washington .....1:00 p.m.  
Chicago at Green Bay .....12:00 p.m.  
Cincinnati at Seattle .....1:15 p.m.  
Denver at San Diego .....1:15 p.m.  
Jacksonville at Atlanta .....1:00 p.m.  
Kansas City at Indianapolis .....1:00 p.m.  
Philadelphia at Carolina .....1:00 p.m.  
Pittsburgh at San Francisco .....1:15 p.m.  
St. Louis at Detroit .....1:00 p.m.  
Tampa Bay at New Orleans .....3:05 p.m.  
Tennessee at Miami .....8:20 p.m.

**MONDAY, NOVEMBER 8**

Dallas at Minnesota .....8:00 p.m.

**SUNDAY, NOVEMBER 14 WEEK 10**

**FOX-TV National Weekend**

(OPEN DATE: ATLANTA)

Baltimore at Jacksonville .....4:05 p.m.  
Carolina at St. Louis .....12:00 p.m.  
Cleveland at Pittsburgh .....1:00 p.m.  
Detroit at Arizona .....2:15 p.m.  
Green Bay at Dallas .....3:15 p.m.  
Indianapolis at New York Giants .....1:00 p.m.  
Kansas City at Tampa Bay .....1:00 p.m.  
Miami at Buffalo .....1:00 p.m.  
Minnesota at Chicago .....12:00 p.m.  
San Diego at Oakland .....1:05 p.m.  
San Francisco at New Orleans .....12:00 p.m.  
Tennessee at Cincinnati .....1:00 p.m.  
Washington at Philadelphia .....1:00 p.m.  
Denver at Seattle .....5:20 p.m.

**MONDAY, NOVEMBER 15**

New York Jets at New England .....9:00 p.m.

**SUNDAY, NOVEMBER 21 WEEK 11**

**FOX-TV National Weekend**

(OPEN DATE: MINNESOTA)

Atlanta at Tampa Bay .....1:00 p.m.  
Baltimore at Cincinnati .....4:05 p.m.  
Buffalo at New York Jets .....1:00 p.m.  
Carolina at Cleveland .....1:00 p.m.  
Chicago at San Diego .....1:15 p.m.  
Dallas at Arizona .....2:15 p.m.  
Detroit at Green Bay .....12:00 p.m.  
Indianapolis at Philadelphia .....1:00 p.m.  
New England at Miami .....1:00 p.m.  
New York Giants at Washington .....4:15 p.m.  
Pittsburgh at Tennessee .....12:00 p.m.  
St. Louis at San Francisco .....1:15 p.m.  
Seattle at Kansas City .....12:00 p.m.  
New Orleans at Jacksonville .....8:20 p.m.

**MONDAY, NOVEMBER 22**

Oakland at Denver .....7:00 p.m.

**THURSDAY, NOVEMBER 25 WEEK 12**

**CBS-TV National Weekend**

(OPEN DATE: DENVER)

Chicago at Detroit .....12:40 p.m.  
Miami at Dallas .....3:15 p.m.

**SUNDAY, NOVEMBER 28**

Arizona at New York Giants .....1:00 p.m.  
Cincinnati at Pittsburgh .....1:00 p.m.  
Jacksonville at Baltimore .....1:00 p.m.  
Kansas City at Oakland .....1:15 p.m.  
New England at Buffalo .....1:00 p.m.  
New Orleans at St. Louis .....12:00 p.m.  
New York Jets at Indianapolis .....4:15 p.m.  
Philadelphia at Washington .....1:00 p.m.  
San Diego at Minnesota .....12:00 p.m.  
Tampa Bay at Seattle .....1:05 p.m.  
Tennessee at Cleveland .....1:00 p.m.  
Atlanta at Carolina .....8:20 p.m.

**MONDAY, NOVEMBER 29**

Green Bay at San Francisco .....6:00 p.m.

**THURSDAY, DECEMBER 2 WEEK 13****CBS-TV National Weekend**

(OPEN DATE: BUFFALO)

Pittsburgh at Jacksonville .....8:20 p.m.

**SUNDAY, DECEMBER 5**

Cleveland at San Diego .....1:15 p.m.

Green Bay at Chicago .....12:00 p.m.

Indianapolis at Miami .....1:00 p.m.

Kansas City at Denver .....2:15 p.m.

New Orleans at Atlanta .....1:00 p.m.

New York Jets at New York Giants .....1:00 p.m.

Philadelphia at Arizona .....2:05 p.m.

St. Louis at Carolina .....1:00 p.m.

San Francisco at Cincinnati .....1:00 p.m.

Seattle at Oakland .....1:15 p.m.

Tennessee at Baltimore .....1:00 p.m.

Washington at Detroit .....1:00 p.m.

Dallas at New England .....8:20 p.m.

**MONDAY, DECEMBER 6**

Minnesota at Tampa Bay .....9:00 p.m.

**THURSDAY, DECEMBER 9 WEEK 14****FOX-TV National Weekend**

(OPEN DATE: CHICAGO)

Oakland at Tennessee .....7:20 p.m.

**SUNDAY, DECEMBER 12**

Arizona at Washington .....1:00 p.m.

Atlanta at San Francisco .....1:15 p.m.

Baltimore at Pittsburgh .....1:00 p.m.

Carolina at Green Bay .....12:00 p.m.

Cleveland at Cincinnati .....1:00 p.m.

Detroit at Tampa Bay .....1:00 p.m.

Miami at New York Jets .....4:05 p.m.

New England at Indianapolis .....1:00 p.m.

New York Giants at Buffalo .....1:00 p.m.

Philadelphia at Dallas .....12:00 p.m.

St. Louis at New Orleans .....12:00 p.m.

San Diego at Seattle .....1:05 p.m.

Minnesota at Kansas City .....7:20 p.m.

**MONDAY, DECEMBER 13**

Denver at Jacksonville .....9:00 p.m.

**SATURDAY, DECEMBER 18 WEEK 15****CBS-TV National Weekend**

(OPEN DATE: CINCINNATI)

Pittsburgh at Kansas City .....11:40 a.m.

San Francisco at Carolina .....4:15 p.m.

**SUNDAY, DECEMBER 19**

Atlanta at Tennessee .....12:00 p.m.

Detroit at Chicago .....12:00 p.m.

Jacksonville at Cleveland .....1:00 p.m.

New England at Philadelphia .....1:00 p.m.

New Orleans at Baltimore .....1:00 p.m.

New York Giants at St. Louis .....12:00 p.m.

New York Jets at Dallas .....3:15 p.m.

San Diego at Miami .....1:00 p.m.

Seattle at Denver .....2:15 p.m.

Tampa Bay at Oakland .....1:05 p.m.

Washington at Indianapolis .....1:00 p.m.

Buffalo at Arizona .....6:20 p.m.

**MONDAY, DECEMBER 20**

Green Bay at Minnesota .....8:00 p.m.

**FRIDAY, DECEMBER 24 WEEK 16****FOX-TV National Weekend**

(OPEN DATE: PHILADELPHIA)

Dallas at New Orleans .....2:05 p.m.

**SATURDAY, DECEMBER 25**

Denver at Detroit .....4:15 p.m.

**SUNDAY, DECEMBER 26**

Arizona at Atlanta .....1:00 p.m.

Buffalo at New England .....1:00 p.m.

Carolina at Pittsburgh .....1:00 p.m.

Chicago at St. Louis .....12:00 p.m.

Cincinnati at Baltimore .....1:00 p.m.

Green Bay at Tampa Bay .....4:15 p.m.

Indianapolis at Cleveland .....1:00 p.m.

Jacksonville at Tennessee .....12:00 p.m.

Kansas City at Seattle .....1:05 p.m.

Minnesota at New York Giants .....1:00 p.m.

Oakland at San Diego .....1:05 p.m.

Washington at San Francisco .....5:20 p.m.

**MONDAY, DECEMBER 27**

New York Jets at Miami .....9:00 p.m.

**SUNDAY, JANUARY 2 WEEK 17****CBS-TV National Weekend**

(OPEN DATE: CLEVELAND)

Arizona at Green Bay .....12:00 p.m.

Baltimore at New England .....1:00 p.m.

Cincinnati at Jacksonville .....1:00 p.m.

Detroit at Minnesota .....12:00 p.m.

Indianapolis at Buffalo .....1:00 p.m.

Miami at Washington .....4:15 p.m.

New Orleans at Carolina .....1:00 p.m.

New York Giants at Dallas .....3:05 p.m.

Oakland at Kansas City .....12:00 p.m.

St. Louis at Philadelphia .....1:00 p.m.

San Diego at Denver .....2:15 p.m.

Seattle at New York Jets .....1:00 p.m.

Tampa Bay at Chicago .....12:00 p.m.

Tennessee at Pittsburgh .....4:15 p.m.

**MONDAY, JANUARY 3**

San Francisco at Atlanta .....9:00 p.m.

**POSTSEASON****Saturday, Jan. 8** AFC and NFC Wild Card Playoffs (ABC)**Sunday, Jan. 9** AFC and NFC Wild Card Playoffs (CBS and FOX)**Saturday, Jan. 15** AFC and NFC Divisional Playoffs (CBS and FOX)**Sunday, Jan. 16** AFC and NFC Divisional Playoffs (CBS and FOX)**Sunday, Jan. 23** AFC and NFC Championship Games (CBS and FOX)**Sunday, Jan. 30** Super Bowl XXXIV at the Georgia Dome in Atlanta (ABC)**Sunday, Feb. 6** AFC-NFC Pro Bowl at Honolulu, Hawaii (ABC)



## 1999 NATIONAL TELEVISION GAMES

### REGULAR SEASON

<b>Sunday, Sep. 12</b>	Minnesota at Atlanta (day, FOX) Pittsburgh at Cleveland (night, ESPN)
<b>Monday, Sep. 13</b>	Miami at Denver (night, ABC)
<b>Sunday, Sep. 19</b>	Denver at Kansas City (day, CBS) New York Jets at Buffalo (night, ESPN)
<b>Monday, Sep. 20</b>	Atlanta at Dallas (night, ABC)
<b>Sunday, Sep. 26</b>	Minnesota at Green Bay (day, FOX) New York Giants at New England (night, ESPN)
<b>Monday, Sep. 27</b>	San Francisco at Arizona (night, ABC)
<b>Sunday, Oct. 3</b>	New York Jets at Denver (day, CBS) Oakland at Seattle (night, ESPN)
<b>Monday, Oct. 4</b>	Buffalo at Miami (night, ABC)
<b>Sunday, Oct. 10</b>	Denver at Oakland (day, CBS) Tampa Bay at Green Bay (night, ESPN)
<b>Monday, Oct. 11</b>	Jacksonville at New York Jets (night, ABC)
<b>Sunday, Oct. 17</b>	Green Bay at Denver (day, FOX) Washington at Arizona (night, ESPN)
<b>Monday, Oct. 18</b>	Dallas at New York Giants (night, ABC)
<b>Thursday, Oct. 21</b>	Kansas City at Baltimore (night, ESPN)
<b>Sunday, Oct. 24</b>	New York Jets at Oakland (day, CBS)
<b>Monday, Oct. 25</b>	Atlanta at Pittsburgh (night, ABC)
<b>Sunday, Oct. 31</b>	Minnesota at Denver (day, FOX) Tampa Bay at Detroit (night, ESPN)
<b>Monday, Nov. 1</b>	Seattle at Green Bay (night, ABC)
<b>Sunday, Nov. 7</b>	Pittsburgh at San Francisco (day, CBS) Tennessee at Miami (night, ESPN)
<b>Monday, Nov. 8</b>	Dallas at Minnesota (night, ABC)
<b>Sunday, Nov. 14</b>	Green Bay at Dallas (day, FOX) Denver at Seattle (night, ESPN)
<b>Monday, Nov. 15</b>	New York Jets at New England (night, ABC)
<b>Sunday, Nov. 21</b>	Dallas at Arizona (day, FOX) New Orleans at Jacksonville (night, ESPN)
<b>Monday, Nov. 22</b>	Oakland at Denver (night, ABC)
<b>Thursday, Nov. 25</b>	Chicago at Detroit (day, FOX) Miami at Dallas (day, CBS)
<b>Sunday, Nov. 28</b>	Kansas City at Oakland (day, CBS) Atlanta at Carolina (night, ESPN)
<b>Monday, Nov. 29</b>	Green Bay at San Francisco (night, ABC)
<b>Thursday, Dec. 2</b>	Pittsburgh at Jacksonville (night, ESPN)
<b>Sunday, Dec. 5</b>	Kansas City at Denver (day, CBS) Dallas at New England (night, ESPN)
<b>Monday, Dec. 6</b>	Minnesota at Tampa Bay (night, ABC)
<b>Thursday, Dec. 9</b>	Oakland at Tennessee (night, ESPN)
<b>Sunday, Dec. 12</b>	Atlanta at San Francisco (day, FOX) Minnesota at Kansas City (night, ESPN)
<b>Monday, Dec. 13</b>	Denver at Jacksonville (night, ABC)
<b>Saturday, Dec. 18</b>	Pittsburgh at Kansas City (day, CBS) San Francisco at Carolina (day, FOX)
<b>Sunday, Dec. 19</b>	New York Jets at Dallas (day, CBS) Buffalo at Arizona (night, ESPN)
<b>Monday, Dec. 20</b>	Green Bay at Minnesota (night, ABC)
<b>Friday, Dec. 24</b>	Dallas at New Orleans (day, FOX)
<b>Saturday, Dec. 25</b>	Denver at Detroit (day, CBS)
<b>Sunday, Dec. 26</b>	Green Bay at Tampa Bay (day, FOX) Washington at San Francisco (night, ESPN)
<b>Monday, Dec. 27</b>	New York Jets at Miami (night, ABC)
<b>Sunday, Jan. 2</b>	San Diego at Denver (day, CBS)
<b>Monday, Jan. 3</b>	San Francisco at Atlanta (night, ABC)



## COLLECTIVE BARGAINING AGREEMENT TERMS

### ACCRUED SEASON

A player receives one accrued season when he is on full pay status for a total of six or more regular season games. This does not include players placed on the Exempt Commissioner Permission List, the Reserve PUP List as a result of a non-football injury, or the practice squad.

### RESTRICTED FREE AGENT

Any veteran player with less than four accrued seasons in a Capped Year is considered a restricted free agent at the expiration of his Player Contract. Any such player is free to negotiate and sign with any team, but is restricted under the terms of the Collective Bargaining Agreement. In order to receive right of first refusal and/or draft choice compensation the prior club must tender the player a qualifying offer on or before the first date of the restricted free agent signing period.

### UNRESTRICTED FREE AGENT

Any player with four or more accrued seasons in a Capped Year becomes an unrestricted free agent at the expiration of his Player Contract. Any such player is completely free to negotiate and sign a Player Contract with any team.

### EXCLUSIVE RIGHTS FREE AGENT

Any player with less than three accrued seasons in a Capped Year whose contract has expired may negotiate or sign a Player Contract only with his prior club, if his prior club tenders the player at least a one-year contract at or above the minimum salary applicable to that player. If the prior club does not make or withdraws the required tender by that date, the player is free to negotiate and sign a contract with any club.

### FRANCHISE PLAYER

Each team is permitted to designate one of its players, who would otherwise be an unrestricted free agent, as a franchise player. The designation restricts the player from negotiating or signing a contract with another club. The designation will remain with that player for the duration of the contract signed. It may be removed by the club at the conclusion of the contract. Franchise players are guaranteed at least a one-year NFL Player Contract for the average of the five largest prior year salaries for players at the position the designated player played the most games the prior league year, or 120% of his prior year salary, whichever is greater.

### TRANSITION PLAYER

Each team is permitted to designate one of its players, who would otherwise be an unrestricted free agent, as a transition player. The player is free to negotiate and sign a player contract with any club, but the designation gives the prior club right of first refusal on any contract the player signs. Transition players are guaranteed at least a one-year NFL Player Contract for the average of the 10 largest prior year salaries for players at the position the designated player played the most games the prior league year, or 120% of his prior year salary, whichever is greater.

### OFFER SHEET

When a restricted free agent receives and agrees to an offer to sign a Player Contract from another NFL club, the player must submit a certificate which contains the principal terms of the contract (offer sheet) to the prior team. The prior club has seven days from the time it receives the offer sheet to exercise or not exercise its right of first refusal.

### PHYSICALLY UNABLE TO PERFORM (PUP)

Players placed on Reserve/Physically Unable to Perform may attend team meetings, but are ineligible for all games and all practice sessions. Players on the PUP list are allowed to begin practicing with the team after the conclusion of the sixth regular season weekend and continuing after the conclusion of the ninth regular season weekend. The practice period is not to exceed 21 days. Any time during that 21-day period, teams are allowed to restore the player to the Reserve/PUP list or to the active roster.



### MINI CAMPS

Each team is allowed to hold one mandatory mini camp for veteran players. If a team hires a new head coach it is allowed to hold two additional voluntary mini camps for veteran players. There is no limitation on the number of mini camps a club may hold for rookie players. Each mini camp can be three days in length and no pads, excluding helmets, are allowed.

### TRAINING CAMP

No veteran player, other than quarterbacks and injured players, will be required to report to a team's official training camp earlier than 15 days prior to the first scheduled preseason game or July 15, whichever is later. The July 15 date does not apply to teams participating in the Hall of Fame Game or any American Bowl game.

### ACTIVE LIST

Each club is allowed to carry no more than 53 players on its active roster during the season. For each regular season game, the active list limit is 45 players per team. If a team carries the full squad limit of 53 players, it has to place eight players on the inactive list prior to each game.

### PRACTICE SQUAD

Each team is allowed to establish a practice squad of no more than five players on the Monday after the final roster cutdown. Players who have served more than one season on the practice squad or have one accrued season of free agent credit are not eligible for the practice squad. A player who gained his one season of accrued free agent credit while being on the Reserve/Injured or Reserve/PUP list for an entire season is eligible for the practice squad.

## STAMP OF APPROVAL

The 49ers have been called "The Team of the 80s" by many publications, but now they are being honored with that moniker by the American public and the U.S. Postal Service. As part of the *Celebrate The Century* stamp and education program, the U.S. Postal service is issuing 15 new commemorative postage stamps, and the 49ers will be among the 1980s memories. In a nationwide ballot, the 49ers received 188,845 votes in the sports category and will appear on the 1980s stamps scheduled to be issued in January 2000. Some of the other 1980s subjects include the fall of the Berlin Wall, Vietnam Veterans Memorial, Video Games, The Cosby Show, Figure Skating and Cabbage Patch Kids.

### 1980s Stamps

Category	Subject
People and Events	Fall of the Berlin Wall Vietnam Veterans Memorial American Hostages Freed
Arts and Entertainment	"E.T. The Extra-Terrestrial" "The Cosby Show" Cats
Sports	Hip-hop Culture Figure Skating San Francisco 49ers
Science and Technology	Personal Computers Compact Disks Cable TV
Lifestyle	Space Shuttle Program Video Games Cabbage Patch Kids



## MEDIA SERVICES

**Interview Requests:** All interview requests for 49ers players, coaches or members of the administration should be made through the 49ers public relations department. Head coach Steve Mariucci will hold his weekly press luncheon during the season, Monday at noon. He will be available to the media after practice Wednesday, Thursday and Friday, and following each game throughout the season. The locker room will be open for player interviews Wednesday and Thursday from 12:30-1:00, and after practice Monday, Friday and Saturday.

**Credential Requests:** All home game credential requests must be submitted in writing on letterhead to Kirk Reynolds or Darla Maeda no later than Tuesday before the requested game. Media members applying for credentials must call the 49ers public relations department beginning Thursday after 10:00 a.m. to verify approval. Credentials will be left at Press Will Call Gate A on game day, unless other arrangements are made.

**Practice Policy:** 49ers practices are open to local media only. Visiting and national media will not be permitted to attend practice. Photographers will be allowed to shoot up to and including stretching exercises.

**Key Phone Numbers:** 49ers Public Relations Department - (408) 562-4933  
49ers Public Relations Fax - (408) 727-2760

## TRAINING CAMP

The University of the Pacific became the seventh summer training camp home for the San Francisco 49ers in 1998. Located on 175 acres next to the Calaveras River in Stockton, CA, the campus provides players and coaches all the necessary elements to prepare for the upcoming season.

**Location:** University of the Pacific  
3601 Pacific Avenue  
Stockton, CA 95211

**Camp Dates:** July 26 through August 17


**Reporting Dates:** Rookies, free agents, and selected veterans report July 26.  
Veterans report July 29.

**Camp Facts:** The San Francisco 49ers will open training camp when rookies and selected veterans report to Stockton, CA Monday, July 26, 1999. The 49ers spent 17 years (1981-97) at Sierra College in Rocklin, CA before making the move to the University of the Pacific last year. The 17-year Rocklin stint tops the 13-year stay (1955-67) at St. Mary's College in Moraga, CA as the longest training camp visit in team history. San Francisco has trained at Menlo College (1946-54), UC Santa Barbara (1968-75), San Jose State (1976-78) and Santa Clara (1979-80).

**UOP Facts:** Founded in 1851 as the first chartered university in California, the University of the Pacific is comprised of 11 schools and colleges on three campuses. Two specialty schools, UOP's School of Dentistry in San Francisco and the McGeorge School of Law in Sacramento, complement the main campus in Stockton. Pacific provides its 6,000 students 80 major fields to choose from and an average class size of under 30. The main campus features the central liberal arts division, schools of music, engineering, education, pharmacy, business and public administration, international studies, a graduate school and University College, which is designed specifically for adult re-entry students.

**Stockton Facts:** The Stockton metropolitan area has a population of over 230,000. It is surrounded by over 1,000 miles of waterways, making it the largest inland seaport in California.

**Web Site:** [www.sf49erscamp.com](http://www.sf49erscamp.com)



## COMMUNITY OUTREACH

TM © 1993 SF 49ers



For information contact:

Lisa M. DeBartolo • San Francisco 49ers Foundation  
4949 Centennial Blvd., Santa Clara, CA 95054  
(408) 562-4949

**SPORTMART**



*adidas Sideline Polo*

# WEAR THIS AND YOU MAY BE ASKED TO FILL IN.

It's what the coaches wear. It's the official performance apparel brand of the San Francisco 49ers. It's all authentic and identical to what the 49er coaches put on before practice and game day. You can wear this or you can wear something ordinary. It's your call.

©1999 adidas America Inc. The THREE STRIPES is a registered trademark of adidas - Salomon AG.

**adidas**