

# San Francisco 49ers Media Guide





## 2000 Preseason Schedule

Date	Opponent	Local Time	(Pacific)	Network
Monday, July 31	vs. New England*	8:00 p.m.	(5:00 p.m.)	ABC
Saturday, August 5	vs. San Diego	6:00 p.m.		KPIX
Sunday, August 13	@ Kansas City	7:30 p.m.	(5:30 p.m.)	KPIX
Saturday, August 19	@ Seattle	8:00 p.m.		KPIX
Friday, August 25	vs. Denver	6:00 p.m.		KPIX

## 2000 Regular Season Schedule

Date	Opponent	Local Time	(Pacific)	Network
Sunday, September 3	@ Atlanta	1:00 p.m.	(10:00 a.m.)	FOX
Sunday, September 10	vs. Carolina	1:15 p.m.		FOX
Sunday, September 17	@ St. Louis	12:00 p.m.	(10:00 a.m.)	FOX
Sunday, September 24	@ Dallas	12:00 p.m.	(10:00 a.m.)	FOX
Sunday, October 1	vs. Arizona	1:15 p.m.		FOX
Sunday, October 8	vs. Oakland	1:15 p.m.		CBS
Sunday, October 15	@ Green Bay	3:15 p.m.	(1:15 p.m.)	FOX
Sunday, October 22	@ Carolina	1:00 p.m.	(10:00 a.m.)	FOX
Sunday, October 29	vs. St. Louis	1:05 p.m.		FOX
Sunday, November 5	@ New Orleans	12:00 p.m.	(10:00 a.m.)	FOX
Sunday, November 12	vs. Kansas City	1:05 p.m.		CBS
Sunday, November 19	vs. Atlanta	1:15 p.m.		FOX
Sunday, November 26	BYE			
Sunday, December 3	@ San Diego	1:05 p.m.		FOX
Sunday, December 10	vs. New Orleans	1:15 p.m.		FOX
Sunday, December 17	vs. Chicago	1:05 p.m.		FOX
Saturday, December 23	@ Denver	2:15 p.m.	(1:15 p.m.)	FOX

\* Hall of Fame Game Canton, OH

## 2000 SAN FRANCISCO 49ERS MEDIA GUIDE

### CREDITS

Editors .....	Tom Hastings, Kirk Reynolds
Editorial Assistance .....	Darla Maeda, Kristin Johnson, Chad Steele, Elias Sports Bureau, Donn Sinn
Photography .....	Jeff Bayer, Bill Fox, Terrell Lloyd, Michael Zagaris
Composition and Layout .....	Brenda Breyley
Cover Design .....	Gordon/Sterling, Santa Barbara, CA
Printing .....	The Herald Printing Co., New Washington, OH

**ON THE COVER:** 49ers defensive tackle Bryant Young whose 1999 honors included a Pro Bowl selection, being named the *Associated Press* Comeback Player of the Year and being voted by his teammates the recipient of the Len Eshmont Award for the second consecutive season. (Photos courtesy of Michael Zagaris and Bill Fox.)



More publications available at:

[www.retroseasons.com/library/](http://www.retroseasons.com/library/)



## In Memoriam



*Bobb McKittrick*

*December 29, 1935 - March 15, 2000*


*5-Time Super Bowl Champion*



## 49ERS CLASS OF 2000

On July 29, the San Francisco 49ers will celebrate something no other NFL team has in 35 years. Not since the Chicago Bears in 1965 has a team had three players inducted into the Hall of Fame in the same year. Taking their rightful place amongst the most respected players in the history of the game will be Joe Montana, Ronnie Lott and Dave Wilcox.

The trio amassed some amazing numbers during their 35 total years of service with the 49ers, including a combined record of 217-144-9, 17 postseason wins, nine NFC Championship Games, eight Super Bowl Championships, 23 Pro Bowls and 23 All-Pro selections.



### JOE MONTANA

In the 1979 NFL Draft, three quarterbacks were taken ahead of Montana (Jack Thompson, third overall, Phil Simms, seventh, and Steve Fuller 23rd), who was not selected until the third round with the 82nd selection overall. Montana, a four-time Super Bowl Champion and three-time Super Bowl MVP with the 49ers, is arguably one of the best quarterbacks to play the game of football.

During his 16-year career, he amassed 40,551 passing yards, which ranks him fourth all-time, and 273 touchdowns. He is second all-time, to Steve Young, in career passer rating (92.3) and completion percentage (63.2). He has passed for 3,000 yards in a season a total of eight times to rank fourth all-time behind Dan Marino (13), John Elway (12) and Warren Moon (9).

Montana had a 15-8 mark as a starter in the postseason, directing his team to the playoffs 12 times, and finished his career with a 117-47 record as a regular

season starter. He boasts a 95.3 career passer rating in 23 postseason games and holds career NFL postseason records in completions (460), attempts (734), yards (5,772), touchdowns (45) and 300-yard passing games (6). In four Super Bowls he attempted 122 passes and never threw an interception.

Montana is one of the most decorated players in NFL history, with back-to-back NFL MVP awards in 1989 and 1990, in addition to earning three Super Bowl MVPs. He also was named *Sports Illustrated's* Sportsman-of-the-Year in 1990. He was named All-Pro eight times in his career. *Football News* decorated him with the NFL MVP in 1984 and the NFC MVP in 1989. In addition, in 1989, Montana's fourth and final Super Bowl year, he was named as the NFL Player-of-the-Year, NFL Offensive Player-of-the-Year and the NFC Offensive Player-of-the-Year. He also was named the 49ers' Miller Lite NFL Man-of-the-Year in 1984, and the Miller Lite NFL Player-of-the-Year in 1989 and 1990.

Montana orchestrated 31 fourth quarter comebacks during his career, including 26 with the 49ers. Two of his most famous were "The Catch" by Dwight Clark in the 1981 NFC Championship Game against Dallas, and "The Drive" in Super Bowl XXIII vs. Cincinnati. The drive, which started with 3:20 remaining in the game, was 11 plays long and was capped by a touchdown pass to John Taylor with 34 seconds remaining to give the 49ers a 20-16 victory and another Super Bowl Championship.



## RONNIE LOTT

A 14-year veteran of the NFL, Lott is known as one of the most feared and ferocious hitters in league history. Owner of four Super Bowl rings, Lott holds the NFL Record for postseason interceptions with nine. He also holds 49ers team records in career interceptions (51), interceptions in a season (10), career interception yards (643) and interceptions returned for a touchdown (5). Lott was a member of three different NFL clubs, the 49ers (1981-90), the Raiders (1991-92) and the Jets (1993-94).

Lott, a 10-time Pro Bowler, played three different positions in his career (CB, FS and SS) and is the only player in the NFL's modern era to earn First Team All-Pro honors at the three different positions. He also has more consensus All-Pro selections than any other member of the Class of 2000, with six and was a First Team All-Pro choice 10 times. Between his First

Team, Second Team and Honorable Mentions, Lott was an All-Pro in 13 of his 14 seasons. The only season he wasn't named was 1985 when he switched from cornerback to safety.

Lott, who was named to the NFL's 75th Anniversary Team, 1980s All-Decade Team and the Super Bowl Silver Anniversary Team, in his rookie year tied a rookie record, running back three interceptions for touchdowns. Surprisingly enough, Lott, who ranks fifth all-time with 63 interceptions, only led the league in interceptions twice (1986 with SF and 1991 with LA).

Lott was the first choice of the 49ers in the 1981 draft, the eighth selection overall. In his 14 seasons, he posted 1,161 tackles, 16 forced fumbles, 14 fumble recoveries and 8.5 sacks.



## DAVE WILCOX

At each season's end, the 49ers coaches would grade all positions and assign them a score. The maximum score for linebacker was 750. In 1973, Wilcox posted 104 tackles, three for a loss, two interceptions, four forced fumbles and one fumble recovery. His final score for the season was 1,360. That season Wilcox was an All-Pro and a member of the NFC Pro Bowl squad.

Considered to be one of the finest outside linebackers to play the game, Dave Wilcox, this year's Senior Committee selection, was nicknamed "The Intimidator" by coaches and players because of his hard-nosed, hard hitting playing style. In his 11-year career with San Francisco, Wilcox earned seven Pro Bowl nominations and was a seven-time All-Pro selection. Wilcox also won the team's Len Eshmont Award in 1967, which is given annually to the 49ers player who best exemplifies the inspirational and

courageous play of Len Eshmont, a member of the original 1946 49ers squad. Wilcox finished his career with the 49ers with 14 interceptions for 149 yards and one touchdown. He also notched 12 fumble recoveries for 48 yards and one touchdown in his career.

When Dick Butkus, whom most consider one of the best linebackers ever, was asked if Dave Wilcox belonged in the Hall of Fame, his response was, "Who was better?" Mike Ditka says that Wilcox was "one of the reasons I retired, I couldn't get off the line of scrimmage against him."



CONTENTS

Bobb McKittrick Tribute .....	1
49ers Class of 2000 .....	2-3
<b>49ERS ORGANIZATION .....</b>	<b>5-34</b>
49ers Staff Directory .....	6
Denise DeBartolo York .....	7
Administration .....	8-12
Pronunciation Guide .....	10
DeBartolo Sports Centre .....	13
Team of the 80's .....	14
Community Outreach .....	14
49ers Foundation .....	14-16
Head Coach Steve Mariucci .....	18-20
Coaching Staff .....	21-28
Support Staff .....	29-30
Scouting Staff .....	30-31
Administration/Front Office Staff .....	32-33
<b>PLAYER PROFILES .....</b>	<b>35-152</b>
Veterans .....	36-130
Veteran Free Agents .....	131
Drafted Rookies .....	132-139
Rookie Free Agents .....	140-147
Numerical Roster .....	148-149
Alphabetical Roster .....	150-151
<b>1999 IN REVIEW .....</b>	<b>153-192</b>
Preseason Statistics .....	154-155
Regular Season Statistics .....	156-157
Player Participation Chart .....	158
Game-by-Game Statistics .....	159
Season Highs & Lows .....	160-161
Takeaway/Giveaways .....	162
Inside the 20 .....	163
Superlatives .....	164-165
Game Summaries .....	166-184
49ers Ranked in 1999 .....	185
1999 Team Rankings .....	186
1999 Award Winning 49ers .....	187-188
Steve Young Career Highlights .....	189-192
<b>49ERS RECORDS .....</b>	<b>193-266</b>
Individual Records .....	194-200
Team Records .....	201-211
Opponents Records .....	212
49ers Career Leaders .....	213-214
Home/Away Leaders .....	215-223
Home/Year Records .....	224
49ers NFL Leaders .....	225
49ers Big Days/Long Plays .....	226-228
The Last Time .....	229-230
Career 100/300 Games .....	231
All-Time 1,000 Yard Season .....	232
Postseason .....	233-266
<b>49ERS HISTORY .....</b>	<b>267-366</b>
Team vs. Team Results .....	268-274
Yearly Results .....	276-284
Preseason Results .....	285-287
Playoff History .....	288-289
Offensive & Defensive Ranking .....	289
Historical Highlights .....	290-298
All-Time Coaches .....	299-300
All-Time Roster .....	301-307
All-Time Numerical Roster .....	307-316
Draft History .....	317-328
Trade History .....	329-333
49ers Free Agency .....	334-335
Pro Bowl 49ers .....	336-337
All-Pro 49ers .....	338-341
All Madden .....	342
NFL Award Winners .....	343-344
49ers Hall of Fame .....	345-347
Retired Jersey Numbers .....	348
Winning Tradition .....	349
49ers Starters .....	350-355
Overtime Games .....	356-361
49ers Primetime .....	362-363
Year-by-Year Statistics .....	364-365
<b>THE RED ZONE .....</b>	<b>367-392</b>
What to Look For in 2000 .....	368-369
49ers Stadiums .....	370-373
Fingertip Information .....	372
Radio Network .....	374
Medical Glossary .....	375-379
NFC Schedule .....	380-382
AFC Schedule .....	383-385
National Football League Schedule .....	386-388
National Television Games .....	389
CBA Terms .....	390-391
Media Services .....	392
Training Camp .....	392

INDEX

1999 Award Winning 49ers .....	187-188
1999 In Review .....	153-192
1999 Team Rankings .....	186
49ers Big Days/Long Plays .....	226-228
49ers Career Leaders .....	213-214
49ers Class of 2000 .....	2-3
49ers Foundation .....	14-16
49ers Free Agency .....	334-335
49ers Hall of Fame .....	345-347
49ers History .....	267-366
49ers NFL Leaders .....	225
49ers Organization .....	5-34
49ers Primetime .....	362-363
49ers Ranked in 1999 .....	185
49ers Records .....	193-266
49ers Stadiums .....	370-373
49ers Staff Directory .....	6
49ers Starters .....	350-355
49ers Yearly Leaders .....	215-223
Administration .....	8-12
Administration/Front Office Staff .....	32-33
AFC Schedule .....	383-385
All Madden .....	342
All-Pro 49ers .....	338-341
All-Time 1,000 Yard Season .....	232
All-Time Coaches .....	299-300
All-Time Numerical Roster .....	307-316
All-Time Roster .....	301-307
Alphabetical Roster .....	150-151
Bob McKittrick Tribute .....	1
Career 100/300 Games .....	231
CBA Terms .....	390-391
Coaching Staff .....	21-28
Community Outreach .....	14
DeBartolo Sports Centre .....	13
DeBartolo York, Denise .....	7
Draft History .....	317-328
Drafted Rookies .....	132-139
Fingertip Information .....	372
Game-by-Game Statistics .....	159
Game Summaries .....	166-184
Historical Highlights .....	290-298
Home/Away Records .....	224
Individual Records .....	194-200
Inside the 20 .....	163
Last Time (The) .....	229-230
Mariucci, Steve (Head Coach) .....	18-20
Media Services .....	392
Medical Glossary .....	375-379
National Football League Schedule .....	386-388
National Television Games .....	389
NFC Schedule .....	380-382
NFL Award Winners .....	343-344
Numerical Roster .....	148-149
Offense & Defense Ranking .....	289
Opponents Records .....	212
Overtime Games .....	356-361
Player Participation Chart .....	158
Player Profiles .....	35-152
Playoff History .....	288-289
Preseason Results .....	285-287
Preseason Statistics .....	154-155
Pro Bowl 49ers .....	336-337
Pronunciation Guide (Staff) .....	10
Radio Network .....	374
Red Zone (The) .....	367-392
Regular Season Statistics .....	156-157
Retired Jersey Numbers .....	348
Rookie Free Agents .....	140-147
Season Highs & Lows .....	160-161
Scouting Staff .....	30-31
Superlatives .....	164-165
Support Staff .....	29-30
Takeaway/Giveaways .....	162
Team of the 80's .....	14
Team Records .....	201-211
Team vs. Team Results .....	268-274
Trade History .....	329-333
Training Camp .....	392
Veteran Free Agents .....	131
Veterans .....	36-130
What to Look For in 2000 .....	368-369
Winning Tradition .....	349
Year-by-Year Statistics .....	364-365
Yearly Results .....	276-284
Young, Steve, Career Highlights .....	189-192

# ORGANIZATION





**OFFICE ADDRESS**

4949 Centennial Boulevard  
Santa Clara, CA 95054-1229  
408/562-4949

**TICKET/SUITES OFFICES**

3Com Park  
Room 398  
San Francisco, CA 94124  
415/656-4900 (tickets)  
415/656-4949 (suites)

49ers on the internet: <http://www.sf49ers.com>

NFL on the internet: <http://www.nfl.com>

# San Francisco 49ers Directory

**Ownership**

Denise DeBartolo York.....Owner  
Franklin Mieuli.....Limited Partner  
Richard Morabito.....Limited Partner

**Management**

John York.....Vice President  
Bill Walsh.....Vice President/General Manager  
Keith Lenhart.....Vice President/Chief Financial Officer  
John McVay.....VP/Director of Football Operations  
Terry Donahue.....Dir. of Player Personnel/Assistant G.M.  
Bill McPherson.....Director of Pro Personnel

**Administration**

Lynn Carozzi.....Ticket Manager  
Murlan "Mo" Fowell.....Director of Stadium Operations  
Melrene Frear.....Controller  
Alex Ignacio.....Director of Information Systems  
Rodney Knox.....Director of Communications/Marketing  
Kevin Lartigue.....Equipment Manager  
R.C. Owens.....Executive Assistant/Alumni Coordinator  
Keith Reynolds.....Director of Public Relations  
Robert Yanagi.....Video Operations Director

**Coaching Staff**

Steve Mariucci.....Head Coach  
Jerry Attaway.....Physical Development Coordinator  
Mike Barnes.....Strength Development Coordinator  
Joe Barry.....Defensive Quality Control  
Tom Batta.....Tight Ends  
Chris Beake.....Defensive Assistant  
Dwayne Board.....Defensive Line  
Bruce DeHaven.....Special Teams  
Greg Knapp.....Quarterbacks  
Brett Maxie.....Assistant Secondary  
Jim Mora.....Defensive Coordinator  
Marty Mornhinweg.....Offensive Coordinator  
Patrick Morris.....Offensive Line  
Tom Rathman.....Running Backs  
Richard Smith.....Linebackers  
George Stewart.....Wide Receivers  
Andy Sugarman.....Offensive Assistant

**Scouting**

Jim Abrams.....Northeast Region  
John Brunner.....Midwest Region  
Brian Gardner.....West Region  
Jim Gruden.....Southeast Region  
Oscar Lofton.....Southeast Region

**Medical Staff**

Lindsay McLean.....Head Athletic Trainer  
Todd Lazenby.....Assistant Athletic Trainer  
Jeff Tanaka.....Assistant Athletic Trainer  
Michael Dillingham, M.D.....Physician  
James B. Klint, M.D.....Physician  
Robert Bonahoom, DDS.....Dentist

**Front Office Staff**

Donna Barnes.....Ticket Office/Stadium Operations  
Dawn Beres.....Asst. Defensive Coaches/Special Teams  
Gary Burcham.....Maintenance Assistant/Stadium Operations  
Drew Casani.....Administrative Assistant/Player Personnel  
Angela Christiansen.....Executive Assistant/Player Personnel  
Dominic Corsell.....Salary Cap Coordinator  
Harry Edwards, Ph.D.....Special Consultant  
Bert Einsiedl.....Receptionist/Fan Mail  
Sally Fenster.....Payroll Specialist  
Jeff Fontana.....Business Office  
Sandy Fontana.....Business Office  
Fred Formosa.....Director of Security  
Bernadette Garcia.....Stadium Operations  
Richard Genoff.....Sports Turf Manager/Head Groundskeeper  
Fred Gualco.....Security Coordinator  
Tom Hastings.....Communications Manager  
Nikki Hawkins.....Marketing Coordinator  
Hilary Heuermann.....Executive Assistant/Football Operations  
Sean Howard.....Pro Personnel Assistant  
Cindy Jensen.....Public & Community Relations Assistant  
Kristin Johnson.....Public Relations Assistant  
Anthony Lozano.....Facilities Manager  
Darla Maeda.....Public & Community Relations Coordinator  
Willie McNeil.....Security  
Jim Mercurio.....Asst. Director Stadium Operations  
Dario Montenegro.....Security  
Carri Parham.....Receptionist/Highlight Tapes  
Ben Parks Jr.....Security  
Nick Pettit.....Assistant Equipment Manager  
Michelle Quattrin.....Executive Assistant/Head Coach  
Dave Rahn.....Coordinator of Travel & Team Services  
Eduardo Sandoval.....Housekeeping  
Miguel Sandoval.....Housekeeping  
Raul Sandoval.....Maintenance  
Michele Sharp.....Business Office  
Donn Sinn.....Historian  
Ted Staryk.....College Personnel Assistant  
Chad Steele.....Public Relations Assistant  
Gail Tobriner.....Assistant Ticket Manager  
Keena Turner.....Player Relations  
Steve Urbanik.....Assistant Equipment Manager  
Jimmy Vaughn.....Security  
José Vasquez.....Housekeeping  
Craig Walsh.....Senior Marketing Manager  
Jane Walsh.....Executive Assistant/General Manager  
Debye Wheelchel.....Assistant Controller  
Virginia Whittaker.....Business Office  
Mike Williams.....Draft Room Coordinator  
Jim Wyatt.....Stadium Operations  
Keith Yanagi.....Video Operations Assistant  
Michael Zagaris.....Team Photographer



## Denise DeBartolo York

### OWNER



With more than 20 years experience in the field of management and real estate development, Denise DeBartolo York serves as chairman of The Edward J. DeBartolo Corporation (EJDC) and oversees the Corporation's portfolio, including the five-time world champion San Francisco 49ers. Headed by Denise, the corporation is ranked 56th in this year's *Working Woman* Top 500 Woman-Owned businesses list.

DeBartolo York, who previously served as Executive Vice President of Personnel and Corporate Marketing/Communications for EJDC, was instrumental in the development of the EJDC's employee programs and communications tools. Based on her accomplishments, she was elevated to the position of Vice Chairman in April 1994. After the death of her father, Edward J. DeBartolo in December 1994, DeBartolo York was named Chairman.

When the Edward J. DeBartolo Corporation owned the Pittsburgh Penguins of the National Hockey League (1981-91), Denise was one of only a few female executives in the league. She was team President when the Penguins won their first Stanley Cup title in 1991. During three seasons as Pittsburgh's President, DeBartolo York helped the Penguins post a 113-106-21 record and qualify for the Stanley Cup playoffs twice. She also was instrumental in allowing the city of Pittsburgh to host the NHL All-Star Game for the first time ever, January 21, 1990. The DeBartolos have been widely recognized as the family that saved hockey in the tri-state area by establishing a championship caliber organization and drafting star players like Mario Lemieux (1984) and Jaromir Jagr (1990).

In addition to her business responsibilities, DeBartolo York gives generously of her resources and time to numerous charitable and community organizations, including the recent development of the DeBartolo Stadium Club at Youngstown State University. As a member of Ursuline Sisters Financial Advisory Board, DeBartolo York assisted them in developing and implementing a massive fundraising drive for the construction of a new preschool, kindergarten and adult education center.

She supports the DeBartolo Family Foundation's intent to utilize grant funds to provide help for the poor, the underprivileged and the needs of children. Additionally, she is committed to the efforts of the 49ers Foundation.

In 1991, she served as the chairperson for MADD (Mothers Against Drunk Driving) Project Red Ribbon Campaign and is currently involved in the Corporation's efforts to support the National Center for Missing and Exploited Children. She was recently recognized for the contribution of three additional classrooms and Library to St. Charles Elementary School in Boardman, Ohio.

DeBartolo York began her career with EJDC after graduating from St. Mary's College at Notre Dame. She and her husband, John York, are the parents of two sons and twin daughters.



## John York

**VICE PRESIDENT, SAN FRANCISCO 49ERS**

**EXECUTIVE VICE PRESIDENT, EDWARD J. DEBARTOLO CORPORATION**



As Executive Vice President for the Edward J. DeBartolo Corporation, John York oversees the day-to-day operations of the Corporation's portfolio and as Vice President of the San Francisco 49ers, the Corporation's largest asset, York's responsibilities include providing oversight between the company's home office in Youngstown, Ohio and the 49ers in San Francisco.

A member of the Board of Directors, York is essential in steering the DeBartolo Corporation's other business responsibilities while maintaining interests in several other ventures, including an investment firm based in Youngstown, OH and a software systems organization in Nashville, TN.

York, a successful entrepreneur with a multi-faceted business background, has a proven record for developing turnkey operations. In 1982, he founded DeYor Laboratories in Youngstown, OH. From three employees, York molded a 500-person operation with facilities in three states. With revenues between \$25 to \$30 million annually, his business was considered among the largest in the Midwest. DeYor Laboratories was sold to Corning, Inc. in 1993.

Bringing this expertise to the DeBartolo Corporation, York assumed the position of Senior Vice President/Director of Racing Operations in December 1994. York successfully instituted programs designed to streamline operations and enhance the overall value of the racing portfolio. He developed the inaugural DeBartolo Racing Challenge in 1997, tying together the Derbies at Thistledown, Remington Park and Louisiana Downs for three-year olds. The single winner of the three DeBartolo races collected a \$1 million bonus. Thistledown in Cleveland, OH and Remington Park in Oklahoma City, OK were sold to Magna International, Inc., in 1999. Seeing the value in the DeBartolo Challenge, Magna will continue this tradition and invited York to sit on their Board of Directors. Since 1995, York has been a director of Equibase, providing statistical racing information to the industry and patrons.

In addition to his business acumen, York is noted for his generous support of youth activities and education. Through contributions of time and resources, he has actively participated in many worthwhile community organizations. He currently serves as Vice President for the Boardman Community Baseball Association, an area baseball league for children ages five through 18. He was instrumental in the construction of "Field of Dreams," a local baseball complex comprised of 20 baseball fields. He participated in local youth basketball programs as a coach and organizer. Supporting local education, York was recognized in 1996 for his generosity and guidance in the renovation of the library at St. Charles Elementary School, as well as the addition of three new classrooms in 1997. In the spring of 1999, York donated a new math and science building at his alma mater Little Rock Catholic High School.

A native of Muskogee, OK, York graduated magna cum laude from the University of Notre Dame in 1971. After receiving his doctorate from Stritch School of Medicine at Loyola University in 1975, York underwent seven years of post-doctorate training at such prominent universities as Loyola of Chicago and Vanderbilt. An accomplished writer and lecturer, York has numerous presentations to his credit. He also belongs to several professional societies, including the American Society of Clinical Pathology, International Academy of Pathology and the American Medical Association.

York and his wife, Denise DeBartolo York, have four children.



# Bill Walsh

## VICE PRESIDENT/GENERAL MANAGER



Bill Walsh, the man who took over a losing San Francisco 49ers team in 1979 and built it into the most successful NFL franchise over the last two decades, returned to the organization to guide it into the next millenium. He was named Vice President/General Manager of the 49ers January 20, 1999. His duties include coordinating all aspects of football operations, including personnel decisions, the college draft and training camp as well as being instrumental in the daily management of the organization.

Under Walsh's direction the 49ers experienced heights of victory never reached prior to his arrival as head coach in 1979. He was appointed the team's General Manager in 1982 and ascended to the role of President in 1985. During this period, Walsh was responsible for all major organizational decisions. During the 10-year tenure (1979-88), Walsh laid the foundation of success that the 49ers have achieved over the last 20 years, including the beginning (1983) of an unprecedented streak of 16 consecutive 10-win seasons.

Walsh was at the helm of one of the greatest success stories in the history of professional sports. In 1979, he took over a team that went 2-14 the previous season and transformed it into a Super Bowl champion in just three seasons. Under Walsh's direction, the 49ers won three Super Bowl titles (1981, '84 and '88), made seven NFC postseason appearances and claimed six NFC West division championships. He was twice named NFL Coach-of-the-Year (1981, 1984) and was later named NFL Coach-of-the-Decade for the 1980s.

Walsh became one of only 14 coaches in the history of professional football to be elected to the Hall of Fame, when he was enshrined in 1993. He compiled a .617 winning percentage with a 102-63-1 career record that included 10 wins in 14 postseason games. He was the first coach in team history to reach the 100-win plateau.

Walsh's first collegiate head coaching job came at Stanford in 1977, where he directed the Cardinal to a 17-7 record and captured wins in the Bluebonnet and Sun Bowls during his two-year tenure. Walsh returned to Stanford in 1992 and promptly led the Cardinal to a 10-3 record that concluded with a New Year's Day win over Penn State in the Blockbuster Bowl. It was the school's first New Year's Day bowl game victory in 21 years. He remained at Stanford through the 1994 season.

In 1994, Walsh was instrumental in the establishment and management of the World League of American Football, now known as NFL Europe. He has continued to serve the league as a consultant and representative in various NFL ventures.

Walsh's impact on the coaching industry is apparent by the rise of former assistants, players and people who have come under his influence, including Dennis Green, Mike Holmgren, Mike Shanahan, Ray Rhodes, Jeff Fisher, Sam Wyche, Rod Dowhower, Bruce Coslet, Sherman Lewis, Brian Billick, Gary Kubiak, George Seifert, Jon Gruden, Paul Hackett, Tom Holmoe, Dwaine Board, Bobb McKittrick, Bill McPherson, Tom Rathman, Harry Sydney and Tom Lovat.

In 1987, Walsh created the Minority Coaching Fellowship program that has produced, among others, Tyrone Willingham, Stanford's current head coach. The NFL later adopted this Fellowship as a league-wide program.

After 10 seasons with San Francisco, Walsh joined NBC Sports in 1989 and teamed with award-winning announcer Dick Enberg for three seasons as the network's top analyst on NFL and Notre Dame telecasts.

Walsh earned a bachelor's degree (1955) and a master's in education (1959) from San Jose State. He is author of two books *Finding the Winning Edge* and *Building a Champion*.

Walsh and his wife, Geri, are the parents of three children: Steve, Craig and Elizabeth.



## Keith Lenhart

### VICE PRESIDENT/CHIEF FINANCIAL OFFICER



With 15 years experience in financial support and management guidance, Keith Lenhart is in his second year as Vice President/Chief Financial Officer for the 49ers. He is responsible for providing ownership oversight for The Edward J. DeBartolo Corporation and Denise DeBartolo York, as well as handling all business operations for the team and providing financial guidance and support to all of the team's football-related activities.

Lenhart was originally appointed Vice President of the 49ers in February 1999 before being named Vice President/CFO in May 1999. In addition to his current role and CPA status, he has established strong leadership credentials that have placed him high among his peers in the executive business community.

Prior to joining The Edward J. DeBartolo Corporation in 1994, and after graduating from Youngstown State University in 1985, Lenhart's professional career began to develop with a command position at Hill, Barth & King CPAs. HBK is a prestigious regional accounting firm with offices in Ohio, Pennsylvania, Florida and Virginia. During his tenure with HBK, he was a primary consultant to The Edward J. DeBartolo Corporation, involved heavily in the financial operations of the corporation, the San Francisco 49ers and the Pittsburgh Penguins of the National Hockey League. In 1991, Lenhart's financial expertise was instrumental in the sale of the Penguins, and he has earned a reputation of decisive management with creative style through his leadership and financial strengths.

Transporting his professional expertise, Lenhart accepted the position of Vice President/Controller with The Edward J. DeBartolo Corporation in 1994. In addition to closing major corporate deals and implementing an improved sophisticated operational accounting system at the Corporation's former three thoroughbred race tracks, he was vital in negotiating and closing the corporation's multi-hundred million dollar debt refinancing in 1998.

Being recognized as an integral part of the day-to-day operations of EJDC, his financial expertise and decision-making abilities merited his involvement in the operational and business aspects of the San Francisco 49ers. Working closely with members of the front office, Lenhart has been instrumental in refining the financial reporting of the 49ers and coordinating an operational and financial exchange between the corporate offices in Ohio and the team offices in California.

In addition to his business responsibilities, Lenhart is a member of the American Institute of CPAs, as well as the Ohio Society of CPAs. Lenhart, born (9-28-63) in Jeanette, PA, is actively involved with the adult education program and the school age children's program at his church. He is married to the former Kathy Paulsen and they are the parents of three children: Zachary (10-1-88), Caitlin (9-28-90), and Abigail (9-24-96).

### PRONUNCIATION GUIDE

DeBartolo

Steve Mariucci

Marty Mornhinweg

DE - BAR - toe - lo

Mary - UCHI

MORN- hen - wig

## John McVay

### VICE PRESIDENT/DIRECTOR OF FOOTBALL OPERATIONS



John McVay is in his second season as Vice President/Director of Football Operations. He is responsible for managing many aspects of football operations, including contract negotiations, preseason scheduling and salary cap management, among many other duties.

McVay spent 17 years (1979-95) with the 49ers with administrative responsibilities including Vice President and General Manager, Director of Player Personnel, Director of Football Operations, Vice President for Football Administration, Administrative Vice President and Assistant to the President. During his tenure, the 49ers claimed five Super Bowl titles. He was named *The Sporting News* NFL Executive-of-the-Year in 1989, following the team's fourth Super Bowl.

He came to the 49ers after three seasons (two and one-half as Head Coach) with the New York Giants (1976-78) and two years as the Head Coach and General Manager of the Memphis Southmen of the World Football League, where his teams were 24-7 during the 1974 and '75 seasons. He retired from the 49ers February 1, 1996 and returned to the team October 20, 1998.

McVay's coaching career included nine years of high school football in Ohio: three years at Lancaster High, one year at Franklin High and five years at Canton Central Catholic High, where he compiled a 41-7 record.

From the prep ranks, he became an assistant on Duffy Daugherty's Michigan State staff (1962-64) before taking over at Dayton prior to joining the WFL. He was Head Coach (1965-73) and Athletic Director (1972-73) at Dayton, where he led the 1966 Flyers to their first winning season (8-2) in 10 years.

Born (1-5-31) in Bellaire, OH and a product of the famous high school football town of Massillon, OH, McVay was an All-Ohio center as a Massillon schoolboy. He was elected to the prestigious Massillon Hall of Fame in 1994.

An All-Midwest selection as a center at Miami University (known nationally as the "Cradle of Coaches") in Oxford, OH, he played for both Woody Hayes and Ara Parseghian. Hayes awarded McVay Miami's last available football scholarship, and John went on to become a team captain for the Redskins. He is a member of that school's athletic Hall of Fame.

McVay's three sons all followed in his collegiate football footsteps. Jim, the Executive Director for college football's Outback Steakhouse Bowl in Tampa, FL, was quarterback/safety at Dayton; John Jr. played safety for Miami; and Tim, who was captain at Indiana, also played safety.

John, and his wife Susan, live in Granite Bay, CA.

## Terry Donahue

### DIRECTOR OF PLAYER PERSONNEL/ASSISTANT G.M.



Terry Donahue is in his second season with the 49ers, handling the responsibilities of Director of Player Personnel and Assistant General Manager. His primary duties include managing the 49ers scouting and draft activities in addition to coordinating the team's pro personnel department. He will continue to work closely with Bill Walsh, John McVay and Steve Mariucci in the handling of the football operations.

Donahue joined the 49ers after spending three years (1996-98) as the lead college football analyst for CBS Sports. Prior to going into broadcasting, Donahue became the winningest coach in Pac 10 history, posting a 151-74-8 (.665) record during a 20-year (1976-95) head coaching career at UCLA.

During his two-decade reign, Donahue built UCLA into one of the top programs in the country. The Bruins finished in the Top 20 12 times and cracked the Top 10 five times under Donahue's direction. He registered a 98-51-5 (.653) conference record and guid-



ed the Bruins to 13 bowl games, including four Rose Bowls, and five Pac 10 championships. The 98 wins are the most in conference history, and he posted a winning record against every Pac 10 opponent. Donahue had an 8-4-1 record in bowl games and is one of only two coaches in NCAA history to win eight consecutive bowl appearances.

UCLA produced 34 first-team All-Americans and had 14 players selected in the first round of the NFL draft during Donahue's tenure.

The Southern California native went to UCLA as a walk-on and started two seasons (1965-66) at defensive tackle. After graduating in 1967, he became defensive line coach at Kansas before returning to UCLA as offensive line coach in 1971. He assumed the head coaching position when Dick Vermeil resigned to coach the Philadelphia Eagles in 1976.

Donahue was a starting linebacker at Notre Dame High in Sherman Oaks, CA. After playing freshman football at San Jose State, he attended L.A. Valley College before enrolling at UCLA, where he earned a bachelor's degree in history in 1967. He later added a master's degree from UCLA in kinesiology in '77.

Terry was born (6-24-44) in Los Angeles, CA. He and his wife, Andrea, have three grown children: Nicole, Michele, and Jennifer.

## Bill McPherson

### DIRECTOR OF PRO PERSONNEL



In 1999, Bill McPherson made the transition from the coaching staff to administration, taking over as the Director of Pro Personnel. McPherson will handle the research of player movement and evaluation of talent in the NFL, as well as assisting with game plan formulation. He retired from coaching following the 1998 season.

McPherson served 20 years (1979-98) as an assistant coach for the 49ers. One of the most respected teachers in the game, his coaching capacities included assistant head coach, linebackers coach, defensive line coach, defensive coordinator, and defensive assistant.

A defensive tackle at Santa Clara in the early '50s, McPherson began coaching in 1956 at his high school alma mater, San Jose's Bellarmine Prep (1956-62), following U.S. Army service in Korea.

He later was the defensive coordinator and defensive line coach at Santa Clara for 12 years (1963-74) before moving to UCLA as defensive line coach (1975-77).

At UCLA, he worked with Dick Vermeil, whom he later joined as an assistant with the Philadelphia Eagles (1978) as linebackers coach for one year before joining the 49ers in 1979.

"Mac" was inducted into Santa Clara's Athletic Hall of Fame as a player and coach (1984) and was appointed to the University's Board of Fellows in 1989. He holds a business degree from Santa Clara ('54) and a teacher's certification (secondary degree) from San Jose State ('58).

Born in Santa Clara, CA (10-24-31), Bill and his wife, Elsie, have five grown children: Michael, Claire, Joanne, Marianne and Patrick, who works for the Denver Broncos as an Offensive Assistant. The couple lives in San Jose, CA.

## Dominic Corsell

### FOOTBALL OPERATIONS/SALARY CAP COORDINATOR



Dominic Corsell is in his 10th year with the San Francisco 49ers and his sixth as Football Operations/Salary Cap Coordinator.

In his current position, Corsell acts as the liaison between football operations and the teams business office. He is responsible for the management of player salaries as they relate to compliance with NFL salary cap rules, and the research of player movement and contract developments within the league in order to forecast market values and trends. He also assists Director of Football Operations John McVay in player contract negotiations and general football administration.

Corsell, 38, spent six years working for the DeBartolo Corporation as an audit supervisor before joining the 49ers business office in 1990. He is a 1984 graduate of Youngstown State University with a Bachelors degree in Business Administration & Accounting.

Born in Youngstown, OH (8-11-61), Dominic, and his wife, Donna, reside in San Jose, CA.



## MARIE P. DeBARTOLO SPORTS CENTRE

In loving memory of their mother, Marie P. DeBartolo, San Francisco 49ers' Owner Denise DeBartolo York and her brother, Edward J. DeBartolo Jr. dedicated the team's training facility and office complex in August 1988.

Situated on an 11-acre site in Santa Clara, CA (approximately 40 miles south of 3Com Park), the complex provides players, coaches, and staff with all the necessary components for daily practices, weekly game preparations, and general overall operations in one functional, state-of-the-art setting.

From its master blueprint to the smallest of details, the facility exemplifies the DeBartolos' strive for perfection and drive for superiority. It also reflects their dedication to the organization and first-class standard for operating procedures.

Three natural grass practice fields, with underground drainage and watering systems, allow for workouts in all Northern California weather conditions.

A two-story, 52,000 square-foot building (more than three times the space the 49ers had in Redwood City) houses all offices and facilities with the exception of the ticket and luxury suite operations, which remain at 3Com Park. Located upstairs at the facility are offices for coaches, administration, marketing, business operations, public relations, pro scouting, and college scouting.

The ground floor contains a spacious dressing room area with 60 permanent lockers and allocations for extra (portable) lockers to be used during mini-camps when squads are larger.

A well-equipped weight room and training area downstairs accommodates both preventative and rehabilitative conditioning. A 30-by-40-foot hydro-therapy indoor swimming pool is also available.

Also located downstairs are numerous meeting rooms, each featuring a video cassette projector, allowing players and coaches the opportunity to analyze previous games, practice sessions, and upcoming opponents.

Media facilities include two interview rooms, a sizable workroom, alongside a 120-seat auditorium and conference room (wired for live television broadcasts from the site), making the set-up ideally suited for weekly press conference coverage and daily reporting duties. Located just outside the media workroom is a patio area used for press luncheons and other team-related activities.

### UNBEAT-A-BOWL

With a 5-0 mark in the Super Bowl, the 49ers own the best record in the history of the NFL's biggest game. San Francisco is one of five unbeaten teams in Super Bowl play, and one of two unbeaten in multiple appearances. The New York Giants are 2-0, while the Chicago Bears and New York Jets are each 1-0. The 49ers are 5-1 in league title games if you count the 21-7 loss to Cleveland in the 1949 AAFC Championship Game.

*Edward J. DeBartolo, Jr.*

## Team of the 80's

As Chief Executive Officer of the 49ers from its acquisition until 1997, Edward J. DeBartolo, Jr. saw his primary role as one of providing emotional and financial support for the players and coaches. Under his leadership the 49ers earned the moniker "Team of the 80s" after claiming four Super Bowl titles during that decade. They extended their dominance into the 90s, becoming only NFL team to produce 10-or-more wins for 16 consecutive seasons (1983-98).

Since 1981, the 49ers have won 13 division titles, five conference championships and five Super Bowl championships (the first franchise in NFL history to win five), claiming the world title in 1981 (Super Bowl XVI), '84 (Super Bowl XIX), '88 (Super Bowl XXIII), '89 (Super Bowl XXIV) and '94 (Super Bowl XXIX).

*Lisa DeBartolo*

## Community Outreach

Serving as Director of the 49ers Foundation from 1993 to 1999, Lisa DeBartolo was instrumental in venturing into the private sector and building rewarding relationships with local businesses. She also took the lead in producing several unique fundraising events and community outreach programs. Under her leadership, the 49ers Foundation helped hundreds of organizations and awarded well over \$1,000,000 in financial support to local agencies.



TM © 1999 SF 49ers.

## Jim McCloskey

**PRESIDENT OF THE BOARD OF DIRECTORS FOR 49ERS FOUNDATION**



San Francisco native Jim McCloskey begins his first year as the President of the Board of Directors for the 49ers Foundation.

Born and raised in San Francisco, McCloskey attended Balboa High before spending three years in the United States Army where he was stationed in Europe. Following his stint in the army, he returned to the Bay Area and launched a highly successful business career.

He currently serves as the President of D. Zelinsky & Sons, a national commercial painting contracting company. He also serves as Vice President of Installation Service Corporation and a principle in Rainbow Zelinsky Restoration and Waterproofing Corporation in San Francisco.

McCloskey, a widower, is the father of one son, Jim, age 31; one daughter, Vicky, age 26; and one granddaughter, Alexandria.



## THE 49ERS FOUNDATION

### HELPING KIDS KICK-OFF DREAMS

The 49ers Foundation was established in July 1991 and serves as one of the team's community outreach divisions. The Internal Revenue Service has determined that the 49ers Foundation is a tax-exempt organization under Section 501 c (3) of the Internal Revenue Code. A Board of Directors, comprised of several local executives from the public sector, oversee the 49ers Foundation. The Board of Directors work closely with the Executive Director who manages all the operation and administrative duties necessary to continually increase and strengthen the Foundation's community outreach efforts.

### OUR MISSION

The 49ers Foundation is dedicated to assisting established education, health and sports oriented non-profit organizations committed to serving Bay Area children and teens in need. We offer an array of unique resources and financial support to encourage, enrich and empower youth throughout the greater San Francisco Bay Area.

### OUR TEAM

#### Board of Directors & Officers

James G. McCloskey, 49ers Foundation President  
D. Zelinsky & Sons, Inc.

Robert J. Swig, 49ers Foundation Vice President  
Swig Enterprises, LLC

Bill Boykin  
Seagram Chateau & Estate Wines

Rodney Knox  
San Francisco 49ers

Seth Gersch  
Montgomery Correspondent Services

Keena Turner  
San Francisco 49ers

Merlene Frear, 49ers Foundation CFO  
San Francisco 49ers

John Ottoboni, 49ers Foundation Legal Counsel  
Ferrari, Olsen, Ottoboni & Bebb

### FINANCIAL ASSISTANCE

#### GRANTS & EVENT BENEFICIARIES

##### Grants

A minimum of 20 grants will be awarded to non-profit organizations during the 2000 fiscal year. The purpose and mission of prospective organizations must be in concert with the 49ers Foundation mission. The following highlights provide answers to frequently asked questions:

- Proposals are accepted January through July of each fiscal year.
- Awards are announced at the beginning of each football season.
- Awards typically range from \$1,000 to \$5,000 per recipient.
- Successful recipients may not reapply for at least one year.
- To receive complete guidelines call the 49ers Foundation at 408-562-4949 or contact us at 49ersfoundation@niners.nfl.com.

##### Event Beneficiaries

The 49ers Foundation will host approximately three fundraisers per year. Each event will benefit at least one Bay Area charity whose mission is equivalent to that of the 49ers Foundation. The following highlights provide answers to frequently asked questions:

- Proposals are accepted June through December of each year for events scheduled to take place the following year.
- Selected recipients are announced by February 1.
- Awards will range from \$10,000 to \$25,000.
- Successful recipients may not reapply for at least one year.
- To receive complete guidelines call the 49ers Foundation at 408-562-4949 or contact us at 49ersfoundation@niners.nfl.com.

### COMMUNITY OUTREACH

#### PROGRAMS & PARTNERSHIPS

We are proud to provide annual financial assistance to the following community programs with exceptional youth participation and outreach records:

##### The 49ers Academy

Located in East Palo Alto, the 49ers Academy serves 153 students in 5th through 8th grade who are identified as children "at risk" of dropping out of school. The role of the 49ers Academy is to provide students with a personalized educational setting, as well as offer additional health and human services to the students and their families. Smaller class sizes and additional staff help create a nurturing environment.



To learn more about the 49ers Academy contact:

- Michelle Murnane, Executive Director, 650-614-4303 or
- Visit [www.49ers-academy.org](http://www.49ers-academy.org)

### The Bay Area All-Star Scholarship Team Program

The Bay Area All-Star Scholarship Team was formed in 1996 and is a partnership established by the Golden State Warriors, Oakland A's, Oakland Raiders, San Francisco 49ers, San Francisco Giants and San Jose Sharks. Each participating team has contributed to the scholarship program in a collective effort to assist Bay Area high school students achieve goals of higher education. BAASST scholarships are awarded to six successful students residing within the Bay Area's nine counties. All public high schools within this vicinity are encouraged to participate. For more information about the Bay Area All-Star Scholarship Team:

- Contact your public high school counselor or principal.
- To be eligible for consideration, you must be nominated by a school official or your high school counselor.
- If your high school does not have the necessary information, please contact the 49ers Foundation at 408-562-4949.

### "Make the Grade, Make the Team"

"Make the Grade, Make the Team" was established in 1998 in partnership with the San Jose Mercury News to promote literacy and geography. By using the SJMN publication to complete specific assignments, participating students begin to improve and advance their critical thinking, social science, math, geography, language arts and overall academic skills. There were 135 classrooms that participated in 1999's program, representing more than 3,500 students.

Bay Area teachers interested in launching "Make the Grade, Make the Team" in their classroom should contact:

- Sandi Marine, Coordinator, SJ Mercury News in Education, 408-920-5272 or
- The 49ers Foundation at 408-562-4949.

### D.A.R.E.

The Drug Abuse Resistance Program (D.A.R.E.) is the largest most visible drug prevention program in the United States taught by local police departments to schools in their community. The program promotes positive interaction between the juvenile community and police officers, as well as drug awareness.

In accordance with D.A.R.E.'s mission and objectives, the 49ers Foundation is very supportive of the Los Altos Police Department's efforts, providing the agency with funds to promote this effort. Since 1987, L.A.P.D. has successfully overseen the D.A.R.E. program at three elementary schools within their community. Their program reaches over 1,500 students per year.

- We are currently exploring a more extensive partnership with D.A.R.E. America to benefit several communities in the greater Bay Area. Stay tuned for more details!

### San Jose Cleveland Ballet Student Matinee Program

The San Jose Cleveland Ballet Student Matinee Program was developed to encourage and support children from low-income communities and schools interested in classical arts. Our primary focus groups are children in grades 3 through 8.

We are proud to provide approximately 200 children with the opportunity to attend a high-quality, full-length ballet production, staged with the same spectacular sets and costumes that patrons pay top dollar to see.

For detailed information about this program please contact:

- Jennifer Watkins with the San Jose Cleveland Ballet at 408-288-2820 x205 or
- The 49ers Foundation at 408-562-4949

### Rocklin, Stockton & San Joaquin Valley Summer Reading Programs

The Summer Reading Programs of Rocklin, Stockton and San Joaquin Valley were designed in partnership with 49ers Alum, R.C. Owens, the 49ers and the 49ers Foundation to continuously promote literacy to children enjoying their summer vacations. The program begins in June and ends in July, which coincides with the team's yearly Training Camp visit to the tri-valley and targets children in grades K through 8.

For information on participating libraries in your area, please contact:

- Jane Cook, Stockton Main Library, 209-937-8312
- Mary George, Rocklin Library, 916-355-7373 or
- The 49ers Foundation, 408-562-4949




### QUESTIONS, IDEAS, FEEDBACK? CALL US!

The 49ers Foundation  
4949 Centennial Boulevard  
Santa Clara, CA 95054  
Ph: 408-562-4949  
Fax: 408-727-4937

[49ersfoundation@niners.nfl.com](mailto:49ersfoundation@niners.nfl.com)

# TOTAL 49ERS COVERAGE

**KGO**  
NEWSTALK  
**AM810**  
VOICE OF THE 49ERS



Steve Mariucci



Joe Starkey



Gary Plummer



Rich Walcott



**49ers only on KGO Newstalk AM 810.**



## Steve Mariucci HEAD COACH



Steve Mariucci enters his fourth season with the 49ers as the team's head coach. He is the 13th head coach in 49ers' history.

With a 29-19 (.604) record and two postseason trips after his first three years as head coach, Mariucci has established himself as one of the finest coaches in the NFL.

Mariucci set an NFL record for the fastest start at home in league history, winning his first 18 games, eclipsing the 13-0 mark John Madden had with Oakland in 1969-70. Overall, Mariucci has a 21-5 mark at 3Com, including playoffs. He is one of only three coaches in league history to win 12-or-more games in each of his first two seasons, and his 25 wins in those two seasons rank as the second-best two-year mark in league history, trailing only George Seifert's 28-4 record.

In 1999, Mariucci directed the league's top rated rushing offense for the second consecutive year with 2,095 yards rushing, 49ers became the first team since 1991-92 (Buffalo) to lead the NFL in rushing two years in a row. Defensively, two players, Bryant Young and Lance Schulters, were invited to the Pro Bowl. Young also was named Comeback Player-of-the-Year by Associated Press after a remarkable recovery from a career-threatening leg injury suffered against the New York Giants (11-30-98).

Despite a disappointing 4-12 season, Mariucci was able to resurrect a running game that lost Pro Bowler Garrison Hearst before the season began. Under Mariucci's guidance, newly-acquired RB Charlie Garner's 1,764 yards of total offense ranked second in the NFC and third in the NFL. His 1,229 rushing yards ranked fourth-best for a single-season performance in team history. In addition to leading the 49ers in rushing, Garner established career-highs in receptions (56) and yards (535).

Mariucci's 1998 squad had the NFL's top-rated offense and became the first team since the 1941 Chicago Bears to lead the league in gross passing yards and rushing yards in the same season. The 49ers led the league in nine different categories, including total offense, rushing yards, gross passing yards and first downs, while breaking four team records. San Francisco led the NFL and set a team record with 6,801 yards of total offense, breaking the previous mark (6,435) set in 1993. They led the NFL and set a team record with an average of 425.1 yards per game, the second best in league history. The 49ers also set team records and led the NFL with 2,544 yards rushing and 381 first downs.

In addition to team accomplishments, Mariucci's 1998 troops put together a number of outstanding individual performances, including five Pro Bowl selections. Garrison Hearst led NFC running backs in three rushing categories: longest run (96t), yards in a game (198), and average yards per attempt (5.1); Steve Young threw a career-high 36 touchdown passes and completed 322-of-517 passes for a career-high 4,170 yards; and Young and Jerry Rice combined to become the NFL's all-time QB-WR scoring tandem, breaking the record of 79 held by Dan Marino and Mark Clayton.

In his inaugural year, Mariucci posted a 13-3 record in 1997 and led the 49ers to the NFC West title for the 13th time in a 17-year span, tying a league record (Chicago Bears) in the process for fastest to a division title by sealing it up in Game 11. He became one of 13 head coaches since the NFL-AFL merger in 1970 to lead his team to a division title in his first season, and only the fourth to accomplish the feat directly out of the college ranks. Mariucci is the only head coach ever to lead his team to the NFC Championship Game one year removed from college. With 13 regular season wins in his first season, Mariucci ranked second all-time in wins for a rookie head coach. He established an NFL record for consecutive wins by a rookie head coach with an 11-game winning streak.

Mariucci joined the 49ers staff January 16, 1997 after spending one season as head coach at the University of California. In 1996, he led a young Cal team to a 6-5 regular season record and a trip to the Aloha Bowl. His implementation of the West Coast offense helped the Bears average 457.6 yards per game, including a school record 321.5 through the air. Also under Mariucci's guidance was Kansas City's 1997 fourth-round pick, Pat Barnes, who set eight Pac 10 records and 30 Cal records.

Prior to joining the Cal staff, Mariucci was quarterbacks coach for the Green Bay Packers from 1992-95, tutoring the likes of three-time MVP Brett Favre, Mark Brunell, Ty Detmer and Kurt Warner.

During his college days, Mariucci led Northern Michigan on the greatest turnaround in college football history. After posting an 0-10 record in 1974, Mariucci directed the Wildcats to a 13-1 record and the 1975 NCAA Division II National Championship. The two-time All-America quar-



terback (1976-77) was voted the team MVP for three consecutive seasons, establishing 14 school passing records prior to his graduation in 1977.

Steve began his coaching career at his alma mater (1978-79), serving as the quarterbacks and running backs coach, then moved on to Cal State Fullerton as the quarterbacks and special teams coordinator (1980-82). For the next two seasons, Mariucci was the assistant head coach and offensive coordinator at Louisville (1983-84) before accepting his first pro position in 1985 with the USFL's Orlando Renegades as receivers coach. Later that fall, he had a brief stint at the Los Angeles Rams as quality control coach, and then transferred to the University of Southern California in '86 to accept the receivers/special teams coordinator post.

After a year at USC, Mariucci spent the next five years at Cal as the team's wide receivers and special teams coach (1987-89), then as offensive coordinator (1990-1991). In 1991, his offense led the Bears to a 10-2 record and a No. 7 national ranking. Mariucci joined the Packers in 1992 and spent four seasons as quarterbacks coach under Mike Holmgren. Mariucci was elected into Northern Michigan University Hall of Fame in 1988 and elected into the Upper Peninsula of Michigan Hall of Fame in 1995.

A native of Iron Mountain, MI, Steve was born November 4, 1955. He and his wife, Gayle, have four children: sons, Tyler (11-28-84), Adam (8-23-86), Stephen (2-3-89), and daughter, Brielle (9-19-95).

**Mariucci's coaching background:** 1978-79 (Northern Michigan), 1980-82 (Cal State-Fullerton), 1983-84 (Louisville), 1985 (Orlando Renegades, USFL), 1985 (Los Angeles Rams), 1986 (Southern California), 1987-91 (California), 1992-95 (Green Bay Packers), 1996 (California), 1997-curr. (49ers).

## 49ERS REGULAR SEASON COACHING RECORDS

COACH	YEARS	W	L	T	PCT.
Lawrence "Buck" Shaw	(9) 1946-54	71	39	4	.640
Norman "Red" Stradler	(1) 1955	4	8	0	.333
Frank Albert	(3) 1956-58	19	16	1	.542
Howard "Red" Hickey+	(5) 1959-63	27	27	1	.500
Jack Christiansen+	(5) 1963-67	26	38	3	.411
Dick Nolan	(8) 1968-75	54	53	5	.504
Monte Clark	(1) 1976	8	6	0	.571
Ken Meyer	(1) 1977	5	9	0	.357
Pete McCulley#	(1) 1978	1	8	0	.111
Fred O'Connor#	(1) 1978	1	6	0	.143
Bill Walsh	(10) 1979-88	92	59	1	.609
George Seifert	(8) 1989-96	98	30	0	.766
<b>Steve Mariucci</b>	<b>(3) 1997-curr.</b>	<b>29</b>	<b>19</b>	<b>0</b>	<b>.604</b>
<b>Total</b>		<b>435</b>	<b>318</b>	<b>15</b>	<b>.578</b>

## 49ERS COACHING RECORDS

COACH	YEARS	W	L	T	PCT.
Lawrence "Buck" Shaw	(9) 1946-54	72	40	4	.638
Norman "Red" Stradler	(1) 1955	4	8	0	.333
Frank Albert	(3) 1956-58	19	17	1	.527
Howard "Red" Hickey+	(5) 1959-63	27	27	1	.500
Jack Christiansen+	(5) 1963-67	26	38	3	.411
Dick Nolan	(8) 1968-75	56	56	5	.500
Monte Clark	(1) 1976	8	6	0	.571
Ken Meyer	(1) 1977	5	9	0	.357
Pete McCulley#	(1) 1978	1	8	0	.111
Fred O'Connor#	(1) 1978	1	6	0	.143
Bill Walsh	(10) 1979-88	102	63	1	.618
George Seifert	(8) 1989-96	108	35	0	.755
<b>Steve Mariucci</b>	<b>(3) 1997-curr.</b>	<b>31</b>	<b>21</b>	<b>0</b>	<b>.596</b>
<b>Total</b>		<b>460</b>	<b>334</b>	<b>15</b>	<b>.579</b>

Includes postseason play, comprising 41 games with six coaches 25-16 (.615)...Walsh 10-4 (.714), Seifert 10-5 (.667), Mariucci 2-2 (.500), Nolan 2-3 (.400), Shaw 1-1 (.500) and Albert 0-1 (.000).

+ Hickey coached the first three games of 1963, Christiansen the final 11.

# McCulley coached the first nine games of 1978, O'Connor the final seven.



## ACTIVE COACHES CAREER REGULAR SEASON

(Based on Winning Percentage)

No.	Coach	Current Team	Yrs.	W	L	T	Pct.
1.	George Seifert	Carolina	9	106	38	0	.736
2.	Mike Holmgren	Seattle	8	84	44	0	.656
3.	Dennis Green	Minnesota	8	81	47	0	.633
4.	Tom Coughlin	Jacksonville	5	49	31	0	.613
5.	Mike Shanahan	Denver	7	61	39	0	.610
6.	<b>Steve Mariucci</b>	<b>San Francisco</b>	<b>3</b>	<b>29</b>	<b>19</b>	<b>0</b>	<b>.604</b>
7.	Bill Cowher	Pittsburgh	8	77	51	0	.602
8.	Wade Phillips	Buffalo	4	37	27	0	.578
9.	Dan Reeves	Atlanta	19	167	128	1	.566
10.	Jim Mora	Indianapolis	13	109	90	0	.548
11.	Tony Dungy	Tampa Bay	4	35	29	0	.547
12.	Bobby Ross	Detroit	8	69	59	0	.539
13.	Jim Fassel	New York Giants	3	25	22	1	.532

## NFL COACHES TO WIN DIVISION DIRECTLY OUT OF COLLEGE RANKS

COACH	NFL TEAM	YEAR	COLLEGE TEAM
Steve Mariucci	San Francisco	1997	Cal
Barry Switzer	Dallas	1994	Oklahoma
Dennis Green	Minnesota	1992	Stanford
Bobby Ross	San Diego	1992	Georgia Tech

## ROOKIE COACHES TO WIN DIVISION (Since NFL-AFL Merger in 1970)

NAME	TEAM	YEAR	NAME	TEAM	YEAR
Steve Mariucci	San Francisco	1997	George Seifert	San Francisco	1989
Jim Fassel	N.Y. Giants	1997	Bud Carson	Cleveland	1989
Barry Switzer	Dallas	1994	Red Miller	Denver	1977
Bill Cowher	Pittsburgh	1992	Ted Marchibroda	Baltimore	1975
Dennis Green	Minnesota	1992	Chuck Knox	Los Angeles	1973
Bobby Ross	San Diego	1992	Don McCafferty	Baltimore	1970

## MOST WINS AFTER TWO REGULAR SEASONS

COACH	W	L	T	YEARS	COACH	W	L	T	YEARS
George Seifert	28	4	0	1989-90	Allie Sherman	22	5	1	1961-62
<b>Steve Mariucci</b>	<b>25</b>	<b>7</b>	<b>0</b>	<b>1997-98</b>	Chuck Knox	22	6	0	1973-74
Barry Switzer	24	8	0	1994-95	Red Miller	22	8	0	1976-77



## JERRY ATTAWAY PHYSICAL DEVELOPMENT COORDINATOR



Jerry Attaway, in his 18th season as coordinator for physical development, supervises the team's weight/exercise training and the dietary/nutritional needs of the players.

Attaway came to the 49ers following five years in a similar capacity at the University of Southern California (1978-82). During his first three years at USC, he was the assistant offensive line coach, as well as coordinator for physical development.

A product of UC Davis and Sacramento State, Attaway transferred to Sacramento State after an injury ended his football career.

Collegetically, he served as an assistant coach at UC Davis (1970-72), the College of Idaho (1973-75) and Utah State (1976-77), prior to his USC coaching stint.

After earning a degree in physical education and biology from Sacramento State in 1972, Attaway received his master's degree in education, with an emphasis in guidance and counseling, from the College of Idaho in '74. He often conducts health workshops that focus on weight loss and nutrition.

Born in Susanville, CA (1-3-46), Jerry and his wife, Cheryl, live in San Jose, CA.

**Attaway's coaching background:** 1970-72 (UC Davis), 1973-75 (College of Idaho), 1976-77 (Utah State), 1978-82 (Southern California), 1983-curr. (49ers).

## MICHAEL BARNES STRENGTH DEVELOPMENT COORDINATOR



Michael Barnes is in his seventh year with the 49ers. His primary role with the team focuses on the area of strength training.

Barnes, 34, joined the 49ers coaching staff following four years at the University of California, where he served as assistant strength and conditioning coach, working with the football team that played in bowl games in 1991 and '93. He also handled the conditioning programs for the men's basketball team, in addition to several other sports, including the highly successful baseball and rugby teams.

Prior to joining the Cal staff, Barnes served as a graduate assistant at both Texas A&M ('90) and Auburn ('89). He is a 1988 graduate of the University of New York Cortland and received his master's degree in health and human performance from Auburn.

Barnes publishes in professional journals, continues to edit for a popular health and fitness magazine and maintains a health and fitness website. A native of New York, Mike and his wife, Sue, reside in Pleasanton, CA with their son Zachary (6-13-98).

**Barnes' coaching background:** 1989 (Auburn), 1990 (Texas A & M), 1991-93 (California), 1994-curr. (49ers).

## JOE BARRY DEFENSIVE QUALITY CONTROL



Joe Barry begins his first NFL season as the 49ers Defensive Quality Control coach.

Barry spent the 1999 season coaching linebackers for John Robinson at UNLV. Prior to that, he spent three seasons coaching linebackers and defensive ends at Northern Arizona (1996-98).

A three-year letterwinner at linebacker for USC, Barry was a team co-captain as a senior. Following his graduation, he served two seasons (1994-95) as a defensive graduate assistant at his alma mater.

Barry's father, Mike, serves as the offensive line coach for the University of Tennessee. His father-in-law, Rod Marinelli, is the offensive line coach for the Tampa Bay Buccaneers.

Joe, and his wife Christine, reside in Pleasanton with their daughter, Camryn Grace (4-19-99).

**Barry's coaching background:** 2000 (49ers), 1999 (UNLV), 1996-98 (Northern Arizona), 1994-95 (USC).



## TOM BATTÀ TIGHT ENDS



Tom Batta is in his second season with the 49ers as tight ends coach and in his 17th year as an NFL coach.

Batta's 1999 tight ends squad included third-year player Greg Clark, who established career highs in receptions (34) and yards (347), despite missing four games with injuries.

San Francisco represents the fourth team Batta has worked for during his NFL coaching career, which began in 1984 as defensive line coach for the Minnesota Vikings. He served as defensive assistant/special teams coach for Bud Grant in 1985 before taking over as tight ends/special teams coach under Jerry Burns from 1986-91. Batta handled special teams on Dennis Green's staff from 1992-93. After a 10-year stint in Minnesota, Batta joined

Indianapolis as tight ends/quality control coach from 1994-97. He was quality control coach for Pittsburgh in 1998.

Batta entered the collegiate coaching ranks at Akron University in 1973 after leading Warren Harding High in Warren, OH to a state championship. He moved to Colorado as defensive line coach from 1974-78. He served as defensive coordinator at Kansas (1979-82) and North Carolina State (1983) before jumping to the NFL in 1984.

Before becoming a coach, Batta played three years on the offensive and defensive lines for Kent State from 1961-63. He earned his bachelor's degree in health and physical education at Kent State and a master's in education at Akron.

Batta was born (10-6-42) in Youngstown, OH. He and his wife, Liz, have two grown sons, Jeff and Tom.

**Batta's coaching background:** 1973 (Akron), 1974-78 (Colorado), 1979-82 (Kansas), 1983 (North Carolina State), 1984-93 (Minnesota Vikings), 1994-97 (Indianapolis Colts), 1998 (Pittsburgh Steelers), 1999-curr. (49ers).

## CHRIS BEAKE DEFENSIVE ASSISTANT



Chris Beake is in his first year as a defensive assistant coach with the 49ers, following one season as the team's defensive quality control coach. He spent the previous year as a pro personnel assistant with the team.

Beake was a Civil Engineer Officer for the Air Force from 1995-98, designing and managing contract work at Eglin Air Force Base in Florida, among others. While a lieutenant, Beake was a graduate assistant coach for the Air Force Academy in Colorado Springs, CO, where he assisted the defensive coordinator and helped with the defensive backs from 1994-95. He was a training camp and game day coaching assistant for the Denver Broncos from 1984-89.

A graduate of the Air Force Academy in 1994, Beake earned his bachelor's degree in civil engineering. He received a master's degree in business administration from the University of West Florida in 1997.

Born (9-10-72) in Kansas City, MO, Beake is single and resides in Mountain View, CA.

**Beake's coaching background:** 1994-95 (Air Force), 1999-curr. (49ers).



## DWAINE BOARD DEFENSIVE LINE



One of the 49ers' all-time sack leaders, Dwaine Board is in his 11th season with the team, his seventh as defensive line coach. Board spent four years as the team's defensive line assistant, working primarily with the team's nickel defense and the "elephant" spot, a combination lineman-linebacker, prior to his promotion in February of '94.

DT Bryant Young was the bright spot of Board's 1999 defensive line. Returning to the starting lineup after a career-threatening injury in '98, Young was voted Comeback-Player-of-the-Year by Associated Press and was invited to his second Pro Bowl. His 11.0 sacks in '99 moved Young into fifth place on the 49ers all-time sack list with 48.0. Board also tutored Junior Bryant who displayed versatility by playing both defensive tackle and end.

Under Board's tutelage, the 1998 defensive unit recorded 51.0 sacks to rank second in the NFL. Individual performances included Chris Doleman who tied for second in the NFC and third in the NFL with 15.0 sacks. In 1997 Board was a factor in developing the NFL's Defensive Player-of-the-Year in Dana Stubblefield, who led the team with a career-high 15.0 sacks.

A member of three world championship 49er teams, Board recorded 61.0 career sacks and eight more in the postseason from 1979-88. His four tackles, two sacks and constant pressure in Super Bowl XIX, earned him Defensive Player-of-the-Game honors in San Francisco's 38-16 win over Miami.

A graduate of Franklin County (VA) High, Board was a three-time All-America selection at North Carolina A&T and a fifth-round draft choice of the Steelers in 1979.

Following his release by Pittsburgh, Board signed with the 49ers and registered a team-leading seven sacks as a rookie in '79. He retired following the '88 campaign, after joining the Saints midseason.

Born in Rocky Mount, VA (11-29-56), "Pee Wee" and his wife, Lynne, have three daughters: Camille (6-11-89), Allie (1-21-91), and Tessa Raine (3-22-95). The family lives in Redwood City, CA.

**Board's coaching background:** 1990-curr. (49ers).

## BRUCE DEHAVEN SPECIAL TEAMS



Bruce DeHaven is in his first year with San Francisco. He joins the 49ers coaching staff after spending 13 seasons with the Buffalo Bills.

During his tenure in Buffalo, DeHaven helped develop two of the greatest special teams players in NFL history: Mike Pike and Steve Tasker. Under DeHaven's tutelage, Tasker was invited to seven Pro Bowls as the AFC's Special Teams Player and was voted the 1993 Pro Bowl MVP. His 1991 punt coverage unit led the NFL in fewest punt return yards allowed, the lowest total since the NFL changed the rules allowing only the ends to release on punt coverage when the ball is snapped. DeHaven also guided the Bills' kickoff coverage unit to a #1 ranking in the NFL four consecutive years (1987-90).

Prior to joining the Bills' staff in 1987, DeHaven spent the previous 15 years in various coaching capacities. He spent three seasons with the USFL as running backs and special teams coach with the Orlando Renegades (1985), special teams coach and offensive line coach for the Pittsburgh Maulers ('84), and with the New Jersey Generals as special teams and assistant offensive line coach ('83).

DeHaven served as offensive line coach and recruiting coordinator at New Mexico State University in 1982, before breaking into the pro ranks. From 1979-81, he coached at the University of Kansas, working with the defensive backs, offensive line, as well as heading up the recruiting program. He spent nine years as a high school coach prior to joining the college ranks. As an assistant at Wichita Southeast High School, he helped lead the school to three straight football titles.

Bruce was born in Trousdale, KS (9-6-48). He played eight-man football at Belpre-Trousdale (KS) High School. A graduate of Southwestern College (KS), DeHaven was a basketball stand-



out, leading the team in scoring two consecutive years. He also participated in track and field. Bruce and his wife, Kathy, have a son, Tobin Scott (3-17-97) and a daughter Annie Maude (3-23-99). The family resides in Livermore.

**DeHaven's coaching background:** 1979-81 (Kansas), 1982 (New Mexico State), 1983 (New Jersey Generals, USFL), 1984 (Pittsburgh Maulers, USFL), 1985 (Orlando Renegades, USFL), 1987-1999 (Buffalo Bills), 2000 (49ers).

## GREG KNAPP QUARTERBACKS



Greg Knapp is in his sixth season with the 49ers and third as quarterbacks coach. Knapp spent the previous three years as the team's offensive quality control coach. Knapp works closely with offensive coordinator Marty Mornhinweg in tutoring the quarterbacks.

The quarterback front had its share of adversity in '99, but Knapp was instrumental in keeping continuity at the position. Steve Young, out for the season in Week 3, was replaced by Jeff Garcia. The former CFL quarterback started 10 games and finished the season with a 77.9 QB rating (225-of-375 passes for 2,544 yards and 11 touchdowns). Garcia closed the '99 season with a QB rating of 131.2, the highest of his career, when he completed 26-of-34 passes for 373 yards and two touchdowns at Atlanta (1-3-00) and posted a 98.3 rating over the final five games, third highest in the NFL.

In 1998, Knapp was instrumental in Steve Young reaching career-highs in touchdown passes (36) and passing yards (4,170). Young also finished the season with a 101.1 quarterback rating, ranking over 100 for the sixth time in his career.

Knapp spent nine years on the coaching staff at Sacramento State University, serving as running backs coach (1986-89), receivers coach (1989-90), and offensive coordinator/assistant head coach (1991-94).

A collegiate quarterback at Sacramento State, he was one of the most prolific signal callers in that school's history. He ranks among the Hornets' career leaders with better than 3,800 passing yards and 32 touchdown passes. He participated in training camps of the Kansas City Chiefs in 1986, the Los Angeles Raiders from 1987-90 and the San Francisco 49ers from 1992-94.

Knapp was born in Long Beach, CA (3-5-63). He and his wife, Starla, have a daughter, Jordan Christine (8-25-95), and live in Los Gatos, CA.

**Knapp's coaching background:** 1986-94 (Sacramento State); 1995-curr. (49ers).

## BRETT MAXIE ASSISTANT SECONDARY



Brett Maxie is in his second year with the 49ers as assistant secondary coach. He joined the 49ers after spending the '98 season as a defensive backs/defensive quality control coach with the Carolina Panthers. Maxie assists Jim Mora in coaching the secondary, as well as other areas of defensive preparation.

A 13-year veteran of the NFL, Maxie spent nine seasons with the New Orleans Saints (1985-93), one with Atlanta ('94), and two with Carolina (1995-96). Maxie was the first player to ever record an interception with Carolina and had a career-high six picks in '95 with the Panthers. Maxie closed his playing career in San Francisco ('97), finishing his career with 23 interceptions.

Maxie graduated in 1985 with a degree in biology from Texas Southern, where he played safety. Maxie originally planned to attend optometry school before signing as an undrafted free agent with New Orleans.

Born (1-13-62) in Dallas, TX, Brett and his wife, Angela, have four children: sons, Brett (7-14-92) and Adam (11-18-93), and daughters, Maya (11-21-95) and Olivia (4-15-97). The family resides in San Jose, CA.

**Maxie's coaching background:** 1998 (Carolina Panthers), 1999-curr. (49ers).



## JIM MORA DEFENSIVE COORDINATOR



Jim Mora is in his fourth year with the 49ers, and second as defensive coordinator. Mora spent the first two years as the 49ers defensive backs coach. Thirteen years prior, he split time between two teams—the San Diego Chargers (1985-91) and the New Orleans Saints (1992-96).

Despite the many line-up changes in his '99 defensive unit, Mora developed two Pro Bowlers (DT Bryant Young and FS Lance Schulters) and tutored his troops to a team-tying record five touchdowns. Young, coming back from a career-threatening broken leg injury (11-30-98), not only was selected to his second Pro Bowl, but was named second-team All-Pro and was named Comeback-Player-of-the-Year by Associated Press. Schulters finished second in the NFC in interceptions (6), and his 127 return yards tied for third in the NFL. His invitation as starting free safety to the Pro Bowl was his first.

Mora's secondary unit tied for first in the NFC and fourth in the NFL with 21 interceptions in 1998, including four players who were credited with four picks apiece. During Mora's first season, the 49ers ranked second in the NFL in passing defense and were tied for second in the league with 25 interceptions.

Mora played defensive back for the University of Washington from 1980-83, appearing in two Rose Bowls with the Huskies. Following graduation, he served one season (1984) on Don James' staff as an assistant, helping the squad earn a berth in the Orange Bowl.

In 1985, Mora joined the San Diego Chargers in their pro personnel department before being named a defensive assistant in the secondary from 1986-88. He became the Chargers' defensive backs coach in 1989 and served in that capacity for three seasons.

Mora was named as the secondary coach for the Saints in 1992. During his tenure in New Orleans, the team twice led the NFL in fewest passing yards allowed (1992-93).

Born (11-19-61) in Los Angeles, CA, Mora attended Interlake High in Bellevue, WA. He is the son of Jim Mora, head coach of the Indianapolis Colts (1997-curr.) and former head coach of the Saints from 1986-96. He and wife, Shannon, have three children: Cole (1-7-95), Lillia (8-19-96), and Ryder (1-11-99). The family lives in Los Gatos, CA.

**Mora's coaching background:** 1984 (Washington), 1985-91 (San Diego Chargers), 1992-96 (New Orleans Saints), 1997-curr. (49ers).

## MARTY MORNHINWEG OFFENSIVE COORDINATOR



Marty Mornhinweg is in his fourth year with the 49ers as the team's offensive coordinator. He spent the previous two years with Green Bay, including the 1996 Super Bowl season, serving as the team's offensive assistant/quality control coach and then as the quarterbacks coach, following Steve Mariucci's departure.

Under Mornhinweg's tutelage, the 49ers offense led the NFL in rushing for the second consecutive year with 2,095 yards in 1999. RB Charlie Garner set career-highs in rushing yards (1,229) and receiving yards (535) and ranked second in the NFC and third in the NFL with 1,764 yards total offense. Stepping in for the injured Steve Young, QB Jeff Garcia made 10 starts and finished the season with 2,544 yards and 11 touchdowns for a QB rating of 77.9.

Mornhinweg's 1998 offensive unit produced the NFL's top-rated rushing attack, was the league-leader in gross passing yards, and had the second highest total offensive output (6,801 yards) in NFL history. He also helped guide QB Steve Young to career-highs in passing yards (4,170) and touchdowns (36).

Prior to joining the NFL, Mornhinweg accumulated 10 years of collegiate coaching experience. He began his coaching career at his alma mater, where he tutored the University of Montana receivers in 1985. He then served as graduate assistant/quarterbacks coach at Texas-El Paso (1986-87), running backs coach at Northern Arizona (1988), and offensive coordinator/quarterbacks coach at Southeast Missouri State University (1989-90). Following his assignment there, Mornhinweg coached slots/tight ends (1991) and the offensive line (1992-93) at the University of Missouri, and then returned to Northern Arizona as offensive coordinator in 1994.



Mornhinweg was a standout quarterback at San Jose's Oak Grove High, where he was coached by former 49ers offensive coordinator and current head coach of the Seattle Seahawks, Mike Holmgren. He established three Northern California and 19 school records and was named Northern California Player-of-the-Year during his prep career. Collegiately, Mornhinweg set 15 school passing records as a four-year starter at the University of Montana.

He was also a camp quarterback with the 49ers in '85 and played quarterback for the Denver Dynamite of the Arena Football League for two games before suffering a season-ending knee injury in 1986.

Born in Edmond, OK (3-29-62), Marty and his wife, Lindsay, have four children: daughters Madison (5-27-91) and Molly Lynn (7-21-95) and sons, Skyler (8-10-93) and Bobby Cade (4-28-99). The family resides in Pleasanton, CA.

**Mornhinweg's coaching background:** 1985 (Montana), 1986-87 (Texas-El Paso), 1988 (Northern Arizona), 1989-90 (Southeast Missouri State), 1991-93 (Missouri), 1994 (Northern Arizona), 1995-96 (Green Bay Packers), 1997-curr. (49ers).

## PATRICK MORRIS OFFENSIVE LINE



Patrick Morris is in his fourth year with the 49ers, his second as offensive line coach. He spent the previous two years as tight ends/assistant offensive line coach.

Despite a season filled with rotating offensive linemen in 1999, Morris' line helped pave the way for RB Charlie Garner to achieve career highs in rushing yards (1,229) and total offense (1,764). Behind this group, the 49ers led the NFL in rushing for the second consecutive season with 2,095 yards.

In 1998, Morris was instrumental in the development of '97 third-round pick TE Greg Clark, who he also coached collegiately at Stanford.

Prior to joining the pro ranks, Morris accumulated 19 years of coaching experience on the collegiate level. He worked at Stanford University (1995-96) coaching the offensive line (tackles and tight ends) prior to joining Steve Mariucci's staff in '97.

A 1976 graduate of the University of Southern California, Morris began his coaching career as a graduate assistant at his alma mater from 1976-77. After spending one year (1978) at Northern Arizona, Morris coached at the University of Minnesota from 1979-82. He returned to his alma mater and handled offensive line duties from 1983-86. Morris coached the offensive line for eight seasons at Michigan State (1987-94) prior to joining Stanford's staff in 1995.

Morris has been associated with five Rose Bowl victories and two National Championships during his football playing and coaching career: 1973 and '75 Rose Bowls and National Championships as a player at USC, 1977 and '85 Rose Bowls as a coach at USC, and 1988 Rose Bowl as a coach at Michigan State University.

Born in Cleveland, OH (4-7-54), Patrick and his wife, Kathy, reside in Mountain View, CA.

**Morris' coaching background:** 1976-77 (Southern California), 1978 (Northern Arizona), 1979-82 (Minnesota), 1983-86 (Southern California), 1987-94 (Michigan State), 1995-96 (Stanford), 1997-curr. (49ers).

## LESS IS MORE

In 1999, Charlie Garner reached the 1,000-yard mark third fastest in team history. Joe Perry averaged 6.1 yards per carry when he totaled 1,049 yards on 173 carries in 1954, and Roger Craig reached 1,000 yards on his 189th carry in 1988. Garner reached his 1,000th yard on his 191st carry.



## TOM RATHMAN RUNNING BACKS

## - ORGANIZATION



Tom Rathman is in his fourth year as the 49ers' running backs coach, subsequent to assisting the running backs late in the '96 season. A nine-year veteran of the National Football League, Rathman is considered to be one of the most dedicated and consistent players to ever wear a 49ers' uniform.

Under Rathman's direction in 1999, RB Charlie Garner ranked second in the NFC and third in the NFL in total offense (1,764 yards). He set career highs in rushing yards (1,229), receptions (56) and receiving yards (535). Garner also was chosen as second alternate to the Pro Bowl. Rathman also helped develop FB Fred Beasley into an outstanding lead blocker, while establishing career-highs in rushing and receiving. As a group, Rathman's backs led the league in rushing yards (2,095) and yards per carry (5.0).

Rathman's 1998 running back corps ranked first in the NFL with 2,544 rushing yards, also a team record. He tutored Garrison Hearst who accomplished career-highs in every statistical category: rushing (1,570), attempts (310), receiving (535), rushing touchdowns (7), and total touchdowns (9). Hearst's 1,570 rushing yards ranked second in the NFC and third in the NFL and secured his first Pro Bowl invitation.

As a player, Rathman helped the 49ers capture two World Championships (Super Bowl XXIII and XXIV) and seven NFC West titles during his years as a 49er (1986-93). He totaled 4,392 yards from scrimmage and scored 34 touchdowns while playing in 113 games during his 49ers years. He also played one year (1994) with the Los Angeles Raiders.

A four-year letterman at the University of Nebraska, Rathman rushed for 1,425 yards and averaged over six yards per carry.

Prior to joining the 49ers staff, Rathman helped rebuild the Menlo College (San Mateo, CA) program by serving as the offensive coordinator in 1996 and coached the running backs at Serra High School (San Mateo) in '95.

Born 10-7-62, Tom is a native of Grand Island, NE. He and his wife, Holly, have three daughters: Nicole Christine (10-25-86), Alexandra Elizabeth (2-10-89), and Samantha Lynn (5-11-92). The family lives in Redwood City, CA.

**Rathman's coaching background:** 1996 (Menlo College), 1996-curr. (49ers).

## RICHARD SMITH LINEBACKERS



Richard Smith enters his 13th season as an NFL assistant coach and his fourth as the 49ers' linebackers coach.

Smith's 1999 linebacking corps saw Ken Norton Jr. lead the team in tackles (126), marking his fifth consecutive season with at least 125. Norton also extended his regular season starting streak to 144 games, the longest streak among active linebackers in the NFL.

From 1993-96, Smith helped develop one of the league's top special teams corps in Denver, while assisting with the linebackers for two seasons (1994-95). Prior to coaching in Denver, Smith spent five seasons as special teams coach with the Houston Oilers (1988-92). During his tenure in Houston, Smith's special teams played a key role in helping the Oilers earn five consecutive playoff berths. Smith also assisted with the offensive line ('92), linebackers (1990-91) and tutored the tight ends (1988-89) with the Oilers.

In 1987, Smith spent one year at the University of Arizona coaching special teams and linebackers. Before that he handled special teams and outside linebackers at California (1984-86). From 1981-83, Smith was defensive line coach at Cal State Fullerton, helping the Titans win the PCAA title in '83. He began his coaching career as the offensive line coach at Rio Hondo (CA) Junior College from 1979-80.

Born (10-17-55) in Los Angeles, CA, Smith played offensive line at Rio Hondo from 1975-76 before transferring to Fresno State in 1977. Smith helped the Bulldogs claim the 1977 PCAA title before graduating with a degree in physical education in '79.

Smith and his wife, Patti, have four children: daughters, Morgan (1-29-81), Aimee (2-24-89), and Whitney (8-23-91), and son, Travis (12-10-85).



**Smith's coaching background:** 1979-80 (Rio Hondo JC, CA), 1981-83 (Cal State Fullerton), 1984-86 (California), 1987 (University of Arizona), 1988-92 (Houston Oilers), 1993-96 (Denver Broncos), 1997-curr. (49ers).

## GEORGE STEWART WIDE RECEIVERS



George Stewart is in his fifth year with the 49ers, and 12th season as an NFL coach. Stewart makes the transition from special teams to wide receivers.

Considered to be one of the top assistant coaches in the National Football League, Stewart's 1999 special teams corps were highlighted by Wade Richey who led the NFC and was third in the NFL with 17 touchbacks. He hit 21-of-23 (.913) field goal attempts, tops in the NFC, and 30-of-31 (.967) PATs.

In '98 Stewart helped developed Richey into an NFL kicker, as he finished third in the NFL and second in the NFC with 27 touchbacks. Richey also was named Special Teams Player-of-the-Week with three field goals vs. Green Bay in the NFC Wild Card Game. Stewart's 1998 kickoff coverage units improved to second-best in the NFL.

Stewart began his career as special teams coach for the Pittsburgh Steelers from 1989-91. He also served double duty in Tampa Bay, handling as the team's tight ends during three of his seasons (1992-94).

His coaching career began under the tutelage of Lou Holtz at Arkansas (1983), where he was a graduate assistant and coached the tight ends. He spent the next two seasons (1984-85) at Minnesota as offensive line coach. He later followed Holtz to Notre Dame (1986-88) before moving into the pro ranks.

An All-American and All-Southwest Conference selection as a guard at Arkansas, Stewart earned a bachelor's degree in business administration. Stewart is a native of Little Rock, AR.

**Stewart's coaching background:** 1983 (Arkansas), 1984-85 (Minnesota), 1986-88 (Notre Dame), 1989-91 (Pittsburgh Steelers), 1992-95 (Tampa Bay Buccaneers), 1996-curr. (49ers).

## ANDY SUGARMAN OFFENSIVE ASSISTANT



Andy Sugarman is in his third year with team and his first as offensive assistant. He spent his first two seasons as offensive quality control coach.

Sugarman joined Steve Mariucci's staff after spending seven years (1991-97) as an administrative assistant to the offensive and special teams coaching staff at the University of California, Berkeley. He handles the computer operations (inputting game plans) and holds various on and off the field responsibilities for offense, including assisting wide receiver coach George Stewart. He also coordinates the scout teams for special teams coach Bruce DeHaven.

As a youngster, Sugarman was a Cal team manager while he was a student at Acalanes High School in Lafayette. His younger brother, Adam, is a quarterback at Cal.

Born 5-23-72, Andy is single and resides in San Francisco, CA.

**Sugarman's coaching background:** 1991-1997 (California), 1998-curr. (49ers).



## LINDSY MCLEAN HEAD ATHLETIC TRAINER



Lindsay McLean, who has been an athletic trainer for 39 years, is in his 22nd season with the 49ers.

The team's head trainer since '82, McLean joined the 49ers as co-trainer in 1979, following 11 years as head trainer at the University of Michigan (1968-78).

Besides working with Michigan's athletes (1961-62 and 1968-78), McLean also served as head trainer at UC Santa Barbara (1963-64) and San Jose State (1965-67). He was named United States Collegiate Trainer-of-the-Year in '76.

A Vanderbilt graduate (1960), McLean received his certification in physical therapy from Herman Hospital in Houston, TX in '61. He entered the training profession as an assistant at Michigan prior to joining the UC Santa Barbara staff.

McLean served as chairman of the National Athletic Trainers' Association (NATA) Certification Committee for 10 years, was a U.S. Olympic Team trainer for the '76 Winter Games and was inducted into the NATA's Hall of Fame in 1988. He also has served as chairman of NATA's sub-committee for its prestigious Most Distinguished Athletic Trainer Award.

Additionally, Lindsay has served on the NATA Grants and Scholarship Committee and served on the Fiftieth Anniversary Task Force. He is a charter member of the Far West Athletic Trainers' Association Hall of Fame and is also a member of the Michigan Athletic Trainers' Society Hall of Fame.

Born in Nashville, TN (6-28-38), McLean is single and lives in Redwood City, CA.

## TODD LAZENBY ASSISTANT ATHLETIC TRAINER



Todd Lazenby is in his fifth year as assistant athletic trainer. He joined the organization following five years with the HealthSouth Corporation in Orlando, FL, where he was the staff athletic trainer. During his tenure with HealthSouth (1991-95), Lazenby coordinated the HealthSouth golf program, covered high school athletics and treated patients in the clinic. He arrived with familiarity with the 49ers' organization, having worked the team's 1990 training camp.

Prior to joining HealthSouth in 1991, Lazenby served as a graduate assistant on the training staff at Ohio State University in Columbus. While with the Buckeyes, he worked with a number of sports including the football, ice hockey, and men's gymnastics teams, among a host of others.

Lazenby, 33, earned a bachelor's degree from Ohio State in health education and a master's degree in sports management. He is a certified member of the NATA.

He and his wife, Stevie, have a son, Caleb (8-3-95), and a daughter, Lilli (12-10-98). The family lives in Milpitas, CA.

## JEFF TANAKA ASSISTANT ATHLETIC TRAINER



Jeff Tanaka is in his second year as an assistant athletic trainer. He spent the two previous years at the University of California, Berkeley in the same capacity.

Tanaka served four years in the professional ranks before his tenure at Cal, beginning with a training camp internship with the Los Angeles Raiders in 1994. He then spent two seasons as a graduate assistant with the 49ers (1995-96), before accepting a position as an athletic assistant for the Amsterdam Admirals of NFL Europe in '97.

After a one-year stint in Amsterdam, Tanaka spent the next three years at Cal, where he was head athletic trainer for men's basketball, the men's and women's swim teams, as well as an assistant for the football team.

Jeff, 29, received a Bachelor's degree in Physical Education from Cal Poly, San Luis Obispo in 1994, and is in the process of completing his thesis at San Jose State University. As a student trainer at Cal Poly, Tanaka had experience with all 17 sports for the Mustangs, including football, basketball and women's volleyball. While serving his graduate assistantship through San Jose



State, he was the first athletic trainer at Santa Teresa (CA) High School, where he implemented the program and facility.

Born and raised in San Jose, CA (4-14-71), Tanaka graduated from Branham High School. He is a certified member of the National Athletic Trainers' Association (NATA) and California Athletic Trainers' Association (CATA).

Jeff is single and resides in San Jose, CA.

### KEVIN LARTIGUE EQUIPMENT MANAGER



Kevin Lartigue enters his fourth year with the 49ers, his third as the team's equipment manager. Lartigue served as assistant equipment manager in 1997 before being promoted to equipment manager during the '97 off-season. His background includes six years in the equipment department at his alma mater, Michigan State University.

"Tique" gained valuable experience at MSU, having spent the previous two and a half years (1994-97) as assistant equipment manager under Nick Saban. Serving as student manager (1991-94) under the direction of coach George Perles, Lartigue was honored as Student Manager-of-the-Year in 1994.

Lartigue, 32, earned his bachelor's degree in advertising in 1994. A certified equipment manager, Lartigue is a member of the Athletic Equipment Managers' Association.

Born (11-16-67) in Lansing, MI, Kevin is single and resides in San Jose, CA.

### JIM ABRAMS NORTHEAST REGIONAL SCOUT



Jim Abrams is in his seventh year as a regional scout for the 49ers. He took over the East region in 1994, after spending two seasons as a scouting assistant.

A 1987 graduate of Kent University, Abrams served as a graduate assistant at UNLV (1988), Purdue (1989-90), and Ohio State (1991). At all three schools, he served as linebackers coaching assistant.

Born in Warren, OH (10-12-62), Abrams attended McAteer High in San Francisco before attending City College (1981-82). He later transferred to Kent (1983-87), where he played free safety and earned a bachelor's degree in physical education.

Abrams and his wife, Penny, reside in Skaneateles, NY with their sons, Aleksandr James (8-23-95) and Sedrick Jameson (8-24-99).

### JOHN BRUNNER MIDWEST REGIONAL SCOUT



John Brunner is in his 10th season as an area scout for the 49ers.

He has 19 years experience as an NFL assistant coach and scout, including duties with Detroit (running backs coach, 1980-82), Green Bay (running backs coach, 1983), Tampa Bay (offensive coordinator, 1984), New England (scout, 1985-86), and Minnesota (running backs coach, 1987-91).

Brunner played college football at Maryland (1955-56) and East Stroudsburg State (1958-59). After earning his master's degree in physical education from East Stroudsburg in 1960, he coached high school and college football for 20 years, holding positions at Middletown (NY) High (1960-66), Villanova (1967-69), Temple (1970-73 & 1977-79), and Princeton (1974-75).

Born in Perkesie, PA (9-6-37), Brunner has seven children: Scott (former NFL quarterback), Jack, Penny, Jan, Jeff, Todd, and Mark. John and his wife, Pat, reside in Clearwater, FL.



## BRIAN GARDNER WEST REGIONAL SCOUT



Brian Gardner is in his sixth year with the 49ers as a scout for the West region.

Prior to joining San Francisco in 1995, he spent three seasons as a scout for the Tampa Bay Buccaneers. In 1991, Gardner was a pro personnel director and wide receivers coach for the Washington Marauders of the professional spring football league.

His football background includes time in the Arena Football League with the New Orleans Night franchise as both defensive coordinator and director of football operations. He also was a three-year veteran as a player in the Arena League with New England, Pittsburgh, and New York. He also spent a season in the CFL with the Saskatchewan Rough Riders.

Gardner, 35, is a native of New Orleans. He played college football at Prairie View A&M, where he was a three-year letterman and graduated with a bachelor's degree in communications. Married, he and his wife, Vanessa, have two sons, Royal Jalvia (11-2-95) and Tyler J. (2-27-99), and live in LaPlace, LA.

## JIM GRUDEN SOUTHEAST REGIONAL SCOUT



Jim Gruden, a veteran of 32 professional and collegiate football seasons, is in his 15th year with San Francisco.

Gruden came to the 49ers in 1987 following five seasons with Tampa Bay as director of player personnel (1984-86) and running backs coach (1982-83).

Born in Cleveland, OH, Jim joined the NFL ranks in '82, after 15 years of assistant collegiate coaching at Heidelberg (OH) College (1966-68), Dayton (1969-72), Indiana (1973-77), and Notre Dame (1978-80). He was with the Fighting Irish during Joe Montana's playing days, and at Dayton he was an assistant coach under John McVay.

Gruden and his wife, Kathy, have three adult sons: Jim (a radiologist in New York City), Jay (the Arena League's all-time leading passer and head coach of the Orlando Predators of the Arena League), and Jon (Oakland Raiders head coach). The couple lives in Tampa, FL.

## OSCAR LOFTON SOUTHEAST REGIONAL SCOUT



Oscar Lofton, who joined the 49ers' scouting staff in 1992, begins his ninth season with the club.

His football background includes six years as a scout for the National Football Scouting Combine (1986-92) and coaching stints at Holy Cross College (1963-66), Hammond (LA) High (1967-73), and Tulane (1973-79).

A three-sport athlete in football, basketball, and track at Southeastern Louisiana, Lofton was enshrined into that school's Hall of Fame in 1960. He received his master's degree in physical education in 1966, and served SLU as athletic director (1979) and head coach (1980-85). He played three seasons (1960-61 & '63) for the Boston Patriots, missing the 1962 campaign while in the U.S. Army.

Born in McCall Creek, MS, Lofton and his wife, Billie Jean, have three grown sons (Kelly, Andy, and Kyle) and seven grandchildren. The couple lives in Hammond, LA.




# ORGANIZATION

## ADMINISTRATION



**Lynn Carrozzi**  
Ticket Manager



**Murlan "Mo" Fowell**  
Director of Stadium  
Operations



**Melrene Frear**  
Controller



**Alex Ignacio**  
Director of  
Information  
Systems



**Rodney Knox**  
Director of  
Communications/  
Marketing



**R. C. Owens**  
Executive  
Assistant/Alumni  
Coordinator



**Kirk Reynolds**  
Director of Public  
Relations



**Robert Yanagi**  
Video Operations  
Director



**Anthony Lozano**  
Facilities Manager



**Darla Maeda**  
Public & Community  
Relations  
Coordinator



**Donna Barnes**  
Ticket  
Office/Stadium  
Operations



**Berit Einsiedl**  
Receptionist/  
Fan Mail



**Fred Formosa**  
Director of  
Security



**Nikki Hawkins**  
Marketing  
Coordinator



**Willie McNeil**  
Security



**Dawn Beres**  
Asst. Defensive  
Coaches/Special  
Teams



**Sally Fenster**  
Payroll Specialist



**Richard Genoff**  
Sports Turf  
Manager/Head  
Groundskeeper



**Hilary Heuermann**  
Executive  
Assistant/Football  
Operations



**Jim Mercurio**  
Asst. Director  
Stadium  
Operations



**Gary Burcham**  
Maintenance  
Assistant/Stadium  
Operations



**Jeff Fontana**  
Business Office



**Fred Gualco**  
Security  
Coordinator



**Sean Howard**  
Pro Personnel  
Assistant



**Dario Montenegro**  
Security



**Angela Christiansen**  
Administrative  
Asst./Pro Personnel



**Sandy Fontana**  
Business Office



**Tom Hastings**  
Communications  
Manager



**Kristin Johnson**  
Public Relations  
Assistant



**Carri Parham**  
Receptionist/  
Highlight Tapes

## FRONT OFFICE STAFF



**Ben Parks Jr.**  
Security



**Nick Pettit**  
Assistant  
Equipment  
Manager



**Dave Rahn**  
Coordinator of  
Travel & Team  
Services



**Eduardo Sandoval**  
Housekeeping



**Raul Sandoval**  
Maintenance



**Michele Sharp**  
Business Office



**Ted Staryk**  
College Scouting  
Assistant/Draft  
Room



**Chad Steele**  
Public Relations  
Assistant



**Gail Tobriner**  
Assistant Ticket  
Manager



**Keena Turner**  
Player Relations



**Steve Urbaniak**  
Assistant  
Equipment  
Manager



**Jimmy Vaughn**  
Security



**José Vasquez**  
Housekeeping



**Craig Walsh**  
Senior Marketing  
Manager



**Jane Walsh**  
Executive  
Assistant/General  
Manager



**Debye Wheelchel**  
Assistant  
Controller



**Virginia  
Whittaker**  
Business Office




**Keith Yanagi**  
Video Operations  
Assistant



The San Francisco 49ers honored offensive line coach Bobb McKittrick with a ceremony during half time against the Tennessee Titans October 3, 1999. Among those who spoke were former 49er linemen Bubba Paris and Jesse Sapolu, along with General Manager Bill Walsh who is pictured above with McKittrick.

### HOT HAND

Jeff Garcia was perhaps the most improved quarterback during the final five games of the 1999 season. The first-year starter ranked third in the NFL with 844 yards passing, trailing only Carolina's Steve Beuerlein (953) and the N.Y. Giants Kerry Collins (886). Garcia's quarterback rating of 98.3 during that stretch ranked third in the NFL. He trailed only Beuerlein (107.1) and the Rams Kurt Warner (105.3). Garcia directed 19 scoring drives, completed 66.5 percent of his passes and was sacked just two times for 22 yards over the last five games.



**PLAYER PROFILES**



FRED

BEASLEY

AUBURN

40

FULLBACK



- ◆ Ht: 6-0, Wt: 238, Born: 9-18-74
- ◆ 3rd Year (D-6 in '98)
- ◆ Games/Starts: 1999-13/11; Career-29/11
- ◆ Signed through 2000

**CAREER:** Emerged as talented runner, receiver and blocking back in second season with 49ers...Was inactive during first three games of 1999 season, but joined starting lineup in Week 4 and never left...Finished year with **CAREER-HIGH** 276 yards rushing and **CAREER-HIGH** 282 yards receiving...Tied for team lead with **CAREER-HIGH** four rushing touchdowns...Helped 49ers lead NFL in rushing in 1999.

**ACQUIRED:** Selected by 49ers in sixth round (No. 180 overall) of 1998 NFL Draft.

**1999:** Finished season with **CAREER-HIGH** 276 yards rushing and **CAREER-HIGH** 282 yards receiving...Scored **CAREER-HIGH** four touchdowns, all rushing...Played in 13 games, including 11 starting assignments after being inactive Weeks 1-3...Saw action at fullback and special teams vs. Tennessee (10-3)...Rushed twice for two yards and averaged 13.5 yards on two receptions vs. Titans...Made first career start at St. Louis (10-10), rushed twice for four yards and caught nine-yard pass...Started and caught four passes for 46 yards vs. Carolina (10-17)...Blocking helped RB Charlie Garner rush for 85 yards and average 5.3 yards per carry vs. Panthers...Carried five times for 20 yards, including long of 14, and had one reception at Minnesota (10-24)...Recorded five carries for 25 yards and had one reception for nine yards vs. Pittsburgh (11-7)...Lead blocking helped Garner rush for career-best 166 yards vs. Steelers...Started and rushed six times for 26 yards and caught two passes for 19 yards at New Orleans (11-21)...Scored first career touchdown on one-yard plunge vs. St. Louis (11-21)...Also caught three passes for 25 yards vs. Rams...Rushed eight times for 47 yards and caught three passes for 26 yards vs. Green Bay (11-29)...Started at Cincinnati (12-5) and caught two passes for 19 yards...Rushed eight times for 26 yards and **CAREER-HIGH** two touchdowns vs. Atlanta (12-12)...Scored on runs of two and one yard vs. Falcons...Scored on 44-yard touchdown run on only carry at Carolina (12-18)...Also caught **CAREER-HIGH** six passes for 66 yards at Panthers...Carried **CAREER-HIGH** 12 times for **CAREER-HIGH** 65 yards vs. Washington (12-26)...Recorded two receptions for 12 yards in season finale at Atlanta (1-3).

**1998:** Played in all 16 regular season games and both postseason games, mostly on special teams...Finished year with one reception for 11 yards...Recorded special teams tackle vs. N.Y. Jets (9-6)...Recorded special teams tackle and forced fumble vs. Atlanta (9-27)...Caught 11-yard pass and played on special teams at New Orleans (10-11)...Recorded two assisted tackles on special teams vs. St. Louis (12-27)...Played on special teams vs. Green Bay (1-3) in NFC Wild Card Game...Also played on special teams in NFC Divisional Playoff Game at Atlanta (1-9).

**COLLEGE:** Split time at tailback and fullback during career at Auburn...Finished collegiate career with 1,241 yards rushing and 567 yards receiving...Closed career with 16 rushing touchdowns...Started every game at fullback as senior...Led team with seven rushing touchdowns...Also caught 16 passes for 225 yards and two touchdowns...As junior split 12 games alternating as starting tailback and fullback...Recorded 428 yards on 94 carries...Started nine games as sophomore fullback...Totaled six touchdowns...Played in 10 games as freshman, splitting time at tailback...Majored in psychology.

**PERSONAL:** Born Frederick Jerome Beasley (9-18-74) in Montgomery, AL...Prepped at Robert E. Lee High in Montgomery, AL...Earned *USA Today* and *Parade* All-America honors as senior...Two-time all-state selection...Rushed for 3,894 yards and 62 touchdowns during prep career...Was three-year starter and helped lead Lee to state championships in 1991 and 1992...Ankle injury limited him to eight games as senior but rushed for 980 yards and 16 touchdowns...Also lettered in track...Was two-time State and AAU National decathlon champion at Lee High...Married, he and wife, Jackie, have one son, Frederick Jerome Jr. (8-30-98)...Family resides in Montgomery, AL.



## Did You Know...

Fred is the eighth of nine children, Beasley's father, Fred Sr., who had a strong influence on all of his children, ran his own construction company and some night-clubs. Fred Sr. was murdered while locking up one of his clubs when Fred Jr. was only 13 years old.

## BEASLEY'S NFL STATISTICS

YEAR	G/S	RUSH	YDS	AVG	TD	LONG	REC	YDS	AVG	TD	LONG
1998	16/0	0	0	0.0	0	0	1	11	11.0	0	11
1999	13/11	58	276	4.8	4	44t	32	282	8.8	0	24
<b>Career</b>	<b>29/11</b>	<b>58</b>	<b>276</b>	<b>4.8</b>	<b>4</b>	<b>44t</b>	<b>33</b>	<b>293</b>	<b>8.9</b>	<b>0</b>	<b>24</b>
Postseason											
1998	2/0	0	0	0.0	0	0	0	0	0.0	0	0
<b>Career</b>	<b>2/0</b>	<b>0</b>	<b>0</b>	<b>0.0</b>	<b>0</b>	<b>0</b>	<b>0</b>	<b>0</b>	<b>0.0</b>	<b>0</b>	<b>0</b>

**OTHER STATS: SPECIAL TEAMS TACKLES** - 1998 (4); **FORCED FUMBLES** - 1998 (1)

## BEASLEY'S CAREER HIGHS

**RUSHES** - 12 vs. Washington (12-26-99)  
**RUSHING YARDS** - 65 vs. Washington (12-26-99)  
**LONG RUSH** - 44t at Carolina (12-18-99)  
**TD RUSHES** - 2 vs. Atlanta (12-12-99)  
**RECEPTIONS** - 6 at Carolina (12-18-99)  
**RECEIVING YARDS** - 66 at Carolina (12-18-99)  
**LONG RECEPTION** - 24 at Carolina (12-18-99)

# SHONN

# BELL

VIRGINIA-WISE

# 82

**TIGHT END**



- ♦ Ht: 6-5, Wt: 248, Born: 10-25-74
- ♦ 2nd Year (FA in '99)
- ♦ Games/Starts: 1999-2/0; Career-2/0
- ♦ Signed through 2000

**CAREER:** Tall, athletic player adds depth to tight end and special teams...Saw limited action during first season with 49ers while battling shoulder injuries...Played in two games before being placed on Injured Reserve...Worked hard during offseason to add strength and size, gaining 12 pounds of muscle.

**ACQUIRED:** Signed by 49ers as free agent (1-20-99)...Originally signed as free agent by Houston in 1996 but waived during training camp...Signed as free agent by 49ers (6-12-98) and waived during training camp.

**1999:** Played in two games before being placed on Injured Reserve (10-26)...Opened season with one special teams tackle at Jacksonville (9-12)...Left game in first quarter with right shoulder dislocation...Inactive Weeks 2-6 with shoulder injury...Returned to action at Minnesota (10-24), but left game in fourth quarter with right shoulder separation...Placed on Injured Reserve (10-26).



**PRO:** Allocated to Scotland Claymores of NFL Europe (2-22-99)...Finished with 15 receptions for 247 yards and three touchdowns...Spent 1997 season playing semi-pro football for Cook County Cardinals in Chicago, IL...In 1998 played with Central Virginia Storm...Earned honorable mention as tight end and was first-team All-America special teams Mason-Dixie...Was AFA National Player-of-the-Year.

**COLLEGE:** Started four years at Clinch Valley College...American Football Coaches Association first-team All-America, NAIA Honorable Mention All-America and *Football Gazette* Honorable Mention All-America pick as senior...Recorded 84 receptions for 1,224 yards and 16 touchdowns in career...Played in Blue Gray All-Star Football Classic in 1995...Became first player from Clinch Valley to sign professional contract and play in college All-Star game...Majored in accounting.

**PERSONAL:** Born Jamara Riashonn Bell (10-25-74) in Waynesboro, VA...Graduated from Stuarts Draft High...High school football career was played in Gesen, Germany, where father was stationed in U.S. Army...Returned to Virginia spring senior year and qualified for state tournament as heavyweight wrestler...Single...Resides in Stuarts Draft, VA.

## Did You Know...

Bell, the first player ever from Clinch Valley College (now University of Virginia-Wise) to sign a pro contract, went to high school in Germany. He also served as a deputy sheriff in Virginia for a period of time.

# ZACK

# BRONSON

MCNEESE STATE

# 31



- ◆ Ht: 6-1, Wt: 201, Born: 1-28-74
- ◆ 4th Year (FA in '97)
- ◆ Games/Starts: 1999-15/2; Career-42/3
- ◆ Signed through 2000

**SAFETY**

**CAREER:** Four-year veteran has range to play free safety and power to play strong safety...Has been valuable reserve first three years appearing in 42 games, including three as starter.

**ACQUIRED:** Signed by 49ers as undrafted free agent in 1997.

**1999:** Played in 15 games and made two starts...Finished season with 22 tackles (15 solo)...Played on special teams and recorded one assisted tackle at Jacksonville (9-12)...Saw action at safety and on special teams vs. New Orleans (9-19)...Tallied one special teams stop at Arizona (9-27)...Assisted on special teams tackle vs. Tennessee (10-3)...Recorded special teams stop at St. Louis (10-10)...Saw action on special teams and from scrimmage vs. Carolina (10-17)...Replaced Tim McDonald (concussion) and recorded six tackles (two solo) and one pass defended at Minnesota (10-24)...Made first start of season in place of Lance Schulters (high ankle sprain) and recorded **CAREER-HIGH** six solo tackles vs. Pittsburgh (11-7)...Made second consecutive start at New Orleans (11-14) and recorded seven tackles...Saw action at safety and recorded three tackles (two solo) vs. St. Louis (11-21)...Credited with two special teams tackles vs. Green Bay (11-29)...Saw action on special teams at Cincinnati (12-5)...Recorded one special teams stop vs. Atlanta (12-12)...Played from scrimmage and special teams at Carolina (12-18)...Appeared on special teams before leaving game with right arch injury vs. Washington (12-26)...Placed on Injured Reserve (12-29) with right plantar fascia tear.

**1998:** Played in 11 games and made one start during regular season...Finished with 20 tackles and tied for team lead with **CAREER-HIGH** four interceptions (34 yards)...Also recorded seven



special teams tackles...Appeared in nickel coverage vs. N.Y. Jets (9-6) and recorded three solo tackles...Recorded two tackles at Washington (9-14)...Had outstanding game vs. Atlanta (9-27) with two interceptions, two passes defended and one special teams tackle...Inactive at New Orleans (10-11) and vs. Indianapolis (10-18) with right hip injury...Returned to action at St. Louis (10-25) and recorded two solo tackles on defense and three solo special teams stops...Recorded two tackles, one pass defended, returned interception 28 yards and registered two special teams tackles at Green Bay (11-1)...Registered five tackles (three solo) and returned interception six yards vs. New Orleans (11-22)...Made first career start and recorded four tackles and one pass defended vs. N.Y. Giants (11-30)...Also credited with one special teams tackle vs. Giants...Played from scrimmage and on special teams at Carolina (12-6) but suffered right hamstring injury...Inactive Weeks 15-17 with right hamstring injury...Recorded one solo tackle vs. Green Bay (1-3) in NFC Wild Card Game...Posted three solo stops at Atlanta (1-9) in NFC Divisional Playoff Game.

**1997:** Played 16 games as reserve safety and on special teams...Finished with 30 tackles (17 solo), one interception and two passes defended...Posted seven tackles and one fumble recovery on special teams...Had one tackle and recovered fumbled punt to set up team's first touchdown at St. Louis (9-7)...Made **CAREER-HIGH** nine tackles (five solo) and broke up one pass at Atlanta (10-19)...Recorded first career interception and made one tackle at New Orleans (10-26)...Registered three tackles on defense and season-high two special teams stops vs. Denver (12-15)...Tied for team-lead with seven tackles (four solo) at Seattle (12-21)...Played in both postseason games vs. Minnesota (1-3) and Green Bay (1-11)...Had special teams stop against Minnesota...Made one tackle against Green Bay in NFC Championship Game.

**COLLEGE:** Four-year starter at McNeese State...Three-time NCAA 1-AA All-America...Missed three games as senior, but finished with 76 tackles, seven passes defended and one interception and earned All-America honors...Four-time first-team all-Southland Conference selection...Posted 10.1-yard punt return average for career...Recorded school record nine interceptions as freshman...Ranks second in school history with 19 career interceptions...Liberal studies major.

**PERSONAL:** Born Robert Zack Bronson (1-28-74) in Jasper, TX...Prepped at Jasper High, playing football, basketball and ran track...Was two-way star as defensive back and wide receiver...Also recorded kicks...Earned all-state honors in mile relay...Single...Resides in Jasper, TX during offseason.

## Did You Know...

Bronson grew up in Jasper, TX, which is about a five-hour drive from New Orleans, LA. He went to school at McNeese State, which is about 200 miles from New Orleans and plays once a year at the Louisiana Superdome against the New Orleans Saints as a member of the 49ers. In his first game playing in front of basically would be a "home-town" crowd, Bronson intercepted a pass which led to a 49ers field goal. The 49ers won the game 23-0.

## BRONSON'S NFL STATISTICS

YEAR	G/S	TACKLES				PASS						
		TOT	SOLO	AST	SACKS	YDS	DEF	INTS	YDS	FF	FR	YDS
1997	16/0	30	17	13	0	0	2	1	22	0	1	3
1998	11/1	20	13	7	0	0	5	4	34	0	0	0
1999	15/2	22	15	7	0	0	1	0	0	0	0	0
<b>Career</b>	<b>42/3</b>	<b>72</b>	<b>45</b>	<b>27</b>	<b>0</b>	<b>0</b>	<b>8</b>	<b>5</b>	<b>56</b>	<b>0</b>	<b>1</b>	<b>3</b>
Postseason												
1997	2/0	1	0	1	0	0	0	0	0	0	0	0
1998	2/0	4	4	0	0	0	0	0	0	0	0	0
<b>Career</b>	<b>4/0</b>	<b>5</b>	<b>4</b>	<b>1</b>	<b>0</b>	<b>0</b>	<b>0</b>	<b>0</b>	<b>0</b>	<b>0</b>	<b>0</b>	<b>0</b>

**OTHER STATS: (REGULAR SEASON) SPECIAL TEAMS TACKLES - 1997 (7), 1998 (7), 1999 (8); (POSTSEASON) SPECIAL TEAMS TACKLES - 1997 (1)**



## BRONSON'S CAREER HIGHS

**TOTAL TACKLES** - 9 at Atlanta (10-19-97)  
**SOLO** - 6 vs. Pittsburgh (11-7-99)  
**ASSISTS** - 4 at Atlanta (10-19-97)  
**INTERCEPTIONS** - 2 vs. Atlanta (9-27-98)  
**LONG INTERCEPTION RETURN** - 28 at Green Bay (11-1-98)  
**FUMBLE RECOVERIES** - 1 at St. Louis (9-7-97)

# RAY

# BROWN

## ARKANSAS STATE

# 65

## GUARD



- ♦ Ht: 6-5, Wt: 318, Born: 12-12-62
- ♦ 15th Year (FA in '96)
- ♦ Games/Starts: 1999-16/16; Career-189/129
- ♦ Signed through 2005

**CAREER:** Powerful technician was named winner of the 1999 Bobb McKittrick Award, given annually to 49ers offensive lineman who displays dedication, excellence and commitment of former offensive line coach Bobb McKittrick...Brown has won McKittrick award in two of past three seasons...Excels in all phases of game...Powerful run blocker who still moves well on run...Dominant pass protector with great leverage, balance and strength.

**ACQUIRED:** Signed by 49ers as free agent in 1996...Originally drafted by St. Louis Cardinals in eighth round (No. 201 overall) of 1986 NFL draft...Signed by Washington as Plan B free agent in 1989.

**1999:** (With San Francisco) Started all 16 games at left guard as 49ers led NFL with 2,095 yards rushing...Started at guard Weeks 1-7...Started at guard as team rushed for 223 yards and RB Charlie Garner posted career-high 166 yards vs. Pittsburgh (11-7)...Started at left guard Weeks 10-12...Started at left guard as offense produced season-high 542 yards, including 437 yards passing with no sacks at Cincinnati (12-5)...Dominating run-blocking helped Garner rush for 107 yards vs. Atlanta (12-12)...Started at left guard and did not allow a sack as QB Jeff Garcia passed for 303 yards at Carolina (12-19)...Posted dominating performance against Washington (12-26)...His play helped limit Redskins defensive tackle tandem of Dana Stubblefield and Dan Wilkinson to three tackles as Garner rushed for 129 yards on 16 carries (8.1)...Started as team totaled 506 yards of offense, including 373 yards passing, at Atlanta (1-3)...Offensive line did not allow sack at Falcons.

**1998:** (With San Francisco) Started all 16 games at left guard for NFL's number one ranked rushing team...Started at left guard in season opener vs. N.Y. Jets (9-6)...Lead block on trap play opened hole for RB Garrison Hearst's 96-yard touchdown run in overtime win against Jets...Started at guard at Washington Redskins (9-14) and limited DT Dana Stubblefield to one tackle as 49ers rushed for 210 yards in 45-10 victory...Named Breathe Right Offensive Lineman-of-the-Week for performance at Washington...Started at New Orleans (10-11) and made key downfield block on Hearst's 33-yard touchdown reception...Started at left guard as team rushed for 237 yards vs. N.Y. Giants (11-30)...Started at left guard as team rolled to 236 rushing yards at Carolina (12-6)...Started at guard as 49ers set **TEAM RECORD** 328 yards rushing vs. Detroit (12-14)...Started vs. Green Bay (1-3) in NFC Wild Card Game, helping Hearst rush for 128 yards in victory...Started at Atlanta (1-9) in NFC Divisional Playoff Game.

**1997:** (With San Francisco) Started 15 games at left guard...Missed one game with sprained left foot...Started at left guard and helped 49ers produce season-high 219 yards rushing at Carolina (9-29)...Suffered left foot injury at Atlanta (10-19)...Inactive against New Orleans (10-26)...Started both postseason games vs. Minnesota (1-3) and Green Bay (1-11)...Helped 49ers rush for 175 yards in NFC Divisional Playoff Game against Minnesota.



**1996:** (With San Francisco) Started all 16 games at left guard...Did not miss snap in five games...Had top individual performance against former team Washington (11-24), limiting defensive tackle Sean Gilbert to three tackles and no sacks...Started at left guard as 49ers rushed for season-high 199 yards at Atlanta (12-2)...Helped 49ers rush for 349 yards and 5.8-yard average in two games against Falcons...Started both postseason games vs. Philadelphia (12-29) and at Green Bay (1-4).

**1995:** (With Washington) Started all 16 games at left guard for Redskins and played all but four snaps from scrimmage all season, participating in 99.6% of offensive plays...Only action missed all season was in Week 4 at Tampa Bay (9-24) to sit out three plays due to heat...Also missed one play in fourth quarter after suffering pinched nerve in shoulder vs. Buccaneers...Played left tackle for part of game vs. Seattle (11-19) in place of injured Joe Patton.

**1994:** (With Washington) Started all 16 games, logging first 14 at left guard and final two at left tackle in place of injured Jim Lachey...Saw action in 92% of Redskins offensive plays, seeing duty on 938 of team's 1,016 offensive snaps...Also saw action at tight end on short-yardage situations beginning in Week 8.

**1993:** (With Washington) Opened year with seven starts at left guard...Switched to right tackle on second offensive series of game at Buffalo (11-1)...Started following three games at right tackle before moving back to left guard...Broke left thumb vs. Philadelphia (11-28)...Had two screws inserted into finger and was forced out of starting lineup; however, continued to play on short-yardage situations.

**1992:** (With Washington) Opened year as reserve at left guard...Became starting right tackle in Week 13 after Joe Jacoby was injured.

**1991:** (With Washington) Spent entire season on Injured Reserve (elbow).

**1990:** (With Washington) Spent entire regular season on Injured Reserve (elbow)...Activated for playoffs and participated in NFC Divisional Playoff Game at San Francisco (1-12).

**1989:** (With Washington) First season as member of Redskins...Did not play until 10th game of season vs. Philadelphia (11-12), entering game in first quarter in place of Joe Jacoby...Earned game ball by not allowing sack vs. Reggie White, helping pave way for 10-3 win.

**1988:** (With Arizona) Played in 15 games as member of Cardinals, earning starting assignment in season finale.

**1987:** (With St. Louis) Waived by Cardinals during training camp...Re-signed (9-12) and started three games at left tackle before going on Injured Reserve (11-12) due to torn finger tendon...Re-activated (12-12) for final three games.

**1986:** (With St. Louis) Played first six games as reserve tackle with Cardinals...On Injured Reserve for five games at midseason with knee injury...Started final four games at left guard.

**COLLEGE:** All-Southland Conference selection at Arkansas State...First player in conference history to be named first-team all-conference at two different positions in same season (OL and TE)...Was 237-pound tight end in wishbone...Began collegiate career at Memphis State, before transferring to Arkansas State.

**PERSONAL:** Full name is Leonard Ray Brown Jr....Born (12-12-62) in Marion, AR, and was all-state football player on both offense and defense at Marion High...Once made 25 tackles in high school game...One of four children in family to attend college on athletic scholarship...Active in Special Olympics program...Married, he and wife, Ashley, have four children: Lentisha (12-2-81), Tyler (12-2-83), Andrea (1-12-87), and Miriam (12-30-95)...The Browns live in San Jose, CA.

## Did You Know...

Brown was voted class president in high school in Arkansas. With that honor he won a trip to the State Capital and got to meet the then-Governor, current President Bill Clinton.



## BROWN'S NFL STATISTICS

**REGULAR SEASON GAMES/STARTS** - St. Louis/Phoenix 1986 (11/4), 1987 (7/3), 1988 (15/1), Washington 1989 (7/0), 1990 (IR), 1991 (IR), 1992 (16/8), 1993 (16/14), 1994 (16/16), 1995 (16/16), San Francisco 1996 (16/16), 1997 (15/15), 1998 (16/16), 1999 (16/16)  
**CAREER** - 189/129, **POSTSEASON GAMES/STARTS** - Washington 1990 (1/0), 1991 (IR), 1992 (2/2), San Francisco 1996 (2/2), 1997 (2/2), 1998 (2/2); **CAREER** - 9/8

## JUNIOR BRYANT

NOTRE DAME

90



- ◆ Ht: 6-4, Wt: 278, Born: 1-16-71
- ◆ 6th Year (FA in '93)
- ◆ Games/Starts: 1999-16/16; Career-80/40
- ◆ Signed through 2006

### DEFENSIVE TACKLE

**CAREER:** Junior Bryant has established himself as one of most versatile and dependable defensive tackles in NFL...Signed seven-year contract during offseason after being tabbed team's "number one free agent priority," by Vice President Bill Walsh and Head Coach Steve Mariucci...Bryant is coming off solid 1999 season...Started all 16 games and led all 49ers defensive linemen with 55 tackles...Originally joined 49ers as undrafted free agent in 1993. Enters 2000 having never missed a game, playing in 80 consecutive.

**ACQUIRED:** Signed with 49ers as undrafted free agent in 1993...Signed seven-year contract 2-17-00.

**1999:** Started and played in all 16 games...Started 11 games at defensive tackle and five at defensive end...Finished year with 55 tackles and 4.5 sacks...Opened season with three tackles, including 10-yard sack of QB Mark Brunell at Jacksonville (9-12)...Started at right defensive tackle and recorded two tackles and one pass defended vs. New Orleans (9-19)...Recorded seven tackles (three solo) at Arizona (9-27)...Tallied four solo tackles, including two sacks for 18 yards, vs. Tennessee (10-3)...Also had one pass defended vs. Titans...Started at defensive tackle and recorded three solo tackles and recovered fumble in end zone for touchdown at St. Louis (10-10)...Also recorded one pass defended vs. Rams...Started at left defensive end for injured Marvin Washington (ruptured patellar tendon) vs. Carolina (10-17)...Recorded two solo tackles, including nine-yard sack, and one forced fumble returned for touchdown by Mark McMillian vs. Panthers...Registered three tackles (two solo) and one forced fumble returned by Darnell Walker for touchdown at Minnesota (10-24)...Started at left defensive end and recorded four tackles vs. Pittsburgh (11-7)...Started at right defensive tackle and recorded five tackles (three solo) at New Orleans (11-14)...Started at tackle and registered two solo stops vs. St. Louis (11-21)...Tallied five solo tackles, one shared sack and one pass defended vs. Green Bay (11-29)...Started at right defensive tackle and recorded four tackles at Cincinnati (12-5)...Started at defensive end and tallied two tackles vs. Atlanta (12-12)...Started at defensive end and recorded four solo tackles at Carolina (12-18)...Recorded four solo stops at Atlanta (1-3).

**1998:** Started all 16 regular season games and both postseason games at right defensive tackle...Finished with 46 tackles (31 solo), 5.0 sacks, four passes defended and six quarterback pressures...Recorded four tackles, including nine-yard sack, against N.Y. Jets (9-6)...Registered four solo stops and one pass defended at Washington (9-14)...Totaled three tackles, including one sack for 10 yards, and one pass defended vs. Atlanta (9-27)...Credited with four tackles (three solo) at Buffalo (10-4)...Notched four tackles, including shared sack (Bryant Young), at New Orleans (10-11)...Recorded two solo stops and shared sack (Bryant Young) vs. Indianapolis (10-18)...Recorded two tackles, including one-yard sack, and one pass defended at St. Louis (10-25)...Registered five tackles (three solo) at Green Bay (11-1)...Credited with three tackles (two solo) before temporar-



ily leaving game with right quadriceps bruise at Atlanta (11-15)...Started, but played sparingly with right quad bruise vs. New Orleans (11-22)...Recorded two solo tackles, one pass defended and blocked field goal vs. N.Y. Giants (11-30)...Recorded two solo tackles and blocked PAT vs. Detroit (12-14)...Registered three tackles (two solo), including 15-yard sack, and one forced fumble vs. St. Louis (12-27)...Started and recorded five solo stops in NFC Wild Card Game vs. Green Bay (1-3)...Started and recorded three solo tackles and returned interception four yards at Atlanta (1-9) in NFC Divisional Playoff Game.

**1997:** Played in 16 games and started three at left defensive tackle...Finished with 32 tackles (24 solo), 2.5 sacks and three quarterback pressures...Recorded seven tackles and one blocked punt on special teams...Played in both postseason games and totaled two tackles and two quarterback pressures...Registered four tackles on defense and season-high two on special teams against Atlanta (9-21)...Matched season-high with two special teams stops at Carolina (9-29)...Made one special teams tackle and blocked punt against St. Louis (10-12)...Became first 49er to block punt in non-strike regular season game since Bill Ring did it against Atlanta (12-2-84)...Made first start of season in place of injured Bryant Young (ankle) and posted season-high five tackles (three solo) and one sack at New Orleans (10-26)...Made second start at left defensive tackle and recorded two tackles and 1.5 sacks at Philadelphia (11-10)...Made third start and registered three tackles at Seattle (12-21)...Recorded two tackles and one quarterback pressure against Minnesota (1-3) in NFC Divisional Playoff Game...Had one quarterback pressure and broke up one pass in NFC Championship Game vs. Green Bay (1-11).

**1996:** Played in 16 games and made one start at right defensive tackle...Made 25 tackles (22 solo), had two passes defended and shared sack...Ranked fourth on team with 11 special teams tackles...Made six tackles and tied for team-high with two special teams tackles in two postseason games...Blocked pass late in fourth quarter, setting up Chris Doleman interception, to preserve win at Houston (10-27)...Credited with one special teams tackle and one vital fumble recovery at Washington (11-24), allowing 49ers to maintain possession and score game-tying touchdown...49ers won in overtime (19-16)...Started in place of injured Dana Stubblefield (back) and recorded three solo tackles at Atlanta (12-2)...Recorded season-high four tackles (three solo) vs. Detroit (12-23)...Posted four tackles on defense and two on special teams in NFC Playoffs against Philadelphia (12-29) and at Green Bay (1-4).

**1995:** First active NFL season following two years on 49ers' practice squad...Played in all 16 regular season games and NFC Divisional Playoff Game, including four starting assignments at left defensive tackle...Started Weeks 5-8 in place of injured Bryant Young (ankle)...Saw limited duty both from scrimmage and on special teams during first four games...Made first NFL start at left defensive tackle vs. N.Y. Giants (10-1) and responded by registering three solo tackles...Started and credited with six tackles (five solo) at Indianapolis (10-15)...Made third consecutive start and finished with four solo tackles and first career sack at St. Louis (10-22)...Registered fourth consecutive start and logged all 62 defensive plays, posting three tackles and one forced fumble, vs. New Orleans (10-29)...Credited with three tackles vs. Carolina (11-5) and Buffalo (12-3).

**1993-94:** Spent two seasons on 49ers' practice squad after signing as undrafted free agent.

**COLLEGE:** Lettered all four years at Notre Dame...Played primarily on special teams as freshman and sophomore, before starting in nine games as junior and racking up 27 tackles...Graduated with degree in marketing.

**PERSONAL:** Edward E. Bryant Jr. was born (1-16-71) and raised in Omaha, NE, where he earned all-state and All-America honors as senior at Creighton Prep...Involved in year-round martial arts training program to increase hand speed, balance and conditioning...Participates in Yoga to improve balance and flexibility...Established "90 Ways," a non-profit organization that provides financial scholarships to students in Omaha area...Holds annual football clinic and golf tournament in Omaha to provide professional coaching to junior high and high school kids as well as raise money for 90 Ways...Also hosts annual "Billiard Bash" pool tournament in Bay Area with Bryant Young, to raise funds for 90 Ways and Young Dreams Foundation...Active participant for Alisa Ann Ruch Burn Foundation, which hosts largest summer camp (Champ Camp) in world for adolescent burn victims, helping burn victims cope with pain and recovery...Has private pilot license and has been flying since 1995...Single, resides in Redwood City, CA.



## Did You Know...

Junior has a passion for flying, and is a licensed pilot. He has logged over 200 hours of flight time and is certified to fly single engine aircraft. He is currently instrument training to be able to fly larger aircraft.

## PLAYERS

### BRYANT'S NFL STATISTICS

YEAR	TACKLES					PASS						
	G/S	TOT	SOLO	AST	SACKS	YDS	DEF	INTS	YDS	FF	FR	YDS
1995	16/4	36	25	11	1.0	8	0	0	0	1	0	0
1996	16/1	25	22	3	0.5	1.5	2	0	0	0	2	1
1997	16/3	32	24	8	2.5	16	1	0	0	0	0	0
1998	16/16	46	31	15	5.0	39.0	4	0	0	1	0	0
1999	16/16	55	40	15	4.5	37.0	4	0	0	2	1	0
<b>Career</b>	<b>80/40</b>	<b>194</b>	<b>142</b>	<b>52</b>	<b>13.5</b>	<b>101.5</b>	<b>11</b>	<b>0</b>	<b>0</b>	<b>4</b>	<b>3</b>	<b>1</b>
Postseason												
1995	1/0	0	0	0	0.0	0	0	0	0	0	0	0
1996	2/0	4	3	1	0.0	0	0	0	0	0	0	0
1997	2/0	2	2	0	0.0	0	1	0	0	0	0	0
1998	2/2	8	8	0	0.0	0	1	1	4	0	0	0
<b>Career</b>	<b>7/2</b>	<b>14</b>	<b>13</b>	<b>1</b>	<b>0.0</b>	<b>0</b>	<b>2</b>	<b>1</b>	<b>4</b>	<b>0</b>	<b>0</b>	<b>0</b>

**OTHER STATS: (REGULAR SEASON) SPECIAL TEAMS TACKLES** - 1996 (11), 1997 (7); **BLOCKED PUNT** - 1997 (1); **BLOCKED PAT** - 1998 (1); **BLOCKED FIELD GOAL** - 1998 (1) (**POSTSEASON**) **SPECIAL TEAMS TACKLES** - 1996 (2) **FUMBLE RECOVERY FOR TOUCHDOWN**: 1999 (1 at St. Louis)

### BRYANT'S CAREER HIGHS

**TOTAL TACKLES** - 7 at Arizona (9-27-99)  
**SOLO** - (two times) Last: vs. Green Bay (11-29-99)  
**SACKS** - 2 vs. Tennessee (10-3-99)  
**SACK YARDS** - 18 vs. Tennessee (10-3-99)  
**FORCED FUMBLES** - 1 (several times) Last: at Minnesota (10-24-99)

### BIG TURNOVER EDGE

It is in an opponent's best interest not to lose a takeaway battle with the 49ers. San Francisco is 83-3 in the last 86 games it has the turnover edge.



GREG

CLARK

STANFORD

85



- ♦ Ht: 6-4, Wt: 251, Born: 4-7-72
- ♦ 4th Year (D-3 in '97)
- ♦ Games/Starts: 1999-12/11; Career-40/23
- ♦ Signed through 2002

TIGHT END

**CAREER:** Greg Clark has emerged as outstanding NFL tight end with excellent run blocking and receiving ability...Powerful run blocker. Helped San Francisco finish first in NFL with 2,095 yards rushing in 1999...Displayed toughness, missing just four games with broken ribs and collapsed lung in 1999.

**ACQUIRED:** Drafted by 49ers in third round (No. 77 overall) of 1997 NFL draft...49ers traded third (86) and fifth round (156) picks to Indianapolis in order to move up in draft to select Clark.

**1999:** Played in 12 games and made 11 starts at tight end...Finished season with **CAREER-HIGH** 34 receptions for **CAREER-HIGH** 347 yards, despite missing four games with injuries...Inactive Weeks 1-3 with broken ribs suffered in preseason game vs. Seattle (8-19)...Returned to starting lineup vs. Tennessee (10-3) and caught three passes for 29 yards...Grabbed five receptions for 43 yards vs. Carolina (10-17)...Started at Minnesota (10-24) and recorded three receptions for 27 yards before leaving game in fourth quarter with collapsed lung...Inactive (lung/ribs) vs. Pittsburgh (11-7)...Returned to starting lineup at New Orleans (11-14)...Caught one pass for eight yards vs. Saints...Started and caught two passes for 22 yards vs. St. Louis (11-21)...Started vs. Green Bay (11-29)...Caught three passes for 44 yards, including **CAREER-LONG** 24-yard grab, vs. Packers...Started and posted three receptions for 24 yards at Cincinnati (12-5)...Caught four passes and tied **CAREER-HIGH** with 46 yards receiving in starting role vs. Atlanta (12-12)...Dominating run blocking helped RB Charlie Garner rush for 107 yards vs. Falcons...Caught **CAREER-HIGH** five passes for 40 yards at Carolina (12-18)...Tied **CAREER-HIGH** with 46 yards receiving vs. Washington...Another dominating run blocking performance helped Garner rush for 129 yards vs. Redskins...Caught one pass for 18 yards at Atlanta (1-3).

**1998:** Played in 13 games and started nine at tight end...Finished with 12 receptions for 124 yards and one touchdown...Suffered stress fracture in right foot during preseason...Inactive Weeks 1 & 2 with foot injury...Subbed at tight end vs. Atlanta (9-27) but played sparingly...Inactive Week 4 with right foot injury...Subbed at tight end at New Orleans (10-11) and caught one-yard touchdown pass...Made first start of season vs. Carolina (11-8) and caught one pass for eight yards...Started and caught nine-yard pass at Atlanta (11-15)...Started and caught one pass for 10 yards at New Orleans (11-22)...Started and caught one pass for seven yards vs. N.Y. Giants (11-30)...Started and caught 16-yard pass at Carolina (12-6)...Started at tight end and caught nine-yard pass vs. Detroit (12-14)...Started and caught three passes for 46 yards vs. St. Louis (12-27)...Also scored on two-point conversion vs. Rams...Started and caught three passes for **CAREER-HIGH** two touchdowns vs. Green Bay (1-3) in NFC Wild Card Game...Caught first career postseason touchdown on one-yard pass from QB Steve Young in first quarter...Added second touchdown on eight-yard reception in third quarter...Started and caught nine-yard pass vs. Atlanta (1-9) in NFC Divisional Playoff Game...Also scored on two-point conversion vs. Falcons.

**1997:** Played 15 games and started four...Finished with eight receptions for 96 yards and one touchdown...Used primarily as extra blocker...Appeared in both playoff games...Made first career start against St. Louis (10-12)...Replaced Brent Jones (right leg) and caught two passes for 21 yards against Rams, including 10-yarder for first career touchdown...Made second consecutive start and caught one pass for six yards at Atlanta (10-19)...Started at tight end and finished with two receptions for season-high 31 yards at New Orleans (10-26)...Made fourth consecutive start and caught one pass for 12 yards against Dallas (11-2)...Posted two catches for 26 yards vs. Carolina (11-16)...Played tight end and on special teams at Minnesota (12-7)...Inactive in regular season finale at Seattle (12-21)...Caught one pass for 16 yards in NFC Championship Game against Green Bay (1-11).

PLAYERS



**COLLEGE:** Two-year starter at tight end for Stanford...Recruited as receiving tight end by Bill Walsh, but made switch to blocking role following Walsh's departure...Finished Stanford career with 43 receptions for 492 yards and three touchdowns...Earned first-team All-America at Ricks Junior College (Rexburg, ID) by J.C. Gridwire, after catching 44 passes for 565 yards and seven touchdowns in 1994...Rated best tight end in junior college by *Blue Chip* and *Super Prep* magazines...Was second-team all-region selection with 17 receptions for 200 yards in 1993...Graduated with degree in psychology.

**PERSONAL:** Full name is Gregory Jay Clark...Born (4-7-72) in Centerville, UT...Oldest of eight children...Prepped at Viewmont High in Bountiful, UT...Played eight positions in football, including wide receiver, running back, punter, kicker and return specialist...Named second-team All-State after making 31 receptions as senior...Was two-time all-state all-conference choice as pitcher, shortstop and outfielder...Averaged 14.0 points per game as senior shooting guard for basketball team...Served two-year Mormon mission in Peoria, IL, working with children and less fortunate families from 1991-93...Was scouted by major league baseball teams as pitcher prior to serving mormon mission...Father, Jay Dee, was offensive and defensive lineman at BYU and Weber State...Brother, Michael, was All-America kicker at Ricks Junior College in 1996 and now is kicker for University of Houston...Greg, and wife Carrie, reside in Pleasanton, CA with their son Jayden McKay (3-20-00).

## Did You Know...

During his two-year Mormon mission from 1991-93 in Bloomington, IL, Clark saved a friend from an abusive ex-boyfriend. Clark, worried about his friend after she didn't show up at church, went to her apartment and ran into her ex-boyfriend. After talking his way into the house, Clark discovered his friend tied up and beaten in a half-filled bathtub. Clark detained the ex-boyfriend and called the police. His friend was rescued. She now runs a day care center and still keeps in touch with Clark.

## CLARK'S NFL STATISTICS

YEAR	G/S	REC	YARDS	AVG	TD	LONG
1997	15/4	8	96	12.0	1	23
1998	13/8	12	124	10.3	1	23
1999	12/11	34	347	10.2	0	24
<b>Career</b>	<b>40/23</b>	<b>54</b>	<b>567</b>	<b>10.5</b>	<b>2</b>	<b>24</b>
Postseason						
1997	2/0	1	16	16.0	0	16
1998	2/2	4	22	5.5	2	9
<b>Career</b>	<b>4/2</b>	<b>5</b>	<b>38</b>	<b>7.6</b>	<b>2</b>	<b>16</b>

## CLARK'S CAREER HIGHS

**RECEPTIONS** - 5 vs. Carolina (12-18-99)

**RECEIVING YARDS** - 46 (Several times) Last: vs. Washington (12-26-99)

**LONG RECEPTION** - 24 vs. Green Bay (11-29-99)

**TOUCHDOWN RECEPTIONS** - 1 (two times) Last: at New Orleans (10-11-98)



# CHRIS DALMAN

STANFORD

67

CENTER



- ♦ Ht: 6-3, Wt: 297, Born: 3-15-70
- ♦ 8th Year (D-6 in '93)
- ♦ Games/Starts: 1999-15/15; Career-107/64
- ♦ Signed through 2003

**CAREER:** Steady and reliable veteran returns for eighth season as member of 49ers offensive line...Started 15 games at center in 1999...Anchor of line helped team lead NFL in rushing for consecutive seasons (1998-99)...Signed new four-year contract in offseason to stay with club through 2003.

**ACQUIRED:** Drafted by 49ers in sixth round (No. 156 overall) of 1993 NFL draft.

PLAYERS

**1999:** Played and started in 15 games...Anchored line for NFL's leading rushing team...49ers finished with 2,095 yards rushing...Started at center vs. Tennessee (10-3) as QB Jeff Garcia made first career start...Started at St. Louis (10-10), but left game in fourth quarter (left knee)...Dressed, but did not play (left knee) vs. Carolina (10-17)...Returned to starting lineup at Minnesota (10-24)...Started at center as team rushed for 223 yards vs. Pittsburgh (11-7)...Started at center Weeks 10-12...Started at Cincinnati (12-5) as team totaled season-high 542 yards of offense...Offensive line did not allow sack as Garcia threw for 437 yards at Bengals...Started vs. Atlanta (12-12) as RB Charlie Garner rushed for 107 yards...Started vs. Washington (12-26), helping Garner rush for 129 yards on 16 carries and line allowed no sacks...Started at Atlanta (1-3) in season finale but left game in second-half with irregular heartbeat.

**1998:** Started 15 games at center...Anchored offensive line for team that led NFL in rushing with **TEAM RECORD** 2,544 yards...Started at center and played every snap vs. N.Y. Jets (9-6) as team racked up 557 yards of total offense...Started at Washington (9-14) as team rolled to 504 yards of total offense...Started at center and did not miss a down Weeks 4-6...Started at center but left game in third quarter with left knee injury at Green Bay (11-1)...Inactive vs. Carolina (11-8) with left knee injury...Started at center at Atlanta (11-15) but left game in fourth quarter after re-injuring left knee...Started at center Weeks 12-14...Started at center vs. Detroit (12-14) as 49ers rushed for **TEAM RECORD** 328 yards and RB Garrison Hearst set **TEAM RECORD** with 198 yards rushing...Started at center vs. Green Bay in NFC Wild Card Game (1-3) and paved way for Hearst's 128 yards...Started at center in NFC Divisional Playoff Game at Atlanta (1-9).

**1997:** Played 14 games and made 13 starts at center...Missed first two regular season games after suffering strained left knee against Seattle (8-9) in preseason...49ers allowed 4.7 sacks per game with Dalman out of starting lineup and 2.3 with him opening at center...Inactive at Tampa Bay (8-31) and at St. Louis (9-7), ending string of 33 consecutive games played...Replaced Jesse Sapolu at center against New Orleans (9-14)...Started at center and helped 49ers generate season-high 219 yards rushing at Carolina (9-29)...Started at center and helped 49ers produce season-high 438 yards total offense at Atlanta (10-19)...Started at center, but had to leave with left ankle and left knee sprains at New Orleans (10-26)...Started both playoff games...Helped 49ers rush for 175 yards in NFC Divisional Playoff Game vs. Minnesota (1-3).

**1996:** Started 16 games at right guard...First season as full-time starter...Led all offensive players with 1,019 snaps...Joined Jesse Sapolu (1,000) as only offensive players to take at least 1,000 snaps...Tied for team-lead (Merton Hanks) by playing every down in 12 games...Missed only one play at New Orleans (11-3) and only two plays vs. Atlanta (9-29)...Started at right guard, but left game in third quarter with concussion at Houston (10-27)...Missed only five plays, excluding Houston, during regular season...Made sixth start of career and first at right guard vs. New Orleans (9-1)...Helped 49ers rush for season-high 199 yards against Atlanta (12-2)...Helped offensive line record sackless games against Atlanta (9-29), St. Louis (10-6) and Detroit (12-23)...Started both NFC Playoff Games against Philadelphia (12-29) and at Green Bay (1-4).

**1995:** Saw action in 15 games, primarily on special teams...Played only four plays from scrimmage (10-1, vs. New England) during first six games...Started at right guard after right tackle Harris Barton suffered back spasms in warm-ups at St. Louis (10-22)...Guard Kirk Scrafford shift-



ed to right tackle and Dalman filled in at guard...Appeared in 35 plays at Dallas (11-12)...Logged season-high 60 snaps in place of injured Rod Milstead at Carolina (12-10) and 15 snaps at Miami (11-20)...Registered more than 30 plays in three of last four games...Saw special teams duty in NFC Divisional Playoff Game vs. Green Bay (1-6).

**1994:** Played in 16 regular season games, including four starting assignments...Replaced injured Jesse Sapolu (left hamstring) at left guard in second half at Kansas City (9-11)...Made first three NFL starts at left guard in place of Sapolu at L.A. Rams (9-18), vs. New Orleans (9-25) and vs. Philadelphia (10-2)...Subbed for Derrick Deese at right guard late in season-opener vs. L.A. Raiders (9-5)...Replaced injured Bart Oates (left knee) at center late in first half at New Orleans (11-28)...Made first career start at center in place of Oates vs. Atlanta (12-4)...Played reserve role on offensive line in addition to seeing special teams duty in all three playoff games.

**1993:** Appeared in 15 games, seeing action on special teams throughout season...Saw first NFL action from scrimmage, replacing Jesse Sapolu at center late in fourth quarter at Tampa Bay (11-14)...Relieved Sapolu at center in second half vs. New Orleans (11-22), at L.A. Rams (11-28) and at Detroit (12-19)...Appeared on special teams in two playoff games.

**COLLEGE:** Four-year starter on offensive line at Stanford, as All-Pac 10 selection as senior...Played in East-West Shrine All-Star Classic...Played guard, center and tackle at various times during career...Redshirted as true freshman in '88...Graduated with political science degree.

**PERSONAL:** Born Christopher William Dalman (3-15-70) in Salinas, CA. Selected Lineman-of-the-Year and All-Mission Trail Athletic League as senior at Palma (Salinas) High...Recognized by Tacoma Morning News' "Western Top 100"...Also earned all-NorCal and honorable mention all-state honors...Also all-conference selection in basketball...Went through three jersey numbers (50, 57, 53) before settling on 67 in 1994...Married (Yanne) during '95 off-season...Dalman's reside in Salinas, with daughter, Kate McKenna (10-31-95), and son, Drew (10-15-98).

## Did You Know...

Dalman is Northern California grown. He grew up in Salinas and attended high school there. After graduating he moved slightly north to attend college at Stanford and has been a member of the 49ers since being drafted by his hometown team in 1993.

## DALMAN'S NFL STATISTICS

**REGULAR SEASON GAMES/STARTS** - 1993 (15/0), 1994 (16/4), 1995 (16/1), 1996 (16/16), 1997 (14/13), 1998 (15/15), 1999 (15/15); **CAREER** (107/64); **POSTSEASON GAMES/STARTS** - 1993 (2/0), 1994 (3/0), 1995 (1/0), 1996 (2/2), 1997 (2/2), 1998 (2/2); **CAREER** - (12/6)

**OTHER STATS: RECOVERED FUMBLES** - 1993 (1 for 0 yards), 1995 (1 for 0 yards); **KICKOFF RETURNS** - 1995 (3 for 29 yards); **RECEPTIONS** - 1995 (1 for -1 yards)



# DERRICK DEESE

SOUTHERN CALIFORNIA

63



- ♦ Ht: 6-3, Wt: 289, Born: 5-17-70
- ♦ 9th Year (FA in '92)
- ♦ Games/Starts: 1999-16/16; Career-82/62
- ♦ Signed through 2001

**TACKLE**

**CAREER:** The most versatile lineman on 49ers roster, Derrick Deese has seen time at all five positions along offensive front during his career...Played and started in all 16 games during 1999 season...Opened year at right guard, but switched to right tackle in Week 3 and remained there rest of season...Excellent athlete...Has good quickness and footwork.

**ACQUIRED:** Originally signed with 49ers as rookie free agent in 1992.

**1999:** Played and started in all 16 games...Opened season at right guard...Started at guard at Jacksonville (9-12) and vs. New Orleans (9-19)...Switched to starting right tackle in Week 3 at Arizona (9-27) and held DE Andre Wadsworth without sack...Started at right tackle vs. Tennessee (10-3) and held Titans DE Jevon Kearse without sack...Started at right tackle and limited DE Kevin Carter to one assisted tackle and no sacks at St. Louis (10-10)...Started at right tackle vs. Carolina (10-17) and at Minnesota (10-24)...Started at right tackle and helped team rush for 223 yards vs. Pittsburgh (11-7)...Started at right tackle Weeks 10-12...Started at right tackle at Cincinnati (12-5)...Offensive line did not allow sack as QB Jeff Garcia threw for 437 yards vs. Bengals...Started vs. Atlanta (12-12) and helped RB Charlie Garner rush for 107 yards...Started vs. Washington (12-26) and helped Garner rush for 126 yards on 16 carries...Started at right tackle and helped team generate 506 yards of total offense and produced sackless game at Atlanta (1-3).

**1998:** Started all 16 games alternating between right and left tackle...Started at right tackle vs. N.Y. Jets (9-6)...Did not play in second half of Jets game due to stomach virus...Started at right tackle at Washington (9-14) as team rushed for 210 yards...Started at right tackle against Atlanta (9-27), at Buffalo (10-4) and at New Orleans (10-11)...Started at right tackle vs. Indianapolis (10-18) as team totaled 448 yards of offense...Started at right tackle Weeks 8-10...Started at left tackle at Atlanta (11-15)...Started at left tackle vs. New Orleans (11-22) as team totaled 443 yards of total offense...Started and rotated at left tackle with Dave Fiore Weeks 13-17...Started at left tackle in NFC Wild Card Game vs. Green Bay (1-3) and NFC Divisional Playoff Game at Atlanta (1-9).

**1997:** Played in 16 games and started 13 at left tackle...Subbed at guard first three weeks before replacing Tim Hanshaw at left tackle...49ers allowed 2.3 sacks per game with Deese in starting lineup and 4.7 without...Was used at center during preseason after Chris Dalman suffered left knee injury...Subbed at guard against Tampa Bay (8-31), St. Louis (9-7) and New Orleans (9-14)...Made first career start at left tackle vs. Atlanta (9-21)...First start at tackle since earning All-America honors at El Camino Junior College in 1989...Started at left tackle and helped 49ers rush for season-high 219 yards at Carolina (9-29)...Started at left tackle vs. St. Louis (10-12)...Started at left tackle and filled in at right guard at Atlanta (10-19)...Suffered right ankle sprain against Falcons but returned to game...Started at left tackle for both playoff games...Helped 49ers rush for 175 yards against Minnesota (1-3) in NFC Divisional Game.

**1996:** Played in 16 games as reserve guard and on special teams...Played only on special teams in five games...Took season-high 34 snaps at guard at Atlanta (12-2)...Replaced Ray Brown for 33 plays at left guard vs. New Orleans (9-1)...Subbed at guard and returned free kick 10 yards vs. St. Louis (9-8)...Played both guard and center vs. Atlanta (9-29)...Replaced injured Chris Dalman (concussion) at right guard at Houston (10-27)...Saw limited action at both guard spots in NFC Wild Card Game against Philadelphia (12-29)...Played on special teams in NFC Divisional Playoff Game at Green Bay (1-4).

**1995:** Had most of season wiped out with ankle injury...Started and played all 75 offensive snaps in season opener at New Orleans (9-3)...Started, but left game after 15 plays with left ankle injury vs. Saints...Inactive for remainder of season but remained on roster.

**1994:** Started 15 games at right guard, after beginning year as reserve to Ralph Tamm...Replaced Tamm (left arch/foot) early in season opener vs. L.A. Raiders (9-5)...Made first

PLAYERS



career start at Kansas City (9-11) in place of Tamm...Starter throughout remainder of regular season and playoffs.

**1993:** Did not see any playing time in 1993...Inactive Weeks 1-6...Placed on Injured Reserve (10-23) due to broken left wrist.

**1992:** Missed entire season...Subbed at guard vs. Denver in preseason (8-3)...Injured left elbow during training camp and placed on Injured Reserve (8-4).

**COLLEGE:** Two-year starter at USC...Earned honorable mention All-Pac 10 honors junior year...Transferred to USC from El Camino JC in Torrance, CA...Was JC All-America honorable mention left tackle in 1989...Earned All-Conference honors both seasons at El Camino...Graduated with degree in sociology.

**PERSONAL:** Born Derrick Deese (5-17-70) in Culver City, CA...Volunteers offseason time to charitable children's activities and other community events...Married, Derrick and his wife, Felicia, have son Derrick Lynn Jr. (8-19-98)...The Deese's live in Calabasas, CA.

## Did You Know...

Adjusting for body weight, Deese has won the 49ers' annual shuttle run the past two seasons at training camp according to strength and conditioning coach, Jerry Attaway. The run consists of three cones set up at five, 10 and 15 yards apart. The players are then sent in eight series of runs around the cones, changing directions quickly on the hairpin turns.

## DEESE'S NFL STATISTICS

**REGULAR SEASON GAMES/STARTS** - 1992 (IR), 1993 (0/0), 1994 (16/15), 1995 (2/2), 1996 (16/0), 1997 (16/13), 1998 (16/16), 1999 (16/16) **CAREER** - (82/62); **POST-SEASON GAMES/STARTS** - 1994 (3/3), 1996 (2/0), 1997 (2/2), 1998 (2/2); **CAREER** - (9/7)

**OTHER STATS: RECOVERED FUMBLES** - 1999 (3 for 0 yards), 1997 (1 for 0 yards); **KICKOFF RETURNS** - 1996 (2 for 20 yards)

# DAN

# DERCHER

KANSAS

# 79



- ♦ Ht: 6-5, Wt: 302, Born: 6-2-76
- ♦ 2nd Year (FA in '99)
- ♦ Games/Starts: 1999-9/0; Career-9/0
- ♦ Signed through 2000

**TACKLE**

**CAREER:** Converted collegiate defensive end has made tremendous strides since joining team as undrafted free agent in 1999...Worked hard to add size and strength.

**ACQUIRED:** Signed by 49ers as undrafted free agent (4-23-99).

**1999:** Played in nine games during rookie season, all on special teams...Saw action on special teams Weeks 1-10...Inactive Weeks 11-17.

**COLLEGE:** Switched from defensive end to offensive tackle in seventh game of junior season...Earned third-team All-Big 12 honors as senior...Started 10 games, missing opener recovering from MCL tear...Selected to East-West Shrine Game...Started first six



games at defensive end as junior...Made first career start at tackle in seventh game vs. Colorado...Team averaged 27.0 points and 353 yards total offense with Dercher at tackle...Played in nine games and started two as sophomore...Finished with 12 tackles and one forced fumble...Played in 11 games and made two starts as freshman...Credited with 16 tackles and 4.5 sacks...Majoried in business communications.

**PERSONAL:** Born Daniel Lawrence Dercher (6-2-76) in Kansas City, KS...Father, Larry, was defensive tackle at Kansas (1965-67)...Prepped at Bishop Miege (Mission, KS) High...Earned first-team all-state honors by Associated Press and *Topeka Capital-Journal*...Is middle of five children...Single...Resides in Lawrence, KS.

## Did You Know...

Dan's father coached him in high school. After high school, he followed in his father's footsteps and played at Kansas University. He also wears his father's number (79).


## DERCHER'S NFL STATISTICS

REGULAR SEASON GAMES/STARTS - 1999 (9/0); CAREER - (9/0)

## DAVE FIORE

HOFSTRA

74



- ♦ Ht: 6-4, Wt: 295, Born: 8-10-74
- ♦ 5th Year (FA in '98)
- ♦ Games/Starts: 1999-16/16; Career-25/19
- ♦ Signed through 2002

**TACKLE**

**CAREER:** Entering his fifth season in the NFL, Dave Fiore has solidified his place among starting tackles...With overpowering strength and tenacity, he is a fluid run blocker and aggressive pass protector...The strongest member of the team, Fiore set a team record by bench pressing 225 pounds 42 times.

**ACQUIRED:** Signed by 49ers as free agent in 1998...Originally signed by 49ers as undrafted free agent in 1996.

**1999:** Returned from offseason knee surgery to play and start in all 16 games at left tackle...Started at left tackle vs. Tennessee (10-3) as QB Jeff Garcia threw for 243 yards in first career NFL start...Started at left tackle Weeks 5-7...Started at left tackle and helped RB Charlie Garner rush for career-high 166 yards vs. Pittsburgh (11-7)...Started at left tackle as Garner averaged 6.0 yards per carry vs. Green Bay (11-29)...Started at Cincinnati (12-5)...Left game in first quarter with sprained ankle but returned in second half...Helped offense total season-high 542 total yards, including 347 in second half vs. Bengals...Started at left tackle vs. Atlanta (12-12) as Garner rushed for 107 yards...Started at left tackle vs. Washington (12-26) and helped Garner rush for 129 yards on 16 carries...Started in season finale at Atlanta (1-3) and helped team compile 506 yards total offense.

**1998:** Played in nine games and made three starts at left tackle...Opened season as starting left tackle until injuring right knee in fourth quarter against Atlanta (9-27)...Started at tackle vs. N.Y.



Jets (9-6)...Provided two key blocks downfield on Garrison Hearst's 96-yard touchdown run in overtime vs. Jets...Started at tackle at Washington (9-14) as team amassed 504 yards of total offense...Started at tackle vs. Atlanta (9-27) but left game in fourth quarter with right knee injury...Inactive Weeks 5-11 following right knee surgery to repair MCL and patella injuries...Returned vs. New Orleans (11-22) and subbed at tackle...Rotated at left tackle (Derrick Deese) Weeks 13-17...Subbed at left tackle (Deese) in NFC Wild Card Game vs. Green Bay (1-3) and NFC Divisional Playoff Game at Atlanta (1-9).

**1997:** Signed by 49ers (8-1) after being waived/injured by N.Y. Jets...Placed on Injured Reserve (8-19) with left knee injury suffered in Jets camp.

**1996:** Was on Jets active roster for final nine weeks of season but did not play...Spent first seven weeks with 49ers before being released.

**COLLEGE:** Four-year starter at Hofstra and unanimous All-America choice as senior...Played both center and guard as freshman in 1992 before making switch to tackle as sophomore...Helped Flying Dutchmen compile 18-3-1 mark and reach NCAA I-AA playoffs in final two seasons...Finishing degree in biochemistry at Hofstra.

**PERSONAL:** Born David Allan Fiore (8-10-74) in Hackensack, NJ...Attended Waldwick High in hometown of Waldwick, NJ...Single...Fiore splits time between New Jersey and Sunnyvale, CA in offseason.

## Did You Know...

Fiore played college ball at Hofstra, a small Division I-AA university on the East Coast. When Fiore came to Hofstra in 1991, athletes were allowed no scholarships. Fiore paid tuition and room and board like any other student. His college expenses were paid with the help of student loans, which he is still paying off, and working as a bouncer and tending bar. He also worked as a resident assistant in his dorm to cover the cost of his room.

## FIORE'S NFL STATISTICS

**REGULAR SEASON GAMES/STARTS** - 1998 (9/3), 1999 (16/16); **CAREER** - (25/19); **POSTSEASON GAMES/STARTS** - 1998 (2/0); **CAREER** - (2/0)

# J

# GARCIA

## SAN JOSE STATE

# 5



- ♦ Ht: 6-1, Wt: 195, Born: 2-24-70
- ♦ 2nd Year (FA in '99)
- ♦ Games/Starts: 1999-13/10; Career-13/10
- ♦ Signed through 2000

## QUARTERBACK

**CAREER:** Jeff Garcia joined 49ers in 1999 after spending five years in CFL...Well-suited for 49ers offensive scheme...Quick and elusive...Has ability to avoid rush and throw accurately on run...Was signed to back-up Steve Young, but season-ending injury to Young forced Garcia into starting role...Responded by completing 225-of-375 passes for 2,544 yards and 11 touchdowns in 10 starts...Posted sixth highest single-game total in team history with 437-yard effort against Cincinnati (12-5)...Finished 1999 campaign with QB rating of 77.9, but posted 98.3 rating over final five games...Displayed versatility by rushing for 221 yards on 46 carries...Before signing with 49ers, led Calgary Stampeders to



1998 Grey Cup Championship, while earning MVP honors...Finished CFL career with 16,449 passing yards and 111 touchdowns...Completed 61.7% of passes...Also rushed for 2,370 yards.

**ACQUIRED:** Signed by 49ers (2-16-99) as free agent.

**1999:** (With San Francisco) Played in 13 games and made 10 starts replacing injured Steve Young (concussion)...Finished season completing 225-of-375 passes for 2,544 yards and 11 touchdowns...Was sacked just 14 times in 13 games...Also rushed 46 times for 221 yards and two touchdowns...Finished season with QB rating of 77.9...Over final five games of season, Garcia completed 121-of-182 passes (66.5) for 1,441 yards, eight touchdowns and three interceptions...Posted QB rating of 98.3 over final five games...Since December 5, Garcia ranked third among starting QBs with 844 yards passing...Saw first NFL action late in second half at Jacksonville (9-12)...Completed 5-of-9 passes for 45 yards and one interception vs. Jaguars...Did not play vs. New Orleans (9-19)...Replaced Young (concussion) in second half at Arizona (9-27)...Completed 5-of-6 passes for 30 yards and rushed three times for nine yards at Cardinals...Made first career NFL start vs. Tennessee (10-3) in place of injured Young (concussion)...Completed 21-of-33 passes for 243 yards and two touchdowns...Threw first career touchdown on 21-yard pass to RB Charlie Garner...Also rushed eight times for eight yards, including one-yard score in first quarter, vs. Titans...Started following week at St. Louis (10-10)...Completed 22-of-36 passes for 233 yards and three interceptions at Rams...Started and completed 22-of-45 passes for 236 yards, including 11-yard touchdown to WR Jerry Rice, vs. Carolina (10-17)...Also rushed four times for 24 yards vs. Panthers...Started and completed 14-of-31 passes for 188 yards at Minnesota (10-24)...Also rushed five times for 35 yards at Vikings...Started and completed 7-of-18 passes for 39 yards vs. Pittsburgh (11-7)...Did not play at New Orleans (11-14)...Replaced Steve Stenstrom in third quarter vs. St. Louis (11-21)...Completed 8-of-15 passes for 89 yards vs. Rams...Did not play vs. Green Bay (11-29)...Started and threw for **CAREER-HIGH** 437 yards at Cincinnati (12-5)...Completed **CAREER-HIGH** 33-of-**CAREER-HIGH** 49 passes for **CAREER-HIGH** three touchdowns at Bengals...Was 21-of-31 for 307 yards and three touchdowns in second half at Bengals...Threw touchdown passes of seven and 55 yards to Rice in second half...437 yards marked sixth highest total in team history...Started and completed 16-of-24 passes for 160 yards vs. Atlanta (12-12)...Left game temporarily in third quarter and replaced by Steve Stenstrom...Started and completed 29-of-46 passes for 303 yards and two touchdowns at Carolina (12-18)...Connected on 48-yard touchdown to Rice in first quarter at Panthers...Completed 17-of-29 passes for 168 yards and one touchdown vs. Washington (12-26)...Also rushed four times for 40 yards vs. Redskins...Started in season finale at Atlanta (1-3)...Completed 26-of-34 passes for 373 yards and two touchdowns...Also had seven carries for 26 yards, including five-yard touchdown, at Falcons...

**1998:** (With Calgary) Led Stampeders to Grey Cup Championship...Named MVP of Grey Cup...Named All-Canadian quarterback and West Division All-Star...Completed 348-of-554 (62.8) passes for 4,276 yards and 28 touchdowns...Also rushed 94 times for 575 yards and six touchdowns...Threw for 389 yards vs. Saskatchewan (8-7)...Posted five-touchdown performance against Vancouver (8-20)...Threw 100th career touchdown pass vs. Edmonton (9-11)...Completed 21-of-35 passes for 266 yards and rushed for two touchdowns vs. Hamilton (11-11)...Completed 20-of-27 passes for 263 yards and four touchdowns vs. Winnipeg (11-18)...Threw three touchdown passes while completing 20-of-34 passes for 331 yards vs. B.C. Lions (11-31)...Completed 32-of-46 (69.6) passes for 448 yards and four touchdowns in West Final vs. Edmonton (11-7)...Carried 11 times for 47 yards and one touchdown vs. Hamilton in Grey Cup...Also completed 22-of-32 passes for 250 yards en route to being named Grey Cup MVP.

**1997:** (With Calgary) Played in 17 regular season games...Completed 354-of-566 (62.5) passes for **CAREER-HIGH** 4,568 yards and 33 touchdowns...Also rushed 134 times for **CAREER-HIGH** 739 yards and seven touchdowns...Placed seventh in league in rushing totals...Named West Division All-Star for third consecutive season...Finished second to Doug Flutie as Canada's Most Outstanding player...Posted quarterback rating of 97.0.

**1996:** (With Calgary) Played in 18 regular season games and West Final playoff...Named West Division All-Star quarterback...Finished third in league with 4,225 yards and 25 touchdowns...Completed 315-of-537 (58.6) passes...Also rushed for 657 yards and six touchdowns on 92 carries.

**1995:** (With Calgary) Named Northern Division All-Star...Appeared in 18 games...Completed 230-of-364 (63.2) passes for 3,358 yards and 25 touchdowns...Also rushed 61 times for 396 yards and five touchdowns...Threw for 546 yards and six touchdowns vs. Edmonton (9-3).

**1994:** (With Calgary) Saw limited action in first season...Active for nine regular season and two postseason games.



**COLLEGE:** Three-year starter at San Jose State...Ranks first in school history with 7,274 yards of total offense...Ranks third all-time in passing yards (6,545), passing completions (504) and passing efficiency (129.4)...Completed 504-of-887 passes for 6,545 yards and 48 touchdowns in career...Completed 196-of-356 passes for 2,608 yards and 21 touchdowns as senior...Was second on team as senior, rushing for 559 yards and three touchdowns on 119 carries...Earned UPI All-America honors as junior after throwing for 2,418 yards and 15 touchdowns...Also rushed 94 times for 223 yards and seven touchdowns as junior...Finished third in country in passing efficiency as redshirt sophomore, completing 61.9 percent of passes for 1,519 yards and 12 touchdowns...Spent 1989 year as starting quarterback for Gavilan College...Earned junior college honorable mention All-America honors after throwing for 2,038 yards and 18 touchdowns as freshman...Also rushed for 584 yards and four touchdowns at Gavilan...Earned degree in business/marketing.

**PERSONAL:** Born Jeff Garcia (2-24-70)...Prepped at Gilroy (CA) High...Two-sport star in basketball and football...Father, Bob, was athletic director and football coach at Gavilan College...Single...Resides in San Jose, CA.

## Did You Know...

Garcia's grandfather, Red Elder, is the former head coach at Gilroy High School. Elder played professional football for the Los Angeles Bulldogs from 1937-41 and also participated in the East-West Shrine game, 56 years before his grandson, Jeff, played in the Shrine game. They are the only known grandfather-grandson duo to play in the game.

## GARCIA'S NFL STATISTICS

YEAR	G/S	ATT	COMP	PASSING			TD	INT	LONG	QB RATING
				YDS	PCT					
1999	13/10	375	225	2,544	60.0		11	11	62	77.9
<b>Career</b>	<b>13/10</b>	<b>375</b>	<b>225</b>	<b>2,544</b>	<b>60.0</b>		<b>11</b>	<b>11</b>	<b>62</b>	<b>77.9</b>

YEAR	G/S	RUSH	RUSHING			TD	LONG
			YDS	AVG			
1999	13/10	47	231	4.9		2	25
<b>Career</b>	<b>13/10</b>	<b>47</b>	<b>231</b>	<b>4.9</b>		<b>2</b>	<b>25</b>

**GARCIA'S 300-YARD PASSING GAMES - (3) 437** (at Cincinnati - 12-5-99), **373** (at Atlanta - 1-3-00), **303** (at Carolina - 12-18-99)

## GARCIA'S 1999 GAME-BY-GAME PASSING

DATE	OPPONENT	ATT	COMP	YDS	SACK/LOST	TD	INT	LONG
9-12	at Jacksonville	9	5	45	2/14	0	1	22
9-19	vs. New Orleans			DNP				
9-27	at Arizona	6	5	30	0/0	0	0	11
10-3	vs. Tennessee	33	21	243	1/0	2	0	30
10-10	at St. Louis	36	22	233	0/0	0	3	30
10-17	vs. Carolina	45	22	236	2/19	1	0	35
10-24	at Minnesota	31	14	188	2/17	0	2	47
10-31	Bye							
11-7	vs. Pittsburgh	18	7	39	0/0	0	0	12
11-14	at New Orleans			DNP				



## Garcia's Passing Statistics (Continued)

DATE	OPPONENT	ATT	COMP	YDS	SACK/LOST	TD	INT	LONG
11-21	vs. St. Louis	15	8	89	3/22	0	2	36
11-29	vs. Green Bay			DNP				
12-5	at Cincinnati	49	33	437	0/0	3	1	55t
12-12	vs. Atlanta	24	16	160	2/16	0	0	22
12-18	at Carolina	46	29	303	2/6	2	1	48t
12-26	vs. Washington	29	17	168	0/0	1	1	26
1-3	at Atlanta	34	26	373	0/0	2	0	62

## GARCIA'S 1999 GAME-BY-GAME RUSHING

DATE	OPPONENT	NO	YDS	AVG	LONG	TD
9-27	at Arizona	3	9	3.0	11	0
10/3	Tennessee	8	8	1.0	6	1
10/10	at St. Louis	1	5	5.0	5	0
10/17	Carolina	4	24	6.0	9	0
10/24	at Minnesota	5	35	7.0	15	0
11/7	Pittsburgh	4	25	6.3	9	0
11/14	at New Orleans	0	0	0.0	0	0
11/21	St. Louis	4	13	3.3	7	0
11/29	Green Bay			DNP		
12/5	at Cincinnati	1	12	12.0	12	0
12/12	Atlanta	3	18	6.0	6	0
12/18	at Carolina	2	6	3.0	4	0
12/26	Washington	4	40	10.0	25	0
1/3	at Atlanta	8	36	4.5	9	1

# CHARLIE

# GARNER

TENNESSEE

25



- ♦ Ht: 5-9, Wt: 196, Born: 2-13-72
- ♦ 7th Year (FA in '99)
- ♦ Games/Starts: 1999-16/15; Career-82/32
- ♦ Signed through 2001

RUNNING BACK

**CAREER:** Charlie Garner's first year with 49ers was remarkable... Signed in July to back-up Garrison Hearst, Garner quickly established himself as one of NFL's premier running backs... Ranked second in NFC and third in NFL with **CAREER-HIGH** 1,764 yards of total offense... 1,229 yards rushing were **CAREER-HIGH** and ranked as fourth-best single season in team history... Soft hands and open field

skills make him dangerous receiver... Known for his speed and elusiveness... Has career average of 4.7 yards per carry entering 2000 season... Primary reason why 49ers led NFL in rushing in 1999.

**ACQUIRED:** Signed by 49ers (7-19-99) as free agent... Originally selected by Philadelphia in second round (No. 42 overall) of 1994 NFL draft.

**1999:** (With San Francisco) Played in all 16 games and started 15... Rushed for **CAREER-HIGH** 1,229 yards on **CAREER-HIGH** 241 carries... Also caught **CAREER-HIGH** 56 passes for **CAREER-HIGH** 535 yards and **CAREER-HIGH** two touchdowns... Production was limited over final two games due to two broken ribs... Opened season with 11-carry, 61-yard performance at Jacksonville (9-12)... Rushed 12 times for 72 yards vs. New Orleans (9-19)... Also caught five passes for **CAREER-HIGH** 88 yards, including **CAREER-HIGH** 53-yard reception, vs. Saints... Posted 75 yards on 21 carries in win at Arizona (9-27)... Recorded first touchdown with 49ers on 11-yard rush in first quarter at Cardinals... Posted season-high 53-yard run vs. Tennessee (10-3)... Also caught



four passes for 47 yards, including 21-yard touchdown reception, in win over Titans...Carried 13 times for 52 yards at St. Louis (10-10)...Also posted five receptions for 57 yards at Rams...Posted 85 yards rushing on 16 carries vs. Carolina (10-17)...Recorded 27 yards rushing and 13 yards receiving at Minnesota (10-24)...Rushed for **CAREER-HIGH** 166 yards on 20 carries vs. Pittsburgh (11-7)...Did not start game vs. Steelers as team opened in four wide receiver set...166-yard total is 10th best single game in team history...Also caught three passes for 33 yards vs. Steelers...Rushed 12 times for 60 yards at New Orleans (11-14)...Carried 16 times for 77 yards, including long of 30, vs. St. Louis (11-21)...Rushed 15 times for 90 yards, including long of 36, vs. Green Bay (11-29)...Also added 36 yards receiving on six receptions vs. Packers...Accounted for 143 yards total offense and one touchdown at Cincinnati (12-5)...Had 91 yards rushing, including long of 27, at Bengals...Recorded seventh career 100-yard rushing game, and second with 49ers, vs. Atlanta (12-12)...Carried season-high 26 times for 107 yards and one touchdown vs. Falcons...Reached 1,000-yard rushing mark for first time in career on 191st carry of season...Became third-fastest in team history to reach 1,000-yard mark, trailing Joe Perry (173) and Roger Craig (189)...Also caught five passes for 62 yards vs. Falcons...Caught **CAREER-HIGH** nine passes for 62 yards, including 17-yard touchdown, at Carolina (12-18)...Also rushed for 39 yards at Panthers...Recorded eighth career 100-yard game, and third with 49ers, with 129 yard effort vs. Washington (12-26)...Had 12 carries for 84 yards in first half...Carried four times for 45 yards before leaving game with broken ribs in third quarter...Scored fourth rushing touchdown of season on four-yard run vs. Redskins...Also added three receptions for 39 yards vs. Redskins...Saw limited action in season finale at Atlanta (1-3)...Carried nine times for 29 yards before leaving game with injury (ribs) at Falcons.

**1998:** (With Philadelphia) Played in 10 games and made three starts with Eagles...Finished season with 96 carries for 381 yards and four touchdowns...Also recorded 19 receptions for 110 yards...Opened season inactive with injured ankle suffered in preseason at Seattle (9-6)...Replaced injured Duce Staley on final drive of game at Atlanta (9-13) and rushed once for two yards...Recorded fourth multiple-touchdown game of career at Denver (10-4)...Rushed 10 times for 50 yards and two touchdowns against Broncos...Made first start of season and rushed 17 times for 50 yards against Washington (10-11)...Also had four receptions for 19 yards against Redskins...Started and recorded 12-yard touchdown run at San Diego (10-18)...Erupted for 129 yards on 16 carries and one touchdown vs. Detroit (11-8)...Effort against Lions was fifth career 100-yard game...Came off bench and rushed for 63 yards on 13 attempts at Washington (11-15)...Also caught four passes for 24 yards against Redskins...Rushed twice before leaving game with injured ribs at N.Y. Giants (11-22)...Inactive (ribs) at Green Bay (11-29) and vs. St. Louis (12-3)...Placed on Injured Reserve with ribs (12-10).

**1997:** (With Philadelphia) Played in all 16 games and made two starts...Posted then career-highs in carries (116), receptions (24), receiving yards (225) and yards from scrimmage (772)...Finished season with 116 carries for 547 yards and three touchdowns...Ranked third in NFC with 4.7 yards per carry average...Rushed seven times for 48 yards at Dallas (9-15)...Carried 12 times for 60 yards vs. Washington (10-5)...Recorded nine carries for 55 yards vs. Dallas (10-26)...Scored first touchdown of season while rushing 10 times for 21 yards at Baltimore (11-16)...Also caught season-high four passes for 28 yards against Ravens...Replaced injured Ricky Watters and had best outing of season at Washington (12-21)...Rushed for season-high 115 yards on 18 carries and two touchdowns against Redskins.

**1996:** (With Philadelphia) Appeared in 15 games and made one start while serving as back up to Ricky Watters...Finished second on team with 66 carries for 346 yards and one touchdown...Also returned six kickoffs 117 yards...Suffered strained knee against Green Bay (9-9) and was limited to just 10 carries Weeks 3-9...Returned to form with 10 carries for 60 yards vs. Buffalo (11-10)...Replaced injured Watters and carried three times for 41 yards in third quarter before leaving game with sprained ankle...Inactive at Arizona (11-24)...Saw limited action Weeks 13-17...Carried three times for 10 yards in NFC Wild Card Game at San Francisco (12-29).

**1995:** (With Philadelphia) Finished regular season with 108 carries for 588 yards...Also set **CAREER-HIGH** with six rushing touchdowns...Showed versatility returning 29 kickoffs for 590 yards...Carried 10 times for 71 yards and one touchdown at Arizona (9-10)...Recorded season-high 14 carries at New Orleans (10-1)...Tied **TEAM RECORD** with three touchdowns, including **CAREER-HIGH** 55-yard touchdown run, against Washington (10-8)...Rushed nine times for 120 yards against Redskins...Had 13 carries for 58 yards vs. N.Y. Giants (11-19)...Suffered fractured thumb at Washington (11-26) and underwent surgery (11-29)...Inactive at Seattle (12-3)...Closed regular season with four carries for 20 yards and one touchdown at Chicago (12-24)...Had big game in NFC Wild Card Game vs. Detroit (12-30)...Rushed 12 times for 78 yards and one touchdown in 58-37 Eagles victory...Carried five times for 13 yards in NFC Divisional Playoff Game at Dallas (1-7-96).



**1994:** (With Philadelphia) Inactive Weeks 1-3 with rib injury suffered in preseason...Recorded first career 100-yard effort in first career start at San Francisco (10-2)...Carried 16 times for 111 yards and two touchdowns against 49ers...Made second career start and erupted for 122 yards on 28 carries against Washington (10-9)...Posted 17 carries for 57 yards following week at Dallas (10-16)...Inactive vs. Cleveland (11-13) with thigh injury suffered previous week against Arizona (11-6)...Ruptured patella tendon in left knee vs. N.Y. Giants (12-18) and underwent season-ending surgery (12-19).

**COLLEGE:** Finished two-year career at Tennessee with 2,223 yards and 10 touchdowns...Also added 17 receptions for 106 yards...Rushed for 1,161 yards and eight touchdowns as senior...Set career-high with 186-yard effort against Kentucky...Transferred to Tennessee from Scottsdale (AZ) Community College...Once rushed for junior college record 430 yards in single game.

**PERSONAL:** Charlie Garner was born (2-13-72) in Fairfax, VA...Prepped at Jeb Stuart High in Fairfax...Named state Player-of-the-Year after rushing for over 2,000 yards and 38 touchdowns as senior...Resides in Fairfax, VA.

## Did You Know...

Every time Garner scores a touchdown he makes a cross with his arms above his head in a tribute to his hometown of Baileys Crossroads, VA.

## GARNER'S NFL STATISTICS

YEAR	G/S	RUSH	YDS	AVG	TD	LONG	REC	YDS	AVG	TD	LONG
<i>PHILADELPHIA</i>											
1994	10/8	109	399	3.7	3	28t	8	74	9.3	0	28
1995	15/3	108	588	5.4	6	55t	10	61	6.1	0	29
1996	15/1	66	346	5.2	1	46	14	92	6.6	0	13
1997	16/2	116	547	4.7	3	26	24	225	9.4	0	27
1998	10/3	96	381	4.0	4	40	19	110	5.8	0	21
<b>Totals</b>	<b>66/17</b>	<b>495</b>	<b>2,261</b>	<b>4.6</b>	<b>17</b>	<b>55t</b>	<b>75</b>	<b>562</b>	<b>7.5</b>	<b>0</b>	<b>29</b>
<i>SAN FRANCISCO</i>											
1999	16/15	241	1,229	5.1	4	53	56	535	9.6	2	53
<b>Totals</b>	<b>16/15</b>	<b>241</b>	<b>1,229</b>	<b>5.1</b>	<b>4</b>	<b>53</b>	<b>56</b>	<b>535</b>	<b>9.6</b>	<b>2</b>	<b>53</b>
<b>Career</b>	<b>82/32</b>	<b>736</b>	<b>3,490</b>	<b>4.7</b>	<b>21</b>	<b>55t</b>	<b>131</b>	<b>1,097</b>	<b>8.4</b>	<b>2</b>	<b>53</b>
<i>Postseason</i>											
<i>PHILADELPHIA</i>											
1995	2/0	17	91	5.4	1	30	0	0	0.0	0	0
1996	1/0	3	10	3.3	0	8	0	0	0.0	0	0
<b>Career</b>	<b>3/0</b>	<b>20</b>	<b>101</b>	<b>5.1</b>	<b>1</b>	<b>30</b>	<b>0</b>	<b>0</b>	<b>0.0</b>	<b>0</b>	<b>0</b>

**OTHER STATS: KICKOFF RETURNS** - 1995 (29 for 590), 1996 (6 for 117)

## YARDS PER TOUCH

Charlie Garner handled the ball 297 times (rushing and receiving) and recorded 1,764 total yards in 1999. He averaged 5.9 yards per touch and ranked second in the NFC behind Marshall Faulk (7.1) for yards per play average by running backs with more than 200 touches.



## GARNER'S CAREER HIGHS

**RUSHES** - 28 vs. Washington (10-9-94)  
**RUSHING YARDS** - 166 vs. Pittsburgh (11-7-99)  
**LONG RUSH** - 55t vs. Washington (10-8-95)  
**TD RUSHES** - 3 vs. Washington (10-8-95)  
**RECEPTIONS** - 9 at Carolina (12-18-99)  
**RECEIVING YARDS** - 88 vs. New Orleans (9-19-99)  
**LONG RECEPTION** - 53 vs. New Orleans (9-19-99)

**GARNER'S 100-YARD RUSHING GAMES:** (8) **166** vs. Pittsburgh (11-7-99), **129** vs. Washington (12-26-99), **129** vs. Detroit (11-8-98), **122** vs. Washington (10-9-94), **120** vs. Washington (10-8-95), **115** vs. Washington (12-21-97), **111** at San Francisco (10-2-94), **107** vs. Atlanta (12-12-99)

## GARNER'S 1999 GAME-BY-GAME STATISTICS

DATE	OPPONENT	ATT	YDS	AVG	TD	LONG	REC	YDS	AVG	TD	LONG
9-12	at Jacksonville	11	61	5.5	0	37	1	14	14.0	0	14
9-19	New Orleans	12	72	6.0	0	19	5	88	17.6	0	53
9-27	at Arizona	21	75	3.6	1	11t	3	0	0.0	0	3
10-3	Tennessee	12	69	5.8	0	53	4	47	11.8	1	21t
10-10	at St. Louis	13	52	4.0	0	31	5	57	11.4	0	30
10-17	Carolina	16	85	5.3	0	33	3	24	8.0	0	12
10-24	at Minnesota	10	27	2.7	0	8	2	13	6.5	0	7
10-31	Bye										
11-7	Pittsburgh	20	166	8.3	0	24	3	33	11.0	0	22
11-14	at New Orleans	12	60	5.0	0	12	2	8	4.0	0	6
11-21	St. Louis	16	77	4.8	0	30	0	0	0.0	0	0
11-29	Green Bay	15	90	6.0	0	36	6	36	6.0	0	12
12-5	at Cincinnati	18	91	5.1	1	27	5	52	10.4	0	17
12-12	Atlanta	26	107	4.1	1	19	5	62	12.4	0	0
12-18	at Carolina	14	39	2.8	0	13	9	62	6.9	1	17t
12-26	Washington	16	129	8.1	1	40	3	39	13.0	0	26
1-3	at Atlanta	9	29	3.2	0	9	0	0	0.0	0	0
<b>Totals</b>		<b>241</b>	<b>1,229</b>	<b>5.1</b>	<b>4</b>	<b>53</b>	<b>56</b>	<b>535</b>	<b>9.6</b>	<b>2</b>	<b>53</b>

## GARRISON HEARST

GEORGIA

20



- ♦ Ht: 5-11, Wt: 215, Born: 1-4-71
- ♦ 8th Year (FA in '97)
- ♦ Games/Starts: 1990-0/0; Career: 75/61
- ♦ Signed through 2003

## RUNNING BACK

**CAREER:** Garrison Hearst is working hard to comeback from devastating left ankle injury that ended his 1998 season and forced him to miss all of 1999...Opened 1999 season on Reserve/PUP list...Was briefly activated from list, but placed on Injured Reserve (11-30)...Underwent second surgery to repair ankle (5-6) and is expected to be out until at least October...Has been nothing but brilliant since joining 49ers in 1997...Had outstanding 1998 season which saw him set several team and personal records...Earned



first career **PRO BOWL** selection by posting **TEAM RECORD** and **CAREER HIGH** 1,570 yards rushing...Set **CAREER HIGH** with seven rushing touchdowns...Shattered existing single-game **TEAM RECORD** and established **CAREER HIGH** with 198 yards rushing against Detroit Lions (12-14)...Powerful runner with explosive burst...Has three 1,000-yard seasons to credit...Named **NFL COMEBACK PLAYER-OF-THE-YEAR** after registering first career 1,000-yard season in 1995...Excellent receiver out of backfield...Enters 2000 with 12 career 100-yard rushing games.

**ACQUIRED:** Signed by 49ers as unrestricted free agent in 1997...Originally selected by Arizona Cardinals in first round (No. 3 overall) of 1993 NFL Draft...Waived by Arizona and picked up by Cincinnati (8-21-96).

**1999:** (With San Francisco) Placed on Reserve/PUP list (8-31)...Activated from Reserve/PUP (11-9) and returned to practice...Placed on Injured Reserve (11-30).

**1998:** (With San Francisco) Played and started 16 games...Rushed **CAREER-HIGH** 310 times for 1,570 yards...Selected to **PRO BOWL** for first time in career...Registered **CAREER-HIGH** six 100-yard games...Carried ball 20 times for 187 yards (fourth most in team history), including **CAREER-HIGH** two touchdowns (5 & 96), vs. N.Y. Jets (9-6)...**TEAM RECORD** for longest run (96), surpassing Hugh McElhenney's record (89, 10-5-52), in game-winning touchdown in overtime vs. Jets...Also caught two passes for 38 yards, including long of 35, vs. Jets...Named **NFC OFFENSIVE PLAYER-OF-THE-WEEK** and **MILLER LITE NFL PLAYER-OF-THE-WEEK** for performance against Jets...Rushed 22 times for 138 yards, marking first time in NFL career to produce back-to-back 100-yard games, at Washington (9-14)...Scored on five-yard run and caught 12-yard pass at Redskins...Rushed 18 times for 57 yards and caught four passes for 105 yards, including long of 65, vs. Atlanta (9-27)...Reached 100-yard receiving mark for first time in career vs. Falcons...Caught two passes for 66 yards, including 33-yard touchdown, at New Orleans (10-11)...Also carried 22 times for 71 yards and scored on two-point conversion at Saints...Rushed 15 times for 65 yards and caught **CAREER-HIGH** six passes for 33 yards vs. Indianapolis (10-18)...Carried 17 times for 99 yards, including 30-yard touchdown, at Green Bay (11-1)...Also caught two passes for 25 yards at Packers...Rushed 22 times for 90 yards and caught two-yard pass vs. Carolina (11-8)...Caught four passes for 103 yards, including **CAREER-HIGH** 81-yard touchdown, vs. New Orleans (11-22)...Also rushed 25 times for 90 yards vs. Saints...Rushed 20 times for 166 yards, including 70-yard touchdown, and caught two passes for seven yards vs. N.Y. Giants (11-30)...Reached 1,000-yard rushing mark for second consecutive season vs. Giants, becoming first 49ers running back to do it since Roger Craig (1988-89)...Rushed 20 times for 139 yards, including 71-yard touchdown, and caught two passes for 28 yards at Carolina (12-6)...Carried 24 times for **CAREER-HIGH** 198 yards, including five-yard touchdown, vs. Detroit (12-14)...Set **TEAM RECORD** for most rushing yards in game, breaking Delvin Williams' record (194) set in 1976...Became first 49er to register 100 yards rushing in three consecutive games since J.D. Smith did it in 1962...Recorded **CAREER-HIGH** fifth 100-yard game of season vs. Lions...Rushed for 107 yards on 27 carries, caught three passes for 17 yards and shattered two team records at New England (12-20)...Set **TEAM RECORDS** for most rushing yards in season (1,549), breaking Roger Craig's mark of 1,502, and 100-yard rushing games in season with six at Patriots...Carried 10 times for 21 yards and caught three passes for 58 yards vs. St. Louis (12-27) before leaving game in second quarter with right hamstring injury...Rushed 22 times for 128 yards in NFC Wild Card Game vs. Green Bay (1-3)...Became fifth player in **TEAM HISTORY** to record postseason 100-yard rushing game...Ranked second in postseason play with 128 rushing yards behind Roger Craig (135, 1-1-89)...Also caught three passes for 15 yards vs. Packers, despite playing with injured right hamstring...Ran seven yards in NFC Divisional Playoff Game before suffering broken left ankle on first play from scrimmage at Atlanta (1-9).

**1997:** (With San Francisco) Played and started 13 games...Missed three regular season and one postseason game with broken left clavicle...Carried 224 times for team-high 1,019 yards and four touchdowns...Caught 21 passes for 194 yards and two touchdowns...Finished fourth on team with 36 points (six touchdowns)...Recorded three 100-yard rushing games...Finished seventh in NFC and 15th in NFL in rushing...Was third in NFC in rushing behind Barry Sanders and Dorsey Levens prior to breaking collarbone...Became seventh 1,000-yard rusher in **TEAM HISTORY** and first since 1992...Rushed for 92 yards on 18 carries and scored game-winning touchdown on 35-yard run at St. Louis (9-7)...Carried 14 times for 29 yards and caught season-high four passes for 23 yards and one touchdown vs. New Orleans (9-14)...Earned **NFC OFFENSIVE PLAYER-OF-THE-WEEK** honors after rushing 28 times for 141 yards and one touchdown at Carolina (9-29)...Added three receptions for 13 yards against Panthers...Produced 81 yards on 18 carries and



added two receptions for 27 yards against St. Louis (10-12)...Registered second 100-yard game of season with 18 carries for 105 yards at Atlanta (10-19)...Registered third 100-yard game of season with 22 carries for 104 yards and one touchdown against Dallas (11-2)...Produced 81 of those yards in second half...Became first 49er since 1992 to record three 100-yard games in single season...Rushed for 77 yards and one touchdown on 26 carries at Philadelphia...Went over 1,000-yard mark with seven-carry, 85-yard performance at Kansas City (11-30)...Suffered fractured left clavicle on play that put him over 1,000 yards...Suffered injury while being tackled after 45-yard run in third quarter...Averaged season-high 12.1 yards per carry against Chiefs...Inactive with broken collarbone against Minnesota (12-7), Denver (12-15) and Seattle (12-21)...Inactive against Minnesota in NFC Divisional Playoff Game (1-3)...Made first career start in postseason and carried eight times for 12 yards and posted three receptions for 14 yards in NFC Championship Game against Green Bay (1-11).

**1996:** (With Cincinnati) Played in 16 games, starting 12, and led Bengals in rushing with 225 carries for 847 yards...Had 12 receptions for 131 yards and one touchdown...Averaged 10.9 yards per reception...Team-leader in rushing 10 times...Most rushing yards by Bengals player since Harold Green rushed for 1,170 yards in 1992...Averaged 4.0 yards per carry in games with 10-or-more carries...Had only 15 carries during first three weeks before coming off bench to rush for 71 yards on 10 carries against Denver (9-29)...Became full-time starter vs. Houston (10-6) and posted 15 carries for 90 yards...Carried 21 times for 88 yards and caught two passes for 25 yards and one touchdown at San Francisco (10-20)...Had season-high 23 carries for 80 yards at Baltimore (11-3) and matched it with 23 carries for 67 yards vs. Atlanta (11-24)...Recorded season-high 93 yards on 17 carries against Indianapolis (12-22)...Scored first career two-point conversion vs. Baltimore (12-8)...Had season-high 38 receiving yards on two receptions and carried 19 times for 61 yards against Pittsburgh (11-10).

**1995:** (With Arizona) Earned **VICTOR AWARD** as **NFL COMEBACK PLAYER-OF-THE-YEAR**...Played 16 games and started 15 and became sixth Cardinal to post 1,000-yard rushing season...Carried 284 times for 1,070 yards and caught 29 passes for 243 yards...Posted three 100-yard rushing games...Had first career 100-yard game with 22 carries for 121 yards at Detroit (9-17)...Registered 122 yards on 23 carries and two receptions for 40 yards at N.Y. Giants (10-8)...Caught first career touchdown pass for game-winning score against Washington (10-15)...Had 18 carries for 103 yards vs. Minnesota (11-12).

**1994:** (With Arizona) Came back from severely sprained left medial collateral ligament that required surgery and ended rookie season...Averaged 4.6 yards per carry with 169 yards on 37 attempts in eight games...Averaged 5.9 yards per carry (28 for 164 yards) during final four games of season...Started season on Physically Unable to Perform (PUP) list...Made return at Washington (10-16) and carried six times for seven yards...Registered season-high 62 yards on 13 carries and one touchdown and threw first career touchdown pass to Larry Centers against Cincinnati (12-18).

**1993:** (With Arizona) Played in just six games and started five before going down with season-ending left knee injury...Had season-high 81 yards on 10 carries, including 57-yard run, vs. New England (10-10)...Suffered second degree sprain of left medial collateral ligament against Washington (10-17) that required surgery...Rushed 13 times for 28 yards and scored first NFL touchdown before getting hurt against Redskins...Placed on Injured Reserve (11-4).

**COLLEGE:** Led nation in touchdowns (21) and points per game (11.5) as junior at Georgia...Was 1992 recipient of Dr. Pepper Doak Walker Award as nation's outstanding running back...Finished third in balloting for Heisman Trophy...Rushing average of 140.6 yards per game ranked second in country...Set Southeastern Conference single-season records with 126 points, 21 touchdowns, 19 rushing touchdowns and 6.8-yard average per carry...Ranks second in school history behind Herschel Walker with 3,232 rushing yards in three seasons, and third with 35 touchdowns...Earned All-SEC honors as sophomore and junior...Majored in arts and sciences.

**PERSONAL:** Gerard Garrison Hearst was born (1-4-71) in Lincolnton, GA...Was prep All-America at Lincoln County High...Rushed for 2,097 yards and 36 touchdowns and led team to 15-0 record and state title as senior...Runner-up to Walker in 1995 NFL Run To Daylight, made-for-television running backs competition...Nickname "Doobie," was derived from favorite childhood cartoon, "Scooby Doo"...Has son, Garrison Gerard Hearst III (7-8-99)...Single...Resides in Atlanta, GA during offseason.



## Did You Know...

A multi-sport athlete, Garrison was also recruited to play baseball at Georgia. He also sponsors and plays on a softball team, the Smokin' Guns, in his hometown of Lincolnton, GA.

**HEARST'S NFL HONORS:** NFL Comeback Player-of-the-Year-1996, Pro Bowl - 1998; All-NFC - 1998

## HEARST'S NFL STATISTICS

YEAR	G/S	RUSH	YDS	AVG	TD	LONG	REC	YDS	AVG	TD	LONG
<i>ARIZONA</i>											
1993	6/5	76	264	3.5	1	57	6	18	3.0	0	9
1994	8/0	37	169	4.6	1	36	6	49	8.2	0	29
1995	16/15	284	1,070	3.8	1	38	29	243	8.4	1	39
<b>Totals</b>	<b>30/20</b>	<b>397</b>	<b>1,503</b>	<b>3.8</b>	<b>3</b>	<b>57</b>	<b>41</b>	<b>310</b>	<b>7.6</b>	<b>1</b>	<b>39</b>
<i>CINCINNATI</i>											
1996	16/12	225	847	3.8	0	24	12	131	10.9	1	40
<b>Totals</b>	<b>16/12</b>	<b>225</b>	<b>847</b>	<b>3.8</b>	<b>0</b>	<b>24</b>	<b>12</b>	<b>131</b>	<b>10.9</b>	<b>1</b>	<b>40</b>
<i>SAN FRANCISCO</i>											
1997	13/13	234	1,019	4.4	4	51	21	194	9.2	2	69
1998	16/16	310	1,570	5.1	7	96t	39	535	13.7	2	81t
1999											
<i>INJURED RESERVE</i>											
<b>Totals</b>	<b>29/29</b>	<b>544</b>	<b>2,589</b>	<b>4.8</b>	<b>11</b>	<b>96t</b>	<b>60</b>	<b>729</b>	<b>11.4</b>	<b>4</b>	<b>81t</b>
<b>Career</b>	<b>75/61</b>	<b>1,166</b>	<b>4,939</b>	<b>4.2</b>	<b>14</b>	<b>96t</b>	<b>113</b>	<b>1,170</b>	<b>10.4</b>	<b>6</b>	<b>81t</b>
<i>Postseason</i>											
<i>SAN FRANCISCO</i>											
1997	1/0	8	12	1.5	0	9	3	14	4.7	0	19
1998	2/2	23	135	5.9	0	24	3	15	5.0	0	7
<b>Career</b>	<b>3/2</b>	<b>31</b>	<b>147</b>	<b>3.7</b>	<b>0</b>	<b>24</b>	<b>6</b>	<b>29</b>	<b>4.9</b>	<b>0</b>	<b>19</b>

**OTHER STATS: PASSING** - 1993 (0-for-1, 1 int.), 1994 (1-for-1, 10 yards, 1 TD), 1995 (1-for-2, 16 yards); **FUMBLE RECOVERIES** - 1995 (2), 1996 (1)

## GOLD RUSH

San Francisco finished with 2,095 yards rushing in 1999 to lead the NFL for the second consecutive season. The 49ers are the first team to lead the league in rushing for two consecutive seasons since Buffalo did it in 1991 (2,436) and 1992 (2,381). Only eight teams have led the NFL in rushing for consecutive seasons.

### CONSECUTIVE NFL RUSHING LEADERS

- Chicago (8) - 1934-35, 1939-42, 1955-56, 1983-86
- San Francisco (3) - 1952-54, 1998-99
- Detroit (2) - 1936-38
- Buffalo (1) - 1991-92
- Cincinnati (1) - 1988-89
- Miami (1) - 1971-72
- Dallas (1) - 1969-70
- Cleveland (1) - 1958-59



## HEARST'S 1998 GAME-BY-GAME STATISTICS

DATE	OPPONENT	ATT	YDS	AVG	TD	LONG	REC	YDS	AVG	TD	LONG
9-6	NY Jets	20	187	9.4	2	96t	2	38	19.0	0	35
9-14	at Washington	22	138	6.3	1	19	1	12	12.0	0	12
9-20	Bye										
9-27	vs. Atlanta	18	57	3.2	0	17	4	105	26.3	0	65
10-4	at Buffalo	12	28	2.3	0	7	5	38	7.6	0	14
10-11	at New Orleans	22	71	5.8	0	16	2	66	33.0	1	33t
10-18	Indianapolis	15	65	4.3	0	13	6	33	5.5	0	17
10-25	at St. Louis	20	58	2.9	0	10	1	4	4.0	0	4
11-1	at Green Bay	17	99	5.8	1	30t	2	25	12.5	0	20
11-8	Carolina	22	90	4.1	0	10	1	2	2.0	0	2
11-15	at Atlanta	16	56	3.5	0	20	1	-1	0.0	0	-1
11-22	New Orleans	25	90	3.6	0	27	4	103	25.8	1	81t
11-30	NY Giants	20	166	8.3	1	70t	2	7	3.5	0	4
12-6	at Carolina	20	139	7.0	1	71t	2	28	14.0	0	19
12-14	Detroit	24	198	8.3	1	30	0	0	0.0	0	0
12-20	at New England	27	107	4.0	0	14	3	17	5.7	0	11
12-27	St. Louis	10	21	2.1	0	4	3	58	19.3	0	47
Postseason											
1-3	Green Bay	22	128	5.8	0	24	3	15	5.0	0	7
1-11	at Atlanta	1	7	7.0	0	7	0	0	0.0	0	0

## HEARST'S 1997 GAME-BY-GAME STATISTICS

DATE	OPPONENT	ATT	YDS	AVG	TD	LONG	REC	YDS	AVG	TD	LONG
8-31	at Tampa Bay	18	84	4.7	0	33	2	6	3.0	0	3
9-7	at St. Louis	16	92	5.8	1	35t	1	-1	-1.0	0	-1
9-14	New Orleans	14	29	2.1	0	9	4	23	5.8	1	12
9-21	Atlanta	10	33	3.3	0	8	2	83	41.5	0	69
9-29	at Carolina	28	141	5.0	1	14	2	13	4.3	0	11
10-5	Bye										
10-12	St. Louis	18	81	4.5	0	23	2	27	13.5	0	19
10-19	at Atlanta	18	105	5.8	0	51					
10-26	at New Orleans	17	53	3.1	0	15	2	24	12.0	1	19t
11-2	Dallas	22	104	4.7	1	12	1	5	5.0	0	5
11-10	at Philadelphia	26	77	3.0	1	12	1	-4	-4.0	0	-4
11-16	Carolina	18	48	2.7	0	13	1	13	13.0	0	13
11-23	San Diego	22	87	4.0	0	12	2	5	2.5	0	3
11-30	Kansas City	7	85	12.1	0	45	0	0	0.0	0	0
12-7	Minnesota					INACTIVE					
12-15	Denver					INACTIVE					
12-21	at Seattle					INACTIVE					
Postseason											
1-3	vs. Minnesota					INACTIVE					
1-11	vs. Green Bay	8	12	1.5	0	9	3	14	4.7	0	19

## HEARST'S CAREER HIGHS

**RUSHES** - 28 at Carolina (9-29-97)

**RUSHING YARDS** - 198 vs. Detroit (12-14-98)

**LONG RUSH** - 96t vs. New York Jets (9-6-98)

**TD RUSHES** - 2 vs. New York Jets (9-6-98)

**RECEPTIONS** - 6 vs. Indianapolis (10-18-98)

**RECEIVING YARDS** - 105 vs. Atlanta (9-27-98)

**LONG RECEPTION** - 81t vs. New Orleans (11-22-98)

**TD RECEPTIONS** - 1 (several times) Last: vs. New Orleans (11-22-98)



**HEARST'S 100-YARD RUSHING GAMES:** (12) - **198** (vs. Detroit 12-14-98), **187** (vs. N.Y. Jets-9-6-98), **166** (vs. N.Y. Giants-11-30-98), **141** (at Carolina - 9-29-97), **139** (at Carolina 12-6-98), **138** (at Washington 9-14-98), **107** (at New England 12-20-98), **122** (at N.Y. Giants - 10-8-95), **121** (at Detroit - 9-17-95), **105** (at Atlanta - 10-19-97), **104** (vs. Dallas - 11-2-97), **103** (vs. Minnesota - 11-12-95)

**HEARST'S 100-YARD RUSHING POSTSEASON GAMES:** (1) - **128** (vs. Green Bay 1-3-99)

## TOP RUSHING GAMES IN 49ERS HISTORY

1.	<b>Garrison Hearst</b>	<b>198 vs. Detroit (12-14-98)</b>
2.	Delvin Williams	194 at St. Louis (12-31-76)
3.	Roger Craig	190 at L.A. Rams (10-16-88)
	Wilbur Jackson	190 vs. New Orleans (11-27-77)
5.	<b>Garrison Hearst</b>	<b>187 vs. N.Y. Jets (9-6-98)</b>
6.	Delvin Williams	180 vs. Washington (11-7-76)
7.	Joe Perry	174 vs. Detroit (11-2-58)
8.	Hugh McElhenny	170 at Dallas Texans (10-5-52)
9.	J.D. Smith	168 vs. Minnesota (11-26-61)
10.	<b>Garrison Hearst</b>	<b>166 vs. N.Y. Giants (11-30-98)</b>
	Charlie Garner	166 vs. Pittsburgh (11-7-99)

## 49ERS 1,000-YARD RUSHERS

1.	<b>Garrison Hearst</b>	<b>1,570</b>	<b>1998</b>
2.	Roger Craig	1,502	1988
3.	Wendell Tyler	1,262	1984
4.	<b>Charlie Garner</b>	<b>1,229</b>	<b>1999</b>
5.	Delvin Williams	1,203	1976
6.	Roger Craig	1,054	1989
7.	Roger Craig	1,050	1985
8.	Joe Perry	1,049	1954
9.	J.D. Smith	1,036	1959
10.	<b>Garrison Hearst</b>	<b>1,019</b>	<b>1997</b>
11.	Joe Perry	1,018	1953
12.	Ricky Watters	1,013	1992

## TOP RUSHING TOTALS IN CONSECUTIVE SEASONS

1.	<b>Garrison Hearst</b>	<b>2,589</b>	<b>1997-98</b>
2.	Roger Craig	2,556	1988-89
3.	Roger Craig	2,317	1987-88
4.	Delvin Williams	2,134	1976-77
5.	Wendell Tyler	2,118	1983-84
6.	Joe Perry	2,067	1953-54
7.	Ricky Watters	1,963	1992-93

## 49ERS CONSECUTIVE 100-YARD GAMES

1.	<b>Garrison Hearst</b>	<b>4</b>	<b>1998</b>
2.	J.D. Smith	3	1962
	Billy Kilmer	3	1961



## HEARST'S TEAM RECORDS

Single season rushing yards	1,570
Single game rushing yards	198
Longest run from scrimmage	96t
100-yard games single season (tied)	6
Consecutive 100-yard rushing games	4

## TYRONE HOPSON

EASTERN KENTUCKY

66



- ♦ Ht: 6-2, Wt: 288, Born: 5-28-76
- ♦ 2nd Year (D-5 in '99)
- ♦ Games/Starts: 1999-1/0; Career-1/0
- ♦ Signed through 2001

GUARD

**CAREER:** Tyrone Hopson will look to play bigger role after shoulder injury ended rookie season...Has worked hard to improve strength and conditioning in offseason...Spent much of college career at tackle but will move to guard with 49ers.

**ACQUIRED:** Selected by 49ers in fifth round (No. 161 overall) of 1999 NFL Draft.

**1999:** Played in one game and inactive five during rookie season...Subbed at guard in season opener at Jacksonville (9-12)...Inactive Weeks 2-6 with left shoulder injury...Placed on Injured Reserve (10-20).

**COLLEGE:** As senior, earned first-team All-Ohio Valley Conference honors as left tackle...Averaged 10.0 knockdown blocks per game and graded at 90 percent blocking efficiency...Registered season-high 18 knockdown blocks against Kentucky State...Earned first-team All-Ohio Valley Conference honors and was named third-team All-America by Associated Press as junior...Started first half of season at left tackle before shifting to right guard...Registered 14 knockdowns and helped offense compile 607 yards vs. Austin Peay...Started 11 games at left tackle and helped offense average 190.4 yards per game rushing as sophomore...Became first player in school history to play offensive line for Colonels as true freshman...Shared time at left tackle...Majored in computer electronic technology.

**PERSONAL:** Born Tyrone Hopson Jr. (5-28-76) in Hopkinsville, KY... Earned All-City and All-County honors as two-way lineman at Davies County (Owensboro, KY) High...Named team's defensive MVP as senior...Lettered four times each in track and basketball...Finishing bachelor's degree at San Jose State...Single...Resides in Santa Clara.

## Did You Know...

Hopson was one of two 49ers offensive linemen to have their jerseys retired at their high schools this offseason. Hopson had his number retired at Davies County High in Owensboro, KY. Center Chris Dalman also had his jersey retired this year at Palma High in Salinas, CA.



## HOPSON'S NFL STATISTICS

REGULAR SEASON GAMES/STARTS: 1999 (1/0); CAREER: (1/0)

# TERRY JACKSON

FLORIDA

22

FULLBACK

PLAYERS



- ♦ Ht: 6-0, Wt: 232, Born: 1-10-76
- ♦ 2nd Year (D-5 in '99)
- ♦ Games/Starts: 1999-16/0; Career-16/0
- ♦ Signed through 2001

**CAREER:** Terry Jackson was valuable special teams player and able running back in first season...Played in all 16 games as rookie and saw primary action on special teams...Finished rookie year with **TEAM-HIGH** 12 special teams tackles...Added nine pounds during offseason to better handle switch to fullback.

**1999:** Played in all 16 games during rookie season...Finished with 15 carries for 75 yards...Added six yards on three receptions...Saw significant action on special teams...Recorded **TEAM-HIGH** 12 special teams tackles...Caught three-yard pass at Jacksonville (9-12)...Recorded two special teams stops at Arizona (9-27)...Posted two special teams stops at St. Louis (10-10)...Recorded one special teams stop at Minnesota (10-24)...Played from scrimmage and recorded one special teams tackle at New Orleans (11-14)...Posted one special teams stop vs. St. Louis (11-21) and one vs. Green Bay (11-29)...Carried **CAREER-HIGH** five times for 24 yards vs. Atlanta (12-12)...Also recorded two special teams tackles vs. Falcons...Subbed at running back and posted one special teams tackle at Carolina (12-18)...Replaced Charlie Garner (ribs) in second half vs. Washington (12-26)...Carried five times for 16 yards vs. Redskins...Rushed five times for **CAREER-HIGH** 35 yards and caught two passes for three yards at Atlanta (1-3)...Also credited with one special teams tackle at Falcons.

**COLLEGE:** Appeared in eight games and started six at tailback as senior...Finished with 587 yards and three touchdowns on 105 carries...Caught 18 passes for 169 yards...Rushed for 127 yards and two touchdowns on 10 attempts vs. The Citadel and caught four passes for 44 yards...Carried 25 times for 135 yards vs. Alabama...GTE/CoSIDA Academic All-District and All-SEC Academic Team as junior...Recipient of team Leadership Award...Started four games at fullback...Finished with 39 yards on 15 carries...Caught eight passes for 135 yards and three touchdowns...Academic All-SEC award winner as sophomore...Played in every game and made one start...Finished with 79 carries for 388 yards and eight touchdowns...Caught 13 passes for 163 yards and one touchdown...Pulled double-duty lining up at outside linebacker and tailback vs. Southwestern Louisiana...Rushed 12 times for 118 yards and two touchdowns vs. Florida State...SEC All-Freshman team by *Knoxville News-Sentinel*...SEC All-Academic team selection...Played in every game and made five starts at tailback...Finished with 780 yards and six touchdowns on 122 carries...Also caught 20 passes for 188 yards...Scored first career touchdown vs. Houston...Recorded 138 yards and three touchdowns vs. Kentucky...Carried 17 times for 119 yards vs. Tennessee...Gained 90 yards on 12 carries vs. Mississippi...Totalled 96 yards and one touchdown vs. Florida State...Graduated with degree in business and marketing.

**PERSONAL:** Born Terrance Bernard Jackson (1-10-76)...Was student body vice president at Florida...Son of Delphine and Willie Jackson...Father played football at Florida...Prepped at P.K. Yonge (Gainesville, FL) High...Earned *Blue Chip* All-Southeast honors...Two-way performer recorded 99 tackles (63 solo) on defense and rushed for 572 yards and five touchdowns as senior tailback...Brother, Willie Jr., is a six-year NFL veteran, having played for Dallas, Jacksonville, Cincinnati and now New Orleans...Majored in business/marketing...Single...Resides in Gainesville, FL.



## Did You Know...

Jackson's father, Willie Sr., along with Leonard George, were the first African-American, to play football at Florida. His brother, Willie Jr., plays for the New Orleans Saints and also played at Florida.

## JACKSON'S NFL STATISTICS

YEAR	G/S	RUSH	YDS	AVG	TD	LONG	REC	YDS	AVG	TD	LONG
1999	16/0	15	75	5.0	0	11	3	6	2.0	0	4
Career	16/0	15	75	5.0	0	11	3	6	2.0	0	4

OTHER STATS: SPECIAL TEAMS TACKLES - 1999 (12)

## TRAVIS JERVEY

CITADEL

32



- ◆ Ht: 6-0, Wt: 215, Born: 5-5-72
- ◆ 6th Year (FA in '98)
- ◆ Games/Starts: 1999-8/0; Career-45/0
- ◆ Signed through 2003

**RUNNING BACK**

**CAREER:** Travis Jervey adds depth and speed to 49ers backfield and special teams units...Appeared in eight games in inaugural season with 49ers after signing as free agent from Green Bay.

**ACQUIRED:** Signed by 49ers as free agent (3-22-99)...Originally selected by Green Bay in fifth round (No. 170 overall) of 1995 draft.

**1999:** (With San Francisco) Played in eight games during first season with 49ers...Recorded eight kick returns for **CAREER-HIGH** 191 yards...Rushed six times for 49 yards and had one reception for two yards...Inactive in season opener at Jacksonville (9-12) with left ankle injury...Saw special teams duty vs. New Orleans (9-19) and at Arizona (9-27)...Inactive vs. Tennessee (10-3) and at St. Louis (10-10) with left ankle injury...Underwent surgery (10-12) to remove calcium deposits on left ankle...Inactive vs. Carolina (10-17)...Suspended four games for violation of NFL Policy on Anabolic Steroids and Related Substances (10-21)...Re-instated and placed on one-week roster exemption (11-23) after serving suspension...Activated to 53-man roster (11-26)...Returned two kickoffs 67 yards, including **CAREER-HIGH** 48-yard return, vs. Green Bay (11-29)...Also recorded one special teams tackle vs. Packers...Played on special teams at Cincinnati (12-5)...Returned four kickoffs 71 yards and recorded one tackle at Bengals...Rushed twice for six yards vs. Atlanta (12-12)...Played on special teams at Carolina (12-18) and vs. Washington (12-26)...Carried season-high four times for season-high 43 yards and one touchdown at Atlanta (1-3)...Also returned two kickoffs 53 yards, including long of 32, at Falcons.



**1998:** (With Green Bay) Appeared in eight games, starting five at running back, and played on special teams...Missed final seven games with broken ankle...Placed on Injured Reserve (11-11)...Finished with **CAREER-HIGH** 325 yards on 83 carries...Also recorded **CAREER-HIGH** nine receptions for 33 yards...Recorded one special teams tackle and recorded two carries for eight yards vs. Detroit (9-6)...Suffered hamstring injury at Cincinnati (9-20)...Inactive with hamstring injury at Carolina (9-27)...Made first career start and recorded eight carries for 55 yards at Minnesota (10-5)...Recorded 69 yards on 19 attempts at Detroit (10-15)...Recorded **CAREER-HIGH** 29 carries for 72 yards vs. Baltimore (10-25)...Rushed for **CAREER-HIGH** 95 yards and scored first career touchdown vs. San Francisco (11-1)...Started and rushed for 26 yards before suffering ankle injury at Pittsburgh (11-9).

**1997:** (With Green Bay) Named to NFC **PRO BOWL** team as special teams player...Also named **ALL-PRO** special teams by *Pro Football Weekly*...Played in every regular season and three postseason games...Finished regular season with 10 special teams tackles (10 solo)...Posted two solo tackles at New England (10-27)...Recorded three special teams stops vs. Buffalo (12-20)...Served as reserve fullback but did not handle ball...Added one postseason special teams tackle.

**1996:** (With Green Bay) Appeared in every game as reserve running back and special teams player...Finished season with 26 carries for 106 yards...Recorded nine special teams tackles...Recorded six postseason special teams tackles...Rushed six times for 25 yards at Chicago (10-6)...Carried five times for 35 yards vs. Minnesota (12-22)...Recorded three special teams stops vs. Carolina (1-12) in NFC Championship Game...Added two special teams tackles vs. New England (1-26) in Super Bowl XXXI.

**1995:** (With Green Bay) Appeared in all 16 regular season and three postseason games as special teams performer...Finished season with 13 special teams tackles...Returned eight kickoffs 165 yards...Recorded three special teams stops vs. St. Louis (9-3)...Credited with forced fumble at Chicago (9-11)...Returned first career kickoff 27 yards vs. Jacksonville (9-24)...Recorded 28-yard kickoff return vs. Detroit (10-15)...Added two postseason special teams tackles.

**COLLEGE:** Three-year letterwinner...Finished career with 211 carries for 1,490 yards and 15 touchdowns...Holds school record with 7.1 career rushing average...Earned Second-Team All-Southland Conference honors after rushing 152 times for 1,171 yards and 12 touchdowns as senior...Averaged 106.5 yards per game in senior season...Set career-high with 224 yards on 10 carries vs. VMI...Major in business administration.

**PERSONAL:** Born Travis Richard Jervey (5-5-72) in Columbia, S.C...Prepped at Wando (Mt. Pleasant, S.C.) High...Earned all-state and all-conference honors as running back...Closed prep career with 2,221 yards and 22 touchdowns on 281 carries...Loves to surf, having spent time surfing in Costa Rica...Active with Children's Miracle Network...Single...Resides in Isle of Palms, S.C.

## Did You Know...

Travis does not have good luck with fire. When Travis was 13, he started a fire that was about the size of two houses. It was about a 30-foot high pile of pine needles that he had built a fort in. He and some friends started a fire to keep warm and the pile ignited. The fire was covered on the news but no one ever knew who did it. He didn't tell anyone until about eight years later.

Years later, when he was a rookie with Green Bay, he used gasoline to start a fire in his fireplace. The logs exploded and the flames leaped out of the fireplace and ignited him. He had to roll around on the floor to smother the flames. He was just fresh from the shower, and says that saved him from losing most of his hair because it was still damp.

**JERVEY'S NFL HONORS:** Pro Bowl - 1997, All-Pro - 1997



## JERVEY'S NFL STATISTICS

YEAR	G/S	RSH	YDS	AVG	TD	LNG	REC	YDS	AVG	TD	LNG	KR	YDS	TD	LNG
<i>GREEN BAY</i>															
1995	16/0	0	0	0.0	0	0	0	0	0.0	0	0	8	165	0	28
1996	16/0	26	106	4.1	0	12	0	0	0.0	0	0	1	17	0	17
1997	16/0	0	0	0.0	0	0	0	0	0.0	0	0	0	0	0	0
1998	8/5	83	325	3.9	1	12	9	33	3.6	0	12	0	0	0	0
<b>Totals</b>	<b>56/5</b>	<b>109</b>	<b>431</b>	<b>4.0</b>	<b>1</b>	<b>12</b>	<b>9</b>	<b>33</b>	<b>3.6</b>	<b>0</b>	<b>12</b>	<b>9</b>	<b>182</b>	<b>0</b>	<b>28</b>
<i>SAN FRANCISCO</i>															
1999	8/0	6	49	8.2	1	33	1	2	2.0	0	2	8	191	0	48
<b>Totals</b>	<b>8/0</b>	<b>6</b>	<b>49</b>	<b>8.2</b>	<b>1</b>	<b>33</b>	<b>1</b>	<b>2</b>	<b>2.0</b>	<b>0</b>	<b>2</b>	<b>8</b>	<b>191</b>	<b>0</b>	<b>48</b>
<b>Career</b>	<b>64/5</b>	<b>115</b>	<b>480</b>	<b>4.1</b>	<b>2</b>	<b>45</b>	<b>10</b>	<b>35</b>	<b>3.5</b>	<b>0</b>	<b>14</b>	<b>17</b>	<b>373</b>	<b>0</b>	<b>48</b>

**OTHER STATS: SPECIAL TEAMS TACKLES** - 1995 (13), 1996 (9), 1997 (10), 1998 (1), 1999 (3); **POSTSEASON SPECIAL TEAMS TACKLES** - 1995 (2), 1996 (6), 1997 (1)

## JERVEY'S CAREER HIGHS

**RUSHES** - 29 vs. Baltimore (10-25-98)

**RUSHING YARDS** - 95 vs. San Francisco (11-1-98)

**TOUCHDOWNS** - 1 vs. San Francisco (11-1-98), at Atlanta (1-3-00)

**LONG KICKOFF RETURN** - 48 vs. Green Bay (11-29-99)

PLAYERS

# DWAYNE

# LEDFORD

EAST CAROLINA

# 76



- ♦ Ht: 6-3, Wt: 295, Born: 11-2-76
- ♦ 1st Year (FA in '99)
- ♦ Games/Starts: 1999-0/0; Career-0/0
- ♦ Signed through 2001

**TACKLE**

**CAREER:** Former collegiate defensive tackle continues to improve on offensive line...Spent 1999 as member of 49ers practice squad...Activated to 53-man roster (12-29).

**ACQUIRED:** Signed by 49ers as undrafted free agent (4-23-99).

**1999:** Spent most of season as member of 49ers practice squad...Signed to active roster from practice squad (12-29)...Inactive in season finale at Atlanta (1-3).

**COLLEGE:** Made switch from defensive tackle to offensive tackle as senior...Started 11 games at defensive tackle and recorded 26 tackles as junior.

**PERSONAL:** Born Billy Dwayne Ledford (11-2-76) in Morgantown, NC...Graduated from McDowell (Marion, NC) High...Named team most valuable defensive lineman as senior...Earned Northwestern 4-A All-Conference first-team honors as junior and senior...Named All-Western North Carolina...Single...Resides in Marion, NC.

## Did You Know...

Dwayne is a big Hot Rod and racing fan. He has drag raced before, and is now looking for a '69 to '71 Chevy Chevelle to restore and race. He also is a pet lover and owns a 130-pound rottweiler named Sarge.



# BEN LYNCH

CALIFORNIA

60

CENTER



- ♦ Ht: 6-4, Wt: 295, Born: 11-18-72
- ♦ 2nd Year (FA in '99)
- ♦ Games/Starts: 1999-16/1; Career-16/1
- ♦ Signed through 2000

**CAREER:** Ben Lynch established himself as quality addition to 49ers offensive line and special teams units in first season with team...Tenacious player with excellent strength and quickness...First selection by Frankfurt Galaxy in 1998 NFL Europe draft...Played in World Bowl and earned All-NFL Europe honors as center with Galaxy.

**ACQUIRED:** Signed as free agent by 49ers (5-4-99)...Originally selected by Kansas City in seventh round (No. 211 overall) of 1996 NFL draft...Released by Chiefs (8-20-96)...Signed by Minnesota (2-10-97).

**1999:** Played in all 16 games and made one start at center...Played on special teams Weeks 1-4...Played 20 snaps replacing Chris Dalman (knee) in fourth quarter at St. Louis (10-10)...Also played on special teams at Rams...Made first NFL start in place of Chris Dalman (left knee) vs. Carolina (10-17) and played 77 snaps...Played from scrimmage and on special teams Weeks 7-12...Saw special teams duty Weeks 13-16...Played 30 snaps replacing Chris Dalman (irregular heartbeat) in second half at Atlanta (1-3).

**COLLEGE:** Four-year letterwinner as offensive lineman at Cal...Closed career with 22 consecutive starts at center...Earned first-team All-Pac 10 honors as senior...Was team co-captain, named most valuable lineman and received Roth award for courage, sportsmanship and attitude as senior...Spent freshman and sophomore seasons as reserve guard before switching to center as junior...Majorred in business administration.

**PERSONAL:** Born Benjamin John Lynch (11-18-72) in Santa Rosa, CA...Prepped at Analy High in Sebastopol, CA, earning all-conference honors as offensive and defensive lineman...Recipient of National Football Foundation Hall of Fame Scholar-Athlete award...Single...Resides in Sunnyvale, CA.

## Did You Know...

Right after finishing up his college eligibility and before even putting on an NFL uniform, Ben appeared with former 49er great Steve Young in a shoe commercial.

REGULAR SEASON GAMES/STARTS: 1999 (16/1); CAREER: (16/1)

PLAYERS



RAMOS

MCDONALD

NEW MEXICO

35



- ♦ Ht: 5-11, Wt: 202, Born: 4-30-76
- ♦ 3rd Year (FA in '99)
- ♦ Games/Starts: 1999-14/12; Career-30/17
- ♦ Signed through 2000

CORNERBACK

**CAREER:** Ramos McDonald joined 49ers midway through 1999 season and made quick adjustment...Made more starts (seven) than any other 49ers cornerback in 1999...Began professional career as member of Minnesota Vikings.

**ACQUIRED:** Signed by 49ers as free agent (10-26-99)...Originally selected by Minnesota in third round of 1998 NFL draft (80th overall).

**1999:** (With San Francisco/Minnesota) Played in nine games and made seven starts with 49ers...Recorded 32 tackles with San Francisco...Saw first action as 49er from scrimmage and on special teams vs. Pittsburgh (11-7)...Assisted on one tackle at New Orleans (11-14)...Made sixth career start (first with 49ers) vs. St. Louis (11-21)...Posted eight solo tackles and one pass defended vs. Rams...Tallied four solo tackles and two passes defended vs. Green Bay (11-29)...Started at right cornerback and finished with four tackles at Cincinnati (12-5)...Registered two tackles and one pass defended vs. Atlanta (12-12)...Started and recorded six solo tackles (seven total) at Carolina (12-18)...Tallied five solo tackles and two passes defended vs. Washington (12-26)...Also returned one interception four yards vs. Redskins...Started and made one solo tackle at Atlanta (1-3)...Appeared in five games and made five starts with Vikings before joining 49ers...Recorded 19 tackles and two passes defended with Vikings...Released by Vikings (10-25-99).

**1998:** (With Minnesota) Played in 15 games...Had three tackles in NFC Championship Game vs. Atlanta (1-17)...Had season-high three tackles at Green Bay (10-5) and vs. Chicago (12-6)...Had pair of passes defended in regular-season finale at Tennessee (12-26)...Had tackle and pass defended vs. Jacksonville (12-20)...Had tackle on kickoff coverage and downed punt on one-yard line while playing first NFL game in home state on Thanksgiving Day game at Dallas (11-26)...Recorded first special teams tackle with tackle at Chicago (9-27).

**College:** All-Western Athletic Conference first-team pick...Started two years at right cornerback...Recorded 33 tackles (21 solos), six passes defended and five interceptions for 134 yards in returns as senior...Had 70-yard interception return to set up score in 38-20 defeat of Texas-El Paso (9-13)...Had two interceptions for 43 yards vs. Colorado State (12-6) in WAC Championship game...Closed career with 11-yard interception return vs. Arizona (12-27) in Insight.Com Bowl...All-WAC honorable mention as junior...Team defensive Player-of-the-Year...Recorded 29 tackles (21 solo)...Intercepted six passes in nine starting assignments...Played two seasons at Navarro (TX) College...Majored in physical education.

**Personal:** Born Ramos McDonald (4-4-76) in Dallas, TX...All-District selection as running back and cornerback at Liberty Eylau (Texarkana, TX) High...Rushed for 1,041 yards and 18 touchdowns in senior year...Also lettered in track...Served as team barber while playing at Navarro College...Resides in Texarkana, TX

## Did You Know...

Ramos has always loved to cut hair. He was his family's barber all through childhood and now cuts the hair of some of his teammates.



## MCDONALD'S CAREER HIGHS

**TOTAL TACKLES** - 8 vs. St. Louis (11-21-99)

**SOLO** - 8 vs. St. Louis (11-21-99)

**PASSES DEFENSED** - 2 (several times) Last: vs. Washington (12-26-99)

**INTERCEPTIONS** - 1 vs. Washington (12-26-99)

**LONG INTERCEPTION RETURN** - 4 vs. Washington (12-26-99)

## MCDONALD'S CAREER STATISTICS

YEAR	G/S	TACKLES			PASS			YDS	TD	FF	FR	YDS	TD
		TOT	SOLOS	AST	DEF	INT							
MINNESOTA													
1998	16/7	56	48	8	9	0	0	0	0	0	0	0	0
1999	5/5	19	14	5	2	0	0	0	0	0	0	0	0
Total	21/12	75	62	13	11	0	0	0	0	0	0	0	0
SAN FRANCISCO													
1999	9/7	32	29	3	4	1	4	0	0	0	0	0	0
Total	9/7	32	29	3	4	1	4	0	0	0	0	0	0
Career	30/17	107	91	16	15	1	4	0	0	0	0	0	0
Postseason													
MINNESOTA													
1998	2/0	0	0	0	0	0	0	0	0	0	0	0	0
Career	2/0	0	0	0	0	0	0	0	0	0	0	0	0

**OTHER STATS: (REGULAR SEASON) SPECIAL TEAMS TACKLES** - 1998 (2)

## REGGIE MCGREW

FLORIDA

92



- ♦ Ht: 6-1, Wt: 312, Born: 12-16-76
- ♦ 2nd Year (D-1 in '99)
- ♦ Games/Starts: 1999-0/0; Career-0/0
- ♦ Signed through 2005

**DEFENSIVE TACKLE**

**CAREER:** San Francisco's first round choice in 1999, Reggie McGrew missed all of rookie season on Injured Reserve (triceps tendon tear)...Should compete for time along defensive front.

**ACQUIRED:** Selected in first round (No. 24 overall) in 1999 NFL Draft.  
**1999:** Inactive Weeks 1-4...Placed on Injured Reserve (10-4) with torn triceps tendon.

**COLLEGE:** All-America Dream Team selection by *Sports Network* as senior... Earned first-team All-SEC honors...Started nine games at right defensive tackle...Recorded 41 tackles (23 solo), one fumble recovery and one forced fumble...Recorded five sacks for 31 yards and seven tackles for loss (17 yards)...Played in seven games and started six at right defensive tackle as junior...Finished with 26 tackles (15 solo) and 1.5 sacks...Also credited with four QB pressures, two passes defended and two forced fumbles...Recorded three tackles and 14-yard sack vs. Penn State in Citrus Bowl...Freshman All-America selection by *Sporting News*...Named team's Outstanding Freshman...Started 10 games at right defensive tackle...Finished with 39 tackles (24 solo), two sacks and eight QB pressures...Majored in sociology.



**PERSONAL:** Born Reginald Gerard McGrew (12-16-76)...Father was high school football coach... Prepped at Lafayette (Mayo, FL) High...*Parade*, *Blue Chip* and *USA Today* All-America selection as senior...Rated as top defensive lineman in country by *Super Prep*... Finished with 123 tackles, six sacks and five forced fumbles as senior...Resides in Mayo, FL.

## Did You Know...

After signing his first professional contract, McGrew started his own charity, the Reggie McGrew Foundation, which benefits underprivileged children in his home state of Florida and in the San Francisco Bay Area.

# RICK

# MIRER

# NOTRE DAME

# 3



- ✦ Ht: 6-3, Wt: 212, Born: 3-19-70
- ✦ 8th Year (FA in '00)
- ✦ Games/Starts: 1999-8/6; Career-70/60
- ✦ Signed through 2000

# QUARTERBACK

**CAREER:** 49ers add veteran experience to quarterback position with addition of eight-year veteran Rick Mirer...Style of play fits 49ers offensive system...Mobile and elusive athlete who runs well...Owns 60 career NFL starts...Spent first four seasons with Seattle (1993-96)...Earned **ROOKIE-OF-THE-YEAR** honors with Seahawks in 1993...Played for Chicago (1997), Green Bay (1998) and New York Jets (1999) before joining 49ers.

**ACQUIRED:** Signed by 49ers as free agent (6-13-00)...Originally selected by Seattle as second overall pick in 1993 NFL draft.

**1999:** (With NY Jets) Acquired by Jets in training camp trade with Green Bay...Played in eight games and made six starts...Completed 95-of-176 passes for 1,062 yards, five touchdowns and nine interceptions with Jets...Recorded final passer rating of 60.4...Saw first action of season in Week 1 vs. New England (9-12)...Opened game as third quarterback, but injuries to Vinny Testaverde and Tom Tupa forced him into action late in game...Made first start of season at Buffalo (9-19)...Was 13-of-28 for 121 yards at Bills...Start was first for Mirer since 9-5-97 as member of Bears...Started vs. Washington (9-26) and completed 17-of-31 passes for 227 yards and one touchdown...Threw first touchdown of season with 35-yard pass to WR Dedric Ward...Started at Denver (10-3) and recorded sixth career come-from-behind win...Completed 17-of-28 passes for 242 yards and two touchdowns, despite being sacked four times...Connected with WR Keyshawn Johnson on 26-yard touchdown...Threw 16-yard scoring pass to Ward in fourth quarter to put Jets ahead, 21-13, after trailing 13-7 entering final quarter...Started at Jacksonville (10-11) and completed 19-of-38 passes for 164 yards and two interceptions...Inactive vs. Indianapolis (10-17)...Returned to starting lineup at Oakland (10-24) and completed 13-of-22 passes for 158 yards, including two-yard touchdown pass to TE Eric Green...Also scored first rushing touchdown of season on nine-yard run in second quarter at Raiders...Started vs. Arizona (11-7) and helped lead team to second victory of season...Completed 12-of-18 passes for 122 yards and one touchdown vs. Cardinals...Connected with Johnson on season-high 43-yard touchdown pass in fourth quarter...Recorded season-high



104.4 passer rating vs. Cardinals...Inactive Weeks 9-13...Saw action in one play vs. Miami (12-12)...Inactive Weeks 15-17.

**1998:** (With Green Bay) Signed with Packers (9-2) as free agent four days before season opener after being waived by Chicago (8-30)...Was inactive 12 games as Packers' third quarterback...Active, but did not play, at Detroit (10-15), vs. Baltimore (10-25), vs. San Francisco (11-1) and at Pittsburgh (11-9).

**1997:** (With Chicago) Played in seven games and made three starts for Chicago...Completed 53-of-103 passes for 420 yards and six interceptions with Bears...Also rushed for 78 yards and one touchdown on 20 attempts...Served as backup to Erik Kramer Weeks 1-2...Inactive Week 3...Saw first action as Bear in relief role vs. Detroit (9-14)...Completed 10-of-21 passes vs. Lions...Made first start with Chicago at New England (9-21)...Completed season-high 68.0% of passes (17-of-25) for season-high 154 yards...Started at Dallas (9-28) and completed 11-of-21 passes for 62 yards...Made third start of season against New Orleans (10-5) and completed 7-of-16 passes for 58 yards...Inactive Weeks 8-13...Had season-high 20-yard rush at St. Louis (12-14).

**1996:** (With Seattle) Played in 11 games and made nine starts for Seattle...Finished season with 1,546 yards passing and five touchdowns...Completed 136-of-265 passes...Also rushed for 191 yards and two touchdowns on 33 carries...Threw for season-high 251 yards, on 24-of-41 passing, in season opener at San Diego (9-1)...Completed **CAREER-HIGH** 60-yard pass to WR Joey Galloway...Also rushed for 49 yards, including six-yard score, vs. Chargers...Scored second rushing touchdown of season on one-yard dive vs. Kansas City (9-15)...Posted fifth come-from-behind victory of career at Tampa Bay (9-22)...Completed 12-of-17 passes for 118 yards and one touchdown on final two Seahawk drives to erase deficit at Buccaneers...Inactive next four weeks...Returned to starting duty against Oakland (11-24)...Completed 64.0% of passes (16-of-25) for 181 yards and one touchdown vs. Raiders.

**1995:** (With Seattle) Played in 15 games and made 13 starts...Completed 209-of-391 passes for 2,564 yards and 13 touchdowns...Also rushed 43 times for 193 yards and one touchdown...Selected as offensive captain by teammates prior to season opener...Passed for season-high 279 yards and two touchdowns vs. Cincinnati (9-17)...Completed 21-of-30 passes vs. Bengals...Started vs. NY Giants (11-5) and threw two scoring passes in victory...Led team to second consecutive victory with starting assignment vs. Jacksonville (11-12)...Had two scoring tosses vs. Jaguars...Led team to third straight win with two touchdown performance at Washington (11-19)...Completed 53-of-94 passes (56.4%) for 682 yards and six touchdowns during three-game win streak...Injured left, non-throwing shoulder at Denver (12-10) in Week, forcing him to miss final two starting assignments...Returned to play in reserve role in season finale at Kansas City (12-24).

**1994:** (With Seattle) Started Seahawks' first 13 games in Tom Flores' final season as head coach of team...Suffered broken thumb vs. Indianapolis (12-4)...Underwent surgery (12-5) and was inactive next two weeks before being placed on Injured Reserve (12-20)...Set club single-season record and tied Chiefs' Joe Montana for league-low interception percentage (1.8%) while completing 195-of-381 passes for 2,151 yards and 11 touchdowns...Also was team's second-leading rusher with 153 yards on 34 carries...Opened season by completing 60.7 percent of passes (17-of-28) for 183 yards and one touchdown in victory at Washington (9-4)...Threw for **CAREER-HIGH** three touchdown passes on 19-of-26 passing in 38-9 thrashing of Los Angeles Raiders (9-11)...Passed for season-high 244 yards against Denver (10-9)...Had two touchdown passes at Kansas City (10-23).

**1993:** (With Seattle) Earned rookie of year honors while starting all 16 games...Set NFL rookie records for attempts (486), completions (274) and passing yards (2,833)—all of which also are **CAREER-HIGHS**...Also established new team rookie records for touchdown passes (12), completion percentage (56.4%) and passer rating (67.0)...Named **NFL OFFENSIVE ROOKIE-OF-THE-YEAR** by *Football Digest* and **AFC ROOKIE-OF-THE-YEAR** by *USA Today/NFL Players Association* and *United Press International*...Also chosen to all-rookie teams of *Pro Football Weekly*/*Pro Football Writers of America*, *Football Digest*, *Football News* and *College & Pro Football Newsweekly*...Led all AFC signal callers and set team single-season record for rushing yards by quarterback with **CAREER-HIGH** 343 yards and three touchdowns on 68 carries...Became only third rookie quarterback since 1970 league merger to start all of team's games, joining New England's Jim Plunkett (1971) and Buffalo's Joe Ferguson (1973)...Also was just sixth rookie QB in NFL history to improve club's win total by four over previous season.

**COLLEGE:** Three-year starter and four-time letterman (1989-1992) for Notre Dame...Completed 377-of-698 passing attempts for 5,997 yards...Also gained 694 yards and 17 TDs on 253 career carries...Posted 29-7-1 record as starter, including a 2-1 mark in bowl



games...Served as team co-captain as senior. Earned second-team All-America honors from *UPI* and *Football News* as senior...Threw for 1,876 yards and 15 touchdowns (on 120-of-234 passing), with six interceptions, as senior...Finalist for Johnny Unitas Golden Arm Award and Davey O'Brien National Quarterback Award in 1992...Set school's single-season mark with 18 touchdown passes as junior...Threw career-high 2,117 yards and shared team MVP honors with RB Jerome Bettis...Earned honorable mention All-America recognition from *Football News* in both 1990 and '91...Spent 1989 season as backup to Tony Rice, winner of the Unitas award that year...Earned B.A. degree in marketing.

**PERSONAL:** Born Rick F. Mirer (3-19-70) in Elkhart, IN...Two-time all-state selection at quarterback...Chosen as Gatorade Circle of Champions Indiana 'Player of the Year' as senior at Goshen (Ind.) High....Named to prep All-America teams of *Parade*, *SuperPrep* and *USA Today* as senior...Also received 'Bobby Dodd Award' from Touchdown Club of Atlanta as national high school back of year...Finished high school career with 44 touchdown passes and 6,586 passing yards, both state records...Broke single-season Indiana prep passing record, previously held by Jeff George (Vikings), with 3,973 yards as senior, including 30 touchdowns...Created 'Rick Mirer Children's Charity Foundation' in 1996 to assist in meeting the needs of young people and youth organizations, such as Boys and Girls Clubs and Big Brothers/Big Sisters; the foundation also has worked closely with the youth programs at Oaklawn, a mental health services hospital in Elkhart, Ind. ...Established 'Rick Mirer Endowed Scholarship' at Notre Dame in 1998, an academic grant which is given to a student from Elkhart (Ind.) County, his home area, who attends the university...Also has given time to the United Way, Goshen High School athletic department and to the Bashor Home in Goshen, which works on behalf of abused children...Father, Ken, coached Goshen High School's 1978 state championship team...Married, he and wife Stephanie have one son, Morrison (8-9-98)...Family resides in San Diego, CA.

## Did You Know...

After receiving a surfboard from friends as a gift for his 30th birthday, Mirer has now picked up the sport. He is still learning but enjoys it because it gives him a great work out.

## MIRER'S NFL STATISTICS

YEAR	G/S	ATT	COMP	YDS	PASSING		TD	INT	LONG	QB RATING
					PCT					
SEATTLE										
1993	16/16	486	274	2,883	56.4	12	17	53t	67.0	
1994	13/13	381	195	2,151	51.2	11	7	51	70.2	
1995	15/13	391	209	2,564	53.5	13	20	59t	63.7	
1996	11/9	265	136	1,546	51.3	5	12	60	56.6	
Totals	55/51	1,523	814	9,144	53.4	41	56	60	64.3	
CHICAGO										
1997	7/3	103	53	420	51.5	0	6	34	37.7	
Totals	7/3	103	53	420	51.5	0	6	34	37.7	
GREEN BAY										
1998	0/0	0	0	0	0	0	0	0	0.0	
Totals	0/0	0	0	0	0	0	0	0	0.0	
NEW YORK JETS										
1999	8/6	176	95	1,062	53.9	5	9	50	60.4	
Totals	8/6	176	95	1,062	53.9	5	9	50	60.4	
Career	70/60	1,802	962	10,576	53.4	46	71	60	63.1	



## Mirer's Statistics (Continued)

YEAR	G/S	RUSH	RUSHING YDS	AVG	TD	LONG
<i>SEATTLE</i>						
1993	16/16	68	343	5.0	3	33
1994	13/13	34	153	4.5	0	14
1995	15/13	43	193	4.5	1	24
1996	11/9	33	191	5.8	2	
<b>Totals</b>	<b>55/51</b>	<b>178</b>	<b>880</b>	<b>4.9</b>	<b>6</b>	<b>33</b>
<i>CHICAGO</i>						
1997	7/3	20	78	3.9	1	20
<b>Totals</b>	<b>7/3</b>	<b>20</b>	<b>78</b>	<b>3.9</b>	<b>1</b>	<b>20</b>
<i>GREEN BAY</i>						
1998			DNP			
<i>N.Y. JETS</i>						
1999	8/6	21	89	4.2	1	12
<b>Totals</b>	<b>8/6</b>	<b>21</b>	<b>89</b>	<b>4.2</b>	<b>1</b>	<b>12</b>
<b>Career</b>	<b>70/60</b>	<b>219</b>	<b>1,047</b>	<b>4.8</b>	<b>8</b>	<b>33</b>

MONTY

MONTGOMERY

HOUSTON

24



- ◆ Ht: 5-11, Wt: 197, Born: 12-8-73
- ◆ 4th Year (FA in '99)
- ◆ Games/Starts: 1999-7/2; Career-39/10
- ◆ Signed through 2000

CORNERBACK

**CAREER:** In his first season with the 49ers, Monty Montgomery emerged as a quality cornerback...Athletic and fluid...Has solid around the ball skills and is an improving one-on-one defender...Has fully recovered from 1999 season ending arm injury...Played two seasons with Indianapolis before joining 49ers.

**Acquired:** Signed by 49ers as free agent (10-4-99)...Originally selected by Indianapolis in fourth round (No. 117 overall) of 1997 NFL Draft.

**1999:** (With San Francisco/Indianapolis) Claimed by 49ers (10-4) after being waived by Indianapolis...Played in four games and made two starts before breaking right arm...Inactive Weeks 5-7...Saw first action with 49ers as nickel back vs. Pittsburgh (11-7)...Saw nickel action at New Orleans (11-14) and recorded two solo tackles...Made first start with 49ers vs. St. Louis (11-21) and recorded six tackles, including five solo, and one pass defended vs. Rams...Started and posted season-high seven solo tackles before fracturing right arm in fourth quarter vs. Green Bay (11-29)...Inactive (broken right arm) at Cincinnati (12-5)...Placed on Injured Reserve (12-8)...Played in three games for Indianapolis before being waived...Recorded one solo tackle at New England (9-19).

**1998:** (With Indianapolis) Played in 16 games and started three...Posted 53 tackles (46 solo), 13 passes defended, two sacks (23 yards), two fumble recoveries, one forced fumble and one interception (22 yards)...Ranked third on team with 13 passes defended...Also recorded 11 special teams tackles (8 solo)...Started at right cornerback and intercepted QB Dan Marino pass at Miami (11-8)...Started at left CB at Baltimore (11-29)...Started at left CB and recorded **CAREER-HIGH** 10 solo tackles, two sacks, two passes defended and one fumble recovery at Atlanta (12-6).

**1997:** (With Indianapolis) Played 16 games and started final three games at left cornerback in place of injured Carlton Gray...Posted 23 tackles (18 solo), five passes defended, one sack (16 yards), one forced fumble and one quarterback pressure...Added nine special teams tackles,



including eight solo...Recorded six tackles, three solo, as starter at Jets (12-7)...Posted four tackles (three solo) at New England (11-30)...Totaled three passes defended vs. Seattle (9-14)...Recorded one sack and forced fumble vs. Green Bay (11-16), resulting in 33-yard touchdown return by defensive end Al Fontenot...Also deflected pass resulting in linebacker Quentin Coryatt interception and field goal vs. Packers.

**COLLEGE:** Four-year letterman at Houston...Career totals included 37 games with 18 starts, 126 total tackles (95 solo), 25 passes defended, eight interceptions, two fumble recoveries and one forced fumble...Started 11 games at left cornerback as senior and earned first-team Conference USA honors...Posted 51 tackles (41 solo), 16 passes defended, six interceptions and one sack (nine yards)...Had seven tackles vs. Syracuse in Liberty Bowl...Saw action in four games as junior and had 21 tackles (16 solo)...Saw action in 11 games as sophomore, starting first two games at right cornerback...Posted 36 tackles (26 solo) and one interception...Played in 11 games as freshman and had 18 tackles (12 solo) and one interception...Redshirted in 1992...Kinesiology major.

**PERSONAL:** Born Delmonico Montgomery (12-8-73) in Dallas, TX...Prepped at Gladewater (TX) High, earning all-district honors in football and basketball...Also qualified for regionals in 300-meter hurdles as junior...Single...Resides in Gladewater, TX.

## Did You Know...

Montgomery was involved in a car accident his rookie year in the NFL. His best friend was in the car with him. His best friend, who was projected to be an NFL draft pick, broke his back and was not supposed to walk again. His friend defied the odds and is able to walk and even run. Montgomery says that he has learned the value of hard work from the incident and is inspired in his career to play for his friend.

## MONTGOMERY'S CAREER STATISTICS

YEAR	G/S	TOTAL	SOLO	AST	SACK	INT	YDS	LONG	FR	FF	PD
<i>INDIANAPOLIS</i>											
1997	16/3	23	18	5	1.0	0	0	0	0	1	5
1998	16/5	53	46	7	2.0	1	22	22	2	1	13
1999	3/0	1	1	0	0.0	0	0	0	0	0	0
<b>Total</b>	<b>35/8</b>	<b>77</b>	<b>65</b>	<b>12</b>	<b>3.0</b>	<b>1</b>	<b>22</b>	<b>22</b>	<b>2</b>	<b>2</b>	<b>18</b>
<i>SAN FRANCISCO</i>											
1999	4/2	15	14	1	0.0	0	0	0	0	0	1
<b>Total</b>	<b>4/2</b>	<b>15</b>	<b>14</b>	<b>1</b>	<b>0.0</b>	<b>0</b>	<b>0</b>	<b>0</b>	<b>0</b>	<b>0</b>	<b>1</b>
<b>Career</b>	<b>39/10</b>	<b>92</b>	<b>79</b>	<b>13</b>	<b>3.0</b>	<b>1</b>	<b>22</b>	<b>22</b>	<b>2</b>	<b>2</b>	<b>19</b>

OTHER STATS: (REGULAR SEASON) SPECIAL TEAMS TACKLES - 1997 (9), 1998 (11)

## MONTGOMERY'S CAREER HIGHS

**TOTAL TACKLES** - 10 at Atlanta (12-6-98)

**SOLO** - 10 at Atlanta (12-6-98)

**PASSES DEFENSED** - 3 (two times) Last: vs. New England (11-1-98)

**INTERCEPTIONS** - 1 at Miami (11-8-98)

**LONG INTERCEPTION RETURN** - 22 at Miami (11-8-98)

**SACKS** - 2 at Atlanta (12-6-98)



# JEREMY NEWBERRY

CALIFORNIA

62

PLAYERS



- ♦ Ht: 6-5, Wt: 304, Born: 3-23-76
- ♦ 3rd Year (D-2 in '98)
- ♦ Games/Starts: 1999-16/16; Career-16/16
- ♦ Signed through 2001

GUARD

**CAREER:** Aggressive and tenacious player with great size and strength...Missed most of rookie season recovering from ACL surgery...Came back from knee surgery to start every game in '99...Versatile performer. Newberry started at both positions on right side of line...Started at center in college, but can play guard or tackle position as well...First offensive lineman selected in first two rounds by 49ers since Harris Barton was first round choice in 1987.

**ACQUIRED:** Selected by 49ers in second round (No. 58 overall) of 1998 draft.

**1999:** Started all 16 games for NFL's number-one ranked rushing team...Started at right tackle in season opener at Jacksonville (9-12) and vs. New Orleans (9-19)...Switched to right guard at Arizona (9-27)...Opened up hole for RB Lawrence Phillips 68-yard touchdown run to seal victory at Cardinals...Started at right guard at Cincinnati (12-5) as offensive line did not allow sack and QB Jeff Garcia threw for 437 yards...Started at guard vs. Washington (12-26) as team rolled to season high 250 yards rushing...Started and helped offense produce 506 total yards at Atlanta (1-3).

**1998:** Missed first nine weeks of season after suffering torn ACL in offseason minicamp...Placed on Reserve/PUP list (7-17)...Removed from Reserve/PUP list (11-7)...Did not play vs. Carolina (11-8)...Inactive Weeks 11-17...Inactive vs. Green Bay (1-3) and at Atlanta (1-9) during postseason.

**COLLEGE:** Started 11 games and recorded 93 percent blocking consistency grade, highest by any Cal lineman in 1990s, as junior...Second-team All-Pac Ten selection...Recorded 113 knockdowns, 29 downfield blocks and allowed just one sack in 801 plays from scrimmage...Anchored offense that averaged 248.8 yards passing per game...Started 11 of 12 games as sophomore, splitting time at center and guard...Named honorable mention All-Pac Ten...Moved from defensive to offensive line one week into fall practice and within two weeks had entered starting lineup...Started first six games of season before suffering broken bone in foot as freshman...Missed three weeks with foot injury...Majored in social welfare.

**PERSONAL:** Born Jeremy David Newberry (3-23-76) in Antioch, CA, and prepped at Antioch High...Earned first-team All-Bay Valley Athletic League, All-East Bay, All-Bay Area, All-NorCal and All-Far West honors...Recorded 11 sacks and recovered four fumbles as senior...Rated top-five heavyweight wrestler in California as senior...Spent summers volunteering at Antioch Senior Day Care Center...Father, David, is retired Antioch policeman, who lettered at Cal as offensive lineman in 1976...Resides in Discovery Bay, CA.

## Did You Know...

Jeremy's father owned a gym when he was younger, and was an avid weightlifter. Jeremy has turned his garage at home into a weight room, complete with a squat rack, three racks of dumbbells ranging from 8 to 150 pounds, squatting machine, nautilus machines and floor-to-ceiling mirrors.

## NEWBERRY'S NFL STATISTICS

REGULAR SEASON GAMES/STARTS - 1998 (0/0), 1999 (16/16); CAREER - (16/16); POSTSEASON GAMES/STARTS - 1998 (0/0); CAREER (0/0)



KEN

NORTON JR.

UCLA

51



- ♦ Ht: 6-2, Wt: 254, Born: 9-29-66
- ♦ 13th Year (FA in '94)
- ♦ Games/Starts: 1999-16/16; Career-175/172
- ♦ Signed through 2006

LINEBACKER

**CAREER:** Ken Norton Jr. is not just anchor of 49ers' defense, but has established himself as one of premier run stoppers in NFL...Holds **TEAM RECORD** for most tackles in single season (165) and has registered more than 100 tackles eight times...Three-time **PRO BOWLER**, Norton is only player in **NFL HISTORY** to win three consecutive Super Bowl rings (1992-94)...Earned **PRO BOWL** honors in 1993, '95 and '97...Possesses outstanding strength, speed and instincts, which make him difficult to block...Extremely durable and tough...Has played and started 144 consecutive games entering 2000, including eight games with torn right biceps muscle in 1993...**TEAM LEADER** in tackles for eight consecutive seasons...Spent first six seasons with Dallas, where he won two Super Bowl titles (1992-93).

**ACQUIRED:** Signed by 49ers as free agent in 1994...Originally drafted by Dallas in second round (No. 41 overall) of 1988 NFL Draft.

**1999:** (With San Francisco) Started all 16 games at right inside linebacker...**TEAM LEADER** with 126 tackles...Recorded double-figure tackles team-high three times, including six or more solo tackles seven times...Also recorded five passes defended and eight tackles for loss...Registered team-high eight tackles (five solo) at Jacksonville (9-12)...Recorded season-high 12 tackles, including one for loss, vs. New Orleans (9-19)...Also provided block on Ricky Williams to spring Lance Schulters for game-winning interception return vs. Saints...Credited with nine tackles (seven solo), three tackles for loss and one pass defended at Arizona (9-27)...Tallied team-high nine tackles (five solo) at St. Louis (10-10)...Posted team-high eight tackles at Minnesota (12-24)...Recorded seven tackles (five solo) and sack for 10 yards in win vs. Atlanta (12-12)...Defense allowed season-low 105 total yards, including 38 yards rushing, vs. Falcons...Registered 11 tackles (eight solo) and one pass defended at Carolina (12-18)...Recorded third double-figure tackle game with 10 tackles (six solo) vs. Washington (12-26)...Posted seven tackles and one pass defended at Atlanta (1-3).

**1998:** (With San Francisco) Started 16 regular season games and two postseason games at right inside linebacker...**TEAM LEADER** with 155 tackles...Also recorded two sacks and three passes defended...Recorded 10-or-more tackles **TEAM-HIGH** eight times...Credited with 10 tackles (eight solo) vs. N.Y. Jets (9-6)...Posted 10 tackles (seven solo), one pass defended and one fumble recovery at Washington (9-14)...Recorded five tackles and first sack of season (three yards) vs. Atlanta (9-27)...Tallied 10 tackles (seven solo) at Buffalo (10-4)...Credited with nine tackles (five solo) at New Orleans (10-11)...Recorded five tackles, including key solo stop of RB Marshall Faulk in fourth quarter, vs. Indianapolis (10-18)...Also credited with special teams tackle vs. Colts...Posted eight tackles (four solo) and one-yard sack at St. Louis (10-25)...Also credited with one pass defended and one fumble return (12 yards) vs. Rams...Registered 10 tackles (seven solo) at Green Bay (11-1)...Recorded **CAREER-HIGH** 19 tackles (12 solo) and one pass defended vs. Carolina (11-8)...Tallied 14 tackles (nine solo) and forced RB Jamal Anderson fumble at Atlanta (11-15)...Posted 15 tackles (eight solo) at Carolina (12-6)...Credited with three tackles vs. Detroit (12-14) as team held Lions RB Barry Sanders to 28 yards rushing...Posted 17 tackles (11 solo) at New England (12-20)...Recorded five solo tackles and two passes defended vs. Green Bay (1-3) in NFC Wild Card Game...Tallied five tackles at Atlanta (1-9) in NFC Divisional Playoff Game.

**1997:** (With San Francisco) Started all 16 games and finished with **TEAM-HIGH** 138 tackles...Added 1.5 sacks, six passes defended, two forced fumbles and two fumble recoveries...Recorded 10-or-more tackles for **TEAM-HIGH** seven times...Earned third **PRO BOWL** invitation...Registered 10 tackles and one interception in two postseason games...Posted season-high 12 tackles, one sack, two passes defended and two forced fumbles at St. Louis (9-7)...Had eight tackles and one fumble recovery vs. New Orleans (9-14)...Recorded 10 tackles



(seven solo) and shared sack against Atlanta (9-21)...Registered 12 tackles (10 solo), including one for loss, against Dallas (11-2)...Tallied 12 tackles vs. Carolina (11-16)...Added 12 tackles at Kansas City (11-30)...Led team with 12 tackles (seven solo) against Minnesota (12-7) and 11 tackles (five solo) against Denver (12-15)...Recorded three tackles, including two for loss, one pass defended and returned interception 23 yards for touchdown in NFC Divisional Playoff Game against Minnesota (1-3)...Tallied seven tackles in NFC Championship Game vs. Green Bay (1-11).

**1996:** (With San Francisco) Started 16 games and set **TEAM RECORD** for most tackles in season with 165...Shattered previous record of 135 set by Dan Bunz in 1979...Broke record with season-high 18 tackles (11 solo) vs. Carolina (12-8)...Recorded 10-or-more tackles eight times and reached nine tackles three times...Had streak of seven consecutive games with 10-or-more tackles (Weeks 6-12)...Averaged 12.1 tackles per game during that seven-game stretch...Averaged 12.0 tackles in regular season games against playoff teams (Carolina, Dallas, Green Bay, Pittsburgh)...Had team-high 20 tackles in two postseason games...Credited with 12 tackles (eight solo) vs. Baltimore (11-17)...Recorded 13 tackles (nine solo) vs. Dallas (11-10)...team-leader with 14 tackles (11 solo) at New Orleans (11-3)...Registered 12 tackles (eight solo) at Houston (10-27)...Recorded 11 tackles vs. Cincinnati (10-20)...Tallied 11 tackles (nine solo) at Green Bay (10-14)...Registered 12 tackles (eight solo) and fumble recovery at St. Louis (10-6)...Registered nine tackles (four solo) vs. Detroit (12-23)...Had team-high 12 tackles in NFC Wild Card Game vs. Philadelphia (12-29)...Led team with eight tackles in NFC Divisional Playoff Game at Green Bay (1-4).

**1995:** (With San Francisco) Started 16 games and recorded **TEAM-HIGH** 127 tackles, three interceptions and two forced fumbles...Fourth highest tackle total in team history...Voted to **PRO BOWL** for second time in career and first as member of 49ers...Finished second on team with 102 interception return yards and tied for team lead by returning two interceptions for touchdowns...Averaged team-high 7.8 tackles in eight regular season games against playoff teams...Totaled season-high 11 tackles and one pass defended at Detroit (9-25)...Made nine tackles and returned one interception 46 yards to set up field goal vs. N.Y. Giants (10-1)...Named **NFC DEFENSIVE PLAYER-OF-THE-WEEK** after making nine tackles and breaking **TEAM RECORD** with two interceptions (21 and 35 yards) for touchdowns at St. Louis (10-29)...First two touchdowns of NFL career...Made nine tackles and one sack vs. New Orleans (10-29)...Credited with nine tackles and one forced fumble vs. Carolina (11-5)...Recorded nine tackles and one pass defended at Dallas (11-12)...Had nine tackles vs. Atlanta (9-10)...Led team with nine solo tackles in NFC Divisional Playoff Game vs. Green Bay (1-6).

**1994:** (With San Francisco) Finished as **TEAM LEADER** with 92 total tackles and set **CAREER-HIGH** with 11 passes defended, including one interception...**TEAM LEADER** throughout playoffs with 24 total tackles, including 19 solo...Became only player in **LEAGUE HISTORY** to earn three consecutive Super Bowl rings, adding 49ers' championship to pair earned at Dallas from 1992-93...Led team with six tackles and one pass defended vs. L.A. Raiders (9-5)...Credited with eight solo tackles at L.A. Rams (9-18)...Recorded five tackles and pair of passes defended vs. New Orleans (9-25)...Led team with eight solo tackles vs. Dallas (11-13)...Racked up season-high 10 stops, including nine solo, vs. L.A. Rams (11-20)...Added nine stops vs. Atlanta (12-4)...Recorded seven tackles, one interception and two passes defended at San Diego (12-11)...Made five tackles and defended pass at Minnesota (12-26)...Posted seven solo hits vs. Chicago in Divisional Playoff Game (1-7)...Credited with game-high 10 tackles vs. Dallas in NFC Championship Game (1-15)...Had seven tackles vs. San Diego at Super Bowl XXIX (1-29).

**1993:** (With Dallas) Started 16 games for Dallas while playing half of season with torn right biceps muscle...Selected to **PRO BOWL** for first time...**TEAM LEADER** with 159 tackles, fourth highest single-season total in Cowboys history, and **TEAM LEADER** with 10 tackles for losses...Reached double digits in tackles eight times...Led team in tackles five straight games to close out regular season...Began season at weakside linebacker and registered **CAREER-HIGH** 19 tackles at Washington (9-6)...Tied for second-highest single-game tackle total in Cowboys history (Eugene Lockhart, 19 vs. Phoenix 10-29-89)...Led Cowboys with 10 tackles in first start at inside linebacker vs. Green Bay (10-3)...Racked up 10 tackles along with first career regular season interception at Indianapolis (10-10)...Recorded third double-figure tackle performance in four starts at inside linebacker with 12 stops at Philadelphia (10-31)...Had nine tackles, one sack, one tackle for loss and one pass defended vs. N.Y. Giants (11-7)...Led team with 11 tackles vs. Phoenix (11-14)...Led team with 12 tackles at Atlanta (11-21)...Had team-high 11 tackles vs. Philadelphia (12-6)...Team-high 13 tackles with **CAREER-HIGH** three tackles for losses at Minnesota (12-12)...Posted 13 stops at N.Y. Giants (1-2)...Credited with seven tackles vs. Green Bay in NFC



Divisional Playoff Game (1-16)...Credited with six tackles (five solo) vs. San Francisco in NFC Championship Game...Added eight tackles (seven solo) vs. Buffalo in Super Bowl XXVIII.

**1992:** (With Dallas) Started 16 games at outside linebacker...**TEAM LEADER** with 120 tackles, becoming first non-inside backer to lead Cowboys in tackles since Bill Bates in 1988...Earned special teams game ball for blocking punt that was returned by Robert Williams for touchdown at N.Y. Giants (9-13)...Posted season-high 13 stops vs. L.A. Rams (11-15)...**TEAM LEADER** with 22 postseason tackles...Also recorded takeaway in each of Cowboys' playoff games...Forced and recovered fumble vs. Philadelphia in NFC Divisional Playoff Game (1-10)...Recorded first postseason interception, picking off QB Steve Young pass in fourth quarter at San Francisco in NFC Championship Game (1-17)...Had brilliant performance in Super Bowl XXVII, coming up with team-high 10 tackles, one QB pressure, forcing Jim Kelly out of game in second quarter, and one fumble return for nine-yard touchdown in fourth quarter vs. Buffalo (1-31).

**1991:** (With Dallas) Started 16 games at outside linebacker and finished with 94 tackles...Had **TEAM-HIGH** 13 tackles for losses, including 12 in final nine regular season games...**TEAM LEADER** with 17 tackles in two postseason games...Played middle linebacker during training camp and preseason...Made switch to strongside linebacker during final preseason game.

**1990:** (With Dallas) Made 15 starts at weakside linebacker, and finished second on team with 119 tackles, including **TEAM-HIGH** 79 solo stops...Suffered torn cartilage and sprained ligament in right knee vs. Philadelphia (12-23)...Missed final regular season game after surgery.

**1988-89:** (With Dallas) Broke thumb during first NFL training camp and missed most of 1988 season...Recovered in time to see action in final three games...Appeared in 13 games in '89, but playing time was limited to first and third quarters of games due to injured knee...Still posted 87 tackles, despite part-time playing status...Recorded 12 tackles in first NFL start vs. New Orleans (9-10).

**COLLEGE:** Earned first-team All-America honors by *Sporting News* as senior at UCLA...Led Bruins in tackles during each of final two seasons...Butkus Award nominee as senior...Went back to UCLA during 1998 offseason to complete degree in sociology...Graduated from UCLA June 20, 1999, becoming first in Norton family to earn college degree.

**PERSONAL:** Full name is Kenneth Howard Norton Jr....Born (9-29-66) in Lincoln, IL and grew up in Los Angeles, and played football at Westchester High, averaging 8.8 yards per carry as senior tailback...Did not play football until junior year...Contributes time to Big Brothers and to Entertainers and Athletes for Kids in Los Angeles...Also active in Pediatric Aids Foundation and Special Olympics...Father, Ken Sr., is former world heavyweight boxing champion and played football at Northeast Missouri State...Married, he and wife, Angela, have two daughters; Brittney (3-15-87) and Sabrina Brooke (3-28-94), and son, Ken III (6-14-95).

## Did You Know...

Norton has led his team in tackles for eight straight years (two years in Dallas, 1992 & 1993, and every year he has been with the 49ers, 1994-present). It is currently the longest streak in the league.

**NORTON'S NFL HONORS:** Pro Bowl-1993, 1995, 1997; All Pro-1995



## NORTON'S NFL STATISTICS

YEAR	G/S	TACKLES				PASS								
		TOT	SOLOS	AST	SACKS	YDS	DEF	INT	YDS	TD	FF	FR	YDS	TD
DALLAS														
1988	3/0	0	0	0	0.0	0	1	0	0	0	0	1	11	0
1989	13/13	87	56	31	2.5	NA	0	0	0	0	1	0	0	0
1990	15/15	119	79	40	2.5	NA	1	0	0	0	3	2	0	0
1991	16/16	94	54	40	0.0	0	1	0	0	0	0	0	0	0
1992	16/16	120	64	56	0.0	0	2	0	0	0	2	2	0	0
1993	16/16	159	99	66	2.0	NA	2	0	0	0	0	1	0	0
Totals	79/76	579	352	233	7.0	47	7	0	0	0	6	6	11	0
SAN FRANCISCO														
1994	16/16	92	79	13	0.0	0	11	0	0	0	1	0	0	0
1995	16/16	127	83	44	1.0	4	5	3	102	2	1	0	0	0
1996	16/16	165	111	54	0.0	0	2	0	0	0	0	1	0	0
1997	16/16	138	83	55	1.5	10.5	7	0	0	0	1	2	0	0
1998	16/16	155	97	58	2.0	10	3	0	0	0	3	3	12	0
1999	16/16	126	84	42	1.0	10	5	0	0	0	0	0	0	0
Totals	160/160	803	537	266	5.5	34.5	33	3	102	2	6	6	12	0
Career	175/172	1,382	889	499	12.5	81.5	40	3	102	2	12	12	23	0
Postseason														
DALLAS														
1991	2/2	17	12	5	0.0	0	1	0	0	0	0	0	0	0
1992	3/3	22	16	6	0.0	0	2	1	14	0	1	2	9	1
1993	3/3	21	19	2	0.0	0	0	0	0	0	0	0	0	0
Totals	8/8	60	47	13	0.0	0	3	1	14	0	1	2	9	1
SAN FRANCISCO														
1994	3/3	24	19	5	0.0	0	0	0	0	0	0	0	0	0
1995	1/1	9	9	0	0.0	0	0	0	0	0	0	0	0	0
1996	2/2	20	19	1	0.0	0	1	0	0	0	0	0	0	0
1997	2/2	10	9	1	0.0	0	1	1	23	1	0	0	0	0
1998	2/2	5	5	0	0.0	0	2	0	0	0	0	0	0	0
Totals	10/10	68	61	7	0.0	0	4	1	23	1	0	0	0	0
Career	18/18	128	108	20	0.0	0	7	2	37	1	1	2	9	1

## NORTON'S CAREER HIGHS

**TOTAL TACKLES** - 19 (two times) Last: vs. Carolina (11-8-98)  
**SOLO** - 12 (three times) Last: vs. Carolina (11-8-98)  
**ASSISTS** - 11 at Washington (9-6-93)  
**SACKS** - 2 at Atlanta (9-17-89)  
**SACK YARDAGE** - 12 at Atlanta (9-17-89)  
**INTERCEPTIONS** - 2 at St. Louis (10-22-95)  
**INTERCEPTION RETURN YARDS** - 56 at St. Louis (10-22-95)  
**INTERCEPTION RETURN TDS** - 2 at St. Louis (10-22-95)  
**FORCED FUMBLES** - 2 at L.A. Rams (11-18-90)

## NFL CONSECUTIVE GAMES STARTED

1. Bruce Matthews	Tennessee	201
2. Randall McDaniel	Tampa Bay	172
3. Tony Mayberry	Tampa Bay	146
4. <b>Ken Norton Jr.</b>	<b>San Francisco</b>	<b>144</b>
Wayne Martin	New Orleans	144



CHIKE

OKEAFOR

PURDUE

91



- ♦ Ht: 6-4, Wt: 260, Born: 3-27-76
- ♦ 2nd Year (D-3 in '99)
- ♦ Games/Starts: 1999-12/0; Career-12/0
- ♦ Signed through 2001

DEFENSIVE END

**CAREER:** Physically impressive athlete with quickness and strength...Gifted pass rusher with improving ability as run stopper...Played inside linebacker, outside linebacker and defensive end during college career...Looking to expand role in second season after improving strength in offseason.

**ACQUIRED:** Drafted by 49ers in third round (No. 89 overall) of 1999 NFL Draft.

**1999:** Played primarily on special teams at Jacksonville (9-12)...Played from scrimmage and on special teams vs. New Orleans (9-19)...Recorded three tackles including two special teams stops, at Arizona (9-27)...Recorded one special teams tackle vs. Tennessee (10-27)...Played from scrimmage and recorded one solo tackle at St. Louis (10-10)...Credited with one solo tackle and played on special teams vs. Carolina (10-17)...Played from scrimmage and on special teams at Minnesota (10-24)...Posted four solo tackles at New Orleans (11-14)...Recorded first career sack and recorded one special teams tackle vs. St. Louis (11-21)...Played defensive end in first quarter before leaving with sprained medial collateral ligament in left knee at Cincinnati (12-5)...Inactive Weeks 14-17 due to left MCL injury.

**COLLEGE:** Second-team All-Big Ten selection and named to Super Sleeper Team by *The Sports Network* as senior...Started every game at left defensive end...Finished with 65 tackles (45 solo) and eight sacks...Started every game as junior and finished with 85 tackles (45 solo) and 3.5 sacks...Named Second-team All-Big Ten by league coaches...Started every game at outside linebacker as sophomore...Recorded team-high 103 tackles including 10 for loss...Named Freshman All-America by *The Sports Network*...Finished with 65 tackles (46 solo) and eight quarterback pressures.

**PERSONAL:** Born Chikezie Russell Okeafor (3-27-76)...Majored in engineering at Purdue, where mother is professor...Single...Resides in San Jose, CA.

## Did You Know...

His first name, Chikezie, means "well made by God" in the Ibo dialect of the Nigerian language.

## OKEAFOR'S NFL STATISTICS

YEAR	G/S	TOT	TACKLES				PASS				FF	FR	YDS	TD
			SOLOS	AST	SACKS	YDS	DEF	INT	YDS	TD				
1999	12/0	9	9	0	1.0	4.0	0	0	0	0	0	0	0	0
Career	12/0	9	9	0	1.0	4.0	0	0	0	0	0	0	0	0

OTHER STATS: SPECIAL TEAMS TACKLES (REGULAR SEASON) - 1999 (4)



## OKEAFOR'S CAREER HIGHS

**TOTAL TACKLES** - 4 at New Orleans (11-14-99)

**SOLO** - 4 at New Orleans (11-14-99)

**SACKS** - 1 vs. St. Louis (11-21-99)

**SACK YARDAGE** - 4 vs. St. Louis (11-21-99)

# PHIL

# OSTROWSKI

PENN STATE

# 69

## GUARD

PLAYERS



- ♦ Ht: 6-4, Wt: 291, Born: 9-23-75
- ♦ 3rd Year (D-5 in '98)
- ♦ Games/Starts: 1999-15/0; Career-15/0
- ♦ Signed through 2000

**CAREER:** Third-year interior lineman has added strength and size...Tenacious run blocker with improving pass-blocking skills...Proved to be effective reserve before foot injury slowed him down in 1999.

**ACQUIRED:** Drafted by 49ers in fifth round (No. 151 overall) of 1998 NFL Draft.

**1999:** Played in 15 games despite painful Plantar Fascia injury to right foot...Inactive Week 1...Played on special teams Weeks 2-4...Played season-high 40 snaps at St. Louis (10-10)...Played from scrimmage vs. New Orleans (9-19)...Subbed at guard vs. Carolina (10-17)...Played on special teams Weeks 7-10...Played at right guard and on special teams vs. St. Louis (11-21) and vs. Green Bay (11-29)...Played on special teams and replaced Jeremy Newberry at right guard at Cincinnati (12-5)...Played from scrimmage and on special teams Weeks 14-17.

**1998:** Inactive Weeks 1-17...Inactive vs. Green Bay (1-3) in NFC Wild Card Game and at Atlanta (1-9) in NFC Divisional Playoff Game.

**COLLEGE:** First-team All-Big Ten selection as senior...Was offensive line co-MVP...Started every game for team that averaged 422.5 yards of total offense...Participated in 704 plays from scrimmage...Started all 12 games as junior, alternating between right and left guard...Team averaged 203.3 rushing yards per game...Participated in 53 total plays as sophomore and played in four games as redshirt freshman...Graduated with degree in elementary education.

**PERSONAL:** Born Phillip Lucas Ostrowski (9-23-75)...Two-time all-state selection at E.L. Meyers (Wilkes Barre, PA) High...E.L. Meyers also produced Raghbi and Qadry Ismail...First-team All-Wyoming Valley conference selection and played in 1993 Ohio-Pennsylvania "Big 22" All-Star game...Also lettered three times in basketball and track, competing in shot-put and hammer throw...Older brother, Stephen, played football at Dickinson College...Single...Resides in Sunnyvale, CA.

## Did You Know...

Phil and his roommate Bret Conway (now with the Washington Redskins) had a pet alligator named Harley in their dorm room. In the year and a half they had Harley, he grew from 7 1/2 inches to 2 1/2 feet. They were forced to get rid of Harley when the Resident Director discovered him at the beginning of their senior year.



## OSTROWSKI'S NFL STATISTICS

REGULAR SEASON GAMES/STARTS - 1998 (0/0), 1999 (15/0); CAREER - (15/0);  
POSTSEASON GAMES/STARTS - 1998 (0/0); CAREER - (0/0)

TERRELL

OWENS

TENN-CHATTANOOGA

81

PLAYERS



- ♦ Ht: 6-3, Wt: 220, Born: 12-7-73
- ♦ 5th Year (D-3 in '96)
- ♦ Games/Starts: 1999-14/14; Career-62/49
- ♦ Signed through 2006

WIDE RECEIVER

**CAREER:** With big play ability, Terrell Owens has solidified his place as one of most dynamic and exciting receivers in game today...Has produced 30 touchdowns since 1997...In 1998 provided one of the most memorable plays in team and league postseason history with his 25-yard game-winning touchdown reception against Green Bay in the NFC Wild Card Game...In addition to pass catching ability, Owens also is one of league's best run blocking receivers...Often seen providing downfield escorts for teammates...Excellent size, speed and strength make him dangerous offensive weapon...Begins 2000 season with streak of 56 games with at least one reception...Has led 49ers in yards per catch average for three consecutive seasons (1997-99).

**ACQUIRED:** Selected by 49ers in third round (No. 89 overall) of 1996 NFL Draft.

**1999:** Played and started in 14 games...Averaged **TEAM-HIGH** 12.6 yards per catch...Ranked second on team with 260 yards after catch...Caught five passes for 76 yards, including long of 28, at Jacksonville (9-12)...Had five receptions for 49 yards and tied **CAREER HIGH** with two touchdowns vs. New Orleans (9-19)...Recorded three receptions for 33 yards, including 21 yard touchdown in fourth quarter, vs. Tennessee (10-3)...Caught six passes for 60 yards before leaving game with high ankle sprain at St. Louis (11-21)...Inactive Weeks 6-7 with ankle injury...Started and recorded five receptions for 56 yards at New Orleans (11-14)...Recorded team's first 100-yard receiving game of season with 120 yards on six receptions and team-high 57 yards after catch vs. St. Louis (11-21)...Set **CAREER-HIGHS** with nine receptions and 145 yards at Cincinnati (12-5)...Caught five passes for 66 yards at Carolina (12-18)...Recorded five receptions for 31 yards, including four-yard touchdown, at Atlanta (1-3).

**1998:** Played in 16 games and made 10 starts...Set new **CAREER-HIGHS** in every receiving category...Finished second on team with 67 receptions...Tied for second in NFL (Antonio Freeman) with 14 touchdown receptions...Ranked third in NFC and fifth in NFL in non-kicker scoring with 92 points...Finished season strong by recording 10 touchdowns in final eight games...Finished season with at least one touchdown in each of final eight games...Averaged **TEAM-HIGH** 16.4 yards per catch...Started and caught three passes for 60 yards vs. N.Y. Jets (9-6)...Also provided downfield escort for Garrison Hearst's 96-yard overtime touchdown run...Had four receptions for 67 yards, including 20-yard touchdown, at Washington (9-14)...Posted six receptions for 94 yards, including six-yard touchdown, at New Orleans (10-11)...Had seven receptions for 79 yards and one touchdown vs. Indianapolis (10-18)...Had five receptions for 120 yards and one touchdown at St. Louis (10-25)...Also scored on 21-yard reverse at Rams...Had four receptions for 72 yards and two touchdowns (36 & 5) vs. Carolina (11-8)...Scored on two-point conversion and forced and returned fumble 13 yards to set-up J.J. Stokes touchdown vs. Panthers...Had three receptions for 87 yards, including 54-yard touchdown, at Atlanta (11-15)...Had four receptions, including pair of eight-yard touchdowns, vs. New Orleans (11-22)...Started and recorded 140 yards on five receptions vs. N.Y. Giants (11-30)...Also set **CAREER-HIGH** with 79-yard touchdown reception against Giants...Had four catches for 53



yards, including 28-yard touchdown reception from RB Terry Kirby at Carolina (12-6)...Scored on one-yard touchdown reception vs. Detroit (12-14)...Had three receptions for 61 yards, including seven-yard touchdown, at New England (12-20)...Recorded five receptions for 85 yards, including 24-yard touchdown, vs. St. Louis (12-27)...Started both postseason games and had 11 receptions for 146 yards and one touchdown...Had three receptions for 73 yards and one of most memorable touchdowns in NFL postseason history...Caught 25-yard touchdown reception from Steve Young with three seconds remaining in game to give 49ers 30-27 come-from-behind win over Packers...Owens labeled catch "Redemption Reception" after dropping four passes earlier in game...Started and had **POSTSEASON CAREER-HIGH** eight receptions for 73 yards at Atlanta (1-9) in NFC Divisional Playoff Game.

**1997:** Played in 16 games and started 15...**TEAM LEADER** with **CAREER-HIGH** 60 receptions for 936 yards...Averaged **TEAM-HIGH** 15.6 yards per catch...Ranked fifth in NFC and ninth in NFL with eight touchdown receptions...First player other than Jerry Rice to lead 49ers in receptions since 1988...Extended streak with at least one catch to 26 games...Produced first down 48 times or 80 percent of time he caught ball...Tied for 12th in NFC in receiving yards and 13th in receptions...Led or tied for team-lead in receptions eight times...Led team or tied for team-lead in receiving yards nine times...Did not start at Tampa Bay (8-31)...Replaced Jerry Rice (knee) as starting flanker at St. Louis (9-7) and posted two receptions for 24 yards...Averaged 24.7 yards on three receptions against New Orleans (9-14)...Registered one reception for 56-yard touchdown against Atlanta (9-21)...Caught five passes for 48 yards, including one-handed, leaping reception and whirling touchdown at Carolina (9-29)...Posted five receptions for 86 yards and **CAREER-HIGH** two touchdowns against St. Louis (10-12)...Finished with six receptions for 93 yards and matched **CAREER-HIGH** with two touchdowns at Atlanta (10-19)...Posted four receptions for 84 yards and one touchdown against San Diego (11-23)...Led team with six catches for 68 yards at Kansas City (11-30)...Had team-high six receptions for 74 yards, including 21-yard stretching touchdown after shedding tackler at five-yard line, vs. Minnesota (12-7)...Started both postseason games and finished with 10 receptions for 149 yards and one touchdown...Caught four passes for 49 yards and one touchdown in NFC Divisional Playoff Game against Minnesota (1-3)...Became seventh 49er to record 100 yards receiving in playoff game by posting six receptions for 100 yards in NFC Championship Game vs. Green Bay (1-11).

**1996:** Played in 16 games and started 10...More starts for 49ers rookie receiver since Gene Washington made 14 starts in 1969...Finished third on team in receptions (35) and receiving touchdowns (four), and second in receiving yards (520)...14.9-yard average was tops on team...Averaged more than 20 yards per catch in team-high four games...Caught three passes for 32 yards during first six games of season...Improved to 32 receptions for 488 yards and four touchdowns in final 10 games...Caught one pass for 26 yards, returned kickoff 17 yards and made season-high three special teams tackles vs. Atlanta (9-29)...Caught four passes for 42 yards, including game-winning 20-yard touchdown, at Houston (10-27)...Made first career start, replacing injured J. J. Stokes (right wrist), and caught four passes for 94 yards, including 45-yard touchdown to tie game late in fourth quarter, vs. Cincinnati (10-20)...Also returned kickoff 12 yards vs. Bengals...Had five catches for 110 yards, including 46-yard touchdown, vs. Carolina (12-8)...Caught three passes for 45 yards, including 20-yard touchdown, at Pittsburgh (12-15)...Played in both postseason games and finished with one reception for seven yards.

**COLLEGE:** Earned All-Southern Conference first-team honors as senior at Tennessee-Chattanooga...Set school record by catching pass in 11 consecutive games in final season...Was All-Southern Conference second-team choice as junior after earning first-team honors as sophomore...Scored career-high eight touchdowns and averaged 19.1 yards per catch in second season...Set Mocs' single-game record with four touchdowns vs. Marshall in 1993...Played three years on UTC basketball team and made five starts for team that qualified for NCAA tournament in 1995...Ran anchor leg on 4 x 100 relay team as senior...Majored in merchandising.

**PERSONAL:** Born (12-7-73) in Alexander City, AL...Full name is Terrell Eldorado Owens...Four-time letterman in football and track & field at Benjamin Russell High in Alexander City...Added three letters in basketball and one in baseball...Wore #80 in college as tribute to Jerry Rice...Nearly quit football to concentrate on basketball in high school, but was influenced not to by his prep football coach...Celebrated first NFL touchdown by doing "bank-head bounce" dance for mother, Marilyn Heard...Won celebrity slam dunk competition at 2000 NBA All-Star game in Oakland, CA...Single, resides in Santa Clara, CA.



## Did You Know...

In high school, Owens was third of three receivers. He got noticed because the star receiver of his high school team, Derrick Hall, was being scouted by Chattanooga. Owens wasn't even offered a full scholarship to college, the University of Tennessee-Chattanooga, a Division I-AA school.

## OWENS' NFL STATISTICS

YEAR	G/S	REC	YDS	AVG	TD	LONG
1996	16/10	35	520	14.9	4	46t
1997	16/15	60	936	15.6	8	56t
1998	16/10	67	1,097	16.4	14	79t
1999	14/14	60	754	12.6	4	36
<b>Career</b>	<b>62/49</b>	<b>222</b>	<b>3,307</b>	<b>14.9</b>	<b>30</b>	<b>79t</b>
Postseason						
1996	2/2	1	7	7.0	0	7
1997	2/2	10	149	14.9	1	48
1998	2/2	11	146	13.3	1	34
<b>Career</b>	<b>6/6</b>	<b>22</b>	<b>302</b>	<b>13.7</b>	<b>2</b>	<b>48</b>

**OTHER STATS: KICKOFF RETURNS** - 1996 (3 for 47 yards); **SPECIAL TEAMS TACKLES** - 1996 (4); **RUSHING** - 1998 (4 for 53 yards, 1 TD)

## OWENS' CAREER HIGHS

**RECEPTIONS** - 9 at Cincinnati (12-5-99)

**YARDS** - 145 at Cincinnati (12-5-99)

**TD RECEPTIONS** - 2 (several times) Last: vs. New Orleans (9-19-99)

**LONG RECEPTION** - 79t vs. New York Giants (11-30-98)

**TD RUSHES** - 1 at St. Louis (10-25-98)

**LONG RUSH** - 21t at St. Louis (10-25-98)

**OWENS' 100-YARD RECEIVING GAMES** - (5) - **145** (at Cincinnati 12-5-99), **140** (vs. N.Y. Giants - 11-30-98), **120** (vs. St. Louis 11-21-99), (at St. Louis - 10-25-98), **110** (vs. Carolina - 12-8-96)

**OWENS' 100-YARD POSTSEASON RECEIVING GAMES** - (1) - **100** (vs. Green Bay - 1-11-98)



## OWENS' 1999 GAME-BY-GAME RECEIVING

DATE	OPPONENT	NO	YDS	AVG	LONG	TD
9-12	at Jacksonville	5	76	15.2	28	0
9-19	vs. New Orleans	5	49	9.8	22	2
9-27	at Arizona	4	59	14.8	28	0
10-3	vs. Tennessee	3	33	11.0	21t	1
10-10	at St. Louis	6	60	10.0	21	0
10-17	vs. Carolina			INJURED		
10-24	at Minnesota			INJURED		
10-31	Bye					
11-7	vs. Pittsburgh	2	15	7.5	12	0
11-14	at New Orleans	5	56	11.2	18	0
11-21	vs. St. Louis	6	120	20.0	36	0
11-29	vs. Green Bay	2	21	10.5	17	0
12-5	at Cincinnati	9	145	16.1	31	0
12-12	vs. Atlanta	2	21	10.5	17	0
12-18	at Carolina	5	66	13.2	24	0
12-26	vs. Washington	1	2	2.0	2	0
1-3-00	at Atlanta	5	31	6.2	9	1

## OWENS' 1998 GAME-BY-GAME RECEIVING

DATE	OPPONENT	NO	YDS	AVG	LONG	TD
9-6	vs. N.Y. Jets	3	60	20.0	23	0
9-14	at Washington	4	67	16.8	20t	1
9-20	Bye					
9-27	vs. Atlanta	2	22	11.0	22	0
10-4	at Buffalo	4	69	17.3	27	0
10-11	at New Orleans	6	94	15.7	32	1
10-18	vs. Indianapolis	7	79	11.3	18	1
10-25	at St. Louis	5	120	24.0	48	1
11-1	at Green Bay	5	20	4.0	8	0
11-8	vs. Carolina	4	72	18.0	36t	2
11-15	at Atlanta	3	87	29.0	54t	1
11-22	vs. New Orleans	4	42	10.5	17	2
11-30	vs. N.Y. Giants	5	140	28.0	79t	1
12-6	at Carolina	4	53	13.3	28t	1
12-14	vs. Detroit	3	16	5.3	13	1
12-20	at New England	3	61	20.3	42	1
12-27	vs. St. Louis	5	85	17.0	24t	1
Postseason						
1-3	vs. Green Bay	3	73	24.3	34	1
1-9	at Atlanta	8	73	9.1	20	0

## TOUCHDOWN TERRELL


When Terrell Owens catches touchdowns, the 49ers generally win. The 49ers enter the 2000 season with a 21-4 when Owens catches a touchdown pass. They are 5-0 when he catches two touchdown passes. Owens has developed into one of the most dangerous receivers in the NFL as evidenced by his 30 touchdown receptions since 1997.



# ANTHONY PARKER

WEBER STATE

26



- ♦ Ht: 6-1, Wt: 200, Born: 12-4-75
- ♦ 2nd Year (D-4 in '99)
- ♦ Games/Starts: 1999-0/0; Career-0/0
- ♦ Signed through 2003

**CORNERBACK**

**CAREER:** Excellent athlete with great speed and size...Has good closing speed and around-the-ball skills...Did not play rookie year due to torn ACL suffered in training camp.

**ACQUIRED:** Drafted by 49ers in fourth round (No. 99 overall) of 1999 NFL Draft.

**1999:** Placed on Injured Reserve (8-31) with torn left ACL.

**COLLEGE:** All-Big Sky first-team honors after posting 39 tackles, five passes defended and four interceptions as senior...Recorded 38 tackles and five passes defended playing in 11 games...Also competed in long jump on WSU's track team, placing fourth at 1998 Big Sky outdoor meet...Played two years at Mesa State (CO) College...Blocked three field goals, returned one kickoff for 50 yards and recorded one interception as freshman.

**PERSONAL:** Born Anthony E. Parker (12-4-75)...Prepped at Thorton High in Denver, CO and starred in football and track...Recorded 20 career interceptions in high school...Recorded high school record with 10.6 time in 100 meters...Graduated with degree in business and sales at Weber State...Became second Weber State player ever drafted by 49ers and first since LB Carter Campbell was taken in eighth round in 1970...Single...Resides in San Jose, CA.

## Did You Know...

By graduating from Weber State with a degree in Business, Anthony became the first person in his family to graduate college.

## RECORD VS. PLAYOFF TEAMS

San Francisco is 57-42 (.576) against teams coming off playoff seasons since 1981. The 49ers have winning records against those teams in 12 of the 19 seasons.



JEFF

POSEY

SOUTHERN MISSISSIPPI

96

LINEBACKER



- ♦ Ht: 6-4, Wt: 249, Born: 8-14-75
- ♦ 3rd Year (FA in '98)
- ♦ Games/Starts: 1999-16/6; Career-32/6
- ♦ Signed through 2000

**CAREER:** Quick and agile pass rusher...Made mark as outstanding special teams performer during first season...Spent one season as member of 49ers practice squad...Has worked to improve strength and size...Added 20 pounds since joining 49ers roster...Durable player, has played in every game since being on the active roster.

**ACQUIRED:** Signed as free agent by 49ers (3-3-98)...Originally signed as rookie free agent by 49ers (5-2-97) and waived during training camp (8-19-97)...Signed to practice squad (8-25-97)...Was originally 220 pounds as rookie.

**1999:** Appeared in 16 games making six starts...Set **CAREER-HIGHS** with 19 tackles (13 solo), two sacks for 16 yards and two passes defended...Recorded one sack for eight yards, one pass defended and one solo special teams tackle at Jacksonville (9-12)...Played from scrimmage and on special teams vs. New Orleans (9-19)...Recorded one special teams tackle at Arizona (9-27)...Recorded two tackles (one solo) and one special teams tackle vs. Carolina (10-17)...Started first career game for injured Marvin Washington and recorded one tackle and three quarterback pressures at Minnesota (10-24)...Recorded three tackles (two solo), one pass defended and one solo special teams tackle vs. Pittsburgh (11-7)...Started and set **CAREER-HIGH** with four tackles (two solo) at New Orleans (11-14)...Started and recorded one tackle and one solo special teams tackle vs. Green Bay (11-29)...Subbed at defensive end and recorded one sack for eight yards at Atlanta (12-12)...Played from scrimmage and on special teams at Carolina (12-18) and vs. Washington (12-26)...Credited with one solo tackle and played on special teams at Atlanta (1-3).

**1998:** Appeared in 16 regular season games and two postseason games as reserve defensive end and on special teams...Finished with nine tackles (seven solo) and .5 sack for two yards...Tied for team lead with 17 special teams tackles...Credited with two special teams stops and one defensive tackle at Washington (9-14)...Recorded two special teams tackles at Atlanta (9-27)...Credited with two tackles vs. Indianapolis (10-18)...Recorded one special teams tackle at St. Louis (10-25)...Recorded solo special teams tackle at Green Bay (11-1)...Subbed at defensive end and registered shared sack (Chris Doleman) for two yards at Atlanta (11-15)...Credited with solo stop vs. New Orleans (11-22)...Recorded solo tackle and two special teams stops vs. N.Y. Giants (11-30)...Credited with forced fumble at Carolina (12-6)...Recorded one solo tackle vs. Detroit (12-14)...Recorded **CAREER-HIGH** five special teams tackles (one solo) vs. St. Louis (12-27)...Recorded special teams tackle vs. Green Bay (1-3) in NFC Wild Card Game...Played special teams in NFC Divisional Playoff Game at Atlanta (1-9).

**COLLEGE:** Started 11 games and recorded 64 tackles (36 solo), including 7.5 sacks, two forced fumbles and blocked kick in 1996...Registered 11 tackles, five for loss, in season opener vs. Tulane...Saw action as reserve defensive end in 1995...Earned JUCO All-America honors at Pearl River Community College before transferring to Southern Mississippi...Majored in coaching and sports administration.

**PERSONAL:** Born Jeff Posey (8-14-75) in Bassfield, MS....Attended Greenville (MS) High...Single...Resides in Bassfield, MS.

PLAYERS



## Did You Know...

Posey, a standout on special teams in his two seasons with the 49ers, never played a down on special teams in college. Posey, who played a majority of his time on special teams as a rookie, posted 17 special teams tackles that season. He added six tackles last season.

## POSEY'S NFL STATISTICS

YEAR	G/S	TACKLES					PASS								
		TOT	SOLOS	AST	SACKS	YDS	DEF	INT	YDS	TD	FF	FR	YDS	TD	
SAN FRANCISCO															
1998	16/0	9	7	2	.5	2.0	0	0	0	0	1	0	0	0	
1999	16/6	19	13	6	2.0	16.0	2	0	0	0	0	0	0	0	
Career	32/6	28	20	8	2.5	18.0	2	0	0	0	1	0	0	0	
Postseason															
SAN FRANCISCO															
1998	2/0	0	0	0	0.0	0	0	0	0	0	0	0	0	0	
Career	2/0	0	0	0	0.0	0	0	0	0	0	0	0	0	0	

**OTHER STATS: REGULAR SEASON SPECIAL TEAMS TACKLES - 1999 (6), 1998 (17); POSTSEASON SPECIAL TEAMS TACKLES - 1998 (1)**

## POSEY'S CAREER HIGHS

**TOTAL TACKLES** - 4 at New Orleans (11-14-99)  
**SACKS** - 1 (two times) Last: vs. Atlanta (12-12-99)  
**FORCED FUMBLES** - 1 at Carolina (12-6-98)  
**SPECIAL TEAMS TACKLES** - 5 vs. St. Louis (12-27-98)

# PIERSON

# PRIOLEAU

VIRGINIA TECH

# 23



- ◆ Ht: 5-10, Wt: 191, Born: 8-6-77
- ◆ 2nd Year (D-4 in '99)
- ◆ Games/Starts: 1999-14/5; Career-14/5
- ◆ Signed through 2001

**CORNERBACK**

**CAREER:** Impressive and versatile athlete who can play several different positions...Has good hands and speed...Saw action at cornerback, safety and kick returner as rookie.

**ACQUIRED:** Drafted by 49ers in fourth round (No. 110 overall) in 1999 NFL Draft

**1999:** Played in 14 games and made five starts...Led all 49ers rookies with 48 tackles...Credited with one special teams tackle at Jacksonville (9-12)...Inactive vs. New Orleans and at Arizona (9-27)...Credited with one pass defended and returned two kickoffs 41 yards vs. Tennessee (10-3)...Credited with one solo tackle



at St. Louis (10-10)...Recorded one solo tackle and one pass defended vs. Carolina (10-17)...Posted **CAREER-HIGH** eight tackles (seven solo) and one special teams stop at Minnesota (10-24)...Made first NFL start and posted four solo tackles and one pass defended vs. Pittsburgh (11-7)...Registered five tackles in second start at New Orleans (11-14)...Posted three tackles vs. St. Louis (11-21)...Finished game at safety after injuries to Lance Schulters and Tim McDonald vs. Rams...Posted three solo tackles and two special teams stops vs. Atlanta (12-12)...Made third start and registered seven tackles at Carolina (12-18)...Posted eight tackles (seven solo), one forced fumble and one pass defended vs. Washington (12-26)...Recorded five tackles, one pass defended and one solo special teams stop at Atlanta (1-3).

**COLLEGE:** Started every game for defense that led Big East with 12.9 points per game allowed...Finished with 61 tackles (41 solo) and two interceptions as senior...Returned interception 85 yards for touchdown vs. Boston College...Named first-team All-Big East and third-team All-America by *Sporting News*...Posted 81 tackles (41 solo) and two sacks as junior...Started every game at rover position and appeared in 809 total plays...Finished with 71 tackles (41 solo) as sophomore...Appeared in 11 games on special teams and as reserve cornerback...Finished with 24 tackles (15 solo) as freshman...Interdisciplinary studies major.

**PERSONAL:** Born Pierson Olin Prioleau (8-6-77) in Charleston, SC...Prepped at Macedonia (Charleston, SC) High...Played both ways...Rushed for 927 yards and 18 touchdowns...Finished with 77 tackles and one interception as senior defensive back...Earned All-Region honors as junior and senior...Holds school record with 43'1/2" vertical jump...Single...Resides in Radford, VA.

## Did You Know...

Prioleau, who was fourth round draft pick of the 49ers in 1999, was a good find. He started five games in the secondary as a rookie. There have been other players the 49ers have found in the fourth round that went on to have great careers - Tom Holmoe (1983), Charles Haley (1986), Steve Wallace (1986) and Lance Schulters (1998).

## PRIOLEAU'S NFL STATISTICS

YEAR	G/S	TOT	TACKLES				PASS							
			SOLOS	AST	SACKS	YDS	DEF	INT	YDS	TD	FF	FR	YDS	TD
1999	14/5	48	40	8	0	0	6	0	0	0	1	0	0	0
<b>Career</b>	<b>14/5</b>	<b>48</b>	<b>40</b>	<b>8</b>	<b>0</b>	<b>0</b>	<b>6</b>	<b>0</b>	<b>0</b>	<b>0</b>	<b>1</b>	<b>0</b>	<b>0</b>	<b>0</b>

**OTHER STATS: SPECIAL TEAMS TACKLES** - 1999 (5), **KICKOFF RETURNS** - 1999 (3 for 73 yards)

## PRIOLEAU'S CAREER HIGHS

**TOTAL TACKLES** - 8 (two times) Last: vs. Washington (12-26-99)

**SOLO** - 7 (two times) Last: vs. Washington (12-26-99)

**PASSES DEFENSED** - 2 at Cincinnati (12-5-99)



# JERRY RICE

MISSISSIPPI VALLEY STATE

80



- ◆ Ht: 6-2, Wt: 202, Born: 10-13-62
- ◆ 16th Year (D-1 in '85)
- ◆ Games/Starts: 1999-16/16; Career-222/208
- ◆ Signed through 2004

WIDE RECEIVER

PLAYERS

**CAREER:** With 14 **NFL RECORDS**, 12 **PRO BOWL** invitations and spot on **NFL's 75th ANNIVERSARY TEAM** to credit, not only is Jerry Rice considered greatest wide receiver ever to play in NFL, but is arguably greatest player league has ever seen...Rice begins 2000 campaign with **NFL CAREER RECORDS** in receptions (1,206), receiving yards (18,442), total touchdowns (180), receiving touchdowns (169), most games with 100+ receiving yards (66), most 1,000-yard receiving seasons (12), most 100-catch seasons (4), most receiving yards in single season (1,848), most receiving touchdowns in single season (22), consecutive games with touchdown (13), consecutive 100-catch seasons (3), most seasons with 50 or more receptions (13), longest consecutive games with reception streak (209) and shares with Steve Young standard for most touchdowns by WR-QB combo (85)...In 1999, Rice became first player in **NFL HISTORY** with 1,200 catches and only second player (Walter Payton) to record 19,000 yards total offense...In 1998, became first player in **NFL HISTORY** to reach the 17,000-yard mark rushing or receiving...Also in '98, registered 12th 1,000-yard season, becoming first player over 35 in **NFL HISTORY** to reach mark...Became league's **ALL-TIME LEADER** for most touchdowns scored (180 entering 2000) early in 1994 season...In 1995, claimed **NFL CAREER RECORDS** in receptions and yards, bettering previous standards of 940 catches by Art Monk and 14,004 yards by James Lofton...Propelled by **CAREER-HIGH** nine 100-yard games and a 132.3-yard average over final nine games in 1995, Rice, then 33, set **NFL SINGLE-SEASON** record with 1,848 receiving yards, while 122 catches that year rank second in NFL history...Known as one of league's best-conditioned players with legendary training regimen...Along with 12 **PRO BOWL** invitations, Rice is 10-time **ALL-PRO** (1986-90, 92-96), and has been named **NFL PLAYER-OF-THE-YEAR** twice (1987, 90), *Sports Illustrated* **PLAYER-OF-THE-YEAR** four times (1986-87, 90, 93) and **NFL OFFENSIVE PLAYER-OF-THE-YEAR** in 1993...Owns 10 **SUPER BOWL RECORDS**, including most career receptions (28), most receptions in game (11, tied), most career receiving yards (512), most receiving yards in game (215), most career points (42), most points in game (18), most career touchdowns (7), most touchdowns in game (3, tied with three others), most receiving touchdowns (7), and most receiving touchdowns in game (3)...Had streak of 189 consecutive games played snapped after suffering severe left knee injury at Tampa Bay (8-31-97).

**ACQUIRED:** Drafted in first round by 49ers in 1985 draft (No. 16 overall)...Third wide receiver taken behind Al Toon (10th, N.Y. Jets) and Eddie Brown (13th, Cincinnati).

**1999:** Started all 16 games and finished with **TEAM-HIGH** 67 receptions for 830 yards and five touchdowns...Became first player in **NFL HISTORY** to record 1,200 receptions...Recorded two 100-yard receiving games, increasing **NFL RECORD** to 66...Recorded five receptions for 47 yards, including 14-yard reception on fourth-and-twelve vs. New Orleans (9-19)...Originally ruled incomplete, play was overturned which led to game-tying touchdown in victory vs. Saints...Caught three passes for 28 yards and one touchdown at Arizona (9-27)...Caught six passes for 56 yards (all first downs) in victory vs. Tennessee (10-3)...Made four receptions for 42 yards and ran for two yards on one carry at St. Louis (10-10)...Caught five passes for 59 yards, including 11-yard touchdown, vs. Carolina (10-17)...Caught five passes for 45 yards at Minnesota (10-24)...Became first player in **NFL HISTORY** with at least one catch in 200 consecutive games, extending own streak, at Minnesota (10-24)...Caught four passes for 63 yards vs. Green Bay (11-29)...Recorded **SEASON-HIGH** nine receptions for 157 yards and two touchdowns, including season long 55-yard strike in third quarter, at Cincinnati (12-5)...Marked 65th career 100-yard receiving game and 36th multiple-touchdown receiving game...Had five receptions for 56 yards, 11 yards on one carry and one touchdown at Carolina (12-18)...Recorded 180th career touchdown on 48-yarder in first



quarter...Caught five passes for 44 yards vs. Washington (12-26)...Recorded 1,200th reception, most in **NFL HISTORY**, vs. Redskins...Had six receptions for 143 yards, including long of 62, at Atlanta (1-3)...Extended own **NFL RECORD** to 1,206 receptions...Recorded 66th career 100-yard receiving game at Falcons...Became just second player in NFL History to exceed 19,000 total yards marked...His 19,069 yards trail only Walter Payton's 19,264.

**1998:** Overcame two knee surgeries on left knee and played through injury to right knee to register 12th **PRO BOWL** season...Started 16 games and finished with **TEAM-HIGH** 82 receptions for 1,157 yards and nine touchdowns...Became first player in **NFL HISTORY** over age 35 to record 1,000-yard season...**NFL RECORD** 12th 1,000-yard season...Ranked tied for seventh in NFL in receptions and sixth in receiving yards...Was 10th in NFC in scoring (non-kickers) with 56 points...Recorded three 100-yard games to increase **NFL RECORD** to 64...Caught pass in every game to extend streak of consecutive games with catch to **NFL RECORD** 193...Opened season with six catches for 86 yards, including 14-yard touchdown, against N.Y. Jets (9-6)...Averaged 20.5 yards on four catches, including 57-yarder at Washington (9-14)...Registered 62nd career 100-yard game with eight receptions for 162 yards and two touchdowns against Atlanta (9-27)...Recorded 28th career touchdown against Atlanta to break Marcus Allen's **NFL RECORD** (26 against San Diego) for most touchdowns against single opponent...Caught four passes for 36 yards and two-point conversion and tied Art Monk's record of 183 consecutive games with at least one catch vs. Indianapolis (10-18)...Shattered one **NFL RECORD** and tied another while catching four passes for 64 yards and one touchdown at St. Louis (10-25)...Broke Monk's record for consecutive games with at least one catch at 184 and joined Steve Young on 12-yard touchdown pass to share lead with Dan Marino and Mark Clayton as highest scoring QB-WR combination in **NFL HISTORY** with 79 touchdowns at St. Louis (10-25)...Finished with seven receptions for 60 yards and broke Marino-Clayton record with 12-yard touchdown pass from Steve Young for duo's 80th TD connection at Green Bay (11-1)...Recorded season-highs with 10 receptions for 169 yards and one touchdown at Atlanta (11-15)...**NFL RECORD** 29th career touchdown against Falcons...Caught five passes for 115 yards, including 75-yard touchdown, for season-high 23.0-yard average at New England (12-20)...Made four catches for 49 yards and one touchdown against St. Louis (12-27)...Started both postseason games...Caught one pass for six yards in NFC Wild Card Game vs. Green Bay (1-3)...Had three receptions for 63 yards and one touchdown, 19th postseason touchdown of career, in NFC Divisional Playoff Game at Atlanta (1-9).

**1997:** Played in two games and started one...Finished with seven receptions for 78 yards and one touchdown...Became first non-kicker in **NFL HISTORY** to score 1,000 career points...Missed 13 games with torn anterior cruciate and medial collateral ligaments in left knee...Missed one regular season and two postseason games with cracked patella in left knee...Had never missed game with injury at any level prior to 1997...Started at flanker and posted team-high four receptions for 38 yards at Tampa Bay (8-31)...Suffered left knee injury when Warren Sapp twisted him down by facemask on second-quarter reverse...Underwent two and one half hours of surgery (9-1)...Was expected to miss four to six months but made it back to lineup in just over three months...Returned to full practice (12-4)...Returned to lineup and helped 49ers clinch home-field advantage throughout playoffs with three receptions for 40 yards and one touchdown vs. Denver (12-15)...Sparked 49er rally from 10-0 deficit with 14-yard touchdown reception between two defenders in second quarter...Suffered fractured patella on touchdown play...Placed on Injured Reserve (12-23).

**1996:** Started all 16 games for ninth consecutive season...Finished with 108 receptions for 1,254 yards and eight touchdowns...Scored rushing touchdown for fifth consecutive season...Won second NFL receptions title and led NFC for third time...Named first-team **ALL-PRO** by *Associated Press*...Received 11th consecutive **PRO BOWL** invitation...Registered three 100-yard games and two 10-catch games...Had 20 receptions for 256 yards in two games against Carolina, including 10 receptions for 127 yards, at Carolina (9-22)...Posted seven receptions for 108 yards, including 31-yard touchdown, at St. Louis (10-6)...Caught seven passes for 84 yards and two touchdowns and set **NFL RECORD** with 11th 50-catch season at Green Bay (10-14)...Recorded 150th career touchdown reception against Packers...Topped Steve Largent and Gary Clark for most 50-reception seasons...Had six receptions for 58 yards, including 34-yard touchdown, to become **49ERS ALL-TIME LEADING SCORER** with 982 points, surpassing K Ray Werschling's 979 points, vs. Baltimore (11-17)...Had season-high 129 yards on 10 receptions, including five-yard touchdown, vs. Carolina (12-8)...Caught five passes for 49 yards vs. Detroit (12-23) to clinch **NFL RECEIVING TITLE**...Made **NFL HISTORY** by becoming first player to reach 1,000-reception mark at New Orleans (11-3)...Finished Saints game with three receptions



for 45 yards, including 36-yard touchdown, gained 38 yards on reverse and recovered on-side kick...Caught eight passes for 87 yards, becoming first player in **NFL HISTORY** to surpass 16,000 receiving yards mark, and carried ball three times for 12 yards at Washington (11-24)...Broke 100-catch mark for third consecutive season, and fourth time overall (**NFL RECORDS**) with eight receptions for 63 yards, including four-yard touchdown, at Pittsburgh (12-15)...Made two starts in postseason and finished second on team with nine receptions for 86 yards and one touchdown...Had four receptions for 50 yards and one touchdown in NFC Wild Card Game vs. Philadelphia (12-29)...Recorded five catches for 36 yards at Green Bay (1-4).

**1995:** Started 16 games and broke 34-year old **NFL RECORD** for most receiving yards in single season...Set **SINGLE-SEASON RECORD** with 1,848 yards, breaking previous standard of 1,746 yards by Houston's Charlie Hennigan in 1961...Caught **CAREER-HIGH** 122 passes, one short of Herman Moore's NFL record...Named as **PRO BOWL** starter for 10th consecutive season...Finished second in league with 17 touchdowns, including 15 on receptions, and 104 points...Seventh consecutive season with 10 or more touchdowns...Raised **NFL CAREER TOUCHDOWNS RECORD** to 156 and **NFL CAREER RECEIVING TOUCHDOWNS RECORD** to 146...Posted **CAREER-HIGH** nine 100-yard games and established new **NFL RECORD** with 58 100-yard games, breaking old mark of 50 by Don Maynard of N.Y. Giants, N.Y. Jets and St. Louis Cardinals (1958, 60-73)...Posted **NFL RECORD** 10th consecutive 1,000-yard receiving season...Clinched third consecutive **RECEIVING YARDS TITLE** and sixth overall by racking up 132.3-yard average over final nine games...Averaged 10.7 receptions and 187.7 yards during final three games...Recorded four multi-touchdown games...Set **TEAM SINGLE-GAME RECORD** and was named **NFC OFFENSIVE PLAYER-OF-THE-WEEK** after registering **CAREER-HIGH** 289 receiving yards on 14 catches and three touchdowns vs. Minnesota (12-18)...Became **NFL'S CAREER RECEIVING YARDAGE RECORD HOLDER** with 14,040 yards after catching eight passes for 108 yards vs. New Orleans (10-29)...Began season with six catches for 87 yards, including 50-yard touchdown, in season-opener at New Orleans (9-3)...Caught 11 passes for 167 yards with pair of touchdowns vs. Atlanta (9-10)...Scored Niners' first touchdown of game for third consecutive week as part of six-catch, 87-yard, two-touchdown effort vs. New England (9-17)...Totaled 181 yards on 11 receptions at Detroit (9-25)...Touched ball four times and registered three scores at St. Louis (10-22)...Caught two passes for 21 yards and one touchdown, scored on 20-yard reverse and added two-point conversion catch against Rams...Had eight receptions totaling 111 yards vs. Carolina (11-5)...Finished with five receptions for 161 yards, including 81-yard touchdown, at Dallas (11-12)...Scored touchdowns on receptions of 47 and 46 yards, en route to eight-reception, 149-yard performance at Miami (11-20)...Caught 12 passes for 153 yards and was involved in pair of career firsts at Atlanta (12-24)...Scored game's first touchdown after recovering RB Adam Walker's fumble in end zone for first fumble-recovery touchdown...Added first NFL touchdown pass on 49ers ensuing possession with 41-yard bomb to J.J. Stokes off fake reverse...Tied **POSTSEASON-HIGH** with 11 receptions for 117 yards in NFC Divisional Playoff Game vs. Green Bay (1-6).

**1994:** Started 16 games and finished with 112 receptions for 1,499 yards and 13 touchdowns...Scored two more touchdowns on ground...Sixth consecutive season with 10 or more touchdowns...Named as **PRO BOWL** starter for ninth consecutive year...Set **NFL RECORD** with nine consecutive 1,000-yard seasons...Posted five 100-yard receiving games...Broke Jim Brown's **NFL RECORD** for career touchdowns in season opener vs. L.A. Raiders (9-5)...Earned **NFC OFFENSIVE PLAYER-OF-THE-WEEK** honors after making seven receptions for season-high 169 yards and two touchdowns, while also rushing once for touchdown vs. Raiders...Tied Walter Payton as No. 2 scorer in NFL history (125 TDs) on 69-yard reception from Steve Young in first quarter. Tied Jim Brown's career mark of 126 touchdowns on 38-yard score on reverse in third quarter...Broke Brown's **NFL RECORD** with 127th touchdown on 38-yard reception from Young in fourth quarter...Posted 11 catches for 147 yards and touchdown at L.A. Rams (9-18)...Had second multi-touchdown game of season with five catches for 63 yards and two touchdowns vs. New Orleans (9-25)...Totaled 90 yards on three receptions and scored **CAREER-HIGH** second rushing touchdown of season on 28-yard reverse at Washington (11-6)...Had 57-yard touchdown reception among five catches for 93 yards vs. Dallas (11-13)...Named **NFC OFFENSIVE PLAYER-OF-THE-WEEK** for second time, setting **TEAM SINGLE-GAME RECORD** with 16 receptions for 165 yards and three touchdowns vs. L.A. Rams (11-20)...Caught 12 passes for 144 yards at San Diego (12-11)...Had nine catches for 121 yards with 23-yard score vs. Denver (12-17)...Caught four passes totaling 48 yards vs. Chicago in NFC Divisional Playoff (1-7)...Scored on 28-yard reception as part of two-catch, 36-yard day vs. Dallas in NFC



Championship (1-15)...Turned in another memorable Super Bowl performance vs. San Diego (1-29) with 10 receptions for 149 yards and three touchdowns, including 51-yard scoring strike on game's third play from scrimmage...Left game late in first quarter with separated shoulder and missed three 49ers' possessions before returning to action in second quarter...Added touchdowns on plays of 15 yards in third period and nine-yard scoring grab in fourth quarter.

**1993:** Posted one of best seasons of illustrious career en route to being named **NFL OFFENSIVE PLAYER-OF-THE-YEAR** by *Associated Press*...Selected as starter to 1994 **PRO BOWL**, marking seventh appearance in Hawaii...**NFL LEADER** in receiving yards (1,503) and touchdowns (16)...**TEAM LEADER** in receptions (98) and receiving yards (1,503), both totals being third-best marks of career...Finished season with reception in **TEAM RECORD** 127 consecutive games and tied with Harold Carmichael for fourth place on NFL's all-time list...Named winner of 49ers' **LEN ESHMONT AWARD** as most inspirational and courageous player in vote by teammates...Had pair of touchdown catches in season opener at Pittsburgh (9-5)...Had 82 receiving yards to move past Harold Jackson (10,372) into seventh place on NFL's all-time receiving yardage list (10,433) at Cleveland (9-13)...Averaged 11.0 yards on three receptions and ran 43 yards on end-around to score what proved to be winning touchdown vs. Atlanta (9-19)...Moved into seventh place on NFL's all-time reception list (634), surpassing Don Maynard (633) with seven catches at New Orleans (9-26)...Added to own **NFL RECORD** for most career touchdown receptions with 106th touchdown catch vs. Minnesota (10-3)...Had team-high 82 yards receiving and gained 17 yards on reverse at Dallas (10-17)...Posted season-high nine receptions to move into sixth place on **NFL'S ALL-TIME RECEPTION** list (652), surpassing Charley Taylor (649), and gained 155 yards to vault ahead of Stanley Morgan (10,716) into sixth spot on all-time receiving yardage list with 10,858 vs. Phoenix (10-24)...Also hauled in pair of touchdown passes vs. Cardinals, moving into fourth place on NFL's career touchdown list with 114...Moved into third place on **NFL'S ALL-TIME TOUCHDOWN** list (118), surpassing John Riggins (116), with four touchdown receptions at Tampa Bay (11-14), while gaining season-high 172 receiving yards vs. Buccaneers to become sixth player in NFL history to reach 11,000 receiving yards (11,093)...Became **TEAM RECORD** holder with 11,564 yards from scrimmage, surpassing Roger Craig (11,506), with 62 yards on four catches vs. New Orleans (11-22) and established **MONDAY NIGHT FOOTBALL RECORD** in that game with pair of touchdown receptions, giving him 18 career scores on Monday Night, eclipsing Marcus Allen's mark of 16...Surpassed 1,000 receiving yards for season (1,048) with eight catches for 166 yards at L.A. Rams (11-28), tying Steve Largent's **NFL RECORD** for most 1,000-yard receiving seasons in career (eight) and establishing **NFL RECORD** by accomplishing those 1,000-yard campaigns in consecutive years, breaking old mark of seven previously shared with Lance Alworth...Averaged 20.5 yards on four catches vs. Cincinnati (12-5)...Totalled 105 yards receiving on six catches at Atlanta (12-11), tying James Lofton for second place on NFL's all-time chart with 43 games with 100 or more yards receiving...Accumulated 132 receiving yards, including 80-yard touchdown reception, at Detroit (12-19) moving past James Lofton (43) and alone into second place (44) on NFL's all-time list for most games with 100 or more yards receiving in career...Season-high 10 catches for 83 yards vs. Houston (12-25)...Caught three-yard touchdown reception among six grabs for 53 yards vs. Philadelphia (1-3), increasing **NFL RECORD** for most touchdown catches to 118 and total touchdown count to 124...Added to **NFL RECORD** for career postseason receptions, running total to 78 with three grabs for 43 yards vs. N.Y. Giants in NFC Divisional Playoff Game (1-15)...Accumulated 83 yards on six receptions at Dallas in NFC Championship Game (1-23), surpassing Cliff Branch (1,289) in setting new **NFL CAREER POSTSEASON RECEIVING YARDAGE RECORD** with 1,306.

**1992:** Started 16 games and recorded seventh consecutive 1,000-yard season...Became **NFL'S CAREER RECORD HOLDER** for receiving touchdowns with 101, surpassing Steve Largent's mark of 100...Selected as **PRO BOWL** starter and first-team **ALL-PRO** by *Associated Press*...**TEAM LEADER** in receiving yards (1,201), receptions (84) and touchdowns (11, 10 receiving and one rushing)...Posted team-high 73 yards receiving and caught first touchdown of season at N.Y. Jets (9-20)...Became eighth player in **NFL HISTORY** to catch at least one pass in 100 consecutive games vs. L.A. Rams (10-4)...Named **NFC OFFENSIVE PLAYER-OF-THE-WEEK** after scoring three touchdowns (two receiving, one rushing), becoming eighth player in **NFL HISTORY** to reach 100 career scores (102, sixth all-time) vs. Atlanta (10-18)...Reached 10,000 total yards mark (10,001) for career and scored 98th NFL receiving touchdown at Atlanta (11-9)...Had season-high eight receptions and tied Dwight Clark's **TEAM RECORD** 105 consecutive games with at least one reception vs. New Orleans (11-15)...Broke that record following



week in 106th consecutive game with a catch and tied Don Hutson for second place on all-time NFL touchdown reception list (99) at L.A. Rams (11-22)...Named *USA Today*/Miller Lite **NFL PLAYER-OF-THE-WEEK** and **NFC OFFENSIVE PLAYER-OF-THE-WEEK**, tying Steve Largent for first place on all-time NFL touchdown reception list with 100th career touchdown catch and tied Hutson (105) for fifth place on **ALL-TIME NFL TOUCHDOWN** list vs. Philadelphia (11-29)...Set **NFL TOUCHDOWN RECEPTION RECORD** with 101st touchdown grab on 30-yard play from Steve Young in fourth period vs. Miami (12-6)...Totaled 79 yards on seven catches in that game to also become ninth player in **NFL HISTORY** to pass 10,000-yard receiving mark at 10,037...Tied Lance Alworth's **NFL RECORD** for most consecutive seasons (seven) with 1,000 yards receiving at Minnesota (12-13)...Caught two touchdown passes to increase **NFL TOUCHDOWN RECEPTION RECORD** to 103, while netting 118 yards on seven catches vs. Tampa Bay (12-19)...Extended streak of at least one reception to 111 games vs. Detroit (12-28)...Became 49ers' **CAREER POSTSEASON RECEPTIONS RECORD HOLDER** with 67, surpassing Roger Craig (63), vs. Washington in NFC Divisional Playoff Game (1-9)...Established **NFL POSTSEASON RECORDS** for most career receptions (75), most total touchdowns career (13) and tied John Stallworth's league mark for most games with 100 or more yards receiving with five, catching eight passes for 123 yards and one score vs. Dallas in NFC Championship Game (1-17).

**1991: TEAM LEADER** in catches (80), receiving yards (1,206) and touchdowns (14)...Scored on 73-yard touchdown on lone reception at N.Y. Giants (9-2)...Became 16th player in **NFL HISTORY** to surpass 8,000 yards receiving (8,089), had two touchdown receptions and had only rush (two yards) of season vs. San Diego (9-8)...Hauled in pair of touchdown receptions for second consecutive week at Minnesota (9-15)...Tied Lance Alworth (85) for fourth on all-time career touchdown reception list with 62-yarder vs. L.A. Rams (9-22), and moved alone into fourth place on that list (86) vs. Atlanta (10-13)...Game-winning touchdown reception vs. New Orleans (12-1) tied Don Maynard (88) for third place on all-time NFL touchdown receiving list and Roger Craig (508) for first on all-time 49ers reception chart...Moved into third place on all-time **NFL TOUCHDOWN RECEPTION** list (89) and became 49ers' **CAREER RECORD HOLDER** for most receptions (514) at Seattle (12-8), also reaching 1,000-yard receiving mark against Seahawks...Had pair of touchdown receptions vs. Kansas City (12-14) and vs. Chicago (12-23), increasing career total to 93 and extending streak of at least one reception to 95 consecutive games.

**1990: Sports Illustrated's NFL PLAYER-OF-THE-YEAR**...**NFL LEADER** in receptions (100) and yardage (1,502)...Caught 105 passes becoming only fourth player in **NFL HISTORY** to catch at least 100 passes in season (Art Monk, Washington - 106 in '84; Charley Hennigan, Houston - 101 in '64; and Lionel Taylor, Denver - 100 in '60)...Named **NFC CO-OFFENSIVE PLAYER-OF-THE-WEEK** along with Joe Montana after posting one of greatest receiving games in NFL history at Atlanta (10-14)...Tied **NFL RECORD** with five touchdown receptions and established **TEAM RECORDS** for receptions (13) and points (30), while racking up 225 yards...Yardage total in that game established him as 49ers' **CAREER RECORD HOLDER** with 6,938 yards, surpassing Dwight Clark's 6,750...Caught eight passes for 101 yards, including three receptions for 40 yards on team's game-winning overtime drive at Cincinnati (12-9)...Tied John Stallworth's **NFL POSTSEASON RECORD** for most career touchdown receptions (12) vs. Washington in NFC Divisional Playoff Game (1-12-91).

**1989: Unanimous selection to PRO FOOTBALL HALL OF FAME'S NFL "TEAM OF THE 1980s"**...**NFL LEADER** with 1,483 receiving yards...**LEAGUE LEADER** among wide receivers with 17 touchdown catches...**TEAM LEADER** with 82 receptions and 17 scores...Scored winning touchdown on 58-yard catch-and-run late in fourth quarter at Indianapolis (9-10)...Set **TEAM RECORDS** for total touchdowns (64) and receiving touchdowns (60) with pair of scores vs. New Orleans (11-6)...Posted eighth game of more than 100 receiving yards vs. Chicago (12-24)...Scored on 72- and 13-yard catches in NFC Divisional Playoff Game vs. Minnesota (1-6-90)...Set **SUPER BOWL RECORD** with three receiving touchdowns vs. Denver in Super Bowl XXIV (1-28).

**1988: TEAM LEADER** with 1,306 reception yards...**NFL RECORD** of 13 consecutive games with touchdown ended at New Orleans (9-4)...Made 78-yard touchdown catch with :42 remaining at N.Y. Giants (9-11) to provide margin of victory...Tied **TEAM RECORD** for sixth time with three receiving touchdowns at Seattle (9-25)...Established **TEAM RECORD** with 96-yard touchdown reception at San Diego (11-27)...Tied **NFL POSTSEASON RECORD** with three receiving touchdowns in NFC Divisional Playoff Game vs. Minnesota (1-1-89)...Had two



more receiving touchdowns in NFC Championship Game at Chicago (1-8-89)...Named **SUPER BOWL XXIII MVP**, setting **SUPER BOWL RECORDS** with 215 yards on 11 receptions vs. Cincinnati (1-22-89)...Six postseason touchdowns tied **NFL RECORD** (Larry Csonka - '73, Franco Harris - '74, and John Riggins - '83) for most **SINGLE-SEASON PLAYOFF SCORES**.

**1987:** Named **NFL MOST VALUABLE PLAYER**, becoming first 49er to receive honor since QB John Brodie in 1970...**TEAM LEADER** with 1,078 receiving yards and 65 receptions...Had **LEAGUE-BEST** 23 touchdowns, including one rushing, in 12 games...**NFL LEADER** (first WR since Elroy "Crazylegs" Hirsch in 1951) and set **TEAM SINGLE-SEASON RECORD** with 138 points...Point total was most ever scored by wide-out, and most points scored by non-kicker since Redskins' RB John Riggins chalked up 144 points on 24 touchdowns in 1983...**NFL RECORD** 22 receiving touchdowns, shattering previous mark of 18 set by Mark Clayton in 1984...Established another **NFL RECORD** by scoring on pass reception in 13 consecutive games to end regular season...Scored winning points on 25-yard touchdown catch in final seconds at Cincinnati (9-20)...Recorded three touchdown receptions vs. Tampa Bay (11-22), Cleveland (11-29), and Chicago (12-14)...Averaged 1.9 touchdowns per game and had **CAREER-HIGH** seven multi-touchdown games.

**1986:** *Sports Illustrated's* **NFL PLAYER-OF-THE-YEAR**...**NFL LEADER** with 1,570 receiving yards and 15 touchdown receptions...**NFC LEADER** with 86 receptions...Had three touchdowns vs. Colts (10-5) and Cardinals (11-9) to tie **TEAM RECORD** (since broken own record) for touchdown receptions in game...Had season-high 12 catches for 204 yards at Washington (11-17)...Had four multi-touchdown games.

**1985:** Established **TEAM RECORD** for rookies with 927 receiving yards, finishing second on team to RB Roger Craig (1,014)...First career touchdown came on 25-yard pass from Joe Montana at Atlanta (10-6)...Started four games during rookie season...Recorded first 200-yard game of career with 10 receptions for 241 yards and one touchdown vs. L.A. Rams (12-9)...Averaged seven receptions and 144.7 yards per game during final three games of rookie season.

**COLLEGE:** Totaled 4,693 yards and set 18 NCAA Division II records during four-year career at Mississippi Valley State...Consensus All-America, totaling more than 100 receptions in both junior and senior seasons...Recorded 1,845 yards and scored 28 touchdowns as senior in 1984...Exceeded 1,000 yards receiving during three consecutive years...MVP in Blue-Gray Game, and played in Freedom Bowl All-Star game...Named to SBN Sports Network's Black College Football All-Time team...Electronics major.

**PERSONAL:** Full name is Jerry Lee Rice...Born (10-13-62) and raised in Crawford, MS...Competed in football, basketball and track & field at Crawford Moor High...Was first overall pick in 1985 USFL Draft by Birmingham Stallions...Involved with United Negro College Fund...Rice's "127 Foundation" annually donates funds to Bay Area Omega Boys Club...Made final cut at 1997 AT&T Pebble Beach Pro-Am...Jerry was honored in 1999 offseason when alma mater renamed football stadium to Rice-Totten stadium for Jerry and college quarterback Willie Totten...Earned spot (27th) on ESPN Sports Century's list of 50 greatest athletes of 20th century...He and wife, Jackie, have three children: Jaqui Bonet (6-7-87), Jerry Jr. (7-27-91) and Jada Symone (5-16-96)...Family resides in Atherton, CA.

## Did You Know...

Rice's pre-game ritual includes wearing brand new socks and shining his helmet for each game. "I take pride in my uniform," he says.



**RICE'S NFL HONORS:** All-Rookie - 1985; NFC Rookie of the Year - 1985; NFC Offensive Rookie of the Year - 1985; NFL Offensive Player of the Year - 1993; All-NFC - 1986-90, '92-96; Pro Bowl - 1986-96, '98; All-Pro - 1986-90, '92-96; *Sports Illustrated's* Player of the Year - 1986-87, 1990, 1993; *Sports Illustrated* All-Pro - 1992-95; NFL Player of the Year - 1987, 1990; *The Sporting News* - NFL Player of the Year - 1987, 1990. Super Bowl XXIII MVP - 1989; Pro Bowl MVP - 1996

## RICE'S NFL STATISTICS

YEAR	G/S	REC	YDS	AVG	TD	LONG	RUSH	YDS	AVG	TD	LONG
1985	16/4	49	927	18.9	3	66t	6	26	4.3	1	15t
1986	16/15	86	1,570	18.3	15	66t	10	72	7.2	1	18
1987	12/12	65	1,078	16.6	22	57t	8	51	6.4	1	17
1988	16/16	64	1,306	20.4	9	96t	13	107	8.2	1	29
1989	16/16	82	1,483	18.1	17	68t	5	33	6.6	0	17
1990	16/16	100	1,502	15.0	13	64t	2	0	0.0	0	0
1991	16/16	80	1,206	15.1	14	73t	1	2	2.0	0	2
1992	16/16	84	1,201	14.3	10	80t	9	58	6.4	1	26t
1993	16/16	98	1,503	15.3	15	80t	3	69	23.0	1	43t
1994	16/16	112	1,499	13.4	13	69t	7	93	13.3	2	28t
1995	16/16	122	1,848	15.1	15	81t	5	36	7.2	1	20t
1996	16/16	108	1,254	11.6	8	39	11	77	7.0	1	38
1997	2/1	7	78	11.1	1	16	1	-10	-10.0	0	-10
1998	16/16	82	1,157	14.1	9	75t	0	0	0.0	0	0
1999	16/16	67	830	12.4	5	62	2	13	6.5	0	11
<b>Career</b>	<b>222/208</b>	<b>1,206</b>	<b>18,442</b>	<b>15.2</b>	<b>168</b>	<b>96t</b>	<b>82</b>	<b>627</b>	<b>7.5</b>	<b>10</b>	<b>43t</b>
Postseason											
1985	1/1	4	45	11.3	0	20	0	0	0.0	0	0
1986	1/1	3	48	16.0	0	24	0	0	0.0	0	0
1987	1/1	3	28	9.3	0	13	0	0	0.0	0	0
1988	3/3	21	409	19.5	6	61t	3	29	9.7	0	21
1989	3/3	19	317	16.7	5	72t	0	0	0.0	0	0
1990	2/2	11	122	11.1	1	19	0	0	0.0	0	0
1992	2/2	14	211	15.1	1	36	1	9	9.0	0	9
1993	2/2	9	126	14.0	0	23	1	-9	-9.0	0	-9
1994	3/3	16	233	14.6	4	51t	1	10	10.0	0	10
1995	1/1	11	117	10.6	0	32	1	5	5.0	0	5
1996	2/2	9	86	9.6	1	36	0	0	0.0	0	0
1998	2/2	4	69	17.3	1	38	0	0	0.0	0	0
<b>Career</b>	<b>23/23</b>	<b>124</b>	<b>1,811</b>	<b>14.6</b>	<b>19</b>	<b>72t</b>	<b>7</b>	<b>44</b>	<b>6.3</b>	<b>0</b>	<b>21</b>

**OTHER STATS:** 2-PT CONVERSIONS 1994 (1), 1995 (1), 1998 (2); **CAREER** (4); **PASSING** - 1985 (0 for 1), 1986 (1 for 2, 16 yards), 1988 (1 for 3, 14 yards), 1995 (1 for 1, 41 yards, 1 TD), 1999 (0 for 1), **CAREER** (3 for 7, 71 yards, 1 TD); **KICKOFF RETURNS** - 1985 (1 for 6 yards); **FUMBLE RETURNS** - 1995 (1 for 0 yards, 1 TD), **TACKLES** - 1985 (1), 1986 (2), 1987 (2), 1988 (1), 1990 (5), 1991 (4), 1992 (3), 1998 (1), 1999 (2); **CAREER** (21); **POSTSEASON TACKLES** - 1985 (1), 1988 (1); **CAREER** (2)



## RICE'S CAREER HIGHS

**RECEPTIONS** - 16 vs. L.A. Rams (11-20-94)  
**RECEIVING YARDS** - 269 vs. Minnesota (12-18-95)  
**LONG RECEPTION** - 96t at San Diego (11-27-88)  
**TD RECEPTIONS** - 5 at Atlanta (10-14-90)  
**RUSHES** - 3 at Washington (11-27-96)  
**RUSHING YARDS** - 38 at New Orleans (11-3-96)  
**LONG RUSH** - 38 at New Orleans (11-3-96)  
**TD RUSHES** - 1 (several times) Last: vs. New Orleans (9-1-96)  
**PASSES** - 1 (several times) Last: vs. Washington (12-26-99)  
**PASS COMPLETIONS** - 1 (several times) Last: at Atlanta (12-24-95)  
**PASSING YARDS** - 41 at Atlanta (12-24-95)  
**LONG PASS** - 41 at Atlanta (12-24-95)  
**TD PASSES** - 1 at Atlanta (12-24-95)

**RICE'S 100-YARD RECEIVING GAMES:** (66) - 289 (vs. Minnesota - 12-18-95), 241 (vs. L.A. Rams - 12-9-85), 225 (at Atlanta - 10-14-90), 204 (at Washington - 11-17-86), 187 (at Green Bay - 11-4-90), 183 (vs. Atlanta - 10-18-92), 181 (at Detroit - 9-25-95), 172 (vs. Indianapolis - 10-5-86), (at Tampa Bay - 11-14-93), 171 (at San Diego - 11-27-88), (vs. Atlanta - 9-23-90), 169 (vs. L.A. Raiders - 9-5-94), (at Atlanta - 11-15-98), 167 (vs. Atlanta - 9-10-95), 166 (at L.A. Rams - 10-31-93), 165 (vs. L.A. Rams - 11-20-94), 164 (at Philadelphia - 9-24-89), 163 (vs. Atlanta - 9-18-88), (at Seattle - 9-25-88), (at Indianapolis - 9-10-89), 162 (vs. Atlanta - 9-27-98), 161 (at Dallas - 11-12-95), 157 (at Cincinnati - 12-5-99), (at L.A. Rams - 9-14-86), 156 (vs. St. Louis - 11-9-86), 155 (vs. Phoenix - 10-24-93), 154 (vs. New Orleans - 10-22-89), 153 (at Atlanta - 12-24-95), 150 (vs. San Diego - 9-8-91), 149 (at Miami - 11-20-95), (at New Orleans - 10-8-89), 147 (at L.A. Rams - 9-18-94), (at Dallas - 11-11-90), 144 (at San Diego - 12-11-94), (vs. Minnesota - 10-12-86), 143 (at Atlanta - 1-3-00), 138 (vs. Atlanta - 10-13-91), 133 (vs. Philadelphia - 11-29-92), 132 (at Detroit - 12-19-93), 129 (vs. Carolina - 12-8-96), 127 (at Carolina - 9-22-96), 126 (vs. Cleveland - 11-29-87), 125 (vs. Chicago - 12-23-91), 122 (at Tampa Bay - 9-17-89), 121 (at Carolina - 12-10-95), (vs. Denver - 12-17-94), 120 (vs. New Orleans - 9-21-86), 118 (at Minnesota - 12-30-90), (vs. Tampa Bay - 12-19-92), 117 (vs. N.Y. Giants - 11-27-89), 115 (at New England - 12-20-98), 112 (vs. New England - 10-22-89), 111 (vs. Carolina - 11-5-95), (vs. Dallas - 12-22-85), 109 (at N.Y. Giants - 9-11-88), 108 (at St. Louis - 10-6-96), (vs. New Orleans - 10-29-95), (vs. New Orleans - 11-15-87), 106 (at Pittsburgh - 9-13-87), (vs. Green Bay - 11-19-89), 105 (vs. Washington - 11-21-88), (at Atlanta - 12-11-93), 104 (at L.A. Rams - 12-17-90), 103 (at Tampa Bay - 11-22-87), 101 (vs. Chicago - 12-24-89) and (at Cincinnati - 12-9-90)

**RICE'S 100-YARD POSTSEASON RECEIVING GAMES:** (7) - 215 (vs. Cincinnati - Super Bowl XXIII - 1-22-89), 149 (vs. San Diego - Super Bowl XXIX - 1-29-95), 148 (vs. Denver - Super Bowl XXIV - 1-28-90), 133 (at Chicago - 1-8-89), 123 (vs. Dallas - 1-17-93), 117 (vs. Green Bay - 1-6-96), 114 (vs. Minnesota - 1-6-90)

**RICE'S MULTIPLE TD RECEIVING GAMES:** (36) - 2 (at Miami - 9-28-86), 3 (vs. Indianapolis - 10-5-86), 2 (vs. Minnesota - 10-12-86), 3 (vs. St. Louis - 11-9-86), 2 (at Cincinnati - 9-20-87), 2 (vs. New Orleans - 11-15-87), 3 (at Tampa Bay - 11-22-87), 3 (vs. Cleveland - 11-29-87), 3 (vs. Chicago - 12-14-87), 2 (vs. Atlanta - 12-20-87), 2 (vs. L.A. Rams - 12-27-87), 3 (at Seattle - 9-25-88), 2 (at San Diego - 11-27-88), 2 (at Philadelphia - 9-24-89), 2 (vs. New England - 10-22-89), 2 (vs. New Orleans - 11-6-89), 2 (vs. Atlanta - 11-12-89), 5@ (at Atlanta - 10-14-90), 2 (vs. San Diego - 9-8-91), 2 (at Minnesota - 9-15-91), 2 (vs. Kansas City - 12-14-91), 2 (vs. Chicago - 12-23-91), 2 (vs. Atlanta - 10-18-92), 2 (vs. Tampa Bay - 12-19-92), 2 (at Pittsburgh - 9-5-93), 2 (vs. Phoenix - 10-24-93), 4 (at Tampa Bay - 11-14-93), 2 (vs. New Orleans - 11-22-93), 2 (at L.A. Rams - 11-28-93), 2 (vs. Atlanta - 9-10-95), 2 (vs. New England - 9-17-95), 2 (at Miami - 11-20-95), 3 (vs. Minnesota - 12-18-95), 2 (at Green Bay - 10-14-96), 2 (vs. Atlanta - 9-27-98), 2 (at Cincinnati - 12-5-99)

**RICE'S MULTIPLE POSTSEASON TD RECEIVING GAMES:** (5) - 3 (vs. Minnesota - 1-1-89), 2 (at Chicago - 1-8-89), 2 (vs. Minnesota - 1-6-90), 3S (vs. Denver - Super Bowl XXIV - 1-28-90), 3 (vs. San Diego - Super Bowl XXIX - 1-29-95)

@-Tied NFL record S-Super Bowl record



## RICE'S 1999 GAME-BY-GAME RECEIVING

DATE	OPPONENT	NO	YDS	AVG	LONG	TD
9-12	at Jacksonville	2	17	8.5	9	0
9-19	vs. New Orleans	5	47	9.4	19	0
9-27	at Arizona	3	28	9.3	13t	1
10-3	vs. Tennessee	6	56	9.3	16	0
10-10	at St. Louis	4	42	10.5	19	0
10-17	vs. Carolina	5	59	11.8	19	1
10-24	at Minnesota	5	45	9.0	15	0
10-31	Bye					
11-7	vs. Pittsburgh	2	2	1.0	1	0
11-14	at New Orleans	4	31	7.8	10	0
11-21	vs. St. Louis	3	23	7.7	12	0
11-29	vs. Green Bay	4	63	15.8	32	0
12-5	at Cincinnati	9	157	17.4	55t	2
12-12	vs. Atlanta	2	17	8.5	9	0
12-18	at Carolina	5	56	11.2	48t	1
12-26	vs. Washington	5	44	8.8	13	0
1-3	at Atlanta	6	143	23.8	62	0

## RICE'S 1998 GAME-BY-GAME RECEIVING

DATE	OPPONENT	NO	YDS	AVG	LONG	TD
9-6	vs. N.Y. Jets	6	86	14.3	22	1
9-14	at Washington	4	82	20.5	57	0
9-20	Bye					
9-27	vs. Atlanta	8	162	20.3	66t	2
10-4	at Buffalo	3	54	18.0	33	0
10-11	at New Orleans	6	79	13.2	35	0
10-18	vs. Indianapolis	4	36	9.0	12	0
10-25	at St. Louis	4	64	16.0	27	1
11-1	at Green Bay	7	60	8.6	12t	1
11-8	vs. Carolina	6	87	14.5	31	0
11-15	at Atlanta	10	169	16.9	65t	1
11-22	vs. New Orleans	3	27	9.0	19	0
11-30	vs. N.Y. Giants	3	25	8.3	10	0
12-6	at Carolina	5	36	7.2	12	0
12-14	vs. Detroit	4	26	6.5	11	0
12-20	at New England	5	115	23.0	75t	1
12-27	vs. St. Louis	4	49	12.3	19	1
<b>Postseason</b>						
1-3	vs. Green Bay	1	6	6.0	6	0
1-9	at Atlanta	3	63	21.0	38	1

### FINDING THE ZONE

No one knows an NFL end zone like Jerry Rice. The 15-year veteran crossed the goal line for the 180th time in his career with a 48-yard touchdown against Carolina (12-18-00). Jeff Garcia is the 10th player to deliver a touchdown pass to Rice during his NFL career. He has 169 career receiving touchdowns.



## RICE'S 1997 GAME-BY-GAME RECEIVING

DATE	OPPONENT	NO	YDS	AVG	LONG	TD
8-31	at Tampa Bay	4	38	9.5	16	0
9-7	at St. Louis			INJURED		
9-14	vs. New Orleans			INJURED		
9-21	vs. Atlanta			INJURED		
9-29	at Carolina			INJURED		
10-5	Bye					
10-12	vs. St. Louis			INJURED		
10-19	at Atlanta			INJURED		
10-26	at New Orleans			INJURED		
11-2	vs. Dallas			INJURED		
11-10	at Philadelphia			INJURED		
11-16	vs. Carolina			INJURED		
11-23	vs. San Diego			INJURED		
11-30	at Kansas City			INJURED		
12-7	vs. Minnesota			INJURED		
12-15	vs. Denver	3	40	13.3	16	1
12-21	at Seattle			INJURED		
Postseason						
1-3	vs. Minnesota			INJURED RESERVE		
1-11	vs. Green Bay			INJURED RESERVE		

## RICE'S 1996 GAME-BY-GAME RECEIVING

DATE	OPPONENT	NO	YDS	AVG	LONG	TD
9-1	vs. New Orleans	5	88	17.6	38	0
9-8	vs. St. Louis	7	99	14.1	39	0
9-15	Bye					
9-22	at Carolina	10	127	12.7	21	0
9-29	vs. Atlanta	7	72	10.3	24	1
10-6	at St. Louis	7	108	15.4	36	1
10-14	at Green Bay	7	84	12.0	24	2
10-20	vs. Cincinnati	7	82	11.7	19	0
10-27	at Houston	5	36	7.2	10	0
11-3	at New Orleans	3	45	15.0	36t	1
11-10	vs. Dallas	5	49	9.8	17	0
11-17	vs. Baltimore	6	58	9.7	34t	1
11-24	at Washington	8	87	10.9	15	0
12-2	at Atlanta	8	78	9.8	14	0
12-8	vs. Carolina	10	129	12.9	37	1
12-15	at Pittsburgh	8	63	7.9	14	1
12-23	vs. Detroit	5	49	9.8	17	0
Postseason						
12-29	vs. Philadelphia	4	50	12.5	36	1
1-4	at Green Bay	5	36	7.2	11	0

## PLAYING GAMES

Jerry Rice holds the team record for most games played. The 16-year veteran has played in 222 games to surpass Jimmy Johnson, who played in 212 from 1961-76.



## RICE'S 1995 GAME-BY-GAME RECEIVING

DATE	OPPONENT	NO	YDS	AVG	LONG	TD
9-3	at New Orleans	6	87	14.5	50t	1
9-10	vs. Atlanta	11	167	15.2	54	2
9-17	vs. New England	6	87	14.5	21t	2
9-25	at Detroit	11	181	16.5	39	0
10-1	vs. N.Y. Giants	7	71	10.1	16t	1
10-8	Bye					
10-15	at Indianapolis	6	43	7.2	11	1
10-22	at St. Louis	2	21	10.5	17	1
10-29	vs. New Orleans	8	108	13.5	17	0
11-5	vs. Carolina	8	111	13.9	28	0
11-12	at Dallas	5	161	32.2	81t	1
11-20	at Miami	8	149	18.6	47t	2
11-26	vs. St. Louis	7	67	9.6	17	1
12-3	vs. Buffalo	5	32	6.4	12	0
12-10	at Carolina	6	121	20.2	46	0
12-18	vs. Minnesota	14	289	20.6	52	3
12-24	at Atlanta	12	153	12.8	57	0
Postseason						
1-6	vs. Green Bay	8	117	14.6	32	0

## RICE'S 1994 GAME-BY-GAME RECEIVING

DATE	OPPONENT	NO	YDS	AVG	LONG	TD
9-5	vs. L.A. Raiders	7	169	24.1	69	2
9-11	at Kansas City	5	78	13.0	21	0
9-18	at L.A. Rams	11	147	13.4	33	1
9-25	vs. New Orleans	5	63	12.6	28t	2
10-2	vs. Philadelphia	6	66	11.0	16	0
10-9	at Detroit	5	36	7.2	12	0
10-16	at Atlanta	6	65	10.8	32	1
10-23	vs. Tampa Bay	4	57	14.3	20	0
10-30	Bye					
11-6	at Washington	3	90	30.0	55	0
11-13	vs. Dallas	5	93	18.6	57t	1
11-20	vs. L.A. Rams	16	165	10.3	29	3
11-28	at New Orleans	7	80	11.4	29	0
12-4	vs. Atlanta	7	92	13.1	34	1
12-11	at San Diego	12	144	12.0	20	0
12-17	vs. Denver	9	121	13.4	23t	1
12-26	at Minnesota	4	33	8.3	17	1
Postseason						
1-7	vs. Chicago	4	48	12.0	18	0
1-15	vs. Dallas	2	36	18.0	28t	1
1-23	vs. San Diego	10	149	14.9	51t	3

## TRAIL BLAZING

Jerry Rice enters 2000 with 19,069 total yards from scrimmage for his career to rank second in NFL history. Rice trails only the late Walter Payton (21,264).



## RICE'S 1993 GAME-BY-GAME RECEIVING

DATE	OPPONENT	NO	YDS	AVG	LONG	TD
9-5	at Pittsburgh	8	78	9.7	15	2
9-13	at Cleveland	6	82	13.6	25	0
9-19	vs. Atlanta	3	33	11.0	26	0
9-26	at New Orleans	7	95	13.6	24	0
10-3	vs. Minnesota	2	60	30.0	39t	1
10-17	at Dallas	7	82	13.1	16	0
10-24	vs. Phoenix	9	155	17.2	41	2
10-31	vs. L.A. Rams	6	63	10.3	15	0
11-7	Bye					
11-14	at Tampa Bay	8	172	21.5	51t	4
11-22	vs. New Orleans	4	62	15.5	24	2
11-28	at L.A. Rams	8	166	20.7	48	2
12-5	vs. Cincinnati	4	82	20.5	43	0
12-11	at Atlanta	6	105	17.5	46	0
12-19	at Detroit	4	132	33.0	80t	1
12-25	vs. Houston	10	83	8.3	32	0
1-3	vs. Philadelphia	6	53	8.8	27	1
Postseason						
1-15	vs. N.Y. Giants	3	43	14.3	18	0
1-23	at Dallas	6	83	13.8	23	0

## RICE'S 1992 GAME-BY-GAME RECEIVING

DATE	OPPONENT	NO	YDS	AVG	LONG	TD
9-6	at N.Y. Giants	5	56	10.6	15	0
9-13	vs. Buffalo	3	26	8.6	13	0
9-20	at N.Y. Jets	5	73	14.6	21	1
9-27	at New Orleans	2	5	2.5	4	0
10-4	vs. L.A. Rams	5	57	10.7	26	0
10-11	at New England	3	60	20.0	32t	1
10-18	vs. Atlanta	7	183	26.1	80t	2
10-25	Bye					
11-1	at Phoenix	6	87	14.5	23	0
11-9	at Atlanta	4	45	11.2	19	1
11-15	vs. New Orleans	8	68	8.5	14	0
11-22	at L.A. Rams	4	93	23.2	42t	1
11-29	vs. Philadelphia	8	133	16.6	37	1
12-6	vs. Miami	7	79	10.9	32	1
12-13	at Minnesota	5	56	10.6	21	0
12-19	vs. Tampa Bay	7	118	16.9	32	2
12-28	vs. Detroit	5	62	12.4	24	0
Postseason						
1-9	vs. Washington	6	88	14.7	35	0
1-17	vs. Dallas	8	123	15.4	36	1

### IT KEEPS GOING AND GOING...

Entering the 2000 season, Jerry Rice has caught a pass in an NFL record 209 consecutive games. The next closest active streak is Cris Carter's 111.



## RICE'S 1991 GAME-BY-GAME RECEIVING

DATE	OPPONENT	NO	YDS	AVG	LONG	TD
9-2	at N.Y. Giants	1	73	73.0	73t	1
9-8	vs. San Diego	9	150	16.6	70t	2
9-15	at Minnesota	4	85	21.1	30	2
9-22	vs. L.A. Rams	5	99	19.4	62t	1
9-29	at L.A. Raiders	3	38	10.8	17	0
10-6	Bye					
10-13	vs. Atlanta	7	138	19.7	57t	1
10-20	vs. Detroit	5	35	7.0	13	1
10-27	at Philadelphia	2	4	2.0	2	0
11-3	at Atlanta	6	44	7.3	10	0
11-10	at New Orleans	4	24	6.0	17	0
11-17	vs. Phoenix	3	30	10.0	12	0
11-25	at L.A. Rams	4	59	14.7	29	0
12-1	vs. New Orleans	9	154	17.1	52	1
12-8	at Seattle	6	67	10.7	16	1
12-14	vs. Kansas City	7	81	11.5	20	2
12-23	vs. Chicago	5	125	25.0	69	2

## RICE'S 1990 GAME-BY-GAME RECEIVING

DATE	OPPONENT	NO	YDS	AVG	LONG	TD
9-10	at New Orleans	2	26	13.0	20	0
9-16	vs. Washington	6	74	12.2	30	1
9-23	vs. Atlanta	8	171	21.3	42	1
9-30	Bye					
10-7	at Houston	6	78	13.0	19	1
10-14	at Atlanta	13*	225	17.3	29	5@
10-21	vs. Pittsburgh	3	31	10.1	19	0
10-28	vs. Cleveland	6	67	10.7	15	1
11-4	at Green Bay	6	187	31.1	64t	1
11-11	at Dallas	12	147	12.2	37	1
11-18	vs. Tampa Bay	4	46	11.5	17	0
11-25	vs. L.A. Rams	7	72	10.2	21	0
12-3	vs. N.Y. Giants	1	13	13.0	13	0
12-9	at Cincinnati	8	101	12.6	29	0
12-17	at L.A. Rams	5	104	20.8	60t	1
12-23	vs. New Orleans	4	42	10.5	18	0
12-30	at Minnesota	9	118	13.1	22	1
Postseason						
1-12	vs. Washington	6	68	6.8	15	1
1-20	vs. N.Y. Giants	5	54	10.4	19	0

\* Team record

@ Tied NFL record

## RICE'S 1989 GAME-BY-GAME RECEIVING

DATE	OPPONENT	NO	YDS	AVG	LONG	TD
9-10	at Indianapolis	6	163	27.2	58t	1
9-17	at Tampa Bay	8	122	15.2	40	1
9-24	at Philadelphia	6	164	27.3	68t	2
10-1	vs. L.A. Rams	2	36	18.0	18	0
10-8	at New Orleans	7	149	21.2	60t	1
10-15	at Dallas	2	28	14.0	20	1
10-22	vs. New England	6	112	18.6	50t	2

**Rice's 1989 Statistics (Continued)**

10-29	at N.Y. Jets	5	95	19.0	45t	1
11-6	vs. New Orleans	6	93	15.5	32t	2
11-12	vs. Atlanta	3	81	27.0	39t	2
11-19	vs. Green Bay	9	106	11.8	20	1
11-27	vs. N.Y. Giants	7	117	16.7	37	1
12-3	at Atlanta	3	32	10.6	18	0
12-11	at L.A. Rams	5	38	7.6	13	0
12-17	vs. Buffalo	4	46	15.3	29	1
12-24	vs. Chicago	4	101	25.2	45	1
<b>Postseason</b>						
1-6	vs. Minnesota	6	114	19.0	72t	2
1-14	vs. L.A. Rams	6	55	9.2	19	0
1-28	vs. Denver (SB XXIV)	7	148	21.1	38t	3 S

**S-Super Bowl record****RICE'S 1988 GAME-BY-GAME RECEIVING**

DATE	OPPONENT	NO	YDS	AVG	LONG	TD
9-4	at New Orleans	2	41	20.5	29	0
9-11	at N.Y. Giants	4	109	27.2	78t	1
9-18	vs. Atlanta	8	163	20.3	37	0
9-25	at Seattle	6	163	27.2	69t	3
10-2	vs. Detroit	2	35	17.5	32	0
10-9	vs. Denver	3	78	26.0	33	0
10-16	at L.A. Rams	4	65	16.2	38	0
10-24	at Chicago	4	86	21.5	45	1
10-30	vs. Minnesota	1	22	22.0	22	0
11-6	at Phoenix	3	37	12.3	19	0
11-13	vs. L.A. Raiders	5	61	12.2	28	0
11-21	vs. Washington	3	105	35.0	80t	1
11-27	at San Diego	6	171	28.5	96t	2
12-4	at Atlanta	5	63	12.6	20	1
12-11	vs. New Orleans	6	78	13.0	18	0
12-18	vs. L.A. Rams	2	29	14.5	20	0
<b>Postseason</b>						
1-1	vs. Minnesota	5	61	12.2	28	3 %
1-8	at Chicago	5	133	26.6	61t	2
1-22	vs. Cincinnati (SB XXIII)	11	215 N, S	19.5	44	1

%-Ties NFL postseason record    N-NFL postseason record    S-Super Bowl record

**RICE'S 1987 GAME-BY-GAME RECEIVING**

DATE	OPPONENT	NO	YDS	AVG	LONG	TD
9-13	at Pittsburgh	8	106	13.2	32	1
9-20	at Cincinnati	4	86	21.5	34t	2
10-25	at New Orleans	6	89	14.8	39	1
11-1	at L.A. Rams	3	70	23.3	51t	1
11-8	vs. Houston	7	77	11.0	21	1
11-15	vs. New Orleans	4	108	27.0	50t	2
11-22	at Tampa Bay	7	103	14.7	42t	3
11-29	vs. Cleveland	7	126	18.0	30t	3
12-6	at Green Bay	4	90	22.5	57t	1
12-14	vs. Chicago	8	75	9.3	17	3
12-20	vs. Atlanta	4	58	14.5	27	2
12-27	vs. L.A. Rams	3	90	30.0	50t	2
<b>Postseason</b>						
1-9	vs. Minnesota	3	28	9.3	13	0



## RICE'S 1986 GAME-BY-GAME RECEIVING

DATE	OPPONENT	NO	YDS	AVG	LONG	TD
9-7	at Tampa Bay	5	54	10.8	14	0
9-14	at L.A. Rams	6	157	26.1	66t	1
9-21	vs. New Orleans	7	120	17.1	26	0
9-28	at Miami	3	76	25.3	50t	2
10-5	vs. Indianapolis	6	172	28.6	58t	3
10-12	vs. Minnesota	7	144	20.5	59	2
10-19	at Atlanta	3	58	19.3	27	0
10-26	at Green Bay	4	49	12.2	16	1
11-2	at New Orleans	4	44	11.0	21	0
11-9	vs. St. Louis	4	156	39.0	45t	3
11-17	at Washington	12	204	17.0	39	0
11-23	vs. Atlanta	4	47	11.7	17	1
12-1	vs. N.Y. Giants	9	86	9.5	15	1
12-7	vs. N.Y. Jets	5	97	19.4	42	0
12-14	at New England	4	35	8.7	22	0
12-19	vs. L.A. Rams	3	71	23.6	44t	1
Postseason						
1-4	at N.Y. Giants	3	48	16.0	24	0

## RICE'S 1985 GAME-BY-GAME RECEIVING

DATE	OPPONENT	NO	YDS	AVG	LONG	TD
9-7	at Minnesota	4	67	16.8	23	0
9-15	vs. Atlanta	2	35	17.5	20	0
9-22	at L.A. Raiders	3	94	31.3	38	0
9-29	vs. New Orleans	0	0	0.0	0	0
10-6	at Atlanta	3	42	14.0	25t	1
10-13	vs. Chicago	3	37	12.3	17	0
10-20	at Detroit	1	3	3.0	3	0
10-27	at L.A. Rams	2	17	8.5	9	0
11-3	vs. Philadelphia	3	70	23.3	41	1
11-11	at Denver	4	67	16.8	33	0
11-17	vs. Kansas City	1	19	19.0	19	0
11-25	vs. Seattle	2	42	21.0	28	0
12-1	at Washington	0	0	0.0	0	0
12-9	vs. L.A. Rams	10	241	24.1	66t	1
12-15	at New Orleans	4	82	20.5	42	0
12-22	vs. Dallas	7	111	15.9	31	0
Postseason						
12-29	at N.Y. Giants	4	45	11.3	20	0

## RICE'S CAREER RECEIVING VS. EACH OPPONENT

ENTERING 2000

OPPONENT	GAMES	REC	YARDS	YARDS PER REC	YARDS PER GAME	TD
Arizona	6	28	493	17.6	82.1	6
Atlanta	27	155	2641	17.3	97.8	25
Baltimore	1	6	58	9.7	58.0	1
Buffalo	4	14	158	11.3	39.5	1
Carolina	8	55	726	13.2	90.7	3
Chicago	5	24	424	17.7	84.8	7
Cincinnati	5	32	508	15.9	101.6	4
Cleveland	3	19	275	14.5	91.7	4

**Rice's Statistics (Continued)**

Dallas	7	43	671	15.6	95.9	4
Denver	4	19	306	16.1	76.5	2
Detroit	9	42	559	13.3	62.1	2
Green Bay	7	41	639	15.5	91.2	7
Indianapolis	4	22	414	18.8	103.5	5
Jacksonville	1	2	17	8.5	17.0	0
Kansas City	3	13	178	13.7	59.3	2
Oakland	4	18	362	20.1	90.5	2
Miami	3	18	304	16.9	101.3	5
Minnesota	10	55	919	16.7	91.9	10
New England	5	24	409	17.0	81.8	6
New Orleans	28	138	1935	14.0	69.1	14
N.Y. Giants	8	37	550	14.9	68.8	5
N.Y. Jets	4	21	351	16.7	87.8	3
Philadelphia	6	31	490	15.8	81.7	5
Pittsburgh	5	29	280	9.6	56.0	4
St. Louis	28	149	2312	15.5	82.5	20
San Diego	3	27	465	17.2	155.0	4
Seattle	3	14	272	19.4	90.7	4
Tampa Bay	8	47	710	15.1	88.8	10
Tennessee	5	34	330	9.7	66.0	2
Washington	8	41	686	16.7	85.7	2
<b>Totals</b>	<b>222</b>	<b>1,206</b>	<b>18,442</b>	<b>15.3</b>	<b>83.1</b>	<b>169</b>

**JERRY RICE'S MILESTONE RECEPTIONS****Receptions**

1	at	Minnesota (9-8-85)
100	at	Washington (11-17-86)
200	vs.	L.A. Rams (12-27-87)
300	at	N.Y. Jets (10-29-89)
400	at	Dallas (11-11-90)
500	vs.	New Orleans (12-1-91)
509*	at	Seattle (12-8-91)
600	vs.	Tampa Bay (12-19-92)
700	vs.	Houston (12-25-93)
941#	at	Atlanta (12-24-95)
1,000	at	New Orleans (11-3-96)
1,200	at	Atlanta (1-3-00)

**Touchdowns**

1	at	Atlanta (10-6-85)
50	at	Indianapolis (9-10-89)
60**	vs.	New Orleans (11-6-89)
100	vs.	Philadelphia (11-29-92)
101***	vs.	Miami (12-6-92)
127 (122 rec.)+	vs.	L.A. Raiders (9-5-94)
150	at	Green Bay (10-14-96)
		*broke 49ers' team record
		**broke 49ers' team record
		***broke Steve Largent's NFL record
		+broke Jim Brown's NFL record
		#broke Art Monk's NFL record

**RICE'S 169 TD RECEPTIONS BY PASSER****Entering 2000**

Steve Young.....	85	Matt Cavanaugh.....	1
Joe Montana.....	55	Mike Moroski.....	1
Jeff Kemp.....	8	Harry Sydney.....	1
Elvis Grbac.....	8	Terry Kirby.....	1
Steve Bono.....	5	<b>Total.....</b>	<b>169</b>
Jeff Garcia.....	4		



## RICE'S 169 TD RECEPTIONS

(Entering 2000)

## YARDAGE

90 - 99 yards .....	1
80 - 89 yards .....	4
70 - 79 yards .....	4
60 - 69 yards .....	13
50 - 59 yards .....	13
40 - 49 yards .....	16
30 - 39 yards .....	18
20 - 29 yards .....	21
10 - 19 yards .....	30
1 - 9 yards .....	49

## NFC/AFC

NFC OPPONENTS.....	117
AFC OPPONENTS.....	47

## BY QUARTERS

1st Quarter.....	40
2nd Quarter.....	57
3rd Quarter.....	34
4th Quarter.....	38

## BY HALVES

1st Half.....	97
2nd Half .....	72

## BY MONTHS

September.....	40
October.....	38
November.....	50
December.....	40
January.....	1

## GAMES WITH MULTIPLE TD RECEPTIONS

- 1 game with 5 TD receptions
- 1 game with 4 TD receptions
- 8 games with 3 TD receptions
- 29 games with 2 TD receptions

## ALL-TIME TOUCHDOWNS

Rank	Player	Touchdowns
1.	<b>JERRY RICE</b>	<b>180*</b> (10-169-1)
2.	<b>Emmitt Smith</b>	<b>147</b> (136-11-0)
3.	Marcus Allen	145 (123-21-1)
4.	Jim Brown	126 (106-20-0)
5.	Walter Payton	125 (110-15-0)
6.	John Riggins	116 (104-12-0)
7.	<b>Cris Carter</b>	<b>115</b> (0-116-1)
8.	Lenny Moore	113 (63-48-2)
9.	Barry Sanders	109 (99-10-0)
10.	Don Hutson	105 (3-99-3)

Bold indicates active player

\* Includes fumble recovery

## CONSECUTIVE GAMES WITH A RECEPTION

1.	<b>JERRY RICE</b> .....	<b>209</b>
2.	Art Monk.....	183
3.	Steve Largent.....	177
4.	Ozzie Newsome.....	150
5.	Keith Byars.....	130
6.	Harold Carmichael.....	127
7.	Mel Gray.....	121
8.	Michael Irvin.....	117
9.	<b>Cris Carter</b> .....	<b>111</b>
10.	Tim Brown.....	108



## ALL-TIME NFL TOUCHDOWN RECEIVING LEADERS

Rank	Receiver	Touchdowns
1.	<b>JERRY RICE</b>	<b>169</b>
2.	<b>Cris Carter</b>	<b>114</b>
3.	Steve Largent	100
4.	Don Hutson	99
5.	Don Maynard	88
6.	<b>Andre Reed</b>	<b>86</b>
7.	Lance Alworth	85
	Paul Warfield	85
8.	Mark Clayton	84
	Tommy McDonald	84

## ALL-TIME NFL PASS RECEPTION LEADERS

Rank	Receiver	Receptions
1.	<b>JERRY RICE</b>	<b>1,206</b>
2.	<b>Andre Reed</b>	<b>941</b>
3.	Art Monk	940
4.	<b>Cris Carter</b>	<b>924</b>
5.	Steve Largent	819
6.	Henry Ellard	814
7.	<b>Irving Fryar</b>	<b>810</b>
8.	<b>Tim Brown</b>	<b>770</b>
9.	James Lofton	764
10.	Michael Irvin	750
	Charlie Joiner	750

## ALL-TIME NFL RECEIVING YARDAGE LEADERS

Rank	Receiver	Yardage
1.	<b>JERRY RICE</b>	<b>18,442</b>
2.	James Lofton	14,004
3.	Henry Ellard	13,777
4.	<b>Andre Reed</b>	<b>13,095</b>
5.	Steve Largent	13,089
6.	Art Monk	12,721
7.	<b>Irving Fryar</b>	<b>12,237</b>
8.	Charlie Joiner	12,146
9.	Michael Irvin	11,904
10.	Don Maynard	11,834

## ALL-TIME NFL YARDS FROM SCRIMMAGE LEADERS

RANK	RECEIVER	RUSHING	RECEIVING	TOTAL
1.	Walter Payton	16,726	4,538	21,264
2.	<b>JERRY RICE</b>	<b>627</b>	<b>18,442</b>	<b>19,069</b>
3.	Barry Sanders	15,269	2,921	18,190
4.	Marcus Allen	12,243	5,411	17,654
5.	<b>Emmitt Smith</b>	<b>13,963</b>	<b>2,728</b>	<b>16,691</b>
6.	Tony Dorsett	12,739	3,554	16,293
7.	<b>Thurman Thomas</b>	<b>11,938</b>	<b>4,341</b>	<b>16,279</b>
8.	Eric Dickerson	13,259	2,137	15,396
9.	Jim Brown	12,312	2,499	14,811
10.	Franco Harris	12,120	2,287	14,407



## MOST GAMES, 100-OR-MORE YARDS PASS RECEIVING

CAREER			
RANK	NO.	PLAYER	TEAM
1.	66	JERRY RICE	SAN FRANCISCO
2.	50	Don Maynard	N.Y. Giants, N.Y. Jets, St. Louis
3.	47	Michael Irvin	Dallas
4.	43	James Lofton	Green Bay, L.A. Raiders, Buffalo, Philadelphia, L.A. Rams
5.	41	Lance Alworth	San Diego, Dallas
6.	40	Steve Largent	Seattle

## JERRY RICE—TOUCHDOWN CHRONOLOGY

(RECEIVING)						
NO	DATE	OPPONENT	YDS	QTR	DWN/YDS	PASSER
1	10/6/85	at Atlanta Falcons	25	4th	1/10	Montana
2	11/3/85	PHILADELPHIA EAGLES	14	2nd	1/10	Cavanaugh
3	12/9/85	LOS ANGELES RAMS	66	3rd	1/10	Montana
4	9/14/86	at Los Angeles Rams	66	3rd	2/11	Kemp
5	9/28/86	at Miami Dolphins	18	1st	3/3	Kemp
6			50	2nd	2/2	Kemp
7	10/5/86	INDIANAPOLIS COLTS	45	3rd	2/6	Kemp
8			16	3rd	2/4	Kemp
9			58	4th	1/10	Kemp
10	10/12/86	MINNESOTA VIKINGS	34	2nd	2/9	Kemp
11			17	3rd	2/10	Kemp
12	10/26/86	at Green Bay Packers	7	2nd	2/4	Moroski
13	11/9/86	ST. LOUIS CARDINALS	45	1st	2/7	Montana
14			40	2nd	1/10	Montana
15			44	3rd	1/10	Montana
16	11/23/86	ATLANTA FALCONS	2	1st	3/1	Montana
17	12/1/86	NEW YORK GIANTS	11	2nd	2/4	Montana
18	12/19/86	LOS ANGELES RAMS	44	1st	1/10	Montana
19	9/13/87	at Pittsburgh Steelers	3	4th	2/Goal	Montana
20	9/20/87	at Cincinnati Bengals	34	3rd	1/10	Montana
21			25	4th	1/10	Montana
22	10/25/87	at New Orleans Saints	8	1st	3/4	Montana
23	11/1/87	at Los Angeles Rams	51	4th	1/10	Montana
24	11/8/87	HOUSTON OILERS	1	2nd	1/Goal	Montana
25	11/15/87	NEW ORLEANS SAINTS	46	1st	2/5	Young
26			50	3rd	1/10	Sydney
27	11/22/87	at Tampa Bay Buccaneers	21	1st	3/8	Montana
28			42	2nd	2/9	Montana
29			3	4th	3/Goal	Montana
30	11/29/87	CLEVELAND BROWNS	2	1st	3/1	Montana
31			30	2nd	3/19	Montana
32			29	4th	1/10	Montana
33	12/6/87	at Green Bay Packers	57	4th	3/5	Montana
34	12/14/87	CHICAGO BEARS	1	1st	2/Goal	Young
35			16	3rd	2/11	Young
36			2	4th	3/1	Young
37	12/20/87	ATLANTA FALCONS	20	3rd	2/5	Young
38			1	4th	3/Goal	Young
39	12/27/87	LOS ANGELES RAMS	22	1st	1/10	Young
40			50	2nd	1/10	Young
41	9/11/88	at New York Giants	78	4th	3/10	Montana
42	9/25/88	at Seattle Seahawks	1	1st	3/Goal	Montana



## Rice's Statistics (Continued)

NO	DATE	OPPONENT	YDS	QTR	DWN/YDS	PASSER
43			69	3rd	3/3	Montana
44			60	3rd	1/10	Montana
45	10/24/88	at Chicago Bears	23	1st	2/10	Montana
46	11/21/88	WASHINGTON REDSKINS	80	4th	3/7	Montana
47	11/27/88	at San Diego Chargers	96	1st	1/10	Montana
48			41	3rd	3/5	Montana
49	12/4/88	at Atlanta Falcons	20	2nd	2/10	Montana
50	9/10/89	at Indianapolis Colts	58	4th	3/7	Montana
51	9/17/89	at Tampa Bay Buccaneers	2	4th	1/Goal	Montana
52	9/24/89	at Philadelphia Eagles	68	1st	3/9	Montana
53			33	4th	3/4	Montana
54	10/8/89	at New Orleans Saints	60	3rd	2/1	Montana
55	10/15/89	at Dallas Cowboys	8	4th	3/Goal	Young
56	10/22/89	NEW ENGLAND PATRIOTS	3	2nd	3/Goal	Montana
57			50	3rd	3/6	Young
58	10/29/89	at New York Jets	45	2nd	2/1	Bono
59	11/6/89	NEW ORLEANS SAINTS	32	1st	2/8	Montana
60			2	2nd	1/Goal	Montana
61	11/12/89	ATLANTA FALCONS	39	2nd	2/4	Montana
62			11	3rd	1/10	Montana
63	11/19/89	GREEN BAY PACKERS	9	2nd	2/Goal	Montana
64	11/27/89	NEW YORK GIANTS	4	1st	1/Goal	Montana
65	12/17/89	BUFFALO BILLS	8	4th	1/Goal	Young
66	12/24/89	CHICAGO BEARS	29	1st	2/18	Montana
67	9/16/90	WASHINGTON REDSKINS	12	2nd	2/9	Montana
68	9/23/90	ATLANTA FALCONS	35	3rd	2/9	Montana
69	10/7/90	at Houston Oilers	6	2nd	2/Goal	Montana
70	10/14/90	at Atlanta Falcons	24	1st	2/7	Montana
71			25	1st	3/9	Montana
72			19	2nd	2/6	Montana
73			13	3rd	1/10	Montana
74			15	4th	2/15	Montana
75	10/28/90	CLEVELAND BROWNS	14	2nd	2/11	Montana
76	11/4/90	at Green Bay Packers	64	4th	3/5	Montana
77	11/11/90	at Dallas Cowboys	7	2nd	3/5	Montana
78	12/17/90	at Los Angeles Rams	60	2nd	1/10	Montana
79	12/30/90	at Minnesota Vikings	14	4th	1/10	Young
80	9/2/91	at New York Giants	73	1st	3/9	Young
81	9/8/91	SAN DIEGO CHARGERS	32	2nd	1/10	Young
82			70	3rd	3/1	Young
83	9/15/91	at Minnesota Vikings	15	1st	1/10	Young
84			21	4th	1/10	Young
85	9/22/91	LOS ANGELES RAMS	62	4th	3/3	Young
86	10/13/91	ATLANTA FALCONS	57	3rd	3/10	Young
87	10/20/91	DETROIT LIONS	2	3rd	1/Goal	Young
88	12/1/91	NEW ORLEANS SAINTS	47	4th	1/10	Bono
89	12/8/91	at Seattle Seahawks	9	3rd	2/7	Bono
90	12/14/91	KANSAS CITY CHIEFS	1	1st	1/Goal	Bono
91			20	3rd	3/8	Bono
92	12/23/91	CHICAGO BEARS	3	2nd	2/Goal	Young
93			69	2nd	1/10	Young
94	9/20/92	at New York Jets	5	1st	2/Goal	Young
95	10/11/92	at New England Patriots	32	2nd	1/10	Young
96	10/18/92	ATLANTA FALCONS	80	1st	1/10	Young
97			40	2nd	2/10	Young
98	11/9/92	at Atlanta Falcons	19	4th	2/8	Young



## Rice's Statistics (Continued)

NO	DATE	OPPONENT	YDS	QTR	DWN/YDS	PASSER
99	11/22/92	at Los Angeles Rams	42	4th	2/8	Young
100	11/29/92	PHILADELPHIA EAGLES	22	1st	2/7	Young
101	12/6/92	MIAMI DOLPHINS	12	4th	3/12	Young
102	12/19/92	TAMPA BAY BUCCANEERS	32	3rd	1/10	Young
103			30	4th	1/10	Young
104	9/5/93	at Pittsburgh Steelers	5	1st	3/5	Young
105			6	2nd	2/6	Young
106	10/3/93	MINNESOTA VIKINGS	39	1st	3/5	Young
107	10/24/93	PHOENIX CARDINALS	8	2nd	2/Goal	Young
108			7	4th	3/4	Young
109	11/14/93	at Tampa Bay Buccaneers	12	1st	1/10	Young
110			51	2nd	2/3	Young
111			9	2nd	2/4	Young
112			26	3rd	2/10	Young
113	11/22/93	NEW ORLEANS SAINTS	11	2nd	2/8	Young
114			14	3rd	2/6	Young
115	11/28/93	at Los Angeles Rams	39	2nd	2/24	Young
116			7	4th	3/7	Young
117	12/19/93	at Detroit Lions	80	2nd	1/10	Young
118	1/3/94	PHILADELPHIA EAGLES	3	2nd	1/Goal	Young
119	9/5/94	LOS ANGELES RAIDERS	69	1st	1/10	Young
120			38	4th	1/10	Young
121	9/18/94	at Los Angeles Rams	1	4th	1/Goal	Young
122	9/25/94	NEW ORLEANS SAINTS	28	2nd	3/5	Young
123			6	3rd	3/Goal	Young
124	10/16/94	at Atlanta Falcons	1	2nd	4/Goal	Young
125	11/13/94	DALLAS COWBOYS	57	3rd	1/10	Young
126	11/20/94	LOS ANGELES RAMS	7	1st	2/Goal	Young
127			6	2nd	2/Goal	Young
128			18	4th	2/6	Young
129	12/4/94	ATLANTA FALCONS	9	4th	1/Goal	Young
130	12/17/94	DENVER BRONCOS	23	1st	1/10	Young
131	12/26/94	at Minnesota Vikings	6	2nd	3/6	Young
132	9/3/95	at New Orleans Saints	50	2nd	2/8	Young
133	9/10/95	ATLANTA FALCONS	18	1st	1/10	Young
134			29	4th	4/1	Young
135	9/17/95	NEW ENGLAND PATRIOTS	21	2nd	2/3	Young
136			16	3rd	2/5	Young
137	10/1/95	NEW YORK GIANTS	16	2nd	3/4	Young
138	10/15/95	at Indianapolis Colts	5	2nd	3/Goal	Young
139	10/22/95	at St. Louis Rams	4	2nd	2/Goal	Grbac
140	11/12/95	at Dallas Cowboys	81	1st	2/7	Grbac
141	11/20/95	at Miami Dolphins	47	2nd	2/7	Grbac
142			46	3rd	1/10	Grbac
143	11/26/95	ST. LOUIS RAMS	2	3rd	1/Goal	Young
144	12/18/95	MINNESOTA VIKINGS	8	1st	3/Goal	Young
145			46	1st	1/10	Young
146			31	2nd	3/20	Young
147	9/29/96	ATLANTA FALCONS	24	2nd	2/1	Kirby
148	10/6/96	at St. Louis Rams	31	4th	3/10	Grbac
149	10/14/96	at Green Bay Packers	7	2nd	3/7	Grbac
150			13	2nd	2/5	Grbac
151	11/3/96	at New Orleans Saints	36	2nd	1/10	Young
152	11/17/96	BALTIMORE RAVENS	34	2nd	1/10	Grbac
153	12/8/96	CAROLINA PANTHERS	5	4th	2/5	Young
154	12/15/96	at Pittsburgh Steelers	4	1st	2/4	Young
155	12/15/97	DENVER BRONCOS	14	2nd	2/6	Young

**Rice's Statistics (Continued)**

NO	DATE	OPPONENT	YDS	QTR	DWN/YDS	PASSER
156	9/6/98	NEW YORK JETS	14	3rd	4/1	Young
157	9/27/98	ATLANTA FALCONS	66	1st	1/10	Young
158			26	2nd	1/10	Young
159	10/25/98	at St. Louis Rams	12	1st	1/10	Young
160	11/1/98	at Green Bay Packers	12	1st	2/7	Young
161	11/15/98	at Atlanta Falcons	65	4th	2/5	Young
162	11/22/98	NEW ORLEANS SAINTS	8	3rd	3/8	Young
163	12/20/98	at New England Patriots	75	2nd	2/9	Young
164	12/27/98	ST. LOUIS RAMS	4	2nd	1/4	Young
165	9/27/99	at Arizona Cardinals	13	1st	3/8	Young
166	10/17/99	CAROLINA PANTHERS	11	4th	2/10	Garcia
167	12/5/99	at Cincinnati Bengals	7	3rd	2/7	Garcia
168			55	3rd	1/10	Garcia
169	12/18/99	at Carolina Panthers	48	1st	1/10	Garcia

**JERRY RICE—TOUCHDOWN CHRONOLOGY**

(RUSHING)						
NO	DATE	OPPONENT	YDS	QTR	DWN/YDS	
1	12/22/85	DALLAS COWBOYS	15	3rd	3/3	
2	12/1/86	NEW YORK GIANTS	1	2nd	3/Goal	
3	12/20/87	ATLANTA FALCONS	5	2nd	3/4	
4	10/2/88	DETROIT LIONS	11	2nd	3/4	
5	10/18/92	ATLANTA FALCONS	26	3rd	2/10	
6	9/19/93	ATLANTA FALCONS	43	4th	1/10	
7	9/5/94	LOS ANGELES RAIDERS	23	4th	1/10	
8	11/6/94	at Washington Redskins	28	4th	1/10	
9	10/22/95	at St. Louis Rams	20	3rd	1/10	
10	9/1/96	NEW ORLEANS SAINTS	2	1st	1/2	
(Fumble Returns)						
1.	12/24/95	at Atlanta Falcons	0	1st	1/Goal	

**RICE'S REGULAR SEASON NFL RECORDS**

(As Listed in 2000 Record and Fact Book)

Most Receptions, Career	1,206
Most Receiving Yards, Career	18,442
Most Receiving Yards, Season	1,848
Most Touchdowns, Career	180
Most Touchdown Receptions, Career	169
Most Touchdown Receptions, Season	22
Most 1,000-yard Receiving Seasons	12
Most 100-yard Receiving Games	66
Most Consecutive Games with Reception	209
Most Consecutive Games with Touchdown	13
Most Seasons with 50 Receptions	13
Most Seasons with 100 Receptions	4

**RICE'S POSTSEASON RECORDS**

Most Receptions, Career	124
Most Receiving Yards, Career	1,811
Most 100-yard Receiving Games	7
Most Touchdown Receptions, Career	19
*Consecutive 100-yard Receiving Games	3
Consecutive Games with Reception	23

\*Shared with Tom Fears



## RICE'S SUPER BOWL RECORDS

Most Receptions, Career	28
*Most Receptions, Game	11
Most Receiving Yards, Career	512
Most Receiving Yards, Game	215
Most Receiving Touchdowns, Career	7
Most Receiving Touchdowns, Game	3
Most Touchdowns, Career	7
**Most Touchdowns, Game	3
Most Points, Career	42
Most Points, Game	18

\*Shared with Dan Ross

\*\*Shared with three others

PLAYERS

WADE

RICHEY

LSU

7



- ◆ Ht: 6-4, Wt: 200, Born: 5-19-76
- ◆ 3rd Year (FA in '98)
- ◆ Games/Starts: 1999-16/0; Career-32/0
- ◆ Signed through 2000

KICKER

**CAREER:** Wade Richey continued clutch kicking in second season with 49ers...Owns second longest streak in 49ers history with 16 straight field goals...Possesses powerful leg strength...Placed 38.8% of kickoffs into end zone...Finished number one in NFC and third in NFL with 17 touchbacks in '99...Led NFL in field goal accuracy (91.3 in 1999).

**ACQUIRED:** Claimed off waivers by 49ers (8-26-98)...Originally signed by Seattle (4-29-98) as rookie free agent but released during preseason.

**1999:** Connected on 21-of-23 (.913) field goals and 30-of-31 (.967) PATs...Led NFL in field goal accuracy...Put together streak of 16 consecutive field goals made, the second longest in team history...Appeared in 16 games and was **TEAM LEADER** with 93 points...Successful on only field goal attempt (42 yards) and recorded touchbacks on both kickoffs at Jacksonville (9-12)...Was perfect on four PATs vs. New Orleans (9-19)...Connected on three PATs and 33-yard field goal and put four-of-five kickoffs in end zone, including three touchbacks, at Arizona (9-27)...Was perfect on three-of-three PATs, nailed only field goal attempt (39) and put three-of-five kickoffs in end zone, vs. Tennessee (10-3)...Connected on both PATs and both field goal attempts (42 & 43) at St. Louis (10-10)...Was perfect on three field goal attempts (38, 34, 40) and both PATs vs. Carolina (10-17)...Connected on all three field goal attempts (22, 31, 26) and only PAT at Minnesota (10-24)...Also put five-of-six kickoffs in end zone at Vikings...Hit both field goal attempts, including **CAREER-LONG** of 52 yards, at New Orleans (11-14)...Connected on only field goal attempt (47) and made three-of-four PATs at Cincinnati (12-5)...Connected on all three PATs and hit one-of-two field goal attempts (23) and assisted on special teams tackle vs. Atlanta (12-12)...Also took over punting duties for Chad Stanley (concussion), averaging 36.5 yards on four punts, including one inside 20 and long of 45 yards, vs. Falcons...Made all three PATs and only field goal (37) at Carolina (12-18)...Connected on both PATs and both field goal attempts (29 & 25) vs. Washington (12-26)...Made all three PATs at Atlanta (1-3).

**1998:** Appeared in 16 regular season games and two postseason games after being claimed from Seattle...**TEAM LEADER** in scoring with 103 points...Connected on 49-of-51 (.960) PATs



and 18-of-27 (.667) field goals during rookie season...Ranked second in NFC and third in NFL with 27 touchbacks...Was perfect six-of-six PATs and made only field goal attempt (22) at Washington (9-14)...Connected on three-of-four field goal attempts, including 43-yard effort, and put five kickoffs into end zone at New Orleans (10-11)...Connected on two-of-three field goals, including 24-yard game-winning kick with five seconds left, vs. Indianapolis (10-18)...Hit four-of-four PATs and put all five kickoffs into end zone at St. Louis (10-25)...Hit season-high 46-yard field goal for second game-winning kick of year, vs. Carolina (11-8)...Made two-of-two field goals and put five kickoffs into end zone at Atlanta (11-15)...Nailed 45-yard field goal vs. New Orleans (11-22)...Connected on only field goal attempt of day at Carolina (12-6)...23-yard effort was third game-winning kick of season and second against Panthers...Connected on five-of-five PATs vs. Detroit (12-14)...Closed regular season making three-of-three field goals vs. St. Louis (12-27)...Was perfect vs. Green Bay (1-3) in NFC Wild Card Game...Connected on three-of-three field goals, including **POSTSEASON CAREER-HIGH** and **POSTSEASON TEAM RECORD** 48-yard effort...Kick broke Mike Cofer's 47-yard mark set 1-12-91...Named **NFC SPECIAL TEAMS PLAYER-OF-THE-WEEK** for performance vs. Packers...Connected on only field goal attempt (36) at Atlanta (1-9) in NFC Divisional Playoff Game.

**COLLEGE:** Four-year performer at Louisiana State...Was 33-of-34 on PATs and 3-of-10 on field goals senior season...Finished career converting 77-of-79 on PATs overall and 8-of-25 field goals...Hit career-long field goal of 54 yards against Kentucky, longest field goal in LSU history...Earned degree in engineering/construction.

**PERSONAL:** Born Wade Edward Richey (5-19-76) in Lafayette, LA...Prepped at Carencro High School...Earned All-America honors by *Parade* and *USA Today* and first-team All-State Class 5A as senior...Married (Felicia)...Resides in Lafayette, LA.

## Did You Know...

While in high school Richey shaved the hair on his right big toe because he thought "it would make my foot that much lighter," he says.

## RICHEY'S NFL STATISTICS

YEAR	G	PAT	PAT ATT	FG	FG ATT	LONG	POINTS
1998	16	49	51	18	27	46	103
1999	16	30	31	21	23	52	93
<b>Career</b>	<b>32</b>	<b>79</b>	<b>82</b>	<b>39</b>	<b>50</b>	<b>52</b>	<b>196</b>

**OTHER STATS: SPECIAL TEAMS TACKLES** - 1998 (3), 1999 (1)

## RICHEY'S CAREER HIGHS

**PATS** - 6 at Washington (10-11-98)  
**PAT ATT** - 6 at Washington (10-11-98)  
**FGS** - 3 (several times) Last: at Minnesota (10-24-99)  
**FG ATT** - 4 at New Orleans (10-11-98)  
**LONG FG** - 52 at New Orleans (11-14-99)  
**POINTS** - 12 vs. St. Louis (12-27-98)



# LANCE SCHULTERS

HOFSTRA

30



- ♦ Ht: 6-2, Wt: 200, Born: 5-27-75
- ♦ 3rd Year (D-4 in '98)
- ♦ Games/Starts: 1999-13/13; Career-28/13
- ♦ Signed through 2000

SAFETY

**CAREER:** Now in third year, Lance Schulters is coming off first **PRO BOWL** appearance...Has developed reputation as tough, physical safety with big-play ability...Excellent in run support and improving pass defender...Finished third in NFC with **CAREER-HIGH** six interceptions...**NFC LEADER** and fifth in NFL with 127 return yards...One of three Hofstra alumni on 49ers roster.

**ACQUIRED:** Drafted by 49ers in fourth round (No. 119 overall) of 1998 NFL Draft.

**1999:** Played and started in 13 games...Set **CAREER-HIGHS** in every category...Selected to first **PRO BOWL**...Recorded 10-or-more tackles twice...Made first NFL start and recorded seven tackles (six solo) and one pass defended at Jacksonville (9-12)...Had nine tackles (five solo) and **CAREER-HIGH** two passes defended vs. New Orleans (9-19)...Recorded first career interception and returned 64 yards for game-winning touchdown with 1:31 remaining vs. Saints...First 49ers interception return for touchdown since Merton Hanks (vs. Denver, 12-15-97)...Recorded seven tackles (four solo) and one interception at St. Louis (10-10)...Registered **CAREER-HIGH** 10 tackles (eight solo), including one for loss, and one interception vs. Carolina (10-17)...Posted five tackles (four solo) and one interception before leaving game with high ankle sprain at Minnesota (10-24)...Became first player since Merton Hanks (12-6-98 to 12-20-98) to have interception in three consecutive games with interception at Vikings...Inactive Weeks 8 & 9 due to high ankle sprain...Recorded five tackles and one interception before re-injuring ankle vs. St. Louis (11-21)...Posted seven tackles (six solo) and two quarterback pressures at Cincinnati (12-5)...Tied **CAREER-HIGH** with 10 tackles at Carolina (12-18)...Inactive at Atlanta (1-3) due to left ankle injury and back spasms.

**1998:** Played in 15 games and finished with 25 tackles as backup strong safety...Also tied for **TEAM-LEAD** (Jeff Posey) with 17 tackles on special teams...Posted 19 tackles on defense during last three games of regular season...Inactive vs. Atlanta (9-27) due to left quad injury...Made two solo tackles on defense and two more on special teams against Carolina (11-8)...Registered season-high seven tackles and two more on special teams against Detroit (12-14)...Filled in for injured Tim McDonald (ribs) and recorded seven tackles, including season-high five solo, and one quarterback pressure at New England (12-20)...Posted five tackles in regular season finale vs. St. Louis (12-27)...Played on special teams in both postseason games.

**COLLEGE:** Was first-team All-America selection by Walter Camp Foundation and Sports Network and second-team by *Associated Press* after recording team-high 145 tackles (106 solo), four interceptions and eight pass deflections as senior...Was second in Buck Buchanan Award, given to top I-AA defensive player...Was first-team All-Independent I-AA and third team All-America selection by *Football Gazette* as junior...Sociology major...Transferred to Hofstra after starting two years at Nassau Community College in Garden City, NY.

**PERSONAL:** Born Lance A. Schulters (5-27-75) in Guyana...Prepped at Canarsie High in Brooklyn, NY...Team MVP as senior...Played defensive back, running back, wide receiver and backup quarterback...Earned first-team all-conference honors as senior...Scored four touchdowns, including 60-yard interception return and 97-yard run against Curtis High...Has three brothers and one sister...Brother, Duane, was starting running back at Pitt (1996-97)...First Hofstra player to be drafted since DT Tony Garay was selected in eighth round by Los Angeles Rams in 1971...Married (Sherrice)...Couple resides in Brooklyn, NY with daughters Unique (6-29-96) and Kayanna (2-1-93).



## Did You Know...

This offseason Schulters re-enrolled at Hofstra University in Long Island, NY to work towards his undergraduate degree in sociology. Schulters, who was born in Guyana, moved to Brooklyn when he was nine.

## SCHULTERS' NFL STATISTICS

YEAR	G/S	TACKLES				PASS								
		TOT	SOLOS	AST	SACKS	YDS	DEF	INT	YDS	TD	FC	FR	YDS	TD
1998	15/0	25	14	11	0	0	0	0	0	0	0	0	0	0
1999	13/13	80	58	22	0	0	9	6	127	1	0	0	0	0
Career	28/13	105	72	33	0	0	9	6	127	1	0	0	0	0
Postseason														
1998	2/0	0	0	0	0	0	0	0	0	0	0	0	0	0
Career	2/0	0	0	0	0	0	0	0	0	0	0	0	0	0

**OTHER STATS: (REGULAR SEASON) SPECIAL TEAMS TACKLES - 1998 (17), 1999 (2)**

## SCHULTERS' CAREER HIGHS

**TOTAL TACKLES - 10** (two times) Last: at Carolina (12-18-99)

**SOLO - 8** vs. Carolina (10-17-99)

**ASSISTS - 6** at Carolina (12-18-99)

**INTERCEPTIONS - 1** (several times) Last: vs. St. Louis (11-21-99)

**INTERCEPTION RETURN YARDS - 64** vs. New Orleans (9-19-99)

**LONG INTERCEPTION RETURN - 64t** vs. New Orleans (9-19-99)

**INTERCEPTIONS RETURNED FOR TD - 1** vs. New Orleans (9-19-99)

**PASSES DEFENSED - 2** (two times) Last: at Cincinnati (12-5-99)

## THREE TIMES A LEADER

Only three teams in NFL history have led the league in rushing for three-or-more consecutive years. Detroit led from 1936-38, Chicago did it from 1939-42 and again 1983-86 and the 49ers paced the league from 1952-54.

## ALWAYS REGULATION

The 49ers and Rams have faced each other 101 times entering the 2000 season. They have never gone into overtime.



# CHAD STANLEY

STEPHEN F. AUSTIN

4



- ♦ Ht: 6-3, Wt: 205, Born: 1-29-76
- ♦ 2nd Year (FA in '99)
- ♦ Games/Starts: 1999-16/0; Career-16/0
- ♦ Signed through 2000

**PUNTER**

**CAREER:** Chad Stanley joined 49ers in 1999 as rookie free agent and displayed skills that enabled him to lead nation in punting yardage as senior in college...Chad's powerful and accurate leg led to 20 punts downed inside 20-yardline...Boomed long punt of 70 yards, longest by 49ers since Jim Miller's 80-yard kick in 1982.

**ACQUIRED:** Signed by 49ers as undrafted free agent (4-23-99).

**1999:** Averaged 46.5 yards on eight punts, including **CAREER-LONG** of 70 yards at Jacksonville (9-12)...Averaged 45.3 yards on seven punts, including three inside 20, at Arizona (9-27)...Punted five times for 36.8 yard average, including four inside 20, vs. Carolina (10-17)...Punted three times for 45-yard average, including one inside 20, vs. Pittsburgh (11-7)...Averaged 36.3 yards on six punts, including three inside 20, vs. Green Bay (11-29)...Punted twice averaging 44 yards vs. Atlanta (12-26)...Replaced by Wade Richey after suffering concussion suffered in third quarter vs. Falcons...Punted four times, averaging 39.8 yards, at Atlanta (1-3).

**COLLEGE:** Earned first-team All-America honors as senior...Led nation with 46.6-yard average...Earned first-team All-Southland Conference honors...Member of *American Football Coaches Association* Good Works team...Earned third-team All-America honors as junior...Averaged 44.7 yards per punt...Named first-team All-Southland Conference...Played in all 11 games as sophomore and averaged 38.5 yards per kick...Set school record with 79-yard punt against Northwestern State...Attended Kilgore junior college as freshman...Earned degree in kinesiology.

**PERSONAL:** Born Benjamin Chadwick Stanley (1-29-76) in Ore City, TX...Earned All-District honors as punter at Ore City High...Also lettered in baseball, basketball and track...Married (Jennifer)... Couple resides in Ore City, TX.

## Did You Know...

Stanley was recently married (May 6, 2000) to the former Jennifer Bates. The couple spent their honeymoon in Fiji.

## STANLEY'S NFL STATISTICS

YEAR	G/S	PUNTS	YDS	AVG	NET	TB	IN-20	LONG	BK
1999	16/0	69	2,737	39.7	30.7	9	20	70	2
Career	16/0	69	2,737	39.7	30.7	9	20	70	2

## STANLEY'S CAREER HIGHS

**PUNTS** - 8 at Jacksonville (9-12-99)  
**PUNTING YARDS** - 372 at Jacksonville (9-12-99)  
**AVERAGE** - 46.5 at Jacksonville (9-12-99)  
**LONG PUNT** - 70 at Jacksonville (9-12-99)  
**INSIDE-20** - 3 vs. Green Bay (11-29-99)



J.J.

STOKES

UCLA

83



- ♦ Ht: 6-4, Wt: 217, Born: 10-6-72
- ♦ 6th Year (D-1 in '95)
- ♦ Games/Starts: 1999-16/4; Career-66/38
- ♦ Signed through 2005

WIDE RECEIVER

PLAYERS

**CAREER:** During five years in NFL, J.J. Stokes has matured into tough and reliable receiver...With Jerry Rice sidelined for most of 1997 season, Stokes developed into pass receiving threat 49ers hoped he would be when they selected him in first-round of 1995 NFL draft...Increasing his output late in season, Stokes averaged over 14 yards per catch in last five games he caught pass in '99...Became first

49ers receiver selected in the first round of NFL Draft since Jerry Rice in 1985...Outstanding size, strength and vision make him weapon after catch.

**ACQUIRED:** Selected by 49ers in first round (No. 10 overall) in 1995 NFL Draft...Re-signed as unrestricted free agent in 1999.

**1999:** Played in 16 games and made four starts...Finished fourth on team with 34 receptions for 429 yards and three touchdowns...Was third on team with 6.1 yards after catch...Recorded four receptions for 54 yards with long of 19 at St. Louis (10-10)...Started in place of injured Terrell Owens (ankle) and caught three passes for 53 yards, including 35-yard catch and run in first quarter, vs. Carolina (10-17)...Started and had two receptions for 27 yards at Minnesota (10-24)...Recorded four receptions for 35 yards at New Orleans (11-14)...Had four receptions for 38 yards, including bruising 11-yard catch-and-run touchdown in fourth quarter, at Cincinnati (12-5)...Had two catches for 31 yards, including five-yard touchdown, vs. Washington (12-26)...Caught five passes for **CAREER-HIGH** 130 yards, including **CAREER-LONG** 43-yard touchdown, at Atlanta (1-3)...Also caught **CAREER-LONG** 47-yard pass and scored on two-point conversion at Falcons.

**1998:** Played in 16 games and started 11...Finished with 63 receptions for 770 yards and eight touchdowns, all **CAREER-HIGHS**...Was third on team in receptions, yards and touchdown receptions...Posted **CAREER-HIGH** two 100-yard receiving and two multiple-touchdown games...Led or tied for **TEAM-HIGH** in receptions and receiving yards five times...Opened season with seven receptions for 111 yards and two touchdowns against N.Y. Jets (9-6)...Hauled in 31-yard leaping touchdown in final minute to give 49ers 30-27 lead against Jets...Had five receptions for 77 yards and one touchdown at Buffalo (10-4)...Registered **CAREER-HIGH** nine receptions for 110 yards and one touchdown against Indianapolis (10-18)...Caught five passes for 61 yards and one touchdown vs. Carolina (11-8)...Recorded six receptions for 72 yards against New Orleans (11-22)...Had four catches for 53 yards and tied **CAREER-HIGH** with two touchdowns at Carolina (12-6)...Played in two postseason games and finished with 10 receptions for 134 yards...Registered team-high five receptions for 58 yards in NFC Wild Card Game against Green Bay (1-3)...Caught five passes for team-high 76 yards in NFC Divisional Playoff Game at Atlanta (1-9).

**1997:** Started 16 games and posted 58 receptions for 733 yards and four touchdowns...**POST-SEASON TEAM LEADER** with 15 receptions for 188 yards...**TEAM LEADER** in receptions four times and receiving yards twice...Registered three receptions for 35 yards and one touchdown at St. Louis (9-7), splitting two Rams defenders for leaping 25-yard touchdown...Averaged season-high 25.7 yards per catch with three receptions for 77 yards and one touchdown against Atlanta (9-21)...Made five receptions for 57 yards and one touchdown at New Orleans (10-26)...Registered three receptions for 21 yards and one touchdown against hometown team San Diego (11-23)...Recorded season-high with six receptions for 87 yards against Minnesota (12-7)...Became sixth player in **TEAM HISTORY** to have 100 yards receiving in postseason game...Caught nine passes for 101 yards in NFC Divisional Playoff Game against Minnesota (1-3)...Joined Jerry Rice (seven), Dwight Clark (three), Brent Jones (two), Freddie Solomon (two) and Billy Wilson (one) in century club (Terrell Owens did it following week)...Tied for team lead with six receptions for 87 yards in NFC Championship Game against Green Bay (1-11).



**1996:** Played and started six games before suffering season-ending wrist injury in Week 7...Placed on Injured Reserve (10-26) with dislocated right wrist suffered in practice (10-17)...Finished with 18 receptions for 249 yards...Inactive vs. Cincinnati (10-20)...Recorded season-high seven receptions for 88 yards, including long of 40, vs. Atlanta (9-29)...Made four receptions for 47 yards at Carolina (9-22)...Caught three passes for 62 yards vs. St. Louis (9-8)...Had four receptions for 52 yards vs. New Orleans (9-1).

**1995:** Broke right hand midway through training camp and missed first four games of season...Saw only limited duty in several other games due to large cast on hand...Played in 12 games, finishing with 38 receptions for 517 yards and four touchdowns...Ranked third among rookie receivers in team history, trailing only Gene Washington (51 receptions, 711 yards, three touchdowns in 1969) and Jerry Rice (49 receptions, 927 yards, three touchdowns in 1985)...Made 35 receptions over final eight games...Made NFL debut and caught first pass of career for 14-yard gain vs. N.Y. Giants (10-1)...Had 20-yard reception at Indianapolis (10-15)...Big game at Miami (11-20) with five receptions for 75 yards...Scored first two NFL touchdowns vs. St. Louis (11-26)...Finished with five receptions for 65 yards, including scores from 16 and 18 yards, against Rams...Made first-career NFL start in place of injured John Taylor (right hip) and had four catches for 44 yards vs. Buffalo (12-3)...Posted three receptions for 52 yards and one touchdown at Carolina (12-10)...Recorded then career-high eight receptions for 73 yards at Minnesota (12-18)...Registered first career 100-yard game with five catches for 106 yards, including 41-yard touchdown pass from Jerry Rice, at Atlanta (12-24)...Made three receptions for 24 yards in NFC Divisional Playoff Game vs. Green Bay (1-6).

**COLLEGE:** Completed four-year career as UCLA's all-time leading receiver with 154 receptions for 2,469 yards and 28 touchdowns...Slowed by thigh contusion as senior...First-team All-America with 82 catches for 1,184 yards and 17 touchdowns as junior...Finished sixth in nation with 9.27 scoring average per game...Averaged touchdown every 4.8 times handled football in 1993...Earned third-team All-America honors as sophomore...Graduated from UCLA with bachelor's degree in sociology.

**PERSONAL:** Full name is Jerel Jamal Stokes...Born (10-6-72) in San Diego, CA...Lettered in football, basketball and track at Pt. Loma High in San Diego...First-team all-state and honorable mention All-America at wide receiver and defensive back as senior...Earned second-team All-CIF honors while averaging 22.0 points and 4.0 assists as senior point guard...Set single-game school record with 41 points in final year...Received all-league honors in 110-meter hurdles and high jump...Oldest brother, Darryl, was standout football player at Long Beach State and played for Chicago Blitz of USFL...Other brother, John, is chef at Mandalay Bay, upscale restaurant in Las Vegas...Single...Resides in Redwood City, CA.

## Did You Know...

One of J.J.'s favorite cars to drive is his 1967 Ford Mustang, which is the first car he ever had. The car was a hand-me-down from his older brother Darryl, who had gotten it from the original owner...Their father.



## STOKES' NFL STATISTICS

YEAR	G/S	REC	YDS	AVG	TD	LONG
1995	12/1	38	517	13.6	4	41t
1996	6/6	18	249	13.8	0	40
1997	16/16	58	733	12.6	4	36
1998	16/11	63	770	12.2	8	33t
1999	16/4	34	429	12.6	3	47
<b>Career</b>	<b>66/38</b>	<b>211</b>	<b>2,698</b>	<b>12.9</b>	<b>19</b>	<b>47</b>
Postseason						
1995	1/0	3	34	11.3	0	18
1996			Injured Reserve			
1997	2/2	15	188	12.5	0	43
1998	2/0	10	134	13.4	0	33
<b>Career</b>	<b>5/2</b>	<b>28</b>	<b>356</b>	<b>12.7</b>	<b>0</b>	<b>43</b>

## STOKES' CAREER HIGHS

**RECEPTIONS** - 9 vs. Indianapolis (11-18-98)

**YARDS** - 130 at Atlanta (1-3-00)

**TD RECEPTIONS** - 2 (three times) Last: at Carolina (12-6-98)

**LONG RECEPTION** - 47 at Atlanta (1-3-00)

**STOKES' 100-YARD RECEIVING GAMES: (4) - 130** (at Atlanta - 1-3-00), **111** (vs. N.Y. Jets - 9-6-98), **110** (vs. Indianapolis - 11-18-98), **106** (at Atlanta - 12-24-95)

**STOKES' POSTSEASON 100-YARD RECEIVING GAMES: (1) - 101** (vs. Minnesota - 1-3-98)

## STOKES' 1999 GAME-BY-GAME STATISTICS

DATE	OPPONENT	NO	YDS	AVG	LONG	TDS
9-12	at Jacksonville	1	5	5.0	5	0
9-19	vs. New Orleans	2	12	6.0	7	0
9-27	at Arizona	2	4	2.0	5	0
10-3	vs. Tennessee	1	12	12.0	12	0
10-10	at St. Louis	4	54	13.5	19	0
10-17	vs. Carolina	3	53	17.7	35	0
10-24	at Minnesota	2	27	13.5	14	0
10-31	Bye					
11-7	vs. Pittsburgh	1	11	11.0	11	0
11-14	at New Orleans	4	35	8.8	16	0
11-21	vs. St. Louis	1	7	7.0	7	0
11-29	vs. Green Bay	1	5	5.0	5	0
12-5	at Cincinnati	4	38	9.5	12	1
12-12	vs. Atlanta	0	0	0.0	0	0
12-18	at Carolina	1	5	5.0	5	0
12-26	vs. Washington	2	31	15.5	26	1
1-3	at Atlanta	5	130	26.0	47	1



## STOKES' 1998 GAME-BY-GAME STATISTICS

DATE	OPPONENT	NO	YDS	AVG	LONG	TDS
9-6	vs. N.Y. Jets	7	111	15.9	31t	2
9-14	at Washington	4	52	13.0	21	0
9-20	Bye					
9-27	vs. Atlanta	3	21	7.0	12	1
10-4	at Buffalo	5	77	15.4	21t	1
10-11	at New Orleans	3	27	9.0	10	0
10-18	vs. Indianapolis	9	110	12.2	22	1
10-25	at St. Louis	0	0	0.0	0	0
11-1	at Green Bay	5	39	7.8	10	0
11-8	vs. Carolina	5	61	12.2	29t	1
11-15	at Atlanta	1	10	10.0	10	0
11-22	vs. New Orleans	6	72	12.0	19	0
11-30	vs. N.Y. Giants	3	38	12.7	15	0
12-6	at Carolina	4	53	13.3	33t	2
12-14	vs. Detroit	2	29	14.5	18	0
12-20	at New England	4	59	14.8	22	0
12-27	vs. St. Louis	2	11	5.5	9	0
Postseason						
1-3	vs. Green Bay	5	58	11.6	20	0
1-9	at Atlanta	5	76	15.2	33	0

## PLAYERS

TAI  
STREETS

MICHIGAN

89



- ♦ Ht: 6-2, Wt: 189, Born: 4-20-77
- ♦ 2nd Year (D-6 in '99)
- ♦ Games/Starts: 1999-2/0; Career-2/0
- ♦ Signed through 2004

WIDE RECEIVER

**CAREER:** Physically gifted wide receiver with soft hands...Averaged touchdown every 7.6 receptions during college career...Possesses great size and speed...Downfield threat after catch...While in college, developed reputation as excellent blocker...Clocked 4.55 40-yard dash before Achilles injury...Also played basketball at Michigan.

**ACQUIRED:** Selected by 49ers in sixth round (No. 171 overall) of 1999 NFL Draft.

**1999:** Opened season on Reserve/Non-Football Injury list with torn right Achilles...Activated to 53-man roster (11-30) from Reserve/Non-Football injury list...Inactive Weeks 13-15 due to right Achilles injury...Played from scrimmage and on special teams in first NFL game vs. Washington (12-26)...Caught two passes for 25 yards at Atlanta (1-3).

**COLLEGE:** All-Big Ten second-team selection as senior...Finished with 67 receptions for 1,035 yards and 11 touchdowns...Recipient of Bo Schembeckler Award for team MVP as senior...Recipient of school's Athletic Academic Achievement Award as junior...Finished with 28 receptions for 476 yards...Had four receptions for 127 yards and two touchdowns vs. Washington State for National Championship in Rose Bowl.

**PERSONAL:** Born Tai Streets (4-20-77)...Prepped at Thornton Township (IL) High...Blue Chip All-America and All-State selection as senior...Caught 40 passes for 879 yards and 12 touchdowns as senior...Also All-State selection in basketball and track...Won state long jump title with 23'7" jump as senior...Majored in sports management & communications while at Michigan...Single...Resides in Matteson, IL.



## Did You Know...

Streets was a member of the Michigan Wolverines basketball team during the 1996-97 season. He played in a limited reserve role, but saw action in 13 games, went 0-for-1 from the field, scored four points, grabbed seven rebounds, blocked one shot and had one assist. That season the Wolverines finished 24-11 overall and were NIT Champions.

## STREETS' NFL STATISTICS

YEAR	G/S	REC	YDS	AVG	TD	LONG
1999	2/0	2	25	12.5	0	14
<b>Career</b>	<b>2/0</b>	<b>2</b>	<b>25</b>	<b>12.5</b>	<b>0</b>	<b>14</b>

## STREETS' CAREER HIGHS

**RECEPTIONS** - 2 at Atlanta (1-3-00)

**YARDS** - 25 at Atlanta (1-3-00)

**LONG RECEPTION** - 14 at Atlanta (1-3-00)

## WINFRED TUBBS

TEXAS

55

LINEBACKER



- ♦ Ht: 6-4, Wt: 254, Born: 9-24-70
- ♦ 7th Year (FA in '98)
- ♦ Games/Starts: 1999-16/15; Career-84/72
- ♦ Signed through 2002

**CAREER:** With combination of size, speed and athleticism, Winfred Tubbs has developed into one of league's top inside linebackers...Selected to first career **PRO BOWL** in 1998...Tubbs has registered more than 100 tackles in four consecutive seasons and has averaged more than 122 tackles per year for last four years...Played first four seasons with Saints before joining 49ers in 1998...Established New Orleans

Saints single-season record with 160 tackles in 1997...Received **ALL-ROOKIE TEAM** honors by *Football News* in 1994.

**ACQUIRED:** Signed by 49ers as unrestricted free agent (2-17-98)...Originally drafted in third round (79th overall) by New Orleans in 1994 NFL Draft.

**1999:** (With San Francisco) Played in 16 games, starting 15 at inside linebacker...Finished second on team with 107 tackles...Added two sacks, two passes defended and one interception...**TEAM LEADER** with three forced fumbles...Had 10-or-more tackles twice...Led team with eight tackles and one pass defended at Jacksonville (9-12)...Recorded six tackles against New Orleans (9-19)...Posted seven tackles (all solo) and returned interception eight yards late in fourth quarter which led to touchdown in win vs. Tennessee (10-3)...Recorded eight tackles (seven solo) at St. Louis (10-10)...Had team-high 12 tackles (nine solo) and season-high two tackles for loss vs. Carolina (10-17)...Posted five tackles and shared sack (Lee Woodall) for 4.5 yards vs. Pittsburgh (11-7)...Recorded team-high 10 tackles (five solo) and one tackle for loss at New Orleans (11-14)...Tallied five tackles, one sack (10 yards) and forced fumble vs. St. Louis (11-



21)...Led team with nine tackles (seven solo) and shared sack (Junior Bryant) for seven yards vs. Green Bay (11-29)...Recorded eight tackles, including one for loss, one pass defended and one forced fumble at Cincinnati (12-5)...Recorded seven tackles and one quarterback pressure at Carolina (12-18)...Tallied six tackles and one forced fumble vs. Washington (12-26)...Led team with eight tackles (seven solo) at Atlanta (1-3).

**1998:** (With San Francisco) Played in 16 games and started 15 at inside linebacker...Finished third on team with 112 tackles...Added one sack, five tackles for loss, three passes defended, two forced fumbles and one interception...Had 10-or-more tackles three times...Selected to first career **PRO BOWL**...Registered seven tackles, one interception and one pass defended at Washington (9-14)...Recorded first double-digit tackle game of season with 10 stops at Buffalo (10-4)...Posted eight tackles, including one tackle for loss, and shared sack at New Orleans (10-11)...Made seven tackles, including key stop late in fourth quarter, in come-from-behind win over Indianapolis (10-18)...Registered 11 tackles (seven solo) at Atlanta (11-15)...Recorded six tackles and two forced fumbles against New Orleans (11-22)...Posted nine tackles and recovered fumble at goal line in overtime win at Carolina (12-6)...Tallied season-high 14 tackles at New England (12-20)...Played less than one quarter before tearing pectoral muscle against St. Louis (12-27)...Missed NFC Wild Card Game vs. Green Bay (1-3) due to torn pectoral muscle...Returned to starting lineup for NFC Divisional Playoff Game and recorded game-high 10 tackles at Atlanta (1-11).

**1997:** (With New Orleans) Started 16 games at middle linebacker and established **TEAM RECORD** with 160 tackles (116 solo)...Also added **CAREER-HIGH** 2.5 sacks, two interceptions, nine passes defended, two fumble recoveries, two forced fumbles and four special teams tackles...Had 10-or-more tackles seven times...Posted 15 tackles (12 solo), one interception and two passes defended against San Diego (9-7)...Collected 13 tackles (seven solo) against Atlanta (10-12)...Had season-high 16 tackles (nine solo) and one special teams stop vs. Carolina (10-19)...Recorded 12 tackles (nine solo), two passes defended and one special teams stop vs. San Francisco (10-26)...Best game all-around came against Seattle (11-16), posting eight tackles (seven solo), two passes defended, one fumble recovery and one interception for 15 yards...Had nine tackles and one forced fumble at Atlanta (11-23)...Posted 10 tackles at Carolina (11-30)...Registered 12 tackles (six solo) and one sack vs. St. Louis (12-7)...Compiled 12 tackles (11 solo) and one sack at Kansas City (12-21).

**1996:** (With New Orleans) Played 16 games and started 13 at middle linebacker...Finished with **TEAM-HIGH** 112 tackles (84 solo), one sack, one interception and one fumble recovery...Led or tied for team lead in tackles eight times...Had 10-or-more tackles three times...Posted team-high 10 tackles against Carolina (9-8)...Registered season-high 12 solo tackles at Cincinnati (9-15)...Recorded team-high 10 solo tackles at Carolina (10-20)...Had six tackles, one interception and two passes defended against Atlanta (12-8)...Registered six tackles and one sack at St. Louis (12-21).

**1995:** (With New Orleans) Played seven games and started six at middle linebacker...Finished with 59 tackles, one sack and one interception...Started season opener against San Francisco (9-3), but suffered calf strain in second quarter...Inactive for next three weeks...Returned to lineup and registered **CAREER-HIGH** 17 tackles (12 solo) against Philadelphia (10-1)...Earned defensive game ball after posting nine tackles, one interception, one forced fumble and one fumble recovery against Miami (10-15)...Recorded team-high 11 tackles and one sack in 11-7 win over San Francisco (10-29)...Missed final five games with knee injury...Placed on Injured Reserve final week of season.

**1994:** (With New Orleans) Began season as reserve outside linebacker but earned starting job Week 8...Played 13 games and started eight, including seven of last nine games...Posted 59 tackles, one interception and one sack...Had five special teams tackles...Named to **ALL-ROOKIE TEAM** by *Football News*...Made first career start against Rams (10-23) and finished with five tackles...Posted nine tackles and one interception against Raiders (11-20)...Matched season-high with nine tackles against San Francisco (11-28)...Registered first career sack against Minnesota (11-6)...Posted eight tackles on defense and two on special teams against Dallas (12-19).

**COLLEGE:** Began career as fullback at Texas before moving to middle linebacker as sophomore...Started as junior and senior and earned first-team All-Southwest Conference honors both seasons...Finished career with 330 tackles, 5.5 sacks and three interceptions...Posted career-high 157 tackles, 3.5 sacks and two interceptions as junior...Played most of senior season with hand cast, but finished with 128 tackles, two sacks and one interception...Graduated with degree in psychology.



**PERSONAL:** Born Winfred O'Neal Tubbs (9-24-70) in Fairfield, TX...Prepped at Fairfield High and earned first-team all-state honors as defensive end...Named third-team Super All-State by Texas Sportswriters Association...Also played fullback and rushed for 1,600 yards and 17 touchdowns as senior...Single...Has daughter, Tenille (9-24-97)...Resides in Plano, TX.

## Did You Know...

Winfred loves African culture and art. His house in Texas is decorated in an African theme, complete with Zebra and Tiger skins, different kinds of African art and statues.

**TUBBS' NFL HONORS:** Pro Bowl - 1998; All-Rookie - 1994

## TUBBS' NFL STATISTICS

YEAR	G/S	TACKLES				PASS								
		TOT	SOLOS	AST	SACKS	YDS	DEF	INT	YDS	TD	FC	FR	YDS	TD
NEW ORLEANS														
1994	13/7	59	46	13	1.0	0	2	1	0	0	0	0	0	0
1995	7/6	59	44	15	1.0	12	1	1	6	0	1	1	0	0
1996	16/13	112	84	28	1.0	1	3	1	11	0	0	1	0	0
1997	16/16	160	116	44	2.5	20	9	2	21	0	2	2	0	0
Totals	52/42	390	290	100	5.5	33	15	5	38	0	3	4	0	0
SAN FRANCISCO														
1998	16/15	112	66	46	1.0	3	3	1	7	0	2	1	0	0
1999	16/15	107	75	32	2.0	21.5	2	1	8	0	3	0	0	0
Totals	32/30	219	141	78	3.0	24.5	5	2	15	0	5	1	0	0
Career	84/72	609	431	178	8.5	57.5	20	7	53	0	8	5	0	0
Postseason														
1998	1/1	10	7	3	0	0	0	0	0	0	0	0	0	0
Career	1/1	10	7	3	0	0	0	0	0	0	0	0	0	0

**OTHER STATS: SPECIAL TEAMS TACKLES** - 1994 (5), 1996 (3), 1997 (1)

## TUBBS' CAREER HIGHS

**TOTAL TACKLES** - 17 vs. Philadelphia (10-1-95)  
**SOLO** - 12 (two times) Last: vs. San Diego (9-7-97)  
**ASSISTS** - 7 (two times) Last: at New England (12-20-98)  
**SACKS** - 1 (several times) Last: vs. St. Louis (11-21)  
**SACK YARDAGE** - 12 vs. St. Louis (9-8-96)  
**PASSES DEFENSED** - 2 (several times) Last: vs. Seattle (11-16-97)  
**FORCED FUMBLES** - 2 vs. New Orleans (11-22-98)  
**FUMBLE RECOVERIES** - 1 (several times) Last: at Carolina (12-6-98)  
**INTERCEPTIONS** - 1 (several times) Last: vs. Tennessee (10-3-99)



JOE

WESLEY

LSU

56



- ♦ Ht: 6-1, Wt: 236, Born: 11-10-76
- ♦ 2nd Year (FA in '99)
- ♦ Games/Starts: 1999-8/0; Career-8/0
- ♦ Signed through 2000

LINEBACKER

**CAREER:** Physical second-year player will add depth at linebacker position...Excellent athlete who has good size and speed...Quick and aggressive...Improving run defender.

**ACQUIRED:** Signed by 49ers as undrafted free agent (4-23-99).

**1999:** Opened season as member of 49ers practice squad...Activated from practice squad (9-15)...Played in eight games, primarily on special teams...Subbed at linebacker and posted one tackle and two solo special teams stops vs. New Orleans (9-19)...Played on special teams Weeks 3-5...Credited with one special teams tackle vs. Carolina (10-17)...Recorded one special teams tackle vs. Pittsburgh (11-7)...Played on special teams at New Orleans (11-14) before leaving game with torn right MCL...Inactive Weeks 11-13...Placed on Injured Reserve (12-8).

**COLLEGE:** Posted team-high 93 tackles as senior...Led team with career-high 105 tackles as junior...Fourth player at LSU to total over 100 tackles in season in last decade...Started every game as junior and senior...Played in all but one game as sophomore while recording 10 tackles...Grabbed only interception of career as freshman and returned it 25 yards for touchdown.

**PERSONAL:** Born Joe Wesley (11-10-76) in Jackson, MS...Graduated from Brookhaven (MS) High...Named second-team All-State...Recorded 84 tackles and one interception as senior...Finishing degree in industrial safety at LSU...Single...Resides in Brookhaven, MS.

## Did You Know...

Joe's father owns a body shop, and every summer since he was six, he would work for his father. He would paint the cars after his father fixed them.

## WESLEY'S NFL STATISTICS

YEAR	G/S	TACKLES				PASS				YDS	TD	FC	FR	YDS	TD
		TOT	SOLOS	AST	SACKS	YDS	DEF	INT	YDS						
1999	8/0	1	0	1	0.0	0	0	0	0	0	0	0	0	0	0
Career	8/0	1	0	1	0.0	0	0	0	0	0	0	0	0	0	0

OTHER STATS: (REGULAR SEASON) SPECIAL TEAMS TACKLES - 1999 (4)



# MATT WILLIG

SOUTHERN CALIFORNIA

77

TACKLE



- ♦ Ht: 6-8, Wt: 315, Born: 1-21-69
- ♦ 7th Year (FA in '98)
- ♦ Games/Starts: 1999-0/0; Career-80/28
- ♦ Signed through 2001

**CAREER:** Massive lineman with exceptional strength...Versatile, Willig has played both left and right tackle and guard during his career...Powerful run blocker and capable pass protector who uses tremendous reach to his advantage...Earned Super Bowl ring as member of St. Louis Rams in 1999...Entered league as collegiate defensive end, but converted to tackle.

**ACQUIRED:** Signed by 49ers as free agent (6-7-00)...Originally signed as undrafted free agent by N.Y. Jets (1992)...Spent four seasons with Jets (1992-95) before joining Atlanta (1996-97) and Green Bay (1998)...Signed by Cleveland (8-17-99) and released (9-5-99)...Signed by St. Louis (11-29-99).

**1999:** (With St. Louis) Signed by Rams late in season (11-29-99)...Inactive Weeks 12-17 and postseason.

**1998:** (With Green Bay) Played in all 16 games on special teams and as reserve offensive lineman for Packers.

**1997:** (With Atlanta) Played in all 16 games on offense and special teams for Falcons...Recorded 13 starts at right tackle.

**1996:** (With Atlanta) Played in 12 contests, mostly on special teams...Replaced injured Bob Whitfield at left tackle at Cincinnati (11-24).

**1995:** (With NY Jets) Started 12 games at left tackle for Jets...Held Pro Bowler Bruce Smith without sack vs. Buffalo (11-19).

**1994:** (With NY Jets) Played in 16 games and made three starts for Jets...Subbed for injured Jeff Criswell at Green Bay (11-13) and helped hold DE Sean Jones without sack...Made first career NFL start at Minnesota (11-20)...Subbed for injured Criswell at left tackle vs. Miami (11-27)...Started at guard vs. San Diego (12-18)...Started at guard at Houston (12-24).

**1993:** Played in four games on special teams...Inactive for 11 games...Did not play vs. Denver 9/5.

**1992:** Spent majority of season on Jets practice squad...Worked as defensive end and tackle...Activated (12-24) but did not play vs. New Orleans (12-26).

**COLLEGE:** Four-year letterman on defense for USC...Recorded 22 tackles, including two for loss as senior...Set career highs in tackles (23) and sacks (5) as junior...Saw action as reserve defensive lineman and on special teams as sophomore and freshman...Graduated with degree in public administration.

**PERSONAL:** Born Matt Willig in Santa Fe Springs, Ca...Played football and basketball for the St. Paul High School...Married (Jeanne).

## Did You Know...

Willig is a bit of a movie star. Willig had a small role, what he calls a "grunting role", in a martial arts film titled "Full Contact". He was in about five scenes and had no speaking parts. Willig also starred in a commercial for Campbell's Soup with NFL MVP Kurt Warner from the St. Louis Rams and Terrell Davis from the Denver Broncos.



## WILLIG'S NFL STATISTICS

REGULAR SEASON GAMES/STARTS - 1992 (0/0), 1993 (4/0), 1994 (16/3), 1995 (16/12), 1996 (12/0), 1997 (16/13), 1998 (16/0), 1999 (0/0) CAREER - 80/28

# BRYANT YOUNG

NOTRE DAME

97



- ♦ Ht: 6-3, Wt: 291, Born: 1-27-72
- ♦ 7th Year (D-1 in '94)
- ♦ Games/Starts: 1999-16/16; Career-84/84
- ♦ Signed through 2003

## DEFENSIVE TACKLE

**CAREER:** Bryant Young is one of the most disruptive and dominant defensive players in the NFL...Possesses explosive combination of speed, strength, quickness and intensity...In 1999, he returned to starting line-up 10 months after career-threatening broken leg and was voted to **PRO BOWL** for second time in career...Started every game at defensive tackle and earned second-team **ALL-PRO** honors by *Associated Press*, *Pro Football News Weekly* and *Football Digest*...Earned **NFL COMEBACK PLAYER-OF-THE-YEAR** by *Associated Press*, *Pro Football Weekly/PFWA* and *Football Digest*...Has proven himself to be explosive inside pass rusher with 48.0 sacks in 84 career games...Selected by teammates as the 1996, '98 and '99 recipient of the 49ers' **LEN ESHMONT AWARD**, symbolic of player who best exemplifies courage and leadership...First three-time winner of teams most prestigious award.

**ACQUIRED:** Selected by 49ers in first round (No. 7 overall) of 1994 NFL Draft.

**1999:** Started 16 games and finished with 42 tackles (35 solo), three passes defended, 20 quarterback pressures, **TEAM-HIGH** 11.0 sacks (81 yards), 15 tackles for loss and one safety...Voted to second **PRO BOWL**...Earned second team **ALL-PRO** honors from *Associated Press*, *Pro Football News* and *Football Digest*...Named **NFL COMEBACK PLAYER-OF-THE-YEAR** by *Associated Press*, *Pro Football Weekly/PFWA* and *Football Digest*...Became second player (Paul Hofer, 1978-79) in team history to be voted **LEN ESHMONT AWARD** winner two consecutive years and first player to win award three times (1999, 98, 96)...Registered multiple-sack games **TEAM-HIGH** four times...Completed remarkable comeback from injury by making start at Jacksonville (9-12)...Had two tackles and two quarterback pressures vs. Jaguars (9-12)...Recorded two tackles, including one for loss, and one quarterback pressure vs. New Orleans (9-19)...Registered two solo tackles and one sack (six yards) at Arizona (9-27)...Recorded season-high four solo tackles and one pass defended vs. Tennessee (10-3)...Posted three solo tackles, including one sack (10 yards), at Minnesota (10-24)...Recorded three tackles (two solo) and three quarterback pressures vs. Pittsburgh (11-7)...Tallied four solo tackles and two sacks (20 yards) at New Orleans (11-14)...Registered four tackles (three solo), including one sack (six yards), and two tackles for loss vs. St. Louis (11-21)...Tallied two solo tackles and two sacks (nine yards) at Cincinnati (12-5)...Named **NFC DEFENSIVE PLAYER-OF-THE-WEEK** after recording three tackles (two solo) and two sacks (11 yards) including one safety vs. Atlanta (12-12)...Third career safety ties Young for third all-time in NFL history...Has recorded last three safeties for 49ers, including two in 1996...Registered three tackles (two solo) and two sacks (nine yards) vs. Washington (12-26)...Tallied three tackles, including one for loss, and three quarterback pressures at Atlanta (1-3).

**1998:** Started 12 games and finished with 54 tackles (42 solo), 9.5 sacks, **TEAM-HIGH** 19 quarterback pressures, eight tackles for loss, two passes defended and two forced fumbles...Missed final four games with broken right leg...Was leading all NFL defensive tackles in sacks prior to injury...Earned second-team **ALL-PRO** honors by *Associated Press*...Became ninth player in team history to be voted **LEN ESHMONT AWARD** winner for second time...Had at least half sack in six consecutive games (9-14—10-25)...Had two-or-more sacks twice...Registered four



tackles, two sacks, one forced fumble and one pressure at Washington (9-14)...Recorded three tackles, one sack, one tackle for loss, one pressure and one forced fumble against Atlanta (9-27)...Posted five tackles, shared sack, two tackles for loss, two pressures and one pass defended at Buffalo (10-4)...Racked up six tackles, 1.5 sacks and season-high four quarterback pressures at New Orleans (10-11)...Matched **CAREER-HIGH** with eight tackles and added one sack, one tackle for loss and three quarterback pressures at St. Louis (10-25)...Made six tackles, one sack, one pressure and one tackle for loss at Atlanta (11-15)...Registered four tackles, two sacks and one quarterback pressure vs. New Orleans (11-22)...Had five tackles, including one for loss, and two quarterback pressures before suffering fractured tibia and fibula in fourth quarter against N.Y. Giants (11-30)...Placed on Injured Reserve (12-3).

**1997:** Started 12 games and finished with 52 tackles (37 solo), 4.0 sacks, **TEAM-HIGH** 8.5 tackles for loss, 17 quarterback pressures and three passes defended...Missed four games with left ankle and right foot injuries...Had three sacks and 12 quarterback pressures prior to injury...Started both postseason games and totaled seven tackles, team-high four quarterback pressures and two passes defended...Had season-high six tackles vs. New Orleans (9-14)...Matched season-high with six tackles and one sack against Atlanta (9-21)...Racked up three tackles, one sack and three quarterback pressures against St. Louis (10-12)...Recorded five tackles, one sack and one pass defended before suffering sprained left ankle and sprained right foot at Atlanta (10-19)...Inactive with foot and ankle injuries at New Orleans (10-26), Dallas (11-2) and Philadelphia (11-10)...Had five tackles, one sack and one quarterback pressure in division-clinching win over Carolina (11-16)...Posted five tackles, two quarterback pressures and two tackles for loss against Denver (12-15)...Inactive at Seattle (12-21) to rest left ankle after 49ers clinched homefield advantage against Broncos...Recorded two tackles, including one for loss, two quarterback pressures and one pass defended in NFC Divisional Playoff Game against Minnesota (1-3)...Racked up five tackles, two pressures and one pass defended in NFC Championship Game against Green Bay (1-11).

**1996:** Started 16 games in regular season and recorded **CAREER-HIGH** 84 tackles (64 solo), 11.5 sacks, five passes defended and two safeties...Received first-team **ALL-PRO** honors by *Associated Press*...Named starter to **PRO BOWL**...Tied Minnesota's John Randle for **LEAGUE-LEAD** in sacks for defensive tackles with 11.5...Voted **LEN ESHMONT AWARD** winner (12-11) as team's most inspirational and courageous player...Started two postseason playoff games...Had three multi-sack games during regular season, one against Atlanta (12-2) and two against St. Louis (9-8 & 9-27)...Racked up three tackles, two sacks and one pass defended vs. St. Louis (9-8)...Named **NFC DEFENSIVE PLAYER-OF-THE-WEEK** after registering five solo tackles and **CAREER-HIGH** three sacks for 27 yards at St. Louis (10-6)...Tallied seven tackles (six solo), six-yard sack and one pass defended at Houston (10-27)...Recorded six tackles (five solo), including 11-yard sack, and forced fumble at New Orleans (11-3)...Credited with six solo tackles, including one sack, vs. Dallas (11-10)...Tallied five tackles (four solo), two sacks (one for safety) and 43-yard fumble recovery at Atlanta (12-2)...Credited with eight tackles (seven solo), one sack for safety and one pass defended at Pittsburgh (12-15)...Sack for safety against Steelers tied **NFL RECORD** for most safeties in season with two...Posted seven tackles, team-high two sacks and two passes defended in NFC Wild Card Game against Philadelphia (12-29)...Made two tackles before leaving with severe pinched nerve in first quarter of NFC Divisional Playoff Game against Green Bay (1-4).

**1995:** Started and played in 12 games...Missed four games with ankle injury...Finished with 33 total tackles...Second on team with six sacks...Had two multi-sack games...Recorded four tackles and one sack prior to injuring right ankle late in game at Detroit (9-25)...Inactive vs. N.Y. Giants (10-1), at Indianapolis (10-15), at St. Louis (10-22) and vs. New Orleans (10-29)...Dropped QB Dan Marino for sacks on game's first two plays and finished with four tackles at Miami (11-20)...Registered four tackles and two sacks vs. Minnesota (12-18).

**1994:** Named **NFL DEFENSIVE ROOKIE-OF-THE-YEAR** by *United Press International*...Led defensive linemen with 49 total tackles and ranked second on team with 6.0 sacks...Started all 16 regular season games and three postseason games...Credited with five tackles and one sack in first NFL game vs. L.A. Raiders (9-5)...Had one-yard sack and forced fumble returned 49 yards for touchdown by S Tim McDonald at Atlanta (10-16)...Had two tackles and one sack vs. Dallas (11-13)...Had season-high six tackles with six-yard sack at San Diego (12-11)...Tallied two tackles, one sack, one forced fumble and one pass defended vs. Chicago in NFC Divisional Playoff Game (1-7)...Posted three solo stops and pass defended vs. Dallas in NFC Championship Game (1-15).

**COLLEGE:** Earned All-America honors as senior at Notre Dame, posting 67 total tackles and leading Irish with 6.5 sacks...Honorable mention All-America as junior with 7.5 sacks...Three-



year starter...Majorred in business/marketing...College teammates with 49ers' defensive tackle Junior Bryant.

**PERSONAL:** Full name is Bryant Colby Young...Born (1-27-72) in Chicago Heights, IL...Was First-team All-America by *Parade Magazine* and second-team *USA Today* All-America...Earned four letters as DE/TE...Named *Chicago Sun Times* Male Athlete-of-the-Year as senior...Lettered four years in wrestling, finishing third in state with 29-1 record as senior...Earned three track & field letters, ranking third in state as senior in discus (171-9)...Also participated in shot put (56-0)...He and wife, Kristin, have daughter, Kai Marin (7-1-99)...Family splits time between Matteson, IL and Redwood Shores, CA.

## Did You Know...

Young picked up playing the saxophone as a hobby when he came into league in 1994. He gave it up after a year and a half to concentrate on football and also because "I was terrible," Young says.

**YOUNG'S NFL HONORS:** Pro Bowl-1996, 1999; All-Pro-1996, 1998, 1999 (second team); NFL Defensive Rookie of the Year (UPI)-1994; NFL Comeback Player of the Year 1999

## YOUNG'S NFL STATISTICS

YEAR	G/S	TACKLES				PASS							
		TOT	SOLO	AST	SACKS	YDS	DEF	INT	YDS	S	FC	FR	YDS
1994	16/16	49	45	4	6.0	30.0	4	0	0	0	0	0	0
1995	12/12	33	25	8	6.0	33.0	2	0	0	0	1	0	0
1996	16/16	84	64	20	11.5	74.5	5	0	0	2	1	1	43
1997	12/12	52	37	15	4.0	35.0	3	0	0	0	0	0	0
1998	12/12	54	42	12	9.5	45.0	2	0	0	0	2	1	0
1999	16/16	42	35	7	11.0	81.0	3	0	0	1	0	0	0
Career	84/84	314	248	66	48.0	298.5	19	0	0	3	4	3	43
Postseason													
1994	3/3	5	5	0	1.0	8.0	2	0	0	1	0	0	0
1995	1/1	1	1	0	0.0	0.0	0	0	0	0	0	0	0
1996	2/2	9	8	1	2.0	5.0	2	0	0	0	0	0	0
1997	2/2	7	5	2	0.0	0.0	2	0	0	0	0	0	0
Career	8/8	22	19	3	3.0	13.0	6	0	0	0	1	0	0

## YOUNG'S CAREER HIGHS

**TOTAL TACKLES** - 8 (several times) Last: at St. Louis (10-25-98)

**SOLO** - 8 at St. Louis (10-25-98)

**ASSISTS** - 5 vs. Detroit (12-23-96)

**SACKS** - 3 at St. Louis (10-6-96)

**SAFETY** - 1 (several times) Last: vs. Atlanta (12-12-99)

**PASSES DEFENSED** - 2 (two times) Last: vs. Carolina (10-17-99)



## 2000 VETERAN FREE AGENTS

Justin Swift

Tight End

6-4 264

Kansas State

**Pro:** Signed by 49ers as free agent to practice squad (11-15-99)...Signed as free agent (1-12-00)...Waived (2-10-00)... Signed as free agent (2-22-00)...Allocated to Frankfurt Galaxy of NFL Europe...Played in all 10 games for Galaxy and finished with 27 receptions for 260 yards and two touchdowns...Originally selected by Denver Broncos in seventh round (No. 238 overall) of 1998 NFL Draft.

**College:** Caught 42 passes for 697 yards and seven touchdowns in career...Named second-team All-Big 12 as senior...Caught 23 passes for 342 yards and four touchdowns as senior...Caught two-yard touchdown pass vs. Purdue in Alamo Bowl...Second-team All-Big 12 as junior...Caught 13 passes for 267 yards and three touchdowns...Caught five passes for 98 yards and one touchdown vs. Syracuse in Fiesta Bowl...Shared time at tight end as sophomore...Caught five passes for 63 yards...Also made pair of tackles on special teams and one fumble recovery...Was reserve tight end as freshman...Caught one pass for 25 yards...Redshirted in 1994...Earned degree in business administration.

**Personal:** Born Justin Charles Swift (8-14-75) in Kansas City, KS...Prepped at Blue Valley (Overland Park, KS ) High...Was all-state, all-metro and all-league selection as senior...Caught 20 passes for 320 yards and one touchdowns as senior...Also earned letter in track, setting school record in high jump (6'6")...Single...Resides in Kansas City, KS.

Jason Tenner

Tackle

6-5 275

Villanova

**Pro:** Signed by 49ers as undrafted free agent (4-23-99)...Spent 1999 season on 49ers practice squad...Allocated to Scottish Claymores of NFL Europe (2-18-00)...Saw action as tackle and guard in all 10 regular season games and in the World Bowl...Started six games...Helped Claymores rush for league leading 127.4 yards a game...Collegiate defensive lineman switched to tackle.

**College:** Closed career with 164 total tackles and 22 sacks...Named second-team All-Atlantic 10 as senior...Started 13 games as junior and recorded 39 tackles and 15 sacks...Named first-team All-Atlantic 10 as junior...Played in all 12 games and started seven as sophomore...Accumulated 53 total tackles and three sacks in second season...Appeared in 11 games and made one start as freshman.

**Personal:** Born (8-17-77) in Stanford, CA...Graduated from Homestead High in Cupertino, CA...Named Most Valuable Defensive Lineman in DeAnza League as senior...All-League and All-Mid-Peninsula in football and basketball as senior...Single...Resides in Mountain View, CA.

Edward Thomas

Linebacker

6-0 235

Georgia Southern

**Pro:** Signed by 49ers as free agent (6-7-00)...Spent two seasons in CFL with Montreal Alouettes...Recorded one sack and one interception in first season in 1997...Played in two games and recorded nine tackles before being placed on practice squad in 1998.

**College:** Led team in tackles as senior with 130...Also added 15 sacks as senior...Named First Team IAA All-America and First Team All-Southern Conference as senior...Posted 22 tackles vs. VMI as senior...Totaled 11 tackles and posted two sacks of Heisman Trophy winner Danny Wuerffel vs. Florida...Named to the All-Southern Conference all-star as junior...Posted 72 tackles and eight sacks.

**Personal:** Born Edward Tervin Thomas (9-27-74) in Thomasville, GA...Prepped at C.L. Harper (Atlanta, GA) High...Nicknamed "E.T."...Married...Couple resides in Conley, GA.



## 2000 DRAFT CHOICES


PLAYERS

# JULIAN

# PETERSON

MICHIGAN STATE

# 58



♦ Ht: 6-3 Wt: 235 Born: 7-28-78  
♦ (1st Round/No. 16 Overall)

## LINEBACKER

Strong, athletic linebacker with big-play ability...Combines great balance and speed as pass rusher...Timed 4.57 in 40-yard dash...Ranked second on school's career sack list in only two years...Made switch from defensive end to linebacker in spring practice before senior year.

**Career:** Started 15-of-24 games in two-year career at Michigan State...Finished with 140 tackles (95 solo) and school-record 48 tackles for loss (215 yards)...Also added 25 sacks for 161 yards in two seasons...Forced 10 fumbles and credited with 12 passes defended.

**1999:** All-America selection by *Football News* and *Sporting News*...Started all 12 games at outside linebacker...Finished with 82 tackles (55 solo)...Led team with **CAREER-HIGH** 15 sacks for 104 yards...Had 30 tackles for loss (140)...Forced six fumbles...Set team record with 10 passes defended...Had two sacks among 10 tackles vs. Penn State...Posted eight tackles, including three sacks for 30 yards and five tackles for loss (32), against Florida in Citrus Bowl.

**1998:** Honorable Mention All-Conference...Played in 11 games (did not play in season opener) and started final three games at right defensive end...Totaled 58 tackles (40 solo) and recorded 10 sacks for 57 yards...Returned interception 23 yards for touchdown vs. Notre Dame...Posted season-high 11 tackles, including seven for loss, vs. Ohio State...Recorded **CAREER-HIGH** four sacks (30 yards) and forced three fumbles vs. Buckeyes...Had seven tackles, including one sack, and returned fumble 40 yards for touchdown vs. Penn State.

**Junior College:** First-team NJCAA All-American and Seaboard Conference Defensive Player of the Year at Valley Forge Junior College (Wayne, PA.) as sophomore...Amassed 20.5 sacks as sophomore ('97) and 19.5 sacks as freshman ('96).

**High School:** Prepped at Crossland High School in Temple Hills, MD...Ranked among the nation's top defensive linemen in 1995...Named Chesapeake Classic MVP in 1996.

**Personal:** Born Julian Thomas Peterson (7-28-78)...Majored in communications...Resides in Hillcrest Heights, MD.

# AHMED

# PLUMMER

OHIO STATE

# 29



♦ Ht: 5-11 Wt: 191 Born: 3-26-76  
♦ (1st Round/No. 24 Overall)

## CORNERBACK

Exceptional athlete with quick feet and great balance...Timed at 4.43 in 40-yard dash...Ranks sixth in school history with 14 interceptions.

**Career:** Started 37-of-47 games, including 37 consecutive since sophomore season...Finished with 168 tackles (138 solo) and 14 interceptions...Also recorded six tackles for loss (50 yards)...Recorded 34 tackles for loss (50 yards).

**1999:** First-team All-Big Ten...Team MVP...Made 12 starts at strongside cornerback...Totaled



55 tackles (48 solo)...Had nine passes defended and five interceptions for 64 yards...Had five tackles and one interception vs. UCLA...Had seven tackles and returned interception 37 yards vs. Michigan State...Earned Academic All-America honors.

**1998:** Started 12 games at strongside corner...Recorded 52 tackles, four interceptions and 17 passes defended...Earned Academic All-America honors...Had six tackles, three passes defended and one interception vs. Penn State...Posted season-high 10 solo tackles vs. Texas A&M in Sugar Bowl.

**1997:** Started 13 games at cornerback...Recorded 42 tackles (30 solo) and one sack...Recorded five passes defended and six interceptions...Had three solo tackles and returned interception 83 yards for touchdown, fifth-longest in school history.

**1996:** Played in 10 games as reserve cornerback...Recorded 19 tackles (13 solo) and two passes defended...In first college game, collected four tackles (three solo)...Posted season-high five tackles and one pass defended vs. Purdue.

**1995:** Redshirted.

**High School:** Prepped at Wyoming (OH) High...Division IV Defensive Player-of-the-Year as senior...Credited with 115 tackles as senior, helping team to 10-2 record...Set school record for career interceptions with 17, including seven as senior... Earned varsity letters in football, basketball, baseball and track.

**Personal:** Born Ahmed Kamil Plummer (3-26-76)...Majored in business and human resources...Brother, Cleon, played football at Miami (OH)...Both parents graduated from Cornell...He and wife, Tiffany, reside in Columbus, OH.

## JOHN ENGELBERGER

VIRGINIA TECH

95



♦ Ht: 6-4 Wt: 265 Born: 10-18-76  
♦ (2nd Round/No. 35 Overall)

DEFENSIVE END

**Career:** Started 32-of-43 games in career...Finished career with 253 tackles (153 solo), including 25 tackles for loss...Also added 26.5 career sacks for 187 yards...Credited with 57 career quarterback pressures...Has good strength with 440-pound bench press to credit.

**1999:** All-America second-team selection by *Associated Press*...All-Big East first-team honoree...Started every game at strongside defensive end...Recorded 53 tackles (32 solo), including six tackles for loss (13 yards)...Added seven sacks for 41 yards...Posted season-high 11 tackles, including two sacks, vs. West Virginia...Credited with two tackles and one sack vs. Florida State in Sugar Bowl.

**1998:** Recorded 66 tackles and **CAREER-HIGH** 7.5 sacks for 59 yards...Also had nine tackles for loss (30 yards) and 20 quarterback pressures...Had season-high nine tackles and 2.5 sacks vs. Syracuse...Also added nine tackles and one sack vs. Pittsburgh.

**1997:** All-Big East first-team pick...Started 10 games at weakside defensive end...Finished season with 70 tackles (43 solo) and six sacks for 47 yards...Credited with 10 quarterback pressures...Opened season with nine tackles and three quarterback pressures vs. Rutgers...Posted **CAREER-HIGH** 13 tackles, including three sacks for 22 yards, vs. UAB...Posted 12 tackles and one sack vs. Virginia.

**1996:** Played in every game and made six starts at weakside defensive end...Recorded 64 tackles (33 solo) and six sacks for 40 yards...Posted 11 tackles and one sack vs. Virginia.

**1995:** Redshirt season...Joined team as walk-on tight end.

**High School:** Lettered two years at Robert E. Lee (Springfield, VA) High...Played tight end and linebacker...Caught 19 passes for 422 yards and four touchdowns as senior...Added 94 tackles and three sacks as senior linebacker.

**Personal:** Born John Albert Engelberger (10-18-76) in Heidelberg, Germany...Graduated with degree in interdisciplinary studies...Single... Resides in Blacksburg, VA.



# JASON WEBSTER

TEXAS A&amp;M

36



- ♦ Ht: 5-9 Wt: 180 Born: 9-8-77
- ♦ (2nd Round/No. 48 Overall)

## CORNERBACK

Fearless and tough with great body control...Exceptional athlete with great speed...Timed 4.42 in 40-yard dash...Also dangerous return man on special teams.

**Career:** Started 36-of-47 games for Aggies...Finished career with 236 tackles (183 solo)...Also recorded seven interceptions, 12 tackles for loss and 27 passes defended...Respected by teammates, Webster was named team spokesman following fatal bonfire tragedy.

**1999:** First-team all-conference...Started all 11 games...Finished with 74 tackles (58 solo) and four interceptions for 14 yards...Added **CAREER-HIGH** 10 passes defended...Had five tackles for loss...Also returned 12 punts and five kickoffs...Had season-high 12 tackles and returned four kickoffs 94 yards vs. Oklahoma...Had seven tackles vs. Nebraska.

**1998:** Started all 12 games and recorded 72 tackles (52 solo)...Had four tackles for loss (13 yards)...Posted two interceptions for 49 yards...Also credited with seven passes defended...Returned three punts 97 yards, including 55-yard return for touchdown, vs. Oklahoma...Had 10 tackles (six solo), including two for loss, vs. Florida State.

**1997:** Started 12 games at cornerback...Finished with 61 tackles (46 solo) and two tackles for loss...Led team with nine passes defended...Also recorded one fumble recovery...Had eight tackles (six solo) vs. UCLA...Had **CAREER-HIGH** three passes defended vs. Texas.

**1996:** Played in every game, starting one...Recorded 32 tackles and one interception...Recorded five tackles and first-career interception vs. Oklahoma State.

**High School:** Prepped at Willowridge High in Houston, TX...Earned high school All-America honors...Also earned four letters in track.

**Personal:** Born Jason Richmond Webster (9-8-77) in Houston, TX...Majored in management...Resides in Houston.

# GIOVANNI CARMAZZI

HOFSTRA

19



- ♦ Ht: 6-3 Wt: 224 Born: 4-14-77
- ♦ (3rd Round/No. 65 Overall)

## QUARTERBACK

Good athlete with quick feet and great touch on ball...Proven scrambler with speed to pick up yards...Quick enough to step up and avoid rush...Timed at 4.63 in 40-yard dash...Makes good decisions with quick release...Holds 11 school records, including 71 career touchdown passes.

**Career:** Started 37-of-40 games in four-year career at Hofstra...Finished with 11 school records, including 9,731 yards passing, 764 completions on 1,187 attempts, 71 touchdowns and 10,415 yards total offense...Also ran for 1,044 yards on 377 attempts, including 32 touchdowns...Runner-up for Walter Payton award for top player in NCAA Division I-AA as senior.

**1999:** Started all 11 games...Threw for 2,561 yards and 21 touchdowns, while completing



62.4% of passes (216-of-346)...Averaged 274.8 yards per game...Also carried 103 times for **CAREER-HIGH** 372 yards and 11 touchdowns...Threw for 305 yards and carried ball 10 times for 46 yards and one touchdown vs. Buffalo...Completed 28-of-35 passes for 291 yards and two touchdowns vs. Illinois State in Division I-AA playoffs.

**1998:** Started all 11 games, throwing for 2,751 yards and 29 touchdowns...Also rushed for 443 yards on 115 carries, including 11 touchdowns...Ranked sixth in nation with 290.4 yards per game average...Connected on 26-of-50 passes for 344 yards and two scores vs. Massachusetts...Also carried 14 times for 139 yards and one touchdown against Minute Men...Threw for 300 yards and two touchdowns vs. Liberty...Also ran for 31 yards and one touchdown...Responsible for four scores, while passing for 250 yards and two touchdowns and rushing for 56 yards and two scores.

**1997:** Started all 11 games at quarterback...Threw for 3,554 yards and 27 touchdowns...Also ran 116 times for 152 yards and nine scores...Ranked second in nation with average of 336.7 yards per game...Threw for school record 3,554 yards and 27 touchdowns on 288-of-408 attempts...Recorded 161.7 passer efficiency rating...Threw for 409 yards with two touchdowns vs. Connecticut...Completed 31-of-45 attempts for 413 yards and school record-tying five touchdown tosses vs. Buffalo...Passed for 286 yards on 24-of-35 passes and one touchdown and ran for **CAREER-HIGH** three touchdowns vs. Maine.

**1996:** Saw action in seven games, starting four...Connected on 33-of-66 attempts for 415 yards and five touchdowns...Passed for 52 yards and one touchdown on five-of-nine passes vs. Sacramento State...Connected on 13-of-20 passes for 199 yards and two touchdowns vs. Connecticut.

**1995:** Redshirt freshman at University of Pacific until Pacific dropped football program.

**High School:** Prepped at Jesuit High in Carmichael, CA...Passed for 1,750 yards and 21 touchdowns and rushed for 400 yards and four touchdowns as senior...Lettered in football, basketball and track...Named Scholar Athlete-of-the-Year by National Football Foundation...Was also class Valedictorian.

**Personal:** Born Giovanni Daniel Carmazzi (4-14-77) in Sacramento, CA...Has two brothers and two sisters...Majored in business management...Resides in Sacramento, CA.

## JEFF ULBRICH

HAWAII

53



♦ Ht: 6-0 Wt: 249 Born: 2-17-77

♦ (3rd Round/No. 86 Overall)

LINEBACKER

**Career:** Started 15-of-19 games in two-year career at Hawaii...Posted 210 tackles, nine sacks and 19 tackles for loss...Spent two seasons at Gavilan (Gilroy, CA) Junior College.

**1999:** All-WAC first-team selection...Team-co-captain...Started all 12 games at middle linebacker...Led conference with school season-record 169 tackles (42 solo)...Set school record with 127 assisted tackles, breaking old mark of 97...Ranked third in league with eight sacks for 67 yards...Had 15 tackles for loss (58 yards)...Credited with eight quarterback pressures...Recovered two fumbles and forced another...Returned two interceptions 38 yards and had one pass defended...Opened season with 17 tackles against USC...Credited with nine tackles, including 13-yard sack, and two QB pressures vs. Eastern Illinois...Posted 17 tackles, including two sacks for 16 yards, and two QB pressures against Boise State...Added 16 tackles, including nine-yard sack, against Southern Methodist...Intercepted pass vs. UTEP...Returned interception 38 yards, had nine tackles, including seven-yard sack, and one pass defended vs. Tulsa...Added 17 and 16 tackles against Texas Christian and Fresno State, respectively...Set school game record with 18 assisted tackles, finishing with 19 total tackles, including six-yard sack, and one fumble recovery...Caused and recovered fumble, had six tackles, including nine-yard sack, vs. San Jose State...Registered 18 tackles, including seven-yard sack, and three QB pressures against Washington State...Finished career with 14 tackles in Oahu Bowl (Oregon State).



**1998:** Played in seven games, starting three, at strongside inside linebacker...Finished with 41 tackles (28 solo), including nine-yard sack...Caused and recovered fumble...Recorded seven tackles, one forced fumble and nine-yard sack in first career start vs. Southern Methodist...Credited with six tackles, one fumble recovery and blocked field goal attempt before suffering knee sprain against BYU.

**1997:** Earned first-team all-conference and team MVP in lone season at Gavilan.

**1996:** Transferred to Gavilan Junior College.

**1995:** Redshirt season (San Jose State).

**High School:** Graduated from Live Oak (Morgan Hill, CA) High School...Earned three letters in football and two in wrestling...First-team All-League and team MVP in football...Wrestled and won league title in 191-pound class.

**Personal:** Born Jeff Ulbrich (2-17-77) in San Jose, CA...Majored in sociology...Resides in Mountain View, CA with wife, Cristina.

## JOHN KEITH

FURMAN

28



♦ Ht: 6-0 Wt: 207 Born: 2-4-77  
♦ (4th Round/No. 108 Overall)

**SAFETY**

**Career:** Started 30-of-43 games during four-year career at Furman...Totaled 320 tackles (211 solo), including 11 tackles for loss...Finished with 11 interceptions, 20 passes defended and one sack.

**1999:** All-America Division I-AA first-team selection by *Associated Press* and *American Football Coaches Association*...Named first-team All-Southern Conference and conference Defensive Player-of-the-Year...Switched to free safety after spending previous three seasons at strong safety...Recorded **CAREER-HIGH** 132 tackles (93 solo)...Had four tackles for loss (16 yards)...Posted three interceptions and five passes defended...Had 12 tackles (10 solo) and two interceptions vs. Western Carolina...Recorded 11 tackles vs. The Citadel...Credited with **CAREER-HIGH** 20 tackles (18 solo) vs. Georgia Southern...Closed career with 16-tackle performance vs. Massachusetts in I-AA playoffs.

**1998:** Team captain...Played in seven games...Missed four games with right foot sprain...Finished with 56 tackles (38 solo) and three tackles for loss...Also added two interceptions...Had season-high 19 tackles (14 solo), including one tackle for loss, vs. Clemson...Had nine tackles and one pass defended vs. South Carolina State...Posted 10 stops vs. Georgia Southern after missing three consecutive games (foot).

**1997:** All-Southern Conference second-team selection...Started all 11 games at strong safety...Finished with 85 tackles (47 solo) and four interceptions...Also added six passes defended, one forced fumble and two blocked punts...Had eight tackles (six solo) and one pass defended vs. South Carolina State...Posted 12 tackles (seven solo) vs. Western Carolina...Had nine tackles and four yard interception vs. The Citadel...Blocked and recovered punt before returning 28 yards and lateraling to teammate, who raced final six yards for touchdown, vs. East Tennessee.

**1996:** Played in all 13 games as reserve strong safety...Finished with 47 tackles (33 solo) and six passes defended...Also added two interceptions and one forced fumble...Had six tackles and one interception vs. Wofford...Had six tackles and one interception vs. Appalachian State.

**1995:** Redshirt season.

**High School:** Earned *Super Prep* All-America honors at East Coweta (GA) High...Earned Academic Achievement Award and named Team Captain as senior...Totaled 85 tackles and four sacks as senior...Also lettered in basketball.

**Personal:** Born John Martin Keith (2-4-77) in Newnan, GA...Earned degree in accounting...Resides in Newnan, GA.



# PAUL SMITH

UTEP

27



- ♦ Ht: 5-11 Wt: 234 Born: 1-31-78
- ♦ (5th Round/No. 132 Overall)

## RUNNING BACK

Powerful, elusive back capable of running through tacklers... Explosive between tackles and quick around end... Also good receiver out of backfield with great open field vision... Timed at 4.55 in 40-yard dash.

**Career:** Started 22-of-43 career games... Ranks fourth on school's career-record list with 2,539 yards... Also scored 16 rushing touchdowns and one receiving touchdown out of backfield.

**1999:** Started 11 games as senior... Had 272 carries for 1,258 yards and 12 touchdowns... Grabbed seven receptions for 84 yards and one touchdown... Had 106 yards and one touchdown on 14 carries vs. Oregon... Carried 23 times for 141 yards and three touchdowns vs. SMU... Had **CAREER-HIGH** 188 yards and one touchdown vs. San Jose State.

**1998:** Selected All-WAC honorable mention... Began season as starting tailback but switched to fullback after injury to starter... Gained 660 yards on 149 carries... Also caught 13 passes for 179 yards... Ran for 155 yards and one touchdown vs. Oregon... Carried 24 times for 184 yards vs. New Mexico State.

**1997:** Saw action in all 11 games, starting three at fullback... Rushed 115 times for 432 yards and two touchdowns... Also gained 84 yards on eight receptions... Carried seven times for 53 yards in first career start vs. Louisiana State... Scored first career-touchdown and recorded first 100-yard game with 112 yards vs. San Jose State.

**1996:** Played in all 11 games... Carried 67 times, gaining 189 yards... Carried 20 times for season-high 85 yards vs. Northern Illinois.

**High School:** Prepped at Andress (El Paso, TX) High... Earned All-District and El Paso All-Star selections.

**Personal:** Born Paul Smith (1-31-78) in El Paso, TX... Has one brother, Michael... Resides in El Paso.

# JOHN MILEM

LENOIR-RHYNE

93



- ♦ Ht: 6-7 Wt: 290 Born: 6-9-75
- ♦ (5th Round/No. 150 Overall)

## DEFENSIVE END

Quick, strong pass rusher with great hands... Has power to get inside to rush passer... Great footwork and acceleration to slip blockers.

**Career:** Started 19-of-22 games in three years at Lenoir-Rhyne... Recorded 84 tackles (56 solo) and 16.0 sacks for loss of 132 yards.

**1999:** Started all 11 games at defensive end... Recorded 50 tackles, one pass defended and one forced fumble... Set school season-record with 14 sacks (119 yards)... Registered six tackles (three solo) with one sack (nine yards) vs. Jacksonville... Posted seven tackles (six solo), including three sacks vs. Tusculum.

**1998:** Redshirt season.



**1997:** Started all 11 games at defensive end...Recorded 34 tackles (22 solo) and two sacks for loss of 13 yards...Also had seven tackles for loss (27 yards), one fumble recovery and one pass defended...Had five tackles, one sack for seven yards and one pass defended vs. Mars Hill...Had two tackles for loss, including six-yard sack, and one pass defended vs. Carson-Newman.

**High School:** Prepped at West Rowan (Salisbury, NC) High.

**Personal:** Born John Ray Milem (6-9-75) in Concord, NC...Majored in sports management...Spent three years in United States Marine Corp following high school...Single...Resides in Salisbury, NC.

# TIM RATTAY

LOUISIANA TECH

13



- ♦ Ht: 6-0 Wt: 215 Born: 6-9-75
- ♦ (7th Round/No. 212 Overall)

QUARTERBACK

Poised, accurate passer with quick release...Good balance and strong legs to avoid rush...Possesses good patience and vision to hit secondary receivers...Has ability to scramble and throw on run when pushed out of pocket.

**Career:** Started all 33 games at Louisiana Tech...Second in NCAA history with 12,746 yards passing and 12,643 yards total offense...Only third player in NCAA history to throw more than 100 touchdowns in career...Holds NCAA division I-A record averaging 386.2 yards passing per game...Threw touchdown pass in all but one game during college career.

**1999:** Finalist for Johnny Unitas Golden Arm Award for top senior quarterback...Threw for 3,922 yards and 35 touchdowns on 342-of-516 passes...Threw for 331 yards and two touchdowns on 45-of-65 passes vs. Texas A&M...Completed 41-of-56 passes for 406 yards and four touchdowns vs. Middle Tennessee State...Threw for 508 yards and three touchdowns vs. Toledo...Closed out career with 405 yards and three touchdowns vs. Southern California.

**1998:** Led nation with 4,943 yards passing and 46 touchdowns...Passed for over 300 yards in 10-of-12 games, including five games with over 500 yards...Began season with school-record 590 yards on 46-of-68 passes and four touchdowns...Completed 32-of-38 passes for 358 yards and four touchdowns vs. Northern Louisiana.

**1997:** Threw for 3,881 yards and 34 touchdowns in first year at Louisiana Tech...Threw for 358 yards and three touchdowns in first game of Tech career...In third game, threw for 510 yards and season-best six touchdowns vs. Central Michigan...Completed 29-of-44 passes for 332 yards and three touchdowns vs. Alabama.

**1996:** Redshirted.

**Junior College:** Second-team All-America selection and first-team All-Conference at Scottsdale (AZ) Community College in 1995...Led NJCAA with 3,526 passing yards and 28 touchdowns.

**High School:** Prepped at Phoenix (AZ) Christian...Set state season records for passing yards, completions and touchdowns...Played quarterback and safety...Also lettered in basketball.

**Personal:** Born Tim Rattay (3-15-77) in Elyria, OH...Majored in secondary education...Has two brothers and one sister...Brother, Chris, played defensive back at Clairmont College...Resides in Phoenix.



# BRIAN JENNINGS

ARIZONA STATE

86



♦ Ht: 6-5 Wt: 242 Born: 10-14-76  
♦ (7th Round/No. 230 Overall)

## LONG SNAPPER/TIGHT END

Possesses good blocking skills...Served as backup tight end and as team's long snapper in two years of action (1998-99)...One of nation's top long snappers.

**Career:** Played in 22 games in career at Arizona State...Finished with four receptions and one touchdown in two years of action...Averaged 11.5 yards per reception...Also posted five tackles in career.

**1999:** Saw time as team's long and short snapper...Also saw time at backup tight end...Played in all 12 games, including Aloha Bowl...Caught four balls for 46 yards and one touchdown...Made first career catch and touchdown reception vs. Notre Dame...Made one catch for 16 yards at Washington...Posted one solo and one assisted tackle vs. Wake Forest in Aloha Bowl...Also had one reception for 11 yards vs. Demon Deacons.

**1998:** Saw action in 10 games...Posted one assisted tackle vs. North Texas...Tallied one solo tackle at Washington State...Recorded one solo tackle vs. California...Contributed on special teams as tight end and as team's long snapper.

**1997:** Saw action in 10-of-11 games, including Sun Bowl as team's long snapper.

**High School:** Prepped at Red Mountain (Mesa, AZ) High...Lettered in football, basketball and track...Captain of football squad during senior season...Named honorable mention all-region in senior season as tight end.

**Personal:** Born Brian Lewis Jennings (10-14-76) in Mesa, AZ...Single...Majored in interdisciplinary studies...Resides in Mesa.

## LINEBACKER U

With the selection of Julian Peterson and Jeff Ulbrich in this year's draft, the 49ers have now selected 35 linebackers in the draft since 1979. That is more than any other position in that span.

## DEFENSE WINS

When people think of the San Francisco 49ers they tend to think of offense—the West Coast Offense to be precise. However, since 1979 the 49ers have made defense their number one priority on draft day. The team has selected 103 defensive players and 88 offensive players in that span.



# 2000 ROOKIE FREE AGENTS

Mikki Allen

Safety

5-11 193

Tennessee

**Pro:** Signed by 49ers as undrafted free agent (4-24-00).

**College:** Totaled 59 total tackles (42 solo) in four-year career at Tennessee...Also recorded 2.5 sacks, two fumble recoveries, one forced fumble, five passes defended and three interceptions...Played in all 11 games as senior...Posted career-highs in all categories...Recorded 37 tackles (26 solo) 2.5 sacks, three passes defended and three interceptions...Recorded best game of career vs. Memphis, registering career-high 16 tackles (eight solo) and one interception...Opened senior season with two sacks against Wyoming...Played in all 13 games as junior...Named Academic All-SEC...Played on special teams and as reserve defensive back...Recorded six tackles and one forced fumble...Played in all 13 games as sophomore...Played mainly on special teams and as a reserve defensive back...Recorded six tackles, including two each vs. Texas Tech and Southern Mississippi...Also recorded one tackle in Orange Bowl...Played in eight games as freshman...In first game, recorded a forced fumble and pass defended against UNLV...Finished season with 10 tackles...Also saw time on special teams as freshman.

**Personal:** Born Michael Ricardo Allen, Jr. (11-15-77) in Homestead, FL...Prepped at Brentwood Academy in Brentwood, TN...All-State, All-Midstate and All-Metro...Three-year starter at wide receiver and defensive back...Team won state title as senior...Recorded 59 tackles and school-record eight interceptions as senior...Caught 38 passes for 860 yards as senior...Also member of baseball and basketball teams...Single...Resides in Murfreesboro, TN.

Jermaine Arrington

Wide Receiver

5-9 176

Maryland

**Pro:** Signed by 49ers as undrafted free agent (4-24-00).

**College:** Two-year starter at Maryland...Walked on after transferring from Memphis in 1997...Started 19 games in two years...Caught 40 passes for 668 yards and two touchdowns in career...Started 10-of-11 games in 1999 and led Maryland in receiving yards (302) and average yards per catch (17.8)...Played in 10 games in 1998, leading team with 23 catches for 366 yards...Carried ball three times for 78 yards in junior year, including a 50-yard touchdown run at Duke...Also returned kickoffs for Terps...Returned 10 kickoffs for 289 yards in two-year career...Attended Prince George's Community College before transferring to Memphis.

**Personal:** Born Jermaine Lamont Arrington (7-3-77) in Washington, DC...Prepped at Bowie High in Bowie, MD...Earned all-county and all-Met honors...Earned MVP honors from track team after finishing second in state in 100 meters as senior...Single...Resides in Adelphi, MD.

Nathaniel Bell

Defensive End

6-5 290

Southern

**Pro:** Signed by 49ers as undrafted free agent (4-28-00).

**College:** Registered 31 total tackles (17 solo) 10 tackles for loss (60 yards), 2.5 sacks and recovered six fumbles as fifth-year senior...Redshirted as true senior after injuring knee in first game of 1998 season...Tied for sixth on team as junior with 40 tackles...Also had two sacks, two fumble recoveries and two passes defended...Saw action as reserve defensive end and on special teams as sophomore...Saw limited action as freshman.

**Personal:** Born Nathaniel Bell (2-15-77) in New Orleans, LA...Prepped at McDonogh 35 Senior (New Orleans, LA)...Lettered in football and track...Single...Resides in New Orleans, LA.

Dwight Carter

Wide Receiver

5-9 185

Hawaii

**Pro:** Signed by 49ers as free agent (4-25-00).

**College:** Named first-team all-WAC as senior...Set school record as senior with 77 receptions for school-record 1,253 yards...In two years at Hawaii, caught 117 passes for 1,820 yards and 12 touchdowns...Caught nine touchdowns as senior, which tied school record...Owns five of school's top 12 all-time best performances...Led WAC in receiving and was sixth in conference in all-purpose yards...Played in all 12 games as junior...Caught 40 passes for 567 yards and three touchdowns...Also used as return man as junior...Returned three kickoffs 64 yards and six punts 30



yards...Transferred from Mt. San Antonio (CA) College...Named second team all-Mission Conference selection...Originally attended San Diego State.

**Personal:** Born Dwight Edward Carter (9-19-77) in Los Angeles, CA...Prepped at Saint Monica (Santa Monica, CA) High...Earned letters in football, basketball and track...First team all-league and Camino Real Conference Offensive MVP...Also earned all-conference selections in basketball...Single...Resides in Los Angeles, CA.

**Eric Chew****Wide Receiver 6-1 183****McNeese State**

**Pro:** Signed by 49ers as undrafted free agent (4-25-00).

**College:** Played in 30 games in four-year career at McNeese State...Caught 59 passes for 983 yards and four touchdowns in career...Led team in with 28 catches for 545 yards and caught two touchdowns as senior...Had six catches for 106 yards vs. Southern Utah...Caught 18 passes for 291 yards and two touchdowns as junior...Top game of season was seven-catch, 111-yard effort vs. Northwestern State...Caught six passes for 70 yards as sophomore...As backup, caught seven passes for 77 yards as redshirt-freshman...Redshirted in 1995.

**Personal:** Born Eric Donnell Chew (10-20-75) in Alexandria, LA...Prepped at Alexandria (LA) Senior High...All-State as senior, after catching 49 passes for 936 yards and seven touchdowns...Recorded 60 receptions for 1,396 yards and 10 touchdowns in career...Also lettered in track...Single...Resides in Alexandria, LA

**London Dunlap****Linebacker 6-3 232****Texas Christian**

**Pro:** Signed by 49ers as free agent (4-25-00).

**College:** Posted 76 tackles (37 solo) in three years at TCU...Also recorded 14 tackles for loss (65 yards), 6.5 sacks, one forced fumble, two fumble recoveries, 10 quarterback pressures and one pass defended...Earned second-team All-WAC as senior...Posted 35 tackles (15 solo), including nine tackles for loss, 6.5 sacks and eight quarterback pressures in senior season...Finished eighth on team with 41 tackles (22 solo) as junior...Also recorded five tackles for loss and two quarterback pressures...Posted five tackles and three sacks in 1998 Sun Bowl vs. USC...Named 1998 Sun Bowl Defensive MVP for his effort...Saw limited action on special teams as sophomore...Played one season at Kilgore Junior College...Played tight end, defensive end and linebacker.

**Personal:** Born London Scholin Dunlap (7-10-77) in Houston, TX...Prepped at Westfield (TX) High...Dad, Leonard, was former first round draft choice of Baltimore Colts...Single...Resides in Fort Worth, TX.

**Terrence Dupree****Tight End 6-3 260****Duke**

**Pro:** Signed by 49ers as free agent (4-20-00).

**College:** Caught 35 passes for 414 yards and one touchdown in four-year career at Duke...Posted best year as senior, catching 18 passes for 236 yards...Started eight games as junior and posted 12 receptions for 110 yards...Played all 11 games as sophomore as tight end and on special teams...Caught five passes for 68 yards and one touchdown as sophomore...Played mainly on special teams and did not record catch as freshman...Sociology major.

**Personal:** Born Terrence Dedric Dupree (11-9-77) in Gainesville, FL...Prepped at Blanche Armwood (Seffner, FL) High...Caught 32 passes for 450 yards and five touchdowns as senior...Two-time All-Tampa selection...Set school record with receptions in career with 56...Two-time first team all-district...All-Sun Coast Team and all-conference selection...Also earned three letters in basketball...Two-time all-conference and all-county selection in basketball...Father, Michael, played football at Florida from 1975-79...Single...Resides in Seffner, FL.

**Jim Emanuel****Linebacker 6-1 237****Hofstra**

**Pro:** Signed by 49ers as free agent (4-20-00).

**College:** Finished four-year career at Hofstra with 266 tackles (121 solo)...Also recorded four interceptions, 38 tackles for loss and 7.5 sacks in career...As senior, recorded 82 total tackles, including 35 solo...Also posted 12 tackles for loss (30 yards)...Added 23 tackles and three tackles for loss in Hofstra's two playoff games...Named to I-AA Independents All-Star first team as senior...Also named honorable mention I-AA All-America by *The Football Gazette* as junior and



senior...Led team with 94 tackles (45 solo) as junior...Also posted 14 tackles for loss, six sacks, two interceptions, two fumble recoveries and two passes defended as junior...Selected I-AA Independents Defensive Player of the Week after nine-tackle performance vs. Delaware State and 11-tackle game against New Hampshire...Started all 12 games as sophomore...Led linebackers and was second on team with 85 tackles as sophomore...Led team with four fumble recoveries and tied for team lead with 12 tackles for loss...Recorded first interception of career at UMass, and returned 30 yards for touchdown...Redshirted in 1996...Saw limited action as true freshman...Recorded three tackles on special teams.

**Personal:** Born Jim Matthew Emanuel (3-26-76) in Philadelphia, PA...Prepped at Archbishop Ryan (Philadelphia, PA) High...Two-time All-Catholic League selection and League MVP...Co-captain of two Catholic League Championship teams...Team MVP as senior...Single...Resides in Philadelphia, PA.

**Chafie Fields****Wide Receiver 6-1 200****Penn State**

**Pro:** Signed by 49ers as undrafted free agent (4-25-00).

**College:** Four-year performer at Penn State...Totaled 88 catches for 1,437 yards and eight touchdowns in career...Also rushed 50 times for 426 yards and six touchdowns in career...Led team as senior with 39 receptions for 692 yards and five touchdowns as senior...Rushed 10 times for 138 yards and one touchdown...Ranked second on team in scoring and total offense...Caught 25 passes for team-high 369 yards as junior...Caught lone touchdown on 60-yard catch and run vs. Pittsburgh...Ran pair of reverses 48 yards, including 19-yard game-clinching score, vs. Kentucky in Outback Bowl...Caught 23 passes for 374 yards and two touchdowns as sophomore...Also rushed seven times for 136 yards and two touchdowns...Returned four kickoffs for 22.8 yard average...Used as tailback as freshman...Rushed 32 times for 151 yards and three touchdowns...Caught one pass for two yards...Also averaged 14 yards on five kickoff returns...Graduated with degree in human development in May 1999.

**Personal:** Born Chafie Ali Fields (2-4-77) in Philadelphia, PA...Prepped at Mastbaum (Philadelphia, PA) High...Gained more than 900 yards as senior...Also lettered in track and basketball...Served in U.S. Army Reserves...First name is pronounced "Shaw-fee"...Single...Resides in Plantation, IL.

**Dan Goodspeed****Tackle****6-6 300****Kent State**

**Pro:** Signed by 49ers as free agent (4-20-00).

**College:** Two-year starter at Kent State after transferring from Walsh University...Started all 11 games at right tackle as senior...Started all 11 games as junior at right tackle after making move from tight end in spring...Redshirted first year at Kent State after transferring...Earned two letters at Walsh University.

**Personal:** Born Dan Edward Goodspeed (5-20-77) in Cleveland, OH...Prepped at Lake (Uniontown, OH) High...Earned one letter in football in high school...Named to All-Federal League First Team as senior...Earned honorable mention all-county squad in senior season...Single...Resides in Hartville, OH.

**Ricky Hall****Wide Receiver 6-2 207****Virginia Tech**

**Pro:** Signed by 49ers as free agent (4-28-00).

**College:** Set school record for punt return yardage as senior...Two-year performer as wide receiver...Caught 62 passes for 1,048 yards and 11 touchdowns in career...Caught 25 passes for 398 yards and three touchdowns as senior...Also returned 40 punts for 510 yards and one touchdown...Earned first team All-Big East honors as return man...Finished third in Big East and 18th nationally in punt return average (12.75 yards)...Led league in returns and return yardage...Started 10 games at split end as junior...Caught 37 passes for 650 yards and eight touchdowns...Returned blocked punt 17 yards for touchdown vs. West Virginia...Redshirted in 1997...Transferred from Butler (Kan.) Community College...Named first-team junior college All-America...Had over 70 catches for 1,500 yards and 18 touchdowns.

**Personal:** Born Ricky Edmund Hall (1-17-76) in Richmond, VA...Prepped at Thomas Dale



(Chester, VA) High...Earned all-district, all-metro, all-region and all-state honors as split end and defensive back...Had 66 career receptions for 1,398 yards and 22 touchdowns...Also earned letters in basketball...Single...Resides in Blacksburg, VA.

**Ronnie Heard****Defensive Back 6-3 215****Mississippi**

**Pro:** Signed by 49ers as free agent (4-20-00).

**College:** Four-year starter at strong safety at Mississippi...Posted 208 tackles in career (137 solo)...Recorded five interceptions, six tackles for loss (25 yards), three sacks (21 yards), one forced fumble and two fumble recoveries in career...Intercepted two passes, including one for touchdown, vs. LSU as senior...Had four tackles against Oklahoma in Independence Bowl, including one for loss (17 yards)...Started 10 games as junior and recorded 40 tackles...Tied for team-lead in sacks with three as junior...Started nine games as sophomore and recorded 43 tackles (27 solo)...Started 10 games as freshman and recorded best day of career against VMI, with 14 tackles and one interception...Selected to *Knoxville News-Sentinel* SEC All-Freshman team...Redshirted in 1995...Received degree in General Business in December 1999 and degree in Marketing in May 2000.

**Personal:** Born (10-5-76) in Bay City, TX...Prepped at Brazoswood (Clute, TX) High...Posted 65 tackles and 11 interceptions in four-year career...Played cornerback, free safety, tight end and wide receiver...Caught three touchdown passes and threw for one score...Earned first team All-City and All-County honors...Also earned letters in track, basketball and baseball...Earned All-District honors in basketball...Single...Resides in Oxford, MS.

**Marcus Hill****Safety****6-3 217****Angelo State**

**Pro:** Signed by 49ers as undrafted free agent (4-28-00).

**College:** Played one season at Angelo State after transferring from Ventura (CA) Junior College...Had 100 tackles (50 solo) as senior...Also posted four tackles for loss (13 yards), one interception, four passes defended, one forced fumble and one recovered fumble...Lettered two seasons at Ventura JC at safety and linebacker...All-America selection.

**Personal:** Born Marcus Auriles Hill (6-1-76) in San Francisco, CA...Prepped at Oxnard (CA) High...All-state selection...Named defensive MVP of Texas-California All-Star game...Played strong safety and running back...Single...Resides in Ventura, CA.

**Tyronn Johnson****Defensive Tackle 6-1 295****Florida A&M**

**Pro:** Signed by 49ers as free agent (4-20-00).

**College:** Posted 145 tackles, including 75 solo stops, in four-year career...Also posted 35 tackles for loss (268 yards), 24 sacks and one fumble recovery...Earned first-team All-Mid-Eastern Athletic Conference honors...Had 51 tackles (29 solo) and 13 sacks as senior...Had five games where he posted at least two sacks...Posted two sacks in playoff contest against Appalachian State...Also recorded one sack in Division I-AA semifinal bout against Youngstown State...Honorable mention All-MEAC as junior...Posted 45 tackles (22 solo), five sacks and 10 tackles for loss as junior...Recorded 44 tackles (21 solo), six sacks and nine tackles for loss as sophomore...Played in two contests as true freshman.

**Personal:** Born Tyronn Edward Johnson (10-18-78) in North Miami, FL...Prepped at Northwestern (Miami, FL) High School...Lettered in football, track and wrestling...All-District and All-Dade County selection...Earned spot in North-South All-Star game...Single...Resides in Miami, FL.

**Cedric Killings****Defensive Tackle 6-2 290****Carson Newman**

**Pro:** Signed by 49ers as undrafted free agent (4-27-00).

**College:** Four-time All-America...Started all 54 games he played in...Totaled 320 tackles, 19 sacks, eight quarterback pressures, one interception, 11 passes defended, five fumble recoveries and three forced fumbles in four-year career...Named to South Atlantic Conference All-Conference team and member of All-South Region team as senior...Registered 51 tackles as senior, including six sacks...Also registered three quarterback pressures, three passes defended, one forced fumble and three fumble recoveries...Also blocked two kicks as senior...Named first team All-America as



junior...Was anchor of defensive line that ranked among nation's best against run...Recorded 73 tackles, 4.5 sacks, six passes defended, one fumble recovery and one forced fumble...Named First Team All-America by *Football Gazette* and first team All-SAC...Posted 74 tackles as sophomore, including 4.5 sacks...Also registered four quarterback pressures, one interception and two passes defended...Named *Football Gazette* National Player of the Week for performance vs. Albany State in playoffs...Posted 15 tackles, including two for loss, to earn honor...Named SAC Defensive Freshman of the Year...Started every game as freshman and registered 68 tackles, four sacks, one quarterback pressure, one forced fumble and one fumble recovery...Redshirted in 1995.

**Personal:** Born Cedric Laquon Killings (12-14-77) in Miami, FL...Prepped at Miami (FL) Central High...Earned All-Dade County and All-State honors...Also earned All-Dade County and All-State honors in track and field for discus and shotput...Single...Resides in Miami, FL.

Jason Lamar

Linebacker

6-0 235

Toledo

**Pro:** Signed by 49ers as undrafted free agent (6-6-00).

**College:** Two-time first team All-Mid-America Conference selection as junior and senior...Team leader in tackles as senior...Recorded 103 tackles (71 solo), eight tackles for loss (34 yards), one sack, nine passes defended and one forced fumble...Also had one interception as senior...Second on team with 119 tackles as junior...Also recorded 12 tackles for loss...Named MAC Defensive Player-of-the-Week following 12-tackle performance vs. CMU...Posted 19 tackles vs. Central Florida, eighth-highest total in school history...Started eight games as sophomore...Third on team with 74 tackles, including 11 for loss...Also broke up four passes and caused two fumbles...Did not play as freshman.

**Personal:** Born Jason James Lamar (11-10-78) in Detroit, MI...All-league, all-metro and all-area first team as senior at Ypsilanti (MI) High...Posted 98 tackles as senior...Also averaged 8.2 yards per carry and 16.3 yards per catch as senior...Team won state championship as sophomore...Also lettered in basketball, baseball and track...Single...Resides in Ypsilanti, MI.

Jonas Lewis

Running Back

5-9 210

San Diego State

**Pro:** Signed by 49ers as undrafted free agent (4-24-00).

**College:** Rushed for 2,843 yards in career, which ranks second in school history behind Marshall Faulk...Named to *Sporting News* First Team All-MWC as senior...Started six games as senior, rushing for 812 yards and two touchdowns on 152 carries...Also grabbed 11 receptions for 44 yards...Returned five kickoffs 122 yards...Ranked sixth in WAC and 30th in the nation with 879 yards rushing as junior...Named second team All-WAC Pacific Division running back...Broke 1,000-yard rushing barrier as sophomore, rushing for 1,021 yards and six touchdowns on 227 attempts...Sixth Aztec, and first sophomore since Faulk in 1992, to rush for more than 1,000 yards in season...Rushed for 113 yards on 24 carries as freshman...Standout on special teams, posting 13 tackles, nine solo, as freshman...Redshirted in 1995.

**Personal:** Born Jonas W. Lewis (12-27-76) in Riverside, CA...Prepped at Beaumont High in Beaumont, CA...First-team All-CIF, All-Riverside County, All-Inland Empire and All-State Small Schools selection as senior...Rushed for 2,134 yards on 209 carries and 29 touchdowns in career...Set school records for single game rushing yards (308), single season rushing yards (2,134) and points in a season (186)...Set a national record with 10 touchdowns scored in game...Single...Resides in San Diego, CA.

Dyral McMillan

Running Back

5-9 217

South Florida

**Pro:** Signed by 49ers as undrafted free agent (4-20-00).

**College:** Was school's first-ever 1,000-yard rusher...Transferred from University of Miami...Two-year performer at South Florida...Rushed for 1,017 yards on 181 carries and nine touchdowns as senior...Nine touchdowns tied school record...Posted four 100-yard rushing games, including two 200-yard performances, in last six games of season...Rushed for career-high 258 yards and three touchdowns vs. New Haven...Closed career with 221-yard rushing performance vs. Hofstra...Also caught seven passes for 76 yards as senior...Played in nine games as junior...Rushed for 229 yards and four touchdowns on 44 carries...Caught two passes for 17 yards as junior...Rushed for 1,031 yards and seven touchdowns on 223 carries in two years at Miami...Also had 18 receptions for 160 yards at Miami...Broke collarbone three games into 1997



season and was medical redshirt...Led Miami with 565 yards and four touchdowns on 111 carries as sophomore...Became first true freshman at Miami to start game at tailback since 1975...Second on team with 354 rushing yards on 81 carries as freshman.

**Personal:** Born Dyrall Ashley McMillan (1-11-77) in Bradenton, FL...Prepped at Bradenton (FL) Southeast High...First-team All-State in junior and senior seasons...Team won state title both seasons...Rushed for 1,732 yards and 29 touchdowns on 208 carries in career...Caught 17 passes for 228 yards and two touchdowns...Brother, Duncan, was starting running back at Harvard...Single...Resides in Bradenton, FL.

**Tommy Parks****Punter****6-2 225****Mississippi State**

**Pro:** Signed by 49ers as undrafted free agent (4-24-00).

**College:** Four-year letter winner at Mississippi State (1986-89)...Totaled 4,824 yards on 122 punts in career...Averaged 39.5 yards in career...Averaged 40.1 yards per punt as junior...Had 29 punts for 1,162 yards...Booted career-long punt of 55 yards vs. Florida as junior...Had 55 punts for 2,149 yards as sophomore (39.1 average)...Had four punts of 50 yards or longer...Walked on as freshman and won starting punter's job...Named to *Knoxville News-Sentinel* Freshman All-SEC team...Had 38 punts for 1,153 yards as freshman (39.8 average)...Also pitched for Mississippi State's baseball team.

**Personal:** Born Thomas E. Parks II (10-14-70) in Tupelo, MS...Prepped at Houston (MS) High...Averaged nearly 45 yards per kick...Also handled placekicking duties...Also two-year letter winner as pitcher on baseball team...Single...Resides in Reno, NV.

**Greg Payne****Defensive Back 5-10 190****Arizona**

**Pro:** Signed by 49ers as undrafted free agent (5-18-00).

**College:** Two-year starter at Arizona...Finished career with 83 tackles (65 solo), three interceptions, six passes defended, one sack for nine yards and five tackles for loss (30 yards)...Started all 11 games as senior...Totaled 40 tackles (32 solo), one interception, three passes defended and two tackles for loss (13 yards)...Started seven-of-nine games as junior...Posted 38 total tackles (31 solo)...Also recorded two interceptions, three passes defended, three tackles for loss (17 yards) and one sack...Started against Nebraska in Holiday Bowl...Posted five solo tackles in game...Attended Allan Hancock (CA) Community College for two years...Posted five interceptions as sophomore...Also returned 27 punts for 454 yards (16.8 average)...Named honorable mention All-America by J.C. Grid-Wire as sophomore...Named all-region by California Junior College Coaches Association.

**Personal:** Born Greg E. Payne, Jr. (12-3-77) in Tacoma, WA...Prepped at Morro Bay (CA) High...Two-year letter winner on football squad...Also ran track...Single...Resides in Los Osos, CA.

**Trey Pennington****Tight End****6-5 260****South Carolina**

**Pro:** Signed by 49ers as undrafted free agent (4-27-00).

**College:** Played tight end and defensive tackle in four years at South Carolina...Used mainly as blocking tight end...Caught five passes for 65 yards in career, all as senior...Saw action in 10 games as junior as tight end...Saw action on both sides of ball as sophomore, playing tight end and defensive tackle...Recorded seven tackles, including one sack, and four quarterback pressures as true freshman.

**Personal:** Born Curtis W. Pennington III (12-8-76) in Anderson, SC...Prepped at Westside (SC) High...All-state, all-region and all-area defensive end...Team MVP and team captain...Regarded as one of top prospects in state...Single...Resides in Anderson, SC.



## Danny Scott Defensive End 6-3 263 Louisiana-Lafayette

**Pro:** Signed by 49ers as undrafted free agent (4-20-00).

**College:** Two-year performer...Transferred from Missouri Western...Totaled 80 tackles (57 solo) in career...Also posted 21 tackles for loss (108 yards), 14.5 sacks, two forced fumbles and six passes defended...Registered 40 tackles (28 solo) as senior...Also posted 10 tackles for loss (44 yards), 6.5 sacks and five passes defended...Finished junior season with 40 tackles (29 solo), 11 tackles for loss (64 yards), eight sacks and one pass defended...Eight sacks in season ranks him fourth in school history...Was at Missouri Western for one semester before transferring to Louisiana-Lafayette...Prior to that, attended Southwest Mississippi Community College...Two year starter on defensive line.

**Personal:** Born Danny Kintell Scott (3-19-76) in Baton Rouge, LA...Prepped at Clinton (LA) High...Three-time All-District selection...Named to All-State squad as senior...Played on defensive line and tight end...Recorded four sacks in one game...Was also member of basketball squad...Three-time All-District team member for basketball...Single...Resides in Ethel, LA.

## Josh White Fullback 5-11 245 California

**Pro:** Signed by 49ers as undrafted free agent (4-20-00).

**College:** Rushed for 339 yards on 95 carries in three-year career at Cal...Also rushed for five touchdowns...Mainly used as blocking fullback as senior, but rushed for 92 yards on 17 carries...Also rushed for two touchdowns as senior, including four-yard touchdown run vs. Arizona State...Had career-long 62-yard run vs. UCLA...Rushed for 67 yards on 27 carries as junior...Also caught 14 passes for 93 yards...Rushed for career-high 180 yards on career-high 51 carries as sophomore...Carried ball 10 times for 41 yards at Arizona...Transferred to Cal after one season at Snow Junior College...Carried the ball 142 times for 619 yards as freshman...Also rushed for nine touchdowns...Caught 33 passes for 352 yards at Snow.

**Personal:** Born Joshua J. White (3-8-77) in Galveston, TX...Spent three years at Radford (Honolulu, HI) High...Graduated from Ferrington (Honolulu, HI) High...Earned all-state honors as senior...Is blind in left eye after childhood accident...Married (Ginger)...Couple resides in Albany, CA with daughter, Imani (9-24-97).

## Antonio Williams Defensive Line 6-7 300 South Carolina State

**Pro:** Signed by 49ers as undrafted free agent (4-24-00).

**College:** Three-year starter at South Carolina State...Recorded 119 tackles (73 solo) in career...Also recorded eight sacks, 17 tackles for loss (31 yards), four forced fumbles, one fumble recovery, one interception and one pass defended...Won team award as Best Defensive Lineman as senior...Made 49 tackles (27 solo), including six tackles for loss (17 yards), as senior...Also recorded three sacks, two forced fumbles and one fumble recovery...Posted 36 tackles (23 solo) as junior, including three tackles for loss (two yards)...Also notched three sacks and two forced fumbles...Named MEAC Defensive Lineman of the Week as junior for 10-tackle (eight solo) performance vs. Furman...Registered 34 tackles (23 solo) in first season with team...Also had eight tackles for loss (12 yards), two sacks and one interception as sophomore...Redshirted in 1996.

**Personal:** Born Antonio San Juan Williams (1-19-76) in Cola, SC...Prepped at C.A. Johnson (Cola, SC) High...Single...Resides in Cola, SC.

## Griff Yates Running Back 5-11 205 Southern Oregon

**Pro:** Signed by 49ers as undrafted free agent (4-20-00).

**College:** Ended career at Southern Oregon as holder of 15 school and 13 regional records...Set seven new records as senior...Rushed for 4,559 yards and 57 touchdowns (both school records) in career...Three-time NAIA All-America and All-Little Northwest...Rushed for 1,082 yards on 194 attempts as senior...Also recorded 16 touchdowns as senior...Posted best game of season at Linfield, rushing for 202 yards and three touchdowns on 28 touches...Named NAIA Independent Player of the Week following that performance...Rushed for 1,594 yards on 252 carries and 20 touchdowns as junior...Led league in rushing for second time...Second in nation in rushing as



junior...Posted best game of career against Pacific Lutheran and won NAIA Player of the Week honors with 348-yard, five touchdown performance...Rushed for career-high 1,713 yards and 20 touchdowns on 216 carries as sophomore...Led team as freshman with 20 special teams tackles...Rushed 25 times for 170 yards and one touchdown as redshirt-freshman.

**Personal:** Born Griff A. Yates (8-4-76) in Talent, OR...Prepped at Coquille (OR) High...First-team Far West League running back and linebacker...League MVP and second-team all-state as senior...Also wrestled in high school...Was 1993 3A 157-pound wrestling champion...Single...Resides in Talent, OR.



## SECONDARY SHUFFLE

No other position saw as much rotation as the 49ers secondary did in 1999. In fact, the 49ers used a combination of nine different lineups last season. Strong safety Tim McDonald was the only member of the 49ers defensive backs to start every game.

Opponent	LC	RC	FS	SS
at Jacksonville	Walker	McMillian	Schulters	T. McDonald
New Orleans	Walker	McMillian	Schulters	T. McDonald
at Arizona	Walker	McMillian	Schulters	T. McDonald
Tennessee	Newsome	McMillian	Schulters	T. McDonald
at St. Louis	Walker	McMillian	Schulters	T. McDonald
Carolina	McQuarters	McMillian	Schulters	T. McDonald
at Minnesota	McQuarters	Newsome	Schulters	T. McDonald
Pittsburgh	McQuarters	Prioleau	Bronson	T. McDonald
at New Orleans	McQuarters	Prioleau	Bronson	T. McDonald
St. Louis	Montgomery	R. McDonald	Schulters	T. McDonald
Green Bay	Montgomery	R. McDonald	Schulters	T. McDonald
at Cincinnati	Walker	R. McDonald	Schulters	T. McDonald
Atlanta	Walker	R. McDonald	Schulters	T. McDonald
at Carolina	Walker	R. McDonald	Schulters	T. McDonald
Washington	Prioleau	R. McDonald	Schulters	T. McDonald
at Atlanta	Walker	R. McDonald	Prioleau	T. McDonald



# SAN FRANCISCO 49ers NUMERICAL ROSTER

(As of July 1, 2000)

NO	NAME	POS	HT	WT	BIRTHDATE	EXP	COLLEGE	HOMETOWN
1	Parks, Tom	P	6-2	225	10-14-70	R	Mississippi State	Reno, NV
3	Mirer, Rick	QB	6-3	215	3-19-70	8	Notre Dame	Goshen, IN
4	Stanley, Chad	P	6-3	205	1-29-76	2	Stephen F. Austin	Pittsburg, TX
5	Garcia, Jeff	QB	6-1	195	2-24-70	2	San Jose State	Gilroy, CA
7	Richey, Wade	K	6-4	200	5-19-76	3	Louisiana State	Lafayette, LA
13	Rattay, Tim	QB	6-0	215	3-15-77	R	Louisiana Tech	Elyria, OH
14	Carter, Dwight	WR	5-9	185	9-19-77	R	Hawaii	Los Angeles, CA
14	Allen, Mikki	S	5-11	193	11-15-77	R	Tennessee	Murfreesboro, TN
15	Chew, Eric	WR	6-1	183	10-20-75	R	McNeese State	Alexandria, LA
15	Hill, Marcus	S	6-3	217	6-1-76	R	Angelo State	Oxnard, CA
17	Hall, Ricky	WR	6-2	207	1-17-76	R	Virginia Tech	Blacksburg, VA
18	Arrington, Jermaine	WR	5-9	176	7-3-77	R	Maryland	Adelphi, MD
19	Carmazzi, Giovanni	QB	6-3	224	4-14-77	R	Hofstra	Sacramento, CA
20	Hearst, Garrison	RB	5-11	215	1-4-71	8	Georgia	Lincolnton, GA
21	Payne, Greg	DB	5-10	190	12-3-77	R	Arizona	Los Osos, CA
22	Jackson, Terry	CB	6-0	218	1-10-76	2	Florida	Gainesville, FL
23	Prigoleau, Pierson	CB	5-10	191	8-6-77	2	Virginia Tech	Charleston, SC
24	Montgomery, Monty	CB	5-11	197	12-8-73	4	Houston	Dallas, TX
25	Garner, Charlie	RB	5-9	187	2-13-72	7	Tennessee	Fairfax, VA
26	Parker, Anthony	CB	6-1	200	12-4-75	2	Weber State	Denver, CO
27	Smith, Paul	RB	5-11	234	1-31-78	R	UTEP	El Paso, TX
28	Keith, John	S	6-0	207	2-4-77	R	Furman	Newnan, GA
29	Plummer, Ahmed	CB	5-11	191	3-26-76	R	Ohio State	Wyoming, OH
30	Schulters, Lance	S	6-2	195	5-27-75	3	Hofstra	Brooklyn, NY
31	Bronson, Zack	S	6-1	195	1-28-74	4	McNeese State	Jasper, TX
32	Jervy, Travis	RB	6-0	222	5-5-72	6	The Citadel	Columbia, SC
33	McMillan, Dyral	RB	5-9	217	1-11-77	R	South Florida	Bradenton, FL
35	McDonald, Ramos	CB	5-11	194	4-30-76	3	New Mexico	Texarkana, TX
36	Webster, Jason	CB	5-9	180	9-8-77	R	Texas A&M	Houston, TX
38	Heard, Ronnie	S	6-2	215	10-5-76	R	Mississippi	Baycity, TX
40	Beasley, Fred	FB	6-0	235	9-18-74	3	Auburn	Montgomery, AL
41	White, Josh	FB	5-11	245	3-8-77	R	California	Honolulu, HI
43	Yates, Griff	RB	5-11	205	8-4-76	R	Southern Oregon	Talent, OR
44	Lewis, Jonas	RB	5-9	210	12-27-76	R	San Diego State	San Diego, CA
44	Emanuel, Jim	LB	6-1	237	3-26-76	R	Hofstra	Philadelphia, PA
45	Swift, Justin	TE	6-3	265	8-14-75	1	Kansas St.	Overland Park, KS
46	Grant, Lamar	CB	5-10	188	4-26-78	R	Duke	Ocean, NJ
47	Pennington, Trey	TE	6-5	260	12-8-76	R	South Carolina	Anderson, SC
50	Dunlap, London	LB	6-3	232	2-10-77	R	Texas Christian	Ft. Worth, TX
51	Norton Jr., Ken	LB	6-2	254	9-29-66	13	UCLA	Los Angeles, CA
52	Thomas, Edward	LB	6-2	230	9-27-74	1	Georgia Southern	Atlanta, GA
53	Ulbrich, Jeff	LB	6-0	249	2-17-77	R	Hawaii	San Jose, CA
54	Lamar, Jason	LB	6-0	235	11-10-78	R	Toledo	Ypsilanti, MI
55	Tubbs, Winfred	LB	6-4	254	9-24-70	8	Texas	Fairfield, TX
56	Wesley, Joe	LB	6-1	229	11-10-76	2	LSU	Jackson, MS
58	Peterson, Julian	LB	6-3	235	7-28-78	R	Michigan State	Hillcrest Heights, MD
60	Lynch, Ben	C	6-4	295	11-18-72	2	California	Santa Rosa, CA
62	Newberry, Jeremy	G	6-5	315	3-23-76	3	California	Antioch, CA
63	Deese, Derrick	T	6-3	289	5-17-70	9	Southern California	Culver City, CA
65	Brown, Ray	G	6-5	318	12-12-62	15	Arkansas State	Marion, AR
66	Hopson, Tyrone	G	6-2	305	5-28-76	2	Eastern Kentucky	Hopkinsville, KY
67	Dalman, Chris	C	6-3	297	3-15-70	8	Stanford	Salinas, CA
69	Ostrowski, Phil	G	6-4	291	9-23-75	3	Penn State	Wilkes-Barre, PA
71	Killings, Cedric	DT	6-2	290	12-14-77	R	Carson Newman	Miami, FL
72	Goodspeed, Dan	OT	6-6	300	5-20-77	R	Kent State	Cleveland, OH



NO	NAME	POS	HT	WT	BIRTHDATE	EXP	COLLEGE	HOMETOWN
74	Fiore, Dave.....	T	6-4	290	8-10-74	5	Hofstra	Waldwick, NJ
75	Tenner, Jason.....	T	6-5	275	8-17-77	1	Villanova	Stanford, CA
76	Ledford, Dwayne.....	T	6-3	295	11-2-76	1	East Carolina	Marion, NC
77	Willig, Matt.....	T	6-8	315	1-21-69	9	Southern California	Santa Fe Springs, CA
78	Bell, Nate.....	DE	6-5	290	2-15-77	R	Southern	New Orleans, LA
79	Dercher, Dan.....	T	6-5	293	6-2-76	2	Kansas	Kansas City, KC
80	Rice, Jerry.....	WR	6-2	196	10-13-62	16	Miss. Valley State	Crawford, MS
81	Owens, Terrell.....	WR	6-3	217	12-7-73	5	Tenn-Chattanooga	Alexander City, AL
82	Bell, Shonn.....	TE	6-5	257	10-25-74	2	Virginia-Wise	Stuarts Draft, VA
83	Stokes, J.J.....	WR	6-4	217	10-6-72	6	UCLA	San Diego, CA
84	Dupree, Terrence.....	TE	6-3	260	11-9-77	R	Duke	Seffner, FL
85	Clark, Greg.....	TE	6-4	251	4-7-72	4	Stanford	Bountiful, UT
86	Jennings, Brian.....	TE	6-5	238	10-14-76	R	Arizona State	Mesa, AZ
88	Fields, Chafie.....	WR	6-1	200	2-4-77	R	Penn State	Philadelphia, PA
89	Streets, Tai.....	WR	6-1	193	4-20-77	2	Michigan	Matteson, IL
90	Bryant, Junior.....	DT	6-4	278	1-16-71	6	Notre Dame	Omaha, NE
91	Okeafor, Chike.....	DE	6-4	248	3-27-76	2	Purdue	West Lafayette, IN
92	McGrew, Reggie.....	DT	6-1	301	12-16-76	2	Florida	Mayo, FL
93	Milem, John.....	DE	6-7	290	6-9-75	R	Lenoir-Rhyne	Concord, NC
94	Johnson, Tyronn.....	DT	6-1	295	10-18-78	R	Florida A&M	Miami, FL
95	Engelberger, John.....	DE	6-4	260	10-18-76	R	Virginia Tech	Blacksburg, VA
96	Posey, Jeff.....	DE	6-4	240	8-14-75	3	Southern Mississippi	Bassfield, MS
97	Young, Bryant.....	DT	6-3	291	1-27-72	7	Notre Dame	Chicago Heights, IL
98	Williams, Antonio.....	DL	6-7	300	1-19-76	R	South Carolina State	Cola, SC
99	Scott, Danny.....	DE	6-3	263	3-19-76	R	Louisiana-Lafayette	Baton Rouge, LA

**HEAD COACH:** Steve Mariucci (4th Year), **OFFENSIVE COORDINATOR:** Marty Mornhinweg, **DEFENSIVE COORDINATOR:** Jim Mora, **ASSISTANTS:** Jerry Attaway (Physical Development Coordinator), Michael Barnes (Strength Development Coordinator), Joe Barry (Defensive Quality Control), Dwaine Board (Defensive Line), Chris Beake (Defensive Assistant), Bruce DeHaven (Special Teams), Greg Knapp, (Offensive Assistant/Quarterbacks), Patrick Morris (Offensive Line), Brett Maxie (Assistant Secondary), Tom Batta, (Tight Ends), Tom Rathman (Running Backs), Richard Smith (Linebackers), George Stewart (Wide Receivers), Andy Sugarman, (Offensive Assistant)

## IRON STREAK

Ken Norton Jr. enters the 2000 season having started 144 consecutive regular season games, including eight with a torn right biceps muscle in 1993. Norton has the longest active streak among linebackers in the NFL and is tied for third overall. The two-time Pro Bowler has not missed a regular season game since Dallas closed out the regular season against Atlanta (12-30-90).

## CONSECUTIVE GAMES STARTED

1. Bruce Matthews 197
  2. Randall McDaniel 168
  3. Ken Norton Jr. 144
- Tony Mayberry 144  
Wayne Martin 144



# SAN FRANCISCO 49ers ALPHABETICAL ROSTER

(As of July 1, 2000)

NO	NAME	POS	HT	WT	BIRTHDATE	EXP	COLLEGE	HOW ACQ'D
14	Allen, Mikki	S	5-11	193	11-15-77	R	Tennessee	FA in '00
18	Arrington, Jermaine	WR	5-9	176	7-3-77	R	Maryland	FA in '00
40	Beasley, Fred	FB	6-0	235	9-18-74	3	Auburn	D-6 in '98
78	Bell, Nate	DE	6-5	290	2-15-77	R	Southern	FA in '00
82	Bell, Shonn	TE	6-5	257	10-25-74	2	Virginia-Wise	FA in '99
31	Bronson, Zack	S	6-1	195	1-28-74	4	McNeese State	FA in '97
65	Brown, Ray	G	6-5	318	12-12-62	15	Arkansas State	FA in '96
90	Bryant, Junior	DT	6-4	278	1-16-71	6	Notre Dame	FA in '93
19	Carmazzi, Giovanni	QB	6-3	224	4-14-77	R	Hofstra	D-3A in '00
14	Carter, Dwight	WR	5-9	185	9-19-77	R	Hawaii	FA in '00
15	Chew, Eric	WR	6-1	183	10-20-75	R	McNeese State	FA in '00
85	Clark, Greg	TE	6-4	251	4-7-72	4	Stanford	D-3 in '97
67	Dalman, Chris	C	6-3	297	3-15-70	8	Stanford	D-6 in '93
63	Deese, Derrick	T	6-3	289	5-17-70	9	Southern California	FA in '92
79	Dercher, Dan	T	6-5	293	6-2-76	2	Kansas	FA in '99
50	Dunlap, London	LB	6-3	232	2-10-77	R	Texas Christian	FA in '00
84	Dupree, Terrence	TE	6-3	260	11-9-77	R	Duke	FA in '00
44	Emanuel, Jim	LB	6-1	237	3-26-76	R	Hofstra	FA in '00
95	Engelberger, John	DE	6-4	260	10-18-76	R	Virginia Tech	D-2A in '00
88	Fields, Chafie	WR	6-1	200	2-4-77	R	Penn State	FA in '00
74	Fiore, Dave	T	6-4	290	8-10-74	5	Hofstra	FA in '98
5	Garcia, Jeff	QB	6-1	195	2-24-70	2	San Jose State	FA in '99
25	Garnier, Charlie	RB	5-9	187	2-13-72	7	Tennessee	FA in '99
72	Goodspeed, Dan	OT	6-6	300	5-20-77	R	Kent State	FA in '00
17	Hall, Ricky	WR	6-2	207	1-17-76	R	Virginia Tech	FA in '00
38	Heard, Ronnie	S	6-2	215	10-5-76	R	Mississippi	FA in '00
20	Hearst, Garrison	RB	5-11	215	1-4-71	8	Georgia	FA in '97
15	Hill, Marcus	S	6-3	217	6-1-76	R	Angelo State	FA in '00
66	Hopson, Tyrone	G	6-2	305	5-28-76	2	Eastern Kentucky	D-5 in '99
22	Jackson, Terry	RB	6-0	218	1-10-76	2	Florida	D-5 in '99
86	Jennings, Brian	TE	6-5	238	10-14-76	R	Arizona State	D-7B in '00
32	Jervey, Travis	RB	6-0	222	5-5-72	6	The Citadel	FA in '99
94	Johnson, Tyrone	DT	6-1	295	10-18-78	R	Florida A&M	FA in '00
28	Keith, John	S	6-0	207	2-4-77	R	Furman	D-4 in '00
71	Killings, Cedric	DT	6-2	290	12-14-77	R	Carson Newman	FA in '00
54	Lamar, Jason	LB	6-0	235	11-10-78	R	Toledo	FA in '00
76	Ledford, Dwayne	T	6-3	295	11-2-76	1	East Carolina	FA in '99
44	Lewis, Jonas	RB	5-9	210	12-27-76	R	San Diego State	FA in '00
60	Lynch, Ben	C	6-4	295	11-18-72	2	California	FA in '99
35	McDonald, Ramos	CB	5-11	194	4-30-76	3	New Mexico	FA in '99
92	McGrew, Reggie	DT	6-1	301	12-16-76	2	Florida	D-1 in '99
33	McMillan, Dyral	RB	5-9	217	1-11-77	R	South Florida	FA in '00
59	Michel, Jake	LB	6-1	245	3-10-77	R	Northwestern State	FA in '00
93	Milem, John	DE	6-7	290	6-9-75	R	Lenoir-Rhyne	D-5B in '00
3	Mirer, Rick	QB	6-3	215	3-19-70	8	Notre Dame	FA in '00
24	Montgomery, Monty	CB	5-11	197	12-8-73	4	Houston	FA in '99
62	Newberry, Jeremy	G	6-5	315	3-23-76	3	California	D-2 in '98
51	Norton Jr., Ken	LB	6-2	254	9-29-66	13	UCLA	FA in '94
91	Okeafor, Chike	DE	6-4	248	3-27-76	2	Purdue	D-3 in '99
69	Ostrowski, Phil	G	6-4	291	9-23-75	3	Penn State	D-5 in '98
81	Owens, Terrell	WR	6-3	217	12-7-73	5	Tenn-Chattanooga	D-3 in '96
26	Parker, Anthony	CB	6-1	200	12-4-75	2	Weber State	D-4 in '99
1	Parks, Tom	P	6-2	225	10-14-70	R	Mississippi State	FA in '00
21	Payne, Greg	DB	5-10	190	12-3-77	R	Arizona	FA in '99
47	Pennington, Trey	TE	6-5	260	12-8-76	R	South Carolina	FA in '00




NO	NAME	POS	HT	WT	BIRTHDATE	EXP	COLLEGE	HOW ACQ'D
58	Peterson, Julian	LB	6-3	235	7-28-78	R	Michigan State	D-1A in '00
29	Plummer, Ahmed	CB	5-11	191	3-26-76	R	Ohio State	D-1B in '00
96	Posey, Jeff	DE	6-4	240	8-14-75	3	Southern Mississippi	FA in '98
23	Prioleau, Pierson	CB	5-10	191	8-6-77	2	Virginia Tech	D-4 in '99
13	Rattay, Tim	QB	6-0	215	3-15-77	R	Louisiana Tech	D-7A in '00
80	Rice, Jerry	WR	6-2	196	10-13-62	16	Miss. Valley State	D-1 in '85
7	Richey, Wade	K	6-4	200	5-19-76	3	Louisiana State	FA in '98
30	Schulters, Lance	S	6-2	195	5-27-75	3	Hofstra	D-4 in '98
99	Scott, Danny	DE	6-3	263	3-19-76	R	Louisiana-Lafayette	FA in '00
27	Smith, Paul	RB	5-11	234	1-31-78	R	UTEP	D-5A in '00
4	Stanley, Chad	P	6-3	205	1-29-76	2	Stephen F. Austin	FA in '99
83	Stokes, J.J.	WR	6-4	217	10-6-72	6	UCLA	D-1 in '95
89	Streets, Tai	WR	6-1	193	4-20-77	2	Michigan	D-6 in '99
45	Swift, Justin	TE	6-3	265	8-14-75	1	Kansas St.	FA in '99
75	Tenner, Jason	T	6-5	275	8-17-77	1	Villanova	FA in '99
52	Thomas, Edward	LB	6-2	230	9-27-74	1	Georgia Southern	FA in '00
55	Tubbs, Winfred	LB	6-4	254	9-24-70	8	Texas	FA in '98
53	Ulbrich, Jeff	LB	6-0	249	2-17-77	R	Hawaii	D-3B in '00
36	Webster, Jason	CB	5-9	180	9-8-77	R	Texas A&M	D-2B in '00
56	Wesley, Joe	LB	6-1	229	11-10-76	2	LSU	FA in '99
41	White, Josh	FB	5-11	245	3-8-77	R	California	FA in '00
98	Williams, Antonio	DL	6-7	300	1-19-76	R	South Carolina State	FA in '00
77	Willig, Matt	T	6-8	315	1-21-69	9	Southern California	FA in '00
43	Yates, Griff	RB	5-11	205	8-4-76	R	Southern Oregon	FA in '00
97	Young, Bryant	DT	6-3	291	1-27-72	7	Notre Dame	D-1 in '94

**HEAD COACH:** Steve Mariucci (4th Year), **OFFENSIVE COORDINATOR:** Marty Mornhinweg, **DEFENSIVE COORDINATOR:** Jim Mora, **ASSISTANTS:** Jerry Attaway (Physical Development Coordinator), Michael Barnes (Strength Development Coordinator), Joe Barry (Defensive Quality Control), Dwaine Board (Defensive Line), Chris Beake (Defensive Assistant), Bruce DeHaven (Special Teams), Greg Knapp, (Offensive Assistant/Quarterbacks), Patrick Morris (Offensive Line), Brett Maxie (Assistant Secondary), Tom Batta, (Tight Ends), Tom Rathman (Running Backs), Richard Smith (Linebackers), George Stewart (Wide Receivers), Andy Sugarman, (Offensive Assistant)

## MARKED IMPROVEMENT

Jeff Garcia's improvement from his fifth career start to his sixth did not set an NFL record, but it was quite remarkable. The former Canadian League star threw for 39 yards in his last NFL start against Pittsburgh (11-7-00) and jumped to 437 yards in his return to the starting lineup against Cincinnati (12-5-00). The 398-yard increase was the most by an NFL quarterback since Boomer Esiason had a 500-yard improvement from one start to the next in 1996. As a starter for Arizona, Esiason completed 4-of-12 passes for 22 yards and two interceptions against New England (9-15-96) before being replaced. He returned to the starting lineup against Washington (11-10-96) and completed 35-of-59 passes for 522 yards and three touchdowns.



Jeff Garcia threw for 2,544 yards and rushed for 231 in 1999.

### TACKLE BOX

Ken Norton Jr. has led the 49ers in tackles in each of his six years with the team. The 12-year veteran paced the team again with 126 tackles in 1999. He has been his team's leader in tackles for eight consecutive seasons (two in Dallas), and has now recorded five consecutive seasons with 100 or more tackles.



**1999 IN REVIEW**



# 1999 49ERS PRESEASON STATISTICS

## WON 3, LOST 1

Date	W-L	Score	Opponent
08/12	W	31-24	San Diego
08/19	W	24-23	Seattle
08/30	W	16-8	at Oakland
09/03	L	3-34	at Denver

## Attendance

65,898
66,193
61,901
68,421

## 49ers

## Opponents

## TOTAL FIRST DOWNS

TOTAL FIRST DOWNS	
Rushing	
Passing	
Penalty	
3rd Down: Made/Att.	
3rd Down Pct.	
4th Down: Made/Att.	
4th Down Pct.	



# 1999 49ERS PRESEASON DEFENSIVE STATISTICS

## BASED ON PLAY-BY-PLAY

Name	Tackles			Sacks/Yds	Int/Yds	PD
	Solo	Ast	Total			
Schulters, Lance	16	2	18	0/0	0/0	4
Prioleau, Pierson	15	0	15	1.0/9.0	1/0	3
Bonham, Shane	9	4	13	1.5/12.0	0/0	0
McMillian, Mark	10	0	10	0/0	0/0	1
Posey, Jeff	9	1	10	0/0	0/0	1
Smith, Brian	9	1	10	0/0	0/0	0
Serwanga, Wasswa	8	0	8	0/0	2/0	5
Richie, David	7	1	8	0/0	1/0	1
Jones, Toya	7	1	8	0/0	1/0	1
Wesley, Joe	7	1	8	0/0	0/0	0
Buckner, Brentson	6	2	8	0.5/3.0	0/0	0
Givens, Reggie	5	2	7	1.0/5.0	0/0	0
McQuarters, R.W.	6	1	7	0/0	0/0	1
Norton, Jr. Ken	7	0	7	0/0	0/0	1
Bronson, Zack	6	0	6	1.0/1.0	0/0	1
Tubbs, Winfred	5	1	6	1.0/0	0/0	0
Woodall, Lee	5	0	5	0/0	0/0	0
Rubio, Angel	5	0	5	0/0	0/0	0
Bryant, Junior	4	1	5	0/0	0/0	1
Peterson, Anthony	4	0	4	0/0	0/0	2
Walker, Darnell	4	0	4	0/0	0/0	0
McGrew, Reggie	2	2	4	0/0	0/0	0
Hanks, Merton	3	1	4	0/0	0/0	0
McDonald, Tim	3	0	3	0/0	0/0	0
Minor, Kory	3	0	3	0/0	0/0	0
Herndon, Kelly	2	0	2	0/0	0/0	0
Wilkins, Gabe	3	0	3	2.0/9.0	0/0	0
Malveaux, Kelly	2	0	2	0/0	0/0	0
Strickland, Vernon	1	0	1	0/0	0/0	0
O'Sullivan, Dennis	1	0	1	0/0	0/0	0
Croff, Tim	1	0	1	0/0	0/0	0
Hopson, Tyrone	0	1	1	0/0	0/0	0
Keneley, Matt	0	1	1	0/0	0/0	0
Okeafor, Chike	0	1	1	0/0	0/0	0
Washington, Marvin	0	1	1	0/0	0/0	0
Blackwell, Kory	0	0	0	0/0	0/0	1
<b>TOTALS</b>	<b>125</b>	<b>19</b>	<b>144</b>	<b>5.5/18.0</b>	<b>4/0</b>	<b>15</b>

**FORCED FUMBLES (1):** Kelly Malveaux (1)

**FUMBLE RECOVERIES (1):** Zack Bronson (1)

## 1999 49ERS PRESEASON SPECIAL TEAMS STATISTICS

Name	Tackles			Name	Tackles		
	Solo	Ast	Total		Solo	Ast	Total
Bronson, Zack	3	0	3	Schulters, Lance	1	0	1
Bell, Shonn	3	0	3	Zelenka, Joe	1	0	1
Benjamin, Na'il	3	0	3	Serwanga, Wasswa	1	0	1
Jervy, Travis	2	0	2	Jackson, Terry	0	1	1
Posey, Jeff	2	0	2	Strickland, Vernon	0	1	1
Jones, Toya	1	1	2	Freeman, Chris	1	0	1
Peterson, Anthony	1	0	1	<b>TOTALS</b>	<b>20</b>	<b>3</b>	<b>23</b>
Givens, Reggie	1	0	1				

**FORCED FUMBLES (2):** Fred Beasley (1), Kory Minor (1)

**FUMBLE RECOVERIES (1):** Kory Blackwell (1)

## 1999 49ERS PRESEASON MISCELLANEOUS STATISTICS

Name	Tackles		
	Solo	Ast	Total
Harris, Mark	2	0	2
Newberry, Jeremy	1		1
Benjamin, Na'il	1	0	1
<b>TOTALS</b>	<b>4</b>	<b>0</b>	<b>4</b>

**FORCED FUMBLES (0):**

**FUMBLE RECOVERIES (2):** Na'il (1), Jeff Garcia (1)



# 1999 49ERS REGULAR SEASON STATISTICS

## WON 4, LOST 12

Date	W-L	Score	Opponent	Attendance
09/12	L	3-41	at Jacksonville	68,678
09/19	W	28-21	New Orleans	67,685
09/27	W	24-10	at Arizona	72,100
10/03	W	24-22	Tennessee	67,447
10/10	L	20-42	at St. Louis	65,872
10/17	L	29-31	Carolina	68,151
10/24	L	16-40	at Minnesota	64,109
11/07	L	6-27	Pittsburgh	68,657
11/14	L	6-24	at New Orleans	52,198
11/21	L	7-23	St. Louis	68,193
11/29	L	3-20	Green Bay	68,304
12/05	L	30-44	at Cincinnati	53,463
12/12	W	26-7	Atlanta	67,465
12/18	L	24-41	at Carolina	62,373
12/26	L	20-26	OT Washington	68,329
01/03	L	29-34	at Atlanta	57,980

	49ers	Opponents
--	-------	-----------

<b>TOTAL FIRST DOWNS</b>	300	315
--------------------------	-----	-----

Rushing	102	91
---------	-----	----

Passing	172	192
---------	-----	-----

Penalty	26	32
---------	----	----

3rd Down: Made/Att	70/206	81/202
--------------------	--------	--------

3rd Down Pct.	34.0	40.1
---------------	------	------

4th Down: Made/Att	8/23	7/11
--------------------	------	------

4th Down Pct.	34.8	63.6
---------------	------	------

<b>POSSESSION AVG.</b>	30:17	29:43
------------------------	-------	-------

<b>TOTAL NET YARDS</b>	5380	5687
------------------------	------	------

Avg. Per Game	336.3	355.4
---------------	-------	-------

Total Plays	1012	979
-------------	------	-----

Avg. Per Play	5.3	5.8
---------------	-----	-----

<b>NET YARDS RUSHING</b>	2085	1619
--------------------------	------	------

Avg. Per Game	130.3	101.2
---------------	-------	-------

Total Rushes	419	426
--------------	-----	-----

<b>NET YARDS PASSING</b>	3295	4068
--------------------------	------	------

Avg. Per Game	205.9	254.3
---------------	-------	-------

Sacked/Yards Lost	33/231	32/227
-------------------	--------	--------

Gross Yards	3526	4295
-------------	------	------

Att./Completions	560/324	521/317
------------------	---------	---------

Completion Pct.	57.9	60.8
-----------------	------	------

Had Intercepted	19	13
-----------------	----	----

<b>PUNTS/AVERAGE</b>	75/38.4	69/39.3
----------------------	---------	---------

<b>NET PUNTING AVG.</b>	75/30.7	69/34.9
-------------------------	---------	---------

<b>PENALTIES/YARDS</b>	120/1045	96/760
------------------------	----------	--------

<b>FUMBLES/BALL LOST</b>	29/13	18/7
--------------------------	-------	------

<b>TOUCHDOWNS</b>	33	53
-------------------	----	----

Rushing	14	11
---------	----	----

Passing	14	36
---------	----	----

Returns	5	6
---------	---	---

<b>SCORE BY PERIODS</b>	Q1	Q2	Q3	Q4	OT	PTS
-------------------------	----	----	----	----	----	-----

49ERS	66	109	42	78	0	295
-------	----	-----	----	----	---	-----

OPPONENTS	92	143	130	82	6	453
-----------	----	-----	-----	----	---	-----

<b>SCORING</b>	TD-Ru	Pa-Rt	K-PAT	FG	S	PTS
----------------	-------	-------	-------	----	---	-----

Richey	0	0	0	30/31	21/23	0 93
--------	---	---	---	-------	-------	------

Garner	6	4	2	0	0	36
--------	---	---	---	---	---	----

Rice	5	0	5	0	0	30
------	---	---	---	---	---	----

Beasley	4	4	0	0	0	24
---------	---	---	---	---	---	----

Owens	4	0	4	0	0	24
-------	---	---	---	---	---	----

Stokes	3	0	3	0	0	20
--------	---	---	---	---	---	----

Garcia	2	2	0	0	0	12
--------	---	---	---	---	---	----

Phillips	2	2	0	0	0	12
----------	---	---	---	---	---	----

Walker	2	0	0	2	0	12
--------	---	---	---	---	---	----

Bryant	1	0	0	1	0	6
--------	---	---	---	---	---	---

Jervy	1	1	0	0	0	6
-------	---	---	---	---	---	---

McMillian TM	1	0	0	1	0	6
--------------	---	---	---	---	---	---

Schulters	1	0	0	1	0	6
-----------	---	---	---	---	---	---

Vardell	1	1	0	0	0	6
---------	---	---	---	---	---	---

B. Young	0	0	0	0	1	2
----------	---	---	---	---	---	---

<b>TEAM</b>	33	14	14	5	30/31	21/23 1 295
-------------	----	----	----	---	-------	-------------

<b>OPPONENTS</b>	53	11	36	6	50/50	27/32 1 453
------------------	----	----	----	---	-------	-------------

## 2-PT. CONVERSIONS: Stokes

## 49ERS 1-2, OPPONENTS 1-2

**SACKS:** B. Young 11.0, Bryant 4.5, Haley 3.0, Woodall 2.5, T. McDonald 2.0, Posey 2.0, Tubbs 2.0, Buckner 1.0, Norton 1.0, Okefor 1.0, Walker 1.0, Wilkins 1.0

## 49ERS 32.0, OPPONENTS 33.0

## RUSHING

	No	Yds	Avg	Long	TD
--	----	-----	-----	------	----

Garner	241	1229	5.1	53	4
--------	-----	------	-----	----	---

Beasley	58	276	4.8	44t	4
---------	----	-----	-----	-----	---

Garcia	45	231	5.1	25	2
--------	----	-----	-----	----	---

Phillips	30	144	4.8	68t	2
----------	----	-----	-----	-----	---

Jackson	15	75	5.0	11	0
---------	----	----	-----	----	---

S. Young	11	57	5.2	14	0
----------	----	----	-----	----	---

Jervy	6	49	8.2	33	1
-------	---	----	-----	----	---

Stenstrom	3	15	5.0	8	0
-----------	---	----	-----	---	---

Rice	2	13	6.5	11	0
------	---	----	-----	----	---

Vardell	6	6	1.0	5	1
---------	---	---	-----	---	---

Stanley	1	0	0.0	0	0
---------	---	---	-----	---	---

<b>TEAM</b>	418	2095	5.0	68t	14
-------------	-----	------	-----	-----	----

<b>OPPONENTS</b>	426	1619	3.8	52	11
------------------	-----	------	-----	----	----

## RECEIVING

	No	Yds	Avg	Long	TD
--	----	-----	-----	------	----

Rice	67	830	12.4	62	5
------	----	-----	------	----	---

Owens	60	754	12.6	36	4
-------	----	-----	------	----	---

Garner	56	535	9.6	53	2
--------	----	-----	-----	----	---

Stokes	34	429	12.6	47	3
--------	----	-----	------	----	---

Clark	34	347	10.2	24	0
-------	----	-----	------	----	---

Beasley	32	282	8.8	24	0
---------	----	-----	-----	----	---

Phillips	15	152	10.1	47	0
----------	----	-----	------	----	---

Vardell	7	36	5.1	11	0
---------	---	----	-----	----	---

Harris	6	66	11.0	33	0
--------	---	----	------	----	---

Cline TM	4	45	11.3	30	0
----------	---	----	------	----	---

Jackson	3	6	2.0	4	0
---------	---	---	-----	---	---

Streets	2	25	12.5	14	0
---------	---	----	------	----	---

Fann	2	8	4.0	6	0
------	---	---	-----	---	---

Stenstrom	1	9	9.0	9	0
-----------	---	---	-----	---	---

Jervy	1	2	2.0	2	0
-------	---	---	-----	---	---

<b>TEAM</b>	324	3526	10.9	62	14
-------------	-----	------	------	----	----

<b>OPPONENTS</b>	317	4295	13.5	80t	36
------------------	-----	------	------	-----	----

## INTERCEPTIONS

	No	Yds	Avg	Long	TD
--	----	-----	-----	------	----

Schulters	6	127	21.2	64t	1
-----------	---	-----	------	-----	---

T. McDonald	2	18	9.0	18	0
-------------	---	----	-----	----	---

Walker	1	27	27.0	27t	1
--------	---	----	------	-----	---

McQuarters	1	25	25.0	25	0
------------	---	----	------	----	---

Tubbs	1	8	8.0	8	0
-------	---	---	-----	---	---

R. McDonald LG	1	4	4.0	4	0
----------------	---	---	-----	---	---

R. McDonald TM	1	4	4.0	4	0
----------------	---	---	-----	---	---

McMillian TM	1	0	0.0	0	0
--------------	---	---	-----	---	---

<b>TEAM</b>	13	209	16.1	64t	2
-------------	----	-----	------	-----	---

<b>OPPONENTS</b>	19	286	15.1	93t	2
------------------	----	-----	------	-----	---

## PUNTING

	No	Yds	Avg	Net	TB	In	Lg	B
--	----	-----	-----	-----	----	----	----	---

Stanley	69	2737	39.7	30.7	9	20	70	2
---------	----	------	------	------	---	----	----	---

Richey	4	146	36.5	30.3	0	1	45	0
--------	---	-----	------	------	---	---	----	---

<b>TEAM</b>	75	2883	38.4	30.7	9	21	70	2
-------------	----	------	------	------	---	----	----	---

<b>OPPONENTS</b>	69	2714	39.3	34.9	10	24	5	0
------------------	----	------	------	------	----	----	---	---

## PUNT RETURNS

	Ret	FC	Yds	Avg	Long	TD
--	-----	----	-----	-----	------	----

McQuarters	18	3	90	5.0	32	0
------------	----	---	----	-----	----	---

Preston LG	12	10	71	5.9	12	0
------------	----	----	----	-----	----	---

Preston TM	3	8	6	2.0	6	0
------------	---	---	---	-----	---	---

Harris	4	2	8	2.0	5	0
--------	---	---	---	-----	---	---

Givens	1	0	0	0.0	0	0
--------	---	---	---	-----	---	---

<b>TEAM</b>	26	13	104	4.0	32	0
-------------	----	----	-----	-----	----	---

<b>OPPONENTS</b>	33	11	399	12.1	70t	2
------------------	----	----	-----	------	-----	---

## KICKOFF RETURNS

	No	Yds	Avg	Long	TD
--	----	-----	-----	------	----

McQuarters	26	568	21.8	37	0
------------	----	-----	------	----	---

Preston LG	21	411	19.6	58	0
------------	----	-----	------	----	---

Preston TM	16	292	18.3	58	0
------------	----	-----	------	----	---

Phillips	19	415	21.8	75	0
----------	----	-----	------	----	---

Jervy	8	191	23.9	48	0
-------	---	-----	------	----	---

Prioleau	3	73	24.3	32	0
----------	---	----	------	----	---

Harris	2	26	13.0	15	0
--------	---	----	------	----	---

Peterson	2	10	5.0	10	0
----------	---	----	-----	----	---

Lynch	1	4	4.0	4	0
-------	---	---	-----	---	---



TEAM	77	1579	20.5	75	0
OPPONENTS	47	1093	23.3	971	1

<b>FIELD GOALS</b>	<b>1-19</b>	<b>20-29</b>	<b>30-39</b>	<b>40-49</b>	<b>50+</b>
Richey	1/1	7/7	7/8	5/6	1/1
<b>49ERS</b>	<b>1/1</b>	<b>7/7</b>	<b>7/8</b>	<b>5/6</b>	<b>1/1</b>
<b>OPPONENTS</b>	<b>1/1</b>	<b>12/12</b>	<b>5/7</b>	<b>8/10</b>	<b>1/2</b>

<b>PASSING</b>	<b>Att</b>	<b>Cmp</b>	<b>Yds</b>	<b>Cmp%</b>	<b>Yds/Att</b>	<b>TD</b>	<b>TD%</b>	<b>Int</b>	<b>Int%</b>	<b>Long</b>	<b>Sack/Lost</b>	<b>Rating</b>
Garcia	375	225	2544	60.0	6.78	11	2.9	11	2.9	62	15/104	77.9
Stenstrom	100	54	536	54.0	5.36	0	0.0	4	4.0	32	10/66	52.8
S. Young	84	45	446	53.6	5.31	3	3.6	4	4.8	53	8/63	60.9
Rice	1	0	0	0.0	0.00	0	0.0	0	0.0	0	0/0	39.6
Gamer	0	0	0	—	—	0	—	0	—	—	1/8	—
<b>TEAM</b>	<b>560</b>	<b>324</b>	<b>3526</b>	<b>57.9</b>	<b>6.30</b>	<b>14</b>	<b>2.5</b>	<b>19</b>	<b>3.4</b>	<b>62</b>	<b>34/241</b>	<b>70.7</b>
<b>OPPONENTS</b>	<b>521</b>	<b>317</b>	<b>4295</b>	<b>60.8</b>	<b>8.24</b>	<b>36</b>	<b>6.9</b>	<b>13</b>	<b>2.5</b>	<b>801</b>	<b>32/227</b>	<b>99.8</b>

## 1999 49ERS DEFENSIVE STATISTICS

(REGULAR SEASON)  
BASED ON COACHES REVIEW OF GAME FILM

Name	Tackles			Sacks/Yds	Int/Yds	PD
	Solo	Asst	Total			
Norton, Jr. Ken	84	42	126	1.0/10	0/0	5
Tubbs, Winfred	75	32	107	2.0/21.5	31/8	2
McDonald, Tim	62	32	94	2.0/16	2/18	6
Schulters, Lance	58	22	80	0/0	6/127	9
Woodall, Lee	56	21	77	2.5/12.5	0/0	1
Bryant, Junior	40	15	55	4.5/37	0/0	4
Walker, Darnell	46	4	50	1.0/5	1/27	6
Prioleau, Pierson	40	8	48	0/0	0/0	6
Buckner, Brentson	30	14	44	1.0/4	0/0	3
Young, Bryant	35	7	42	11.0/81	0/0	3
McQuarters, R.W.	29	6	35	0/0	1/25	4
McDonald, Ramos	29	3	32	0/0	1/4	6
Wilkins, Gabe	20	7	27	1.0/6	0/0	1
McMillian, Mark	23	2	25	0/0	1/0	3
Bronson, Zack	15	7	22	0/0	0/0	1
Posay, Jeff	13	6	19	2.0/16	0/0	2
Montgomery, Monty	14	1	15	0/0	0/0	1
Washington, Marvin	10	1	11	0/0	0/0	3
Newsome, Craig	9	1	10	0/0	0/0	1
Okeafor, Chike	9	0	9	1.0/4	0/0	0
Haley, Charles	7	1	8	3.0/22	0/0	3
Serwanga, Wasswa	5	0	5	0/0	0/0	2
Peterson, Anthony	2	2	4	0/0	0/0	1
Keneley, Matt	1	2	3	0/0	0/0	0
Richie, David	0	1	1	0/0	0/0	0
Wesley, Joe	0	1	1	0/0	0/0	0
Prioleau, Pierson	1	0	1	0/0	0/0	1
<b>TOTALS</b>	<b>713</b>	<b>238</b>	<b>951</b>	<b>32.0/58</b>	<b>13/209</b>	<b>74</b>

**FORCED FUMBLES (10):** Winfred Tubbs (3), Junior Bryant (2), Tim McDonald (1), Lee Woodall (1), Darnell Walker (1), Pierson Prioleau (1), Anthony Peterson (1)

**FUMBLE RECOVERIES (4):** Tim McDonald (1), Lee Woodall (1), Junior Bryant (1), Darnell Walker (1)

### 1999 49ERS REGULAR SEASON SPECIAL TEAMS STATISTICS

Name	Tackles			Name	Tackles		
	Solo	Asst	Total		Solo	Asst	Total
Jackson, Terry	8	4	12	McMillian, Mark	3	0	3
Givens, Reggie	10	1	11	Jervy, Travis	2	1	3
Bronson, Zack	3	5	8	Schulters, Lance	2	0	2
Draft, Chris	5	3	8	Phillips, Lawrence	1	0	1
Posay, Jeff	5	1	6	Bell, Shonn	1	0	1
Harris, Mark	6	0	6	McQuarters, R.W.	1	0	1
Prioleau, Pierson	4	1	6	Stanley, Chad	1	0	1
Serwanga, Wasswa	5	0	5	Fann, Chad	1	0	1
Peterson, Anthony	5	0	5	Richey, Wade	0	1	1
Wesley, Joe	4	0	4	Zelenka, Joe	1	0	1
Okeafor, Chike	3	1	4	<b>TOTALS</b>	<b>75</b>	<b>18</b>	<b>94</b>
Walker, Darnell	4	0	4				

**FORCED FUMBLES (0):**

**FUMBLE RECOVERIES (5):** Darnell Walker (1), Shonn Bell (1), Chad Fann (1), Joe Zelenka (1), Roell Preston (1)

**BLOCKED KICKS (1):** Brentson Buckner (1)



# 1999 49ERS REGULAR SEASON PLAYER PARTICIPATION CHART

PLAYER	Wk 1	Wk 2	Wk 3	Wk 4	Wk 5	Wk 6	Wk 7	Wk 8	Wk 9	Wk 10	Wk 11	Wk 12	Wk 13	Wk 14	Wk 15	Wk 16	Wk 17	
	Jack	N.O.	Ari	TENN	S.F.	CAR	Min	BYE	PIT	N.O.	ST.L	G.J.	Cin	ATL	Car	WA	ATL	GP/GS/DNP/IA
	9/12	9/19	9/27	10/3	10/10	10/17	10/24	10/31	11/7	11/14	11/21	11/29	12/5	12/12	12/18	12/26	1/30	
Barnes, Pat	NR	NR	NR	EQ	EQ	NR	EQ		EQ	EQ	EQ	EQ	EQ	P	EQ	EQ	EQ	1/00/11
Beasley, Fred	IA	IA	IA	P	FB	FB	FB		FB	FB	FB	P	FB	FB	FB	FB	FB	13/11/03
Bell, Shonn	P	IA	IA	IA	IA	IA	P		IR	IR	IR	IR	IR	IR	IR	IR	IR	20/05
Borham, Shane	NR	NR	NR	NR	NR	P	P		P	NR	NR	NR	NR	NR	NR	NR	NR	30/00
Bronson, Zack	P	P	P	P	P	P	P		FS	FS	P	P	P	P	P	P	P	15/200
Brown, Ray	LG	LG	LG	LG	LG	LG	LG		LG	LG	LG	LG	LG	LG	LG	LG	LG	16/1600
Bryant, Junior	DT	DT	DT	DT	DT	DT	DT		DT	DT	DT	DT	DT	DE	DE	DE	DE	16/1600
Buckey, Jeff	NR	NR	NR	NR	NR	NR	IA		IA	IA	P	P	P	P	P	P	P	7/00/3
Buckner, Brentson	P	P	P	P	P	P	DT	P	P	P	P	P	DT	DT	DT	DT	DT	15/500
Clark, Greg	IA	IA	IA	TE	TE	TE	TE		IA	TE	TE	P	TE	TE	TE	TE	TE	12/11/04
Cline, Tony	P	P	P	P	P	P	P		P	IA	IA	IA	DNP	IA	NR	NR	NR	8/01/4
Dalman, Chris	C	C	C	C	C	DNP	C		C	C	C	C	C	C	C	C	C	15/15/10
Deese, Derrick	RG	RG	RT	RG	RT	RT	RT		RT	RT	RT	RT	RT	RT	RT	RT	RT	16/1600
Dercher, Dan	P	P	P	P	P	P	P		P	P	IA	IA	IA	IA	IA	IA	IA	9/00/7
Draft, Chris	NR	NR	NR	PS	PS	PS	PS		PS	PS	P	P	P	P	P	P	P	7/00/0
Fann, Chad	TE	TE	TE	P	P	P	P		P	P	P	P	P	P	P	P	P	16/300
Fione, Dave	LT	LT	LT	LT	LT	LT	LT		LT	LT	LT	LT	LT	LT	LT	LT	LT	16/1600
Garcia, Jeff	P	DNP	P	QB	QB	QB	QB		QB	DNP	P	DNP	QB	QB	QB	QB	QB	13/10/30
Garner, Charlie	RB	RB	RB	RB	RB	RB	RB		P	RB	RB	RB	RB	RB	RB	RB	RB	16/1500
Givens, Reggie	P	P	P	P	P	P	P		P	P	P	P	P	P	P	P	P	16/000
Haley, Charles	P	P	P	P	P	P	P		DE	P	P	P	P	P	P	P	P	16/100
Harris, Mark	P	P	P	P	P	P	P		WR	P	P	WR	P	P	P	P	P	16/200
Hearst, Garrison	PUP	PUP	PUP	PUP	PUP	PUP	PUP		PUP	PUP	PUP	PUP	PUP	PUP	PUP	PUP	PUP	0/00/0
Hopson, Tyrone	P	IA	IA	IA	IA	IA	IR		IR	IR	IR	IR	IR	IR	IR	IR	IR	10/05
Jackson, Terry	P	P	P	P	P	P	P		P	P	P	P	P	P	P	P	P	16/000
Jervey, Travis	IA	P	P	IA	IA	IA	SUS		SUS	SUS	SUS	P	P	P	P	P	P	8/00/4
Kendley, Matt	PS	PS	PS	PS	PS	PS	PS		PS	P	P	P	DNP	P	P	P	P	7/01/1
Kirk, Randy	NR	NR	NR	NR	NR	NR	NR		NR	NR	NR	NR	NR	NR	P	P	P	3/00/0
Lesford, Dwayne	PS	PS	PS	PS	PS	PS	PS		PS	PS	PS	PS	PS	PS	PS	PS	IA	0/00/1
Lynch, Ben	P	P	P	P	P	C	P		P	P	P	P	P	P	P	P	P	16/100
McDonald, Tim	SS	SS	SS	SS	SS	SS	SS		SS	SS	SS	SS	SS	SS	SS	SS	SS	16/1600
McGrew, Reggie	IA	IA	IA	IA	IR	IR	IR		IR	IR	IR	IR	IR	IR	IR	IR	IR	0/00/0
McMillian, Mark	CB	CB	CB	CB	CB	CB	NR		NR	NR	NR	NR	NR	NR	NR	NR	NR	6/600
McQuarters, R.W.	P	P	P	P	P	P	CB	CB		CB	CB	P	IA	IR	IR	IR	IR	11/400
Montgomery, Monty	NR	NR	NR	NR	IA	IA	IA		P	P	CB	CB	IA	IR	IR	IR	IR	4/20/4
Newberry, Jeremy	RT	RT	RG	RT	RT	RG	RG		RG	RG	RG	RG	RG	RG	RG	RG	RG	16/1600
Newsome, Craig	P	P	P	P	P	IA	CB		IA	IA	IA	IA	IA	IA	IA	IA	IA	7/20/9
Norton Jr., Ken	LB	LB	LB	LB	LB	LB	LB		LB	LB	LB	LB	LB	LB	LB	LB	LB	16/1600
Okeator, Chike	P	P	P	P	P	P	P		P	P	P	P	P	IA	IA	IA	IA	12/00/4
Ostrowski, Phil	IA	P	P	P	P	P	P		P	P	P	P	P	P	P	P	P	15/000
Owens, Terrell	WR	WR	WR	WR	WR	IA	IA		WR	WR	WR	WR	WR	WR	WR	WR	WR	14/1402
Parker, Anthony	IR	IR	IR	IR	IR	IR	IR		IR	IR	IR	IR	IR	IR	IR	IR	IR	0/00/0
Peterson, Anthony	P	P	P	IA	IA	IA	IA		P	P	P	P	P	P	P	P	P	12/00/4
Phillips, Lawrence	P	P	P	P	P	P	P		P	SUS	SUS	NR	NR	NR	NR	NR	NR	8/000
Posey, Jeff	P	P	P	P	P	P	DE		DE	DE	DE	DE	P	P	P	P	P	16/600
Proston, Rodell	NR	NR	NR	NR	NR	NR	NR		NR	NR	NR	NR	NR	P	P	P	P	4/600
Proteau, Pierson	P	IA	IA	P	P	P	P		CB	CB	P	P	P	P	DB	CB	CB	14/502
Rice, Jerry	WR	WR	WR	WR	WR	WR	WR		WR	WR	WR	WR	WR	WR	WR	WR	WR	16/1600
Richey, Wade	P	P	P	P	P	P	P		P	P	P	P	P	P	P	P	P	16/600
Richie, David	IA	IA	NR	NR	NR	NR	NR		NR	NR	NR	NR	NR	DNP	P	IA	IA	1/01/4
Schulters, Lance	FS	FS	FS	FS	FS	FS	FS		IA	IA	FS	FS	FS	FS	FS	FS	IA	13/13/03
Serwangwa, Wasswa	PS	PS	PS	PS	PS	P	P		P	P	IA	P	P	P	P	P	P	9/00/2
Stanley, Chad	P	P	P	P	P	P	P		P	P	P	P	P	P	P	P	P	16/1600
Stenson, Steve	EQ	EQ	EQ	DNP	DNP	DNP	P		P	QB	QB	QB	DNP	P	DNP	DNP	DNP	6/37/3
Stokes, J.J.	P	P	P	P	P	P	WR		WR	P	P	WR	P	P	P	P	P	16/400
Streets, Tai	NFI	NFI	NFI	NFI	NFI	NFI	NFI		NFI	NFI	NFI	NFI	IA	IA	IA	P	P	2/00/3
Tabbs, Winfred	LB	LB	LB	LB	LB	LB	LB		LB	LB	LB	LB	LB	LB	P	LB	LB	16/1500
Vandell, Tommy	FB	FB	FB	FB	IA	DNP	IA		IA	P	DNP	IA	IA	IA	IA	IA	IA	6/42/8
Walker, Darnell	CB	CB	CB	IA	CB	P	P		P	P	P	P	CB	CB	P	P	P	15/800
Washington, Marvin	DE	DE	DE	DE	DE	IR	IR		IR	IR	IR	IR	IR	IR	IR	IR	IR	5/500
Wesley, Joe	PS	P	P	P	P	P	P		P	P	IA	IA	IA	IR	IR	IR	IR	8/00/3
Wilkins, Gabe	DE	DE	DE	DE	DE	DE	DE		P	DE	DE	DE	DE	DE	DE	DE	DE	16/1500
Williams, Robert	NR	NR	IA	NR	NR	NR	NR		NR	NR	NR	NR	NR	NR	NR	NR	NR	0/00/1
Woodall, Lee	LB	LB	LB	LB	LB	LB	LB		LB	LB	LB	LB	LB	LB	LB	LB	LB	16/1600
Young, Bryant	DT	DT	DT	DT	DT	DT	DT		DT	DT	DT	DT	DT	DT	DT	DT	DT	16/1600
Young, Steve	QB	QB	QB	IA	IA	IA	IA		IA	IA	IA	IA	IA	IA	IA	IA	IA	3/30/13
Zelenka, Joe	P	P	P	P	P	P	P		P	P	P	P	P	P	P	IA	IA	13/00/3

Position = Starter, P = Played DNP = Did Not Play IA = Inactive IR = Injured Reserve EQ = Emergency Quarterback  
 PUP = Physically Unable to Perform NR = Not on Roster

HOME GAMES = CAP/BOLD — road games = lowercase/unbold



# 1999 GAME-BY-GAME TEAM STATISTICS

## OFFENSE

Game		First Downs				Rushing		Passing			Pen No/Yds	Fum No/Lst	Punts No/Yds	TD's R/P/Ret
		Tot	Rn	Ps	Pn	Att	Yds	Gross	Net	SK/Yds	Att/Cmp/Int			
@ Jacksonville	9/12	11	3	6	2	20	94	141	109	4/32	35/14/3	2/10	3/2	8/46.5
New Orleans	9/19	21	8	9	4	23	88	258	223	5/35	35/23/1	3/28	1/0	4/39.3
@ Arizona	9/27	18	9	7	2	36	210	122	112	1/10	29/18/1	9/88	1/0	7/45.3
Tennessee	10/3	17	4	13	0	26	86	243	243	1/0	33/21/0	8/67	0/0	6/39.0
@ St. Louis	10/10	21	3	13	5	21	72	233	233	0/0	36/22/3	7/70	0/0	4/38.5
Carolina	10/17	23	5	15	3	24	124	236	209	3/27	45/22/0	3/25	4/3	5/36.8
@ Minnesota	10/24	14	5	8	1	21	82	201	178	3/23	35/18/2	15/104	2/0	4/34.0
BYE	10/31													
Pittsburgh	11/7	16	10	4	2	34	223	93	90	1/3	33/12/1	11/95	2/1	3/45.0
@ New Orleans	11/14	16	7	7	2	19	94	157	140	2/17	32/18/1	11/86	1/0	4/34.5
St. Louis	11/21	14	6	7	1	25	106	197	145	7/52	27/15/3	3/15	5/2	5/38.6
Green Bay	11/29	14	6	8	0	23	137	195	185	2/10	35/19/1	8/105	2/1	6/36.6
@ Cincinnati	12/5	29	5	24	0	28	105	437	437	0/0	49/33/1	9/82	4/2	1/43.0
Atlanta	12/12	21	12	9	0	44	181	169	153	2/16	26/17/0	7/87	0/0	6/39.0
@ Carolina	12/18	18	4	14	0	18	100	303	297	2/6	46/29/1	7/55	2/0	3/25.7
Washington	12/26	24	10	11	3	37	250	168	168	0/0	30/17/1	1/10	1/1	5/34.2
@ Atlanta	1/3	23	5	17	1	25	143	373	373	0/0	34/26/0	16/118	1/1	4/39.8

## DEFENSE

Game		First Downs				Rushing		Passing			Pen No/Yds	Fum No/Lst	Punts No/Yds	TD's R/P/Ret
		Tot	Rn	Ps	Pn	Att	Yds	Gross	Net	SK/Yds	Att/Cmp/Int			
@ Jacksonville	9/12	18	7	11	0	34	97	265	247	2/18	31/22/0	6/57	0/0	5/43.4
New Orleans	9/19	17	5	12	0	30	101	223	223	0/0	37/20/2	8/79	3/1	4/39.5
@ Arizona	9/27	20	8	9	3	29	101	176	149	5/27	31/16/2	3/25	4/2	6/42.0
Tennessee	10/3	17	3	12	2	21	55	355	337	3/18	40/20/1	4/30	0/0	5/40.6
@ St. Louis	10/10	20	4	14	2	28	109	323	314	1/9	23/20/1	11/73	3/1	2/30.5
Carolina	10/17	18	4	14	0	27	101	300	282	2/18	36/23/3	6/57	1/1	6/36.3
@ Minnesota	10/24	25	9	10	6	31	155	250	240	1/10	28/15/1	4/30	2/1	2/60.5
BYE	10/31													
Pittsburgh	11/7	14	6	7	1	31	141	139	130	1/9	26/15/0	6/33	0/0	5/41.8
@ New Orleans	11/14	20	7	10	3	39	143	242	222	2/20	15/12/0	11/103	0/0	2/47.0
St. Louis	11/21	21	8	12	1	30	164	201	181	3/20	40/22/1	7/58	0/0	5/38.0
Green Bay	11/29	19	4	13	2	21	69	246	239	1/7	36/25/0	4/22	0/0	6/38.7
@ Cincinnati	12/5	27	9	15	3	28	151	334	325	2/9	30/21/0	2/10	1/0	3/30.7
Atlanta	12/12	7	1	4	2	12	38	106	67	5/39	27/9/1	6/65	1/1	8/37.5
@ Carolina	12/18	25	8	16	1	26	90	368	362	1/6	38/27/0	6/40	0/0	2/28.0
Washington	12/26	23	5	18	0	17	57	471	454	3/17	47/32/1	6/38	2/0	5/42.0
@ Atlanta	1/3	24	3	15	6	21	37	306	306	0/0	37/19/0	6/40	1/0	3/33.0

## UNBLANKABLE

San Francisco enters the 2000 season with an NFL record scoring streak of 354 consecutive games. The 49ers have not been shutout since dropping a 7-0 decision against Atlanta (10-9-77).



# 1999 REGULAR SEASON OFFENSIVE HIGHS & LOWS

## 49ERS

	High			Low	
Points Scored	30 at Cincinnati	(12/5)		3 at Jacksonville	(9/12)
				vs. Green Bay	(11/29)
Total Touchdowns	4 vs. New Orleans	(9/19)		0 Several, Last:	
	at Cincinnati	(12/5)		vs. Green Bay	(11/29)
First Downs	29 at Cincinnati	(12/5)		11 at Jacksonville	(9/12)
Total Yards	542 at Cincinnati	(12/5)		203 at Jacksonville	(9/12)
Total Plays	77 at Cincinnati	(12/5)		42 vs. Green Bay	(11/29)
Rushing Yards	250 vs. Washington	(12/26)		72 at St. Louis	(10/10)
Rushing Attempts	44 vs. Atlanta	(12/12)		18 at Carolina	(12/18)
Rushing Average	6.8 vs. Washington	(12/26)		3.3 vs. Tennessee	(10/3)
Rushing Touchdowns	3 vs. Atlanta	(12/12)		0 Several, Last:	
				vs. Green Bay	(11/29)
				N/A	
Rushing Long	68 at Arizona	(9/27)		27 vs. St. Louis	(11/21)
Passing Attempts	49 at Cincinnati	(12/5)		12 vs. Pittsburgh	(11/7)
Passing Completions	33 at Cincinnati	(12/5)		90 vs. Pittsburgh	(11/7)
Passing Yards	437 at Cincinnati	(12/5)		0 Several, Last:	
Passing Touchdowns	3 at Cincinnati	(12/5)		vs. Atlanta	(12/12)
	3 vs. New Orleans	(9/19)		N/A	
Passing Long	62 at Atlanta	(1/3)		0 Several, Last:	
Quarterback Sacked	7 vs. St. Louis	(11/21)		at Atlanta	(1/3)
				0 Several, Last:	
Had Intercepted	3 vs. St. Louis	(11/21)		at Atlanta	(1/3)
	at St. Louis	(10/10)			
	at Jacksonville	(9/12)			
Punt Returns	4 vs. Pittsburgh	(11/7)		0 at Atlanta	(1/3)
	vs. Carolina	(10/17)			
Punt Return Yards	37 vs. Tennessee	(10/3)		-2 at Jacksonville	(9/12)
Kickoff Returns	7 at Jacksonville	(9/27)		2 vs. Atlanta	(12/12)
Kickoff Return Yards	155 at Jacksonville	(9/27)		49 at Arizona	(9/27)
Penalties	16 at Atlanta	(1/3)		1 vs. Washington	(12/26)
Penalty Yards	118 at Atlanta	(1/3)		10 vs. Washington	(12/26)
Time of Possession	40:43 vs. Atlanta	(12/12)		24:45 at Jacksonville	(9/12)

## ELITE LEADERS

If the 49ers lead the NFL in rushing in 2000, they will become just the second team in league history to lead for three consecutive seasons multiple times. San Francisco led the NFL in rushing from 1952-54. The only team to do it at least three years in a row twice was Chicago (1939-42 and '83-86).



# 1999 REGULAR SEASON OFFENSIVE HIGHS & LOWS

## OPPONENTS

	High		Low	
Points Scored .....	44 at Cincinnati	(12/5)	7 vs. Atlanta	(12/12)
Total Touchdowns .....	6 at St. Louis	(11/21)	1 vs. Atlanta	(12/12)
			1 at Arizona	(9/27)
First Downs .....	25 at Minnesota	(10/24)	7 vs. Atlanta	(12/12)
	at Carolina	(12/18)		
Total Yards .....	511 vs. Washington	(12/26)	105 vs. Atlanta	(12/12)
Total Plays .....	70 vs. St. Louis	(11/21)	39 vs. Atlanta	(12/12)
Rushing Yards .....	164 vs. St. Louis	(11/21)	37 at Atlanta	(1/3)
Rushing Attempts .....	39 at New Orleans	(11/14)	12 vs. Atlanta	(12/12)
Rushing Average .....	5.5 vs. St. Louis	(11/21)	1.8 at Atlanta	(1/3)
Rushing Touchdowns .....	2 at Minnesota	(10/24)	0 Several, Last:	
	vs. Pittsburgh	(11/7)	at Atlanta	(1/3)
	at New Orleans	(11/14)		
Rushing Long .....	52 vs. Pittsburgh	(11/7)	N/A	
Passing Attempts .....	47 vs. Washington	(12/26)	15 at New Orleans	(11/14)
Passing Completions .....	32 vs. Washington	(12/26)	9 vs. Atlanta	(12/12)
Passing Yards .....	454 vs. Washington	(12/26)	67 vs. Atlanta	(12/12)
Passing Touchdowns .....	5 at St. Louis	(10/10)	0 vs. Atlanta	(12/12)
			at Arizona	(9/27)
			N/A	
Passing Long .....	80 at Minnesota	(10/24)	0 vs. New Orleans	(9/19)
Quarterback Sacked .....	5 vs. Atlanta	(12/12)	at Atlanta	(1/3)
	at Arizona	(9/27)		
	vs. New Orleans	(9/19)		
Had Intercepted .....	3 vs. Carolina	(10/17)	0 Several, Last:	
			at Atlanta	(1/3)
Punt Returns .....	5 at Jacksonville	(9/12)	0 at Carolina	(12/18)
			at Cincinnati	(12/5)
			vs. Carolina	(10/17)
Punt Return Yards .....	79 at Atlanta	(1/3)	0 Several, Last:	
			at Carolina	(12/18)
Kickoff Returns .....	6 at Cincinnati	(12/5)	0 at Jacksonville	(9/12)
Kickoff Return Yards .....	199 at St. Louis	(10/10)	0 at Jacksonville	(9/12)
			vs. St. Louis	(11/21)
Penalties .....	11 at New Orleans	(11/14)	2 at Cincinnati	(12/5)
	at St. Louis	(10/10)		
Penalty Yards .....	103 at New Orleans	(11/14)	10 at Cincinnati	(12/5)
Time of Possession .....	35:15 at Jacksonville	(9/27)	19:17 vs. Atlanta	(12/12)

## CONFERENCE CALL

San Francisco has a 24-11 (.685) record against NFC opponents since 1997.



# 1999 TAKEAWAYS / GIVEAWAYS

(Regular Season)

	Takeaways			Giveaways			Net Diff.
	Int.	Fum.	Total	Int.	Fum.	Total	
at Jacksonville 9/12/99	0	0	0	3	2	5	-5
	Results: None			Results: 2 TDs** *			
New Orleans 9/19/99	2	1	3	1	0	1	+2
	Results: 1 TD*			Results: None			
at Arizona 9/27/99	2	2	4	1	0	1	+3
	Results: 2 TDs			Results: None			
Tennessee 10/3/99	1	0	1	0	0	0	+1
	Results: 1 TD			Results: None			
at St. Louis 10/10/99	1	1	2	3	0	3	-1
	Results: 1 TD**			Results: 1 TD			
Carolina 10/17/99	3	1	4	0	3	3	+1
	Results: 2 TDs**, 1 FG			Results: 2 TDs			
at Minnesota 10/24/99	1	1	2	2	0	2	0
	Results: 1 TD**			Results: 1 FG			
Bye 10/31/99							
Pittsburgh 11/7/99	0	0	0	1	1	2	-2
	Results: None			Results: None			
at New Orleans 11/14/99	0	0	0	1	0	0	-1
	Results: None			Results: None			
St. Louis 11/21/99	1	0	1	3	2	5	-4
	Results: None			Results: 1 TD*			
at Cincinnati 12/5/99	0	0	0	1	2	3	-3
	Results: None			Results: 2 TDs, 1 FG			
Green Bay 11/29/99	0	0	0	1	1	2	-2
	Results: None			Results: None			
Atlanta 12/12/99	1	1	2	0	0	0	+2
	Results: 2 TDs			Results: None			
at Carolina 12/18/99	0	0	0	1	0	1	-1
	Results: None			Results: 1 FG			
Washington 12/26/99	1	0	1	1	1	2	-1
	Results: None			Results: 1 FG			
at Atlanta 1/3/00	0	0	0	0	1	1	-1
	Results: None			Results: 1 FG			
	TOTAL: Takeaways			TOTAL: Giveaways			Total
	Int	Fum	Total	Int	Fum	Total	Net Diff:
	13	7	20	19	13	32	-12
	RESULTS: 10 TDs, 1 FG			RESULTS: 8 TDs, 5 FGs			

\* = Touchdown scored on INT return

\*\* = Touchdown scored on fumble return



# 1999 INSIDE THE 20

(Regular Season)

## San Francisco in Bold

at	Jacksonville	<b>2/0: (1INT, 1FUM)</b>
	9/12	3/3: (2TDs, 1FG)
	New Orleans	<b>4/3: (3TDs, 1 loss ball on downs)</b>
	9/19	2/2: (2TDs)
at	Arizona	<b>3/3: (2TDs, 1FG)</b>
	9/27	2/1: (1TD, 1FUM)
	Tennessee	<b>2/2: (1TD, 1FG)</b>
	10/3	3/3: (3FGs)
at	St Louis	<b>2/1: (1TD, 1INT)</b>
	10/10	3/2: (2TDs, end of game)
	Carolina	<b>3/3: (1TD, 2FGs)</b>
	10/17	2/2: (1TD, 1FG)
at	Minnesota	<b>3/3: (3FGs)</b>
	10/24	6/5: (4TDs, 1FG, 1INT)
	Bye	
	Pittsburgh	<b>2/2: (2FGs)</b>
	11/7	4/3: (2TDs, 1FG, 1 MFG)
at	New Orleans	<b>3/2: (2FGs, 1INT)</b>
	11/14	4/4: (3TDs, 1FG)
	St. Louis	<b>1/1: (1TD)</b>
	11/21	3/2: (1TD, 1FG, 1 MFG)
	Green Bay	<b>2/1: (1FG, 1 loss on downs)</b>
	11/29	5/4: (2TDs, 2FGs, 1 MFG)
at	Cincinnati	<b>6/4: (3TDs, 1FG, 1 loss ball on downs, 1 end of game)</b>
	12/5	7/7: (4TDs, 3FGs)
	Atlanta	<b>4/4: (3TDs, 1FG)</b>
	12/12	1/0: (1INT)
at	Carolina	<b>1/1: (1TD)</b>
	12/18	5/5: (4TDs, 1FG)
	Washington	<b>4/4: (2TDs, 2FGs)</b>
	12/26	2/2: (1TD, 1FG)
at	Atlanta	<b>3/3: (3TDs)</b>
	1/3	2/2: (2TDs)

### Season Totals:

49ers: 45/37: (21TDs, 15FGs, 3INTs, 1FUM, 3 loss ball on downs, 1 end of game)

Opp: 54/47: (31TDs, 16FGs, 3MFGs, 2INTs, 1FUM, 1 end of game)



# 1999 49ERS INDIVIDUAL SUPERLATIVES

(Regular Season)

## RUSHING

### Attempts

- 26 C. Garner vs. Atlanta (12/12)
- 21 C. Garner at Arizona (9/27)
- 20 C. Garner vs. Pittsburgh (11/7)

### Yards

- 166 C. Garner vs. Pittsburgh (11/7)
- 129 C. Garner vs. Washington (12/26)
- 107 C. Garner vs. Atlanta (12/12)

### Average (3 Att. Minimum)

- 11.3 L. Phillips at Arizona (9/27)
- 10.8 T. Jervey at Atlanta (1/3)
- 8.1 C. Garner vs. Washington (12/26)

### Long

- 68t L. Phillips at Arizona (9/27)
- 53 C. Garner vs. Tennessee (10/3)
- 44t F. Beasley at Carolina (12/18)

### Touchdowns

- 2 F. Beasley vs. Atlanta (12/12)

## PASSING

### Attempts

- 49 J. Garcia at Cincinnati (12/5)
- 46 J. Garcia at Carolina (12/18)
- 45 J. Garcia vs. Carolina (10/17)

### Completions

- 33 J. Garcia at Cincinnati (12/5)
- 29 J. Garcia at Carolina (12/18)
- 26 J. Garcia at Atlanta (1/3)

### Percentage (10 Att. Minimum)

- 76.5 J. Garcia at Atlanta (1/3)
- 67.3 J. Garcia at Cincinnati (12/5)
- 66.7 J. Garcia vs. Atlanta (12/12)

### Yards

- 437 J. Garcia at Cincinnati (12/5)
- 373 J. Garcia at Atlanta (1/3)
- 303 J. Garcia at Carolina (12/18)

### Long

- 62 J. Garcia at Atlanta (1/3)
- 55t J. Garcia at Cincinnati (12/5)
- 53 S. Young vs. New Orleans (9/19)

### Touchdowns

- 3 J. Garcia at Cincinnati (12/5)
- 2 S. Young vs. New Orleans (9/19)
- 2 J. Garcia vs. Several, Last: at Atlanta (1/3)

## RECEIVING

### Receptions

- 9 J. Rice at Cincinnati (12/5)
- 9 T. Owens at Cincinnati (12/5)
- 9 C. Garner at Carolina (12/18)

### Yards

- 157 J. Rice at Cincinnati (12/5)
- 145 T. Owens at Cincinnati (12/5)
- 143 J. Rice at Atlanta (1/3)

### Average

- 28.0 J. Rice at Carolina (12/12) (2 Rec.)
- 26.0 J.J. Stokes at Atlanta (1/3) (5 Rec.)
- 23.8 J. Rice at Atlanta (1/3) (6 Rec.)

### Long

- 62 J. Rice at Atlanta (1/3)
- 55t J. Rice at Cincinnati (12/5)
- 53 C. Garner vs. New Orleans (9/19)

### Touchdowns

- 2 J. Rice at Cincinnati (12/5)
- 2 T. Owens vs. New Orleans (9/19)

## RETURNS

### Punt Return Attempts

- 4 R.W. McQuarters vs. Pittsburgh (11/7)
- 3 R.W. McQuarters at Arizona (9/27)
- 3 R.W. McQuarters vs. Carolina (10/17)

### Punt Return Yards

- 37 R.W. McQuarters vs. Tennessee (10/3)
- 18 R.W. McQuarters at New Orleans (11/14)
- 14 R.W. McQuarters at Arizona (9/27)

### Punt Return Average

- 18.5 R.W. McQuarters vs. Tennessee (10/3)
- 9.0 R.W. McQuarters at New Orleans (11/14)
- 6.0 R. Preston vs. Washington (12/26)

### Long Punt Return

- 32 R.W. McQuarters vs. Tennessee (10/3)
- 17 R.W. McQuarters vs. Carolina (10/17)
- 13 R.W. McQuarters vs. Pittsburgh (11/7)

### Kick Return Attempts

- 6 R.W. McQuarters at Jacksonville (11/7)
- 6 L. Phillips vs. Pittsburgh (11/7)
- 6 R. Preston at Carolina (12/18)

### Kick Return Yards

- 145 L. Phillips vs. Pittsburgh (11/7)
- 137 R.W. McQuarters at Jacksonville (9/12)
- 122 R. Preston at Carolina (12/18)

### Kick Return Average (4 Att. Minimum)

- 24.4 L. Phillips vs. Pittsburgh (11/7)
- 23.5 R.W. McQuarters at New Orleans (11/14)
- 22.8 R.W. McQuarters at Jacksonville (9/12)

### Long Kick Return

- 75 L. Phillips vs. Pittsburgh (11/7)
- 58 R. Preston at Carolina (12/18)
- 48 T. Jervey vs. Green Bay (11/29)

### Interceptions

- 1 Several, Last: vs. Washington (12/26)

### Interception Return Yards

- 64 L. Schulters vs. New Orleans (9/19)
- 31 L. Schulters vs. St. Louis (11/21)
- 26 D. Walker vs. Carolina (10/17)
- 25 R.W. McQuarters vs. Carolina (10/17)

### Long Interception Returns

- 64t L. Schulters vs. New Orleans (9/19)
- 31 L. Schulters vs. St. Louis (11/21)
- 27 D. Walker vs. Carolina (10/17)
- 25 R.W. McQuarters vs. Carolina (10/17)

### Fumble Returns

- 2 D. Deese vs. St. Louis (11/21)
- 1 Several, Last: vs. Green Bay (11/29)

### Long Fumble Returns

- 71t D. Walker at Minnesota (10/24)
- 41t M. McMillian vs. Carolina (10/17)



# OPPONENTS INDIVIDUAL SUPERLATIVES

## RUSHING

### Attempts

- 30 R. Williams at New Orleans (11/14)
- 25 C. Dillon at Cincinnati (12/5)
- 24 F. Taylor at Jacksonville (9/12)

### Yards

- 133 C. Dillon at Cincinnati (12/5)
- 126 M. Faulk vs. St. Louis (11/21)
- 105 L. Hoard at Minnesota (12/24)

### Average (3 Att. Minimum)

- 11.9 R. Huntley vs. Pittsburgh (11/7)
- 7.8 R. Holcombe at St. Louis (10/10)
- 6.6 F. Lane at Carolina (12/18)

### Long

- 52 R. Huntley vs. Pittsburgh (11/7)
- 27 C. Dillon at Cincinnati (12/5)
- 24 Several, Last: S. Hicks vs. Washington (12/26)

### Touchdowns

- 2 J. Bettis vs. Pittsburgh (11/7)
- 2 B.J. Tolliver at New Orleans (11/14)
- 1 Several, Last: vs. Washington (12/26)

## PASSING

### Attempts

- 47 B. Johnson vs. Washington (12/26)
- 40 K. Warner vs. St. Louis
- 40 N. O'Donnell vs. Tennessee (10/3)

### Completions

- 32 B. Johnson vs. Washington (12/26)
- 27 S. Beuerlein at Carolina (12/8)
- 25 B. Favre vs. Green Bay (11/29)

### Percentage (10 Att. Minimum)

- 87.0 K. Warner at St. Louis (10/10)
- 80.0 B.J. Tolliver at New Orleans (11/14)
- 71.1 S. Beuerlein at Carolina (12/18)

### Yards

- 471 B. Johnson vs. Washington (12/26)
- 368 S. Beuerlein at Carolina (12/18)
- 355 N. O'Donnell vs. Tennessee (10/3)

### Long

- 80t J. George at Minnesota (10/24)
- 65t B. Johnson vs. Washington (12/26)
- 60t C. Chandler at Atlanta (1/3)

### Touchdowns

- 5 K. Warner at St. Louis (10/10)
- 4 S. Beuerlein vs. Carolina (10/17)
- 4 J. Blake at Cincinnati (12/5)
- 4 S. Beuerlein at Carolina (12/18)

## RECEIVING

### Receptions

- 11 I. Bruce vs. St. Louis (11/21)
- 11 M. Muhammad at Carolina (12/18)
- 7 Several, Last: Tim Dwight at Atlanta (1/3)

### Yards

- 162 T. Dwight at Atlanta (1/3)
- 143 Y. Thigpen vs. Tennessee (10/3)
- 139 J. Smith at Jacksonville (9/12)

### Average

- 44.0 M. Hatchette at Minnesota (10/24)
- 34.5 K. Poole vs. New Orleans (9/19)
- 37.0 K. Poole at New Orleans (11/14)

### Long

- 80t M. Hatchette at Minnesota (10/24)
- 65t M. Westbrook vs. Washington (12/26)
- 60t T. Dwight at Atlanta (1/3)

### Touchdowns

- 4 I. Bruce at St. Louis (10/10)
- 3 M. Muhammad at Carolina (12/18)
- 2 Several, Last: T. Dwight at Atlanta (1/3)

## RETURNS

### Punt Return Attempts

- 5 R. Barlow at Jacksonville (9/12)
- 4 A. Hakim vs. St. Louis (11/21)
- 3 Several, Last: vs. Atlanta (12/12)

### Punt Return Yards

- 83 W. Oliver vs. Atlanta (12/12)
- 79 T. Dwight at Atlanta (1/3)
- 58 A. Hakim vs. St. Louis (11/21)

### Punt Return Average

- 39.5 T. Dwight at Atlanta (1/3)
- 27.6 W. Oliver vs. Atlanta (12/12)
- 17.6 A. Edwards vs. Green Bay (11/29)

### Long Punt Return

- 70t T. Dwight at Atlanta (1/3)
- 58t W. Oliver vs. Atlanta (12/12)
- 45 A. Edwards vs. Green Bay (11/29)

### Kick Return Attempts

- 6 T. Mack at Cincinnati (12/5)
- 4 D. Mason vs. Tennessee (10/3)
- 4 T. Horne at St. Louis (10/10)
- 4 W. Oliver vs. Atlanta (12/12)

### Kick Return Yards

- 199 T. Horne at St. Louis (10/10)
- 189 T. Mack at Cincinnati (12/5)
- 112 M. Bates vs. Carolina (10/17)

### Kick Return Average (4 Att. Minimum)

- 56.0 M. Bates vs. Carolina (10/17)
- 49.8 T. Horne at St. Louis (10/10)
- 33.0 D. Palmer at Minnesota (10/24)

### Long Kick Return

- 97t T. Horne at St. Louis (10/10)
- 72 M. Bates vs. Carolina (10/17)
- 72 T. Mack at Cincinnati (12/5)

### Interceptions

- 2 A. Beasley at Jacksonville (9/12)

### Interception Return Yards

- 90 A. Beasley at Jacksonville (9/12)
- 44 M. Jones vs. St. Louis (11/21)
- 40 T. Allen at St. Louis (10/10)

### Long Interception Returns

- 90t A. Beasley at Jacksonville (9/12)
- 44t M. Jones vs. St. Louis (11/21)
- 40 T. Allen at St. Louis (10/10)

### Fumble Returns

- 1 Several, Last: L. Wright at Cincinnati (12/5)

### Long Fumble Returns

- 31 D. Bush vs. St. Louis (11/21)
- 23 A. Whitted at Jacksonville (9/12)
- 9 D. Sharper vs. Green Bay (11/29)



## 1999 GAME SUMMARIES

### GAME 1

#### VS. JACKSONVILLE JAGUARS

SEPTEMBER 12, 1999 @ ALLTEL STADIUM

LOST 41-3 RECORD 0-1

The 49ers opened the season on the wrong foot as Jacksonville posted a 41-3 victory at Alltel Stadium. Jaguars QB Mark Brunell completed 22-of-30 passes for 265 yards and one touchdown. Jacksonville also received one touchdown each from its special teams and defensive units.

San Francisco led briefly following a 42-yard field goal by K Wade Richey midway through the first quarter. But from that point on it was all Jacksonville. 49ers QB Steve Young had a forgettable day, completing just 9-of-26 passes for 96 yards and two interceptions. QB Jeff Garcia replaced Young late in the game and completed 5-of-9 passes for 45 yards. Garcia's outing was spoiled by a 90-yard interception return for touchdown by CB Aaron Beasley.

The return of DT Bryant Young from a severely broken leg was one of the few highlights for the 49ers. Young started the game and finished with three tackles. P Chad Stanley had a solid outing. The rookie from Stephen F. Austin had eight punts for 372 yards (46.5), including a CAREER-LONG 70-yard effort in the fourth quarter. The punt was the longest for the 49ers since Jim Miller's 80-yard effort in 1982.

CB Mark McMillian, S Lance Schulters and CB Darnell Walker paced the defense with six tackles each. DT Junior Bryant added four tackles and one sack while DE Jeff Posey recorded one sack for eight yards.

49ers .....	3	0	0	0	-	3
Jaguars .....	3	3	18	17	-	41

49ers	— FG Richey 42	2:33	(6-24)
Jaguars	— FG Hollis 41	2:34	(5-57)
Jaguars	— FG Hollis 32	5:52	(11-51)
Jaguars	— FG Hollis 50	4:26	(8-48)
Jaguars	— Craft 23 fumble return (Brunell run)		
Jaguars	— Jones 4 pass from Brunell (Hollis kick)	4:33	(9-56)
Jaguars	— FG Hollis 42	0:41	(5-32)
Jaguars	— Stewart 1 run (Hollis kick)	3:34	(7-51)
Jaguars	— Beasley 90 interception return (Hollis kick)		

	49ers	Jaguars		49ers	Jaguars
First Downs.....	11	18	Passes (Att/Comp/Ints).....	35-14-3	31-22-0
Total Net Yards.....	205	344	Punts-Avg. ....	8-46.5	5-43.4
Net Yards Rushing .....	93	97	Fumbles-Lost .....	3-2	0-0
Net Yards Passing.....	112	247	Penalties-Yards.....	2-10	6-57

### STATISTICAL LEADERS

#### Rushing

49ers — Garner 11/61, Young 5/25  
Jaguars — Taylor 24/74, Stewart 4/15, 1 TD

#### Passing

49ers — Young 9/26 for 96 yards, 2 INTs, Garcia 5/9 for 45 yards, 1 INT  
Jaguars — Brunell 22/30 for 265 yards, 1 TD

#### Receiving

49ers — Owens 5/76, Rice 2/17, Vardell 2/17  
Jaguars — McCardell 8/78, Smith 6/139, Barlow 2/41, Jones 1/4, 1 TD

#### Defensive Leaders

49ers — McMillian 6 tackles, Schulters 6 tackles, Walker 6 tackles, Bryant 4 tackles, 1 sack  
Jaguars — Hardy 9 tackles, 1 sack, Brackens 3 tackles, 1 sack, Lake 4 tackles, 2 INTs, Darius 3 tackles, 1 INT



**GAME 2**  
**VS. NEW ORLEANS SAINTS**  
**SEPTEMBER 19, 1999 @ 3COM PARK**  
**WON 28-21 RECORD 1-1**

**QB Steve Young** survived five sacks and 21 knockdowns to throw two touchdown passes, and **S Lance Schulters** returned an interception 64 yards for the game-winning touchdown as San Francisco came from behind to beat New Orleans, 28-21, at 3Com Park.

The 49ers jumped to an early 7-0 lead when Young connected with **WR Terrell Owens** from five-yards out at the 6:08 mark of the first quarter. The scoring toss capped a six-play, 39-yard drive. The highlight of the drive was **RB Charlie Garner** taking the ball from Young's hands, as Young lay flat on his back after being tripped by a 49er offensive lineman, and picked up 11 yards and a first down.

New Orleans then rallied with two scores on the arm of **QB Billy Joe Hobert**. Hobert hit **WR Eddie Kennison** from two yards away to open the second quarter, and just moments later he connected with **WR Keith Poole** on a 58-yard touchdown pass. San Francisco tied the game on its next possession when **FB Tommy Vardell** scored the 49ers first rushing touchdown of the season from one-yard out.

The third quarter scoring belonged to the Saints. Hobert led them on an 11-play, 79-yard drive that eclipsed 5:14 off the clock, and was capped by a 12-yard touchdown toss to **WR Lawrence Dawsey**.

The game's outcome looked bleak for the 49ers late in the fourth quarter until the 49er veterans combined for some game-saving plays. Young, battered and bruised all day, led the team on an 11-play, 62-yard drive that ended in a four-yard touchdown throw to Owens. The drive was kept alive by two key plays. The first belonging to Saints **CB Chris Hewitt**, whose fourth down helmet-to-helmet blow on Young resulted in a 15-yard roughing the passer penalty and a 49er first down. The second key play of the drive belonged to **WR Jerry Rice**. On fourth down and 12, Young hit Rice on what appeared to be a 14-yard completion. The play, initially ruled incomplete, was challenged by the 49ers and overturned by the officials.

With the score tied and 1:52 remaining in the game, New Orleans took the ensuing kickoff and had excellent field position following a 35-yard return by **RB Troy Davis**. Hobert's first down pass to **WR Eddie Kennison** was incomplete. On second down, Hobert again tried Kennison, but his pass was intercepted by Schulters at the 49ers 36-yard line. Picking up a convoy of teammates, including a crushing block by **LB Ken Norton Jr.** on Saints **RB Ricky Williams**, Schulters raced untouched into the end zone for the game-winner.

The 49ers defense was paced by Norton with 12 tackles, including seven solo stops. **S Tim McDonald** and Schulters each posted nine tackles.

49ers.....	7	7	0	14	-	28
Saints.....	0	14	7	0	-	21

49ers	— Owens 5 pass from Young (Richey kick)	2:54	(6-39)
Saints	— Kennison 2 pass from Hobert (Barnhardt kick)	7:29	(15-67)
Saints	— Poole 58 pass from Hobert (Barnhardt kick)	1:00	(3-61)
49ers	— Vardell 1 run (Richey kick)	3:52	(7-71)
Saints	— Dawsey 12 pass from Hobert (Barnhardt kick)	5:14	(11-79)
49ers	— Owens 4 pass from Young (Richey kick)	4:50	(11-62)
49ers	— Schulters 64 interception return (Richey kick)		

	49ers	Saints		49ers	Saints
First Downs.....	21	17	Passes (Att/Comp/Ints).....	35-23-1	37-20-2
Total Net Yards.....	311	324	Punts-Avg .....	4-39.3	4-39.5
Net Yards Rushing .....	88	101	Fumbles-Lost .....	1-0	3-1
Net Yards Passing.....	223	223	Penalties-Yards.....	3-28	8-79



## STATISTICAL LEADERS

## Rushing

**49ers** — Garner 12/72, Young 3/13, Vardell 5/1, 1 TD

**Saints** — Williams 22/80, Smith 2/11

## Passing

**49ers** — Young 23/35 for 258 yards, 2 TDs, 1 INT

**Saints** — Hobert 20/37 for 223 yards, 3 TDs, 2 INTs

## Receiving

**49ers** — Garner 5/88, Phillips 5/61, Owens 5/49, 2 TDs, Rice 5/47

**Saints** — Kennison 5/46, 1 TD, Dawsey 3/34, 1 TD, Poole 2/69, 1 TD

## Defensive Leaders

**49ers** — Norton 12 tackles, T. McDonald 9 tackles, Schulters 9 tackles, 1 INT, McMillian 6 tackles, 1 INT

**Saints** — Fields 10 tackles, 1 sack, Wilson 3 tackles, 1.5 sacks, Ambrose 2 tackles, 1 INT

## GAME 3

## VS. ARIZONA CARDINALS

SEPTEMBER 27, 1999 @ SUN DEVIL STADIUM

WON 24-10 RECORD 2-1

San Francisco jumped to a 17-0 first half lead and held off a resilient Arizona Cardinals team to win 24-10 at Sun Devil Stadium. The win was the ninth consecutive victory on Monday Night for the 49ers and improved head coach Steve Mariucci's MNF record to a perfect 7-0.

The 49ers struck first following a fumbled punt by Cardinals **WR David Boston** that was recovered by **LS Joe Zelenka** at the Arizona 37-yard line. Four plays later **QB Steve Young** hit **WR Jerry Rice** from 13 yards out to put the 49ers up 7-0.

On the ensuing Cardinal possession, it was the 49ers defense that came up big. **S Lance Schulters**, who scored on a 64-yard return the previous week, intercepted an errant **QB Jake Plummer** pass and returned 18 yards to the Cardinals 11-yard line. One play later, **RB Charlie Garner** scored his first touchdown of the year on a punishing run off left guard. **K Wade Richey** connected on a 33-yard field goal early in the second quarter to put the 49ers up 17-0 at halftime.

Any enthusiasm the 49ers felt over their lead was dampened just before halftime. Young was hit by a blitzing **CB Aeneas Williams**. After being hit frontside by Williams, Young fell backward into the knee of a teammate and sustained a concussion on the play. He sat out the second half and was replaced by **QB Jeff Garcia**.

Arizona put its first points on the board with the opening series of the second half. Plummer led the team on an 11-play, 80-yard drive that ended with a one-yard touchdown run by **RB Mario Bates**. The Cardinals narrowed the 49er lead to seven points with 3:43 remaining in the third quarter on a 43-yard field goal by **K Chris Jacke**.

The fourth quarter was consumed largely by two lengthy, but ineffective, drives by both teams. The 49ers opened the quarter with a 12-play drive that used up roughly six minutes of gametime and ended in a 49-yard punt by **P Chad Stanley** and was downed at the Arizona three-yard line.

Arizona, in-turn, held the ball for nearly seven minutes on a 16-play drive that was stymied by two huge plays from the 49ers defensive line. With a first-and-10 situation at the 49ers 39-yard line, **DE Marvin Washington** stopped **RB Adrian Murrell** for a six-yard loss. On the next play, **DT Bryant Young** dropped Plummer for a six-yard sack. The Cardinals would punt and turn the ball over to the 49ers.

The 49ers put the game out of reach when **Lawrence Phillips** scored on a 68-yard run with just under a minute remaining.

49ers.....	14	3	0	7	-	24
Cardinals.....	0	0	10	0	-	10

<b>49ers</b>	— Rice 13 pass from Young (Richey kick)	1:48	(4-37)
<b>49ers</b>	— Garner 11 run (Richey kick)	0:07	(1-11)
<b>49ers</b>	— FG Richey 33	3:42	(9-56)
<b>Cardinals</b>	— Bates 1 run (Jacke kick)	5:15	(11-80)
<b>Cardinals</b>	— FG Jacke 43	2:34	(6-34)
<b>49ers</b>	— Phillips 68 run (Richey kick)	0:50	(5-84)



49ers Cardinals		49ers Cardinals	
First Downs.....	18 20	Passes (Att/Comp/Ints)....	29-18-1 31-16-2
Total Net Yards.....	322 250	Punts-Avg .....	7-45.3 6-42
Net Yards Rushing .....	210 101	Fumbles-Lost .....	1-0 4-2
Net Yards Passing .....	112 149	Penalties-Yards .....	8-72 4-41

## STATISTICAL LEADERS

## Rushing

**49ers** — Phillips 9/102, 1 TD, Garner 21/75, 1 TD, Young 2/19

**Cardinals** — Murrell 16/42, Pittman 6/35, Plummer 5/20

## Passing

**49ers** — Young 13/23 for 92 yards, 1 TD, 1 INT, Garcia 5/6 for 30 yards

**Cardinals** — Plummer 16/31 for 176 yards, 2 INTs

## Receiving

**49ers** — Owens 4/59, Rice 3/28, 1 TD, Phillips 3/15

**Cardinals** — Sanders 7/74, Hardy 4/31, McCullough 2/43

## Defensive Leaders

**49ers** — Norton 9 tackles, Schulters 7 tackles, 1 INT, Haley 3 tackles, 2 sacks, T. McDonald 2 tackles, 1 INT

**Cardinals** — Bennett 11 tackles, Lassiter 10 tackles, Rice 5 tackles, 1 sack, Drake 7 tackles, 1 INT

**GAME 4**  
**VS. TENNESSEE TITANS**  
**OCTOBER 3, 1999 @ 3COM PARK**  
**WON 24-22 RECORD 3-1**

**QB Jeff Garcia** subbed for the injured **Steve Young** and accounted for three touchdowns to pace the 49ers in a 24-22 victory over the visiting Tennessee Titans. The win was the third consecutive for San Francisco and marked the 19th consecutive regular season home win.

Tennessee jumped to a 10-0 lead early in the second quarter following a 21-yard **K Al Del Greco** field goal and a 54-yard screen pass for a touchdown from **QB Neil O'Donnell** to **RB Eddie George**. San Francisco put its first points on the board at the 4:04 mark of the second quarter when Garcia capped an eight-play, 65-yard drive with a one-yard rushing touchdown. The run was Garcia's first NFL touchdown.

The 49ers special teams unit set up the game's next score. A 32-yard punt return by **CB R.W. McQuarters** had the team in excellent field position at the Titans 28-yard line. On first down Garcia threw to **RB Charlie Garner** for seven yards. On the next play, Garcia found Garner streaking down the middle of the field and into the end zone for a 21-yard score and a 14-10 half-time lead.

Tennessee narrowed the 49ers lead to 14-13 at the end of the third quarter on a 22-yard field goal from Del Greco. San Francisco answered four minutes into the final period on a 39-yard effort from **K Wade Richey**. On the ensuing Titans possession, it was the 49ers defense that came up with a huge play. Driving, and with the ball at the 49ers 24-yard line, O'Donnell dropped back to pass looking for **WR Derrick Mason**. The ball was tipped away by **CB Mark McMillian** and intercepted by **LB Winfred Tubbs**, who returned eight yards.

Taking possession at the 21-yard line, Garner ripped off a 53-yard run down the 49ers sideline to the Titans 36. Three plays later, Garcia threw his second touchdown pass of the day, this time to **WR Terrell Owens** from 22-yards out in the corner of the end zone for a 24-13 lead.

The Titans responded with Del Greco's third field goal of the day with 3:38 remaining. After forcing San Francisco to punt, Tennessee marched down the field on a six-play, 52-yard drive that ended in a 32-yard scoring toss from O'Donnell to **WR Yancey Thigpen**. Tennessee went for the two-point conversion, but was stopped when **LB Lee Woodall** stuffed George for a four-yard loss.

On the day the 49ers defense held the Titans to just 55 yards rushing in 21 attempts, and George was held to just 26 yards in 15 attempts - a 1.7-yard average. Woodall finished with seven solo tackles and one sack. **DT Junior Bryant** added four solo tackles, including two sacks for 18 yards. McMillian and McQuarters added four stops each.



49ers.....	0	14	0	10	-	24
Titans.....	3	7	3	9	-	22

Titans	— FG Greco 21	0:59	(4-2)
Titans	— George 54 pass from O'Donnell (Greco kick)	2:56	(6-89)
49ers	— Garcia 1 run (Richey kick)	5:28	(8-65)
49ers	— Garner 21 pass from Garcia (Richey kick)	0:24	(2-28)
Titans	— FG Greco 22	4:53	(10-61)
49ers	— FG Richey 39	6:53	(13-54)
49ers	— Owens 22 pass from Garcia (Richey kick)	2:12	(4-89)
Titans	— FG Greco 28	3:17	(10-66)
Titans	— Thigpen 32 pass from O'Donnell (two-pt attempt failed)	0:37	(6-52)

	49ers	Titans		49ers	Titans
First Downs.....	17	17	Passes (Att/Comp/Ints).....	33-21-0	40-20-1
Total Net Yards.....	329	392	Punts-Avg.....	6-32.5	5-40.6
Net Yards Rushing.....	86	55	Fumbles-Lost.....	0-0	0-0
Net Yards Passing.....	243	337	Penalties-Yards.....	8-67	4-30

### STATISTICAL LEADERS

#### Rushing

49ers — Garner 12/69, Garcia 8/8, 1 TD

Titans — Thomas 5/28, George 15/26

#### Passing

49ers — Garcia 21/33 for 243 yards, 2 TDs

Titans — O'Donnell 20/40 for 355 yards, 2 TDs, 1 INT

#### Receiving

49ers — Rice 6/56, Garner 4/47, 1 TD, Owens 3/33, 1 TD

Titans — Thigpen 6/143, 1 TD, Wycheck 5/50, George 3/81, 1 TD

#### Defensive Leaders

49ers — Woodall 8 tackles, 1 sack, Tubbs 7 tackles, 1 INT, Norton 6 tackles, Bryant 4 tackles, 2 sacks

Titans — Fisk, Robertson, Wortham 6 tackles each, Bishop, Phenix 5 tackles

### GAME 5

#### VS. ST. LOUIS RAMS

OCTOBER 10, 1999 @ TRANS WORLD DOME

LOST 42-20 RECORD 3-2

St. Louis QB Kurt Warner completed 20-of-23 passes for 323 yards and five touchdowns as the Rams notched a 42-20 victory over the 49ers at the TWA Dome in St. Louis. The loss snapped San Francisco's 17-game winning streak against the Rams, which dated back to 1990.

The Rams jumped out to a 21-3 first-quarter lead on the arm of Warner and the capable hands of WR Isaac Bruce. Bruce was the recipient of three first-quarter touchdown passes from Warner, who completed 9-of-9 passes for 177 yards and three touchdowns in the opening period. The 49ers lone points of the quarter came courtesy of a 42-yard K Wade Richey field goal.

The 49ers opened the second quarter with a nine-play, 80-yard scoring drive that cut the score to 21-10. RB Lawrence Phillips capped the drive with a two-yard touchdown run, his second of the season. Two series later, however, the Rams extended their lead to 28-10 when Warner connected with TE James Robinson from 22 yards out for his fourth touchdown pass of the half.

San Francisco answered with a big play from its defensive unit. After a 53-yard punt by P Chad Stanley pinned the Rams at their nine-yard line, a blitzing S Tim McDonald forced a Warner fumble. The ball was recovered by DT Junior Bryant in the end zone for a touchdown and the Rams lead was trimmed to 28-17.

The 49ers cut further into the deficit with 1:42 remaining in the third quarter following an 11-play, 67-yard drive that ended in a 43-yard Richey field goal. But on the ensuing kickoff, the Rams



answered with a devastating 97-yard touchdown return that pushed the lead to 35-20. Warner and Bruce would connect for their fourth touchdown of the day in the final quarter to make the final tally, 42-20.

**RB Charlie Garner** had another solid all-around day for the 49ers, finishing with 109 yards of total offense, including 57 yards receiving. **WR Terrell Owens** paced the squad with six receptions for 60 yards.

49ers.....	3	14	3	0	-	20
Rams .....	21	7	7	7	-	42

Rams	— Bruce 13 pass from Warner (Wilkins kick)	3:56	(7-83)
Rams	— Bruce 5 pass from Warner (Wilkins kick)	1:37	(4-64)
49ers	— FG Richey 42	2:52	(6-38)
Rams	— Bruce 45 pass from Warner (Wilkins kick)	0:22	(1-45)
49ers	— Phillips 2 run (Richey kick)	3:48	(9-80)
Rams	— Robinson 22 pass from Warner (Wilkins kick)	5:49	(9-89)
49ers	— Bryant fumble recovery (Richey kick)		
49ers	— FG Richey 43	5:41	(11-67)
Rams	— Horne 97 kickoff return (Wilkins kick)		
Rams	— Bruce 42 pass from Warner (Wilkins kick)	2:07	(4-55)

	49ers	Rams		49ers	Rams
First Downs.....	21	20	Passes (Att/Comp/Ints)....	36-22-3	23-20-1
Total Net Yards.....	305	425	Punts-Avg. ....	4-38.5	2-30.5
Net Yards Rushing .....	72	109	Fumbles-Lost.....	0-0	3-1
Net Yards Passing.....	233	316	Penalties-Yards .....	7-70	11-73

### STATISTICAL LEADERS

#### Rushing

49ers — Garner 13/52, Phillips 4/9, 1 TD

Rams — Holcombe 6/47, Watson 11/46

#### Passing

49ers — Garcia 22/36 for 233 yards, 3 INTs

Rams — Warner 20/23 for 323 yards, 5 TDs, 1 INT

#### Receiving

49ers — Owens 6/60, Garner 5/57, Stokes 4/54, Rice 4/42

Rams — Bruce 5/134, 4 TDs, Faulk 4/38, Holt 3/67, Robinson 2/31, 1 TD

#### Defensive Leaders

49ers — Norton 9 tackles, T. McDonald 8 tackles, 1 sack, Schulters 7 tackles, 1 INT, Buckner 6 tackles

Rams — Fletcher 10 tackles, Jones 6 tackles, 1 INT, Allen 1 INT, Bly 1 INT

## GAME 6 VS. CAROLINA PANTHERS OCTOBER 17, 1999 @ 3COM PARK LOST 31-29 RECORD 3-3

**CB Darnell Walker** and **CB Mark McMillian** each scored touchdowns for the 49ers defense, but it was not enough as the Carolina Panthers ended San Francisco's 20-game regular season home winning streak. Carolina **QB Steve Beuerlein** completed 23-of-36 passes for 300 yards and four touchdowns on the afternoon.

San Francisco jumped to a 6-0 first-quarter lead on two **K Wade Richey** field goals, but the lead proved to be short-lived as the Carolina erupted for 24 second-quarter points. The Panthers opened their scoring on a 19-yard field goal by **K John Kasay**. After Richey's third field goal of the day, Carolina responded with a seven-play, 80-yard drive that ended in a seven-yard touchdown pass from Beuerlein to **WR Patrick Jeffers**.



The 49ers responded moments later when Walker stepped in front of a Beuerlein pass intended for **WR Eric Metcalf** and returned it 27 yards for a touchdown and a 16-10 49ers lead. On the ensuing kickoff the Panthers special teams answered with a 72-yard return from **KR Michael Bates**. Two plays later Beuerlein hit **WR Mushin Muhammed** from 22-yards out to retake the lead, 17-16.

Lightning struck again quickly for the Panthers on the next 49ers possession. Panthers **LB Kevin Greene** recovered a fumble by **RB Charlie Garner** at the 49ers 25-yard line. Wasting no time, Beuerlein hit **TE Wesley Walls** streaking down the middle of the field for his third touchdown of the quarter.

Carolina extended its lead to 31-16 in the third quarter following a 33-yard touchdown pass from Beuerlein to Jeffers. The 49ers defense added their second score of the day in the fourth quarter. **DE Junior Bryant** forced a fumble of **RB Tshimanga Biakabutuka**. The ball was then scooped up by McMillian who raced 41 yards and dove into the end zone for the touchdown with 8:59 remaining.

After forcing the Panthers to punt, the 49ers got the ball back with 4:05 left in the game. A 17-yard return by **CB R.W. McQuarters** had San Francisco at its own 37-yard line. Eleven plays and 63 yards later, **QB Jeff Garcia** connected with **WR Jerry Rice** for an 11-yard score that trimmed the Carolina lead to two points, 31-29. That would prove to be the final score as the 49ers two-point pass attempt went incomplete.

49ers.....	6	10	0	13	-	29
Panthers.....	0	24	7	0	-	31

49ers	— FG Richey 38	5:41	(11-60)
49ers	— FG Richey 34	1:39	(6-22)
Panthers	— FG Kasay 19	6:33	(12-78)
49ers	— FG Richey 40	3:11	(8-47)
Panthers	— Jeffers 7 pass from Beuerlein (Kasay kick)	3:48	(7-80)
49ers	— Walker 27 interception return (Richey kick)		
Panthers	— Muhammad 22 pass from Beuerlein (Kasay kick)	1:04	(2-26)
Panthers	— Walls 25 pass from Beuerlein (Kasay kick)	0:05	(1-25)
Panthers	— Jeffers 33 pass from Beuerlein (Kasay kick)	0:57	(2-42)
49ers	— McMillian 41 fumble recovery (Richey kick)		
49ers	— Rice 11 pass from Garcia (two-pt attempt failed)	2:37	(11-63)

	49ers	Panthers		49ers	Panthers
First Downs.....	23	18	Passes (Att/Comp/Ints).....	45-22-0	36-23-3
Total Net Yards.....	333	383	Punts-Avg.....	5-36.8	6-36.3
Net Yards Rushing.....	124	101	Fumbles-Lost.....	4-3	1-1
Net Yards Passing.....	209	282	Penalties-Yards.....	3-25	6-57

### STATISTICAL LEADERS

#### Rushing

- 49ers — Garner 16/85, Garcia 4/24  
Panthers — Biakabutuka 20/83, Lane 4/11

#### Passing

- 49ers — Garcia 22/45 for 236 yards, 1 TD  
Panthers — Beuerlein 23/36 for 300 yards, 4 TDs, 3 INTs

#### Receiving

- 49ers — Rice 5/59, 1 TD, Clark 5/43, Beasley 4/46, Stokes 3/53  
Panthers — Muhammad 6/96, 1 TD, Jeffers 6/93, 2 TDs, Walls 5/70, 1 TD

#### Defensive Leaders

- 49ers — Schulters 10 tackles, 1 INT, T. McDonald 7 tackles, 1 sack, Bryant 2 tackles, 1 sack, McQuarters 6 tackles, 1 INT  
Panthers — Evans 7 tackles, Alexander 6 tackles, Greene 4 tackles, 1 sack



**GAME 7**  
**VS. MINNESOTA VIKINGS**  
**OCTOBER 24, 1999 @ METRODOME**  
**LOST 40-16      RECORD 3-4**

The Minnesota Vikings, behind 250 yards and three touchdowns from **QB Jeff George**, handed the 49ers their fourth loss of the season, 40-16, at the Metrodome. The loss extended the 49ers losing streak to three games - their longest streak since 1980.

San Francisco kept the game close in the first half on a pair of **K Wade Richey** field goals and a 71-yard fumble return for touchdown by **CB Darnell Walker**. It was the second consecutive week that Walker scored a defensive touchdown.

Trailing 24-13 at halftime, the 49ers opened the third quarter with a 15-play, 72-yard drive that ended with Richey's third field goal of the day, this one from 26 yards out, that cut the Vikings lead to 24-16. Minnesota promptly answered with a 10-play, 80-yard touchdown drive that made the score 31-16, and effectively put the game out of reach for San Francisco.

**QB Jeff Garcia**, making his fourth consecutive start for the injured **Steve Young**, completed 14-of-31 passes for 188 yards. **WR Jerry Rice** caught a team-high five passes, while **RB Lawrence Phillips** and **TE Greg Clark** caught three passes each.

**LB Ken Norton Jr.** paced the defensive efforts with eight tackles. **CB Pierson Prioleau** added eight stops and **DT Bryant Young** added three tackles, including one sack for 10 yards.

49ers.....	3	10	3	0	-	16
Vikings.....	7	17	7	9	-	40

Vikings	— Hoard 1 run (Anderson kick)	4:30	(8-67)
49ers	— FG Richey 22	7:35	(14-76)
49ers	— Walker 71 fumble return (Richey kick)		
Vikings	— Hatchette 80 pass from George (Anderson kick)	0:17	(1-80)
49ers	— FG Richey 31	2:02	(5-50)
Vikings	— Jordan 7 pass from George (Anderson kick)	2:27	(6-40)
Vikings	— FG Anderson 33	1:06	(5-1)
49ers	— FG Richey 26	6:58	(15-72)
Vikings	— Williams 9 run (Anderson kick)	5:08	(10-80)
Vikings	— Carter 2 pass from George (Anderson kick)	3:36	(6-22)
Vikings	— Stanley tackled for safety		

	49ers	Vikings		49ers	Vikings
First Downs.....	14	25	Passes (At/Comp/Ints).....	35-18-2	28-15-1
Total Net Yards.....	260	395	Punts-Avg.....	4-34	2-60.5
Net Yards Rushing.....	82	155	Fumbles-Lost.....	2-0	2-1
Net Yards Passing.....	178	240	Penalties-Yards.....	15-104	4-30

### STATISTICAL LEADERS

#### Rushing

49ers — Garcia 5/35, Garner 10/27

Vikings — Hoard 17/105, 1 TD, Williams 6/25, 1 TD

#### Passing

49ers — Garcia 14/31 for 188 yards, 2 INTs, Stenstrom 4/4 for 13 yards

Vikings — George 15/28 for 250 yards, 3 TDs, 1 INT

#### Receiving

49ers — Rice 5/45, Phillips 3/49

Vikings — Carter 7/84, 1 TD, Hatchette 2/88, 1 TD, Jordan 1/7, 1 TD

#### Defensive Leaders

49ers — Norton 8 tackles, Prioleau 8 tackles, Schulters 5 tackles, 1 INT, Young 3 tackles, 1 sack

Vikings — McDaniel 14 tackles, 2 sacks, Thomas 5 tackles, 1 INT, Hitchcock 4 tackles, 1 sack, Randle 2 tackles, 1 INT



**GAME 8**  
**VS. PITTSBURGH STEELERS**  
**NOVEMBER 7, 1999 @ 3COM PARK**  
**LOST 27-6      RECORD 3-5**

**RB Charlie Garner** rushed for a **CAREER-HIGH** 166 yards on 20 carries, but it was not enough as the 49ers dropped their fourth consecutive game, 27-6, to the visiting Pittsburgh Steelers at a windy, rainy 3Com Park.

After forcing the 49ers to punt on their opening possession, Pittsburgh took over at their own 31-yard line. Eight plays and 69 yards later, **RB Jerome Bettis** punched over from one-yard out to give the Steelers a 7-0 lead.

The 49ers responded on the ensuing kickoff with a 75-yard return by **RB Lawrence Phillips**. Five plays later, **K Wade Richey** connected on a 19-yard field goal to put the 49ers on the scoreboard. The San Francisco momentum was short-lived as the Steelers answered with a four-play, 60-yard scoring drive that ended in a 13-yard scoring toss from **QB Kordell Stewart** to **WR Hines Ward**.

The second quarter saw both teams exchange field goals. **K Kris Brown** nailed a 28-yard effort to extend the Steelers lead, and Richey responded with his second of the day to make the halftime score 17-6 in favor of Pittsburgh. Brown added another field goal late in the third quarter and Bettis put the game away with a 22-yard scoring run with 3:15 remaining in the contest.

Despite the loss, San Francisco posted their best team rushing effort of the season. The squad totaled 223 yards on 34 carries—an impressive average of 6.6 yards per carry on the day. **FB Fred Beasley** had five carries for 25 yards and also caught one pass for nine yards. Eight different receivers caught passes for the 49ers but were limited to just 93 yards.

The 49ers defensive effort was paced by **S Tim McDonald** with eight tackles on the day. **LB Winfred Tubbs** and **LB Lee Woodall** added five tackles each and combined for the only 49ers sack. **CB Pierson Prioleau** added four stops and one pass defended in his first NFL start.

49ers.....	3	3	0	0	-	6
Steelers.....	14	3	3	7	-	27

Steelers	— Bettis 2 run (Brown kick)	4:15	(8-69)
49ers	— FG Richey 19	2:20	(5-21)
Steelers	— Ward 13 pass from Stewart (Brown kick)	2:17	(4-60)
Steelers	— FG Brown 28	1:26	(6-9)
49ers	— FG Richey 20	7:58	(14-69)
Steelers	— FG Brown 38	2:13	(6-19)
Steelers	— Bettis 22 run (Brown kick)	0:51	(2-26)

	49ers	Steelers		49ers	Steelers
First Downs.....	16	14	Passes (Att/Comp/Ints).....	33-12-1	26-15-0
Total Net Yards.....	313	271	Punts-Avg.....	3-45	5-41.8
Net Yards Rushing .....	223	141	Fumbles-Lost.....	2-1	0-0
Net Yards Passing.....	90	130	Penalties-Yards.....	11-95	6-33

### STATISTICAL LEADERS

#### Rushing

49ers — Garner 20/166, Beasley 5/25  
 Steelers — Huntley 7/83, Bettis 18/53, 2 TDs

#### Passing

49ers — Garcia 7/18 for 39 yards, Stenstrom 5/15 for 54 yards, 1 INT  
 Steelers — Stewart 15/26 for 139 yards, 1 TD

#### Receiving

49ers — Garner 3/33, Owens 2/15  
 Steelers — Edwards 6/76, Ward 4/31, 1 TD

#### Defensive Leaders

49ers — T. McDonald 8 tackles, Tubbs 5 tackles, .5 sack, Woodall 5 tackles, .5 sack  
 Steelers — Kirkland 11 tackles, Royce 8 tackles



**GAME 9**  
**VS. NEW ORLEANS SAINTS**  
**NOVEMBER 14, 1999 @ LOUISIANA SUPERDOME**  
**LOST 24-6      RECORD 3-6**

**QB Steve Stenstrom** made his first start in a 49ers uniform and completed 18-of-32 passes for 157 yards, as San Francisco dropped its fifth straight loss to division rival New Orleans, 24-6.

New Orleans started the scoring early with a two-yard run by **QB Billy Joe Tolliver** on the Saints' first drive of the game. San Francisco answered with a 40-yard drive that ended with a **K Wade Richey** field goal. The 52-yard field goal was a **CAREER-LONG** for Richey, and the sixth longest in 49ers team history.

The Saints extended their lead to 14-3 on another two-yard run by Tolliver. Richey hit his second field goal with :37 remaining in the half, to cut the New Orleans lead to 14-6. The 22-yard field goal capped a 68-yard drive that saw Stenstrom connect on four consecutive passes.

The second half belonged to the Saints. On their first drive of the half, Tolliver hit **WR Andre Hastings** for an 11-yard score. The final points of the contest came on a 28-yard field goal by **K Doug Brien**, capping an eight-play, 61-yard drive.

**RB Charlie Garner** posted a 12-carry, 60-yard effort in New Orleans. **WR Terrell Owens** was the 49ers' leading receiver for the game, finishing with five catches for 56 yards.

**LB Winfred Tubbs** paced the 49ers with 10 tackles. **S Zack Bronson**, starting in place of the injured **Lance Schulters** (ankle), and **LB Ken Norton Jr.** posted eight tackles apiece, while **DT Bryant Young** had two sacks to go with his four tackles.

49ers.....	3	3	0	0	-	6
Saints.....	7	7	7	3	-	24

Saints	— Tolliver 2 run (Brien kick)	5:23	(9-77)
49ers	— FG Richey 52	8:04	(15-40)
Saints	— Tolliver 2 run (Brien kick)	7:02	(13-89)
49ers	— FG Richey 22	8:56	(15-68)
Saints	— Hastings 11 pass from Tolliver (Brien kick)	4:22	(8-80)
Saints	— FG Brien 28	4:34	(8-61)

	49ers	Saints	49ers	Saints
First Downs.....	16	21	Passes (Att/Comp/Ints)....	32-18-1    15-12-0
Total Net Yards.....	234	365	Punts-Avg. ....	4-34.5    2-47
Net Yards Rushing .....	94	143	Fumbles-Lost.....	1-0    0-0
Net Yards Passing.....	140	222	Penalties-Yards.....	11-86    11-103

### STATISTICAL LEADERS

#### Rushing

- 49ers — Garner 12/60, Beasley 6/26  
 Saints — Williams 30/99, Tolliver 6/36, 2 TDs

#### Passing

- 49ers — Stenstrom 18/32 for 157 yards, 1 INT  
 Saints — Tolliver 12/15 for 242 yards, 1 TD

#### Receiving

- 49ers — Owens 5/56, Stokes 4/35, Rice 4/31  
 Saints — Williams 3/57, Kennison 3/41, Hastings 2/53, 1 TD

#### Defensive Leaders

- 49ers — Tubbs 10 tackles, Bronson 8 tackles, Norton 8 tackles, Young 4 tackles, 2 sacks  
 Saints — Knight, Fields 6 tackles, Tomich 5 tackles, 1 sack, Wilson 2 tackles, 1 sack, Clay 2 tackles, 1 INT



**GAME 10**  
**VS. ST. LOUIS RAMS**  
**NOVEMBER 21, 1999 @ 3COM PARK**  
**LOST 23-7      RECORD 3-7**

The 49ers ended one streak, but were unable to snap out of the most important one in losing 23-7 to the visiting St. Louis Rams. The 49ers scored an offensive touchdown for the first time in four games, but it was not enough as they dropped their sixth consecutive contest.

The game opened with the Rams drawing first blood thanks to a 40-yard field goal by **K. Jeff Wilkins** with 4:47 remaining in the first quarter. San Francisco took the lead midway through the second quarter on a one-yard touchdown run by **FB Fred Beasley**. The touchdown was the first of Beasley's career and the first for San Francisco since **QB Jeff Garcia** hit **WR Jerry Rice** in the end zone against the Carolina Panthers on October 17.

The 49ers lead proved to be short-lived, however, as the Rams answered immediately with a 10-play, 71-yard drive. The five-minute series ended with a five-yard scoring pass from **QB Kurt Warner** to **WR Isaac Bruce**. St. Louis extended their lead to 13-7, on a 20-yard field goal from Wilkins as time expired in the first half.

In the third quarter it was the Rams defense that made its presence known. San Francisco **QB Steve Stenstrom**'s intended pass to **TE Greg Clark** was tipped at the line of scrimmage and intercepted by **LB Mike Jones** who raced 44 yards for the touchdown. Wilkins would later add a third field goal to make the final score, 23-7.

San Francisco was paced offensively by **WR Terrell Owens**, who had six receptions for 120 yards. **RB Charlie Garner** added a team-high 77 yards rushing on 16 carries. Stenstrom completed 7-of-12 passes for 108 yards and one interception before being replaced by Garcia in the third quarter. Garcia finished the game 8-of-15 for 89 yards and two interceptions.

The 49ers defensive effort was paced by **CB Ramos McDonald** and **CB Monty Montgomery**, who were making their first starts for San Francisco. McDonald recorded a **TEAM-HIGH** eight tackles and two passes defended, while Montgomery added six tackles and one pass breakup. **LB Winfred Tubbs** recorded five tackles and one sack.

49ers .....	0	7	0	0	-	7
Rams .....	3	10	10	0	-	23

Rams	— FG Wilkins 40	3:29	(7-41)
49ers	— Beasley 1 run (Richey kick)	4:51	(9-80)
Rams	— Bruce 5 pass from Warner (Wilkins kick)	5:11	(10-71)
Rams	— FG Wilkins 20	1:41	(15-78)
Rams	— Jones 44 interception return (Wilkins kick)		
Rams	— FG Wilkins 49	4:50	(10-28)

	49ers	Rams		49ers	Rams
First Downs .....	14	21	Passes (Att/Comp/Ints).....	25-15-3	40-22-1
Total Net Yards .....	251	345	Punts-Avg. ....	5-38.6	5-38
Net Yards Rushing .....	106	164	Fumbles-Lost .....	5-2	0-0
Net Yards Passing .....	145	181	Penalties-Yards .....	3-15	7-58

### STATISTICAL LEADERS

#### Rushing

49ers — Garner 16/77, Beasley 4/16, 1 TD  
 Rams — Faulk 21/126, Holcombe 5/16

#### Passing

49ers — Garcia 8/15 for 89 yards, 2 INTs, Stenstrom 7/12 for 108 yards, 1 INT  
 Rams — Warner 22/40 for 201 yards, 1 TD, 1 INT

#### Receiving

49ers — Owens 6/120, Beasley 3/25, Rice 3/23  
 Rams — Bruce 11/93, 1 TD, Faulk 4/43, Holt 3/25



### Defensive Leaders

**49ers** — R. McDonald 8 tackles, Tubbs 5 tackles, 1 sack, Young 4 tackles, 1 sack, Schulters 5 tackles, 1 INT

**Rams** — Bush 10 tackles, Farr 5 tackles, 1 sack, Carter 2 tackles, 2 sacks, Jones 5 tackles, 1 INT, McCleon 4 tackles, 1 INT

## GAME 11

### VS. GREEN BAY PACKERS

NOVEMBER 29, 1999 @ 3COM PARK

LOST 20-3 RECORD 3-8

Green Bay QB **Brett Favre** completed 25-of-36 passes for 246 yards and two touchdowns to lead the visiting Packers over the San Francisco 49ers, 20-3, at 3Com Park. The loss was the seventh consecutive for San Francisco.

The 49ers opened the scoring early in the second quarter. **K Wade Richey** capped an eight-play, 77-yard drive with a 35-yard field goal to put San Francisco ahead, 3-0. The lead was short-lived, however, as Favre led the Packers on a six-play, 80-yard drive that ended with a 13-yard touchdown toss to **WR Corey Bradford**. Green Bay extended their lead to 10-3 just before half-time on a 23-yard field goal by **K Ryan Longwell**.

In the third quarter, Favre tossed his second touchdown of the day when he connected with **TE Tyrone Davis** on a 10-yard strike. Longwell later added a 22-yard field goal early in the fourth quarter for the final score of the game.

San Francisco was paced offensively by the play of **RB Charlie Garner**, who rushed 15 times for a game-high 90 yards, including a 36-yard outburst in the first quarter setting up the 35-yard field goal by Richey. Garner also caught a **CAREER-HIGH** six receptions for 36 yards, breaking his previous best of five set against New Orleans (9-19).

Also having a solid day offensively was **FB Fred Beasley**. The second-year player out of Auburn established a pair of **CAREER-HIGHS** with eight carries for 47 yards—an average of 5.9 per carry. He also recorded three receptions for 26 yards on the day.

San Francisco lost more than just the game against the Packers. **CB R.W. McQuarters** was lost for 4-6 weeks with a broken scapula suffered in the second quarter while returning a kickoff. Starting **CB Monty Montgomery** also was lost for 4-6 weeks after breaking his right radius, while making his seventh tackle of the game in the fourth quarter.

**LB Winfred Tubbs** and **S Tim McDonald** contributed nine tackles each for the 49ers defense. **DT Junior Bryant** added six tackles, including one sack for seven yards.

49ers.....	0	3	0	0	-	3
Packers .....	0	10	7	3	-	20

49ers	— FG Richey 35	4:36	(8-77)
Packers	— Bradford 13 pass from Favre (Longwell kick)	3:01	(6-80)
Packers	— FG Longwell 23	2:24	(7-50)
Packers	— Davis 10 pass from Favre (Longwell kick)	6:31	(11-83)
Packers	— FG Longwell 22	3:10	(7-33)

	49ers	Packers		49ers	Packers
First Downs.....	14	19	Passes (Att/Comp/Ints)....	35-19-1	36-25-0
Total Net Yards.....	322	308	Punts-Avg.....	6-36.3	6-38.7
Net Yards Rushing .....	137	69	Fumbles-Lost.....	2-1	0-0
Net Yards Passing.....	185	239	Penalties-Yards.....	8-105	4-22

### STATISTICAL LEADERS

#### Rushing

**49ers** — Garner 15/90, Beasley 8/47

**Packers** — Levens 12/46, Parker 5/19

**Passing****49ers** — Stenstrom 19/35 for 195 yards, 1 INT**Packers** — Favre 25/36 for 246 yards, 2 TDs**Receiving****49ers** — Garner 6/36, Rice 4/63, Clark 3/44**Packers** — Freeman 7/73, Levens 5/41, Davis 3/20, 1 TD, Bradford 2/25, 1 TD**Defensive Leaders****49ers** — T. McDonald 9 tackles, Tubbs 9 tackles, .5 sack, Bryant 6 tackles, 1 sack**Packers** — Davis 7 tackles, Sharper 7 tackles, Holliday 5 tackles, 1 sack**GAME 12****VS. CINCINNATI BENGALS****DECEMBER 5, 1999 @ CINERGY FIELD****LOST 44-30****RECORD 3-9**

**QB Jeff Garcia** had a **CAREER** day for San Francisco, completing 33-of-49 passes for 437 yards and three touchdowns, but the effort was not enough to overcome a four-touchdown performance from Bengals **QB Jeff Blake** in a 44-30 defeat at Cinergy Field.

Cincinnati jumped out to a 10-0 first-quarter lead after a 10-yard scoring run by **RB Corey Dillon** and a 29-yard field goal by **K Doug Pelfrey**.

The second quarter proved to be a high scoring one with the teams combining for five scoring drives. San Francisco put its first points of the game on the board at the 12:39 mark. A nine-play, 60-yard drive was capped when **RB Charlie Garner** scored his second touchdown of the season on a six-yard run. The Bengals answered immediately with a six-play, 76-yard drive on their ensuing possession. Blake completed 4-of-4 passes for 58 yards on the drive, including an 11-yard toss in the corner to **WR Carl Pickens** for the touchdown.

**K Wade Richey** then capped a nine-play, 41-yard drive by the 49ers with a 47-yard field goal to pull San Francisco within seven points, 17-10. On their next series, Cincinnati responded with a quick-strike, four-play, 73-yard drive that consisted largely of a 58-yard touchdown pass from Blake to **WR Darnay Scott**. Pelfrey added his second field goal of the game with a 24-yard effort as time expired before halftime.

The second half opened in explosive fashion for the 49ers. Taking possession at his own 31-yard line, Garcia calmly directed an 11-play, 69-yard drive that eclipsed just over five minutes off the clock. Garner rushed three times for 20 yards and caught one pass for 14 yards in the series. The drive was capped with a seven-yard strike from Garcia to **WR Jerry Rice** for the touchdown.

Cincinnati answered with a field goal, but San Francisco struck immediately on a 55-yard touchdown from Garcia to Rice. Rice's second touchdown of the day pulled San Francisco to within six points, 30-24 with 4:49 remaining in the third quarter. Unfortunately for San Francisco, the momentum didn't stay on its side very long. **KR Tremain Mack** returned the following kickoff 72 yards to the San Francisco 26-yard line. Three plays later Blake lobbed a screen pass to Dillon, who strode untouched into the end zone for a 37-24 lead.

Undaunted, the 49ers marched 60 yards in the next three minutes to pull back within a touchdown at 37-30, following an 11-yard touchdown from Garcia to **WR J.J. Stokes**. Again the Bengals showed their resolve by answering the 49ers score with another of their own. Blake and Pickens connected on their second touchdown of the day for the game's final score.

Lost in the game's outcome were some fantastic individual performances for the 49ers. Rice finished the day with nine receptions for 157 yards and two touchdowns. It was the first 100-yard game of the season for Rice and the 65th of his career. **WR Terrell Owens** had a **CAREER-HIGH** nine receptions for 145 yards. Garcia's 437 yards passing were the sixth most in team history, and his three touchdowns tied his **CAREER-HIGH**.

49ers.....	0	10	14	6	-	30
Bengals.....	10	17	10	7	-	44

Bengals	— Dillon 10 run (Pelfrey kick)	5:22	(9-76)
Bengals	— FG Pelfrey 29	1:17	(4-3)



49ers	— Garner 6 run (Richey kick)	4:55	(9-60)
Bengals	— Pickens 11 pass from Blake (Pelfrey kick)	3:39	(6-76)
49ers	— FG Richey 47	5:00	(9-41)
Bengals	— Scott 58 pass from Blake (Pelfrey kick)	1:51	(4-73)
Bengals	— FG Pelfrey 24	1:24	(11-91)
49ers	— Rice 7 pass from Garcia (Richey kick)	5:11	(11-69)
Bengals	— FG Pelfrey 27	1:29	(5-11)
49ers	— Rice 55 pass from Garcia (Richey kick)	1:39	(3-70)
Bengals	— Dillon 12 pass from Blake (Pelfrey kick)	2:04	(3-26)
49ers	— Stokes 11 pass from Garcia (Kick failed)	3:34	(7-60)
Bengals	— Pickens 13 pass from Blake (Pelfrey kick)	4:48	(7-68)

	49ers	Bengals		49ers	Bengals
First Downs.....	29	27	Passes (Att/Comp/Ints)....	49-33-1	30-21-0
Total Net Yards.....	542	476	Punts-Avg. ....	1-43	3-30.7
Net Yards Rushing .....	105	151	Fumbles-Lost.....	4-2	1-0
Net Yards Passing.....	437	325	Penalties-Yards.....	9-82	2-10

### STATISTICAL LEADERS

#### Rushing

49ers — Garner 18/91, 1 TD, Garcia 1/12

Bengals — Dillon 25/133, 1 TD, Blake 3/18

#### Passing

49ers — Garcia 33/49 for 437 yards, 3 TDs, 1 INT

Bengals — Blake 21/30 for 334 yards, 4 TDs

#### Receiving

49ers — Rice 9/157, 2 TDs, Owens 9/145, Garner 5/52, Stokes 4/38, 1 TD

Bengals — Pickens 7/107, 2 TDs, Dillon 5/77, 1 TD, Scott 3/80, 1 TD

#### Defensive Leaders

49ers — Norton 9 tackles, Tubbs 8 tackles, Young 2 tackles, 2 sacks

Bengals — Simmons 8 tackles, Spikes 8 tackles, Myers 7 tackles, Copeland 3 tackles, 1 INT

## GAME 13 VS. ATLANTA FALCONS DECEMBER 12, 1999 @ 3COM PARK WON 26-7 RECORD 4-9

Behind a dominating performance from the defensive unit and a turnover-free game from the offensive side, the San Francisco 49ers ended their longest losing streak since 1980 with a 26-7 defeat of the visiting Atlanta Falcons.

The 49ers scored first on an eight-yard run by **RB Charlie Garner** with just under one minute remaining in the first quarter. In the second quarter, it was the 49ers defense that came up with a big play. With Atlanta driving and the ball at the 49ers eight-yard line, **S Tim McDonald** intercepted a deflected pass intended for **WR Terance Mathis** in the end zone. Taking over at the 20-yard line, **QB Jeff Garcia** calmly directed a 14-play, 80-yard scoring drive that eclipsed 8:14 off the clock. The drive was capped when **FB Fred Beasley** scored the first of his two touchdowns on the day, this one from two yards out that put San Francisco ahead, 14-0.

On the Falcons next possession, it was again the 49ers defense contributing with a big play. With a first-and-10 from the 10-yard line, Atlanta **RB Winslow Oliver** rushed for a one-yard gain. On second down, **QB Chris Chandler** was sacked by **DE Jeff Posey** and **DT Bryant Young** for an eight-yard loss. Now at third-and-17 from the three-yard line, Chandler again dropped back to pass and was sacked by Young for a safety.

Taking advantage of good field position following the Atlanta free kick, Garcia again directed the 49ers on a scoring drive. The eight-play, 41-yard drive was capped by a 23-yard field goal from **K Wade Richey** that gave San Francisco a 19-0 halftime lead.

The Falcons put their only points of the game on the board midway through the third quarter.



49ers **P Chad Stanley** kicked 39 yards where it was picked up by Oliver, who then returned it 58 yards up the sideline for a touchdown. Stanley received a concussion on the play after being blindsided by Falcons **WR Jammi German** on the return. The 49ers added their final score of the day early in the fourth quarter on a one-yard plunge by Beasley.

Offensively, the 49ers were paced by Garner's 169 yards of total offense, including 107 yards on the ground. Garcia was an effective 16-of-24 for 160 yards.

The real story of the day belonged to the San Francisco defense. They limited the Falcons to 105 yards of total offense—the fewest allowed by the 49ers since holding the Rams to 105 (9-8-96). **LB Ken Norton Jr.** posted a team-high seven stops, including one sack for 10 yards. Young added two sacks on the afternoon, and **DE Charles Haley** recorded the 100th sack of his career.

Richey had four punts for 146 yards after Stanley left the game with a concussion.

49ers.....	7	12	0	7	-	26
Falcons.....	0	0	7	0	-	7

49ers	— Garner 8 run (Richey kick)	4:02	(7-51)
49ers	— Beasley 2 run (Richey kick)	8:14	(14-80)
49ers	— Chandler sacked by Young for safety		
49ers	— FG Richey 23	1:12	(8-41)
Falcons	— Oliver 58 punt return (Anderson kick)		
49ers	— Beasley 1 run (Richey kick)	3:12	(5-17)

	49ers	Falcons		49ers	Falcons
First Downs.....	21	7	Passes (Att/Comp/Ints)....	26-17-0	27-9-1
Total Net Yards.....	334	105	Punts-Avg.....	6-39	8-37.5
Net Yards Rushing.....	181	38	Fumbles-Lost.....	0-0	1-1
Net Yards Passing.....	153	67	Penalties-Yards.....	7-87	6-65

### STATISTICAL LEADERS

#### Rushing

49ers — Garner 26/107, 1 TD, Beasley 8/26, 2 TDs

Falcons — Oxendine 7/15, Chandler 1/11

#### Passing

49ers — Garcia 16/24 for 160 yards, Stenstrom 1/2 for 9 yards

Falcons — Chandler 8/18 for 95 yards, 1 INT, Graziani 1/9 for 11 yards

#### Receiving

49ers — Garner 5/62, Clark 4/46, Rice 2/21

Falcons — Mathis 4/58, German 2/24

#### Defensive Leaders

49ers — Norton 7 tackles, 1 sack, Young 3 tackles, 2 sacks, T. McDonald 4 tackles, 1 INT

Falcons — Brooking 15 tackles, Robinson 9 tackles, Smith 6 tackles, 1 sack

### GAME 14

### VS. CAROLINA PANTHERS

DECEMBER 18, 1999 @ ERICSSON STADIUM

LOST 41-24 RECORD 4-10

San Francisco **QB Jeff Garcia** completed 29-of-46 passes for 303 yards and two touchdowns, but the 49ers could not contain Panthers **QB Steve Beuerlein** in a 41-24 defeat in Charlotte. Beuerlein completed 27-of-38 passes for 368 yards and four touchdowns, including tossing three scoring strikes to **WR Muhsin Muhammad**. Muhammad finished the day with 11 receptions for 126 yards.

Carolina set the tone of the day early, scoring on the game's opening possession. The five-play, 75-yard drive was capped by an eight-yard scoring strike to Muhammad. The 49ers answered with a 37-yard field goal by **K Wade Richey** that was set-up by a 58-yard kickoff return from **CB Roell Preston**.

The Panthers responded to the 49ers score with another Beuerlein-to-Muhammad touchdown



pass, this one from 14 yards out as their lead stretched to 14-3. A 21-yard field goal by **K Richie Cunningham** extended the lead until Garcia connected with **WR Jerry Rice** on a 48-yard bomb to bring the 49ers within seven points at the end of the first quarter. The touchdown was the 180th of Rice's career.

The second quarter featured just one score, but it came from the Panthers. Former San Francisco **FB William Floyd** capped a six-play, 65-yard drive with a one-yard plunge that put Carolina ahead, 24-10, at halftime.

The third quarter began in sparkling fashion for San Francisco. Facing a third-and-one from the Panthers 44-yard line, **FB Fred Beasley** took the handoff and raced 44 yards off left tackle for his longest career touchdown. The play capped an 80-yard drive and pulled the 49ers within a touchdown, at 24-17. The momentum was short-lived as Beuerlein again displayed his hot hand, and this time it had fatal results. With a third-and-10 at their own 45-yard line, Beuerlein zipped a pass to **WR Patrick Jeffers** over the outstretched arms of a 49er defender and ran 55 yards for the touchdown. A 43-yard field goal by Cunningham extended the lead to 34-17.

San Francisco added its final score of the afternoon on a 17-yard pass from Garcia to **RB Charlie Garner**. Garner finished the day with nine receptions for 62 yards to go along with his 39 yards rushing. The Panthers also added another score midway through the fourth quarter on a seven-yard toss from Beuerlein to Muhammad.

The 49ers defensive effort was led by **LB Ken Norton Jr.**, who posted a game-high 11 tackles and one pass defended. **S Lance Schulters** recorded 10 stops, while **CB Pierson Prioleau** and **LB Winfred Tubbs** added seven tackles each.

49ers.....	10	0	7	7	-	24
Panthers.....	17	7	10	7	-	41

Panthers	— Muhammad 8 pass from Beuerlein (Cunningham kick)	2:59	(5-75)
49ers	— FG Richey 37	2:46	(6-13)
Panthers	— Muhammad 14 pass from Beuerlein (Cunningham kick)	4:07	(8-60)
Panthers	— FG Cunningham 21	1:22	(4-6)
49ers	— Rice 48 pass from Garcia (Richey kick)	1:28	(3-60)
Panthers	— Floyd 1 run (Cunningham kick)	3:09	(6-65)
49ers	— Beasley 44 run (Richey kick)	4:42	(8-80)
Panthers	— Jeffers 55 pass from Beuerlein (Cunningham kick)	1:45	(6-75)
Panthers	— FG Cunningham 43	4:42	(7-39)
49ers	— Garner 17 pass from Garcia (Richey kick)	2:49	(6-74)
Panthers	— Muhammad 7 pass from Beuerlein (Cunningham kick)	7:25	(12-60)

	49ers	Panthers		49ers	Panthers
First Downs.....	18	25	Passes (Att/Comp/Ints)....	46-29-1	38-27-0
Total Net Yards.....	397	452	Punts-Avg.....	3-25.7	2-28
Net Yards Rushing .....	100	90	Fumbles-Lost.....	2-0	0-0
Net Yards Passing.....	297	362	Penalties-Yards.....	7-55	6-40

### STATISTICAL LEADERS

#### Rushing

49ers — Beasley 1/44, 1 TD, Garner 14/39

Panthers — Lane 10/66, Beuerlein 2/20, Floyd 2/3, 1 TD

#### Passing

49ers — Garcia 29/46 for 303 yards, 2 TDs, 1 INT

Panthers — Beuerlein 27/38 for 368 yards, 4 TDs

#### Receiving

49ers — Garner 9/62, 1 TD, Beasley 6/66, Owens 5/66, Rice 2/56, 1 TD

Panthers — Muhammad 11/126, 3 TDs, Jeffers 8/138, 1 TD, Walls 3/57

#### Defensive Leaders

49ers — Norton 11 tackles, Schulters 10 tackles, Wilkins 4 tackles, 1 sack

Panthers — Barrow 9 tackles, 1 sack, Wells 5 tackles, Peter 3 tackles, 1 sack, Davis 4 tackles, 1 INT



**GAME 15**  
**VS. WASHINGTON REDSKINS**  
**DECEMBER 26, 1999 @ 3COM PARK**  
**LOST 26-20      RECORD 4-11**

**RB Charlie Garner** rushed for 129 yards and one touchdown, and **DT Bryant Young** recorded two sacks, but their efforts could not overcome a 471-yard passing performance from Redskins **QB Brad Johnson** in a 26-20 overtime loss at 3Com Park.

Things looked good early on for San Francisco as they jumped to a quick 7-0 lead on their first possession. **QB Jeff Garcia** completed three passes to **WR Jerry Rice** in the drive and calmly led the 49ers down to the Redskins' four-yard line. From there, Garner capped the 13-play, 80-yard drive by punching one across the goal line for his fourth rushing score of the year.

Washington answered early in the second quarter on a 65-yard touchdown pass from Johnson to **WR Michael Westbrook**. San Francisco responded with a pair of field goals (29, 25) from **K Wade Richey** to take a 13-7 lead into halftime.

The Redskins cut the 49ers lead to 13-10 with a 47-yard field goal by **K Brett Conway** early in the third quarter. On their next possession, the 49ers pushed their lead to 10 points, following a five-yard touchdown pass from Garcia to **WR J.J. Stokes**. Unfortunately for the 49ers, their scoring would end with that play.

A 34-yard field goal by Conway early in the fourth pulled the Redskins to within seven, 20-13, with 14:04 remaining. Johnson pulled the Redskins even with just over three minutes left on a one-yard plunge that sent the game into overtime.

After winning the coin toss, the Redskins took the kickoff and began at their own 22-yard line. A quick 25-yard pass from Johnson to **RB Skip Hicks** had them near midfield. Another eight-yard toss to Hicks was followed by a 12-yard run by **FB Larry Centers** that had the Redskins at the 49ers' 33-yard line. On the next play, the Redskins caught the 49ers in a blitz, and Johnson lobbed a pass to Centers who then raced untouched into the end zone.

Garcia finished the game with 168 yards passing and one touchdown after completing 17-of-30 passes. Rice paced the receiving corps with five receptions for 44 yards, including his 1,200th career reception. **TE Greg Clark** caught four passes for a team-high 46 yards and **FB Fred Beasley** rushed a **CAREER-HIGH** 12 times for a **CAREER-HIGH** 65 yards.

The defensive unit was paced by Young, who finished with three tackles, including two sacks that upped his season total to 11.0. **LB Lee Woodall** recorded seven tackles to go along with one sack. **LB Ken Norton Jr.** added 10 tackles and **CB Ramos McDonald** posted five tackles and one interception.

					OT		
49ers	.....	7	6	7	0	0	- 20
Redskins	.....	0	7	3	10	6	- 26

49ers	— Garner 4 run (Richey kick)	7:10	(13-80)
Redskins	— Westbrook 65 pass from Johnson (Conway kick)	2:00	(4-80)
49ers	— FG Richey 29	4:55	(11-65)
49ers	— FG Richey 25	2:38	(8-67)
Redskins	— FG Conway 47	2:38	(6-52)
49ers	— Stokes 5 pass from Garcia (Richey kick)	4:43	(9-78)
Redskins	— FG Conway 34	1:58	(5-14)
Redskins	— Johnson 1 run (Conway kick)	3:33	(9-67)
Redskins	— Centers 33 pass from Johnson	2:00	(4-78)

	49ers	Redskins		49ers	Redskins
First Downs.....	24	23	Passes (Att/Comp/Ints)....	30-17-1	47-32-1
Total Net Yards.....	418	511	Punts-Avg.....	5-34.2	5-42
Net Yards Rushing .....	250	57	Fumbles-Lost.....	1-1	2-0
Net Yards Passing.....	168	454	Penalties-Yards.....	1-10	6-38



## STATISTICAL LEADERS

## Rushing

**49ers** — Garner 16/129, 1 TD, Beasley 12/65, Garcia 4/40

**Redskins** — Hicks 13/48, Centers 1/12, Johnson 2/0, 1 TD

## Passing

**49ers** — Garcia 17/29 for 168 yards, 1 TD, 1 INT

**Redskins** — Johnson 32/47 for 471 yards, 2 TDs, 1 INT

## Receiving

**49ers** — Rice 5/44, Clark 4/46, Garner 3/39, Stokes 2/31, 1 TD

**Redskins** — Westbrook 7/125, 1 TD, Centers 7/66, 1 TD, Connell 5/106

## Defensive Leaders

**49ers** — Norton 10 tackles, Woodall 7 tackles, 1 sack, T. McDonald 7 tackles, R. McDonald 5 tackles, 1 INT, Young 3 tackles, 2 sacks

**Redskins** — Green 9 tackles, Smith 8 tackles, Shade 7 tackles, Stevens 5 tackles, 1 INT

**GAME 16**  
**VS. ATLANTA FALCONS**  
**JANUARY 3, 2000 @ GEORGIA DOME**  
**LOST 34-29 RECORD 4-12**

**QB Jeff Garcia** completed 26-of-34 passes for 373 yards and two touchdowns, as the 49ers closed out the 1999 season with a 34-29 loss to the Atlanta Falcons on *Monday Night Football*. San Francisco rallied from 31-7 down in the third quarter to close Atlanta's lead to five points, but the comeback fell short when Garcia's last-second Hail Mary was batted down in the end zone.

Falcons' **WR Tim Dwight** had a career day, catching seven passes for 162 yards and two touchdowns. He also returned a punt 70 yards for a touchdown. Dwight started the scoring for the Falcons on their first drive of the game, catching a five-yard pass from **QB Chris Chandler**, who finished the evening 19-of-37 for 306 yards and three touchdowns. The 49ers responded with a touchdown of their own when Garcia found **WR Terrell Owens** in the end zone from four yards out to start the second quarter.

The game remained tied at seven until the end of the second quarter when the Falcons capped a seven-play, 22-yard drive with a 49-yard field goal by **K Morten Anderson**. Atlanta took a 17-7 lead into halftime after Dwight returned a 49ers punt 70 yards for his second touchdown of the evening.

The Falcons' opened the second half with a 19-yard touchdown pass from Chandler to **WR Terance Mathis**. Atlanta pushed their lead to 31-7 with Dwight's third and final touchdown of the evening that was scored on a 60-yard pass from Chandler. On the next possession the 49ers began their comeback. **RB Travis Jervey** scored from one-yard out for his first touchdown of the season. On the two-point conversion try, the 49ers succeeded when Garcia found Stokes in the end zone to convert the attempt to end an eight-play, 83-yard drive.

After Atlanta started the fourth quarter with a 38-yard field goal by Anderson, Garcia engineered a six-play, 80-yard drive and capped it with a five-yard touchdown run to cut the Atlanta lead to 34-22. The key play in the drive was a 62-yard reception by **WR Jerry Rice**. The 49ers defense then forced the Falcons to punt on their next drive, which led to another score for San Francisco. Taking the ball at their own 15-yard line, the 49ers marched 85 yards and Garcia found Stokes in the end zone from 43-yards out for the score. With :20 remaining in the game, the 49ers got the ball on their own two-yard line. After a 41-yard completion from Garcia-to-Rice and a nine-yard pass to Stokes, San Francisco had one last shot for the win with :06 remaining. Garcia attempted the Hail Mary pass to the end zone, but his pass to Stokes was broken up.

Rice posted his second 100-yard receiving performance of the season with six catches for 143 yards. It was his 66th-career 100-yard receiving game. Stokes also had a big night, catching five passes for a **CAREER-HIGH** 130 yards and one touchdown. It was his fourth career 100-yard receiving game and his first of the season.

On the defensive side, **LB Winfred Tubbs** had a team-high eight tackles. **DT Brentson Buckner** and **LB Ken Norton Jr.** added seven tackles apiece.



49ers.....	0	7	8	14	-	29
Falcons.....	7	10	14	3	-	34

Falcons	— Dwight 5 pass from Chandler (Anderson kick)	5:41	(10-66)
49ers	— Owens 4 pass from Garcia (Richey kick)	6:42	(12-63)
Falcons	— FG Anderson 49	0:45	(7-22)
Falcons	— Dwight 70 punt return		(1-70)
Falcons	— Mathis 19 pass from Chandler (Anderson kick)	5:26	(9-80)
Falcons	— Dwight 60 pass from Chandler (Anderson kick)	2:19	(4-71)
49ers	— Jervey 1 run (Stokes - Garcia pass)	3:28	(8-83)
Falcons	— FG Anderson 38	2:30	(6-39)
49ers	— Garcia 5 run (Richey kick)	3:24	(6-80)
49ers	— Stokes 43 pass from Garcia (Richey kick)	1:48	(7-85)

	49ers	Falcons		49ers	Falcons
First Downs.....	23	24	Passes (Att/Comp/Ints).....	34-26-0	37-19-0
Total Net Yards.....	506	343	Punts-Avg.....	4-39.8	3-33
Net Yards Rushing .....	143	37	Fumbles-Lost.....	1-1	1-0
Net Yards Passing.....	373	306	Penalties-Yards.....	17-148	6-40

### STATISTICAL LEADERS

#### Rushing

49ers	— Jervey 4/43, 1 TD, Jackson 3/35, Garner 9/29, Garcia 7/36, 1 TD
Falcons	— Hanspard 16/27

#### Passing

49ers	— Garcia 26/34 for 373 yards, 2 TDs
Falcons	— Chandler 19/37 for 306 yards, 3 TDs

#### Receiving

49ers	— Rice 6/143, Stokes 5/130, 1 TD, Owens 5/31, 1 TD
Falcons	— Dwight 7/162, 2 TDs, Mathis 5/69, 1 TD, Santiago 3/37

#### Defensive Leaders

49ers	— Tubbs 8 tackles, Norton 7 tackles, Buckner 7 tackles, T. McDonald 6 tackles
Falcons	— Brooking 10 tackles, Tuggle 9 tackles, Buchanan 7 tackles, McBurrows 6 tackles

## RAIDER RIVALRY

There are two cross-town rivalries in the NFL and each has a life span of just eight games. The New York Jets and Giants have played each other eight times since 1970, while the 49ers and Raiders have met eight times during that same stretch. The 49ers and Raiders will square off for the ninth time Sunday, October 8. It will be just the fourth regular season meeting as cross-town rivals, San Francisco faced Oakland in 1970, '74 and '79. The 49ers played the Los Angeles Raiders in 1982, '85, '88, '91 and '94.



# HOW THE 49ERS RANKED IN 1999

## OFFENSE

Category	49ers	NFC Rank	NFC Leader	NFL Rank	NFL Leader
Total Points	295	9	St. Louis (526)	22	St. Louis (526)
Points Per Game	18.4	9	St. Louis (32.8)	22	St. Louis (32.8)
Touchdowns	33	9	St. Louis (66)	18t	St. Louis (66)
First Downs	300	8	Washington (338)	13	Washington (338)
Total Yards	5,380	7	St. Louis (6,639)	10	St. Louis (6,412)
Rushing Yards	2,095	1	San Francisco (2,095)	1	San Francisco (2,095)
Passing Yards	3,295	10	St. Louis (4,580)	21	St. Louis (4,580)
Times Sacked	33	5	Dallas (24)	9	Indianapolis (14)
Penalties	120	14	Arizona (70)	27	Arizona (70)
Interceptions	19	7t	Dallas (13)	11t	Jacksonville (11)
Fumbles Lost	13	8t	Detroit (8)	11t	N.Y. Jets (6)

## DEFENSE

Category	49ers	NFC Rank	NFC Leader	NFL Rank	NFL Leader
Points Allowed	453	15	Tampa Bay (235)	30	Jacksonville (217)
Points Per Game	28.3	15	Tampa Bay (14.6)	30	Jacksonville (13.5)
TDs Allowed	53	14	Tampa Bay (23)	29t	Buffalo/Tampa Bay (23)
First Downs Allowed	315	12	Tampa Bay (228)	25	Tampa Bay (228)
Total Yards Allowed	5,687	13	Tampa Bay (4,571)	28	Buffalo (4,045)
Rush Yards Allowed	1,619	7	St. Louis (1,189)	15	St. Louis (1,189)
Pass Yards Allowed	4,068	15	Tampa Bay (3,164)	31	Buffalo (2,889)
Sacks	32.0	14	St. Louis (57.0)	28	Jacksonville/ St. Louis (57.0)
Interceptions	13	12	Philadelphia (28)	24	Seattle (30)
Opp. Fumbles Recov.	7	12t	Chicago (19)	27t	Tennessee (24)
Take-Give Ratio	-12	13	Washington (+12)	28	Kansas City (+21)

## FURIOUS FINISH

The 49ers averaged 152.6 yards rushing over the final six games in 1999 to finish as the NFL's top rushing team for the second consecutive season. With 916 yards rushing since November 29, the 49ers had the highest total in the league over the final six games of the regular season.



# 1999 TEAM RANKINGS

## NATIONAL FOOTBALL CONFERENCE

	Offense			Defense		
	Total	Rush	Pass	Total	Rush	Pass
Ariz.	14	14	13	9	15	2
Atl.	12	15	9	5	14	3
Car.	4	9	2	11	11	10
Chi.	5	12	3	14	10	13
Dallas	8	3	12	3	3	4
Det.	11	13	8	6	4	12
G.B.	6	10	6	7	9	7
Minn.	3	5	4	12	6	14
N.O.	10	8	11	8	8	9
Giants	9	11	7	4	5	5
Phil.	15	7	15	10	13	6
St. L.	*1	2	*1	2	*1	8
S.F.	7	*1	10	13	7	15
T.B.	13	6	14	1	2	1
Wash.	2	4	5	15	12	11

## AMERICAN FOOTBALL CONFERENCE

	Offense			Defense		
	Total	Rush	Pass	Total	Rush	Pass
Balt.	13	10	13	2	1	5
Buff.	4	5	10	*1	3	*1
Cin.	8	4	12	15	9	16
Cleve.	16	16	16	16	16	8
Denver	7	8	7	5	12	7
Ind.	1	11	1	11	11	12
Jax	3	1	4	3	4	2
K.C.	5	3	11	10	7	10
Miami	10	12	5T	4	5	4
N.E.	9	13	2	6	13	6
Jets	14	7	15	13	10	14
Oak.	2	2	3	7	8	9
Pitt.	11	6	14	8	15	3
S.D.	15	15	9	9	2	13
Sea.	12	14	8	14	14	11
Tenn.	6	9	5T	12	6	15

## NATIONAL FOOTBALL LEAGUE

	Offense			Defense		
	Total	Rush	Pass	Total	Rush	Pass
Ariz.	29	29	27	22	30	9
Atl.	27	30	17	16	29	10
Balt.	24	16	25	2	2	6
Buff.	11	8	20T	*1	4	*1
Car.	6	20	2	26	24	23
Chi.	8	26	3	29	23	29
Cin.	15	6T	23	25	16	28
Cleve.	31	31	29	31	31	11
Dallas	16	6T	24	9	6T	13
Denver	14	12	15	7	19	8
Det.	21	28	9	18	9	27
G.B.	9	21	7	19	22	18
Ind.	4	19	4	15	18	19
Jax	7	2	12	4	6T	3
K.C.	12	4	22	14	11	16
Miami	20	22	13T	5	8	5
Minn.	3	14	5	27	14	30
N.E.	18	23	10	8	21	7
N.O.	19	18	20T	20	20	21
Giants	17	24	8	13	13	14
Jets	25	11	28	21	17	24
Oak.	5	3	11	10	12	12
Phil.	30	17	31	24	28	15
Pitt.	22	10	26	11	26	4
St. L.	*1	5	*1	6	*1	20
S.D.	26	27	18	12	3	22
S.F.	10	*1	19	28	15	31
Sea.	23	25	16	23	25	17
T.B.	28	15	30	3	5	2
Tenn.	13	13	13T	17	10	25
Wash.	2	9	6	30	27	26

T = Tied for position

\* = League Leader



## ANNUAL LEN ESHMONT AWARD

The Len Eshmont Award, the 49ers most prestigious annual honor, has been given each year to the 49er who best exemplifies the "inspirational and courageous play" of Len Eshmont. A member of the original 1946 49ers team, Eshmont coached at Navy and Virginia, following his playing days with the 49ers. Eshmont died in 1957.

Listed below are the 49ers' annual Len Eshmont Award winners since its inception in 1957:

1957	QB Y.A. Tittle	1980	DT Archie Reese
1958	FB Joe Perry	1981	TE Charle Young
1959	HB J.D. Smith	1982	WR Dwight Clark
1960	S Dave Baker	1983	RB/ST Bill Ring
1961	DT Leo Nomellini	1984	LB Keena Turner
1962	DE Dan Colchico	1985	FB Roger Craig
1963	T Bob St. Clair	1986	QB Joe Montana
1964	DT Charlie Krueger	1987	WR Jerry Rice
1965	QB John Brodie	1988	NT Michael Carter
1966	HB John David Crow		RB Roger Craig
1967	LB Dave Wilcox	1989	QB Joe Montana
1968	LB Matt Hazeltine	1990	DE Kevin Fagan
1969	CB Jimmy Johnson		LB Charles Haley
1970	S Roosevelt Taylor	1991	WR John Taylor
1971	LB Ed Beard	1992	QB Steve Young
1972	DE Tommy Hart	1993	WR Jerry Rice
1973	S Mel Phillips	1994	QB Steve Young
1974	T Len Rohde	1995	FB William Floyd
1975	CB Jimmy Johnson	1996	DT Bryant Young
1976	DE Tommy Hart	1997	DT Dana Stubblefield
1977	S Mel Phillips	1998	DT Bryant Young
1978	RB Paul Hofer	1999	DT Bryant Young
1979	RB Paul Hofer		

### THE SAFETY DANCE

Bryant Young recorded his third career safety against Atlanta (12-12-99), tying him for third all-time in NFL history. He becomes one of 17 players ranked behind all-time leaders Doug English and Ted Hendricks, who have four safeties each. Young also has recorded the last three safeties for the 49ers. He had two in 1996.



# 1999 AWARD WINNING 49ERS

## PRO BOWL

**DT Bryant Young** — Selected to his second Pro Bowl after overcoming a devastating leg injury to lead the 49ers with 11.0 sacks.

**S Lance Schulters** — Earned his first career Pro Bowl after leading the 49ers and finishing second in the NFC in interceptions with six.

## ALL-PRO / ALL-NFC

**DT Bryant Young** — Named All-Pro by *Associated Press*, *College & Pro Football Newsweekly* and *Football Digest* (2nd team).

## LEN ESHMONT

**DT Bryant Young** — Became the team's first three-time winner of its most prestigious award. In a vote by teammates, the award is given annually to the 49er who best exemplifies the "inspirational and courageous play" of Len Eshmont. The award was first presented in 1957.

## MATT HAZELTINE IRON MAN AWARD

**DT Bryant Young** — In memory of former 49ers linebacker Matt Hazeltine, who died of ALS (Lou Gehrig's disease), the award is given annually to the 49er defensive player who best displays leadership, inspiration and productivity.

## ED BLOCK COURAGE AWARD

**DT Bryant Young** — Was the team's recipient for his display of courage in overcoming injury and hardship. Young returned to Pro Bowl form after a career-threatening injury in 1998 to lead the team with 11.0 sacks.

## GARRY NIVER AWARD

**WR Jerry Rice** — Given annually to the 49er player who is most professional in dealing with the media.

## NFC PLAYERS OF THE WEEK / MONTH

**DT Bryant Young** — Defensive Player-of-the-Week (Week 14) - Young had two sacks, including a safety, in the 26-7 win over the Atlanta Falcons at home on December 12. He was a major reason the defense held the Falcons offense to 105 total yards (38 rushing and 67 passing).

## NFL COMEBACK PLAYER OF THE YEAR

**DT Bryant Young** — Named NFL Comeback Player-of-the-Year by *Associated Press*, *Pro Football Weekly/PFWA* and *Football Digest*.

## BOBB MCKITTRICK AWARD

**G Ray Brown** — Awarded to the offensive lineman who best exemplifies the spirit of Coach Bobb McKittrick.



# STEVE YOUNG CAREER HIGHLIGHTS

- NFL's All-Time leading passer with a career rating of 96.8
- NFL's All-Time most accurate passer with career completion percentage of 64.3 (2,667-of-4,149)
- Two-time NFL Most Valuable Player (1992 & 1994)
- Super Bowl XXIX MVP
- Six touchdown passes in Super Bowl XXIX victory over San Diego stands as Super Bowl record
- Led league in passing NFL record four consecutive seasons (1991-94)
- Owns NFL record with six career 100+ passer-rating seasons
- Tied with Sammy Baugh for most seasons leading NFL in passing with six (91-94 & 96-97)
- NFL's All-Time touchdown-to-interception ratio leader at 2.16
- Combined with Jerry Rice for 85 career touchdown connections, the most in NFL history
- Ranks 16th All-Time with 33,124 yards passing
- Ranks 16th All-Time with 232 career touchdown passes
- Ranks 14th All-Time with 2,667 career completions
- Ranks second in league history for rushing yardage by a quarterback with 4,239, trailing only Randall Cunningham (4,799)
- His 43 rushing touchdowns rank first in pro football history by quarterbacks
- Set NFL record by throwing for 300 yards or more in six consecutive games, doing so to open the 1998 season
- Owns a 94-49 (.657) career record as NFL starter
- Has 13 career 4th quarter comebacks
- Named to seven consecutive Pro Bowls (1992-98)

## STEVE YOUNG'S TEAM RECORDS

- Consecutive games with a touchdown pass: 18 (10/9/94 to 11/26/95)
- Consecutive passes without an interception: 183 (10/3/93 to 11/28/93)
- Consecutive 300-yard passing games: 6 (9/6/98 to 10/18/98)
- Touchdown passes in a season: 36 (1998)
- Owns a 91-33 (.734) record as 49ers starting quarterback, the best winning percentage in team history
- Career QB rating: 101.4
- Season QB rating: 112.8 (1994)
- Season passing yards: 4,170 (1998)
- Career completion percentage: 65.8
- Single season completion percentage: 70.3 (1994, 324-of-461)
- Single game completion percentage: 90.0 (18-of-20, 237 yards, 2 touchdowns) vs. Detroit (10/20/91)
- Longest pass completion: 97-yard touchdown pass to John Taylor at Atlanta (11/3/91)
- Fewest interceptions in season: 6, twice: (1997, 356 attempts), (1996, 316 attempts)

## HAT TRICK AND THEN SOME

Young finished his career with 27 three-touchdown games and a record of 24-3 in those games. He threw four touchdowns in a game nine times and the 49ers went 9-0 in those games.



49ers owner Denise DeBartolo York and Steve Young embrace during his retirement ceremony.

### THREE'S COMPANY

Of the players who have reached the 30,000-yard passing mark in NFL history, none have a higher yards per attempt average than Steve Young's 7.98. Johnny Unitas averaged 7.76 yards and Dan Fouts finished at 7.68 yards per pass.

### THAT SUPER SEASON

In 1994, Young truly completed a dream season. He led the 49ers to a 13-3 record during the regular season and then on to a breakthrough victory over the Dallas Cowboys in the NFC Championship Game. He then went on to set a Super Bowl record with six touchdown passes in San Francisco's 49-26 victory over San Diego in Super Bowl XXIX.

His Super Bowl MVP honor capped a season in which he set the NFL record with a 112.8 passer rating while completing 70.3 percent of his passes, the third best mark all-time, and earning Associated Press NFL MVP honors.

### SELECT COMPANY

After setting a team-record with 4,170 yards passing in 1998, Young became the sixth player in league history to reach the 4,000-yard passing mark multiple times. He joined Dan Marino, Dan Fouts, Warren Moon, Brett Favre and Drew Bledsoe.



## STEVE YOUNG'S SIX 100-POINT PASSER RATING SEASONS

YEAR	ATT	COMP	YDS	TD	INT	RATING
1994	461	324	3,969	35	10	112.8
1992	402	268	3,465	25	7	107.0
1997	356	241	3,029	19	6	104.7
1991	279	180	2,517	17	8	101.8
1993	462	314	4,023	29	16	101.5
1998	517	322	4,170	36	12	101.1

## TOP FIVE ALL-TIME PASSERS

(Ranked by passer rating)

PLAYER	RATING	ATT	COMP	YARDS	TDS	INT
Steve Young	96.8	4,149	2,667	33,124	232	107
Joe Montana	92.3	5,391	3,409	40,551	273	139
Brett Favre*	87.1	4,352	2,659	30,894	235	141
Dan Marino	86.4	8,358	4,967	61,361	420	252
Mark Brunell*	85.4	2,160	1,297	15,572	86	52

\*active



Two future Hall of Famers share a lighter moment at Jerry Rice's annual 127 Foundation Golf Tournament. This dynamic duo combined for an NFL record 85 touchdowns.



## WHAT SOME PEOPLE SAY ABOUT STEVE YOUNG

### *San Francisco 49ers General Manager Bill Walsh*

"Steve was the greatest player of the decade and the most exciting in all of football. He is the top rated passer of all-time and the greatest athlete ever to play the position. He is a great person and a true representative of the spirit of the sport. I am privileged to have associated and worked with him. He joins an elite group of Hall of Fame caliber players to be a part of the greatest dynasty in the history of professional football. Steve Young will always be a 49er."

### *Dallas Cowboys Quarterback Troy Aikman*


"The thing that impressed me most about Steve—throughout his career—was the way he handled himself in the face of unique, and very difficult challenges. Rarely does a guy step into the fire of replacing a hall of fame quarterback and handle the job with the confidence and poise of Steve Young. It's even more rare for that individual to go on to produce a Hall of Fame career of his own. His persistence and his tenacity were always his greatest virtues. I know how important the Super Bowl season of 1994 was to Steve. After disappointments in '92 and '93, he displayed the type of character and leadership that was not going to allow himself—or his team—to be denied. That championship season—and all that he battled through to get to that point—exemplified to me what Steve Young is all about. I will miss his passion for the game, his love of competition and the personal pride he took in playing a very difficult position at a very high level. I wish him nothing but the best with his new family in the years to come."

### *Denver Broncos Head Coach Mike Shanahan*

"Steve Young is one of the great people I've ever been around. What do I think of Steve Young? I think he's one of the five greatest quarterbacks to ever play the game. What do I think of Steve Young? I think he could be a U.S. Senator. I think he could be the President of the United States. That is what I think of Steve Young."

### *Former Miami Dolphins Quarterback Dan Marino*

"I've known Steve for a long time, and even though I know he will miss the competition on game-day, I'm happy that he made the decision that was best for him and his family. He was a winner in everything he did, and he leaves behind the legacy of a champion. I want to wish him the best of luck in his retirement."



**RECORDS**



# 49ERS INDIVIDUAL RECORDS (NFL 1950-99)

## COACHING

### Games (Includes Postseason)

- 166 Bill Walsh (1979-88)
- 125 George Seifert (1989-96)
- 117 Dick Nolan (1968-75)

### Wins (Includes Postseason)

- 108 George Seifert (1989-96)
- 102 Bill Walsh (1979-88)
- 72 Lawrence "Buck" Shaw (1946-54)

### Consecutive Wins (Single Regular Season)

- 11 Steve Mariucci (1997)
- 10 George Seifert (1990, 94)
- 9 Bill Walsh (1984)

### Consecutive Wins (Regular Season)

- 15 George Seifert (1989-90)
- 11 Steve Mariucci (1997)
- 10 George Seifert (1990, 94)

### Losses (Includes Postseason)

- 63 Bill Walsh (1979-88)
- 56 Dick Nolan (1968-75)
- 40 Lawrence "Buck" Shaw (1946-54)

### Consecutive Losses

- 9 Pete McCulley/Fred O'Connor (1978)
- 8 Steve Mariucci (1999)
- Bill Walsh (1980)
- 7 Dick Nolan (1974)
- Bill Walsh (1979)

### Winning Percentage (Includes Postseason)

- 75.5 George Seifert (1989-96)
- 63.8 Lawrence "Buck" Shaw (1946-54)
- 61.8 Bill Walsh (1979-88)
- 59.6 Steve Mariucci (1997-99)

### Seasons

- 10 Bill Walsh (1979-88)
- 9 Lawrence "Buck" Shaw (1946-54)
- 8 George Seifert (1989-96)
- Dick Nolan (1968-75)

### Consecutive Winning Seasons

- 8 George Seifert (1989-96)
- 6 Bill Walsh (1983-88)
- 4 Lawrence "Buck" Shaw (1951-54)

### Division Titles

- 6 Bill Walsh (1981, 83-84, 86-88)
- 6 George Seifert (1989-90, 92-95)
- 3 Dick Nolan (1970-72)

### Consecutive Division Titles

- 4 George Seifert (1992-95)
- 3 Dick Nolan (1970-72)
- 3 Bill Walsh (1986-88)

## SERVICE

### GAMES PLAYED

#### Career

- 222 Jerry Rice, WR (1985-curr.)
- 212 Jimmy Johnson, DB (1961-76)
- 208 Len Rohde, T (1960-74)
- 200 John Brodie, QB (1957-73)

#### Consecutive Games

- 208 Len Rohde, T (1960-74)
- 189 Jerry Rice, WR (1985-97)
- 174 Leo Nomellini, DT (1950-63)

## SCORING

### POINTS

#### Career

- 1,088 Jerry Rice (1985-curr.), 180 TD, 4 2-PT Conversion
- 979 Ray Wersching (1977-87), 409 PAT, 190 FG
- 738 Tommy Davis (1959-69), 348 PAT, 130 FG

#### Season

- 138 Jerry Rice (1987), 23 TD
- 136 Mike Cofer (1989), 49 PAT, 29 FG
- 131 Ray Wersching (1984), 56 PAT, 25 FG

#### Game

- 30 Jerry Rice, at Atlanta (10-14-90), 5 TD
- 26 Gordy Soltau, vs. L.A. Rams (10-28-51), 3 TD, 1 FG, 5 PAT
- 24 Jerry Rice, at Tampa Bay (11-14-93), 4 TD
- Billy Kilmer, at Minnesota (10-15-61), 4 TD

### TOUCHDOWNS

#### Career

- \*180 Jerry Rice (1985-curr.), 169 rec., 10 rush, 1 fum. rec.
- 66 Roger Craig (1983-90), 50 rush, 16 rec.
- 61 Ken Willard (1965-73), 45 rush, 16 rec.

#### Season

- 23 Jerry Rice (1987), 22 rec., 1 rush
- 17 Jerry Rice (1995), 15 rec., 1 rush, 1 fum. rec.
- Jerry Rice (1989), 17 rec.
- 16 Jerry Rice (1986), 15 rec., 1 rush

#### Game

- 5 Jerry Rice, at Atlanta (10-14-90), 5 rec.
- 4 Jerry Rice, at Tampa Bay (11-14-93), 4 rec.
- Billy Kilmer, at Minnesota (10-15-61), 4 rush

### EXTRA POINTS ATTEMPTED

#### Career

- 425 Ray Wersching (1977-87)
- 350 Tommy Davis (1959-69)
- 302 Gordy Soltau (1950-58)

#### Season

- 62 Doug Brien (1994)
- 61 Mike Cofer (1993)
- 56 Ray Wersching (1984)

#### Game

- 8 Mike Cofer, vs. Atlanta (10-18-92)
- 7 Mike Cofer, at Detroit (12-19-93)
- Mike Cofer, vs. Chicago (12-23-91)
- Ray Wersching, vs. L.A. Rams (12-27-87)
- Bruce Gossett, at Atlanta (10-29-72)
- Tommy Davis, at Detroit (10-1-61)

### EXTRA POINTS MADE

#### Career

- 409 Ray Wersching (1977-87)
- 348 Tommy Davis (1959-69)
- 289 Mike Cofer (1988-93)

#### Season

- 60 Doug Brien (1994)
- 59 Mike Cofer (1993)
- 56 Ray Wersching (1984)

\*NFL Record

**Game**

- 8 Mike Cofer, vs. Atlanta (10-18-92)  
 7 Mike Cofer, at Detroit (12-19-93)  
 Mike Cofer, vs. Chicago (10-23-91)  
 Ray Wersching, vs. L.A. Rams (12-27-87)  
 Bruce Gossett, at Atlanta (10-29-72)  
 Tommy Davis, at Detroit (10-1-61)

**CONSECUTIVE EXTRA POINTS MADE****Career**

- 234 Tommy Davis (9-27-59 to 12-12-65)

**Season**

- 56 Ray Wersching (1984)  
 51 Ray Wersching (1983)  
 40 Jeff Wilkins (1996)

**Game**

- 8 Mike Cofer, vs. Atlanta (10-18-92)

**FIELD GOALS ATTEMPTED****Career**

- 276 Tommy Davis (1959-69)  
 261 Ray Wersching (1977-87)  
 194 Mike Cofer (1988-93)

**Season**

- 38 Mike Cofer (1988)  
 36 Gary Anderson (1997)  
 Bruce Gossett (1971)  
 34 Jeff Wilkins (1996)

**Game**

- 6 Jeff Wilkins, vs. Atlanta (9-29-96)  
 Ray Wersching, at New Orleans (10-16-83)  
 Tommy Davis, at L.A. Rams (10-17-65)  
 Tommy Davis, at Dallas (11-20-60)  
 Gordy Soltau, at Green Bay (11-23-58)

**FIELD GOALS MADE****Career**

- 190 Ray Wersching (1977-87)  
 130 Tommy Davis (1959-69)  
 128 Mike Cofer (1988-93)

**Season**

- 30 Jeff Wilkins (1996)  
 29 Gary Anderson (1997)  
 Mike Cofer (1989)  
 27 Mike Cofer (1988)

**Game**

- 6 Jeff Wilkins, vs. Atlanta (9-29-96)  
 Ray Wersching, at New Orleans (10-16-83)  
 5 Bruce Gossett, vs. Denver (9-23-73)  
 4 Bruce Gossett, at St. Louis (10-24-71)  
 Bruce Gossett, vs. Green Bay (11-1-70)  
 Bruce Gossett, vs. Denver (10-25-70)  
 Tommy Davis, at Dallas (11-20-60)  
 Gordy Soltau, vs. L.A. Rams (10-7-56)

**Long**

- 56 Mike Cofer, at Atlanta (10-14-90)  
 54 Steve Mike-Mayer, at L.A. Rams (11-9-75)  
 Bruce Gossett, vs. New Orleans (10-21-73)  
 53 Tommy Davis, at L.A. Rams (10-17-65)  
 Tommy Davis, vs. Chicago (10-4-64)

**50+ Yards Career**

- 5 Mike Cofer (1988-93)  
 3 Ray Wersching (1977-87)  
 Bruce Gossett (1970-74)  
 Tommy Davis (1959-69)  
 2 Steve Mike-Mayer (1975-76)

**Consecutive Field Goals Made**

- 17 Mike Cofer (12-4-88 to 10-1-89)  
 16 Wade Richey (12-27-98 to 11-7-99)  
 Gary Anderson (9-14-97 to 11-10-97)  
 13 Bruce Gossett (10-14-73 to 12-2-73)

**Consecutive Games Field Goal Made**

- 25 Bruce Gossett (11-29-70 to 10-15-72)

**FIELD GOAL PCT.****Career (100+ attempts)**

- 72.8 Ray Wersching (1977-87), 190-261  
 66.0 Mike Cofer (1988-93), 128-194  
 64.7 Bruce Gossett (1970-74), 99-153

**Season (20+ attempts)**

- 91.3 Wade Richey (1999), 21-23  
 88.2 Jeff Wilkins (1996), 30-34  
 83.3 Ray Wersching (1983), 25-30  
 Ray Wersching (1979), 20-24  
 80.6 Gary Anderson (1997), 29-36  
 Mike Cofer (1989), 29-36

**SAFETIES****Career**

- 3 Bryant Young (1994-curr.)  
 Charlie Krueger (1959-73)  
 1 11 players (Last time-Darin Jordan,  
 at L.A. Rams, 11-25-91)

**Season**

- #2 Bryant Young (1996)

**RUSHING****ATTEMPTS****Career**

- 1,686 Roger Craig (1983-90)  
 1,582 Ken Willard (1965-73)  
 1,475 Joe Perry (1950-60, 63)

**Season**

- 310 Garrison Hearst (1998)  
 Roger Craig (1988)  
 271 Roger Craig (1989)  
 268 Delvin Williams (1977)

**Game**

- 34 Delvin Williams, at St. Louis (10-31-76)  
 31 J.D. Smith, at Chicago (10-14-62)  
 J.D. Smith, at Baltimore (10-7-62)  
 28 Garrison Hearst, at Carolina (9-29-97)  
 J.D. Smith, vs. Minnesota (11-26-61)

**YARDS GAINED****Career**

- 7,344 Joe Perry (1950-60, 63)  
 7,064 Roger Craig (1983-90)  
 5,930 Ken Willard (1965-73)

**Season**

- 1,570 Garrison Hearst (1998)  
 1,502 Roger Craig (1988)  
 1,262 Wendell Tyler (1984)  
 1,229 Charlie Garner (1999)  
 1,203 Delvin Williams (1976)

**Game**

- 198 Garrison Hearst, vs. Detroit (12-14-98)  
 194 Delvin Williams, at St. Louis (12-31-76)  
 190 Roger Craig, at L.A. Rams (10-16-88)  
 Wilbur Jackson, vs. New Orleans (11-27-77)  
 187 Garrison Hearst, vs. N.Y. Jets (9-6-98)



**Long**

- 96t Garrison Hearst, vs. N.Y. Jets (9-6-98)
- 89t Hugh McElhenny, at Dallas Texans (10-5-52)
- 86t Hugh McElhenny, at Green Bay (11-18-56)

**100-YARD GAMES**

**Career**

- 18 Joe Perry (1948-60, 63)
- 14 Roger Craig (1983-90)
- 12 J.D. Smith (1956-64)
- Hugh McElhenny (1952-60)

**Season**

- 6 Garrison Hearst, 1998
- Roger Craig, 1988
- 5 J.D. Smith, 1959
- Joe Perry, 1953
- 4 Ricky Watters, 1992
- Wendell Tyler, 1984
- Delvin Williams, 1976
- Hugh McElhenny, 1956

**Consecutive Games**

- 4 Garrison Hearst, (11-30-98 to 12-20-98)
- 3 J.D. Smith, (10-7-62 to 10-21-62)
- Billy Kilmer, (10-1-61 to 10-15-61)

**AVERAGE GAIN**

**Career (250+ attempts)**

- 5.9 Steve Young (1987-99)
- 5.1 John Brodie (1957-73)
- 4.9 Wendell Tyler (1983-86)
- Billy Kilmer (1961-66)
- Joe Perry (1950-60, 63)
- Hugh McElhenny (1952-60)
- Joe Arenas (1951-57)

**Season (100+ attempts)**

- 6.1 Joe Perry (1958), 125-758
- Joe Perry (1954), 173-1,049
- 5.4 Delvin Williams (1975), 117-631
- 5.3 Joe Perry (1953), 192-1,018

**Game (10+ attempts)**

- 13.4 Joe Perry, vs. Detroit (11-2-58), 13-174
- 11.9 Wilbur Jackson, vs. New Orleans (11-27-77), 16-190
- 10.0 Hugh McElhenny, at Dallas Texans (10-5-52), 17-170

**1,000-YARD SEASONS**

**Seasons**

- 3 Roger Craig (1985, 1988-89)
- 2 Garrison Hearst (1997-98)
- Joe Perry (1953-54)

**Consecutive Seasons**

- 2 Garrison Hearst (1997-98)
- Roger Craig (1988-89)
- Joe Perry (1953-54)

**RUSHING TOUCHDOWNS**

**Career**

- 50 Roger Craig (1983-90)
- Joe Perry (1950-60, 63)
- 45 Ken Willard (1965-73)
- 37 J.D. Smith (1956-64)

**Season**

- 10 Derek Loville (1995)
- Ricky Watters (1993)
- Billy Kilmer (1961)
- J.D. Smith (1959)
- Joe Perry (1953)
- 9 Ricky Watters (1992)
- Roger Craig (1988)
- Roger Craig (1985)

**Game**

- 4 Billy Kilmer, at Minnesota (10-15-54)

**Consecutive Games**

- 5 Joe Perry, 12-6-53 to 10-10-61
- Hugh McElhenny, 9-26-54 to 10-24-54

**PASSING**

**QB RATING**

**Career (1000+ Attempts)**

- 101.4 Steve Young (1987-99)
- 93.5 Joe Montana (1979-92)
- 72.3 John Brodie (1957-73)

**Season (200+ Attempts)**

- \*112.8 Steve Young (1994)
- 112.4 Joe Montana (1989)
- 107.0 Steve Young (1992)

**ATTEMPTS**

**Career**

- 4,600 Joe Montana (1979-92)
- 4,491 John Brodie (1957-73)
- 3,648 Steve Young (1987-99)

**Season**

- 578 Steve DeBerg (1979)
- 520 Joe Montana (1990)
- 517 Steve Young (1998)

**Game**

- 60 Joe Montana, at Washington (11-17-86)
- 57 Joe Montana, at Atlanta (10-6-85)
- 54 Steve DeBerg, at Atlanta (12-16-79)
- John Brodie, at Chicago (11-13-66)

**COMPLETIONS**

**Career**

- 2,929 Joe Montana (1979-92)
- 2,469 John Brodie (1957-73)
- 2,400 Steve Young (1987-99)

**Season**

- 347 Steve DeBerg (1979)
- 332 Joe Montana (1983)
- 324 Steve Young (1994)

**Game**

- 37 Joe Montana, at Atlanta (11-6-85)
- 34 Joe Montana, at Pittsburgh (9-13-87)
- 33 Jeff Garcia, at Cincinnati (12-5-99)
- Steve Young, vs. Indianapolis (10-18-98)
- Steve Young, at Washington (11-24-96)
- Joe Montana, at Washington (11-17-86)

**Consecutive Completions**

- 22 Joe Montana, vs. Cleveland (11-29-87)
- and at Green Bay (12-6-87)-17
- 19 Steve Young, at Washington (11-24-96)

**Long**

- 97t Steve Young to John Taylor, at Atlanta (11-3-91)
- 96t Joe Montana to Jerry Rice, at San Diego (11-27-88)
- 95t Joe Montana to John Taylor, at L.A. Rams (12-11-89)

\*NFL Record



## COMPLETION PERCENTAGE

## Career (1,000+ attempts)

- 65.8 Steve Young (1987-99), 2,400-3,648
- 63.7 Joe Montana (1979-92), 2,929-4,600
- 55.9 Y.A. Tittle (1951-60), 1,226-2,194

## Season (200+ attempts)

- 70.3 Steve Young (1994), 324-461
- 70.2 Joe Montana (1989), 271-386
- 68.0 Steve Young (1993), 314-462

## Game (20+ attempts)

- 90.0 Steve Young, vs. Detroit (10-20-91), 18-20
- 85.0 John Brodie, vs. Atlanta (9-29-68), 17-20
- 84.4 Joe Montana, vs. Atlanta (9-25-83), 27-32

## YARDS

## Career

- 35,124 Joe Montana (1979-92)
- 31,548 John Brodie (1957-73)
- 29,907 Steve Young (1987-99)

## Season

- 4,170 Steve Young (1998)
- 4,023 Steve Young (1993)
- 3,969 Steve Young (1994)

## Game

- 476 Joe Montana, at Atlanta (10-14-90)
- 462 Steve Young, at L.A. Rams (11-28-93)
- 458 Joe Montana, at L.A. Rams (12-11-89)

## 300-YARD GAMES

## Career

- 35 Joe Montana (1979-92)
- 28 Steve Young (1987-99)
- 5 John Brodie (1957-73)

## Season

- 7 Steve Young (1998)
- 5 Steve Young (1994)
- Joe Montana (1982, 85, 87, 90)
- 4 Steve Young (1995)
- Joe Montana (1984, 89)

## Consecutive 300-Yard Games

- 6 Steve Young (1998)
- 5 Joe Montana (1982)
- 4 Joe Montana (1990)

## TOUCHDOWN PASSES

## Career

- 244 Joe Montana (1979-92)
- 221 Steve Young (1987-99)
- 214 John Brodie (1957-73)

## Season

- 36 Steve Young (1998)
- 35 Steve Young (1994)
- 31 Joe Montana (1987)

## Game

- 6 Joe Montana, at Atlanta (10-14-90)
- 5 Joe Montana, at Philadelphia (9-24-89)
- Joe Montana, at Atlanta (10-6-85)
- Steve Spurrier, at Chicago (11-19-72)
- John Brodie, vs. Minnesota (11-28-65)

## Consecutive Games

- 18 Steve Young (10-9-94 to 11-26-95)  
note-DNP in 5 games in 1995
- 14 Joe Montana (12-17-89 to 12-3-90)
- 15 Steve Young (9-6-98 to 12-27-98)  
note-EQ 11-8-98
- 13 John Brodie (11-29-70 to 11-14-71)

## PASSES INTERCEPTED

## Career

- 224 John Brodie (1957-73)
- 134 Y.A. Tittle (1951-60)
- 123 Joe Montana (1979-92)

## Season

- 28 Y.A. Tittle (1955)
- 24 John Brodie (1971)
- 23 Frank Albert (1950)

## Game

- 6 John Brodie, at Detroit (11-4-73)
- 5 John Brodie, vs. Baltimore (11-28-64)
- Y.A. Tittle, at Baltimore (11-30-58)
- Y.A. Tittle, vs. Baltimore (12-13-53)
- Frank Albert, vs. Pittsburgh (12-7-52)

## Fewest, Season (200+ attempts)

- 6 Steve Young (1997), 356 attempts
- Steve Young (1996), 316 attempts
- 7 Steve Young (1992), 402 attempts
- 8 Steve Young (1991), 279 attempts
- Joe Montana (1989), 386 attempts

## PASSES WITHOUT INTERCEPTION

## Consecutive

- 183 Steve Young (10-3-93)-22 passes to  
(11-28-93)-13 passes
- 154 Joe Montana (9-24-89)-12 passes to  
(11-19-89)-6 passes
- 124 Steve Young (11-6-94)-11 passes to  
(12-4-94)-18 passes

## Game

- 57 Joe Montana, at Atlanta (10-6-85)
- 51 Steve Young, vs. Indianapolis (10-18-98)
- 44 Steve Young, vs. L.A. Rams (11-20-94)
- 42 Joe Montana, vs. L.A. Rams (10-9-83)

## AVERAGE GAIN PER ATTEMPT

## Career (1,000+ attempts)

- 8.1 Steve Young (1987-99)
- 7.6 Joe Montana (1979-92)
- 7.3 Y.A. Tittle (1951-60)

## Season (200+ attempts)

- 9.14 John Brodie (1961)
- 9.12 Joe Montana (1989)
- 9.02 Steve Young (1991)

## Game (20+ attempts)

- 15.39 Steve Young, vs. Detroit (12-19-93)
- 14.44 Steve Young, vs. L.A. Rams (11-28-93)
- 14.25 Steve Young, vs. Atlanta (10-16-92)

## RECEIVING

## RECEPTIONS

## Career

- \*1,206 Jerry Rice (1985-curr.)
- 508 Roger Craig (1983-90)
- 506 Dwight Clark (1979-87)

## Season

- 122 Jerry Rice (1995)
- 112 Jerry Rice (1994)
- 108 Jerry Rice (1996)

## Game

- 16 Jerry Rice, vs. L.A. Rams (11-20-94)
- 14 Jerry Rice, vs. Minnesota (12-18-95)
- 13 Jerry Rice, at Atlanta (10-14-90)

\*NFL Record

**Consecutive Games With A Reception**

- \*209 Jerry Rice, 12-9-85-curr.
- 105 Dwight Clark, 9-14-80 to 9-13-87
- 68 Roger Craig, 10-12-86 to 12-30-90

**YARDS****Career**

- \*18,443 Jerry Rice (1985-curr.)
- 6,750 Dwight Clark (1979-87)
- 6,664 Gene Washington (1969-77)

**Season**

- \*1,848 Jerry Rice (1995)
- 1,570 Jerry Rice (1986)
- 1,503 Jerry Rice (1993)

**Game**

- 289 Jerry Rice, vs. Minnesota (12-18-95)
- 286 John Taylor, at L.A. Rams (12-11-89)
- 241 Jerry Rice, vs. L.A. Rams (12-9-85)

**Long**

- 97t John Taylor, at Atlanta (11-3-91)
- 96t Jerry Rice, at San Diego (11-27-88)
- 95t John Taylor, at L.A. Rams (12-11-89)

**1,000-YARD SEASONS****Seasons**

- \*12 Jerry Rice (1986-96, 98)
- 2 John Taylor (1989, 91)

**100-YARD GAMES****Career**

- \*66 Jerry Rice (1985-curr.)
- 17 Gene Washington (1969-77)
- 16 Dwight Clark (1979-87)

**Season**

- 9 Jerry Rice (1995)
- 8 Jerry Rice (1989)
- 7 Jerry Rice (1990)

**Consecutive Games**

- 4 Jerry Rice, 10-29-95 to 11-20-95
- 3 Jerry Rice, 12-10-95 to 12-24-95
- Jerry Rice, 9-10-89 to 9-24-89
- Jerry Rice, 9-11-88 to 9-25-88
- Jerry Rice, 11-15-87 to 11-29-87
- Dwight Clark, 12-11-82 to 12-26-82
- Dwight Clark, 9-12-82 to 11-21-82

**AVERAGE GAIN****Career (100+ receptions)**

- 17.9 Gene Washington (1969-77), 371 rec.
- 16.6 R.C. Owens (1957-61), 176 rec.
- 16.3 John Taylor (1986-95), 347 rec.

**Season (25+ receptions)**

- 21.4 Freddie Solomon (1983), 31 rec.
- 21.2 Gene Washington (1974), 29 rec.
- 20.8 Gene Washington (1970), 53 rec.

**Game (5+ receptions)**

- 32.4 John Taylor, at Atlanta (12-3-89), 5-162
- 32.2 Jerry Rice, at Dallas (11-20-95), 5-161
- 32.0 Gene Washington, vs. New England (10-31-71), 5-160

**TOUCHDOWNS****Career**

- \*169 Jerry Rice (1985-curr.)
- 59 Gene Washington (1969-77)
- 49 Billy Wilson (1951-60)

\*NFL Record

**Season**

- \*22 Jerry Rice (1987)
- 17 Jerry Rice (1989)
- 15 Jerry Rice (1995)
- Jerry Rice (1993)
- Jerry Rice (1986)

**Game**

- 5 Jerry Rice, at Atlanta (10-14-90)
- 4 Jerry Rice, at Tampa Bay (11-14-93)
- 3 Jerry Rice, vs. Minnesota (12-18-95)
- Jerry Rice, vs. L.A. Rams (11-20-94)
- Jerry Rice, at Seattle (9-25-88)
- Jerry Rice, vs. Chicago (12-14-87)
- Jerry Rice, vs. Cleveland (11-29-87)
- Jerry Rice, at Tampa Bay (11-22-87)
- Jerry Rice, vs. St. Louis (11-9-86)
- Jerry Rice, vs. Indianapolis (10-5-86)
- Gene Washington, at New Orleans (12-13-70)
- Bernie Casey, vs. Minnesota (10-24-65)
- Dave Parks, at Baltimore (10-3-65)
- Gordy Soltau, vs. L.A. Rams (10-28-51)

**Consecutive Games With A TD Reception**

- 13 Jerry Rice, 12-19-86 to 12-27-87
- 8 Terrell Owens, 11-8-98 to 12-27-98
- Jerry Rice, 12-8-89 to 11-27-89
- Dave Parks, 11-7-65 to 9-11-66

**INTERCEPTIONS****INTERCEPTIONS BY****Career**

- 51 Ronnie Lott (1981-90)
- 47 Jimmy Johnson (1961-76)
- 36 Kermit Alexander (1963-69)

**Season**

- 10 Ronnie Lott (1986)
- Dave Baker (1960)
- 9 Dwight Hicks (1981)
- Kermit Alexander (1968)
- Lowell Wagner (1951)
- 8 Dick Moegle (1957)

**Game**

- 4 Dave Baker, at L.A. Rams (12-4-60)
- 3 Rod Woodson, vs. New Orleans (9-14-97)
- Eric Wright, at Minnesota (9-8-83)
- Anthony Leonard, vs. Cincinnati (10-1-78)

**Consecutive Games**

- 6 Kermit Alexander, 11-17-68 to 12-15-68
- Lance Schulters, 10-10-99 to 11-21-99
- Dick Moegle, 11-4-56 to 11-25-56
- 3 Merton Hanks, 12-6-98 to 12-20-98
- Marquez Pope, 9-8-96 to 9-29-96

**YARDS RETURNED****Career**

- 643 Ronnie Lott (1981-90)
- 615 Jimmy Johnson (1961-76)
- 586 Dwight Hicks (1979-85)

**Season**

- 303 Deion Sanders (1994)
- 239 Dwight Hicks (1981)
- 164 Eric Wright (1983)

**Game**

- 104 Dwight Hicks, at Washington (10-4-81)
- 94 Merton Hanks, vs. New Orleans (11-22-93)
- Alvin Randolph, vs. Chicago (12-11-66)
- 93 Deion Sanders, at Atlanta (10-16-94)

**Long**

- 94t Alvin Randolph, vs. Chicago (12-11-66)  
 93t Deion Sanders, at Atlanta (10-16-94)  
 90t Deion Sanders, at San Diego (12-11-94)

**TOUCHDOWNS****Career**

- 5 Ronnie Lott (1981-90)  
 3 Tim McDonald (1993-1999)  
 Deion Sanders (1994)  
 Dwight Hicks (1979-85)  
 Rex Berry (1951-56)  
 2 Merton Hanks (1991-1998)  
 Ken Norton Jr. (1994-curr.)  
 Eric Davis (1990-95)  
 Eric Wright (1981-90)  
 Tom Holmoe (1983-89)  
 Jimmy Johnson (1961-76)  
 Skip Vanderbundt (1969-76)

**Season**

- 3 Deion Sanders (1994)  
 Ronnie Lott (1981)  
 2 Tim McDonald (1995)  
 Ken Norton Jr. (1995)  
 Tom Holmoe (1986)  
 Dwight Hicks (1983)  
 Eric Wright (1983)

**Game**

- 2 Ken Norton Jr., at St. Louis Rams (10-22-95)

**PUNTING****PUNTS****Career**

- 511 Tommy Davis (1959-69)  
 380 Tom Wittum (1973-77)  
 281 Max Runager (1984-88)

**Season**

- 96 Mike Connell (1978)  
 93 Jim Miller (1981)  
 89 Tom Wittum (1976)

**Game**

- 11 Tom Wittum, vs. L.A. Rams (11-21-76)  
 Pete Brown, at Chicago (10-17-54)  
 10 Jim Miller, vs. Atlanta (11-8-81)  
 Jim Miller, vs. L.A. Rams (10-25-81)  
 Mike Connell, at Atlanta (11-5-78)  
 Tom Wittum, vs. Atlanta (10-23-76)

**YARDS****Career**

- 22,841 Tommy Davis (1959-69)  
 15,494 Tom Wittum (1973-77)  
 11,370 Max Runager (1984-88)

**Season**

- 3,858 Jim Miller (1981)  
 3,639 Tom Wittum (1976)  
 3,599 Tommy Davis (1964)

**Game**

- 517 Tom Wittum, vs. L.A. Rams (11-21-76)  
 475 Tommy Davis, at Detroit (10-6-63)  
 433 Jim Miller, at L.A. Rams (10-25-81)

**Long**

- 86 Larry Barnes, vs. Chicago Cardinals (9-29-57)  
 82 Tommy Davis, vs. Minnesota (9-30-62)  
 81 Tommy Davis, at St. Louis (11-25-62)

**AVERAGE****Career (100+ attempts)**

- 44.7 Tommy Davis (1959-69), 511 punts  
 41.9 Tommy Thompson (1995-97), 208 punts  
 Frank Albert (1950-52), 139 punts

**Season (40+ attempts)**

- 45.8 Tommy Davis (1965), 54 punts  
 45.7 Tommy Davis (1959), 59 punts  
 45.6 Tommy Davis (1964), 79 punts  
 Tommy Davis (1962), 48 punts

**Game (4+ attempts)**

- 55.0 Klaus Wilmsmeyer, at Detroit  
 (10-9-94), 4 punts  
 54.5 Tommy Davis, vs. Chicago (11-19-61), 4 punts  
 54.2 Tommy Davis, at L.A. Rams  
 (10-18-64), 5 punts

**PUNT RETURNS****RETURNS****Career**

- 149 John Taylor (1986-95)  
 142 Dana McLemore (1982-87)  
 Bruce Taylor (1970-77)  
 124 Joe Arenas (1951-57)

**Season**

- 47 R.W. McQuarters (1998)  
 45 Dana McLemore (1984)  
 44 John Taylor (1988)  
 43 Bruce Taylor (1970)

**Game**

- 9 Ralph McGill, at Atlanta (10-29-72)  
 Anthony Leonard, vs. New Orleans (10-17-76)  
 8 Hugh McElhenny, vs. Detroit (11-2-58)  
 Joe Arenas, at Detroit (10-16-55)  
 7 John Taylor, at New Orleans (10-8-89)  
 Dana McLemore, at New Orleans (11-25-84)

**YARDS****Career**

- 1,531 Dana McLemore (1982-87)  
 1,522 Dexter Carter (1990-94, 95-96)  
 1,517 John Taylor (1986-95)  
 1,323 Bruce Taylor (1970-77)

**Season**

- 556 John Taylor (1988)  
 521 Dana McLemore (1984)  
 516 Bruce Taylor (1970)

**Game**

- 141 Anthony Leonard, vs. New Orleans  
 (10-17-76), 9 returns  
 133 Bruce Taylor, at Houston (11-15-70), 6 returns  
 126 Dexter Carter, vs. Minnesota (12-18-95),  
 4 returns  
 Dana McLemore, vs. L.A. Rams  
 (1-2-83), 4 returns

**Long**

- 95t John Taylor, vs. Washington (11-21-88)  
 94t Hugh McElhenny, at Chicago (10-19-52)  
 93t Dana McLemore, vs. L.A. Rams (1-2-83)

**AVERAGE****Career (50+ returns)**

- 10.8 Dana McLemore (1982-87), 142 ret.  
 10.4 Dexter Carter (1990-94, 95-96), 81 ret.  
 10.2 John Taylor (1986-95), 149 ret.

**Season (1+ per game)**

- 14.2 Hugh McElhenny (1952), 20 returns  
(12 games)  
13.8 Bruce Taylor (1973), 15 returns (14 games)  
13.4 Abe Woodson (1960), 13 returns (12 games)

**Game (3+ returns)**

- 40.7 Hugh McElhenny, at Chicago  
(12-19-52), 3 returns  
31.5 Dexter Carter, vs. Minnesota  
(12-18-95), 4 returns  
Dana McLemore, vs. L.A. Rams  
(1-2-83), 4 returns  
29.8 Manfred Moore, vs. Atlanta  
(11-24-74), 5 returns

**TOUCHDOWNS****Career**

- 4 Dana McLemore (1982-87)  
2 Dexter Carter (1990-94, 95-96)  
John Taylor (1986-95)  
Freddie Solomon (1978-85)  
Kermit Alexander (1963-69)  
Abe Woodson (1958-64)

**Season**

- 2 John Taylor (1988)  
Freddie Solomon (1980)

**KICKOFF RETURNS****RETURNS****Career**

- 217 Dexter Carter (1990-94, 95-96)  
166 Abe Woodson (1958-64)  
139 Joe Arenas (1951-57)

**Season**

- 48 Dexter Carter (1994)  
41 Dexter Carter (1996)  
Dexter Carter (1990)  
James Owens (1979)  
37 Dexter Carter (1991)  
Kermit Alexander (1966)  
Abe Woodson (1962)

**Game**

- 7 Chuck Levy, at Seattle (12-21-97)  
Dexter Carter, vs. Carolina (12-8-96)  
Dexter Carter, vs. Atlanta (10-13-91)  
James Owens, at Dallas (10-12-80)  
Vic Washington, vs. Detroit (11-4-73)  
Abe Woodson, at Detroit (9-23-62)

**YARDS****Career**

- 4,873 Abe Woodson (1958-64)  
4,789 Dexter Carter (1990-96)  
3,798 Joe Arenas (1951-57)

**Season**

- 1,157 Abe Woodson (1962)  
1,105 Dexter Carter (1994)  
1,002 James Owens (1979)

**Game**

- 210 Abe Woodson, vs. Detroit (11-11-62)  
202 Lenny Lyles, vs. Baltimore (12-18-60)

**Long**

- 105t Abe Woodson, at L.A. Rams (11-8-59)  
103t Abe Woodson, vs. Minnesota (9-15-63)  
101t Terry Kirby, vs. Carolina (11-16-97)  
James Owens, at Detroit (11-2-80)

**AVERAGE****Career (50+ returns)**

- 29.4 Abe Woodson (1958-64), 166 returns  
27.3 Joe Arenas (1951-57), 139 returns  
25.9 Vic Washington (1971-73), 84 returns

**Season (10+ returns)**

- 34.4 Joe Arenas (1953), 16 returns (12 games)  
32.2 Abe Woodson (1963), 29 returns (14 games)  
31.3 Abe Woodson (1962), 37 returns (14 games)

**Game (3+ returns)**

- 67.3 Lenny Lyles, vs. Baltimore  
(12-18-60), 3 returns  
52.7 Abe Woodson, at L.A. Rams  
(11-8-59), 3 returns  
46.0 Joe Arenas, vs. Baltimore  
(12-16-56), 3 returns

**TOUCHDOWNS****Career**

- 5 Abe Woodson (1958-64)  
2 Dexter Carter (1990-94, 95-96)  
James Owens (1979-80)  
Dave Williams (1977-78)

**Season**

- 3 Abe Woodson (1963)

**Game**

- 2 Abe Woodson, vs. Minnesota (9-15-63)

**SACKS**

(Since 1970)

**Career**

- 112.5 Cedrick Hardman (1970-79)  
106 Tommy Hart (1968-77)  
66.5 Charles Haley (1986-91, 99)

**Season**

- 18.0 Cedrick Hardman (1971)  
17.5 Fred Dean (1983)  
Cleveland Elam (1977)  
17.0 Tim Harris (1992)  
Tommy Hart (1972)

**Game**

- 6.0 Fred Dean, vs. New Orleans (11-13-83)  
Tommy Hart, at L.A. Rams (10-11-76)  
4.0 Roy Barker, at St. Louis (10-25-98)  
Chris Doleman, at New Orleans (10-11-98)  
Dana Stubblefield, at Philadelphia (11-10-97)  
Dwaine Board, at L.A. Raiders (9-22-85)  
3.5 Chris Doleman, vs. Carolina (11-8-98)  
3.0 Chris Doleman, vs. Baltimore (11-17-96)  
Roy Barker, vs. New Orleans (11-3-96)  
Bryant Young, vs. St. Louis (10-6-96)  
Rhett Hall, vs. Denver (12-17-94)



# 49ERS REGULAR SEASON TEAM RECORDS

**Note:** Entries marked by an asterisk in the "fewest, season" category denote the 1982 strike season. These years are listed for reference, but are not considered full season records.

## OFFENSE

### WON-LOST

#### Wins, season

- 15 1984
- 14 1989, 1990, 1992
- 13 1981, 1987, 1994, 1997

#### CONSECUTIVE GAMES

##### Won

- 15 11-27-89 to 11-18-90
- 11 9-7-97 to 11-23-97
- 10 10-9-94 to 12-17-94
- 9 11-9-92 to 9-5-93
- 10-21-84 to 12-14-84
- 12-4-83 to 10-8-84
- 8 11-9-92 to 12-28-92
- 11-22-87 to 9-11-88
- 12-2-51 to 10-26-52

##### Wins at home

- 19 12-23-96 to 10-3-99
- 13 10-4-92 to 12-5-93
- 10-23-94 to 10-1-95
- 11-27-89 to 11-18-90
- 7 11-26-95 to 10-20-96
- 11-2-58 to 11-1-59

##### Wins on road

- 18 11-27-88 to 12-30-90
- 11 9-20-87 to 10-16-88
- 9 12-11-83 to 12-2-84

##### Lost

- 9 10-8-78 to 12-3-78
- 8 10-10-99 to 12-5-99
- 9-28-80 to 11-16-80
- 12-17-78 to 10-14-79
- 7 12-4-77 to 9-24-78
- 9-29-74 to 11-10-74
- 12-9-62 to 10-13-63

##### Losses at home

- 7 10-28-62 to 9-22-63
- 6 9-12-82 to 9-3-83
- 5 10-15-78 to 11-27-78
- 12-15-73 to 11-4-74

##### Losses on road

- 18 12-4-77 to 12-16-79
- 8 10-5-80 to 9-20-81
- 10-11-64 to 10-10-65
- 7 10-8-50 to 10-6-51

### SCORING

#### POINTS

##### Most, season

- 505 1994
- 479 1998
- 475 1984

##### Highest average, season

- 31.6 1994, (16 games)
- 31.0 1953, (12 games)
- 30.6 1987, (15 games)

##### Fewest, season

- 198 1963
- 208 1960
- 213 1950
- \*209 1982 (9 games)

#### Lowest average, season

- 13.7 1978
- 14.1 1963
- 15.7 1977

#### Most, game

- 56 vs. Atlanta (10-18-92)
- 55 at Detroit (12-19-93)
- 52 vs. Chicago (12-23-91)
- vs. Chicago (12-19-65)

#### Most, first half

- 42 vs. Atlanta (10-18-92)

#### Most, second half

- 35 vs. Atlanta (9-15-85)

#### Most, first quarter

- 27 vs. Green Bay (12-7-58)

#### Most, second quarter

- 28 at Minnesota (9-8-83)
- vs. L.A. Rams (10-28-51)

#### Most, third quarter

- 21 at New Orleans (9-4-88)
- at St. Louis (9-18-83)
- vs. Houston (12-13-81)
- vs. New Orleans (10-21-73)
- 20 at St. Louis Rams (10-22-95)

#### Most, fourth quarter

- 28 vs. Chicago (12-22-91)
- at Philadelphia (9-24-89)
- at L.A. Rams (10-23-83)

#### TOUCHDOWNS

##### Most, season

- 66 1994
- 61 1998
- 1993
- 59 1987

##### Fewest, season

- 21 1960
- 24 1963
- 25 1978

#### Most, game

- 8 vs. Atlanta (10-18-92)
- 7 at Detroit (12-19-93)
- vs. Chicago (12-23-91)
- vs. L.A. Rams (12-27-87)
- at Atlanta (10-29-72)
- at Detroit (10-1-61)
- vs. Dallas Texans (10-26-52)

#### POINTS AFTER TOUCHDOWN MADE (KICKING)

##### Most, season

- 60 1994
- 59 1993
- 56 1984

##### Fewest, season

- 21 1960
- 22 1969
- 23 1977
- \* 1982 (9 games)

**Most, game**

- 8 vs. Atlanta (10-18-92)
- 7 at Detroit (12-19-93)
- vs. Chicago (10-23-91)
- vs. L.A. Rams (12-27-87)
- at Atlanta (10-29-72)
- at Detroit (10-1-61)

**POINTS AFTER TOUCHDOWN ATTEMPTS  
(KICKING)****Most, season**

- 62 1994
- 61 1993
- 57 1984

**Most, game**

- 8 vs. Atlanta (10-18-92)
- 7 at Detroit (12-19-93)
- vs. Chicago (10-23-91)
- vs. L.A. Rams (12-27-87)
- at Atlanta (10-29-72)
- at Detroit (10-1-61)

**POINTS AFTER TOUCHDOWN MADE  
(2-POINT)****Most, season**

- 5 1998
- 2 1997
- 1995
- 1994

**POINTS AFTER TOUCHDOWN ATTEMPTS  
(2-POINT)****Most, season**

- 9 1998
- 4 1994
- 3 1997
- 1995

**FIELD GOALS MADE****Most, season**

- 30 1996
- 29 1997
- 1989

**Fewest, season**

- 3 1955
- 4 1950
- 6 1969
- 1952
- 1951

**Game**

- 6 vs. Atlanta (9-29-96)
- at New Orleans (10-16-83)
- at Dallas (11-20-60)
- 5 vs. Denver (9-23-73)
- vs. Denver (10-25-70)
- 4 vs. New Orleans (9-14-97)
- at St. Louis (10-24-71)
- vs. Green Bay (11-1-70)
- vs. L.A. Rams (10-7-56)

**FIELD GOALS ATTEMPTED****Most, season**

- 38 1988
- 36 1997
- 1971
- 34 1996

**Fewest, season**

- 8 1950
- 12 1955
- 1952
- 15 1957

**Most, game**

- 6 vs. Atlanta (9-29-96)
- at New Orleans (10-16-83)
- at L.A. Rams (10-17-65)
- at Dallas (11-20-60)
- at Green Bay (11-23-58)

**FIRST DOWNS****TOTAL****Most, season**

- 381 1998
- 372 1993
- 362 1994
- 357 1987

**Fewest, season**

- 182 1959
- 183 1963
- 201 1950
- 1960

**Most, game**

- 36 vs. Indianapolis (10-18-98)
- 33 vs. Houston (11-8-87)
- 32 vs. L.A. Rams (11-20-94)
- 31 vs. Philadelphia (1-3-94)
- vs. Baltimore (12-13-53)

**Fewest, game**

- 3 vs. Baltimore (11-22-59)
- 5 at Baltimore (10-13-63)
- 6 vs. Green Bay (12-10-60)

**RUSHING****Most, season**

- 141 1988
- 138 1984
- 135 1992

**Fewest, season**

- 76 1959
- 86 1975
- 1974
- \*49 1982 (9 games)

**Most, game**

- 21 vs. Detroit (12-14-98)
- 20 at Minnesota (10-15-61)
- 19 vs. Green Bay (12-9-51)

**Fewest, game**

- 0 at Minnesota (12-14-69)
- at Baltimore (10-13-63)
- 1 at Baltimore (11-22-59)
- at N.Y. Giants (11-9-52)

**PASSING****Most, season**

- 231 1995
- 223 1998
- 213 1986

**Fewest, season**

- 76 1959
- 83 1951
- 87 1963

**Most, game**

- 24 at Cincinnati (12-5-99)
- at Atlanta (10-14-90)
- 23 at Atlanta (10-6-85)
- 22 vs. Indianapolis (10-18-98)
- vs. New Orleans (11-13-83)
- vs. San Diego (12-11-82)

**Fewest, game**

- 1 vs. Minnesota (11-29-76)  
at Green Bay (Milw.) (11-24-63)  
at Detroit (10-6-63)  
vs. L.A. Rams (10-7-56)
- 2 vs. Green Bay (12-10-60)

**BY PENALTY****Most, season**

- 34 1978
- 30 1994
- 29 1998

**Fewest, season**

- 9 1963
- 10 1961
- 11 1951
- 1950

**Most, game**

- 8 at New Orleans (10-11-98)
- 6 at New Orleans (10-25-87)  
vs. Atlanta (10-22-78)  
vs. Atlanta (12-6-70)

**NET YARDS**(Rushing and passing)  
**YARDS****Most, season**

- 6,800 1998
- 6,435 1993
- 6,366 1984

**Fewest, season**

- 3,260 1960
- 3,651 1955
- 3,830 1950

\*3,242 1982 (9 games)

**Most, game**

- 598 vs. Buffalo (9-13-92)
- 597 vs. Baltimore (12-13-53)
- 590 vs. Atlanta (10-18-92)

**Fewest, game**

- 61 at Detroit (10-6-63)
- 81 vs. Green Bay (12-10-60)
- 88 vs. L.A. Rams (11-21-76)

**RUSHING****ATTEMPTS****Most, season**

- 585 1978
- 576 1976
- 564 1977

**Fewest, season**

- 359 1958
- 377 1957
- 408 1955

\*219 1982 (9 games)

**Most, game**

- 59 at Minnesota (12-4-77)
- 56 vs. Detroit (10-25-63)  
at Green Bay (Milw.) (10-10-54)  
vs. Baltimore (10-29-50)
- 54 vs. Minnesota (11-29-76)

**Fewest, game**

- 12 vs. Chicago (10-13-85)
- 13 at Carolina (9-22-96)  
vs. Carolina (12-8-96)
- 14 at Minnesota (12-14-69)

**YARDS****Most, season**

- 2,544 1998
- 2,523 1988
- 2,498 1954

**Fewest, season**

- 1,332 1964
- 1,371 1954
- 1,454 1963
- \*740 1982 (9 games)

**Most, game**

- 328 vs. Detroit (12-14-98)
- 324 at Minnesota (10-15-61)
- 317 vs. Minnesota (11-29-76)

**Fewest, game**

- 5 vs. Houston (12-7-75)
- 12 at Minnesota (12-14-69)
- 35 at Baltimore (11-22-59)

**AVERAGE****Highest, season**

- 5.7 1954 (442 attempts)
- 5.2 1998 (491 attempts)
- 5.0 1999 (419 attempts)

**Lowest, season**

- 3.4 1970 (468 attempts)
- 3.5 1981 (560 attempts)
- 3.6 1995 (415 attempts)
- 1963 (406 attempts)

**Highest, game**

- 10.9 vs. Dallas Texans (10-26-52), 24-263
- 8.6 vs. N.Y. Jets (9-6-98), 24-207
- 8.1 vs. Atlanta (9-19-93), 33-268

**Lowest, game**

- 0.2 vs. Houston (12-7-75), 25-5
- 0.9 at Minnesota (12-14-69), 14-12
- 1.4 at N.Y. Giants (11-14-63), 21-30

**TOUCHDOWNS****Most, season**

- 28 1954
- 26 1993
- 23 1994

**Fewest, season**

- 8 1963
- 10 1980
- 11 1987
- \*6 1982 (9 games)

**Most, game**

- 8 vs. Atlanta (10-18-92)
- 7 at Detroit (12-19-93)  
vs. Chicago (12-23-91)  
vs. L.A. Rams (12-27-87)  
at Atlanta (10-29-72)  
at Detroit (10-1-61)  
vs. Dallas Texans (10-26-52)

**PASSING****ATTEMPTS****Most, season**

- 644 1995
- 602 1979
- 597 1980

**Fewest, season**

- 264 1959
- 277 1977
- 281 1951

**Most, game**

- 60 at Washington (12-17-86)
- 57 at Atlanta (10-6-85)
- 54 at Atlanta (12-16-79)  
at Chicago (11-13-66)

**Fewest, game**

- 8 vs. New Orleans (11-27-77)
- vs. Minnesota (11-29-76)
- 12 at Atlanta (11-6-77)
- at Green Bay (9-12-76)
- 13 at Minnesota (12-4-77)

**COMPLETIONS****Most, season**

- 432 1995
- 363 1980
- 361 1979

**Fewest, season**

- 132 1959
- 136 1977
- 151 1955

**Most, game**

- 37 at Atlanta (10-6-85)
- 33 at Cincinnati (12-5-99)
- vs. Indianapolis (10-18-98)
- at Washington (11-24-96)
- at Washington (11-17-86)
- at Tampa Bay (9-7-86)
- 32 at Atlanta (12-24-95)
- at Atlanta (11-14-90)
- vs. Atlanta (9-18-88)
- at Miami (11-16-80)
- vs. Atlanta (9-28-80)

**Fewest, game**

- 3 vs. Minnesota (11-29-76)
- 4 vs. Pittsburgh (9-19-77)
- 5 at Minnesota (12-4-77)
- vs. New Orleans (11-27-77)
- at Atlanta (11-6-77)

**COMPLETION PERCENTAGE****Highest, season**

- 70.3 1994 (359-511)
- 70.2 1989 (339-483)
- 67.6 1993 (354-524)

**Lowest, season**

- 43.7 1978 (190-435)
- 44.7 1963 (156-349)
- 47.1 1974 (170-361)

**Highest, game (15+ attempts)**

- 85.0 vs. Atlanta (9-29-68), 17-20
- 84.2 at Atlanta (10-16-94), 16-19
- 83.8 vs. Baltimore (11-17-96), 26-31

**Lowest, game (15+ attempts)**

- 22.2 at Pittsburgh (9-19-77), 4-18
- 26.3 vs. Minnesota (9-30-62), 5-19
- 27.8 vs. Atlanta (10-9-77), 5-18

**NET YARDS****Most, season**

- 4,779 1995
- 4,480 1993
- 4,302 1989

**Fewest, season**

- 1,508 1977
- 1,549 1959
- 1,550 1950

**Most, game**

- 475 at L.A. Rams (11-29-93)
- 442 at Atlanta (10-14-90)
- 439 at L.A. Rams (12-11-89)

**Fewest, game**

- 10 at Detroit (10-6-63)
- 11 vs. L.A. Rams (10-7-56)
- 19 at Pittsburgh (9-19-77)

**AVERAGE GAIN PER ATTEMPT****Highest, season**

- 9.49 1989
- 8.55 1993
- 8.54 1994

**Lowest, season**

- 4.70 1960
- 4.82 1976
- 5.20 1963

**TIMES SACKED****Most, season**

- 53 1998 (-254 yards)
- 47 1988 (-298 yards)
- 45 1989 (-282 yards)

**Fewest, season**

- 8 1970 (-67 yards)
- 11 1971 (-111 yards)
- 17 1979 (-119 yards)

**Most, game**

- 10 vs. N.Y. Giants (11-23-80)
- at L.A. Rams (10-11-76)
- vs. L.A. Rams (12-6-64)

**SACK YARDS LOST****Most, season**

- 423 1963
- 396 1952
- 371 1957

**Fewest, season**

- 67 1970
- 111 1971
- 119 1979

**Most, game**

- 95 vs. Dallas Texans (10-26-52)
- 73 at Detroit (10-6-63)

**TOUCHDOWN PASSES****Most, season**

- 44 1987
- 41 1998
- 37 1994

**Fewest, season**

- 8 1956
- 9 1978
- 1977
- 1973
- 10 1954

**INTERCEPTIONS****Most, season**

- 36 1978
- 29 1958
- 28 1955

**Fewest, season**

- 9 1992
- 10 1984
- 1970
- 1969
- 11 1997
- 1994
- 1989
- \* 1982 (9 games)

**Most, game**

- 7 at L.A. Rams (10-18-64)
- 6 at Detroit (11-4-73)
- vs. Baltimore (12-5-59)
- 5 vs. Pittsburgh (11-27-78)
- vs. Pittsburgh (12-15-73)
- vs. Minnesota (12-16-72)
- vs. Detroit (10-29-67)
- at Baltimore (11-30-58)
- vs. L.A. Rams (9-25-55)



## PUNTING

### PUNTS

#### Most, season

97 1978  
89 1976  
87 1985

#### Fewest, season

42 1993  
1953  
48 1958  
\*45 1982 (9 games)

#### Most, game

11 vs. L.A. Rams (11-21-76)  
at Chicago (10-17-54)  
10 vs. Atlanta (11-8-81)  
vs. L.A. Rams (10-25-81)  
at Atlanta (11-5-78)  
vs. Atlanta (10-23-76)

#### Fewest, game

0 at Detroit (12-19-93)  
vs. Atlanta (9-20-93)  
vs. Buffalo (9-13-92)  
vs. N.Y. Giants (10-15-72)  
vs. New Orleans (11-14-71)  
vs. Detroit (11-6-60)  
vs. Baltimore (12-13-53)

### AVERAGE

#### Highest, season (40+ attempts)

45.8 1965, 54 punts  
45.7 1959, 59 punts  
45.6 1964, 79 punts  
1962, 48 punts

#### Lowest, season (40+ attempts)

35.0 1977, 80 punts  
36.2 1990, 70 punts  
37.0 1954, 60 punts

#### Highest, game (4+ attempts)

55.0 at Detroit (10-9-94), 4 punts  
54.5 vs. Chicago (11-19-61), 4 punts  
54.2 at L.A. Rams (10-18-64), 5 punts

## PUNT RETURNS

### RETURNS

#### Most, season

65 1976  
63 1975  
54 1988

#### Fewest, season

18 1963  
24 1961  
1960  
27 1999  
1995  
1962

#### Most, game

9 vs. New Orleans (10-17-76)  
at Atlanta (10-29-72)  
8 vs. Detroit (11-2-58)  
at Detroit (10-16-55)  
7 at New Orleans (10-8-89)  
at New Orleans (11-25-84)

### YARDS

#### Most, season

612 1988  
610 1975  
554 1976

#### Fewest, season

63 1969  
99 1963  
110 1999  
115 1955

#### Most, game

144 vs. Philadelphia (9-27-59)  
141 vs. New Orleans (10-17-76)  
133 at Houston (11-15-70)

#### Fewest, game

-7 at St. Louis (10-25-98)  
-2 at Jacksonville (9-12-99)

### AVERAGE

#### Highest, season

12.3 1950  
11.8 1997  
11.7 1993

#### Lowest, season

2.9 1969  
3.0 1955  
3.3 1968  
1957

### TOUCHDOWNS

#### Most, season

2 1988  
1980

## KICKOFF RETURNS

### RETURNS

#### Most, season

77 1999  
75 1980  
1979  
73 1978  
69 1953

#### Fewest, season

31 1951  
32 1952  
36 1952  
\* 1982 (9 games)

#### Most, game

9 at L.A. Rams (10-5-80)  
vs. L.A. Rams (9-30-73)  
at Detroit (11-14-54)  
8 at Dallas (10-12-80)  
at Chicago (12-12-65)  
at N.Y. Giants (11-17-63)  
at Detroit (9-23-62)  
at Green Bay (Milw.) (10-23-60)

#### Fewest, game

0 (Several times) Last: at New Orleans (9-29-97)

### YARDS

#### Most, season

1,739 1962  
1,579 1999  
1,537 1979

#### Fewest, season

715 1993  
719 1952  
738 1951

#### Most, game

256 at Detroit (11-14-54)  
248 at Detroit (9-23-62)  
243 at N.Y. Giants (11-17-63)

#### Fewest, game

0 (Several times) Last: at New Orleans (9-29-97)



# AVERAGE

## Highest, season

- 28.0 1962 (62 returns)
- 26.6 1961 (49 returns)
- 26.1 1957 (42 returns)

## Lowest, season

- 17.7 1968 (60 returns)
- 17.8 1988 (55 returns)
- 1950 (45 returns)
- 17.9 1993 (40 returns)

# TOUCHDOWNS

## Most, season

- 3 1963
- 1 (Several times) Last: 1997

## Most, game

- 2 vs. Minnesota (9-15-63)
- 1 (Several times) Last: vs. Carolina (11-16-97)

# PENALTIES

## PENALTIES

## Most, season

- 133 1998
- 120 1999
- 119 1996

## Fewest, season

- 51 1963
- 57 1959
- 1958
- 1957

\*44 1982 (9 games)

## Most, game

- 22 at Buffalo (10-4-98)
- 16 at Atlanta (1-3-00)
- 15 at Minnesota (10-24-99)
- vs. Carolina (12-8-96)
- 14 at New Orleans (10-11-98)
- at L.A. Rams (9-18-94)
- at Phoenix (11-6-88)
- vs. Denver (10-9-88)
- at Washington (11-17-86)
- at Pittsburgh (11-20-54)
- at Baltimore (11-29-53)
- at Chicago (11-19-52)

## Fewest, game

- 0 vs. New Orleans (11-11-88)
- vs. L.A. Rams (11-21-76)
- 1 vs. Washington (12-26-99)
- vs. Houston (12-25-93)
- vs. L.A. Rams (12-27-87)
- vs. Pittsburgh (11-27-78)
- at L.A. Rams (11-18-73)
- vs. Atlanta (10-19-69)
- vs. Green Bay (12-14-63)
- at Green Bay (9-24-61)

# YARDS PENALIZED

## Most, season

- 1,156 1998
- 1,045 1999
- 997 1970
- 986 1988
- 979 1997

## Fewest, season

- 439 1963
- 489 1959
- 541 1955
- \*451 1982 (9 games)

## Most, game

- 178 at Buffalo (10-4-98)
- 177 at L.A. Rams (9-18-94)
- 168 at St. Louis (10-24-71)
- 148 at Philadelphia (10-19-58)

## Fewest, game

- 0 vs. New Orleans (12-11-88)
- vs. L.A. Rams (11-21-76)

# TURNOVERS

## TURNOVERS

## Most, season

- 66 1978 (30 fumbles, 36 interceptions)
- 46 1964 (24 fumbles, 22 interceptions)
- 1955 (18 fumbles, 28 interceptions)
- 1950 (21 fumbles, 25 interceptions)

## Fewest, season

- 16 1960 (4 fumbles, 12 interceptions)
- 20 1997 (9 fumbles, 11 interceptions)
- 21 1982 (10 fumbles, 11 interceptions)

## Most, game

- 10 at Dallas (10-12-80) (5 fumbles, 5 interceptions)
- 9 at Cleveland (11-12-50) (6 fumbles, 3 interceptions)

# DEFENSE

# SCORING

## POINTS ALLOWED

## Most, season

- 453 1999
- 416 1979
- 415 1980
- 403 1965

## Fewest, season

- 190 1976
- 205 1960
- 1951
- 216 1971

\*206 1982 (9 games)

## Most, game

- 61 at Chicago (12-12-65)
- 59 at Dallas (10-12-80)
- 56 at L.A. Rams (11-9-58)

## Fewest, game

- 0 (Several times) Last: at New Orleans (10-11-98)
- 2 at New Orleans (10-1-72)
- 3 (Several times) Last: vs. New England (9-17-95)

## Most, first half

- 38 at Dallas (10-12-80)

## Most, second half

- 36 at New Orleans (11-23-69)

## Most, first quarter

- 21 at St. Louis (10-10-99)
- at L.A. Rams (11-9-58)

## Most, second quarter

- 28 at Minnesota (9-29-63)

## Most, third quarter

- 24 vs. St. Louis (10-6-74)

## Most, fourth quarter

- 21 at Atlanta (11-15-98)
- at Minnesota (9-8-85)
- at N.Y. Jets (9-21-80)
- at Minnesota (12-4-77)



## TOUCHDOWNS ALLOWED

## Most, season

54 1979  
53 1999  
52 1980  
1965  
1963

## Fewest, season

23 1971  
24 1984  
1976  
1951  
\* 1982 (9 games)  
25 1996  
1991  
1960

## Most, game

9 at Chicago (12-12-65)  
8 at Dallas (10-12-80)  
at L.A. Rams (11-9-58)

## Fewest, game

0 (Several times) Last: at New Orleans (10-11-98)

POINTS AFTER TOUCHDOWN ALLOWED  
(KICKING)

## Most, season

50 1999  
1980  
1963  
48 1965  
46 1979

## Fewest, season

17 1995  
20 1976  
21 1996  
1971

## Most, game

8 at Dallas (10-12-80)  
at L.A. Rams (11-9-58)  
7 at Chicago (12-12-65)

## Fewest, game

0 (Several times) Last: at New Orleans (10-11-98)

POINTS AFTER TOUCHDOWN ALLOWED  
(2-POINTS)

7 1994  
4 1996  
2 1995

POINTS AFTER TOUCHDOWN ATTEMPTED  
(2-POINTS)

12 1994  
8 1995  
4 1996

## FIELD GOALS ALLOWED

## Most, season

31 1973  
27 1999  
1995  
1993  
1985  
26 1996  
1974

## Fewest, season

5 1959  
6 1976  
1958  
7 1954

## Most, game

5 at Green Bay (10-14-96)  
at New Orleans (10-25-87)  
at Baltimore (9-25-66)

## FIELD GOAL ATTEMPTS

## Most, season

45 1973  
38 1978  
36 1969

## Fewest, season

11 1954  
12 1959  
16 1953

## Most, game

7 vs. New Orleans (10-25-87)  
6 vs. Carolina (11-8-98)  
vs. Atlanta (10-7-73)  
vs. Kansas City (12-6-71)

## FIRST DOWNS

## TOTAL ALLOWED

## Most, season

341 1980  
326 1979  
315 1999  
304 1963

## Fewest, season

167 1952  
188 1951  
198 1960  
\*170 1982 (9 games)

## Most, game

31 vs. Dallas (11-10-63)  
at Minnesota (10-15-61)  
vs. Baltimore (12-13-53)  
30 at N.Y. Jets (9-21-80)  
at Washington (11-12-67)

## Fewest, game

2 vs. New Orleans (10-21-73)  
4 at Detroit (10-12-52)  
5 at Baltimore (10-13-63)

## RUSHING ALLOWED

## Most, season

137 1980  
136 1979  
132 1955

## Fewest, season

57 1995  
67 1997  
74 1954  
76 1996  
1989  
\*71 1982 (9 games)

## Most, game

19 at Green Bay (10-11-59)  
18 at Baltimore (11-22-59)  
at Chicago (10-14-56)  
17 vs. Green Bay (12-13-59)

## Fewest, game

0 vs. L.A. Rams (12-6-64)  
at Baltimore (10-13-63)  
1 vs. Atlanta (12-12-99)  
vs. St. Louis (10-12-97)  
vs. St. Louis (9-8-96)  
at Chicago (12-3-67)  
vs. Baltimore (12-18-60)



## PASSING ALLOWED

<b>Most, season</b>
192 1999
1995
185 1980
183 1985
<b>Fewest, season</b>
76 1952
81 1950
84 1951
<b>Most, game</b>
25 at N.Y. Jets (9-21-80)
23 vs. Dallas (11-10-63)
<b>Fewest, game</b>
0 vs. New Orleans (10-21-73)
vs. L.A. Rams (10-10-71)
1 at Green Bay (Milw.) (11-24-63)
at Detroit (10-6-63)
vs. L.A. Rams (10-7-56)

## BY PENALTY

<b>Most, season</b>
37 1978
32 1999
30 1997
1979
29 1996
<b>Fewest, season</b>
9 1960
1956
10 1952
11 1954
* 1982 (9 games)
<b>Most, game</b>
7 at Buffalo (10-4-98)
6 at Atlanta (1-3-00)
at Minnesota (10-24-99)
vs. Detroit (12-14-98)
vs. Detroit (10-23-77)
at Washington (11-12-67)
5 vs. Carolina (12-8-96)
vs. L.A. Rams (12-6-64)
vs. St. Louis (9-27-64)

## NET YARDS

## YARDS ALLOWED

<b>Most, season</b>
5,969 1980 (2,218 rushing, 3,751 passing)
5,687 1999 (1,619 rushing, 4,295 passing)
5,447 1963 (2,076 rushing, 3,371 passing)
5,393 1979 (2,213 rushing, 3,180 passing)
<b>Fewest, season</b>
3,425 1950 (1,548 rushing, 1,877 passing)
3,458 1977 (1,869 rushing, 1,589 passing)
3,479 1960 (1,700 rushing, 1,779 passing)
* 3,035 1982 (1,199 rushing, 1,836 passing) (9 games)
<b>Most, game</b>
584 at Chicago (12-12-65)
(183 rushing, 401 passing)
577 vs. L.A. Rams (11-9-58)
(324 rushing, 253 passing)
<b>Fewest, game</b>
44 vs. Atlanta (10-23-76)
(83 rushing, -39 passing)
61 at Detroit (10-6-63)
(71 rushing, -10 passing)
65 at Detroit (10-12-52)
(40 rushing, 25 passing)

## RUSHING

## ATTEMPTS ALLOWED

<b>Most, season</b>
649 1978
556 1980
551 1977
<b>Fewest, season</b>
348 1995
1954
350 1959
351 1992
* 303 1982 (9 games)
<b>Most, game</b>
62 vs. Chicago (9-24-50)
60 at Baltimore (11-22-59)
<b>Fewest, game</b>
8 vs. Detroit (10-20-91)
11 at N.Y. Jets (9-21-80)
12 vs. Atlanta (12-12-99)
at Philadelphia (10-15-67)

## YARDS ALLOWED

<b>Most, season</b>
2,365 1978
2,241 1962
2,218 1980
<b>Fewest, season</b>
1,061 1995
1,258 1990
1,338 1994
<b>Most, game</b>
324 at L.A. Rams (11-9-58)
<b>Fewest, game</b>
7 at New Orleans (10-1-72)
13 vs. N.Y. Giants (12-1-86)
15 vs. L.A. Rams (12-6-64)

## AVERAGE ALLOWED

<b>Highest, season</b>
5.4 1958 (380-2,038)
4.8 1962 (464-2,241)
4.6 1956 (481-2,192)
<b>Lowest, season</b>
3.0 1995 (348-1,061)
3.4 1977 (551-1,869)
1970 (525-1,799)
3.5 1997 (386-1,366)
1975 (519-1,814)
1964 (442-1,560)
<b>Highest, game</b>
8.5 at Denver (10-25-70), (33-280)
8.3 at L.A. Rams (11-9-58), (39-324)
<b>Fewest, game</b>
0.4 at New Orleans (10-1-72), (16-7)
0.9 at Minnesota (12-14-69), (14-12)
1.4 at N.Y. Giants (11-17-63), (21-30)

## TOUCHDOWNS ALLOWED

<b>Most, season</b>
27 1955
26 1965
25 1996
1956
<b>Fewest, season</b>
4 1971
5 1997
1995
1992
6 1993

**Most, game**

- 6 at Chicago (12-12-65)
- 5 vs. Detroit (10-29-67)
- 4 at Green Bay (10-23-60)
- at Baltimore (11-22-59)

**PASSING****ATTEMPTS ALLOWED****Most, season**

- 621 1985
- 611 1995
- 604 1986

**Fewest, season**

- 270 1977
- 279 1956
- 280 1959
- \*278 1982 (9 games)

**Most, game**

- 61 at Green Bay (10-14-96)
- 60 at N.Y. Jets (9-21-80)
- 58 vs. N.Y. Jets (9-6-98)
- at Miami (9-28-86)
- at Washington (12-1-85)
- 57 at Green Bay (Milw.) (10-26-86)

**Fewest, game**

- 6 at N.Y. Giants (10-16-77)
- 8 vs. New Orleans (11-27-77)
- vs. L.A. Rams (11-21-76)
- 9 at Chicago (10-16-60)

**COMPLETIONS ALLOWED****Most, season**

- 346 1985
- 330 1995
- 329 1994

**Fewest, season**

- 135 1959
- 139 1977
- 140 1960

**Most, game**

- 42 at N.Y. Jets (11-21-80)
- 37 at Atlanta (10-6-85)
- 35 at L.A. Rams (10-27-86)
- at Miami (9-28-86)

**Fewest, game**

- 2 at N.Y. Giants (10-16-77), 6 attempts
- vs. L.A. Rams (10-10-71), 12 attempts
- 3 vs. Detroit (11-2-69), 14 attempts
- 4 vs. Minnesota (12-14-69), 10 attempts
- at Chicago (10-16-60), 9 attempts
- at Chicago (11-19-50), 21 attempts

**OPPONENTS' COMPLETION PCT.****Highest, season**

- 66.1 1980
- 61.2 1983
- 60.8 1999
- 59.4 1979

**Lowest, season**

- 44.2 1952
- 44.6 1971
- 44.7 1951

**Highest, game (15+ attempts)**

- 88.9 vs. L.A. Rams (11-7-54), 16-18

**Lowest, game (10+ attempts)**

- 16.7 vs. L.A. Rams (10-20-71), 2-12
- 19.0 at Chicago (11-19-50), 4-21
- 21.4 vs. Detroit (11-2-69), 3-14

**NET YARDS ALLOWED****Most, season**

- 4,068 1999
- 3,756 1994
- 3,751 1980
- 3,733 1998

**Fewest, season**

- 1,589 1977
- 1,638 1952
- 1,776 1976

**Most, game**

- 471 vs. Washington (12-26-99)
- 450 vs. San Diego (12-11-82)
- 419 vs. Dallas (11-10-63)
- 415 vs. N.Y. Jets (9-6-98)

**Fewest, game**

- 39 vs. Atlanta (10-23-76)
- 18 vs. L.A. Rams (10-10-71)
- 1 vs. Detroit (11-2-69)

**AVERAGE GAIN PER ATTEMPT****Highest, season**

- 8.24 1999
- 8.00 1980
- 7.79 1962
- 7.73 1979

**Lowest, season**

- 4.08 1976
- 5.27 1953
- 5.34 1975

**Highest, game**

- 17.3 at L.A. Rams (10-20-74)
- 16.7 vs. Chicago (11-19-61)

**TD PASSES ALLOWED****Most, season**

- 36 1999
- 29 1980
- 27 1963
- 26 1965

**Fewest, season**

- 10 1955
- 11 1985
- 1960
- 13 1987
- 1976
- 1956

**Most, game**

- 5 at St. Louis (10-10-99)
- at Seattle (12-21-97)
- vs. L.A. Rams (10-23-83)
- vs. San Diego (12-11-82)
- at N.Y. Giants (11-17-63)
- at L.A. Rams (11-9-58)
- 4 (Several times) Last: at New Orleans (11-28-94)

**INTERCEPTIONS****INTERCEPTIONS****Most, season**

- 39 1986
- 33 1951
- 27 1981

**Fewest, season**

- 8 1977
- 9 1976
- 11 1975
- \*9 1982 (9 games)

**Most, game**

- 7 at Tampa Bay (9-7-86)
- 6 vs. New Orleans (9-14-97)
- at Chicago (10-17-54)
- vs. L.A. Rams (10-28-51)
- 5 (Several times) Last: vs. New Orleans (9-16-84)



## INTERCEPTION RETURN YARDS

## Most, season

578 1986  
508 1994  
455 1964

## Fewest, season

88 1988  
93 1976  
97 1965

## Most, game

171 vs. St. Louis (11-26-95)  
137 vs. L.A. Rams (10-28-51)  
115 at Atlanta (10-16-94)

## TOUCHDOWNS

## Most, season

5 1995, 1986, 1983  
4 1994, 1991  
3 1993, 1972, 1968, 1966

## SACKS

## SACKS

## Most, season

61 1976  
60 1985  
57 1983

## Most, game

10 vs. N.Y. Giants (11-23-80)  
at L.A. Rams (11-11-76)  
vs. L.A. Rams (12-6-64)  
8 at St. Louis (10-25-98)  
at Philadelphia (11-10-97)  
7 vs. St. Louis (9-8-96)

## SACK YARDAGE

## Most, season

573 1976  
457 1985  
448 1986  
1983

## Most, game

95 vs. Dallas Texans (10-26-52)

## PUNTING

## PUNTS ALLOWED

## Most, season

107 1976  
92 1985  
91 1986

## Fewest, season

42 1956  
47 1957  
49 1958

## Most, game

12 vs. Detroit (10-23-77)  
vs. L.A. Rams (11-21-76)  
11 vs. New Orleans (10-3-73)  
10 vs. Cincinnati (10-20-96)  
vs. New Orleans (10-17-76)  
at Atlanta (10-29-72)

## Fewest, game

0 vs. Buffalo (9-13-92)  
1 vs. New England (10-22-89)  
vs. L.A. Rams (9-30-73)

## YARDS ALLOWED

## Most, season

4,327 1976  
3,765 1986  
3,695 1996

## Fewest, season

1,709 1956  
1,895 1957  
1,995 1958

## Most, game

461 at Atlanta (10-29-72)  
435 vs. Detroit (10-23-77)  
433 vs. L.A. Rams (11-21-76)

## Fewest, game

0 vs. Buffalo (9-13-92)  
23 at Baltimore (10-1-67)  
35 vs. New England (10-22-89)

## AVERAGE ALLOWED

## Highest, season

45.7 1964  
44.9 1962  
44.0 1967  
1961

## Lowest, season

37.5 1977  
38.1 1979  
38.2 1980

## Highest, game (4+ attempts)

58.5 at Miami (9-28-86), 4-234  
53.4 at Chicago (10-30-60), 5-267  
50.0 at Washington (11-6-94), 7-350

## Lowest, game (4+ attempts)

23.0 at N.Y. Giants (10-5-87), 5-115  
24.9 at New Orleans (9-15-74), 4-99  
28.8 at New Orleans (12-17-90), 4-115  
vs. Miami (9-25-77), 4-115

## PUNT RETURNS

## RETURNS ALLOWED

## Most, season

57 1981  
52 1976  
50 1964  
1963

## Fewest, season

15 1993  
19 1971  
1951  
20 1972  
\* 1982 (9 games)

## Most, game

9 at Detroit (10-6-63)  
8 vs. L.A. Rams (10-25-81)  
vs. Atlanta (10-23-76)  
7 at Chicago (10-17-54)

## Fewest, game

0 (Several times) Last: at Carolina (12-18-99)

## YARDS ALLOWED

## Most, season

664 1981  
587 1963  
530 1980

## Fewest, season

44 1971  
70 1972  
108 1953

## Most, game

231 at Detroit (10-6-63)  
166 vs. L.A. Rams (10-25-81)  
134 at Chicago (12-12-65)



## AVERAGE RETURN ALLOWED

## Highest, season

13.0 1952  
12.4 1965  
12.1 1999  
11.7 1963

## Lowest, season

2.3 1971  
3.5 1972  
1956  
3.6 1958

## TOUCHDOWNS ALLOWED

## Most, season

2 1999  
1964  
1963  
1961

## Most, game

1 (Several times) Last: at Atlanta (1-3-00)

## KICKOFF RETURNS

## RETURNS ALLOWED

## Most, season

89 1994  
82 1997  
1995  
78 1984  
1983

## Fewest, season

37 1964  
1963  
1955  
38 1960  
39 1959

## Most, game

9 vs. Atlanta (9-29-96)  
vs. Chicago (12-23-91)  
at New Orleans (10-1-72)  
8 vs. New Orleans (9-14-97)  
vs. Atlanta (10-18-92)  
vs. Minnesota (12-8-84)

## Fewest, game

0 (Several times) Last: at Jacksonville (9-12-99)

## PENALTIES

## YARDS ALLOWED

## Most, season

1,912 1994  
1,857 1995  
1,746 1997  
1,675 1983

## Fewest, season

739 1958  
769 1960  
816 1963

## Most, game

260 at Dallas (11-11-65)  
208 at Chicago (11-14-72)  
194 vs. Minnesota (12-8-84)

## Fewest, game

10 (Two times) Last: vs. Washington (12-26-99)

## AVERAGE ALLOWED

## Highest, season

27.6 1969  
25.2 1965  
24.8 1950

## Lowest, season

8.7 1999  
17.6 1958  
18.4 1996  
18.7 1988

## TOUCHDOWNS ALLOWED

## Most, season/game

1 (Several times) Last: vs. Atlanta (10-13-91)

## OPPONENTS PENALTIES

## Most, season

154 1978  
119 1979  
108 1994  
1981

## Fewest, season

43 1956  
44 1959  
51 1958  
1954

## Most, game

17 at Atlanta (11-5-78)  
15 at Cleveland (11-15-53)

## Fewest, game

0 at Baltimore (10-26-69)  
at Detroit (12-13-64)  
at Green Bay (12-14-63)  
at Detroit (10-6-63)  
at Cleveland (11-29-59)

## OPPONENTS YARDS PENALIZED

## Most, season

1,301 1978  
965 1970  
938 1966

## Fewest, season

321 1956  
412 1959  
426 1954

## Most, game

165 at Minnesota (10-13-66)  
125 at New Orleans (10-11-98)  
at Atlanta (11-5-78)  
124 at Cleveland (11-15-53)

## Fewest, game

0 at Baltimore (10-26-69)  
at Detroit (12-13-64)  
at Green Bay (12-14-63)  
at Detroit (10-6-63)  
at Cleveland (11-29-59)



# OPPONENTS INDIVIDUAL GAME RECORDS

## SCORING

### Points

- 36 Gale Sayers, at Chicago (12-12-65)

### Touchdowns

- 6 Gale Sayers, at Chicago (12-12-65)

### PATs

- 8 Paige Cothren, vs. L.A. Rams (10-5-58)

### PAT Attempts

- 8 Paige Cothren, vs. L.A. Rams (10-5-58)

### Field Goals

- 5 Chris Jacke, at Green Bay (10-14-96)  
Morten Andersen, at New Orleans  
(10-25-87)  
Lou Michaels, at Baltimore (9-25-66)

### Field Goal Attempts

- 7 Morten Andersen, at New Orleans  
(10-25-87)

### Long Field Goal

- 59 Morten Andersen, at Atlanta (12-24-95)  
56 Al Del Greco, at Houston (10-27-96)  
54 Jan Stenerud, vs. Kansas City (12-6-71)

## RUSHING

### Attempts

- 32 Calvin Hill, at Dallas (11-10-74)

### Yards

- 192 Eric Pegram, vs. Atlanta (9-19-93)

### Touchdowns

- 4 Gale Sayers, at Chicago (12-12-65)

### Long

- 80t Floyd Little, vs. Denver (10-25-70)

## PASSING

### Attempts

- 61 Brett Favre, at Green Bay (10-14-96)  
60 Richard Todd, at N.Y. Jets (9-21-80)  
58 Glenn Foley, vs. N.Y. Jets (9-6-98)

### Completions

- 42 Richard Todd, at N.Y. Jets (9-21-80)

### Yards

- 471 Brad Johnson, vs. Washington (12-26-99)

### Touchdowns

- 5 Kurt Warner, at St. Louis (10-10-99)  
Vince Ferragamo, at L.A. Rams (10-23-83)  
Dan Fouts, vs. San Diego (12-11-82)

### Interceptions

- 7 Steve DeBerg, at Tampa Bay (9-7-86)

### Long

- 96t Tobin Rote to Billy Grimes, vs. Green Bay (12-10-50)

### Times sacked

- 10 Phil Simms, vs. N.Y. Giants (11-23-80)  
James Harris, at L.A. Rams (10-11-76)  
Bill Munson, vs. L.A. Rams (12-6-64)

## RECEIVING

### Receptions

- 17 Clark Gaines, at N.Y. Jets (9-21-80)

### Yards

- 220 Don Beebe, at Green Bay (10-14-96)

### Touchdowns

- 4 Isaac Bruce, at St. Louis (10-10-99)  
Harlon Hill, vs. Chicago (10-31-54)

### Long

- 96t Billy Grimes, vs. Green Bay (12-10-50)

## INTERCEPTIONS

### Interceptions

- 6 Bill Simpson, vs. L.A. Rams (11-20-77)  
Gene Howard, at L.A. Rams (11-21-71)  
Roy Winston, vs. Minnesota (10-25-64)  
Donald Doll, at Detroit (10-8-50)

### Yards

- 107 Aaron Martin, at L.A. Rams (10-18-64)

### Long

- 101t Tom Pridemore, at Atlanta (9-20-81)

## PUNTING

### Punts

- 12 Wilbur Summers, vs. Detroit (10-23-77)  
Rusty Jackson, vs. L.A. Rams (11-21-76)

### Average

- 60.5 Mitch Berger (2-121), at Minnesota (10-24-99)

### Long

- 90 Don Chandler, at Green Bay (10-10-65)

## PUNT RETURNS

### Returns

- 7 Roland Lawrence, vs. Atlanta (10-23-76)

### Yards

- 184 Larry Watkins, at Detroit (10-6-63)

### Long

- 90t Larry Watkins, at Detroit (10-6-63)

## KICKOFF RETURNS

### Returns

- 9 Eric Metcalf, vs. Atlanta (9-29-96)

### Yards

- 208 Ron Smith, at Chicago (11-19-72)

### Long

- 101t Mel Gray, vs. New Orleans (9-21-86)

## ROAD RUN

San Francisco is by far the most successful road team in the NFL since 1989. The 49ers have notched a 57-31 (.647) record on the road during the 11-year stretch. Buffalo (46-42), Miami (44-44), Minnesota (44-44) and Dallas (42-45-1) round out the top five entering the 2000 season.



## 49ERS INDIVIDUAL CAREER STATISTICAL LEADERS

(NFL Totals Only, 1950-99)

### SCORING

NO	NAME	TD	R	P	RT	2-PT	PAT	PAT	FG	FGA	TOT
1.	Rice, Jerry (1985-curr.)	*180	10	*169	1	4	-	-	-	-	1,088
2.	Wersching, Ray (1977-87)	-	-	-	-	-	409	425	190	261	979
3.	Davis, Tommy (1959-69)	-	-	-	-	-	348	350	130	276	738
4.	Cofer, Mike (1988-93)	-	-	-	-	-	289	297	128	194	673
5.	Soltau, Gordy (1950-58)	25	0	25	0	-	284	302	70	138	644
6.	Gossett, Bruce (1970-74)	-	-	-	-	-	163	168	99	153	460
7.	Craig, Roger (1983-90)	66	50	16	0	-	-	-	-	-	396
8.	Willard, Ken (1965-73)	61	45	16	0	-	-	-	-	-	366
9.	Washington, Gene (1969-77)	59	0	59	0	-	-	-	-	-	354
10.	Perry, Joe (1950-60, 63)	57	50	7	0	-	6	7	1	6	351

### PASSING YARDS

NO	NAME	ATT	COMP	PCT	YDS	TDS	INT	LONG
1.	Montana, Joe (1979-92)	4,600	2,929	63.7	35,124	244	123	96t
2.	Brodie, John (1957-73)	4,491	2,469	55.0	31,548	214	224	83t
3.	Young, Steve (1987-99)	3,648	2,400	65.7	29,906	221	86	97t
4.	Tittle, Y.A. (1951-60)	2,194	1,226	55.9	16,016	108	134	78t
5.	DeBerg, Steve (1977-80)	1,201	670	55.8	7,220	37	60	93
6.	Spurrier, Steve (1967-75)	840	441	52.5	5,250	33	48	81t
7.	Albert, Frank (1950-52)	601	316	52.6	3,847	27	43	60
8.	Plunkett, Jim (1976-77)	491	254	51.7	3,285	22	30	85
9.	Grbac, Elvis (1993-96)	430	284	66.0	3,098	18	16	81t
10.	Bono, Steve (1989-93)	359	220	61.2	2,558	14	7	78

### RUSHING YARDS

NO	NAME	ATT	YDS	AVG	TD	LONG
1.	Perry, Joe (1950-60, 63)	1,475	7,344	4.9	50	78t
2.	Craig, Roger (1983-90)	1,686	7,064	4.2	50	71
3.	Willard, Ken (1965-73)	1,582	5,930	3.7	45	69t
4.	Smith, J.D. (1956-64)	1,007	4,370	4.3	37	80t
5.	McElhenny, Hugh (1952-60)	877	4,288	4.9	35	89t
6.	Tyler, Wendell (1983-86)	624	3,112	4.9	16	40
7.	Young, Steve (1987-99)	609	3,577	5.8	34	49t
8.	Williams, Delvin (1974-77)	669	2,966	4.4	20	80t
9.	Jackson, Wilbur (1974-79)	745	2,955	3.9	10	80
10.	Watters, Ricky (1992-94)	653	2,840	4.3	25	43

### CAREER RECEPTIONS

NO	NAME	REC	YDS	AVG	TD	LONG
1.	Rice, Jerry (1985-curr.)	*1,206	*18,442	15.3	*169	96t
2.	Craig, Roger (1983-90)	508	4,442	8.7	16	73
3.	Clark, Dwight (1979-87)	506	6,750	13.3	48	80t
4.	Jones, Brent (1987-97)	417	5,195	12.5	33	69t
5.	Wilson, Billy (1951-60)	407	5,902	14.5	49	77t
6.	Washington, Gene (1969-77)	371	6,664	17.9	59	79t
7.	Taylor, John (1986-95)	347	5,598	16.3	43	97t
8.	Solomon, Freddie (1978-85)	310	4,873	15.7	43	93t
9.	Rathman, Tom (1986-93)	294	2,490	8.5	8	36
10.	Casey, Bernie (1961-66)	277	4,008	14.5	27	68t

### INTERCEPTIONS

NO	NAME	INT	YDS	AVG	TD	LONG
1.	Lott, Ronnie (1981-90)	51	643	12.6	5	83t
2.	Johnson, Jimmy (1961-76)	47	615	13.1	2	63
3.	Alexander, Kermit (1963-69)	36	499	13.9	1	66t
4.	Hanks, Merton (1991-98)	31	380	12.3	2	67t
5.	Hicks, Dwight (1979-85)	30	586	19.5	3	72
6.	Wagner, Lowell (1950-53, 55)	25	331	13.2	0	40
7.	Berry, Rex (1951-56)	22	404	18.4	3	44t
	Griffin, Don (1986-93)	22	49	2.2	0	23
	Baker, Dave (1959-61)	21	294	14.0	0	40
10.	Moegle, Dick (1955-59)	20	232	11.6	1	40

\*NFL Record



## SACKS

NO	NAME	SACKS
1.	Hardman, Cedrick (1970-79).....	112.5
2.	Hart, Tommy (1968-77).....	106.0
3.	Haley, Charles (1986-91, 99).....	66.5
4.	Board, Dwaine (1979-88).....	61.0
5.	Young, Bryant (1994-curr.).....	48.0
6.	Dean, Fred (1981-85).....	40.0
7.	Stubblefield, Dana (1993-97).....	39.5
8.	Doleman, Chris (1996-98).....	38.0
9.	Elam, Cleveland (1976-78).....	33.0
10.	Stover, Jeff (1982-88).....	30.5
11.	Barker, Roy (1996-98).....	30.0
12.	Roberts, Larry (1986-93).....	27.0

## PUNT RETURN YARDAGE

NO	NAME	RTN	YDS	AVG	TD	LONG
1.	McLemore, Dana (1982-87).....	142	1,531	10.8	4	93t
2.	Taylor, John (1986-95).....	149	1,517	10.2	2	95t
3.	Taylor, Bruce (1970-77).....	142	1,323	9.3	0	76
4.	Carter, Dexter (1990-94, 95-96).....	117	1,213	10.4	2	78t
5.	McGill, Ralph (1972-76).....	105	964	9.2	1	54
6.	Woodson, Abe (1958-64).....	105	949	9.0	2	85t
7.	Solomon, Freddie (1978-85).....	106	804	7.6	2	57t
8.	Alexander, Kermit (1963-69).....	120	782	6.5	2	70t
9.	Arenas, Joe (1951-57).....	124	774	6.2	1	67t
10.	Griffin, Don (1986-93).....	74	667	9.0	1	76t

YARDS FROM SCRIMMAGE  
(Combined Rushing/Receiving)

NO	NAME	TOTAL YARDS	RUSHING	RECEIVING
1.	Rice, Jerry (1985-curr.).....	19,069	627	*18,442
2.	Craig, Roger (1983-90).....	11,506	7,064	4,442
3.	Perry, Joe (1950-60, 63).....	8,624	7,344	1,280
4.	Willard, Ken (1965-73).....	8,086	5,930	2,156
5.	McElhenny, Hugh (1952-60).....	6,954	4,069	2,666
6.	Clark, Dwight (1979-87).....	6,800	50	6,750
7.	Washington, Gene (1969-77).....	6,667	3	6,664
8.	Wilson, Billy (1951-60).....	5,902	0	5,902
9.	Taylor, John (1986-95).....	5,628	31	5,598
10.	Smith, J.D. (1956-64).....	5,479	4,370	1,109

## PUNTING YARDAGE

NO	NAME	PUNTS	YARDS	AVG	LONG
1.	Davis, Tommy (1959-69).....	511	22,841	44.7	82
2.	Wittum, Tom (1973-77).....	380	15,494	40.8	68
3.	Runager, Max (1984-88).....	281	11,370	40.5	62
4.	Spurrier, Steve (1967-75).....	230	8,882	38.6	61
5.	Thompson, Tommy (1995-98).....	208	8,711	41.9	65
6.	Miller, Jim (1980-82).....	214	8,686	40.6	80
7.	Helton, Barry (1988-90).....	202	7,832	38.8	56
8.	Wilmsmeyer, Klaus (1992-94).....	145	5,871	40.5	61
9.	Albert, Frank (1946-52).....	139	5,828	41.9	70
10.	McCann, Jim (1971-72).....	113	4,439	39.3	63

## KICKOFF RETURN YARDAGE

NO	NAME	RET	YARDS	AVG	TD	LONG
1.	Woodson, Abe (1958-64).....	166	4,873	29.4	5	105t
2.	Carter, Dexter (1990-94, 95-96).....	217	4,789	22.1	2	98t
3.	Arenas, Joe (1951-57).....	139	3,798	27.3	1	96
4.	Alexander, Kermit (1963-69).....	137	3,271	23.9	0	56
5.	Washington, Vic (1971-73).....	84	2,178	25.9	1	98t
6.	Owens, James (1979-80).....	72	1,728	24.0	2	101t
7.	Monroe, Carl (1983-87).....	76	1,660	21.8	1	95t
8.	Cunningham, Doug (1967-73).....	68	1,613	23.7	0	94
9.	McElhenny, Hugh (1952-60).....	65	1,494	23.0	0	55
10.	Hofer, Paul (1976-81).....	68	1,466	21.6	0	48

\*NFL Record



# 49ERS YEARLY STATISTICAL LEADERS

## RUSHING

Year	Player	Att.	Yds.	Avg.	Long	TD	NFL/NFC Rank
1946	Standlee, Norm.....	134	683	5.1	—	2	—
1947	Strzykalski, John.....	143	906	6.3	50	5	—
1948	Strzykalski, John.....	141	915	6.5	—	4	—
1949	Perry, Joe.....	115	783	6.8	59	8	—
1950	Perry, Joe.....	124	647	5.2	78t	5	5
1951	Perry, Joe.....	136	677	5.0	58t	3	5
1952	Perry, Joe.....	158	725	4.6	78t	8	3
1953	Perry, Joe.....	192	1,018	5.3	51t	10	1
1954	Perry, Joe.....	173	1,049	6.1	58	8	1
1955	Perry, Joe.....	156	701	4.5	42	2	5
1956	McElhenny, Hugh.....	185	916	5.0	86t	8	3
1957	McElhenny, Hugh.....	102	478	4.7	61	1	15
1958	Perry, Joe.....	125	758	6.1	73t	4	3
1959	Smith, J.D.....	207	1,036	5.0	73t	10	2
1960	Smith, J.D.....	174	780	4.5	41	5	5
1961	Smith, J.D.....	167	823	4.9	33	8	5
1962	Smith, J.D.....	258	907	3.5	28	6	6
1963	Smith, J.D.....	162	560	3.5	52t	5	13
1964	Kopay, Dave.....	75	271	3.6	18	0	32
1965	Willard, Ken.....	189	778	4.1	32	5	4
1966	Willard, Ken.....	191	763	4.0	49	5	5
1967	Willard, Ken.....	169	510	3.0	20	5	17
1968	Willard, Ken.....	227	967	4.3	69t	7	2
1969	Willard, Ken.....	171	557	3.3	18	7	13
1970	Willard, Ken.....	236	789	3.3	20	7	9/6
1971	Willard, Ken.....	216	855	4.0	49	4	15/9
1972	Washington, Vic.....	141	468	3.3	33	3	42/20
1973	Washington, Vic.....	151	534	3.5	25	8	32/15
1974	Jackson, Wilbur.....	174	705	4.1	64	0	17/8
1975	Williams, Delvin.....	117	631	5.4	52	3	21/13
1976	Williams, Delvin.....	248	1,203	4.9	80t	7	3/2
1977	Williams, Delvin.....	268	931	3.5	40	7	10/5
1978	Simpson, O.J.....	161	593	3.7	34	1	39/19
1979	Hofer, Paul.....	123	615	5.0	47	7	33/17
1980	Cooper, Earl.....	171	720	4.2	47	5	23/12
1981	Patton, Ricky.....	152	543	3.6	28	4	35/16
1982	Moore, Jeff.....	85	281	3.3	19	4	37/16
1983	Tyler, Wendell.....	176	856	4.9	39	4	19/10
1984	Tyler, Wendell.....	246	1,262	5.1	40	7	5/5
1985	Craig, Roger.....	214	1,050	4.9	62t	9	13/8
1986	Craig, Roger.....	204	830	4.1	25	7	13/8
1987	Craig, Roger.....	215	815	3.8	25	3	8/5
1988	Craig, Roger.....	310	1,502	4.8	46t	9	3/2
1989	Craig, Roger.....	271	1,054	3.9	27	6	10/5
1990	Carter, Dexter.....	114	460	4.0	74t	1	39/19
1991	Henderson, Keith.....	137	561	4.1	25	2	30/11
1992	Watters, Ricky.....	206	1,013	4.9	43	9	13/8
1993	Watters, Ricky.....	208	950	4.6	39	10	12/8
1994	Watters, Ricky.....	239	877	3.7	23	6	15/8
1995	Loville, Derek.....	218	723	3.3	27	10	24/13
1996	Kirby, Terry.....	134	559	4.2	31	3	33/15
1997	Hearst, Garrison.....	234	1,019	4.4	51	4	15/7
1998	Hearst, Garrison.....	310	1,570	5.1	96t	7	3/2
1999	Garner, Charlie.....	241	1,229	5.1	53	4	8/5

## PASSING

Year	Player	Att.	Comp.	Pct.	Yds.	TD	Int.	Rating	NFL/NFC Rank
1946	Albert, Frank.....	197	104	52.9	1,404	14	14	—	—
1947	Albert, Frank.....	242	128	52.9	1,692	18	15	—	—
1948	Albert, Frank.....	264	154	58.3	1,990	29	10	—	—



Year	Player	Att.	Comp.	Pct.	Yds.	TD	Int.	Rating	NFL/NFC Rank
1949	Albert, Frank	260	129	49.6	1,862	27	16	—	—
1950	Albert, Frank	306	155	50.7	1,767	14	23	52.6	8
1951	Albert, Frank	166	90	50.7	1,116	5	10	60.2	8
1952	Tittle, Y.A.	208	106	51.0	1,407	11	12	66.4	5
1953	Tittle, Y.A.	259	149	57.5	2,121	20	16	84.0	3
1954	Tittle, Y.A.	295	170	57.6	2,205	9	9	78.4	7
1955	Tittle, Y.A.	287	147	51.2	2,185	17	28	56.5	4
1956	Tittle, Y.A.	218	124	56.9	1,641	7	12	68.5	7
1957	Tittle, Y.A.	279	176	63.1	2,157	13	15	79.6	6
1958	Tittle, Y.A.	208	120	57.7	1,467	9	15	59.1	3
1959	Tittle, Y.A.	199	102	51.3	1,331	10	15	58.2	4
1960	Brodie, John	207	103	49.8	1,111	6	9	57.8	5
1961	Brodie, John	283	155	54.8	2,588	14	12	84.5	4
1962	Brodie, John	304	175	57.6	2,272	18	16	78.1	6
1963	McHan, Lamar	195	83	42.3	1,243	8	11	54.3	15
1964	Brodie, John	392	193	49.2	2,498	14	16	64.3	12
1965	Brodie, John	391	242	61.9	3,112	30	16	95.2	3
1966	Brodie, John	427	232	54.3	2,810	16	22	65.5	8
1967	Brodie, John	349	168	48.1	2,013	11	16	57.5	11
1968	Brodie, John	404	234	57.9	3,020	22	21	77.9	3
1969	Brodie, John	347	194	55.9	2,405	16	15	74.9	7
1970	Brodie, John	378	223	59.0	2,941	24	10	93.9	1/1
1971	Brodie, John	387	208	53.7	2,642	18	24	64.7	12/6
1972	Spurrier, Steve	269	147	54.6	1,983	18	16	76.2	8/5
1973	Spurrier, Steve	157	83	52.9	882	4	7	59.2	21/13
1974	Owen, Tom	184	88	47.8	1,327	10	15	54.8	25/11
1975	Snead, Norm	189	108	57.1	1,337	9	10	77.2	11/5
1976	Plunkett, Jim	243	126	51.9	1,592	13	16	62.8	17/8
1977	Plunkett, Jim	248	128	51.6	1,693	9	14	62.1	17/8
1978	DeBerg, Steve	302	137	45.4	1,570	8	22	39.8	28/17
1979	DeBerg, Steve	578	347	60.0	3,652	17	21	70.3	13/5
1980	Montana, Joe	273	176	64.5	1,795	15	9	87.8	5/4
1981	Montana, Joe	488	311	63.7	3,565	19	12	88.2	4/1
1982	Montana, Joe	346	213	61.6	2,613	17	11	87.9	5/3
1983	Montana, Joe	515	332	64.5	3,910	26	12	94.6	5/3
1984	Montana, Joe	432	279	64.6	3,630	28	10	102.9	2/1
1985	Montana, Joe	494	303	61.3	3,653	27	13	91.3	3/1
1986	Montana, Joe	307	191	62.2	2,236	8	9	80.7	9/2
1987	Montana, Joe	398	266	66.8	3,054	31	13	102.1	1/1
1988	Montana, Joe	397	238	59.9	2,981	18	10	87.9	6/3
1989	Montana, Joe	386	271	70.2	3,521	26	8	112.4	1/1
1990	Montana, Joe	520	321	61.7	3,944	26	16	89.0	7/3
1991	Young, Steve	279	180	64.5	2,517	17	8	101.8	1/1
1992	Young, Steve	402	268	66.7	3,465	25	7	107.0	1/1
1993	Young, Steve	462	314	68.0	4,023	29	16	101.5	1/1
1994	Young, Steve	461	324	70.3	3,969	35	10	*112.8	1/1
1995	Young, Steve	447	299	66.9	3,200	20	11	92.3	5/4
1996	Young, Steve	316	214	67.7	2,410	14	6	97.2	1/1
1997	Young, Steve	356	241	67.7	3,029	19	6	104.7	1/1
1998	Young, Steve	517	322	62.3	4,170	36	12	101.1	3/2
1999	Garcia, Jeff	375	225	60.0	2,544	11	11	77.9	17/10

\*NFL Record

### RECEIVING

(Based on Number of Catches)

Year	Player	No.	Yds.	Avg.	Long	TD	NFL/NFC Rank
1946	Beals, Allyn	40	586	14.7	—	10	—
1947	Beals, Allyn	47	655	13.9	54	10	—
1948	Beals, Allyn	46	591	12.8	—	14	—
1949	Beals, Allyn	44	678	15.4	—	12	—
1950	Loyd, Alex	32	402	12.6	38	0	18
1951	Soltau, Gordy	59	826	14.0	481	7	2
1952	Soltau, Gordy	55	774	14.1	491	7	4
1953	Wilson, Billy	51	840	16.5	611	10	6



Year	Player	No.	Yds.	Avg.	Long	TD	NFL/NFC Rank
1954	Wilson, Billy .....	60	830	13.8	43	5	1
1955	Wilson, Billy .....	53	831	15.7	72t	7	2
1956	Wilson, Billy .....	60	889	14.8	77t	5	1
1957	Wilson, Billy .....	52	757	14.6	40	6	1
1958	Conner, Clyde .....	49	512	10.4	26	5	5
1959	Wilson, Billy .....	44	540	12.3	57t	4	6
1960	Conner, Clyde .....	38	531	14.0	65t	2	1
1961	Owens, R.C. ....	55	1,032	18.8	54	5	7
1962	Casey, Bernie .....	53	819	15.5	48t	6	11
1963	Casey, Bernie .....	47	762	16.2	68t	7	14
1964	Casey, Bernie .....	58	808	13.9	63t	4	6
1965	Parks, Dave .....	80	1,344	16.8	53t	12	1
1966	Parks, Dave .....	66	974	14.8	65t	5	3
1967	Witcher, Dick .....	46	705	15.3	63t	3	17
1968	McNeil, Clifton .....	71	994	14.0	65t	7	1
1969	Washington, Gene .....	51	711	13.9	52	3	10
	Cunningham, Doug, RB .....	51	484	9.5	58	0	11
1970	Washington, Gene .....	53	1,100	20.8	79t	12	4/3
1971	Kwalick, Ted .....	52	664	12.8	42t	5	4/2
1972	Washington, Gene .....	46	978	20.0	62t	12	13/7
1973	Kwalick, Ted .....	47	729	15.5	48	5	10/6
1974	Schreiber, Larry, RB .....	30	217	7.2	16	1	60/36
1975	Washington, Gene .....	44	735	16.7	68t	9	31/10
1976	Washington, Gene .....	33	457	13.8	55t	6	52/25
	Jackson, Wilbur, RB .....	33	324	9.8	32	1	53/27
1977	Washington, Gene .....	32	638	19.9	47t	5	52/22
1978	Solomon, Freddie .....	31	458	14.8	58	2	83/42
1979	Hofer, Paul, RB .....	58	662	11.4	44	2	17/7
1980	Cooper, Earl, RB .....	83	567	6.8	66t	4	2/1
1981	Clark, Dwight .....	85	1,105	13.0	78t	4	2/1
1982	Clark, Dwight .....	60	913	15.2	51	5	1/1
1983	Clark, Dwight .....	70	840	12.0	46t	8	11/5
1984	Craig, Roger, RB .....	71	675	9.5	64t	3	11/6
1985	Craig, Roger, RB .....	92	1,016	11.0	73	6	1/1
1986	Rice, Jerry .....	86	1,570	18.3	66t	15	2/1
1987	Craig, Roger, RB .....	66	492	7.5	35t	1	3/2
1988	Craig, Roger, RB .....	76	534	7.0	22	1	7/5
1989	Rice, Jerry .....	82	1,483	18.1	68t	17	5/4
1990	Rice, Jerry .....	100	1,502	15.0	64t	13	1/1
1991	Rice, Jerry .....	80	1,206	15.1	73t	14	5/3
1992	Rice, Jerry .....	84	1,201	14.3	80t	10	5/3
1993	Rice, Jerry .....	98	1,503	15.3	80t	15	2/2
1994	Rice, Jerry .....	112	1,499	13.4	69t	13	2/1
1995	Rice, Jerry .....	+122	*1,848	15.1	81t	15	2/2
1996	Rice, Jerry .....	108	1,254	11.6	39	8	1/1
1997	Owens, Terrell .....	60	936	15.6	56t	8	32t/13t
1998	Rice, Jerry .....	82	1,157	14.1	75t	9	7t/3t
1999	Rice, Jerry .....	67	830	12.4	62	5	31t/19

+ Team Record \* NFL Record

## PUNTING

(Based on Average)

Year	Player	No.	Avg.	Long	Had Blocked	NFL/NFC Rank
1946	Albert, Frank .....	54	41.0	73	0	—
1947	Albert, Frank .....	40	44.0	69	1	—
1948	Albert, Frank .....	35	44.8	82	0	—
1949	Albert, Frank .....	31	48.2	72	0	—
1950	Lillywhite, Verl .....	26	39.1	57	1	11
1951	Albert, Frank .....	34	44.3	66	0	2
1952	Albert, Frank .....	68	42.6	70	0	5
1953	Powers, Jim .....	42	40.6	55	1	8
1954	Brown, Hardy .....	10	38.4	58	0	11
1955	Luna, Bob .....	63	40.6	63	3	8
1956	Jessup, Bill .....	14	40.2	63	0	16
1957	Barnes, Larry .....	19	47.1	86	0	13



Year	Player	No.	Avg.	Long	Had Blocked	NFL/NFC Rank
1958	Atkins, Bill	25	39.3	51	0	11
1959	Davis, Tommy	59	45.7	71	0	3
1960	Davis, Tommy	62	44.1	74	0	3
1961	Davis, Tommy	50	45.4	67	0	3
1962	Davis, Tommy	48	45.6	82	0	1
1963	Davis, Tommy	73	45.4	64	2	4
1964	Davis, Tommy	79	45.6	68	0	4
1965	Davis, Tommy	54	45.8	65	0	2
1966	Davis, Tommy	63	41.4	60	0	6
1967	Spurrier, Steve	73	37.6	61	1	12
1968	Spurrier, Steve	68	39.0	54	0	12
1969	Davis, Tommy	23	41.5	55	0	17
1970	Spurrier, Steve	75	38.4	58	0	14/11
1971	McCann, Jim	49	38.7	54	1	25/12
1972	McCann, Jim	64	39.7	63	1	21/10
1973	Wittum, Tom	79	43.7	62	0	4/1
1974	Wittum, Tom	68	41.2	67	1	4/2
1975	Wittum, Tom	67	41.9	64	3	3/2
1976	Wittum, Tom	89	40.8	64	3	3/2
1977	Wittum, Tom	77	36.4	54	3	26/13
1978	Connell, Mike	96	37.3	59	1	21/10
1979	Melville, Dan	71	37.0	53	1	25/14
1980	Miller, Jim	77	40.9	65	0	10/5
1981	Miller, Jim	93	41.5	65	0	15/6
1982	Miller, Jim	44	38.1	80	*1	25/13
1983	Orosz, Tom	65	39.3	61	*1	25/11
1984	Runager, Max	56	41.8	59	1	17/17
1985	Runager, Max	86	39.8	57	*1	26/13
1986	Runager, Max	83	41.6	62	2	10/6
1987	Runager, Max	55	39.2	56	1	22/11
1988	Helton, Barry	78	39.3	53	1	21/11
1989	Helton, Barry	55	40.5	56	1	12/8
1990	Helton, Barry	69	36.8	56	1	28/1
1991	Prokop, Joe	40	38.5	58	0	27/13
1992	Wilmsmeyer, Klaus	49	39.1	58	0	26/14
1993	Wilmsmeyer, Klaus	42	40.9	61	0	23/11
1994	Wilmsmeyer, Klaus	54	41.4	60	0	14/71
1995	Thompson, Tommy	57	40.6	65	0	25/13t
1996	Thompson, Tommy	73	44.1	65	2	10/4
1997	Thompson, Tommy	78	40.8	55	1	30/15
1998	Roby, Reggie	60	41.9	66	0	22/9
1999	Stanley, Chad	69	39.7	70	2	26/11

## SCORING

Year	Player	TD	PAT	FG	Points	NFL/NFC Rank
1946	Beals, Alyn	10	1	0	61	—
1947	Beals, Alyn	10	0	0	60	—
1948	Beals, Alyn	14	0	0	84	—
1949	Beals, Alyn	12	1	0	73	—
1950	Solttau, Gordy	1	26	4	44	22
1951	Solttau, Gordy	7	30	6	90	5
1952	Solttau, Gordy	7	34	6	94	—
1953	Solttau, Gordy	6	48	40	114	1
1954	Solttau, Gordy	2	31	11	76	4
1955	Solttau, Gordy	1	27	3	42	24
	Wilson, Billy	7	0	0	42	25
1956	Solttau, Gordy	1	26	13	71	6
1957	Solttau, Gordy	0	33	9	60	9
1958	Solttau, Gordy	0	29	8	53	20
1959	Davis, Tommy	0	31	12	67	9
1960	Davis, Tommy	0	21	12	67	9
1961	Davis, Tommy	0	44	12	80	8
1962	Davis, Tommy	0	36	10	66	16
1963	Davis, Tommy	0	24	10	54	21



Year	Player	TD	PAT	FG	Points	NFL/NFC
						Rank
1964	Davis, Tommy.....	0	30	8	54	24
1965	Davis, Tommy.....	0	52	17	103	4
1966	Davis, Tommy.....	0	38	16	86	12
1967	Davis, Tommy.....	0	33	14	75	10
1968	Davis, Tommy.....	0	26	9	53	19
1969	Willard, Ken.....	10	0	0	60	21
1970	Gossett, Bruce.....	0	39	21	102	6/4
1971	Gossett, Bruce.....	0	32	23	101	5/3
1972	Gossett, Bruce.....	0	41	18	95	13/7
1973	Gossett, Bruce.....	0	26	26	104	7/4
1974	Gossett, Bruce.....	0	25	11	58	25/8
1975	Mike-Mayer, Steve.....	0	27	14	69	22/9
1976	Mike-Mayer, Steve.....	0	26	16	74	25/9
1977	Williams, Delvin.....	9	0	0	54	14/10
1978	Wersching, Ray.....	0	24	15	69	22/9
1979	Wersching, Ray.....	0	32	20	92	12/5
1980	Wersching, Ray.....	0	33	15	78	18/10
1981	Wersching, Ray.....	0	30	17	81	22/13
1982	Wersching, Ray.....	0	23	12	59	9/4
1983	Wersching, Ray.....	0	51	25	126	3/3
1984	Wersching, Ray.....	0	56	25	131	1/1
1985	Wersching, Ray.....	0	52	13	91	21/11
1986	Wersching, Ray.....	0	41	25	116	3/3
1987	Rice, Jerry.....	23	0	0	138	1/1
1988	Cofer, Mike.....	0	40	27	121	2/1
1989	Cofer, Mike.....	0	49	29	136	1/1
1990	Cofer, Mike.....	0	39	24	111	4/3
1991	Cofer, Mike.....	0	49	14	91	17/8
1992	Cofer, Mike.....	0	53	18	107	8/4
1993	Cofer, Mike.....	0	59	16	107	11/6
1994	Brien, Doug.....	0	60	15	105	11/4
1995	Rice, Jerry.....	17	1(2PT)	0	104	19/10
1996	Wilkins, Jeff.....	0	40	30	130	4/2
1997	Anderson, Gary.....	0	38	29	125	3/2
1998	Richey, Wade.....	0	51	18	103	14/6
1999	Richey, Wade.....	0	30	21	93	21/8

## FIELD GOALS

Year	Player	Att.	Made	Pct.	Long	NFL/NFC
						Rank
1946	Vetrano, Joe.....	7	4	.571	—	—
1947	Vetrano, Joe.....	8	4	.500	30	—
1948	Vetrano, Joe.....	8	5	.625	47	—
1949	Vetrano, Joe.....	4	3	.750	—	—
1950	Soltau, Gordy.....	7	4	.571	26	9
1951	Soltau, Gordy.....	18	6	.333	42	10
1952	Soltau, Gordy.....	12	6	.500	31	6
1953	Soltau, Gordy.....	15	10	.667	39	4
1954	Soltau, Gordy.....	18	11	.611	37	4
1955	Soltau, Gordy.....	12	3	.250	28	10
1956	Soltau, Gordy.....	20	13	.650	40	2
1957	Soltau, Gordy.....	15	9	.600	37	7
1958	Soltau, Gordy.....	21	8	.381	39	8
1959	Davis, Tommy.....	26	12	.462	43	2
1960	Davis, Tommy.....	32	19	.594	40	1
1961	Davis, Tommy.....	22	12	.545	46	9
1962	Davis, Tommy.....	23	10	.435	42	10
1963	Davis, Tommy.....	31	10	.645	46	10
1964	Davis, Tommy.....	25	8	.320	*53	4
1965	Davis, Tommy.....	27	17	.630	*53	4
1966	Davis, Tommy.....	31	16	.516	46	12
1967	Davis, Tommy.....	33	14	.424	50	13
1968	Davis, Tommy.....	16	9	.563	38	10
1969	Davis, Tommy.....	10	3	.600	48	24/15
	Gavric, Momcilo.....	11	3	.273	32	26/17



						NFL/NFC
Year	Player	Att.	Made	Pct.	Long	Rank
1970	Gossett, Bruce	31	21	.611	48	6/3
1971	Gossett, Bruce	36	23	.639	48	10/5
1972	Gossett, Bruce	29	18	.621	50	15/5
1973	Gossett, Bruce	33	20	.788	54	1/1
1974	Gossett, Bruce	24	11	.458	46	26/14
1975	Mike-Mayer, Steve	28	14	.500	54	24/13
1976	Mike-Mayer, Steve	28	16	.571	45	15/9
1977	Wersching, Ray	17	10	.588	50	17/5
1978	Wersching, Ray	23	15	.652	45	11/5
1979	Wersching, Ray	24	20	.833	45	3/1
1980	Wersching, Ray	19	15	.789	47	2/1
1981	Wersching, Ray	23	17	.739	45	5/4
1982	Wersching, Ray	17	12	.706	45	17/9
1983	Wersching, Ray	30	25	.833	52	5/3
1984	Wersching, Ray	35	25	.714	53	2/2
1985	Wersching, Ray	21	13	.619	45	25/12
1986	Wersching, Ray	35	25	.714	50	2/3
1987	Wersching, Ray	17	13	.764	45	21/10
1988	Cofer, Mike	38	27	.711	52	3/1
1989	Cofer, Mike	36	29	.806	47	4/2
1990	Cofer, Mike	36	24	.666	56	5/3
1991	Cofer, Mike	28	14	.500	50	26/14
1992	Cofer, Mike	27	18	.666	46	17/8
1993	Cofer, Mike	26	16	.615	46	22/10
1994	Brien, Doug	20	15	.750	48	20/7
1995	Wilkins, Jeff	13	12	.923	40	—
1996	Wilkins, Jeff	34	30	.882	49	6/3
1997	Anderson, Gary	36	29	.806	51	11/7
1998	Richey, Wade	27	18	.667	46	28/14
1999	Richey, Wade	23	21	.913	52	1/1**

\* Longest field goal in NFL that year

\*\* NFL leader based on field goal percentage of kickers with 15-or-more made.

## KICKOFF RETURNS

						NFL/NFC
Year	Player	No.	Yds.	Avg.	Long	TD Rank
1946	Eshmont, Len	10	264	26.4	—	0 —
1947	Eshmont, Len	9	177	19.7	—	0 —
1948	Hall, Forrest	13	369	28.4	—	0 3
1949	Perry, Joe	14	337	24.1	—	0 5
1950	Cathcart, Sam	14	329	23.9	62	0 20
1951	Arenas, Joe	21	542	25.8	49	0 8
1952	McElhenny, Hugh	18	396	22.0	40	0 16
1953	Arenas, Joe	16	551	34.4	82	0 1
1954	Arenas, Joe	16	362	22.6	41	0 11
1955	Arenas, Joe	24	594	24.8	42	0 7
1956	Arenas, Joe	27	801	29.7	96	1 2
1957	Arenas, Joe	24	657	27.4	64	0 2
1958	Smith, J.D.	15	356	23.7	39	0 8
1959	Lyles, Lenny	25	565	22.6	46	0 10
1960	Lyles, Lenny	17	526	30.9	97	1 2
1961	Woodson, Abe	27	782	29.0	98	1 3
1962	Woodson, Abe	37	1,157	31.3	79	0 1
1963	Woodson, Abe	29	935	32.2	103	3 1
1964	Woodson, Abe	32	880	27.5	70	0 4
1965	Alexander, Kermit	32	741	23.2	46	0 20
1966	Alexander, Kermit	37	984	26.6	56	0 7
1967	Cunningham, Doug	31	826	26.6	94	0 5
1968	Alexander, Kermit	20	360	18.0	35	0 24
1969	Smith, Noland	14	310	22.1	60	0 —
1970	Smith, Noland	14	315	22.5	60	0 16
1971	Washington, Vic	33	858	26.0	74	0 12/8
1972	Washington, Vic	27	771	28.6	98	1 4/3
1973	Washington, Vic	24	549	22.9	38	0 26/10
1974	Holmes, Mike	25	612	24.5	57	0 15/6



Year	Player	No.	Yds.	Avg.	Long	TD	NFL/NFC
							Rank
1975	Moore, Manfred	26	650	25.0	52	0	10/5
1976	Leonard, Anthony	26	553	21.3	39	0	29/13
1977	Hofer, Paul	36	871	24.2	48	0	12/7
1978	Williams, Dave	34	745	21.9	89t	1	23/8
1979	Owens, James	41	1,002	24.4	85t	1	5/3
1980	Owens, James	31	726	23.4	101t	1	4/3
1981	Lawrence, Amos	17	437	25.7	92t	1	3/2
1982	McLemore, Dana	16	353	22.1	45	0	18/9
1983	McLemore, Dana	30	576	19.2	39	0	30/14
1984	Monroe, Carl	27	561	20.8	44	0	19/9
1985	Monroe, Carl	28	717	25.6	95t	1	4/3
1986	Crawford, Derrick	*15	280	18.7	34	0	—
1987	Rodgers, Del	*17	358	21.1	50	0	—
1988	DuBose, Doug	32	608	19.0	44	0	27/11
1989	Flagler, Terrence	32	643	20.1	41	0	18/11
1990	Carter, Dexter	41	783	19.1	35	0	21/11
1991	Carter, Dexter	37	839	22.7	98t	1	5/3
1992	Logan, Marc	22	478	21.7	82	0	9/6
1993	Carter, Dexter	25	494	19.8	60	0	18/11
1994	Carter, Dexter	48	1,105	23.0	96t	1	15/11
1995	Carter, Dexter	23	522	22.7	46	0	—
1996	Carter, Dexter	41	909	22.2	71	0	21/10
1997	Levy, Chuck	36	793	22.0	59	0	22/12
1998	Levy, Chuck	22	383	17.4	30	0	—
1999	McQuarters, R.W.	*26	568	21.8	37	0	—

\* Insufficient returns to qualify for NFL rankings

### PUNT RETURNS (Based on Yards)

Year	Player	No.	Yds.	Avg.	Long	TD	NFL/NFC
							Rank
1946	Casanega, Ken	18	248	13.8	—	0	—
1947	Vetrano, Joe	12	137	11.4	—	0	—
1948	Cason, Jim	22	309	14.0	—	0	—
1949	Cason, Jim	21	351	16.7	—	0	—
1950	Cathcart, Sam	16	185	11.6	29	0	10
1951	Arenas, Joe	21	272	13.0	51	0	6
1952	McElhenny, Hugh	20	284	14.2	94t	1	5
1953	McElhenny, Hugh	15	104	6.9	25	0	7
1954	Arenas, Joe	23	117	5.1	23	0	6
1955	Arenas, Joe	21	55	2.6	7	0	17
1956	Arenas, Joe	19	117	6.2	67t	1	8
1957	Arenas, Joe	25	80	3.2	26	0	13
1958	McElhenny, Hugh	24	93	3.9	18	0	16
1959	Woodson, Abe	15	143	9.5	65	0	6
1960	Woodson, Abe	13	174	13.4	48	0	1
1961	Woodson, Abe	16	172	10.8	80t	1	4
1962	Woodson, Abe	19	179	9.4	85t	1	4
1963	Woodson, Abe	13	95	7.3	13	0	13
1964	Alexander, Kermit	21	189	9.0	70t	1	8
1965	Alexander, Kermit	35	262	7.5	40	0	7
1966	Alexander, Kermit	30	198	6.6	44t	4	6
1967	Cunningham, Doug	27	249	9.2	57	0	3
1968	Alexander, Kermit	24	87	3.6	26	0	16
1969	Smith, Noland	10	46	4.6	18	0	19
1970	Taylor, Bruce	43	516	12.0	76	0	2/1
1971	Taylor, Bruce	34	235	6.9	38	0	15/6
1972	McGill, Ralph	22	219	10.0	33	0	4/3
1973	Taylor, Bruce	15	207	13.8	61	0	1/1
1974	McGill, Ralph	20	161	8.3	47	0	20/13
1975	McGill, Ralph	31	290	9.4	34	0	18/9
1976	Leonard, Anthony	35	293	8.4	60t	1	20/9
1977	Leonard, Anthony	22	154	7.0	19	0	30/13
1978	Septoe, Jack	*11	129	11.7	28	0	—



Year	Player	No.	Yds.	Avg.	Long	TD	NFL/NFC
							Rank
1979	Solomon, Freddie	23	142	6.2	14	0	23/9
1980	Solomon, Freddie	27	298	11.0	57t	2	3/2
1981	Solomon, Freddie	29	173	6.0	19	0	25/13
1982	McLemore, Dana	*7	156	22.3	93t	1	—
1983	McLemore, Dana	31	331	10.7	56t	1	6/2
1984	McLemore, Dana	45	521	11.6	79t	1	4/2
1985	McLemore, Dana	38	258	6.8	22	0	21/9
1986	Griffin, Don	38	377	9.9	76t	1	5/2
1987	McLemore, Dana	21	265	12.6	83t	1	2/2
1988	Taylor, John	44	556	12.6	95t	2	1/1
1989	Taylor, John	36	417	11.6	37	0	5/4
1990	Taylor, John	26	212	8.2	30	0	13/8
1991	Taylor, John	31	267	8.6	24	0	9/5
1992	Grant, Alan	29	249	8.6	46	0	12/6
1993	Carter, Dexter	34	411	12.1	72t	1	5/2
1994	Carter, Dexter	38	321	8.4	26	0	14/11
1995	Carter, Dexter	*9	164	18.2	78t	1	—
1996	Carter, Dexter	36	317	8.8	52	0	18/9
1997	Uwaezuoke, Iheanyi	34	373	11.0	36	0	11/6
1998	McQuarters, R.W.	47	406	8.6	72t	1	19/10
1999	McQuarters, R.W.	*18	90	5.0	32	0	—

\* Insufficient returns to qualify for NFL rankings

## INTERCEPTIONS

Year	Player	No.	Yds.	Avg.	Long	TD	NFL/NFC
							Rank
1946	Casanega, Ken	8	146	18.3	68	0	—
1947	Eshmont, Len	6	72	12.0	—	0	—
1948	Carr, Eddie	7	144	20.6	56	1	—
1949	Cason, Jim	9	152	19.9	—	0	—
1950	Powers, Jim	5	42	8.4	26	0	27
1951	Wagner, Lowell	9	115	12.8	40	0	8
1952	Wagner, Lowell	6	69	11.5	30	0	12
1953	Berry, Rex	7	142	20.3	29	1	8
1954	Berry, Rex	3	69	23.0	34t	1	32
1955	Moegle, Dick	6	50	8.3	37	0	14
1956	Moegle, Dick	6	75	12.5	31t	1	12
1957	Moegle, Dick	8	107	13.4	40	0	6
1958	Ridlon, Jim	4	10	2.5	3	0	23
1959	Baker, Dave	5	75	15.0	29	0	10
1960	Baker, Dave	10	96	9.6	28	0	1
1961	Baker, Dave	6	123	20.5	10	0	11
1962	Woodson, Abe	2	31	15.5	31	0	58
1963	Alexander, Kermit	5	72	17.4	38	0	18
1964	Alexander, Kermit	5	65	13.0	24	0	9
1965	Johnson, Jimmy	6	47	7.8	26	0	10
1966	Alexander, Kermit	4	73	18.3	55	0	25
1967	Alexander, Kermit	5	72	14.4	48	0	17
1968	Alexander, Kermit	9	155	17.2	66t	1	2
1969	Alexander, Kermit	5	39	7.8	22	0	14
1970	Taylor, Bruce	3	70	23.3	70	0	48/24
1971	Taylor, Bruce	3	68	22.7	49	0	65/33
1972	Johnson, Jimmy	4	18	4.5	15	0	43/17
1973	Taylor, Bruce	6	30	5.0	22	0	10/5
1974	McGill, Ralph	5	71	14.2	45	0	19/9
1975	Taylor, Bruce	3	29	9.7	15	0	75/36
1976	Rhodes, Bruce	3	42	14.0	30	0	—
1977	Washington, Dave	2	68	34.0	50	0	93/37
1978	Crist, Chuck	6	59	26.5	32	0	11/10
1979	Hicks, Dwight	5	57	11.4	29	0	28/12
1980	Hicks, Dwight	4	73	18.3	44	0	41/19
	Churchman, Ricky	4	7	1.8	7	0	41/19
1981	Hicks, Dwight	9	239	26.6	72	1	3/2
1982	Hicks, Dwight	3	5	1.7	3	0	22/8



Year	Player	No.	Yds.	Avg.	Long	TD	NFL/NFC
							Rank
1983	Wright, Eric.....	7	164	23.4	60t	2	6/4
1984	Turner, Keena.....	4	51	12.8	21	0	40/17
	Lott, Ronnie.....	4	26	6.5	15	0	48/21
1985	Lott, Ronnie.....	6	68	11.3	25	0	16/7
1986	Lott, Ronnie.....	10	134	13.4	57t	1	1/1
1987	Lott, Ronnie.....	5	62	12.4	34	0	11/7
	Griffin, Don.....	5	1	0.2	1	0	14/9
1988	McKyer, Tim.....	7	11	1.6	7	0	5/6
1989	Lott, Ronnie.....	5	34	6.8	28	0	16/9
1990	Waymer, Dave.....	7	64	9.1	24	0	4/4
1991	Waymer, Dave.....	4	77	19.3	42	0	23/13
1992	Griffin, Don.....	5	4	0.8	2	0	15/5
1993	McGruder, Michael.....	5	89	17.8	37	1	14t/6t
1994	Hanks, Merton.....	7	93	13.3	38	0	4t/4t
1995	Drakeford, Tyronne.....	5	54	10.8	37	0	16t/10t
	Hanks, Merton.....	5	31	6.2	23	0	16t/10t
1996	Pope, Marquez.....	6	98	16.3	55t	1	4t/2t
1997	Hanks, Merton.....	6	103	17.2	55t	1	5t/3t
1998	Walker, Darnell.....	4	78	19.5	36	0	—
	Hanks, Merton.....	4	37	9.3	37	0	—
	Bronson, Zack.....	4	34	8.5	28	0	—
	McDonald, Tim.....	4	22	5.5	18	0	—
1999	Schulters, Lance.....	6	127	21.2	64t	1	6t/3t

## QUARTERBACK SACK LEADERS

(Since 1971)

Year	Player	Sacks	Sack Yardage
1971	Hardman, Cedrick	18.0	- NA -
1972	Hart, Tommy	17.0	- NA -
1973	Hardman, Cedrick	9.0	- NA -
1974	Hardman, Cedrick	9.0	- NA -
1975	Hardman, Cedrick	15.0	- NA -
1976	Elam, Cleveland	14.0	- NA -
1977	Elam, Cleveland	17.5	- NA -
1978	Hardman, Cedrick	10.5	- NA -
1979	Board, Dwaine	7.0	52
1980	Stuckey, Jim	8.5	49.5
1981	Dean, Fred	12.0	106.5
1982	Dean, Fred	3.5	28.5
1983	Dean, Fred	17.5	151.5
1984	Board, Dwaine	10.0	82
1985	Board, Dwaine	11.5	95.5
1986	Haley, Charles	12.0	109
1987	Haley, Charles	6.0	42
1988	Haley, Charles	11.5	77
1989	Haley, Charles	10.5	88.5
	Holt, Pierce	10.5	85.5
1990	Haley, Charles	16.0	107
1991	Roberts, Larry	7.0	50
	Haley, Charles	7.0	49
1992	Harris, Tim	17.0	116
1993	Stubblefield, Dana	10.5	61.5
1994	Stubblefield, Dana	8.5	53.5
1995	Jackson, Rickey	9.5	49
1996	Barker, Roy	12.5	74.5
1997	Stubblefield, Dana	15.0	99.0
1998	Doleman, Chris	15.0	81.5
1999	Young, Bryant	11.0	81.0



# HOME/AWAY RECORDS

## HOME RECORD

YEAR	W	L	T	PCT.
1946	5	2	0	.714
1947	4	2	1	.642
1948	6	1	0	.857
1949	6	0	0	1.00
1950	3	3	0	.500
1951	5	1	0	.833
1952	3	3	0	.500
1953	5	1	0	.833
1954	4	2	0	.666
1955	2	4	0	.333
1956	3	3	0	.500
1957	5	1	0	.833
1958	4	2	0	.666
1959	4	2	0	.666
1960	3	3	0	.500
1961	5	1	1	.785
1962	1	6	0	.142
1963	2	5	0	.285
1964	3	4	0	.428
1965	4	2	1	.642
1966	4	2	1	.642
1967	3	4	0	.428
1968	3	3	1	.500
1969	3	3	1	.500
1970	5	1	1	.785
1971	4	3	0	.571
1972	4	2	1	.642
1973	3	4	0	.428
1974	3	4	0	.428
1975	2	5	0	.285
1976	4	3	0	.571
1977	3	4	0	.428
1978	2	6	0	.125
1979	2	6	0	.125
1980	4	4	0	.500
1981	7	1	0	.875
1982	0	5	0	.000
1983	4	4	0	.500
1984	7	1	0	.875
1985	5	3	0	.625
1986	6	2	0	.750
1987	6	1	0	.857
1988	4	4	0	.500
1989	6	2	0	.750
1990	6	2	0	.750
1991	7	1	0	.875
1992	7	1	0	.875
1993	6	2	0	.750
1994	7	1	0	.875
1995	6	2	0	.750
1996	6	2	0	.750
1997	8	0	0	1.00
1998	8	0	0	1.00
1999	3	5	0	.250
Totals	235	141	8	.622

## ROAD RECORD

YEAR	W	L	T	PCT.
1946	4	3	0	.571
1947	4	2	1	.642
1948	6	1	0	.857
1949	3	3	0	.500
1950	0	6	0	.000
1951	2	3	1	.416
1952	4	2	0	.666
1953	4	2	0	.666
1954	3	2	1	.583
1955	2	4	0	.333
1956	2	3	1	.416
1957	3	3	0	.500
1958	2	4	0	.333
1959	3	3	0	.500
1960	4	2	0	.666
1961	2	5	0	.285
1962	5	2	0	.714
1963	0	7	0	.000
1964	1	6	0	.142
1965	3	4	0	.428
1966	2	4	1	.357
1967	4	3	0	.571
1968	4	3	0	.571
1969	1	5	1	.214
1970	5	2	0	.714
1971	5	2	0	.714
1972	4	3	0	.571
1973	2	5	0	.285
1974	3	4	0	.428
1975	3	4	0	.428
1976	4	3	0	.571
1977	2	5	0	.285
1978	0	8	0	.000
1979	0	8	0	.000
1980	2	6	0	.250
1981	6	2	0	.750
1982	3	1	0	.750
1983	6	2	0	.750
1984	8	0	0	1.00
1985	5	3	0	.625
1986	4	3	1	.562
1987	7	1	0	.875
1988	6	2	0	.750
1989	8	0	0	1.00
1990	8	0	0	1.00
1991	3	5	0	.375
1992	7	1	0	.875
1993	4	4	0	.500
1994	6	2	0	.750
1995	5	3	0	.625
1996	6	2	0	.750
1997	5	3	0	.625
1998	4	4	0	.500
1999	1	7	0	.125
Totals	200	177	7	.530



## 49ERS NFL LEADERS

### RUSHING CHAMPIONS

1953	Joe Perry .....	1,018
1954	Joe Perry .....	1,049

### PASSING CHAMPIONS (Based on Passer Rating)

1970	John Brodie .....	93.9
1987	Joe Montana .....	102.1
1989	Joe Montana .....	112.4
1991	Steve Young .....	101.8
1992	Steve Young .....	107.0
1993	Steve Young .....	101.5
1994	Steve Young .....	*112.8
1996	Steve Young .....	97.2
1997	Steve Young .....	104.7

### RECEIVING CHAMPIONS

1954	Billy Wilson .....	60
1956	Billy Wilson .....	60
1957	Billy Wilson .....	52
1965	Dave Parks .....	80
1968	Clifton McNeil .....	71
1982	Dwight Clark .....	60
1985	Roger Craig .....	92
1990	Jerry Rice .....	100
1996	Jerry Rice .....	108

### PUNTING CHAMPIONS (Based on Average)

1962	Tommy Davis .....	45.6
------	-------------------	------

### SCORING

1952	Gordy Soltau .....	94
1953	Gordy Soltau .....	114
1984	Ray Wersching .....	131
1987	Jerry Rice .....	138
1989	Mike Cofer .....	136

### KICKOFF RETURNS (Based on Average)

1953	Joe Arenas .....	34.4
1959	Abe Woodson .....	29.4
1962	Abe Woodson .....	31.3
1963	Abe Woodson .....	32.2

### FIELD GOALS

1960	Tommy Davis .....	32
1988	Mike Cofer .....	38

### PUNT RETURNS (Based on Yards)

1960	Abe Woodson .....	174
1988	John Taylor .....	556

### INTERCEPTIONS

1960	Dave Baker .....	10
1986	Ronnie Lott .....	10

\*NFL Record



# 49ERS BIG DAYS

## RUSHING

198 - Garrison Hearst vs. Detroit .....	December 14, 1998 (24 carries)
194 - Delvin Williams at St. Louis Cardinals .....	October 31, 1976 (34 carries)
190 - Roger Craig at L.A. Rams .....	October 16, 1988 (22 carries)
190 - Wilbur Jackson vs. New Orleans .....	November 27, 1977 (16 carries)
187 - Garrison Hearst vs. N.Y. Jets .....	September 6, 1998 (20 carries)
180 - Delvin Williams vs. Washington .....	November 7, 1976 (23 carries)
174 - Joe Perry vs. Detroit .....	November 2, 1958 (13 carries)
170 - Hugh McElhenny at Dallas Texans .....	October 5, 1952 (17 carries)
168 - J.D. Smith vs. Minnesota .....	November 26, 1961 (28 carries)
166 - Garrison Hearst vs. N.Y. Giants .....	November 30, 1998 (20 carries)
166 - Charlie Garner vs. Pittsburgh .....	November 7, 1999 (20 carries)
163 - Ricky Watters at L.A. Rams .....	November 22, 1992 (26 carries)
162 - Roger Craig at Phoenix .....	November 6, 1988 (22 carries)
162 - Ken Willard at Atlanta .....	December 15, 1968 (25 carries)
159 - Hugh McElhenny at Green Bay .....	November 23, 1958 (22 carries)
156 - Wilbur Jackson vs. Minnesota .....	November 29, 1976 (30 carries)
153 - Delvin Williams vs. Minnesota .....	November 29, 1976 (20 carries)
153 - Joe Perry at Green Bay .....	November 22, 1953 (16 carries)

## PASSING

476 - Joe Montana at Atlanta .....	October 14, 1990 (32 of 49)
462 - Steve Young at L.A. Rams .....	November 28, 1993 (26 of 32)
458 - Joe Montana at L.A. Rams .....	December 11, 1989 (30 of 42)
449 - Steve Young vs. Buffalo .....	September 13, 1992 (26 of 37)
441 - Joe Montana at Washington .....	November 17, 1986 (33 of 60)
437 - Jeff Garcia at Cincinnati .....	December 5, 1999 (33 of 49)
429 - Joe Montana at Atlanta .....	October 6, 1985 (37 of 57)
428 - Joe Montana at Philadelphia .....	September 24, 1989 (25 of 34)
425 - Steve Young vs. Minnesota .....	December 18, 1995 (30 of 49)
411 - Joe Montana at Green Bay .....	November 4, 1990 (25 of 40)
408 - Joe Montana at St. Louis Cardinals .....	November 21, 1982 (26 of 39)
399 - Steve Young vs. Atlanta .....	October 18, 1992 (18 of 28)
398 - Joe Montana vs. Atlanta .....	September 23, 1990 (24 of 36)
393 - Steve Young vs. Carolina .....	December 8, 1996 (27 of 41)
390 - Joe Montana vs. Washington .....	September 16, 1990 (29 of 44)
387 - Steve Young vs. Atlanta .....	September 27, 1998 (28 of 39)
382 - Elvis Grbac at Miami .....	November 20, 1995 (31 of 41)
381 - Joe Montana vs. Washington .....	September 10, 1984 (24 of 40)
373 - Jeff Garcia at Atlanta .....	January 3, 2000 (26 of 34)
371 - Y.A. Tittle vs. Baltimore .....	December 13, 1953 (29 of 44)
365 - Joe Montana at L.A. Rams .....	October 28, 1984 (21 of 31)
363 - Steve Young vs. N.Y. Jets .....	September 6, 1998 (26 of 46)
359 - Jeff Kemp vs. Minnesota .....	October 12, 1986 (23 of 42)
358 - Joe Montana at L.A. Rams .....	October 23, 1983 (25 of 39)
356 - Joe Montana at Tampa Bay .....	September 7, 1986 (32 of 46)
Joe Montana vs. San Diego .....	December 11, 1982 (31 of 46)
John Brodie at L.A. Rams .....	November 9, 1969 (25 of 42)
355 - Steve Young at L.A. Rams .....	September 18, 1994 (31 of 39)
354 - Joe Montana at New Orleans .....	December 15, 1985 (25 of 38)
353 - Joe Montana at Houston .....	October 21, 1984 (25 of 35)
350 - Steve Young vs. Denver .....	December 17, 1994 (20 of 29)
348 - Steve Young at Detroit .....	September 25, 1995 (27 of 44)
Steve Young vs. Atlanta .....	October 13, 1991 (22 of 38)
Steve Young vs. San Diego .....	September 8, 1991 (26 of 36)
Steve DeBerg vs. Chicago Bears .....	October 28, 1979 (26 of 41)
347 - Steve Bono vs. New Orleans .....	December 1, 1991 (27 of 41)
345 - Steve DeBerg at Atlanta .....	September 28, 1980 (32 of 51)
345 - Steve DeBerg vs. Atlanta .....	December 16, 1979 (29 of 54)
343 - Joe Montana vs. Atlanta .....	September 18, 1988 (32 of 48)
342 - Steve Young at Atlanta .....	November 15, 1998 (21 of 40)
342 - Joe Montana vs. Cleveland .....	November 29, 1987 (23 of 31)
342 - Steve Young vs. Philadelphia .....	November 29, 1992 (24 of 35)
341 - Joe Montana at St. Louis Cardinals .....	September 18, 1983 (20 of 32)
341 - Y.A. Tittle at N.Y. Giants .....	November 9, 1952 (16 of 29)
336 - Steve Young vs. Atlanta .....	September 21, 1997 (17 of 24)
Steve Young at Carolina .....	December 10, 1995 (31 of 45)
Joe Montana at Denver .....	September 19, 1982 (26 of 37)
334 - Joe Montana vs. New Orleans .....	November 28, 1982 (27 of 42)
334 - Joe Montana vs. St. Louis Cardinals .....	October 18, 1987 (31 of 39)
332 - Jeff Kemp vs. New Orleans .....	September 21, 1986 (29 of 44)
331 - Steve Young vs. Atlanta .....	September 10, 1995 (27 of 40)
328 - Joe Montana vs. L.A. Rams .....	December 9, 1985 (26 of 36)
328 - John Brodie vs. Green Bay .....	December 10, 1961 (19 of 29)
327 - John Brodie at Chicago Bears .....	November 13, 1966 (28 of 54)
325 - Steve Young vs. L.A. Rams .....	November 20, 1994 (30 of 44)



## RECEIVING

289 - Jerry Rice vs. Minnesota.....	December 18, 1995 (14 catches)
286 - John Taylor at L.A. Rams.....	December 11, 1989 (11 catches)
241 - Jerry Rice vs. L.A. Rams.....	December 9, 1985 (10 catches)
231 - Dave Parks at Baltimore.....	October 3, 1965 (9 catches)
225 - Bernie Casey at Chicago Bears.....	November 13, 1966 (12 catches)
204 - Jerry Rice at Washington.....	November 17, 1986 (12 catches)
196 - Gordy Soltau at New York Giants.....	November 9, 1952 (10 catches)
192 - Billy Wilson vs. Chicago Bears.....	October 23, 1955 (8 catches)
187 - Jerry Rice at Green Bay.....	November 4, 1990 (6 catches)
186 - Dick Witcher at Atlanta.....	December 10, 1967 (11 catches)
183 - Jerry Rice vs. Atlanta.....	October 18, 1992 (7 catches)
181 - Jerry Rice at Detroit.....	September 25, 1995 (11 catches)
Jim Johnson vs. Detroit.....	November 11, 1962 (11 catches)
172 - Jerry Rice at Tampa Bay.....	November 14, 1993 (8 catches)
172 - Jerry Rice vs. Indianapolis.....	October 5, 1986 (6 catches)
171 - Jerry Rice at San Diego.....	November 27, 1988 (6 catches)
171 - Jerry Rice vs. Atlanta.....	September 23, 1990 (8 catches)
169 - Jerry Rice at Atlanta.....	November 15, 1998 (10 catches)
169 - Jerry Rice vs. L.A. Raiders.....	September 5, 1994 (7 catches)
169 - Bernie Casey at Philadelphia.....	September 20, 1964 (6 catches)
167 - Jerry Rice vs. Atlanta.....	September 10, 1995 (11 catches)
Roger Craig at Atlanta.....	October 6, 1985 (12 catches)
166 - Jerry Rice at L.A. Rams.....	November 28, 1993 (8 catches)
165 - Jerry Rice vs. L.A. Rams.....	November 20, 1994 (16 catches)
165 - Hugh McElhenny vs. Baltimore.....	December 8, 1957 (8 catches)
164 - Jerry Rice at Philadelphia.....	September 24, 1989 (6 catches)
164 - Gene Washington at Green Bay.....	November 5, 1972 (6 catches)
163 - Jerry Rice at Indianapolis.....	September 10, 1989 (6 catches)
163 - Jerry Rice vs. Atlanta.....	September 18, 1988 (8 catches)
163 - Jerry Rice at Seattle.....	September 25, 1988 (6 catches)
162 - Jerry Rice vs. Atlanta.....	September 27, 1998 (8 catches)
162 - John Taylor at Atlanta.....	December 3, 1989 (5 catches)
161 - Jerry Rice at Dallas.....	November 12, 1995 (5 catches)
160 - Gene Washington vs. New England.....	October 31, 1971 (5 catches)
160 - John Taylor vs. Washington.....	September 16, 1990 (8 catches)

## 49ERS LONGEST PLAYS

## LONG RUNS FROM SCRIMMAGE

96l Garrison Hearst vs. N.Y. Jets.....	September 6, 1998
89l Hugh McElhenny at Dallas Texans.....	October 5, 1952
86l Hugh McElhenny at Green Bay.....	November 18, 1956
82l Hugh McElhenny vs. Dallas Texans.....	October 26, 1952
80 Wilbur Jackson vs. New Orleans.....	November 27, 1977
80l Delvin Williams vs. Washington.....	November 7, 1976
80l J.D. Smith vs. Green Bay.....	December 7, 1958
78l Joe Perry vs. Dallas Texans.....	October 26, 1952
78l Joe Perry vs. Green Bay.....	December 10, 1950
75l Jimmy Thomas vs. Chicago.....	December 6, 1969
74l Dexter Carter at Atlanta.....	October 14, 1990

## LONG PASSES

97l Steve Young to John Taylor at Atlanta.....	November 3, 1991
96l Joe Montana to Jerry Rice at San Diego.....	November 27, 1988
95l Joe Montana to John Taylor at L.A. Rams.....	December 11, 1989
93l Steve DeBerg to Freddie Solomon vs. Atlanta.....	September 28, 1980
92l Joe Montana to John Taylor at L.A. Rams.....	December 11, 1989
85l Jim Plunkett to Delvin Williams vs. Washington.....	November 7, 1976
83l John Brodie to Dave Parks at L.A. Rams.....	October 18, 1964
82 Steve Young to Terry Kirby at Atlanta.....	October 19, 1997
81l Steve Young to Garrison Hearst vs. New Orleans.....	November 22, 1998
81l Elvis Grbac to Jerry Rice at Dallas.....	November 12, 1995
81l Steve Spurrier to Ted Kwalick vs. New Orleans.....	October 22, 1972
80l Steve Young to Jerry Rice at Detroit.....	December 19, 1993
80l Steve Young to Jerry Rice vs. Atlanta.....	October 18, 1992
80l Joe Montana to Jerry Rice vs. Washington.....	November 21, 1988
80l Joe Montana to Dwight Clark at Houston.....	October 21, 1984
80l John Brodie to Clifton McNeil at Green Bay.....	September 28, 1969
80l John Brodie to Dave Parks vs. Minnesota.....	October 25, 1964
80l John Brodie to Jimmy Johnson at Chicago Bears.....	October 14, 1962

## LONG PUNTS

86 Larry Barnes vs. Chicago Cardinals.....	September 29, 1957
82 Tommy Davis vs. Minnesota.....	September 30, 1962
81 Tommy Davis at St. Louis Cardinals.....	November 25, 1962
80 Jim Miller at Denver Broncos.....	September 19, 1982



79	Tommy Davis at Chicago Bears .....	October 14, 1962
76	Larry Barnes vs. Baltimore .....	December 8, 1957
75	Verl Lillywhite vs. Cleveland .....	September 30, 1957
74	Tommy Davis vs. Chicago Bears .....	October 30, 1951
72	Jon Kilgore vs. Chicago Bears .....	December 6, 1969
71	Tommy Davis vs. Chicago Bears .....	October 25, 1959

## LONG PUNT RETURNS

95t	John Taylor vs. Washington .....	November 21, 1988
94t	Hugh McElhenny at Chicago Bears .....	October 19, 1952
93t	Dana McLemore vs. L.A. Rams .....	January 2, 1983
88t	Manfred Moore vs. Atlanta .....	November 24, 1974
85t	Abe Woodson at Green Bay .....	October 21, 1962
83t	Dana McLemore vs. Chicago .....	December 14, 1987
80t	Abe Woodson vs. Detroit .....	November 5, 1961
79t	Dana McLemore at N.Y. Giants .....	October 8, 1984
78t	Dexter Carter vs. Minnesota .....	December 18, 1995
77t	John Taylor vs. Detroit .....	October 2, 1988

## LONG KICKOFF RETURNS

105t	Abe Woodson at L.A. Rams .....	November 8, 1959
103t	Abe Woodson vs. Minnesota .....	September 15, 1963
101t	Terry Kirby vs. Carolina .....	November 16, 1997
101t	James Owens at Detroit .....	November 2, 1980
99t	Abe Woodson at N.Y. Giants .....	November 17, 1963
98t	Dexter Carter vs. New Orleans .....	December 1, 1991
98t	Vic Washington at Atlanta .....	October 29, 1972
98t	Abe Woodson at Detroit .....	October 1, 1961
97t	Vic Washington vs. Dallas .....	December 23, 1972
97t	Lenny Lyles vs. Baltimore .....	December 18, 1960
96t	Dexter Carter at Washington .....	November 6, 1994
96t	Joe Arenas vs. Baltimore .....	December 16, 1956

## LONG INTERCEPTION RETURNS

94t	Alvin Randolph vs. Chicago Bears .....	December 11, 1966
93t	Deion Sanders at Atlanta .....	October 16, 1994
90t	Deion Sanders at San Diego .....	December 11, 1994
88t	Tory Nixon at Green Bay .....	October 26, 1986
86t	Eric Davis vs. St. Louis Rams .....	November 26, 1995
83t	Ronnie Lott at Kansas City .....	December 26, 1982
82t	Carlton Williamson vs. Seattle .....	November 25, 1985
77t	Tom Holmoe vs. St. Louis Cardinals .....	November 9, 1986
74t	Deion Sanders vs. New Orleans .....	September 25, 1994
73t	Tim McDonald at Washington .....	November 6, 1994

## LONG FUMBLE RETURNS

99t	Don Griffin vs. Chicago .....	December 23, 1991
96t	Lee Woodall vs. Buffalo .....	December 3, 1995
80t	Dwight Hicks at Washington .....	October 4, 1981
75t	Clark Miller at Detroit .....	November 14, 1965
73t	Skip Vanderbundt at Dallas .....	November 23, 1972
71t	Gerard Williams vs. New Orleans .....	September 23, 1979
71t	Darnell Walker at Minnesota .....	October 24, 1999
66t	Windlan Hall vs. Philadelphia .....	December 2, 1973
65t	Keena Turner at Washington .....	December 1, 1985
63t	Tommy Hart at St. Louis Cardinals .....	October 24, 1971
47t	Eric Davis at Dallas .....	October 17, 1993

## LONG FIELD GOALS

56	Mike Cofer at Atlanta .....	October 14, 1990
54	Steve Mike-Mayer at L.A. Rams .....	November 9, 1975
54	Bruce Gossett vs. New Orleans .....	October 21, 1973
53	Ray Wersching at Detroit .....	September 2, 1984
53	Tommy Davis at L.A. Rams .....	October 17, 1965
52	Wade Richey at New Orleans .....	November 14, 1999
52	Mike Cofer at New Orleans .....	September 10, 1990
52	Mike Cofer vs. Washington .....	November 21, 1988
52	Ray Wersching at New Orleans .....	October 16, 1983
52	Bruce Gossett at Houston .....	November 15, 1970
51	Gary Anderson at New Orleans .....	October 26, 1997
51	Doug Brien at Indianapolis .....	October 15, 1995
51	Steve Mike-Mayer vs. Chicago .....	November 16, 1975

## LONG RETURNS OF FIELD GOAL ATTEMPT

92t	Bruce Taylor at New Orleans .....	December 13, 1970
62t	Johnny Jackson at Dallas .....	October 15, 1989
55t	Bruce Taylor at New Orleans .....	September 26, 1971
38t	Kermit Alexander vs. Philadelphia .....	November 20, 1966
30t	Kermit Alexander at Philadelphia .....	September 20, 1964



## THE LAST TIME

### TEAM

#### Overtime Game:

Washington 26, San Francisco 20, at 3Com Park, Dec. 26, 1999

#### Tie:

San Francisco 10, Atlanta 10, at Atlanta, Oct. 19, 1986

#### Shutout:

BY 49ERS: San Francisco 31, New Orleans 0, at Louisiana Superdome Oct. 11, 1998

BY OPPONENT: Atlanta 7, San Francisco 0, at Fulton County Stadium, Oct. 9, 1977

#### At least 400 total yards:

BY 49ERS: 506, at Atlanta, Jan. 3, 2000

BY OPPONENT: 511, vs. Washington, Dec. 26, 1999

#### At least 500 total yards:

BY 49ERS: 506, at Atlanta, Jan. 3, 2000

BY OPPONENT: 511, vs. Washington, Dec. 26, 1999

#### At least 200 yards rushing:

BY 49ERS: 250, vs. Washington, Dec. 26, 1999

BY OPPONENT: 203, at Carolina, Dec. 6, 1998

#### At least 300 yards passing:

BY 49ERS: 373, at Atlanta, Jan. 3, 2000

BY OPPONENT: 306, at Atlanta, Jan. 3, 2000

### OFFENSE

#### 100-yard rushing game:

BY 49ERS: Charlie Garner (16-129), vs. Washington, Dec. 26, 1999

BY OPPONENT: Corey Dillon (25-133), at Cincinnati, Dec. 5, 1999

#### 200-yard rushing game:

BY 49ERS: none

BY OPPONENT: none

#### 100-yard receiving game:

BY 49ERS: Jerry Rice (6-143), at Atlanta, Jan. 3, 2000

J.J. Stokes (5-130), at Atlanta, Jan. 3, 2000

BY OPPONENT: Tim Dwight (7-162), at Atlanta, Jan. 3, 2000

#### 200-yard receiving game:

BY 49ERS: Jerry Rice (14-289), vs. Minnesota, Dec. 18, 1995

BY OPPONENT: Don Beebe (11-220), at Green Bay, Oct. 14, 1996

#### 300-yard passing game:

BY 49ERS: Jeff Garcia (26-34-373), at Atlanta, Jan. 3, 2000

BY OPPONENT: Chris Chandler (19-37-306), at Atlanta, Jan. 3, 2000

#### 400-yard passing game:

BY 49ERS: Jeff Garcia (33-49-437), at Cincinnati, Dec. 5, 1999

BY OPPONENT: Brad Johnson (32-47-471), vs. Washington, Dec. 26, 1999

#### 6-touchdown passing game:

BY 49ERS: \*Steve Young, vs. San Diego, Jan. 29, 1995

Regular Season: Joe Montana, at Atlanta, Oct. 14, 1990

BY OPPONENT: never

#### 5-touchdown passing game:

BY 49ERS: (6) \*Steve Young, vs. San Diego, Jan. 29, 1995

Regular Season: (6) Joe Montana, at Atlanta, Oct. 14, 1990

BY OPPONENT: Kurt Warner, at St. Louis Rams, Oct. 10, 1999

**4-touchdown passing game:**

**BY 49ERS:** Steve Young, vs. New Orleans, Nov. 22, 1998

**BY OPPONENT:** Steve Beuerlein, at Carolina, Dec. 19, 1999

**3-touchdown passing game:**

**BY 49ERS:** Jeff Garcia, at Cincinnati, Dec. 5, 1999

**BY OPPONENT:** Chris Chandler, at Atlanta, Jan. 3, 2000

**DEFENSE****Interception return for a touchdown:**

**BY 49ERS:** Darnell Walker, vs. Carolina, Oct. 17, 1999 (27 yards)

**BY OPPONENT:** Mike Jones, vs. St. Louis, Nov. 21, 1999 (44 yards)

**Fumble return for a touchdown:**

**BY 49ERS:** Junior Bryant, at St. Louis, Oct. 10, 1999 (0 yards)

**BY OPPONENT:** J. Craft, at Jacksonville, Sept. 12, 1999 (23 yards)

**At least three quarterback sacks:**

**BY 49ERS:** (4) Roy Barker, at St. Louis, Oct. 25, 1998

**BY OPPONENT:** (3) Reggie White, at Green Bay, Nov. 1, 1998

**At least two interceptions:**

**BY 49ERS:** (2) Darnell Walker, at St. Louis, Oct. 25, 1998

**BY OPPONENT:** (2) Aaron Beasley, at Jacksonville, Sept. 12, 1999

**Safety:**

**BY 49ERS:** Bryant Young sacked Chris Chandler, vs. Atlanta, Dec. 12, 1999

**BY OPPONENT:** Randy Kirk, snapped ball out of end zone, at Green Bay, Nov. 1, 1998

**SPECIAL TEAMS****Kickoff return for touchdown:**

**BY 49ERS:** \*Chuck Levy, vs. Green Bay, Jan. 11, 1998 (95 yards)

**Regular Season:** Terry Kirby, vs. Carolina, Nov. 16, 1997 (101 yards)

**BY OPPONENT:** Tony Horne, at St. Louis, Oct. 10, 1999 (97 yards)

**Punt return for touchdown:**

**BY 49ERS:** R.W. McQuarters, vs. St. Louis, Dec. 27, 1998 (72 yards)

**BY OPPONENT:** Tim Dwight, at Atlanta, Jan. 3, 2000 (70 yards)

**Blocked punt:**

**BY 49ERS:** Junior Bryant, vs. St. Louis, Oct. 12, 1997

**BY OPPONENT:** Michael Bates, at Carolina, Dec. 12, 1999

**Blocked field goal attempt:**

**BY 49ERS:** Brentson Buckner, at Atlanta, Jan. 3, 2000

**BY OPPONENT:** Lester Archambeau, vs. Atlanta, Dec. 12, 1999

**Blocked PAT:**

**BY 49ERS:** Junior Bryant vs. Detroit, Dec. 14, 1998

**BY OPPONENT:** Keith McKenzie, at Green Bay, Nov. 1, 1998

**PAT missed:**

**BY 49ERS:** Wade Richey, at Cincinnati, Dec. 5, 1999

**BY OPPONENT:** Jeff Wilkins, vs. St. Louis, Dec. 27, 1998

\*Indicates postseason game



# CAREER 100/300 GAMES

## CAREER 100-YARD RUSHING GAMES

NO.	PLAYER	TEAM W-L-T
19	Joe Perry	15-4-0
14	Roger Craig	11-3-0
12	Hugh McElhenny	8-4-0
12	J.D. Smith	7-5-0
10	Wendell Tyler	8-2-0
10	Delvin Williams	5-5-0
9	Garrison Hearst	8-1-0
9	Ricky Watters	8-1-0
9	Ken Willard	5-3-1
4	Billy Kilmer	4-0-0
3	Charlie Garner	1-2-0
3	Wilbur Jackson	2-1-0
3	Paul Hofer	0-3-0
2	Joe Cribbs	2-0-0
2	Larry Schreiber	2-0-0
1	Joe Arenas	1-0-0
1	Dexter Carter	1-0-0
1	Lenvil Elliott	1-0-0
1	Keith Henderson	1-0-0
1	John Henry Johnson	1-0-0
1	Terry Kirby	1-0-0
1	Amp Lee	1-0-0
1	Gary Lewis	1-0-0
1	Verl Lillywhite	1-0-0
1	C.R. Roberts	1-0-0
1	Jimmy Thomas	1-0-0
1	Vic Washington	1-0-0
1	O.J. Simpson	0-1-0
1	Steve Young	0-1-0
135		98-36-1

## CAREER 300-YARD PASSING GAMES

NO.	PLAYER	TEAM W-L-T
35	Joe Montana	26-9-0
28	Steve Young	21-7-0
6	John Brodie	4-1-1
5	Y.A. Tittle	4-1-0
5	Steve DeBerg	0-5-0
3	Jeff Garcia	0-3-0
2	Steve Bono	2-0-0
2	Jeff Kemp	1-1-0
2	Steve Spurrier	0-2-0
1	George Mira	1-0-0
1	Tom Owen	1-0-0
1	Mike Moroski	0-1-0
91		60-30-1

## CAREER 100-YARD RECEIVING GAMES

NO.	PLAYER	TEAM W-L-T
66	Jerry Rice	46-20-0
17	Gene Washington	11-5-1
16	Dwight Clark	11-5-0
12	John Taylor	10-2-0
11	Freddie Solomon	5-6-0
11	Dave Parks	2-8-1
10	Gordy Soltau	5-5-0
9	Bernie Casey	3-4-2
9	Billy Wilson	3-4-2
8	R.C. Owens	5-2-1
5	Monty Stickles	3-2-0
4	Paul Hofer	2-2-0
5	Terrell Owens	2-3-0
4	J.J. Stokes	2-2-0
3	J.R. Boone	2-1-0
3	Dick Witcher	2-1-0
3	Clinton McNeil	1-2-0
3	Ted Kwalick	0-2-1
2	Garrison Hearst	2-0-0
2	Clyde Conner	2-0-0
2	Roger Craig	2-0-0
2	John David Crow	1-1-0
2	Hugh McElhenny	1-1-0
1	Danny Abramowicz	1-0-0
1	Jimmy Johnson	1-0-0
1	Brent Jones	1-0-0
1	Don Lisbon	1-0-0
1	Willie McGee	1-0-0
1	Jeff Moore	1-0-0
1	Renaldo Nehemiah	1-0-0
1	Ted Popson	1-0-0
1	Tom Rathman	1-0-0
1	J.D. Smith	1-0-0
1	Aaron Thomas	1-0-0
1	Ricky Watters	1-0-0
1	Mike Wilson	1-0-0
1	Alyn Beals	0-1-0
1	Jimmy Cason	0-1-0
1	Carroll Hardy	0-1-0
1	Alex Loyd	0-1-0
1	Joe Perry	0-1-0
1	Mike Sherrard	0-1-0
228		136-84-8



# ALL-TIME 1,000 YARD SEASONS

## RUSHING

1,570	Garrison Hearst	(1998)	1,054	Roger Craig	(1989)
1,502	Roger Craig	(1988)	1,049	Joe Perry	(1954)
1,262	Wendell Tyler	(1984)	1,019	Garrison Hearst	(1997)
1,229	Charlie Garner	(1999)	1,018	Joe Perry	(1953)
1,203	Delvin Williams	(1976)	1,013	Ricky Watters	(1992)

## RECEIVING

*1,848	Jerry Rice	(1995)	1,201	Jerry Rice	(1992)
1,570	Jerry Rice	(1986)	1,157	Jerry Rice	(1998)
1,503	Jerry Rice	(1993)	1,105	Dwight Clark	(1981)
1,502	Jerry Rice	(1990)	1,100	Gene Washington	(1970)
1,499	Jerry Rice	(1994)	1,078	Jerry Rice	(1987)
1,483	Jerry Rice	(1989)	1,097	Terrell Owens	(1998)
1,344	Dave Parks	(1965)	1,077	John Taylor	(1989)
1,306	Jerry Rice	(1988)	1,032	R.C. Owens	(1961)
1,254	Jerry Rice	(1996)	1,016	Roger Craig	(1985)
1,206	Jerry Rice	(1991)	1,011	John Taylor	(1991)

## ALL-TIME 3,000 YARD PASSING SEASONS

#4,170	Steve Young	(1998)	3,565	Joe Montana	(1981)
4,023	Steve Young	(1993)	3,521	Joe Montana	(1989)
3,969	Steve Young	(1994)	3,465	Steve Young	(1992)
3,944	Joe Montana	(1990)	3,200	Steve Young	(1995)
3,910	Joe Montana	(1983)	3,112	John Brodie	(1965)
3,653	Joe Montana	(1985)	3,054	Joe Montana	(1987)
3,652	Steve DeBerg	(1979)	3,029	Steve Young	(1997)
3,630	Joe Montana	(1984)			

\* NFL Record

# Team Record

## -GARNER JOINS HEAVYWEIGHT COMPANY-

Charlie Garner became the fifth running back since 1988 weighing less than 190 pounds to record a 1,000-yard rushing season. His 1,229 yards in 1999 were the second most by a "small" running back since 1986. Napoleon Kaufman rushed for 1,294 in 1997. The numbers are all based on actual media guide bios.


1988 - Gary Anderson (San Diego) 6-1, 180 - Rushed for 1,168 yards and four touchdowns on 297 carries.

1989 - James Brooks (Cincinnati) 5-10, 180 - Rushed for 1,004 yards and five touchdowns on 195 carries.

1997 - Napoleon Kaufman (Oakland) 5-9, 180 - Rushed for 1,294 yards and six touchdowns on 272 carries.

1998 - Warrick Dunn (Tampa Bay) 5-8, 180 - Rushed for 1,026 yards and two touchdowns on 245 carries.

1999 - Charlie Garner (49ers) - 5-9, 187 - Rushed for 1,229 yards and four touchdowns on 241 carries.



**POSTSEASON**



# 49ERS TEAM NFL POSTSEASON RECORDS

## SCORING

### Points

- 55 vs. Denver (1-28-90), Super Bowl XXIV
- 49 vs. San Diego (1-29-95), Super Bowl XXIX
- 44 vs. Chicago (1-7-95)
- vs. N.Y. Giants (1-15-94)

### Points, Opponents

- 49 at N.Y. Giants (1-4-87)
- 38 at Dallas (1-23-94)
- 36 vs. Minnesota (1-9-88)

### Points, Combined

- 75 vs. San Diego (1-29-95), Super Bowl XXIX
- 66 vs. Dallas (1-15-95)
- 65 vs. Denver (1-28-90), Super Bowl XXIV

### Touchdowns

- 8 vs. Denver (1-28-90), Super Bowl XXIV
- 7 vs. San Diego (1-29-95), Super Bowl XXIX
- 6 vs. Chicago (1-7-95)
- vs. N.Y. Giants (1-15-94)

### Touchdowns, Opponents

- 7 at N.Y. Giants (1-4-87)
- 6 at Dallas (1-23-94)
- 5 at Green Bay (1-4-97)

## FIRST DOWNS

### First Downs

- 31 vs. Miami (1-20-85), Super Bowl XIX
- 30 vs. Minnesota (1-3-98)
- 29 vs. L.A. Rams (1-14-90)

### First Downs, Opponents

- 29 vs. Dallas (1-15-95)
- 25 vs. Washington (1-12-91)
- vs. Minnesota (1-6-90)
- 24 vs. Green Bay (1-3-99)
- vs. Dallas (1-23-94)
- vs. Dallas (1-17-93)
- vs. Washington (1-8-84)
- vs. Cincinnati (1-24-82), Super Bowl XVI

### First Downs Rushing

- 16 vs. Miami (1-20-85), Super Bowl XIX
- 15 vs. Minnesota (1-3-98)
- 14 vs. Denver (1-28-90), Super Bowl XXIV

### First Downs Rushing, Opponents

- 16 vs. Dallas (1-3-71)
- 12 vs. N.Y. Giants (1-4-87)
- 11 vs. Washington (1-8-84)

### Fewest First Downs Rushing

- 1 vs. Green Bay (1-11-98)
- vs. N.Y. Giants (1-20-91)
- 2 (Several times) Last: vs. N.Y. Giants (1-4-87)
- 3 vs. Washington (1-12-91)
- vs. Washington (1-8-84)

### Fewest First Downs Rushing, Opponents

- 0 vs. L.A. Rams (1-14-90)
- 2 vs. Minnesota (1-3-98)
- vs. Miami (1-20-85)
- 3 vs. Philadelphia (12-29-96)
- vs. N.Y. Giants (1-15-94)
- vs. N.Y. Giants (1-3-82)

### First Downs Passing

- 17 vs. San Diego (1-29-95)
- vs. Dallas (1-20-82)
- 16 (Several times) Last: vs. Green Bay (1-6-96)
- 15 vs. Dallas (1-23-94)
- vs. Miami (1-20-85), Super Bowl XVI

### First Downs Passing, Opponents

- 18 vs. Dallas (1-15-95)
- vs. Washington (1-12-91)
- 17 vs. Minnesota (1-6-90)
- vs. Miami (1-20-85), Super Bowl XIX

### Fewest First Downs Passing

- 6 vs. Dallas (12-23-92)
- vs. N.Y. Giants (1-4-87)
- 7 vs. Dallas (1-2-72)
- 8 at Green Bay (1-4-97)
- vs. Minnesota (12-27-70)

### Fewest First Downs Passing, Opponents

- 3 vs. Chicago (1-6-85)
- 5 at Green Bay (1-4-97)
- vs. Washington (12-26-71)
- vs. Dallas (1-3-71)
- 6 (Several times) Last: vs. N.Y. Giants (1-15-93)

### First Downs By Penalty

- 4 vs. Minnesota (1-3-98)
- vs. Dallas (1-23-94)
- 3 vs. Green Bay (1-11-98)
- vs. Chicago (1-7-95)
- vs. N.Y. Giants (12-28-85)
- vs. Dallas (1-10-82)
- vs. N.Y. Giants (1-3-82)

### First Downs By Penalty, Opponents

- 4 vs. N.Y. Giants (1-20-91)
- vs. Cincinnati (1-24-82), Super Bowl XVI
- 3 (Several times) Last: vs. Dallas (1-15-95)

## TOTAL OFFENSE

### Total Plays

- 86 vs. Green Bay (1-6-96)
- 77 vs. Denver (1-28-90), Super Bowl XXIV
- vs. L.A. Rams (1-14-90)
- 76 vs. Miami (1-20-85), Super Bowl XIX

### Total Plays, Opponents

- 81 vs. Dallas (1-15-95)
- 79 vs. Minnesota (1-6-90)
- 77 vs. Dallas (12-23-72)

### Fewest Total Plays

- 41 vs. N.Y. Giants (1-20-91)
- 47 vs. Dallas (1-2-72)
- 56 vs. Philadelphia (12-29-96)

### Fewest Total Plays, Opponents

- 47 vs. L.A. Rams (1-14-90)
- 52 vs. Denver (1-28-90), Super Bowl XXIV
- 54 at Atlanta (1-9-99)

### Net Yards

- 537 vs. Miami (1-20-85), Super Bowl XIX
- 461 vs. Denver (1-28-95), Super Bowl XXIV
- 455 vs. San Diego (1-29-95), Super Bowl XXIX

### Net Yards, Opponents

- 451 vs. Dallas (1-15-95)
- 441 vs. Washington (1-12-91)
- 416 vs. Dallas (1-17-93)

### Net Yards, Combined

- 851 vs. Miami (1-20-85), Super Bowl XIX
- 835 vs. Washington (1-8-84)
- 831 vs. Dallas (1-17-93)



## RUSHING

### Rushes

- 45 vs. L.A. Rams (1-14-90)
- 44 vs. Denver (1-28-90), Super Bowl XXIV
- 41 vs. Minnesota (1-3-98)

### Rushes, Opponents

- 51 vs. Dallas (1-3-71)
- 46 at Dallas (1-2-72)
- 45 at Washington (1-8-84)

### Fewest Rushes

- 11 vs. Dallas (1-3-71)
- 16 at Washington (1-8-84)
- at Dallas (1-2-72)
- 18 vs. Green Bay (1-11-98)
- at Green Bay (1-4-97)
- vs. Green Bay (1-6-96)
- vs. Minnesota (1-9-88)

### Fewest Rushes, Opponents

- 9 vs. Miami (1-20-85), Super Bowl XIX
- 10 vs. L.A. Rams (1-14-90)
- 17 vs. Denver (1-28-90), Super Bowl XXIV

### Net Rushing Yards

- 211 vs. Miami (1-20-85), Super Bowl XIX
- 201 vs. Minnesota (1-1-89)
- 187 vs. Washington (1-9-93)

### Net Rushing Yards, Opponents

- 229 vs. Dallas (1-3-71)
- 216 at N.Y. Giants (1-4-87)
- 188 vs. Detroit (12-31-83)

### Fewest Net Rushing Yards

- 29 at N.Y. Giants (1-4-87)
- 33 vs. Green Bay (1-11-98)
- 39 vs. N.Y. Giants (1-20-91)

### Fewest Net Rushing Yards, Opponents

- 25 vs. Miami (1-20-85), Super Bowl XIX
- 26 vs. L.A. Rams (1-14-90)
- 39 vs. Chicago (1-7-95)

### Rushing Average

- 6.4 vs. Minnesota (1-9-88)
- 6.0 vs. Washington (1-9-93)
- 5.9 vs. Minnesota (1-1-89)

### Rushing Average, Opponents

- 5.4 vs. Detroit (12-31-83)
- 5.3 vs. Dallas (12-23-72)
- 4.9 at N.Y. Giants (1-4-87)

### Lowest Rushing Average

- 1.5 at N.Y. Giants (1-4-87)
- 1.8 vs. Green Bay (1-11-98)
- 1.9 vs. Washington (1-12-91)

### Lowest Rushing Average, Opponents

- 2.2 vs. Chicago (1-7-95)
- vs. N.Y. Giants (1-15-94)
- 2.5 vs. Washington (12-26-71)

## PASSING

### Attempts

- 65 vs. Green Bay (1-6-96)
- 48 at N.Y. Giants (12-28-85)
- at Washington (1-8-84)
- 45 at Dallas (1-23-94)

### Attempts, Opponents

- 55 vs. San Diego (1-29-95), Super Bowl XXIX
- 54 vs. Minnesota (1-6-90)
- 53 vs. Dallas (1-15-95)

### Fewest Attempts

- 19 vs. Washington (12-26-71)
- 21 vs. Philadelphia (12-29-96)
- 22 vs. Cincinnati (1-24-82), Super Bowl XVI
- vs. Dallas (12-23-72)
- 24 vs. N.Y. Giants (1-15-94)

### Fewest Attempts, Opponents

- 15 at Green Bay (1-4-97)
- 18 at Dallas (1-2-72)
- 19 at Atlanta (1-9-99)
- 20 at N.Y. Giants (1-4-87)
- 22 vs. Chicago (1-6-85)
- vs. Dallas (1-3-71)

### Completions

- 32 vs. Green Bay (1-6-96)
- 27 at Dallas (1-23-94)
- vs. L.A. Rams (1-14-90)
- at N.Y. Giants (12-28-85)
- at Washington (1-8-84)

### Completions, Opponents

- 31 vs. Minnesota (1-6-90)
- 30 vs. Dallas (1-15-95)
- 29 vs. Chicago (1-7-95)
- vs. Miami (1-20-85)

### Fewest Completions

- 10 at Minnesota (12-26-71)
- 12 vs. Dallas (12-23-72)
- 13 vs. Dallas (1-15-95)

### Fewest Completions, Opponents

- 7 vs. Dallas (1-3-71)
- 9 at Dallas (1-2-72)
- at Minnesota (12-27-70)
- 10 at N.Y. Giants (1-4-87)

### Net Passing Yards

- 347 at Washington (1-8-84)
- 339 vs. Cincinnati (1-22-89), Super Bowl XXIV
- 326 vs. Miami (1-20-85), Super Bowl XIX

### Net Passing Yards, Opponents

- 361 vs. Washington (1-12-91)
- 352 vs. Dallas (1-15-95)
- 321 vs. Minnesota (1-3-98)

### Fewest Net Passing Yards

- 128 at Green Bay (1-4-97)
- 148 vs. Cincinnati (1-24-82), Super Bowl XVI
- 150 vs. Dallas (12-23-72)

### Fewest Net Passing Yards, Opponents

- 37 vs. Chicago (1-6-85)
- 71 at Green Bay (1-4-97)
- 72 at Dallas (1-2-72)

### Completion Percentage

- 87.1 vs. L.A. Rams (1-14-90)
- 79.2 vs. N.Y. Giants (1-15-94)
- 75.0 vs. Denver (1-28-90), Super Bowl XXIV

### Completion Percentage, Opponents

- 75.0 vs. Chicago (1-6-96)
- 73.5 vs. Cincinnati (1-24-82), Super Bowl XVI
- 73.3 at Green Bay (1-4-97)

### Lowest Completion Percentage

- 40.5 at N.Y. Giants (1-4-87)
- 44.8 vs. Dallas (1-15-95)
- 46.7 at Dallas (1-2-72)

### Lowest Completion Percentage, Opponents

- 31.8 vs. Dallas (1-3-71)
- 33.3 at Minnesota (12-27-70)
- 37.9 vs. Denver (1-28-90), Super Bowl XXIV

**Average Gain Per Attempt**

- 9.6 vs. Denver (1-28-90), Super Bowl XXIV
- vs. Minnesota (1-6-90)
- 9.4 vs. Dallas (1-15-94)
- 9.2 at Chicago (1-8-89)

**Average Gain Per Attempt, Opponents**

- 10.1 vs. Chicago (1-6-96)
- 8.4 at Dallas (1-23-94)
- 8.0 vs. Minnesota (1-3-98)

**Sacks By**

- 9 vs. Chicago (1-6-85)
- 6 vs. Denver (1-28-90), Super Bowl XXIV
- vs. Minnesota (1-1-89)
- vs. N.Y. Giants (12-29-84)
- 5 vs. Washington (1-9-93)
- vs. Cincinnati (1-22-89)

**Sacks By, Opponents**

- 4 (Several times) Last: vs. Green Bay (1-11-98)
- 3 (Several times) Last: vs. Chicago (1-6-96)
- 2 (Several times) Last: vs. Washington (1-9-93)

**Sack Yardage**

- 50 vs. Chicago (1-6-85)
- 42 vs. N.Y. Giants (12-29-84)
- 39 vs. Minnesota (1-6-90)

**Sack Yardage, Opponents**

- 28 vs. N.Y. Giants (12-29-84)
- at N.Y. Giants (12-28-85)
- 26 vs. Green Bay (1-11-98)
- 24 vs. Minnesota (1-9-88)

**Interceptions By**

- 5 vs. Detroit (12-31-83)
- 4 vs. Minnesota (1-6-90)
- 3 vs. Philadelphia (12-29-96)
- vs. San Diego (1-29-95), Super Bowl XXIX

**Interceptions By, Opponents**

- 3 (Several times) Last: at Atlanta (1-9-99)
- 2 (Several times) Last: vs. Green Bay (1-3-99)
- 1 (Several times) Last: vs. Minnesota (1-3-98)

**FUMBLES/PENALTIES****Fumbles**

- 6 vs. Detroit (12-22-57)
- 5 vs. Dallas (12-23-72)
- at Minnesota (12-27-70)
- 4 vs. Green Bay (1-11-98)
- vs. Washington (1-9-93)
- vs. Cincinnati (1-22-89)
- at Washington (1-8-84)

**Fumbles, Opponents**

- 4 (Several times) Last: vs. Dallas (1-10-82)
- 3 (Several times) Last: vs. Washington (1-9-93)
- 2 (Several times) Last: vs. Dallas (1-15-95)

**Fumbles Lost**

- 3 vs. Washington (1-9-93)
- vs. Dallas (1-10-82)
- at Minnesota (12-27-70)
- vs. Detroit (12-22-57)

**Fumbles Lost, Opponents**

- 3 vs. Dallas (12-23-72)
- vs. Detroit (12-22-57)
- 2 (Several times) Last: vs. Green Bay (1-3-99)

**Penalties**

- 14 vs. N.Y. Giants (1-3-82)
- 11 at N.Y. Giants (1-4-87)
- 9 vs. N.Y. Giants (1-20-91)
- vs. Minnesota (1-6-90)

**Penalties, Opponents**

- 12 vs. Minnesota (1-3-98)
- 9 vs. Green Bay (1-11-98)
- vs. Dallas (1-15-95)
- vs. Minnesota (1-1-89)
- vs. N.Y. Giants (1-3-82)
- 8 vs. Cincinnati (1-24-82), Super Bowl XVI

**Yards Penalized**

- 145 vs. N.Y. Giants (1-3-82)

**Yards Penalized, Opponents**

- 98 vs. Dallas (1-15-95)
- 91 vs. Minnesota (1-3-98)

**Fewest Penalties**

- 0 at Chicago (1-8-89)
- 1 at Dallas (1-2-72)
- 2 vs. Miami (1-20-85), Super Bowl XIX

**Fewest Penalties, Opponents**

- 0 vs. Denver (1-28-90), Super Bowl XXIV
- 1 at Green Bay (1-4-97)
- vs. Washington (1-12-91)
- at Miami (1-20-85), Super Bowl XIX
- vs. Minnesota (12-27-70)
- 2 (Several times) Last: vs. L.A. Rams (1-14-90)

**PUNTS/KICKS****Punts**

- 10 at N.Y. Giants (1-4-87)
- vs. Washington (12-26-71)
- 8 at Minnesota (12-27-70)
- 7 at Washington (1-8-84)

**Punts, Opponents**

- 7 (Several times) Last: vs. Minnesota (1-3-98)
- 6 (Several times) Last: at Green Bay (1-4-97)
- 5 (Several times) Last: vs. Philadelphia (12-29-96)

**Fewest Punts**

- 1 vs. Dallas (1-17-93)
- 2 vs. Chicago (1-7-95)
- vs. Washington (1-9-93)
- vs. L.A. Rams (1-14-90)
- 3 (Several times) Last: Green Bay (1-3-99)

**Fewest Punts, Opponents**

- 1 vs. Dallas (1-15-95)
- 2 vs. Green Bay (1-3-99)
- vs. Washington (1-9-93)
- vs. Detroit (12-31-83)
- 3 at Atlanta (1-9-99)
- vs. N.Y. Giants (1-20-91)
- vs. Cincinnati (1-24-82), Super Bowl XVI

**Punting Yards**

- 400 at N.Y. Giants (1-4-87)
- 337 vs. Washington (12-26-71)
- 270 at Minnesota (12-27-70)

**Punting Yards, Opponents**

- 307 at N.Y. Giants (1-4-87)
- 302 vs. Chicago (1-6-85)
- 276 at Minnesota (12-27-70)

**Fewest Punting Yards**

- 57 vs. Dallas (1-17-93)
- 62 vs. L.A. Rams (1-14-90)
- 77 vs. Chicago (1-7-95)

**Fewest Punting Yards, Opponents**

- 23 vs. Dallas (1-15-95)
- 72 vs. Washington (1-9-93)
- 73 vs. Detroit (12-31-83)

**Punting Average (4+ punts)**

- 47.3 at Atlanta (1-9-99)
- 46.3 at Cincinnati (1-24-82)
- 45.5 at Dallas (1-23-94)
- 44.0 vs. Green Bay (1-6-96)

**Punting Average, Opponents (4+ punts)**

- 48.8 vs. San Diego (1-29-95), Super Bowl XXIX
- 46.0 vs. Washington (12-26-71)
- 45.0 at Dallas (1-2-72)

**Lowest Punting Average**

- 30.8 vs. Minnesota (1-6-90)
- 33.5 at Washington (1-8-84)
- 33.8 at Minnesota (12-27-70)

**Lowest Punting Average, Opponents**

- 25.6 vs. Minnesota (1-6-90)
- 29.9 vs. Minnesota (1-3-98)
- 31.4 at L.A. Rams (1-14-90)
- at Chicago (1-8-89)

**Punt Returns**

- 7 at Chicago (1-8-89)
- 5 vs. Miami (1-20-85), Super Bowl XIX
- at Minnesota (12-27-70)
- 4 vs. Chicago (1-6-85)

**Punt Returns, Opponents**

- 7 at N.Y. Giants (1-4-87)
- 6 at Chicago (1-8-89)
- 5 at N.Y. Giants (1-20-91)

**Punt Return Yards**

- 69 vs. Chicago (1-6-85)
- at Minnesota (12-27-70)
- 56 vs. Cincinnati (1-22-89), Super Bowl XXIII
- 51 vs. Miami (1-20-85), Super Bowl XIX

**Punt Return Yards, Opponents**

- 117 at Green Bay (1-4-97)
- 58 vs. Washington (12-26-71)
- 57 at N.Y. Giants (1-4-87)

**Kickoff Returns**

- 8 vs. Minnesota (1-9-88)
- 7 at N.Y. Giants (1-4-87)
- 6 vs. Green Bay (1-3-99)
- at Dallas (1-23-94)
- vs. Dallas (1-4-87)

**Kickoff Returns, Opponents**

- 9 vs. Denver (1-28-90), Super Bowl XXIV
- 8 vs. San Diego (1-29-95), Super Bowl XXIX
- 7 (Several times) Last: vs. Green Bay (1-3-99)

**Kickoff Return Yards**

- 146 at Dallas (12-23-72)
- 134 vs. Green Bay (1-11-98)
- 130 at Minnesota (1-9-88)

**Kickoff Return Yards, Opponents**

- 242 vs. San Diego (1-29-95)
- 196 vs. Denver (1-28-90)
- 194 vs. Green Bay (1-3-99)
- 189 vs. Washington (12-26-71)

## 49ERS SINGLE-GAME INDIVIDUAL NFL POSTSEASON RECORDS

### SCORING

**Points**

- 30 Ricky Watters vs. N.Y. Giants (1-15-94), 5TDs

**Points, Opponent**

- 18 Chuck Nelson vs. Minnesota (1-9-88), 5FGs, 3PATs

### RUSHING

**Attempts**

- 27 Ken Willard at Minnesota (12-27-70), 27-85

**Attempts, Opponent**

- 36 John Riggins at Washington (1-8-84)

**Yards**

- 135 Roger Craig vs. Minnesota (1-1-89)

**Yards, Opponent**

- 159 Joe Morris at N.Y. Giants (1-4-87)

**Average Gain**

- 12.0 Steve Young vs. Minnesota (1-9-88), 6-72

**Average Gain, Opponent**

- 7.8 Thomas Tracey vs. Detroit (12-22-57), 11-86

**Rushing TDs**

- 5\* Ricky Watters vs. N.Y. Giants (1-15-94)

### PASSING

**Attempts**

- 65\* Steve Young vs. Green Bay (1-6-96)
- 48 Joe Montana at Washington (1-8-84)

**Attempts, Opponent**

- 53 Troy Aikman vs. Dallas (1-15-95)

\*NFL Postseason Record

**Completions**

- 32 Steve Young vs. Green Bay (1-6-96)
- 27 Joe Montana at Washington (1-8-84)

**Completions, Opponent**

- 30 Troy Aikman vs. Dallas (1-15-95)

**Net Yards**

- 357 Joe Montana vs. Cincinnati (1-22-89)

**Net Yards, Opponent**

- 361 Mark Rypien vs. Washington (1-12-91)

**Completion Percentage**

- 86.7 Joe Montana vs. L.A. Rams (1-14-90), 26-30

**Completion Percentage, Opponent**

- 75.0 Brett Favre vs. Green Bay (1-6-96), 21-28
- 73.3 Brett Favre at Green Bay (1-4-97), 11-15
- 73.5 Ken Anderson vs. Cincinnati (1-24-82), Super Bowl XVI, 25-34

**TD Passes**

- 6 Steve Young vs. San Diego (1-29-95), Super Bowl XXIX

**TD Passes, Opponent**

- 4 Phil Simms at N.Y. Giants (1-4-87)

### RECEIVING

**Receptions**

- 11 Jerry Rice vs. Cincinnati (1-22-89), Super Bowl XXIII

**Receptions, Opponent**

- 11 Dan Ross vs. Cincinnati (1-24-82), Super Bowl XVI

**Receiving Yards**

- 215 Jerry Rice vs. Cincinnati (1-22-89), Super Bowl XXIII



**Receiving Yards, Opponent**

227 Anthony Carter vs. Minnesota (1-9-88)

**Receiving TDs**

- 3 Jerry Rice vs. San Diego (1-29-95),  
Super Bowl XXIX
- Jerry Rice vs. Denver (1-28-90),  
Super Bowl XXIV
- Jerry Rice vs. Minnesota (1-1-89)

**INTERCEPTIONS**

**Interceptions**

- 2 Eric Davis vs. Dallas (1-15-95)
- Skip Vanderbundt vs. Dallas (12-23-72)
- Ronnie Lott vs. N.Y. Giants (1-3-82)
- Riki Ellison vs. Detroit (12-31-82)
- Ronnie Lott vs. Minnesota (1-1-89)

**Interceptions, Opponent**

- 2 William White at Atlanta (1-9-99)
- Eugene Robinson at Green Bay (1-4-97)
- Charlie Waters vs. Dallas (12-23-72)
- Everson Walls vs. Dallas (1-10-82)
- Gary Reasons vs. N.Y. Giants (12-29-84)
- Gary Fencik vs. Chicago (1-6-85)

**Interception Return Yards**

- 61 Michael Carter vs. Washington  
(1-12-91), 1-61t

**Interception Return Yards, Opponent**

- 77 Eugene Robinson at Atlanta (1-9-99) 1-77
- 45 Reggie Rutland vs. Minnesota  
(1-9-88), 1-45t

**PUNTING**

**Punts**

- 10 Steve Spurrier vs. Washington (12-26-71)
- Max Runager at N.Y. Giants (1-4-87)

**Punts, Opponent**

- 7 Mitch Berger, vs. Minnesota (1-3-98)
- Tom McNeil at Minnesota (12-27-70)
- Dave Finzer vs. Chicago (1-6-85)
- Bucky Scribner vs. Minnesota (1-1-89)
- Bryan Wagner at Chicago (1-8-89)
- Dale Hatcher vs. L.A. Rams (1-14-90)

**Punting Yards**

- 400 Max Runager at N.Y. Giants (1-4-87)

**Punting Yards, Opponent**

- 302 Dave Finzer vs. Chicago (1-6-85)

**Punting Average (4+ punts)**

- 46.3 Jim Miller vs. Cincinnati (1-24-82),  
Super Bowl XVI, 4-185

**Punting Average, Opponent (4+ punts)**

- 48.8 Bryan Wagner vs. San Diego  
(1-29-95), Super Bowl XXIX, 4-195

**TACKLES**

**Total Tackles**

- 13 Gary Plummer vs. Chicago (1-7-95),  
11 solo, 2 asst.
- Carlton Williamson vs. Detroit  
(12-31-83), 11 solo, 2 asst.

**Total Tackles, Opponent**

- 12 Eugene Daniel, vs. Minnesota (1-3-98),  
9 solo, 3 asst.
- Bill Currier vs. N.Y. Giants (12-29-84),  
8 solo, 4 asst.

**Solo Tackles**

- 12 Ken Norton Jr. vs. Philadelphia (12-29-96)
- 11 Gary Plummer vs. Chicago (1-7-95)
- Carlton Williamson vs. Detroit (12-31-83)
- Michael Walter at Chicago (1-8-89)

**Solo Tackles, Opponent**

- 10 Wayne Simmons vs. Green Bay (1-6-96)
- Ross Browner vs. Cincinnati  
(1-24-82), Super Bowl XVI
- Ken Coffey vs. Washington (1-8-84)

**Assisted Tackles**

- 8 Cedrick Hardman at Dallas (1-2-72)
- Frank Nunley at Dallas (1-2-72)

**Assisted Tackles, Opponent**

- 6 Alvin Hall vs. Detroit (12-31-83)

**Sacks**

- 3.5 Cedrick Hardman vs. Dallas (1-2-72)

**LONGEST POSTSEASON  
PLAYS**

**Rush**

- 80t Roger Craig vs. Minnesota (1-1-89)

**Rush, Opponent**

- 58t Thomas Tracey vs. Detroit (12-22-57)

**Pass**

- 78t John Brodie to Gene Washington  
vs. Washington (12-26-71)

**Pass, Opponent**

- 72t Scott Brunner to Earnest Gray vs.  
N.Y. Giants (1-3-82)

**Field Goal**

- 48 Wade Richey vs. Green Bay (1-3-99)

**Field Goal, Opponent**

- 54 Eddie Murray vs. Detroit (12-31-83)

**Interception Return**

- 61t Michael Carter vs. Washington (1-12-91)

**Interception Return, Opponent**

- 77 Eugene Robinson (1-9-99)

**Punt**

- 59 Steve Spurrier vs. Dallas (1-3-71)
- Steve Spurrier at Minnesota (12-27-70)

**Punt, Opponent**

- 66 Mike Bragg vs. Washington (12-26-71)

**Punt Return**

- 45 John Taylor vs. Cincinnati (1-22-89),  
Super Bowl XXIII

**Punt Return, Opponent**

- 71t Desmond Howard at Green Bay (1-4-97)

**Kickoff Return**

- 97t Vic Washington vs. Dallas (12-23-72)

**Kickoff Return, Opponent**

- 98t Andre Coleman vs. San Diego  
(1-29-95), Super Bowl XXIX



## 49ERS NFL POSTSEASON CAREER STATISTICAL LEADERS

### SCORING

Player	TD	R	P	RT	FG	PAT	SF	TP
1. Rice, Jerry .....	19	0	19	0	-	-	-	114
2. Cofer, Mike .....	-	-	-	-	12/19	42/47	0	78
3. Wersching, Ray .....	-	-	-	-	13/22	30/30	0	69
4. Watters, Ricky .....	10	7	3	0	-	-	-	60
5. Craig, Roger .....	9	7	2	0	-	-	-	54
6. Young, Steve .....	8	8	0	-	-	-	-	48
7. Solomon, Freddie .....	0	6	0	-	-	-	-	36
Taylor, John .....	0	6	0	-	-	-	-	36

### RUSHING

Player	Att.	Yds.	Avg.	Long	TD
1. Craig, Roger .....	202	816	4.0	81t	7
2. Young, Steve .....	96	585	6.1	42	8
3. Watters, Ricky .....	105	481	4.6	21	7
4. Tyler, Wendell .....	73	338	4.6	25	2
5. Montana, Joe .....	54	296	5.5	53	2

### PASSING

Player	Att.	Comp.	Yds.	Pct.	TD	Int.
1. Montana, Joe .....	593	375	4,758	.632	39	17
2. Young, Steve .....	471	292	3,326	.620	20	13
3. Brodie, John .....	143	71	973	.497	4	7
4. Tittle, Y.A. ....	31	18	248	.581	3	3
5. Kemp, Jeff .....	22	7	64	.318	0	1

### RECEIVING

Player	No.	Yds.	Avg.	Long	TD
1. Rice, Jerry .....	124	1,796	14.5	72t	19
2. Jones, Brent .....	60	740	12.3	47	5
3. Taylor, John .....	46	734	16.0	61t	6
4. Clark, Dwight .....	48	726	15.1	39	3
5. Craig, Roger .....	63	606	9.6	40	2
6. Solomon, Freddie .....	34	537	15.8	76t	6
7. Stokes, J.J. ....	28	356	12.7	43	0
8. Rathman, Tom .....	38	327	8.6	22	1
9. Francis, Russ .....	23	277	12.0	27	1
10. Watters, Ricky .....	27	275	10.2	51t	3

### INTERCEPTIONS

Player	No.	Yds.	Avg.	Long	TD
1. Lott, Ronnie .....	8	152	19.0	58t	2
2. Davis, Eric .....	6	50	8.3	44t	1
3. Hicks, Dwight .....	3	49	16.0	27	0
Wright, Eric .....	3	25	8.3	25	0
Ellison, Riki .....	3	20	6.7	12	0
6. McKyer, Tim .....	2	68	34.0	41	0
Brooks, Chet .....	2	66	33.0	38	0
Fuller, Jeff .....	2	48	24.0	48t	1
Turner, Keena .....	2	26	13.0	15	0
Sanders, Deion .....	2	15	7.5	15	0
Vanderbundt, Skip .....	2	4	2.0	4	0
Williamson, Carlton .....	2	2	1.0	2	0



## PUNTING

Player	No.	Yds.	Avg.	Long	BK
1. Helton, Barry .....	35	1,288	36.8	55	0
2. Runager, Max.....	33	1,298	39.3	49	0
3. Thompson, Tommy .....	29	1,093	37.7	55	0
4. Spurrier, Steve.....	29	1,041	35.9	59	0
5. Wilmsmeyer, Klaus .....	22	907	41.2	57	0
6. Miller, Jim .....	12	498	41.5	52	0

## PUNT RETURN YARDS

Player	No.	Yds.	Avg.	FC	Long	TD
1. Taylor, John .....	18	189	10.5	14	45	0
2. McLemore, Dana .....	17	156	9.2	5	28	0
3. Carter, Dexter.....	10	80	8.0	1	31	0
4. Taylor, Bruce.....	5	67	13.4	1	30	0
5. Kirby, Terry .....	5	33	6.6	1	15	0
6. Grant, Alan.....	3	30	10.0	15	0	0
McQuarters, R.W. ....	3	19	6.3	1	19	0

## KICKOFF RETURN YARDS

Player	No.	Yds.	Avg.	Long	TD
1. Carter, Dexter.....	19	341	17.9	34	0
2. Washington, Vic .....	9	250	27.8	97t	1
3. McQuarters, R.W. ....	9	185	20.6	25	0
4. Lawrence, Amos .....	7	165	23.6	47	0
5. Levy, Chuck.....	5	155	31.0	95t	1
6. McLemore, Dana .....	7	142	20.3	26	0
7. Logan, Marc.....	7	126	18.0	50	0

## SACKS

Player	Sacks	Yards Lost
1. Hardman, Cedrick.....	9.0	65.0
2. Board, Dwaine .....	8.0	71.0
3. Haley, Charles.....	7.5	58.5
4. Dean, Fred.....	6.5	50.5
Harris, Tim .....	6.5	41.5
6. Stubbs, Daniel.....	5.0	36.0
Stubblefield, Dana .....	5.0	35.0

## PLAYOFF BOUND

The 49ers have made more playoff appearances than any team in the NFL since 1986. The Niners have won a league-best 10 divisional titles while claiming 12 playoff berths in the last 14 years. Overall, San Francisco has played in 39 post-season games to rank second all-time. The Dallas Cowboys have played in 52 playoff games, the Oakland Raiders rank third with 36 games.



## 49ERS BIG DAYS POSTSEASON

### RUSHING

135 - Roger Craig vs. Minnesota.....	January 1, 1989
128 - Garrison Hearst vs. Green Bay.....	January 3, 1999
125 - Roger Craig vs. Minnesota.....	January 6, 1990
120 - Terry Kirby vs. Minnesota.....	January 3, 1998
118 - Ricky Watters vs. N.Y. Giants.....	January 15, 1994
93 - Roger Craig vs. L.A. Rams.....	January 14, 1990
85 - Ken Willard at Minnesota.....	December 27, 1970
83 - Ricky Watters vs. Washington.....	January 9, 1993
82 - Hugh McElhenny vs. Detroit.....	December 22, 1957
77 - Steve Young vs. Green Bay.....	January 6, 1996
74 - Wendell Tyler vs. Detroit.....	December 31, 1983
73 - Steve Young vs. Washington.....	January 9, 1983

### PASSING

357 - Joe Montana vs. Cincinnati.....	January 22, 1989 (23 of 36)
347 - Joe Montana at Washington.....	January 8, 1984 (27 of 48)
331 - Joe Montana vs. Miami.....	January 20, 1985 (24 of 35)
328 - Steve Young vs. Green Bay.....	January 6, 1996 (32 of 65)
325 - Steve Young vs. San Diego.....	January 29, 1995 (24 of 36)
313 - Steve Young vs. Dallas.....	January 17, 1993 (25 of 35)
309 - Joe Montana vs. N.Y. Giants.....	December 29, 1984 (25 of 39)
304 - Joe Montana vs. N.Y. Giants.....	January 3, 1982 (20 of 31)
297 - Joe Montana vs. Denver.....	January 20, 1990 (22 of 29)
296 - Joe Montana at N.Y. Giants.....	December 29, 1985 (26 of 47)

### RECEIVING

215 - Jerry Rice vs. Cincinnati.....	January 22, 1989 (11 catches)
149 - Jerry Rice vs. San Diego.....	January 29, 1995 (10 catches)
148 - Jerry Rice vs. Denver.....	January 28, 1990 (7 catches)
133 - Jerry Rice at Chicago.....	January 8, 1989 (5 catches)
123 - Jerry Rice vs. Dallas.....	January 17, 1993 (8 catches)
120 - Dwight Clark vs. Dallas.....	January 10, 1982 (8 catches)
120 - Dwight Clark at N.Y. Giants.....	December 29, 1985 (8 catches)
117 - Jerry Rice vs. Green Bay.....	January 6, 1996 (11 catches)
114 - Jerry Rice vs. Minnesota.....	January 6, 1990 (6 catches)
112 - Brent Jones vs. Green Bay.....	January 6, 1996 (8 catches)
112 - Dwight Clark vs. N.Y. Giants.....	December 29, 1984 (9 catches)

### TOTAL YARDS RUSHING AND RECEIVING

220 - Jerry Rice vs. Cincinnati.....	January 22, 1989 (5 rush., 215 rec.)
178 - Hugh McElhenny vs. Detroit.....	December 22, 1957 (82 rush., 96 rec.)
172 - Roger Craig vs. Cincinnati.....	January 22, 1989 (101 rush., 71 rec.)
164 - Ricky Watters vs. N.Y. Giants.....	January 15, 1994 (118 rush., 46 rec.)
161 - Roger Craig vs. Minnesota.....	January 1, 1989 (135 rush., 26 rec.)
144 - Terry Kirby vs. Minnesota.....	January 3, 1998 (120 rush., 24 rec.)
143 - Garrison Hearst vs. Green Bay.....	January 3, 1999 (128 rush., 15 rec.)
140 - Roger Craig vs. Miami.....	January 20, 1985 (58 rush., 82 rec.)
138 - Ricky Watters vs. Dallas.....	January 17, 1993 (69 rush., 69 rec.)
135 - Wendell Tyler vs. Miami.....	January 20, 1985 (65 rush., 70 rec.)
133 - Roger Craig vs. L.A. Rams.....	January 14, 1990 (93 rush., 40 rec.)
108 - Ricky Watters vs. San Diego.....	January 29, 1995 (61 rush., 47 rec.)

### POSTSEASON PRODUCTION

San Francisco is tied for the NFL's second-best winning percentage in post-season history. The 49ers have gone 24-15 (.615) in 20 postseasons. The Green Bay Packers are first with a 22-10 (.688) record, while Dallas ties the 49ers for second at 32-20 (.615).



## 49ERS LONGEST PLAYS POSTSEASON

### TOP-10 LONG RUNS FROM SCRIMMAGE

80t	Roger Craig vs. Minnesota	January 8, 1989
71	Hugh McElhenny vs. Detroit	December 22, 1957
53	Joe Montana vs. N.Y. Giants	December 29, 1984
42	Steve Young vs. Minnesota	January 9, 1988
41	Steve Young vs. Green Bay	January 6, 1996
39	Roger Craig vs. Chicago	January 6, 1989
29	Roger Craig vs. Minnesota	January 6, 1990
27	Vic Washington vs. Washington	January 26, 1971
25	Wendell Tyler vs. Chicago	January 6, 1985
25	Ricky Patton vs. N.Y. Giants	January 3, 1982

### TOP-10 LONG PASSES

78t	John Brodie to Gene Washington vs. Washington	December 26, 1970
76t	Joe Montana to Freddie Solomon at Washington	January 8, 1984
72t	Joe Montana to Jerry Rice vs. Minnesota	January 6, 1990
61t	Joe Montana to John Taylor vs. N.Y. Giants	January 20, 1991
61t	Joe Montana to Jerry Rice at Chicago	January 8, 1984
58t	Joe Montana to Freddie Solomon vs. N.Y. Giants	January 3, 1982
52	John Brodie to Gene Washington vs. Dallas	December 23, 1972
51t	Steve Young to Ricky Watters vs. San Diego	January 29, 1995
48	Steve Young to Terrell Owens vs. Minnesota	January 3, 1998
47	Joe Montana to Brent Jones vs. Washington	January 12, 1991
47t	Y.A. Tittle to Hugh McElhenny vs. Detroit	December 22, 1957

### TOP-5 LONG PUNT RETURNS

45	John Taylor vs. Cincinnati	January 22, 1989
31	John Taylor vs. N.Y. Giants	January 20, 1991
31	Dexter Carter vs. N.Y. Giants	January 15, 1994
30	Bruce Taylor at Minnesota	December 27, 1970
28	Dana McLemore vs. Miami	January 20, 1985

### TOP-5 LONG KICKOFF RETURNS

97t	Vic Washington vs. Dallas	December 23, 1972
95t	Chuck Levy vs. Green Bay	January 11, 1998
50	Marc Logan vs. Dallas	January 17, 1993
47	Amos Lawrence vs. N.Y. Giants	January 3, 1982
34	Dexter Carter vs. N.Y. Giants	January 15, 1995

### TOP-5 LONG INTERCEPTION RETURNS

61t	Michael Carter vs. Washington	January 12, 1991
58t	Ronnie Lott vs. Minnesota	January 6, 1990
48t	Jeff Fuller vs. Minnesota	January 9, 1988
44t	Eric Davis vs. Dallas	January 15, 1995
41	Tim McKyer vs. Minnesota	January 6, 1990

### LONG FUMBLE RETURNS

15	Daniel Stubbs vs. Denver	January 20, 1990
----	--------------------------	------------------

## GROUND GAME

The 49ers have been difficult to beat in the postseason when they get their running game going. San Francisco is 22-4 when rushing for more than 100 yards and 8-0 when going over the 150-yard mark in the postseason. The 49ers are 19-2 when carrying the ball 30 times-or-more during the playoffs.



## 49ERS PLAYOFF HISTORY

### '57 *Detroit Lions 31, 49ers 27* NFL Divisional Playoff December 22 at Kezar Stadium (San Francisco, CA)

San Francisco makes their first playoff appearance as an NFL team a memorable one, but come up a bit short against the Detroit Lions at venerable Kezar Stadium.

**QB Y.A. Tittle** completed 18-of-31 passes for 248 yards and three touchdowns for the 49ers. Tittle connected with **HB R.C. Owens** on a 34-yard scoring toss to record the first ever postseason touchdown for San Francisco. He also had touchdown connections with **RB Hugh McElhenny** and **WR Billy Wilson**. McElhenny caught six passes for a game-high 96 yards and rushed for 82 yards on 14 carries.

Lions .....	0	7	14	10	-	31
49ers .....	14	10	3	0	-	27

- 49ers — Owens 34 pass from Tittle (Soltau kick)
- 49ers — McElhenny 47 pass from Tittle (Soltau kick)
- Lions — Junker 4 pass from Rote (Martin kick)
- 49ers — Wilson 12 pass from Tittle (Soltau kick)
- 49ers — Soltau 25 field goal
- 49ers — Soltau 10 field goal
- Lions — Tracy 2 run (Martin kick)
- Lions — Tracy 58 run (Martin kick)
- Lions — Gedman 3 run (Martin kick)
- Lions — Martin 14 field goal

### '70 *49ers 17, Minnesota 14* NFC Divisional Playoff December 27 at Metropolitan Stadium (Bloomington, MN)

**QB John Brodie** scored on a one-yard run with just under two minutes remaining to provide the difference as the 49ers claimed a 17-14 decision over Minnesota at a frigid Metropolitan Stadium.

San Francisco was trailing 7-0 in the first quarter when Brodie connected with **WR Dick Witcher** on a 24-yard scoring toss. Brodie completed 16-of-32 passes for 201 yards and one touchdown.

49ers .....	7	3	0	7	-	17
Vikings .....	7	0	0	7	-	14

- Vikings — Krause 22 fumble recovery (Cox kick)
- 49ers — Witcher 24 pass from Brodie (Gossett kick)
- 49ers — Gossett 40 field goal
- 49ers — Brodie 1 run (Gossett kick)
- Vikings — Washington 24 pass from Cuzzo (Cox kick)

### '70 *Dallas Cowboys 17, 49ers 10* NFC Championship January 3 at Kezar Stadium (San Francisco, CA)

**QB John Brodie** passed for 262 yards and one touchdown, but it wasn't enough as the Cowboys advanced to Super Bowl V with a 17-10 win over the 49ers at Kezar Stadium.

**RB Duane Thomas** rushed for 143 yards and scored on 13-yard run in the third quarter to put Dallas ahead 10-3. Later in the quarter **QB Craig Morton** connected with **RB Walt Garrison** on a five-yard toss to put the Cowboys up 17-3.

San Francisco would add their final score on their next possession with a 26-yard Brodie to **WR Dick Witcher** touchdown, capping an eight-play, 73-yard drive.



Cowboys .....	0	3	14	0	-	17
49ers .....	3	0	7	0	-	10

- 49ers — Gossett 16 field goal  
 Cowboys — Clark 21 field goal  
 Cowboys — Thomas 13 run (Clark kick)  
 Cowboys — Garrison 5 pass from Morton (Clark kick)  
 49ers — Witcher 26 pass from Brodie (Gossett kick)

# '71

**49ers 24, Washington Redskins 20**

**NFC Divisional Playoff**

**December 26 at Candlestick Park (San Francisco, CA)**

QB **John Brodie** completed 10-of-19 passes for 176 yards and two touchdowns as San Francisco advanced to the NFC Championship Game with a 24-20 win over Washington at a wet and windy Candlestick Park.

Brodie hit WR **Gene Washington** on a 78-yard play for his first touchdown of the game that helped tie the score at 10-10. On the next 49er possession Brodie connected with WR **Bob Windsor** on a two-yard toss into the corner of the end zone that led to a 17-10 lead.

The 49ers would insure the victory when DT **Bob Hoskins** pounced on an errant snap from center and recovered for a touchdown with just under three minutes remaining in the game. LB **Frank Nunley** led the defensive effort with 11 tackles and a blocked field goal.

Redskins .....	7	3	3	7	-	20
49ers .....	0	3	14	7	-	24

- Redskins — Smith 5 pass from Kilmer (Knight kick)  
 49ers — Gossett 23 field goal  
 Redskins — Knight 40 field goal  
 49ers — Washington 78 pass from Brodie (Gossett kick)  
 49ers — Windsor 2 pass from Brodie (Gossett kick)  
 Redskins — Knight 36 field goal  
 49ers — Hoskins recovered fumble in end zone (Gossett kick)  
 Redskins — Brown 16 pass from Kilmer (Knight kick)

# '71

**Dallas Cowboys 14, 49ers 3**

**NFC Championship**

**January 2 at Texas Stadium (Irving, TX)**

San Francisco and Dallas combined for just 483 yards of total offense in a low-scoring affair at Texas Stadium. The Cowboys received rushing touchdowns from RB Calvin Hill and RB Duane Thomas as they posted a 14-3 win and earned a bid to Super Bowl VI.

San Francisco was paced offensively by RB **Vic Washington** with 86 yards of total offense. QB **John Brodie** completed 14-of-30 passes for 184 yards, but was intercepted three times.

DE **Cedrick Hardman** had a big game with 12 tackles, including two sacks. DE **Tommy Hart** and LB **Frank Nunley** had 11 tackles each.

49ers .....	0	0	3	0	-	3
Cowboys .....	0	7	0	7	-	14

- Cowboys — Hill 1 run (Clark kick)  
 49ers — Gossett 28 field goal  
 Cowboys — D. Thomas 2 run (Clark kick)



'72

*Dallas Cowboys 30, 49ers 28**NFC Divisional Playoff**December 23 at Candlestick Park (San Francisco, CA)*

QB Roger Staubach came off the bench to rally the Dallas Cowboys with two touchdown passes in the closing minutes of regulation to post a 30-28 come-from-behind win over the 49ers.

Staubach connected with WR Billy Parks on a 20-yard touchdown with one 1:30 remaining in the game. On the ensuing onside-kick the Cowboys recovered and three plays later Staubach connected with WR Ron Sellers for the game winner.

The outcome overshadowed several sparkling individual efforts for the 49ers. **RB Vic Washington** set a club record with his 97-yard touchdown return of the opening kickoff. **RB Larry Schreiber** also established a then club record by scoring three rushing touchdowns.

**LB Ed Beard** led the Niner defense with 10 tackles while **DE Cedrick Hardman** added three sacks.

Cowboys .....	3	10	0	17	-	30
49ers .....	7	14	7	0	-	28

49ers — Washington 97 kickoff return (Gossett kick)

Cowboys — Fritsch 37 field goal

49ers — Schreiber 1 run (Gossett kick)

49ers — Schreiber 1 run (Gossett kick)

Cowboys — Fritsch 45 field goal

Cowboys — Alworth 28 pass from Morton (Fritsch kick)

49ers — Schreiber 1 run (Gossett kick)

Cowboys — Fritsch 27 field goal

Cowboys — Parks 20 pass from Staubach (Fritsch kick)

Cowboys — Sellers 10 pass from Staubach (Fritsch kick)

'81

*49ers 38, New York Giants 24**NFC Divisional Playoff**January 3 at Candlestick Park (San Francisco, CA)*

San Francisco returned to the playoffs for the first time since 1972 and posted their first post-season win since 1971 with a 38-24 triumph over the visiting New York Giants.

Aiding the 49er cause was **CB Ronnie Lott** who intercepted two passes, including one he returned 20 yards for a touchdown, and recorded five tackles.

Offensively, the Niners were paced by **QB Joe Montana** who completed 20-of-31 passes for 304 yards and two touchdowns. Montana hit **TE Charle Young** on an eight-yard toss in the first quarter and connected with **WR Freddie Solomon** on a 58-yard strike in the second. Solomon finished the day with six receptions for 107 yards. He was joined by **WR Dwight Clark** who had five receptions for 104 yards.

Giants .....	7	3	7	7	-	24
49ers .....	7	17	0	14	-	38

49ers — Young 8 pass from Montana (Wersching kick)

Giants — Gray 72 pass from Brunner (Danelo kick)

49ers — Wersching 22 field goal

49ers — Solomon 58 pass from Montana (Wersching kick)

49ers — Patton 25 run (Wersching kick)

Giants — Danelo 48 field goal

Giants — Perkins 59 pass from Brunnner (Danelo kick)

49ers — Ring 3 run (Wersching kick)

49ers — Lott 20 interception (Wersching kick)

Giants — Perkins 17 pass from Brunner (Danelo kick)



'81

**49ers 28, Dallas Cowboys 27****NFC Championship****January 10 at Candlestick Park (San Francisco, CA)**

In the most memorable playoff game to date, the 49ers and Cowboys staged an epic battle. In what was a fitting ending for some and a heartbreaking one for others, it was the 49ers who came out on top 28-27.

**QB Joe Montana** capped a brilliant day with a six-yard touchdown pass to **WR Dwight Clark** late in the fourth quarter to overcome a six-point deficit. "The Catch," as it would come to be known, capped a 13-play, 89-yard drive that took over four minutes off the clock.

Montana finished the day with 286 yards on 22-of-35 passing and three touchdowns. Clark had one of his finest days, posting eight receptions for 120 yards and two touchdowns.

**CB Carlton Williamson** led the defensive charge with 12 tackles. **LB Jack Reynolds** added nine stops and **DT Archie Reese** added six.

Cowboys .....	10	7	0	10	-	27
49ers .....	7	7	7	7	-	28

- 49ers — Solomon 8 pass from Montana (Wersching kick)
- Cowboys — Septien 44 field goal
- Cowboys — Hill 26 pass from White (Septien kick)
- 49ers — Clark 20 pass from Montana (Wersching kick)
- Cowboys — Dorsett 5 run (Septien kick)
- 49ers — Davis 2 run (Wersching kick)
- Cowboys — Septien 22 field goal
- Cowboys — Cosbie 21 pass from White (Septien kick)
- 49ers — Clark 6 pass from Montana (Wersching kick)

'81

**49ers 26, Cincinnati Bengals 21****Super Bowl XVI****January 24 at Silverdome (Pontiac, MI)**

**QB Joe Montana** accounted for two first half touchdowns and **K Ray Wersching** added two field goals as San Francisco built a 20-0 lead at the half and held on for a 26-21 victory over the Bengals for their first Super Bowl Championship.

Montana scored on a one-yard run in the first quarter and in the second he led the team on a 12-play, 92-yard drive that resulted in an 11-yard scoring toss to **FB Earl Cooper**. For the game, Montana completed 14-of-22 passes for 157 yards.

Wersching also had an impressive outing. The veteran kicker connected on all four field goal attempts in the game, hitting from 22, 26, 40 and 23 yards.

The 49er defense kept the potent Bengal attack in check for much of the game. Cincinnati QB Ken Anderson warmed up in the second half with three touchdowns, two of them pass plays to TE Dan Ross, but two fourth quarter field goals by Wersching put the game out of reach.

**LB Jack Reynolds** keyed the 49er defense with seven tackles and one sack. **LB Bob Leopold** also recorded seven tackles and **NT Archie Reese** added six stops.

49ers .....	7	13	0	6	-	26
Bengals .....	0	0	7	14	-	21

- 49ers — Montana 1 run (Wersching kick)
- 49ers — Cooper 11 pass from Montana (Wersching kick)
- 49ers — Wersching 22 field goal
- 49ers — Wersching 26 field goal
- Bengals — Anderson 5 run (Breech kick)
- Bengals — Ross 4 pass from Anderson (Breech kick)
- 49ers — Wersching 40 field goal
- 49ers — Wersching 23 field goal
- Bengals — Ross 3 pass from Anderson (Breech kick)



'83

*49ers 24, Detroit Lions 23**NFC Divisional Playoff**December 31 at Candlestick Park (San Francisco, CA)*

WR **Freddie Solomon** caught a 14-yard touchdown pass from QB **Joe Montana** with two minutes remaining in the game to give San Francisco a 24-23 win over the visiting Detroit Lions and earn a berth in the NFC Championship Game.

San Francisco's defense kept the team alive on several occasions, intercepting Detroit QB Gary Danielson five times. LB **Riki Ellison** had two interceptions while LB **Keena Turner**, S **Dwight Hicks** and CB **Ronnie Lott** had one apiece.

RB **Wendell Tyler** and RB **Roger Craig** each scored a touchdown for San Francisco. Tyler rushed for 74 yards on 17 carries and also caught two passes for 15 yards. Craig led the Niners in receiving with seven receptions for 61 yards.

Lions .....	3	6	0	14	-	23
49ers .....	7	7	3	7	-	24

Lions	— Murray 37 field goal
49ers	— Craig 1 run (Wersching kick)
49ers	— Tyler 2 run (Wersching kick)
Lions	— Murray 21 field goal
Lions	— Murray 54 field goal
49ers	— Wersching 19 field goal
Lions	— Sims 11 run (Murray kick)
Lions	— Sims 3 run (Murray kick)
49ers	— Solomon 14 pass from Montana (Wersching kick)

'83

*Washington Redskins 24, 49ers 21**NFC Championship**January 8 at RFK Stadium (Washington, DC)*

Mark Moseley connected on a 25-yard field goal with 40 seconds remaining to hand San Francisco a heartbreaking 24-21 defeat in the NFC Championship Game at RFK Stadium.

The defeat was especially hard to swallow after the 49ers fought back from a 21-0 deficit with 21 fourth-quarter points. QB **Joe Montana** hit WR **Mike Wilson** on a five-yard scoring strike 30 seconds into the fourth, snapping the shutout. On the next 49er possession, Montana hit WR **Freddie Solomon** on a 76-yard bomb to pull within seven at 21-14.

The Redskins were three and out on their next possession, which led to another Montana-to-Wilson touchdown and a tie ballgame. Unfortunately for the 49ers, the Redskins would launch a six-minute drive that led to the Moseley field goal and the end of the season.

Montana finished the game with his typically excellent numbers: 27-of-48 passes for 347 yards and three touchdowns. Solomon caught eight passes for 106 yards and one touchdown.

DT **Pete Kugler** led the defensive charge with 10 tackles. He was joined by S **Carlton Williamson** with eight tackles, and linebackers **Riki Ellison** and **Keena Turner** had six stops each.

49ers .....	0	0	0	21	-	21
Redskins .....	0	7	14	3	-	24

Redskins	— Riggins 4 run (Moseley kick)
Redskins	— Riggins 1 run (Moseley kick)
Redskins	— Brown 70 pass from Theismann (Moseley kick)
49ers	— Wilson 5 pass from Montana (Wersching kick)
49ers	— Solomon 76 pass from Montana (Wersching kick)
49ers	— Wilson 12 pass from Montana (Wersching kick)
Redskins	— Moseley 25 field goal



'84

49ers 21, New York Giants 10

NFC Divisional Playoff

December 29 at Candlestick Park (San Francisco, CA)

**QB Joe Montana** rushed for 63 yards, passed for 309 yards and the 49ers earned a date in the NFC Championship with a 21-10 win over the New York Giants.

San Francisco drew first blood when Montana hooked up with his favorite target, **WR Dwight Clark** on a 21-yard scoring toss just three minutes into the first quarter. Clark would finish the day with 112 yards on nine receptions.

On the Giants next possession, it was **S Ronnie Lott** who intercepted a QB Phil Simms pass and returned it 38 yards to the New York 12-yard line. Two plays later, Montana hit **TE Russ Francis** on a nine-yard strike to extend the lead to 14-0.

New York would pull within three following LB Harry Carson's interception and touchdown return of a tipped Montana pass seven minutes into the second quarter. Three minutes later, the 49ers answered when Montana hit **WR Freddie Solomon** on a 29-yard scoring completion to put San Francisco up 21-10.

**DE Fred Dean** recorded seven tackles and two sacks for the inspired 49er defense. **LB Jack Reynolds** added five tackles.

Giants.....	0	10	0	0	-	10
49ers.....	14	7	0	0	-	21

- 49ers — Clark 21 pass from Montana (Wersching kick)
- 49ers — Francis 9 pass from Montana (Wersching kick)
- Giants — Haji-Sheikh 46 field goal
- Giants — Carson 14 interception return (Haji-Sheikh kick)
- 49ers — Solomon 29 pass from Montana (Wersching kick)

'84

49ers 23, Chicago Bears 0

NFC Championship

January 6 at Candlestick Park (San Francisco, CA)

San Francisco advanced to Super Bowl XIX with a 23-0 win over the visiting Chicago Bears. The story of the day was the 49er defense that recorded nine sacks and held the Bears to 186 yards of total offense.

Leading the charge for the defense were **DE Gary Johnson** and **DT Michael Carter**. Neither Johnson nor Carter were starters in the game, yet they led the squad with two sacks and six tackles each. **LB Riki Ellison** recorded a team-high eight tackles.

Offensively, San Francisco was led by **QB Joe Montana** and **RB Wendell Tyler**. Montana threw for 233 yards and one touchdown, a 10-yard toss to **WR Freddie Solomon** in the fourth quarter. Tyler had 68 yards on 10 carries, and he scored on a nine-yard jaunt early in the third quarter.

Bears.....	0	0	0	0	-	0
49ers.....	3	3	7	10	-	23

- 49ers — Wersching 21 field goal
- 49ers — Wersching 22 field goal
- 49ers — Tyler 9 run (Wersching kick)
- 49ers — Solomon 10 pass from Montana (Wersching kick)
- 49ers — Wersching 34 field goal



# '84

*49ers 38, Miami Dolphins 16  
Super Bowl XIX  
January 20 at Stanford Stadium (Palo Alto, CA)*

**QB Joe Montana** passed for 331 yards and accounted for four touchdowns to lead San Francisco to a 38-16 win over the Miami Dolphins. For his efforts Montana was named as the Super Bowl MVP for the second time in his career. The game was played at nearby Stanford Stadium in Palo Alto in front of 84,059 fans.

Montana's first touchdown of the day came on a 33-yard strike to **RB Carl Monroe** late in the first quarter. He followed that with an eight-yard scoring toss to **RB Roger Craig** in the second, and on the next 49er possession Montana added his third score of the day, this time taking it in himself on a six-yard run.

His fourth and final score of the day came on a 16-yard pass to Craig midway through the third quarter. Craig also had an impressive day totaling 135 yards of total offense and adding two scores.

San Francisco rolled up an impressive 537 yards of total offense in the game, including 211 rushing yards.

**S Carlton Williamson** and **CB Eric Wright** each intercepted a **QB Dan Marino** pass. **LB Keena Turner** led the team with six tackles.

Dolphins.....	10	6	0	0	-	16
49ers.....	7	21	10	0	-	38

Dolphins	— von Schamann 37 field goal
49ers	— Monroe 33 pass from Montana (Wersching kick)
Dolphins	— Johnson 2 pass from Marino (von Schamann kick)
49ers	— Craig 8 pass from Montana (Wersching kick)
49ers	— Montana 6 run (Wersching kick)
49ers	— Craig 2 run (Wersching kick)
Dolphins	— von Schamann 31 field goal
Dolphins	— von Schamann 30 field goal
49ers	— Wersching 27 field goal
49ers	— Craig 16 pass from Montana (Wersching kick)

# '85

*New York Giants 17, 49ers 3  
NFC Wild Card  
December 28 at Giants Stadium (Meadowlands, NJ)*

San Francisco posted more yards of total offense than the host Giants, yet it wasn't enough as New York rolled up a 17-3 win in the NFC Wild Card Game.

**QB Joe Montana** completed 26-of-47 passes for 296 yards for the 49ers in the losing effort. **WR Dwight Clark** caught a personal postseason-best eight passes for 120 yards.

The Giants were led by **RB Joe Morris** who gained 141 yards on the ground and **QB Phil Simms** passed for 181 yards and two touchdowns.

Defensively, San Francisco was paced by **LB Keena Turner** with seven tackles and **S Ronnie Lott**, who added five stops.

49ers.....	0	3	0	0	-	3
Giants.....	3	7	7	0	-	17

Giants	— Schubert 47 field goal
Giants	— Bavaro 18 pass from Simms (Schubert kick)
49ers	— Wersching 21 field goal
Giants	— Hasselbeck 3 pass from Simms (Schubert kick)



'86

*New York Giants 49, 49ers 3**NFC Divisional Playoff**January 4 at Giants Stadium (Meadowlands, NJ)*

QB Phil Simms threw four touchdown passes and RB Joe Morris rushed for 159 yards as the New York Giants defeated San Francisco for the second consecutive season in a playoff game at Giants Stadium.

San Francisco was held to 29 yards on the ground and 184 yards of total offense by a Giant defense led by LB Lawrence Taylor and LB Harry Carson. Carson posted nine tackles and Taylor returned an interception 34 yards for a touchdown.

Simms threw four touchdown passes and Morris rushed for 159 yards and two scores to lead a potent New York offense.

49ers.....	3	0	0	0	-	3
Giants.....	7	21	21	0	-	49

- Giants — Bavaro 24 pass from Simms (Allegre kick)
- 49ers — Wersching 26 field goal
- Giants — Morris 45 run (Allegre kick)
- Giants — Johnson 15 pass from Simms (Allegre kick)
- Giants — Taylor 34 interception return (Allegre kick)
- Giants — McConkey 28 pass from Simms (Allegre kick)
- Giants — Mowat 29 pass from Simms (Allegre kick)
- Giants — Morris 2 run (Allegre kick)

'87

*Minnesota Vikings 36, 49ers 24**NFC Divisional Playoff**January 9 at Candlestick Park (San Francisco, CA)*

Minnesota WR Anthony Carter and K Chuck Nelson each established NFL postseason records as the Vikings posted a 36-24 win over hometown San Francisco at Candlestick Park.

Carter caught 10 passes from QB Wade Wilson for an NFL postseason record 227 yards. Carter broke the old record of 198 yards that was set by E Tom Fears of the Los Angeles Rams in 1950 against the Chicago Bears.

Nelson set his record by kicking five field goals, breaking the old mark of four that was done eight times.

San Francisco was led offensively by QB Steve Young, who spelled QB Joe Montana early in the second half. Young completed 12-of-17 passes for 158 yards and one touchdown. He also ran for a team-high 72 yards on six carries and had a five-yard touchdown run.

S Jeff Fuller established a new 49er postseason record when he returned an interception 48 yards for a touchdown in the third quarter. LB Mike Walter posted nine tackles and S Ronnie Lott added eight.

Vikings.....	3	17	10	6	+	36
49ers.....	3	0	14	7	-	24

- Vikings — Nelson 21 field goal
- 49ers — Wersching 43 field goal
- Vikings — Hilton 7 pass from Wilson (Nelson kick)
- Vikings — Nelson 23 field goal
- Vikings — Rutland 45 interception return (Nelson kick)
- 49ers — Fuller 48 interception return (Wersching kick)
- Vikings — Jones 5 pass from Wilson (Nelson kick)
- 49ers — Young 5 run (Wersching kick)
- Vikings — Nelson 40 field goal
- Vikings — Nelson 46 field goal
- 49ers — Frank 16 pass from Young (Wersching kick)
- Vikings — Nelson 23 field goal



# '88

## 49ers 34, Minnesota Vikings 9

### NFC Divisional Playoff

#### January 1 at Candlestick Park (San Francisco, CA)

**RB Roger Craig** and **WR Jerry Rice** entered the NFL record books as the 49ers advanced to the NFC Championship Game with a convincing 34-9 win over the visiting Minnesota Vikings at Candlestick.

Rice set a record with three touchdown receptions that he shares with five other players. He scored on receptions of 2, 4 and 11 yards, all thrown by **QB Joe Montana**. Rice closed the day with five receptions for 61 yards.

Craig entered the record book courtesy of his 80-yard touchdown run in the fourth quarter. The run was the longest touchdown run and the longest run from scrimmage in team postseason history. Craig broke the old record established by **RB Marcus Allen** with his 74-yard touchdown run against the Washington Redskins in 1983. Craig finished the day with 135 yards on 21 carries and two touchdowns.

The 49er defense also posted a strong day, recording six sacks, two interceptions and one fumble recovery. **S Ronnie Lott** had a big day with four tackles, two interceptions and three passes defended. **DE Larry Roberts** recorded two and a half sacks.

Vikings.....	3	0	6	0	-	9
49ers.....	7	14	0	13	-	34

Vikings	— Nelson 47 field goal
49ers	— Rice 2 pass from Montana (Cofer kick)
49ers	— Rice 4 pass from Montana (Cofer kick)
49ers	— Rice 11 pass from Montana (Cofer kick)
Vikings	— H. Jones 5 pass from Wilson (Cofer kick)
49ers	— Craig 4 run (Cofer kick)
49ers	— Craig 80 run (Cofer kick)

# '88

## 49ers 28, Chicago Bears 3

### NFC Championship

#### January 8 at Soldier Field (Chicago, IL)

Game time temperatures were in the teens and the wind chill was 26-below zero, but the San Francisco 49ers were hot, as they rolled to a 28-3 win over the Chicago Bears at Soldier Field.

**QB Joe Montana** hit **WR Jerry Rice** on a 61-yard scoring toss in the first quarter and a 27-yard scoring toss in the second as the 49ers took a 14-3 lead into the half. In the third quarter, it was again the mastery of Montana, who connected with **TE John Frank** on a five-yard touchdown pass to extend the lead to 21-3.

**FB Tom Rathman** capped a solid day with a four-yard burst into the end zone with 8:07 remaining in the fourth quarter. Rathman finished with 36 yards rushing and caught five passes for 51 yards.

The San Francisco defensive charge was led by **LB Mike Walter**, who posted a game high 11 tackles and forced a fumble. **S Jeff Fuller** recorded nine tackles and intercepted a pass.

Offensively, Rice finished with 11 receptions for 133 yards and two touchdowns and Montana completed 17-of-27 passes for 288 yards.

49ers.....	7	7	7	7	-	28
Bears.....	0	3	0	0	-	3

49ers	— Rice 61 pass from Montana (Cofer kick)
49ers	— Rice 27 pass from Montana (Cofer kick)
Bears	— Butler 25 field goal
49ers	— Frank 5 pass from Montana (Cofer kick)
49ers	— Rathman 4 run (Cofer kick)



'88

*49ers 20, Cincinnati Bengals 16**Super Bowl XXIII**January 22 at Joe Robbie Stadium (Miami, FL)*

In what proved to be the most exciting Super Bowl game of the decade, it was the play of a collected veteran that delivered San Francisco their third NFL Championship. **QB Joe Montana** connected on 23-of-36 passes for 357 yards, but no completion would be more important than his last.

The game opened as a tight-knit affair with neither team having any ability to move the ball offensively. San Francisco opened the scoring on a 41-yard field goal by **K Mike Cofer** late in the first quarter. The Bengals responded with **K Jim Breech's** 34-yard field goal and the teams headed to the half locked in a 3-3 tie.

The third quarter began with the teams trading field goals before the Bengals broke the touchdown drought. Following a 49er field goal, Cincinnati **KR Stanford Jennings** took the Cofer kickoff and returned it 93 yards for a touchdown.

It didn't take long for San Francisco to respond. Montana hit **WR Jerry Rice** for a 31-yard completion and followed that with a swing pass that **RB Roger Craig** turned into a 40-yard gain. Two plays and 16 seconds later, Montana found Rice in the corner of the end zone for a 10-yard touchdown.

An 11-play, 46-yard drive by the Bengals resulted in a 46-yard field goal by Breech, giving Cincinnati a 16-13 lead and leaving the 49ers just 3:20 left on the clock. San Francisco received the kickoff and returned it to the 20, but a penalty moved the ball back to the eight-yard line. What happened next is the stuff of legend.

Montana connected on five consecutive passes to move the ball to the Bengals 35. A holding penalty moved the ball back 10 yards, but Montana responded with a 27-yard completion to Rice and another first down. A quick hit to Craig followed by a timeout left the Niners with second and two from the Bengals 10-yard line. Following the timeout, Montana hit **WR John Taylor** in the middle of the end zone for a touchdown and San Francisco had their third Super Bowl title of the decade.

Bengals.....	0	3	10	3	-	16
49ers.....	3	0	3	14	-	20

- 49ers — Cofer 41 field goal
- Bengals — Breech 34 field goal
- Bengals — Breech 43 field goal
- 49ers — Cofer 32 field goal
- Bengals — Jennings 93 kickoff return
- 49ers — Rice 14 pass from Montana (Cofer kick)
- Bengals — Breech 40 field goal
- 49ers — Taylor 10 pass from Montana (Cofer kick)

'89

*49ers 41, Minnesota Vikings 13**NFC Divisional Playoff**January 6 at Candlestick Park (San Francisco, CA)*

**QB Joe Montana** threw four touchdown passes and **RB Roger Craig** rushed for 118 yards as the 49ers advanced to the NFC Championship Game with a convincing 41-13 win over the visiting Minnesota Vikings at Candlestick Park.

The Vikings opened the scoring on a **K Rich Karlis** field goal nine minutes into the first quarter, but from that point on it was all San Francisco. The 49ers erupted for 28 consecutive points before halftime to put the game away early.

Just 20 seconds after the Vikings initial score, Montana connected with **WR Jerry Rice** for the first of his four touchdown passes of the afternoon. The play started simply enough before, in true Rice fashion, he turned a seven-yard gain into a 72-yard touchdown. Following an interception by **S Chet Brooks**, Montana hit **TE Brent Jones** for an eight-yard touchdown pass and the rout was on.

Montana would add touchdown passes to **WR John Taylor** and another to Rice before handing the game over to reserve **QB Steve Young**. On the day, Montana completed 17-of-24 passes for 241 yards.

The 49er defense would also contribute a score, courtesy of **S Ronnie Lott** who intercepted a QB Tommy Kramer pass and returned it 58 yards for the touchdown.



Vikings.....	3	0	3	7	-	13
49ers.....	7	20	0	14	-	41

Vikings	— Karlis 38 field goal
49ers	— Rice 72 pass from Montana (Cofer kick)
49ers	— Jones 8 pass from Montana (Cofer kick)
49ers	— Taylor 8 pass from Montana (Cofer kick)
49ers	— Rice 13 pass from Montana (Cofer kick)
Vikings	— Karlis 44 field goal
49ers	— Lott 58 interception return (Cofer kick)
49ers	— Craig 4 run (Cofer kick)
Vikings	— Fenney 3 run (Karlis kick)

# '89

*49ers 30, Los Angeles Rams 3*

*NFC Championship*

*January 14 at Candlestick Park (San Francisco, CA)*

The 49er defense intercepted QB Jim Everett three times and held the Los Angeles Rams to 156 yards of total offense as San Francisco earned their fourth trip to the Super Bowl this decade with a 30-3 win at Candlestick Park in the NFC Championship.

San Francisco QB **Joe Montana** was superb in his direction of the 49er offense, completing 26-of-30 passes for 262 yards and two touchdowns. His first touchdown pass of the game came with 11:27 remaining in the second quarter when he hit TE **Brent Jones** on a 20-yard strike to give the 49ers a 7-3 lead.

CB **Tim McKyer** intercepted an Everett pass giving the 49ers possession at the Los Angeles 27-yard line. A five-play drive culminated in a one-yard touchdown run by RB **Roger Craig**.

It wouldn't take long for San Francisco to strike again. Gaining possession with 3:10 remaining in the second, Montana calmly directed a 14-play, 97-yard drive that ended with an 18-yard scoring toss to WR **John Taylor**.

K **Mike Cofer** accounted for the final nine points on three field goals in the second half.

Offensively, Montana was joined by Craig who rushed for 94 yards on 24 carries. WR **Jerry Rice** caught six passes for 55 yards and FB **Tom Rathman** added 63 yards rushing and 48 yards receiving.

Rams.....	3	0	0	0	-	3
49ers.....	0	21	3	6	-	30

Rams	— Lansford 23 field goal
49ers	— Jones 20 pass from Montana (Cofer kick)
49ers	— Craig 1 run (Cofer kick)
49ers	— Taylor 18 pass from Montana (Cofer kick)
49ers	— Cofer 28 field goal
49ers	— Cofer 36 field goal
49ers	— Cofer 25 field goal

# '89

*49ers 55, Denver Broncos 10*

*Super Bowl XXIV*

*January 28 at Louisiana Superdome (New Orleans, LA)*

WR **Jerry Rice** scored three touchdowns, FB **Tom Rathman** scored twice and QB **Joe Montana** earned his third Super Bowl MVP award as the San Francisco 49ers cruised to their fourth NFL Championship of the decade with a resounding 55-10 win over the Denver Broncos. The game was played before a crowd of 72,919 at the Louisiana Superdome in New Orleans, LA.

Rice scored on touchdown catches of 20, 38 and 28 yards en route to a seven-reception, 148-yard outing. Rathman scored his two touchdowns on runs of one and three yards.

The real story of the game was the play of Montana. He completed a sensational 22-of-29 pass-



es for 297 yards and five touchdowns. He was masterful in his direction of the 49er offense, leading the team on scoring drives of 66, 69 and 71 yards.

The 49er defense proved to be as devastating as the offense. San Francisco harassed Denver QB John Elway all game, intercepting him twice and sacking him on six occasions. **DE Daniel Stubbs** led the way with two sacks and was joined by four others who had one sack each. **DE Kevin Fagan** had six tackles and **LB Matt Millen** added five.

49ers .....	13	14	14	14	-	55
Broncos .....	3	0	7	0	-	10

49ers	— Rice 20 pass from Montana (Cofer kick)
Broncos	— Treadwell 42 field goal
49ers	— Jones 7 pass from Montana (kick failed)
49ers	— Rathman 1 run (Cofer kick)
49ers	— Rice 38 pass from Montana (Cofer kick)
49ers	— Rice 28 pass from Montana (Cofer kick)
49ers	— Taylor 35 pass from Montana (Cofer kick)
Broncos	— Elway 3 run (Treadwell kick)
49ers	— Rathman 3 run (Cofer kick)
49ers	— Craig 1 run (Cofer kick)

## '90 49ers 28, Washington Redskins 10

### NFC Divisional Playoff

### January 12 at Candlestick Park (San Francisco, CA)

QB Joe Montana completed 22-of-31 passes for 274 yards and two touchdowns as San Francisco advanced to the NFC Championship with a 28-10 win over the visiting Washington Redskins.

The Redskins opened the scoring on a 31-yard touchdown reception from QB Mark Rypien to WR Art Monk. The 49ers answered with a one-yard touchdown run by **FB Tom Rathman** that capped an eight-play, 74-yard drive to tie the score at 7-7.

Washington added a 44-yard field goal by K Chip Lohmiller just before the end of the first quarter to take a 10-7 lead. That would be all of the scoring for the Redskins as the 49ers would reel off 21 consecutive points over the next three quarters.

Montana hit **WR Jerry Rice** on a 10-yard strike to cap a 10-play drive, giving San Francisco their first lead of the game four minutes into the second quarter. Five minutes later, the 49ers would extend their lead to 21-10 thanks to an eight-yard touchdown pass from Montana to **WR Mike Sherrard**.

It was the 49er defense that would cap the scoring for the day. Following a scoreless third quarter, **DT Michael Carter** intercepted a Rypien pass that had been tipped by **DE Charles Haley** and returned it 61 yards for a touchdown.

**CB Don Griffin** and **DE Kevin Fagan** had seven tackles each to lead the 49er defense.

Redskins .....	10	0	0	0	-	10
49ers .....	7	14	0	7	-	28

Redskins	— Monk 31 pass from Rypien (Lohmiller kick)
49ers	— Rathman 1 run (Cofer kick)
Redskins	— Lohmiller 44 field goal
49ers	— Rice 10 pass from Montana (Cofer kick)
49ers	— Sherrard 8 pass from Montana (Cofer kick)
49ers	— Carter 61 interception return (Cofer kick)



'90

*New York Giants 15, 49ers 13**NFC Championship**January 20 at Candlestick Park (San Francisco, CA)*

Kickers and defense were the story of the day at Candlestick as the Giants used five field goals from K Matt Bahr to defeat the 49ers 15-13. The Giant defense was just that, holding the 49ers to 39 yards on the ground.

In the first two quarters, it was Bahr and 49er **K Mike Cofer** who provided all the scoring. Bahr connected on a pair of field goals from 28 and 42 yards out. Cofer added field goals of 47 and 35 yards, and the teams entered the half in a 6-6 tie.

San Francisco opened the scoring in the third quarter on a 61-yard touchdown pass to **WR John Taylor** from **QB Joe Montana** to take a 13-6 lead. From that point on, it was all New York and Matt Bahr.

Bahr kicked field goals of 46 and 38 yards to pull the Giants within one at 13-12 with 5:47 remaining. San Francisco took over at their own 20-yard line, but five plays later DT Erik Howard forced a 49er fumble and LB Lawrence Taylor recovered at the Giant 43-yard line with 2:36 remaining. A pair of QB Jeff Hostetler completions to TE Mark Bavaro and WR Stephen Baker had the Giants in field goal range at the 49er 29-yard line with 1:10 remaining in the contest. Three plays later Bahr added his fifth field goal of the day, this one from 42 yards away, as time expired.

Montana completed 18-of-26 passes for 190 yards and one touchdown. Taylor caught two passes for 75 yards, including the 61-yard touchdown. **WR Jerry Rice** added five catches for 54 yards.

Defensively, San Francisco was led by **LB Bill Romanowski's** seven tackles. **DT Jim Burt**, **DT Pierce Holt** and **DE Charles Haley** added one sack each.

Giants.....	3	3	3	6	-	15
49ers.....	3	3	7	0	-	13

49ers	— Cofer 47 field goal
Giants	— Bahr 28 field goal
Giants	— Bahr 42 field goal
49ers	— Cofer 35 field goal
49ers	— Taylor 61 pass from Montana (Cofer kick)
Giants	— Bahr 46 field goal
Giants	— Bahr 38 field goal
Giants	— Bahr 42 field goal

'92

*49ers 20, Washington Redskins 13**NFC Divisional Playoff**January 9 at Candlestick Park (San Francisco, CA)*

**QB Steve Young** threw for 227 yards, including two touchdown passes, and rushed for an additional 73 yards to lead San Francisco to a hard fought 20-13 win over the visiting Redskins at Candlestick Park.

Young tossed a five-yard touchdown pass to **WR John Taylor** to open the scoring at the 11:48 mark of the first quarter. The teams traded field goals, and then Young hit **TE Brent Jones** on a 16-yard scoring strike and **K Mike Cofer** added the extra point to give San Francisco a 17-3 lead at halftime.

The Redskins answered with 10 consecutive points on a K Chip Lohmiller field goal and a QB Mark Rypien one-yard touchdown plunge to cut the 49er lead to 17-13. The locals responded with a 14-play, 59-yard drive that resulted in a 33-yard Cofer field goal with 2:22 remaining.

The San Francisco defense did the rest, sacking Rypien four times on their final drive before forcing the Redskins to turn the ball over on downs.

**DT Pierce Holt** had four tackles, including three sacks, to pace a determined Niner defense. **CB Don Griffin** posted a team-high six stops in the victory.

Redskins .....	3	0	3	7	-	13
49ers.....	7	10	0	3	-	20



- 49ers — Taylor 5 pass from Young (Cofer kick)  
 Redskins — Lohmiller 19 field goal  
 49ers — Cofer 23 field goal  
 49ers — Jones 16 pass from Young (Cofer kick)  
 Redskins — Lohmiller 32 field goal  
 Redskins — Rypien 1 run (Lohmiller kick)  
 49ers — Cofer 33 field goal

'92

*Dallas Cowboys 30, 49ers 20*

*NFC Championship*

*January 17 at Candlestick Park (San Francisco, CA)*

QB Troy Aikman completed 24-of-34 passes for 322 yards and two touchdowns as the Cowboys claimed a 30-20 win over the 49ers. The game was played before 64,920 fans at a rainy Candlestick Park.

Dallas opened the scoring on a 20-yard field goal by K Lin Elliott. The 49ers answered with a one-yard run by QB Steve Young to take a 7-3 lead after the first quarter. Cowboy RB Emmitt Smith scored the first of his two touchdowns on a four-yard run at the 5:05 mark of the second quarter to put Dallas up 10-7. San Francisco tied the score three minutes later on a 28-yard field goal by K Mike Cofer.

FB Daryl Johnston scored the first points of the second half on a three-yard run at the 10:45 mark of the third quarter to put the Cowboys ahead 17-10. Cofer added a field goal for the 49ers to make the score 17-13 heading into the fourth quarter.

It was a battle between Aikman and Young in the fourth. Aikman hit Smith on a 16-yard scoring strike at the 12:25 mark, extending the Dallas lead to 24-13. Young answered back with a nine play, 93-yard drive resulting in a five-yard scoring toss to WR Jerry Rice to trim the Cowboy lead to 24-20. It didn't take long for Dallas to respond. On a first and 10 from their own 21, Aikman hit WR Alvin Harper on a crossing pattern that Harper turned into a 70-yard completion. Three plays later Aikman hit WR Kelvin Martin for a six-yard touchdown to secure the win.

Rice had an outstanding day receiving, finishing with eight catches for 123 yards and one touchdown. Young completed 25-of-35 passes for 313 yards and one touchdown.

CB Eric Davis had six tackles to lead the 49er defense. S Dana Hall, CB Don Griffin and LB Bill Romanowski added five tackles each. DT Ted Washington and DE Kevin Fagan had two sacks each for San Francisco.

Cowboys .....	3	7	7	13	-	30
49ers .....	7	3	3	7	-	20

- Cowboys — Elliott 20 field goal  
 49ers — Young 1 run (Cofer kick)  
 Cowboys — Smith 4 run (Elliott kick)  
 49ers — Cofer 28 field goal  
 Cowboys — Johnston 3 run (Elliott kick)  
 49ers — Cofer 42 field goal  
 Cowboys — Smith 16 pass from Aikman (Elliott kick)  
 49ers — Rice 5 pass from Young (Cofer kick)  
 Cowboys — Martin 6 pass from Aikman (kick blocked)

'93

*49ers 44, New York Giants 3*

*NFC Divisional Playoff*

*January 15 at Candlestick Park (San Francisco, CA)*

It was a watered down 49er attack at Candlestick Park as RB Ricky Watters established an NFL single-game playoff record with five rushing touchdowns in the 44-3 win over the visiting New York Giants.

Watters scored on runs of one, one, two, six and two yards as he compiled 118 rushing yards on 24 carries. He also caught a team-high five passes for 46 yards from QB Steve Young, who finished the day completing 17-of-22 passes for 226 yards in the victory.

The 49er defense stepped up their play in the win as well. New York was held to 194 total yards, including 41 yards rushing. DT Dana Stubblefield had two sacks and LB Bill Romanowski added a team-high five tackles.



The game was marked by several milestone events:

- Attendance of 67,143 set a 49ers and Candlestick Park record (since broken).
- 44 points are most scored by 49ers in an NFC Playoff Game.
- Watters sets NFL single-game record for postseason rushing touchdowns (5), postseason touchdowns (5) and points scored (30).

Giants.....	0	3	0	0	-	3
49ers.....	9	14	14	7	-	44

49ers	— Watters 1 run (kick failed)
49ers	— Cofer 29 field goal
49ers	— Watters 1 run (Cofer kick)
49ers	— Watters 2 run (Cofer kick)
Giants	— Treadwell 25 field goal
49ers	— Watters 6 run (Cofer kick)
49ers	— Watters 2 run (Cofer kick)
49ers	— Logan 2 run (Cofer kick)

# '93

*Dallas Cowboys 38, 49ers 21*

*NFC Championship*

*January 23 at Texas Stadium (Irving, TX)*

The Cowboys broke a 7-7 tie by scoring 21 unanswered points in the second quarter, and that proved to be the difference in their 38-21 win over the visiting 49ers.

The game was played before 64,902 at Texas Stadium.

The Cowboys opened the scoring on a five-yard touchdown run by RB Emmitt Smith at 8:14 of the first quarter. San Francisco responded with a seven-yard touchdown reception by **FB Tom Rathman** from **QB Steve Young** early in the second quarter to tie the score. That would be as close as the 49ers would get, as Dallas answered with a 21-point outburst in the final 10 minutes of the second quarter to take a 28-7 halftime lead.

San Francisco scored their second touchdown of the game at the 5:47 mark of the third quarter. **RB Ricky Watters** capped a six-play, 43-yard drive with a four-yard scamper into the end zone. Dallas sealed the game by scoring 10 consecutive points on a 42-yard touchdown reception by WR Alvin Harper from reserve QB Bernie Kosar and adding a 50-yard field goal from K Eddie Murray. The 49ers would add another touchdown on a one-yard plunge by Young, capping a 17-play, 94-yard drive.

San Francisco was paced offensively by Young, who completed 27-of-45 passes for 287 yards and one touchdown. He also ran for a team-high 38 yards. Watters added 37 yards on 12 carries and one touchdown.

**LB Michael Walter** led the 49er defense with eight tackles. He was joined by **S Merton Hanks** and **DT Dennis Brown** who had seven stops each.

49ers.....	0	7	7	7	-	21
Cowboys.....	7	21	7	3	-	38

Cowboys	— Smith 5 run (Murray kick)
49ers	— Rathman 7 pass from Young (Cofer kick)
Cowboys	— Johnston 4 run (Murray kick)
Cowboys	— Smith 11 pass from Aikman (Murray kick)
Cowboys	— Novacek 19 pass from Aikman (Murray kick)
49ers	— Watters 4 run (Cofer kick)
Cowboys	— Harper 42 pass from Kosar (Murray kick)
Cowboys	— Murray 50 field goal
49ers	— Young 1 run (Cofer kick)



## '94 49ers 44, Chicago Bears 15 NFC Divisional Playoff January 7 at Candlestick Park (San Francisco, CA)

**FB William Floyd** rushed for three touchdowns and the 49ers defense held Chicago to just 247 yards in a 44-15 rout of the Bears. Floyd's three scores established him as the first rookie to hit paydirt as many as three times in an NFL playoff game.

The Bears actually took an early 3-0 lead on a 29-yard field goal by **K Kevin Butler**. The Niners bounced back, however, lighting up the scoreboard for 37 unanswered points to put the game away.

San Francisco's first points were the result of a 13-play, 68-yard drive that ended with a two-yard run by Floyd. **CB Eric Davis** then intercepted QB Steve Walsh on the Bears' next possession and moments later, **QB Steve Young** connected with **TE Brent Jones** for an eight-yard scoring play.

The Niners continued to roll in the second quarter, increasing the lead to 30-3 at the half on touchdown runs by Floyd and Young, sandwiched around a **K Doug Brien** field goal. Floyd's third touchdown of the game midway through the third quarter increased the lead to 37-3 and completed the afternoon's work for many of the San Francisco starters.

**LB Gary Plummer** led a spirited defensive effort, tying the 49ers single-game postseason record with 13 tackles. The 49ers defense also sacked Chicago quarterbacks four times, led by **DE Tim Harris**' two.

49ers.....	7	23	7	7	-	44
Bears .....	3	0	0	12	-	15

Bears	— Butler 39 field goal
49ers	— Floyd 2 run (Brien kick)
49ers	— Jones 8 pass from Young (kick failed)
49ers	— Floyd 4 run (Brien kick)
49ers	— Brien 36 field goal
49ers	— Young 6 run (Brien kick)
49ers	— Floyd 1 run (Brien kick)
Bears	— Flanagan 2 pass from Kramer (pass failed)
49ers	— Walker 1 run (Brien kick)
Bears	— Tillman 1 run (pass failed)

## '94 49ers 38, Dallas Cowboys 28 NFC Championship January 15 at Candlestick Park (San Francisco, CA)

**CB Eric Davis** returned an interception 44 yards for a touchdown and forced a fumble that San Francisco converted into a touchdown. Those plays set the stage for a defensive effort that produced five takeaways in San Francisco's 38-28 NFC Championship win over the Dallas Cowboys. The game was played before a Candlestick Park-record 69,143 (since broken).

On the third play of the game, Davis, playing a disguised zone coverage, stepped in front of a QB Troy Aikman pass and sprinted to the end zone. Three plays later, he stripped the ball from WR Michael Irvin, and **S Tim McDonald** recovered. Five plays later, **QB Steve Young** hit **FB Ricky Watters** in the flat on a play that produced a 29-yard touchdown and a 14-0 lead.

The ensuing kickoff saw 49ers' **RB Adam Walker** jar the ball loose from Dallas returner Kevin Williams and **K Doug Brien** recovered the fumble. It took seven plays before **FB William Floyd** plunged in from the one to make it 21-0 with 7:33 remaining in the first quarter.

Dallas began its comeback on the next series. Facing third and 23 from the San Francisco 44, Aikman hit Irvin for a score that cut it to 21-7. Following a Brien field goal of 34 yards (24-7), RB Emmitt Smith capped a 63-yard drive with a four-yard run that narrowed the gap to 24-24. The crucial point in the game came seconds before the first half expired. With :08 remaining, Young found **WR Jerry Rice** for a 28-yard score, giving the 49ers a 21-14 lead heading into the locker room.

The teams traded touchdowns in the second half with the 49ers holding off a strong Dallas charge in the fourth quarter. Young completed 13-of-29 passes for 155 yards and two touchdowns. He also rushed for 47 yards and another score. Watters led the ground game, compiling 72 yards, while **TE Brent Jones** and Floyd each had three receptions.



Defensively, **LB Ken Norton Jr.** paced the squad with 10 tackles, while Davis and McDonald added seven. Davis also had two interceptions and a forced fumble. **CB Deion Sanders** had an interception, along with five passes defended, while **DT Rhett Hall** and **DE Tim Harris** each had two sacks.

49ers.....	21	10	7	0	-	38
Cowboys.....	7	7	7	7	-	28

49ers	— Davis 44 interception return (Brien kick)
49ers	— Watters 29 pass from Young (Brien kick)
49ers	— Floyd 1 run (Brien kick)
Cowboys	— Irvin 44 pass from Aikman (Boniol kick)
49ers	— Brien 34 field goal
Cowboys	— Smith 4 run (Boniol kick)
49ers	— Rice 28 pass from Young (Brien kick)
Cowboys	— Smith 1 run (Boniol kick)
49ers	— Young 3 run (Brien kick)
Cowboys	— Irvin 10 pass from Aikman (Boniol kick)

# '94

**49ers 49, San Diego Chargers 26**

**Super Bowl XXIX**

**January 29 at Joe Robbie Stadium (Miami, FL)**

**QB Steve Young** set a Super Bowl record with six touchdown passes and **WR Jerry Rice** hauled in three scoring passes for the second time in his career in the world championship game. The 49ers stars led an offensive explosion that carried the team to a 49-26 win over San Diego.

San Francisco wasted little time in getting on the scoreboard as it took it just three plays following the game's opening kickoff to crack the Chargers' end zone. Following a **FB William Floyd** four-yard run and an 11-yard pass from Young to **WR John Taylor**, Young connected with Rice streaking down the middle of the field for a 44-yard scoring strike.

Following a San Diego punt, San Francisco was back in the end zone again after only three plays as Young, once again, challenged the middle of the Chargers defense, this time with a pass to **RB Ricky Watters**, which netted a 51-yard score. The Chargers made things close for awhile, however, putting together a 13-play, 78-yard drive that concluded with a RB Natrone Means one-yard touchdown plunge to make it 14-7 after one quarter of play.

The 49ers began to break the game open in the second quarter. They followed the San Diego touchdown with a 70-yard drive that culminated with a five-yard scoring pass from Young to Floyd. Two possessions later, following a partially blocked punt by **RB Adam Walker**, the Niners drove 49 yards for another score on an eight-yard toss from Young to Watters. K John Carney's 31-yard field goal with less than two minutes remaining in the half closed the margin at intermission to 28-10.

The Niners put the game away in the third quarter, running the lead to 42-10 on a pair of long drives that ended with Watters' third score of the evening, a nine-yard blast up the middle, and a 15-yard pass from Young to Rice. Rice caught his third touchdown of the night on a seven-yard toss from Young in the fourth quarter, enabling Young to break **QB Joe Montana's** record of five Super Bowl touchdown passes. Young was named the game's Most Valuable Player, while Rice turned in the second best receiving performance in Super Bowl history with 10 catches for 149 yards, while tying his own record with three scoring receptions.

Chargers.....	7	3	8	8	-	26
49ers.....	14	14	14	7	-	49

49ers	— Rice 44 pass from Young (Brien kick)
49ers	— Watters 51 pass from Young (Brien kick)
Chargers	— Means 1 run (Carney kick)
49ers	— Floyd 5 pass from Young (Brien kick)
49ers	— Watters 8 pass from Young (Brien kick)
Chargers	— Carney 31 field goal
49ers	— Watters 9 run (Brien kick)
49ers	— Rice 15 pass from Young (Brien kick)
Chargers	— Coleman 98 kickoff return (Humphries to Seay pass)
49ers	— Rice 7 pass from Young (Brien kick)
Chargers	— Martin 30 pass from Humphries (Humphries to Pupunu pass)



'95

**Green Bay Packers 27, 49ers 17**  
**NFC Divisional Playoff**  
**January 6 at 3Com Park (San Francisco, CA)**

Aided by a swarming defense that caused four turnovers, the Green Bay Packers defeated the 49ers 27-17 at 3Com Park.

A record crowd of 69,311 saw the Packers advance to the NFC Championship Game, while the 49ers' one-year reign as world champions ended with an overall record of 11-6.

Green Bay took its opening drive and marched to the San Francisco 26 before settling for a field goal attempt. However, K Chris Jacke's 44-yard attempt was blocked by S **Tim McDonald** and the 49ers took over at their 34. On the first play from scrimmage, QB **Steve Young** hit FB **Adam Walker** in the flat, but LB Wayne Simmons jarred the ball loose and CB Craig Newsome returned the fumble 31 yards for the touchdown. Green Bay also scored on its next two possessions, a three-yard pass from QB Brett Favre to TE Keith Jackson and a 13-yard toss from Favre to TE Mark Chmura. San Francisco scored its first points of the game late in the half when K **Jeff Wilkins** nailed a 21-yard field goal with two minutes remaining.

The 49ers took their first possession of the third quarter and marched 80 yards for a touchdown, the score coming when Young plunged in from the one, cutting the deficit to 21-10. On the 14-play drive, Young was nine-of-10 and ran the ball twice. Again, the Packers responded to the challenge, using a pair of Jacke field goals (27 yards in the third quarter, 26 yards in the fourth quarter), and boosted Green Bay's lead to 27-10. San Francisco's final score of the season came on a two-yard plunge by RB **Derek Loville** with :50 remaining in the game.

Young completed 32 passes in an NFL postseason record 65 attempts, for 328 yards and two interceptions. He also led the 49ers in rushing, gaining 77 yards in nine attempts, including a 40-yard sprint after he was flushed from the pocket. Rice led the receivers with 11 catches for 117 yards, while TE **Brent Jones** gained 112 yards on eight receptions.

Defensively, T **Dana Stubblefield** recorded a team-high 10 tackles and a sack for five yards, while LB **Ken Norton Jr.** added nine.

Packers .....	14	7	3	3	-	27
49ers .....	0	3	7	7	-	17

- Packers — Newsome 31 fumble return (Jacke kick)
- Packers — Jackson 3 pass from Favre (Jacke kick)
- Packers — Chmura 13 pass from Favre (Jacke kick)
- 49ers — Wilkins 21 field goal
- 49ers — Young 1 run (Wilkins kick)
- Packers — Jacke 27 field goal
- Packers — Jacke 26 field goal
- 49ers — Loville 2 run (Wilkins kick)

'96

**49ers 14, Philadelphia Eagles 0**  
**NFC Wild Card**  
**December 29 at 3Com Park (San Francisco, CA)**

On a wet and windy Sunday at 3Com Park, San Francisco opened its 1996 postseason by defeating the Philadelphia Eagles 14-0 in the NFC Wild Card Game.

Led by its marquee players QB **Steve Young** and WR **Jerry Rice** on offense, and a defense that recorded the team's first postseason shutout since the 1984 NFC Championship game, the 49ers advanced to the Divisional Playoff round.

Following a scoreless first quarter, Young took the offense on a 10-play, 74-yard drive that concluded with the Pro Bowl quarterback scoring on a gutty nine-yard run off a quarterback draw. On that play Young broke four tackles while fighting his way to paydirt.

Twice in the second quarter the Eagles mounted long drives only to be denied just short of the end-zone by Niners' interceptions. Philadelphia's first trip ended with CB **Marquez Pope** intercepting a QB Ty Detmer pass on San Francisco's seven-yard line. Late in the quarter the Eagles marched 59 yards on 10 plays moving to the 49ers five-yard line. Facing third and four, Detmer's attempt to WR Chris T. Jones was picked off by DE **Roy Barker**, who had dropped off into zone-blitz coverage.



The only scoring in the second half occurred on the Niners' second possession of the third quarter. On that drive, Rice made a spectacular one-handed catch that resulted in a 36-yard gain. He scored on a three-yard pass from Young on the next play from scrimmage.

Young finished as the game's leading rusher with 65 yards, while also completing 14-of-21 tosses for 161 yards. Rice had four catches for 50 yards and his 19th career postseason touchdown (17th receiving). **RB Terry Kirby** added 43 yards rushing.

The Niners' defense, which held Eagles **RB Ricky Watters** to 57 rushing yards, was led by **LB Ken Norton Jr.**'s team postseason-record 12 unassisted tackles. **DT Bryant Young** registered two sacks and **LB Lee Woodall** added a sack among his six total stops.

49ers .....	0	7	7	0	-	14
Eagles .....	0	0	0	0	-	0

49ers — Young 9 run (Wilkins kick)

49ers — Rice 3 pass (Wilkins kick)

# '96

**Green Bay Packers 35, 49ers 14**

**NFC Divisional Playoff**

**January 4 at Lambeau Field (Green Bay, WI)**

A total of five turnovers and missed opportunities spelled defeat for the San Francisco 49ers in their NFC Divisional Playoff Game with the Green Bay Packers. Played before a record Lambeau Field crowd of 60,787, the 49ers fell 35-14 in a game that featured 34-degree weather (with a wind chill of 9) and driving rain.

It didn't take long for the Packers to take a lead. After forcing San Francisco to punt on its first series, WR Desmond Howard took **P Tommy Thompson's** punt, split the coverage down the middle of the field and raced for a 71-yard touchdown. Then, with seven minutes remaining in the opening stanza, Howard struck again. He returned a punt 46 yards to the San Francisco seven, and two plays later, QB Brett Favre threw a four-yard scoring pass to WR Andre Rison to make it 14-0.

San Francisco then mounted a comeback in the second quarter. Trailing 21-0, the tide began to turn when 49ers' special teams standout **Curtis Buckley** recovered a muffed punt at the Green Bay 26. Moments later, **QB Elvis Grbac**, replacing the injured **QB Steve Young** (ribs), hit **RB Terry Kirby** with an eight-yard pass, cutting the deficit to 21-7 at the half.

On the opening kickoff of the third quarter, San Francisco **CB Steve Israel** recovered a loose ball on the Packers' four, setting the stage for Grbac's scamper into the end zone. The 49ers' fate was sealed, however, on the ensuing Packers' drive. Marching 72 yards in 12 plays (10 of which were runs), Green Bay scored when FB Edgar Bennett fumbled before crossing the goal line; but before the 49ers defenders could react, WR Antonio Freeman fell on the loose ball, giving the hosts a 28-14 advantage. Bennett scored on an 11-yard run, and two more fumbles in the fourth quarter snuffed out any hope the 49ers had in getting back into the game.

Young played the first nine plays at quarterback before giving way to Grbac late in the first quarter. Elvis completed 19-of-36 for 125 yards with one touchdown and three interceptions and led the team in rushing with 32 yards. Backfield mates Kirby and **RB William Floyd** had six receptions each, while **WR Jerry Rice** had a team-high 36 yards receiving.

Defensively, **LB Ken Norton Jr.** posted eight tackles and **LB Gary Plummer** added seven. All-Pro **DT Bryant Young** left the game late in the first quarter because of a neck injury. He was taken to the hospital for tests, which were negative.

49ers .....	0	7	7	0	-	14
Packers .....	14	7	7	7	-	35

Packers — Howard 71 punt return (Jacke kick)

Packers — Rison 4 pass (Jacke kick)

Packers — Bennet 2 run (Jacke kick)

49ers — Kirby 8 pass (Wilkins kick)

49ers — Grbac 4 run (Wilkins kick)

Packers — Freeman fumble recovery (Jacke kick)

Packers — Bennett 11 run (Jacke kick)



## '97 49ers 38, Minnesota Vikings 22 NFC Divisional Playoff January 3 at 3Com Park (San Francisco, CA)

**RB Terry Kirby** rushed for a career-high 120 yards and scored two touchdowns in leading the San Francisco 49ers to a 38-22 victory over the Minnesota Vikings in the NFC Divisional Playoffs at 3Com Park.

In addition to Kirby's heroics, **QB Steve Young** completed 21-of-30 passes for 224 yards and a touchdown, **WR J.J. Stokes** had 101 yards receiving and **LB Ken Norton Jr.** returned an interception 23 yards for a touchdown.

San Francisco's first score came compliments of a Minnesota special teams miscue. P Mitch Berger's punt sailed off the side of his foot and into the crowd after going only 12 yards. The 49ers took over on the Vikings' 26, and four plays later, **FB William Floyd** crashed over from the one and the 49ers led 7-0. Less than a minute later, the visitors tied the game on a 66-yard scoring pass from **QB Randall Cunningham** to **WR Cris Carter**. In the second quarter, the 49ers again took advantage of a poor kick by Berger — this time a punt of 29 yards — to take a 14-7 lead. Moving 61 yards in only four plays, and aided by three Minnesota penalties, Kirby scored the first of his two touchdowns on the afternoon on a one-yard plunge. Then the game-breaker occurred two plays later. After the San Francisco defense flushed Cunningham out of the pocket, he threw over an onrushing **DE Roy Barker** and into the hands of Norton, who ran untouched into the end zone.

In the third quarter, **K Gary Anderson** connected on a 34-yard field goal to build the lead to 24-7, but Cunningham and Carter hooked up again for a score, closing the gap to 24-14. On the ensuing series, the 49ers marched 75 yards in seven plays, highlighted by two Kirby runs of 22 and 14 yards. Then Young hit **WR Terrell Owens**, with one of the prettiest touchdowns of the year, as the second-year receiver shook off a defender, then dove into the end zone for the score. Kirby finished the scoring in the fourth quarter with another one-yard run.

**CB Tyrone Drakeford** had six tackles and a pair of passes defended to pace the defense. Barker also recorded San Francisco's only sack of the game.

Vikings.....	7	0	7	8	-	22
49ers.....	7	14	10	7	-	38

49ers	— Floyd 1 run (Anderson kick)
Vikings	— Carter 66 pass from Cunningham (Murray kick)
49ers	— Kirby 1 run (Anderson kick)
49ers	— Norton 23 interception (Anderson kick)
49ers	— Anderson 34 field goal
Vikings	— Carter 3 pass from Cunningham (Murray kick)
49ers	— Owens 15 pass from Young (Anderson kick)
49ers	— Kirby 1 run (Anderson kick)
Vikings	— Hatchette 13 pass from Cunningham (Cunningham to Walsh pass)

## '97 Green Bay Packers 23, 49ers 10 NFC Championship January 11 at 3Com Park (San Francisco, CA)

**RB Dorsey Levens** rushed for 114 yards and **WR Antonio Freeman** caught four passes for 104 yards and a touchdown to lead visiting Green Bay to a 23-10 win in the NFC Championship Game. The game was played before 68,987 under windy and rainy conditions at 3Com Park.

The Packers opened the scoring late in the first quarter. After San Francisco punted on their first series, **QB Brett Favre** led Green Bay on a 10-play, 76-yard drive that resulted in a **K Ryan Longwell** 19-yard field goal. Favre completed 3-of-4 passes for 37 yards in the series.

Green Bay continued their scoring in the second quarter. **S Eugene Robinson** intercepted a **QB Steve Young** pass and returned it 58 yards to the San Francisco 28. Two plays later, Favre threw a 27-yard scoring pass to Freeman to make the score 10-0.

San Francisco then broke the drought on a scoring drive beginning with 4:23 remaining in the second. Following a missed field goal by Longwell, the 49ers took possession at their own 38. A



pair of Young completions for 32 yards had the Niners in Packer territory, but two holding penalties brought the ball back to the original line of scrimmage. On a key third down and 26 yards to go, Young completed a 48-yard pass to **WR Terrell Owens** to the Packer 10-yard line. The drive resulted in a 28-yard field goal by **K Gary Anderson**.

Green Bay answered on their next possession. Freeman returned the kickoff 18 yards to the Packer 27. Two plays later Favre hit Freeman for a 40-yard completion to the San Francisco 25. Longwell connected on a 43-yard field goal to make the halftime score 13-3.

After a scoreless third quarter, Green Bay extended their lead to 16-3 on a 25-yard field goal by Longwell. The Packers added on seven more after a five-yard touchdown run by Levens to make the score 23-3.

San Francisco closed out the game scoring on the ensuing kickoff. **Chuck Levy** returned Longwell's kick 95 yards for a touchdown. The Levy return was the second longest postseason return for San Francisco, trailing the 97-yard touchdown return by Vic Washington vs. Dallas in 1972.

Young completed 23-of-38 passes for 250 yards and one interception. **RB Terry Kirby** ran for a team-high 21 yards on six carries. **WR J.J. Stokes** caught six passes for 87 yards, including a long of 43.

Defensively, San Francisco was led by **S Merton Hanks** with eight tackles. **LB Ken Norton Jr.**, **LB Lee Woodall**, **LB Gary Plummer** and **S Tim McDonald** had seven tackles each.

Packers .....	3	10	0	10	-	23
49ers.....	0	3	0	7	-	10

Packers	— Longwell 19 field goal
Packers	— Freeman 27 pass from Favre (Longwell kick)
49ers	— Anderson 28 field goal
Packers	— Longwell 43 field goal
Packers	— Longwell 25 field goal
Packers	— Levens 5 run (Longwell kick)
49ers	— Levy 95 kickoff return (Anderson kick)

# '98

*49ers 30, Green Bay Packers 27*

*NFC Wild Card*

*January 3 at 3Com Park (San Francisco, CA)*

**QB Steve Young** threw three touchdown passes, including a 25-yard strike to **WR Terrell Owens** with three seconds remaining as San Francisco edged Green Bay, 30-27.

The 49ers forced three Green Bay turnovers and racked up 178 yards rushing, including 128 yards on 22 carries by **RB Garrison Hearst**, but still needed last-second heroics to defeat their rival and nemesis.

On a crystal clear day in the Bay Area, it was the Packers who opened the scoring on a 23-yard field goal from **K Ryan Longwell** midway through the first quarter. San Francisco answered with help from a big play defense. **S Merton Hanks** forced a fumble by **RB Dorsey Levens**, and the ball was recovered by **DE Chris Doleman** at the Green Bay 19-yard line. Three plays later Young connected with **TE Greg Clark** from one-yard out for the touchdown and a 7-3 lead.

Just four seconds into the second quarter, the Packers regained the lead on a two-yard scoring toss from **QB Brett Favre** to **WR Antonio Freeman**. The score capped a nine-play, 62-yard drive. San Francisco tied the score on the first of three **K Wade Richey** field goals, this one from 34 yards out with 6:53 remaining in the half. The Packers surged back ahead with 36 seconds remaining when Levens howled into the end zone from two yards out. The extra point by Longwell was good and Green Bay took a 17-10 halftime lead.

The third quarter opened with another big play from the 49ers defense. With Green Bay driving at their own 41-yard line, **DE Charles Haley** pressured Favre into an errant pass that was intercepted by **LB Lee Woodall**, who returned 17 yards to the Packer 33-yard line. Five plays later, the score was tied for a third time when Young hit Clark from eight-yards out for the score.

The 49ers reclaimed the lead midway through the quarter on a **TEAM-POSTSEASON RECORD** and **CAREER-LONG** 48-yard field goal from Richey. The kick capped an 11-play, 48-yard drive that took 5:33 off the clock.

In a game that saw five lead changes and three ties, the fourth quarter became particularly dramatic. Longwell answered Richey's 48-yard kick with a 37-yard effort of his own to tie the game



at 20-20 at the beginning of the fourth. On the ensuing possession, San Francisco marched 51 yards in 10 plays and capped the drive with a 40-yard field goal by Richey to reclaim the lead at 23-20. With 4:19 remaining in the game, Green Bay took over at their own 11-yard line. From there, Favre would lead his team on a nine-play, 89-yard scoring drive. The drive was capped when Favre hit Freeman from 15 yards out for the touchdown and a 27-23 lead with 1:56 remaining in the game.

The Packer touchdown set up one of the most memorable sequences in 49ers' history. San Francisco took possession at their own 24-yard line with 1:50 remaining and three timeouts to their credit. From there Young would lead the team on a drive for the ages. Young opened the drive with completions of 17 and nine yards to **WR J.J. Stokes**. His third straight completion was for three yards to **FB Marc Edwards**, who broke three tackles to pick up a first down. After using the first timeout, Young threw incomplete to Stokes and then had a six-yard completion to **WR Jerry Rice**. The 49ers second timeout was followed by a nine-yard completion to **RB Terry Kirby** who ran out of bounds at the Green Bay 32-yard line. A seven-yard completion to **RB Garrison Hearst** was followed by the 49ers final timeout with 14 seconds remaining on the clock. After the timeout, Young passed incomplete to Stokes and eight seconds remained on the clock. On the next play Young dropped back, stumbled and threw a 25-yard touchdown strike to Owens who was sandwiched in the end zone by S Pat Terrell and S Darren Sharper.

**CB Marquez Pope** and Woodall paced the defensive effort with eight tackles each. Woodall also recorded an interception and had two passes defensed. **DT Brentson Buckner** added six tackles, while **LB Ken Norton Jr.** and **DT Junior Bryant** recorded five stops each. **CB Darnell Walker** added an interception.

Packers .....	3	14	0	10	-	27
49ers .....	7	3	10	10	-	30

Packers	— Longwell 23 field goal
49ers	— Clark 1 pass from Young (Richey kick)
Packers	— Freeman 2 pass from Favre (Longwell kick)
49ers	— Richey 34 field goal
Packers	— Levens 2 run (Longwell kick)
49ers	— Clark 8 pass (Richey kick)
49ers	— Richey 48 field goal
Packers	— Longwell 37 field goal
49ers	— Richey 40 field goal
Packers	— Freeman 15 pass from Favre (Longwell kick)
49ers	— Owens 25 pass from Young (Richey kick)

## '98 *Atlanta Falcons 20, 49ers 18* NFC Divisional Playoff January 9 at Georgia Dome (Atlanta, GA)

With San Francisco's NFL-leading running game a mere shell of itself, the Atlanta Falcons forced three turnovers and held off the 49ers, 20-18, in the NFC Divisional Playoff at the Georgia Dome.

San Francisco's hope of controlling the game on the ground came to a screeching halt on the first play of the game when **RB Garrison Hearst** fractured the tibia in his left leg on an inside run that had gained seven yards. With Hearst out and **RB Terry Kirby** hobbled with a bruised leg, the 49ers managed just 46 yards on the ground.

Atlanta's rushing attack flourished in the first half thanks to the power running of RB Jamal Anderson, who scored on a two-yard run in the first quarter to give the Falcons a 7-0 lead.

Atlanta increased its lead to 14-0 when Anderson finished off a 34-yard run with a spread eagle dive into the end zone with 3:12 left in the second quarter. The touchdown run capped a seven-play, 82-yard drive.

San Francisco snatched the momentum from the Falcons by putting together a pair of scoring drives just before the half. The 49ers answered Atlanta's second touchdown march with a nine-play, 80-yard drive that concluded with the familiar end zone combination of **QB Steve Young** to **WR Jerry Rice** from 17 yards out. It was Rice's 19th career postseason touchdown. With just under one minute to play in the first half, **DE Charles Haley** chased QB Chris Chandler and



deflected his pass into the waiting arms of **DT Junior Bryant**, who returned it four yards to the Atlanta 36-yard line. **K Wade Richey** made it a 14-10 game at the half with a 36-yard field goal as time expired.

The 49ers carried that momentum into the third quarter, nearly tripling Atlanta's offensive output in the second half (187 yards to 68). But turnovers did not allow them to complete the comeback. The Falcons thwarted two drives with a pair of interceptions, including one by S Eugene Robinson that was returned 77 yards, to set up a K Morten Andersen 29-yard field goal. Leading 17-10, Andersen added another 32-yard field goal to give the Falcons a 10-point edge with 10:33 remaining.

San Francisco responded to Atlanta's three pointer with a 13-play, 87-yard drive that Young finished himself with an eight-yard touchdown run. A two-point pass from **QB Ty Detmer** to **TE Greg Clark** made it 20-18 with 2:57 left.

After Atlanta used up 2:19 of the clock, the 49ers got the ball back at their own four yard line but were only able to move to the 26 before Young's Hail Mary attempt was intercepted as time expired.


After rushing for 83 yards on 13 carries in the first half, Anderson was limited to 30 yards on 16 carries in the second half by San Francisco's defense. **LB Winfred Tubbs** made a game-high 10 tackles, while **DE Chris Doleman** made six stops and one sack.

49ers.....	0	10	0	8	-	18
Falcons.....	7	7	3	3	-	20

<b>Falcons</b>	— Anderson 2 run (Andersen kick)
<b>Falcons</b>	— Anderson 34 run (Andersen kick)
<b>49ers</b>	— Rice 17 pass from Young (Richey kick)
<b>49ers</b>	— Richey 36 field goal
<b>Falcons</b>	— Andersen 29 field goal
<b>Falcons</b>	— Andersen 32 field goal
<b>49ers</b>	— Young 8 run (Detmer to Clark pass)

## — THE 49ERS PLAYOFF RECORD WHEN... —


17-1 Winning takeaway-giveaway battle	22-4 Rushing for 100 yards-or-more
2-14 Losing takeaway-giveaway battle	8-0 Rushing for 150 yards-or-more
3-0 Tying takeaway-giveaway battle	1-10 Rushing for less than 100 yards
6-0 Committing no turnovers	19-2 Rushing 30 times-or-more
20-2 Leading at halftime	7-1 Opponents pass for 300 yards-or-more
3-10 Trailing at halftime	13-9 Opponents pass for 250 yards-or-less
1-3 Tied at halftime	6-14 Opponents rush for 100 yards-or-more
23-3 Leading after three quarters	17-1 Opponents rush for less than 100 yards
1-12 Trailing after three quarters	5-13 Opponents rush 30 times-or-more
14-4 Scoring first	21-10 Playing on grass
22-7 Scoring 20-or-more points	3-5 Playing on turf
16-2 Holding opponents under 17 points	18-9 Playing at home
7-3 Passing for 300 yards-or-more	2-7 Playing on the road
14-7 Passing for 250 yards-or-less	8-5 Decided by touchdown-or-less



Defensive tackle Junior Bryant and linebacker Winfred Tubbs were steadying influences for the 49ers defensive unit last season. Bryant finished second on the team with 4.5 sacks while Tubbs was second with 107 tackles.

### SUPER BLOW-OUT

In five Super Bowl appearances, the 49ers have averaged 37.6 points per game while allowing 17.8. The 19.8 average margin of victory is the largest by a team with multiple Super Bowl appearances. Green Bay's 19.3 average margin of victory in three Super Bowls ranks second, while Oakland's 11.3 margin is third. The Chicago Bears have a 36.0-point margin after beating New England, 46-10, in their lone Super Bowl berth.



**HISTORY**



# 49ERS' TEAM VS. TEAM RESULTS

(National Football League - 1950-Present)

## 49ers vs. Arizona Cardinals W-11 L-9 T-0 (Pts. - S.F. 455, Phoenix 399)

**Record vs. Cardinals:** Home - 6-5 (Kezar - 1-3; 3Com - 5-2); Away - 5-4 (Busch - 4-2; Sun Devil - 1-2)

**Points vs. Cardinals:** Home - 265-237 (Kezar - 79-87; 3Com - 162-140); Away - 214-172 (Busch - 153-114; Sun Devil - 61-58)

1951-Cardinals 27-21 (SF)\*

1957-Cardinals 20-10 (SF)\*

1962-49ers 24-17 (SL)

1964-Cardinals 23-13 (SF)

1968-49ers 35-17 (SF)

1971-49ers 26-14 (SL)

1974-Cardinals 34-9 (SF)

1976-Cardinals 23-20 (SL)#

1978-Cardinals 16-10 (SF)

1979-Cardinals 13-10 (SL)

1980-49ers 24-21 (SF)#

1982-49ers 31-20 (SL)

1983-49ers 42-27 (SL)

1986-49ers 43-17 (SF)

1987-49ers 34-28 (SF)

1988-Cardinals 24-23 (P)

1991-49ers 14-10 (SF)

1992-Cardinals 24-14 (P)

1993-49ers 28-14 (SF)

1999-49ers 24-10 (P)

\* Chicago Cards

(SL) = St. Louis

(P) = Phoenix

#Overtime

## 49ers vs. Atlanta Falcons W-41 L-25 T-1 (Pts. - S.F. 1,632, Atlanta 1,109)

**Record vs. Falcons:** Home - 24-9 (Kezar - 3-1; 3Com - 21-8); Away - 17-16-1 (Fulton County - 13-11-1; Georgia Dome - 4-5)

**Points vs. Falcons:** Home - 824-450 (Kezar - 97-61; 3Com - 727-389); Away - 808-659 (Fulton County - 539-475; Georgia Dome - 269-185)

1966-49ers 44-7 (A)

1967-49ers 38-7 (SF)

49ers 34-28 (A)

1968-49ers 28-13 (SF)

49ers 14-12 (A)

1969-Falcons 24-12 (A)

Falcons 21-7 (SF)

1970-Falcons 21-0 (A)

49ers 24-20 (SF)

1971-Falcons 20-17 (A)

49ers 24-3 (SF)

1972-49ers 49-14 (A)

49ers 20-0 (SF)

1973-49ers 13-9 (A)

Falcons 17-3 (SF)

1974-49ers 16-10 (A)

49ers 27-0 (SF)

1975-Falcons 17-3 (SF)

Falcons 31-9 (A)

1976-49ers 15-0 (SF)

Falcons 21-16 (A)

1977-Falcons 7-0 (SF)

49ers 10-3 (A)

1978-Falcons 20-17 (SF)

Falcons 21-10 (A)

1979-49ers 20-15 (SF)

Falcons 31-21 (A)

1980-Falcons 20-17 (SF)

Falcons 35-10 (A)

1981-Falcons 34-17 (A)

49ers 17-14 (SF)

1982-Falcons 17-7 (SF)

1983-49ers 24-20 (SF)

Falcons 28-24 (A)

1984-49ers 14-5 (SF)

49ers 35-17 (A)

1985-49ers 35-16 (SF)

49ers 38-17 (A)

1986-Tie 10-10 (A)#

49ers 20-0 (SF)

1987-49ers 25-17 (A)

49ers 35-7 (SF)

1988-Falcons 34-17 (SF)

49ers 13-3 (A)

1989-49ers 45-3 (SF)

49ers 23-10 (A)

1990-49ers 19-13 (SF)

49ers 45-35 (A)

1991-Falcons 39-34 (SF)

Falcons 17-14 (A)

1992-49ers 56-17 (SF)

49ers 41-3 (A)

1993-49ers 37-30 (SF)

Falcons 27-24 (A)

1994-49ers 42-3 (A)

49ers 50-14 (SF)

1995-49ers 41-10 (SF)

Falcons 28-27 (A)

1996-49ers 39-17 (SF)

49ers 34-10 (A)

1997-49ers 34-7 (SF)

49ers 35-28 (A)

1998-49ers 31-20 (SF)

Falcons 31-19 (A)

Falcons 20-18 (A)+

1999-49ers 26-7 (SF)

Falcons 34-29 (A)

#Overtime

+Postseason

## 49ers vs. Baltimore Ravens W-1 L-0 T-0 (Pts. - S.F. 38, Baltimore 20)

**Record vs. Ravens:** Home - 1-0 (3Com - 1-0)

**Points vs. Ravens:** Home - 38-20 (3Com - 38-20)

1996-49ers 38-20 (SF)

## 49ers vs. Buffalo Bills W-3 L-4 T-0 (Pts. - S.F. 156, Buffalo 142)

**Record vs. Bills:** Home - 2-2 (3Com - 2-2); Away - 1-2 (War Memorial - 1-0; Rich - 1-1)

**Points vs. Bills:** Home - 92-79 (3Com - 92-79); Away - 64-63 (War Memorial - 20-27; Rich - 44-36)

1972-Bills 27-20 (B)

1980-Bills 18-13 (SF)

1983-49ers 23-10 (B)

1989-49ers 21-10 (SF)

1992-Bills 34-31 (SF)

1995-49ers 27-17 (SF)

1998-Bills 26-21 (B)

**49ers vs. Carolina Panthers W-5 L-5 T-0 (Pts. - S.F. 239, Carolina 239)****Record vs. Panthers:** Home - 2-3 (3Com - 2-3); Away - 3-2 (Clemson - 1-0; Ericsson - 2-2)**Points vs. Panthers:** Home - 112-116 (3Com - 112-116); Away - 127-123 (Clemson - 31-10; Ericsson - 96-113)

1995-Panthers 13-7 (SF)	1997-49ers 34-21 (C)	1999-Panthers 31-29 (SF)
49ers 31-10 (C)*	49ers 27-19 (SF)	Panthers 41-24 (C)
1996-Panthers 23-7 (C)	1998-49ers 25-23 (SF)	
Panthers 30-24 (SF)	49ers 31-28 (C)#	*Clemson, SC #Overtime

**49ers vs. Chicago Bears W-28 L-25 T-1 (Pts. - S.F. 1,243, Chicago 1,081)****Record vs. Bears:** Home - 18-12 (Kezar - 10-8; 3Com - 8-4); Away - 10-13-1 (Wrigley - 7-11-1; Soldier - 3-2)**Points vs. Bears:** Home - 787-558 (Kezar - 467-420; 3Com - 320-138); Away - 456-523 (Wrigley - 348-476; Soldier - 108-47)

1950-Bears 32-20 (SF)	1960-Bears 27-10 (C)	1972-49ers 34-21 (C)
Bears 17-0 (C)	49ers 25-7 (SF)	1974-49ers 34-0 (C)
1951-Bears 13-7 (C)	1961-Bears 31-0 (C)	1975-49ers 31-3 (SF)
1952-49ers 40-16 (C)	49ers 41-31 (SF)	1976-Bears 19-12 (SF)
Bears 20-17 (SF)	1962-Bears 30-14 (SF)	1978-Bears 16-13 (SF)
1953-49ers 35-28 (C)	49ers 34-27 (C)	1979-Bears 28-27 (SF)
49ers 24-14 (SF)	1963-49ers 20-14 (SF)	1981-49ers 28-17 (SF)
1954-49ers 31-24 (C)	Bears 27-7 (C)	1983-Bears 13-3 (C)
Bears 31-27 (SF)	1964-49ers 31-21 (SF)	1984-49ers 23-0 (SF)+
1955-49ers 20-19 (C)	Bears 23-21 (C)	1985-Bears 26-10 (SF)
Bears 34-23 (SF)	1965-49ers 52-24 (SF)	1987-49ers 41-0 (SF)
1956-Bears 31-7 (C)	Bears 61-20 (C)	1988-Bears 10-9 (C)
Bears 38-21 (SF)	1966-Tie 30-30 (C)	49ers 28-3 (C)+
1957-49ers 21-17 (C)	49ers 41-14 (SF)	1989-49ers 26-0 (SF)
49ers 21-17 (SF)	1967-Bears 28-14 (SF)	1991-49ers 52-14 (SF)
1958-Bears 28-6 (C)	1968-Bears 27-19 (C)	1994-49ers 44-15 (SF)+
Bears 27-14 (SF)	1969-49ers 42-21 (SF)	
1959-49ers 20-17 (SF)	1970-49ers 37-16 (C)	+Postseason
Bears 14-3 (C)	1971-49ers 13-0 (SF)	

**49ers vs. Cincinnati Bengals W-9 L-2 T-0 (Pts. - S.F. 247, Cincinnati 206)****Record vs. Bengals:** Home - 4-1 (3Com - 4-1); Away - 3-1 (Riverfront - 3-1); Neutral - 2-0 (Pontiac Silverdome - 1-0; Joe Robbie - 1-0)**Points vs. Bengals:** Home - 103-79 (3Com - 103-79); Away - 98-90 (Riverfront - 98-90); Neutral - 46-37 (Pontiac Silverdome - 26-21; Joe Robbie - 20-16)

1974-Bengals 21-3 (SF)	1984-49ers 23-17 (SF)	1993-49ers 21-8 (SF)
1978-49ers 28-12 (SF)	1987-49ers 27-26 (C)	1996-49ers 28-21 (SF)
1981-49ers 21-3 (C)	1988-49ers 20-16 (SBXXIII)+	1999-Bengals 44-30 (C)
49ers 26-21 (SB XVI)+	1990-49ers 20-17 (C)#	
#Overtime	+Postseason	

**49ers vs. Cleveland Browns W-6 L-9 T-0 (Pts. - Cleveland 319, S.F. 279)****Record vs. Browns:** Home - 4-4 (Kezar - 2-3; 3Com - 2-1); Away - 2-5 (Cleveland - 2-5)**Points vs. Browns:** Home - 162-181 (Kezar - 92-125; 3Com - 70-56); Away - 117-138 (Cleveland - 117-138)

1950-Browns 34-14 (C)	1962-Browns 13-10 (SF)	1981-Browns 15-12 (SF)
1951-49ers 24-10 (SF)	1968-Browns 33-21 (SF)	1984-49ers 41-7 (C)
1953-Browns 23-21 (C)	1970-49ers 34-31 (SF)	1987-49ers 38-24 (SF)
1955-Browns 38-3 (SF)	1974-Browns 7-0 (C)	1990-49ers 20-17 (SF)
1959-49ers 21-20 (C)	1978-Browns 24-7 (C)	1993-Browns 23-13 (C)

**49ers vs. Dallas Cowboys W-14 L-12 T-1 (Pts. - S.F. 684, Dallas 610)****Record vs. Cowboys:** Home 9-6 (Kezar - 2-1; 3Com - 7-5); Away - 5-6-1 (Cotton Bowl - 1-1-1; Texas - 4-5)**Points vs. Cowboys:** Home - 400-326 (Kezar - 65-57; 3Com - 335-269); Away - 274-284 (Cotton Bowl - 81-77; Texas - 193-207)

1960-49ers 26-14 (D)	1970-Cowboys 17-10 (SF)+	1977-Cowboys 42-35 (SF)
1963-49ers 31-24 (SF)	1971-Cowboys 14-3 (D)+	1979-Cowboys 21-13 (SF)
1965-Cowboys 39-31 (D)	1972-49ers 31-10 (D)	1980-Cowboys 59-14 (D)
1967-49ers 24-16 (SF)	Cowboys 30-28 (SF)+	1981-49ers 45-14 (SF)
1969-Tie 24-24 (D)	1974-Cowboys 20-14 (D)	1981-49ers 28-27 (SF)+

**Dallas Cowboys Cont.**

1983-49ers 42-17 (SF)  
 1985-49ers 31-16 (SF)  
 1989-49ers 31-14 (D)  
 1990-49ers 24-6 (D)

1992-Cowboys 30-20 (SF)+  
 1993-Cowboys 26-17 (D)  
 Cowboys 38-21 (D)+  
 1994-49ers 21-14 (SF)  
 49ers 38-28 (SF)+

1995-49ers 38-20 (D)  
 1996-Cowboys 20-17 (SF)#  
 1997-49ers 17-10 (SF)  
 #Overtime +Postseason

**49ers vs. Denver Broncos****W-5 L-4 T-0****(Pts. - S.F. 264, Denver 189)**

**Record vs. Broncos** Home - 3-2 (Kezar - 1-0; 3Com - 2-2); Away - 1-2 (Mile High 1-2); Neutral - 1-0 (Louisiana Superdome - 1-0)

**Points vs. Broncos:** Home - 136-104 (Kezar - 19-14; 3Com - 117-90); Away - 73-75 (Mile High - 73-75); Neutral - 55-10 (Louisiana Superdome - 55-10)

1970-49ers 19-14 (SF)

1982-Broncos 24-21 (D)

1989-49ers 55-10 (SBXXIV)

1973-49ers 36-34 (D)

1985-Broncos 17-16 (D)

1994-49ers 42-19 (SF)

1979-Broncos 38-28 (SF)

1988-Broncos 16-13 (SF)#

1997-49ers 34-17 (SF)

#Overtime

**49ers vs. Detroit Lions****W-30 L-27 T-1****(Pts. - S.F. 1,262, Detroit 1,256)**

**Record vs. Lions:** Home - 18-10-1 (Kezar - 10-9-1; 3Com - 8-1); Away - 12-17 (Briggs/Tiger - 9-12; Silverdome - 3-5)

**Points vs. Lions:** Home - 650-616 (Kezar - 412-482; 3Com - 238-134); Away - 612-640 (Briggs/Tiger - 411-451; Silverdome - 201-189)

1950-Lions 24-7 (D)

1960-49ers 14-10 (D)

1973-Lions 30-20 (D)

49ers 28-27 (SF)

Lions 24-0 (SF)

1974-Lions 17-13 (D)

1951-49ers 20-10 (D)

1961-49ers 49-0 (D)

1975-Lions 28-17 (SF)

49ers 21-17 (SF)

Tie 20-20 (SF)

1977-49ers 28-7 (SF)

1952-49ers 17-3 (SF)

1962-Lions 45-24 (D)

1978-Lions 33-14 (P)

49ers 28-0 (D)

Lions 38-24 (SF)

1980-Lions 17-13 (P)

1953-Lions 24-21 (D)

1963-Lions 26-3 (D)

1981-Lions 24-17 (P)

Lions 14-10 (SF)

Lions 45-7 (SF)

1983-49ers 24-23 (SF)+

1954-49ers 37-31 (SF)

1964-Lions 26-17 (SF)

1984-49ers 30-27 (P)

Lions 48-7 (D)

Lions 24-7 (D)

1985-Lions 23-21 (P)

1955-49ers 27-24 (D)

1965-49ers 27-21 (D)

1988-49ers 20-13 (SF)

49ers 38-21 (SF)

49ers 17-14 (SF)

1991-49ers 35-3 (SF)

1956-Lions 20-17 (D)

1966-49ers 27-24 (SF)

1992-49ers 24-6 (SF)

Lions 17-13 (SF)

49ers 41-14 (D)

1993-49ers 55-17 (P)

1957-49ers 35-31 (SF)

1967-Lions 45-3 (SF)

1994-49ers 27-14 (P)

Lions 31-10 (D)

1968-49ers 14-7 (D)

1995-Lions 27-24 (P)

Lions 31-27 (SF)+

1969-Lions 26-14 (SF)

1996-49ers 24-14 (SF)

1958-49ers 24-21 (SF)

1970-Lions 28-7 (D)

1998-49ers 35-13 (SF)

Lions 35-21 (D)

1971-49ers 31-27 (SF)

1959-49ers 34-13 (D)

(D) = Detroit

(P) = Pontiac

+Postseason

**49ers vs. Green Bay Packers****W-26 L-27 T-1****(Pts. - S.F. 1,096, Green Bay 1,090)**

**Record vs. Packers:** Home - 16-9-1 (Kezar - 13-5-1; 3Com - 3-4); Away - 10-18 (Green Bay City - 1-1; Milwaukee County - 6-10; Lambeau - 3-7)

**Points vs. Packers:** Home - 588-490 (Kezar - 484-360; 3Com - 104-120); Away - 508-600 (Green Bay City - 38-41; Milwaukee County - 301-328; Lambeau - 166-231)

1950-Packers 25-21 (GB)

1960-Packers 41-14 (M)

1972-Packers 34-24 (M)

49ers 30-14 (SF)

Packers 13-0 (SF)

1973-49ers 20-6 (SF)

1951-49ers 31-19 (SF)

1961-Packers 30-10 (GB)

1974-49ers 7-6 (SF)

1952-49ers 24-14 (SF)

49ers 22-21 (SF)

1976-49ers 26-14 (GB)

1953-49ers 37-7 (M)

1962-Packers 31-13 (M)

1977-Packers 16-14 (M)

49ers 48-14 (SF)

1962-Packers 31-21 (SF)

1980-Packers 23-16 (M)

1954-49ers 23-17 (M)

1963-Packers 28-10 (M)

1981-49ers 13-3 (M)

49ers 35-0 (SF)

1963-Packers 21-17 (SF)

1986-49ers 31-17 (M)

1955-Packers 27-21 (M)

1964-Packers 24-14 (M)

1987-49ers 23-12 (GB)

Packers 28-7 (SF)

49ers 24-14 (SF)

1989-Packers 21-17 (SF)

1956-49ers 17-16 (GB)

1965-Packers 27-10 (GB)

1990-49ers 24-20 (GB)

49ers 38-20 (SF)

Tie 24-24 (SF)

1995-Packers 27-17 (SF)+

1957-49ers 24-14 (M)

1966-49ers 21-20 (SF)

1996-Packers 23-20 (GB)#

1957-49ers 27-20 (SF)

Packers 20-7 (M)

Packers 35-14 (GB)+

1958-49ers 33-12 (M)

1967-Packers 13-0 (GB)

1997-Packers 23-10 (SF)+

49ers 48-21 (SF)

1968-49ers 27-20 (SF)

1998-Packers 36-22 (GB)

1959-Packers 21-20 (GB)

1969-Packers 14-7 (M)

49ers 30-27 (SF)+

Packers 36-14 (SF)

1970-49ers 26-10 (SF)

1999-Packers 20-3 (SF)

+Postseason

#Overtime

(M) = Milwaukee

(GB) = Green Bay


**49ers vs. Indianapolis Colts W-17 L-22 T-0 (Pts. - Indianapolis 923, S.F. 779)**

**Record vs. Colts:** Home - 11-9 (Kezar - 8-9; 3Com - 3-0); Away - 6-13 (Baltimore Memorial - 5-12; RCA Dome - 1-1)

**Points vs. Colts:** Home - 428-429 (Kezar - 335-363; 3Com - 93-66); Away - 351-494 (Baltimore Memorial - 304-452; RCA Dome - 47-42)

1953-49ers 38-21 (B)	1960-49ers 30-22 (B)	1967-Colts 41-7 (B)
49ers 45-14 (SF)	49ers 34-10 (SF)	Colts 26-9 (SF)
1954-Colts 17-13 (B)	1961-Colts 20-17 (B)	1968-Colts 27-10 (B)
49ers 10-7 (SF)	Colts 27-24 (SF)	Colts 42-14 (SF)
1955-Colts 26-14 (B)	1962-49ers 21-13 (B)	1969-49ers 24-21 (B)
49ers 35-24 (SF)	Colts 22-3 (SF)	49ers 20-17 (SF)
1956-49ers 20-17 (B)	1963-Colts 20-14 (SF)	1972-49ers 24-21 (SF)
49ers 30-17 (SF)	Colts 20-3 (B)	1986-49ers 35-14 (SF)
1957-Colts 27-21 (B)	1964-Colts 37-7 (B)	1989-49ers 30-24 (I)
1957-49ers 17-13 (SF)	Colts 14-3 (B)	1995-Colts 18-17 (I)
1958-Colts 35-27 (B)	1965-Colts 27-24 (B)	1998-49ers 34-31 (SF)
49ers 21-12 (SF)	Colts 34-28 (SF)	
1959-Colts 45-14 (B)	1966-Colts 36-14 (B)	(B)= Baltimore
Colts 34-14 (SF)	Colts 30-14 (SF)	(I) = Indianapolis

**49ers vs. Jacksonville Jaguars W-0 L-1 T-0 (Pts. - Jacksonville 41, S.F. 3)**

**Record vs. Jaguars:** Home - 0-0 (3Com - 0-0); Away - 0-1 (Alltel - 0-1)

**Points vs. Jaguars:** Home - 3-41 (3Com - 0-0); Away - 3-41 (Alltel - 3-41)

1999-Jaguars 41-3 (J)

**49ers vs. Kansas City Chiefs W-4 L-3 T-0 (Pts. - S.F. 148, Kansas City 127)**

**Record vs. Chiefs:** Home - 2-1 (3Com - 2-1); Away - 2-2 (Arrowhead - 2-2)

**Points vs. Chiefs:** Home - 76-43 (3Com - 76-43); Away - 72-84 (Arrowhead - 72-84)

1971-Chiefs 26-17 (SF)	1985-49ers 31-3 (SF)	1994-Chiefs 24-17 (KC)
1975-49ers 20-3 (KC)	1991-49ers 28-14 (SF)	1997-Chiefs 44-9 (KC)
1982-49ers 26-13 (KC)		

**49ers vs. Miami Dolphins W-4 L-4 T-0 (Pts. - S.F. 198, Miami 132)**

**Record vs. Dolphins:** Home - 1-2 (3Com - 1-2); Away - 2-2 (Orange Bowl - 1-2; Joe Robbie - 1-0); Neutral - 1-0 (Stanford - 1-0)

**Points vs. Dolphins:** Home - 59-42 (3Com - 59-42); Away - 101-74 (Orange Bowl - 57-54; Joe Robbie - 44-20); Neutral - 38-16 (Stanford - 38-16)

1973-Dolphins 21-13 (M)	1983-Dolphins 20-17 (SF)	1992-49ers 27-3 (SF)
1977-Dolphins 19-15 (SF)	1984-49ers 38-16 (SB XIX)+	1995-49ers 44-20 (M)
1980-Dolphins 17-13 (M)	1986-49ers 31-16 (M)	+Postseason

**49ers vs. Minnesota Vikings W-21 L-18 T-1 (Pts. - S.F. 999, Minnesota 880)**

**Record vs. Vikings:** Home - 12-7-1 (Kezar - 2-4-1; 3Com - 10-3); Away - 9-11 (Metropolitan - 6-7; Metrodome - 3-4)

**Points vs. Vikings:** Home - 574-429 (Kezar - 182-178; 3Com - 392-251); Away - 425-451 (Metropolitan - 272-294; Metrodome - 153-157)

1961-49ers 38-24 (M)	1969-Vikings 10-7 (M)	1988-49ers 24-21 (SF)
49ers 38-28 (SF)	1970-49ers 17-14 (M)+	49ers 34-9 (SF)+
1962-49ers 21-7 (SF)	1971-49ers 13-9 (M)	1989-49ers 41-13 (SF)+
49ers 35-12 (M)	1972-49ers 20-17 (SF)	1990-49ers 20-17 (M)
1963-Vikings 24-20 (SF)	1973-Vikings 17-13 (SF)	1991-Vikings 17-14 (M)
Vikings 45-14 (M)	1975-Vikings 27-17 (M)	1992-49ers 20-17 (M)
1964-Vikings 27-22 (SF)	1976-49ers 20-16 (SF)	1993-49ers 38-19 (SF)
Vikings 24-7 (M)	1977-Vikings 28-27 (M)	1994-Vikings 21-14 (M)
1965-Vikings 42-41 (SF)	1979-Vikings 28-22 (M)	1995-49ers 37-30 (SF)
49ers 45-24 (M)	1983-49ers 48-17 (M)	1997-49ers 28-17 (SF)
1966-Tie 20-20 (SF)	1984-49ers 51-7 (SF)	49ers 38-22 (SF)+
Vikings 28-3 (M)	1985-Vikings 28-21 (M)	1999-Vikings 40-16 (M)
1967-49ers 27-21 (M)	1986-Vikings 27-24 (SF)#	
1968-Vikings 30-20 (SF)	1987-Vikings 36-24 (SF)+	#Overtime +Postseason


**49ers vs. New England Patriots W-7 L-2 T-0 (Pts. - S.F. 236, New England 147)**
**Record vs. Patriots:** Home - 4-0 (3Com - 3-0; Stanford - 1-0); Away - 3-2 (Foxboro - 3-2)

**Points vs. Patriots:** Home - 113-50 (3Com - 76-30; Stanford - 37-20); Away - 123-97 (Foxboro - 123-97)

1971-49ers 27-10 (SF)	1986-49ers 29-24 (F)	1995-49ers 28-3 (SF)
1975-Patriots 24-16 (F)	1989-49ers 37-20 (SF)	1998-Patriots 24-21 (F)
1980-49ers 21-17 (SF)	1992-49ers 24-12 (F)	(S) = Stanford
1983-49ers 33-13 (F)		

**49ers vs. New Orleans Saints W-43 L-16 T-2 (Pts. - S.F. 1,492, New Orleans 1,011)**
**Record vs. Saints:** Home - 21-8-2 (Kezar - 1-0-1; 3Com - 20-8-1); Away - 22-8 (Tulane - 4-2; Superdome - 18-6)

**Points vs. Saints:** Home - 803-517 (Kezar - 47-33; 3Com - 756-484); Away - 689-494 (Tulane - 178-121; Superdome - 511-373)

1967-49ers 27-13 (SF)	1980-49ers 26-23 (NO)	49ers 38-24 (SF)
1969-Saints 43-38 (NO)	49ers 38-35 (SF)#	1992-49ers 16-10 (NO)
1970-Tie 20-20 (SF)	1981-49ers 21-14 (SF)	49ers 21-20 (SF)
49ers 38-27 (NO)	49ers 21-17 (NO)	1993-Saints 16-13 (NO)
1971-49ers 38-20 (NO)	1982-Saints 23-20 (SF)	49ers 42-7 (SF)
Saints 26-20 (SF)	1983-49ers 32-13 (NO)	1994-49ers 24-13 (SF)
1972-49ers 37-2 (NO)	49ers 27-0 (SF)	49ers 35-14 (NO)
Tie 20-20 (SF)	1984-49ers 30-20 (SF)	1995-49ers 24-22 (NO)
1973-49ers 40-0 (SF)	49ers 35-3 (NO)	Saints 11-7 (SF)
Saints 16-10 (NO)	1985-Saints 20-17 (SF)	1996-49ers 27-11 (SF)
1974-49ers 17-13 (NO)	49ers 31-19 (NO)	49ers 24-17 (NO)
49ers 35-21 (SF)	1986-49ers 26-17 (SF)	1997-49ers 33-7 (SF)
1975-49ers 35-21 (SF)	Saints 23-10 (NO)	49ers 23-0 (NO)
49ers 16-6 (NO)	1987-49ers 24-22 (NO)	1998-49ers 31-0 (NO)
1976-49ers 33-3 (SF)	Saints 26-24 (SF)	49ers 31-20 (SF)
49ers 27-7 (NO)	1988-49ers 34-33 (NO)	1999-49ers 28-21 (SF)
1977-49ers 10-7 (NO)#	49ers 30-17 (SF)	Saints 24-6 (NO)
49ers 20-17 (SF)	1989-49ers 24-20 (NO)	
1978-Saints 14-7 (SF)	49ers 31-13 (SF)	
Saints 24-13 (NO)	1990-49ers 13-12 (NO)	
1979-Saints 30-21 (SF)	Saints 13-10 (SF)	
Saints 31-20 (NO)	1991-Saints 10-3 (NO)	

#Overtime

**49ers vs. New York Giants W-15 L-14 T-0 (Pts. - S.F. 601, Giants 552)**
**Record vs. Giants:** Home - 9-6 (Kezar - 0-2; 3Com - 9-4); Away - 6-8 (Polo Grounds - 0-1; Yankee - 2-1; Giants - 4-6)

**Points vs. Giants:** Home - 334-231 (Kezar - 40-59; 3Com - 294-172); Away - 267-321 (Polo Grounds - 14-23; Yankee - 67-75; Giants - 186-223)

1952-Giants 23-14 (NY)	1979-Giants 32-16 (NY)	1988-49ers 20-17 (NY)
1956-Giants 38-21 (SF)	1980-49ers 12-0 (SF)	1989-49ers 34-24 (SF)
1957-49ers 27-17 (NY)	1981-49ers 17-10 (SF)	1990-49ers 7-3 (SF)
1960-Giants 21-19 (SF)	49ers 38-24 (SF)+	Giants 15-13 (SF)+
1963-Giants 48-14 (NY)	1984-49ers 31-10 (NY)	1991-Giants 16-14 (NY)
1968-49ers 26-10 (NY)	1984-49ers 21-10 (SF)+	1992-49ers 31-14 (NY)
1972-Giants 23-17 (SF)	1985-Giants 17-3 (NY)+	1993-49ers 44-3 (SF)+
1975-Giants 26-23 (SF)	1986-Giants 21-17 (SF)	1995-49ers 20-6 (SF)
1977-Giants 20-17 (NY)	Giants 49-3 (NY)+	1998-49ers 31-7 (SF)
1978-Giants 27-10 (NY)	1987-49ers 41-21 (NY)	+ Postseason

**49ers vs. New York Jets W-7 L-1 T-0 (Pts. - S.F. 205, Jets 145)**
**Record vs. Jets:** Home - 3-1 (3Com - 3-1); Away - 4-0 (Shea - 2-0; Meadowlands - 2-0)

**Points vs. Jets:** Home - 90-73 (3Com - 90-73); Away - 115-72 (Shea - 61-48; Meadowlands - 54-24)

1971-49ers 24-21 (NY)	1983-Jets 27-13 (SF)	1992-49ers 31-14 (NY)
1976-49ers 17-6 (SF)	1986-49ers 24-10 (SF)	1998-49ers 36-30 (SF)#
1980-49ers 32-27 (NY)	1989-49ers 23-10 (NY)	

+ Postseason #Overtime

**49ers vs. Oakland Raiders W-3 L-5 T-0 (Pts. - S.F. 176, Raiders 133)**

**Record vs. Raiders:** Home - 1-3 (3Com - 1-3); Away - 2-2 (Oakland Coliseum - 1-1; Los Angeles Coliseum - 1-1)  
**Points vs. Raiders:** Home - 88-81 (3Com - 88-81); Away - 88-52 (Oakland Coliseum - 48-30; Los Angeles Coliseum - 40-22)

1970—49ers 38-7 (O)	1982—Raiders 23-17 (SF)	1991—Raiders 12-6 (LA)
1974—Raiders 35-24 (SF)	1985—49ers 34-10 (LA)	1994—49ers 44-14 (SF)
1979—Raiders 23-10 (O)	1988—Raiders 9-3 (SF)	(LA) = Los Angeles

**49ers vs. Philadelphia Eagles W-15 L-6 T-1 (Pts. - S.F. 522, Philadelphia 429)**

**Record vs. Eagles:** Home - 7-4 (Kezar - 3-1; 3Com - 4-3); Away - 8-2-1 (Shibe/Connie Mack - 0-1-1; Franklin - 3-0; Veterans - 5-1)

**Points vs. Eagles:** Home - 258-237 (Kezar - 103-83; 3Com 155-154); Away - 264-192 (Shibe/Connie Mack - 24-31; Franklin - 86-75; Veterans - 154-86)

1951-Eagles 21-14 (P)	1969-49ers 14-13 (SF)	1991-49ers 23-7 (P)
1953-49ers 31-21 (SF)	1971-49ers 31-3 (P)	1992-49ers 20-14 (SF)
1956-Tie 10-10 (P)	1973-49ers 38-28 (SF)	1993-Eagles 37-34 (SF)#
1958-49ers 30-24 (P)	1975-Eagles 27-17 (P)	1994-Eagles 40-8 (SF)
1959-49ers 24-14 (SF)	1983-Eagles 22-17 (SF)	1996-49ers 14-0 (SF)+
1964-49ers 28-24 (P)	1984-49ers 21-9 (P)	1997-49ers 24-12 (P)
1966-Eagles 35-34 (SF)	1985-49ers 24-13 (SF)	+Postseason
1967-49ers 28-27 (P)	1989-49ers 38-28 (P)	#Overtime

**49ers vs. Pittsburgh Steelers W-9 L-8 T-0 (Pts. - Pittsburgh 350, S.F. 325)**

**Record vs. Steelers:** Home - 4-5 (Kezar - 3-1; 3Com - 1-4); Away - 5-3 (Forbes - 1-1; Pitt - 1-0; Three Rivers - 3-2)

**Points vs. Steelers:** Home - 159-179 (Kezar - 88-64; 3Com - 71-115); Away - 166-171 (Forbes - 38-44; Pitt - 45-28; Three Rivers - 83-99)

1951-49ers 28-24 (P)	1968-49ers 45-28 (P)	1987-Steelers 30-17 (P)
1952-Steelers 24-7 (SF)	1973-Steelers 37-14 (SF)	1990-49ers 27-7 (SF)
1954-49ers 31-3 (SF)	1977-Steelers 27-0 (P)	1993-49ers 24-13 (P)
1958-49ers 23-20 (SF)	1978-Steelers 24-7 (SF)	1996-49ers 25-15 (P)
1961-Steelers 20-10 (P)	1981-49ers 17-14 (P)	1999-Steelers 27-6 (SF)
1965-49ers 27-17 (SF)	1984-Steelers 20-17 (SF)	

**49ers vs. San Diego Chargers W-6 L-3 T-0 (Pts. - S.F. 273, San Diego 163)**

**Record vs. Chargers:** Home - 3-1 (3Com - 3-1); Away - 2-2 (Jack Murphy - 2-2); Neutral - 1-0 (Joe Robbie - 1-0)

**Points vs. Chargers:** Home - 122-68 (3Com - 122-68); Away - 102-69 (Jack Murphy - 102-69); Neutral - 49-26 (Joe Robbie - 49-26)

1972-49ers 34-3 (SF)	1982-Chargers 41-37 (SF)	1994-49ers 38-15 (SD)
1976-Chargers 13-7 (SD)#	1988-49ers 48-10 (SD)	49ers 49-26 (SB XXIX)+
1979-Chargers 31-9 (SD)	1991-49ers 34-14 (SF)	1997-49ers 17-10 (SF)

+Postseason #Overtime

**49ers vs. Seattle Seahawks W-4 L-2 T-0 (Pts. - S.F. 151, Seattle 129)**

**Record vs. Seahawks:** Home - 1-1 (3Com - 1-1); Away - 3-1 (Kingdome - 3-1)

**Points vs. Seahawks:** Home - 43-41 (3Com - 43-41); Away - 108-88 (Kingdome - 108-88)

1976-49ers 37-21 (S)	1985-49ers 19-6 (SF)	1991-49ers 24-22 (S)
1979-Seahawks 35-24 (SF)	1988-49ers 38-7 (S)	1997-Seahawks 38-9 (S)

**49ers vs. St. Louis Rams W-49 L-50 T-2 (Pts. - S.F. 2,243, Rams 2,202)**

**Record vs. Rams:** Home - 23-27-1 (Kezar - 10-10-1; 3Com - 13-17); Away - 25-24-1 (L.A. Coliseum - 9-20-1; Anaheim - 13-2; Busch - 1-0; TWA Dome - 3-1)

**Points vs. Rams:** Home - 1,132-1,054 (Kezar - 470-463; 3Com - 662-591); Away - 1,111-1,148 (L.A. Coliseum - 528-788; Anaheim - 448-275; Busch - 44-10; TWA - 91-75)

1950-Rams 35-14 (SF)	1952-Rams 35-9 (LA)	1954-Tie 24-24 (LA)
Rams 28-21 (LA)	Rams 34-21 (SF)	Rams 42-34 (SF)
1951-49ers 44-17 (SF)	1953-49ers 31-30 (SF)	1955-Rams 23-14 (SF)
Rams 23-16 (LA)	49ers 31-27 (LA)	Rams 27-14 (LA)

**St. Louis Rams Conf.**

1956-49ers 33-30 (SF)  
 Rams 30-6 (LA)  
 1957-49ers 23-20 (SF)  
 Rams 37-24 (LA)  
 1958-Rams 33-3 (SF)  
 Rams 56-7 (LA)  
 1959-49ers 34-0 (SF)  
 49ers 24-16 (LA)  
 1960-49ers 13-9 (SF)  
 49ers 23-7 (LA)  
 1961-49ers 35-0 (SF)  
 Rams 17-7 (LA)  
 1962-Rams 28-14 (SF)  
 49ers 24-17 (LA)  
 1963-Rams 28-21 (LA)  
 Rams 21-17 (SF)  
 1964-Rams 42-14 (LA)  
 49ers 28-7 (SF)  
 1965-49ers 45-21 (LA)  
 49ers 30-27 (SF)  
 1966-Rams 34-3 (LA)  
 49ers 21-13 (SF)  
 1967-49ers 27-24 (LA)  
 Rams 17-7 (SF)  
 1968-Rams 24-10 (LA)  
 Tie 20-20 (SF)  
 1969-Rams 27-21 (SF)  
 Rams 41-30 (LA)  
 1970-49ers 20-6 (LA)  
 Rams 30-13 (SF)

1971-Rams 20-13 (SF)  
 Rams 17-6 (LA)  
 1972-Rams 31-7 (LA)  
 Rams 26-16 (SF)  
 1973-Rams 40-20 (SF)  
 Rams 31-13 (LA)  
 1974-Rams 37-14 (LA)  
 Rams 15-13 (SF)  
 1975-Rams 23-14 (SF)  
 49ers 24-23 (LA)  
 1976-49ers 16-0 (LA)  
 Rams 23-3 (SF)  
 1977-Rams 34-14 (LA)  
 Rams 23-10 (SF)  
 1978-Rams 27-10 (LA)  
 Rams 31-28 (SF)  
 1979-Rams 27-24 (LA)  
 Rams 26-20 (SF)  
 1980-Rams 48-26 (A)  
 Rams 31-17 (SF)  
 1981-49ers 20-17 (SF)  
 49ers 33-31 (A)  
 1982-49ers 30-24 (A)  
 Rams 21-20 (SF)  
 1983-Rams 10-7 (SF)  
 49ers 45-35 (A)  
 1984-49ers 33-0 (A)  
 49ers 19-16 (SF)  
 1985-49ers 28-14 (A)  
 Rams 27-20 (SF)

1986-Rams 16-13 (A)  
 49ers 24-14 (SF)  
 1987-49ers 31-10 (A)  
 49ers 48-0 (SF)  
 1988-49ers 24-21 (A)  
 Rams 38-16 (SF)  
 1989-Rams 13-12 (SF)  
 49ers 30-27 (A)  
 49ers 30-3 (SF)+  
 1990-Rams 28-17 (SF)  
 49ers 26-10 (A)  
 1991-49ers 27-10 (SF)  
 49ers 33-10 (A)  
 1992-49ers 27-24 (SF)  
 49ers 27-10 (A)  
 1993-49ers 40-17 (SF)  
 49ers 35-10 (A)  
 1994-49ers 34-19 (A)  
 49ers 31-27 (SF)  
 1995-49ers 44-10 (SL)  
 49ers 41-13 (SF)  
 1996-49ers 34-0 (SF)  
 49ers 28-11 (SL)  
 1997-49ers 15-12 (SF)  
 49ers 30-10 (SL)  
 1998-49ers 28-10 (SL)  
 49ers 38-19 (SF)  
 1999-Rams 42-20 (SL)  
 Rams 23-7 (SF)

+Postseason (LA) = Los Angeles (A) = Anaheim (SL) = St. Louis

**49ers vs. Tampa Bay Buccaneers W-12 L-2 T-0 (Pts. - S.F. 350, Tampa Bay 186)**

**Record vs. Buccaneers:** Home - 8-1 (3Com - 8-1); Away - 4-1 (Tampa - 4-1)

**Points vs. Buccaneers:** Home - 224-119 (3Com - 224-119); Away - 126-67 (Tampa - 126-67)

1977-49ers 20-10 (SF)  
 1978-49ers 6-3 (SF)  
 1979-49ers 23-7 (SF)  
 1980-Bucs 24-23 (SF)  
 1983-49ers 35-21 (SF)

1984-49ers 24-17 (SF)  
 1986-49ers 31-7 (TB)  
 1987-49ers 24-10 (TB)  
 1989-49ers 20-16 (TB)  
 1990-49ers 31-7 (SF)

1992-49ers 21-14 (SF)  
 1993-49ers 45-21 (TB)  
 1994-49ers 41-16 (SF)  
 1997-Bucs 13-6 (TB)

**49ers vs. Tennessee Titans W-7 L-3 T-0 (Pts. - S.F. 216, Tennessee 176)**

**Record vs. Titans:** Home - 3-2 (3Com - 3-2); Away - 4-1 (Astrodome - 4-1)

**Points vs. Titans:** Home - 99-85 (3Com - 99-85); Away - 117-91 (Astrodome - 117-91)

1970-49ers 30-20 (H)  
 1975-Oilers 27-13 (SF)  
 1978-Oilers 20-19 (H)  
 1981-49ers 28-6 (SF)

1984-49ers 34-21 (H)  
 1987-49ers 27-20 (SF)  
 1990-49ers 24-21 (H)  
 1993-Oilers 10-7 (SF)

1996-49ers 10-9 (H)  
 1999-49ers 24-22 (SF)

(H) = Houston

**49ers vs. Washington Redskins W-15 L-8 T-1 (Pts. - S.F. 605, Washington 439)**

**Record vs. Redskins:** Home - 9-2-1 (Kezar - 3-0-1; 3Com - 6-2); Away - 6-6 (Griffith - 1-1; RFK - 4-5; Jack Kent Cooke - 1-0)

**Points vs. Redskins:** Home - 332-202 (Kezar - 119-44; 3Com - 213-158); Away - 273-237 (Griffith - 23-24; RFK - 205-203; Jack Kent Cooke - 45-10)

1952-49ers 23-17 (W)  
 1954-49ers 41-7 (SF)  
 1955-Redskins 7-0 (W)  
 1961-49ers 35-3 (SF)  
 1967-Redskins 31-28 (W)  
 1969-Tie 17-17 (SF)  
 1970-49ers 26-17 (SF)  
 1971-49ers 24-20 (SF)+

1973-Redskins 33-9 (W)  
 1976-Redskins 24-21 (SF)  
 1978-Redskins 38-20 (W)  
 1981-49ers 30-17 (W)  
 1983-Redskins 24-21 (W)+  
 1984-49ers 37-31 (SF)  
 1985-49ers 35-8 (W)  
 1986-Redskins 14-6 (W)

1988-49ers 37-21 (SF)  
 1990-49ers 26-13 (SF)  
 49ers 28-10 (SF)+  
 1992-49ers 20-13 (SF)+  
 1994-49ers 37-22 (W)  
 1996-49ers 19-16 (W)#  
 1998-49ers 45-10 (W)  
 1999-Redskins 26-20 (SF)#

#Overtime +Postseason



# FINAL STANDINGS (1946-49)

## ALL-AMERICA FOOTBALL CONFERENCE

### 1946 SEASON

EASTERN DIVISION					Points	
W	L	T	Pct.	For	Agst.	
New York .....	10	3	1	.769	270	192
Brooklyn .....	3	10	1	.250	226	339
Buffalo .....	3	10	1	.250	249	370
Miami .....	3	11	0	.154	167	378
WESTERN DIVISION					Points	
W	L	T	Pct.	For	Agst.	
Cleveland .....	12	2	0	.857	423	137
San Francisco .....	9	5	0	.643	307	189
Los Angeles .....	7	5	2	.583	305	290
Chicago .....	5	6	3	.455	263	315

#### Championship Game

Cleveland 14, New York 9

### 1947 SEASON

EASTERN DIVISION					Points	
W	L	T	Pct.	For	Agst.	
Buffalo .....	8	4	2	.667	320	288
New York .....	11	2	1	.846	378	239
Brooklyn .....	3	10	1	.231	181	340
Baltimore .....	2	11	1	.154	167	377
WESTERN DIVISION					Points	
W	L	T	Pct.	For	Agst.	
Cleveland .....	12	1	1	.923	410	185
San Francisco .....	8	4	2	.667	327	264
Los Angeles .....	7	7	0	.500	328	256
Chicago .....	1	13	0	.071	263	425

#### Championship Game

Cleveland 14, New York 3

### 1948 SEASON

EASTERN DIVISION					Points	
W	L	T	Pct.	For	Agst.	
Buffalo .....	8*	7*	0	.533	388	375
Baltimore .....	7*	8*	0	.467	350	355
New York .....	6*	8*	0	.429	265	301
Brooklyn .....	2*	12*	0	.143	253	387
WESTERN DIVISION					Points	
W	L	T	Pct.	For	Agst.	
Cleveland .....	14	0	0	1.000	389	190
San Francisco .....	12	2	0	.857	495	248
Los Angeles .....	7	7	0	.500	258	305
Chicago .....	1	13	0	.071	202	439

\*Includes Divisional Playoff game.

#### Championship Game

Cleveland 49, Buffalo 7

### 1949 SEASON

					Points	
W	L	T	Pct.	For	Agst.	
Cleveland .....	9	1	2	.900	339	171
San Francisco .....	9	3	0	.750	416	227
Brooklyn-NY .....	8	4	0	.667	196	206
Buffalo .....	5	5	2	.500	236	256
Chicago .....	4	8	0	.333	179	261
Los Angeles .....	4	8	0	.333	253	322
Baltimore .....	1	11	1	.083	172	341

#### First Round Playoff Games

Cleveland 31, Buffalo 21

San Francisco 17, Brooklyn-NY 7

#### Championship Game

Cleveland 21, San Francisco 7#

## 100-YARD HISTORY

The 49ers have had 136 100-yard rushing games in team history. San Francisco is 99-36-1 (.730) when a player rushes for 100 yards. The 49ers are 10-3 in the last 13 games they have had an individual 100-yard rushing performance. When registering more than 150 yards on the ground as a team, the 49ers are 105-18 since 1981. They are 31-7 in games when rushing for more than 200 yards during that stretch.

## NON-DIVISION DOMINANCE

San Francisco has won in and out of the division. The 49ers have posted a 70-29 (.715) record against non-division opponents since 1989.



## 49ERS YEARLY RESULTS

### ALL-AMERICA FOOTBALL CONFERENCE (1946-49)

#### 1946 (9-5)

Lawrence T. Shaw, Coach

L 7	New York Yanks/S-8	21
W 21	Miami Seahawks/S-15	14
W 32	Brooklyn Dodgers/S-22	13
L 7	at Chicago Rockets/S-29	21
W 34	at Miami Seahawks/O-7	7
W 23	at Los Angeles Dons/O-12	14
L 14	at Buffalo Bisons/O-18	17
W 34	at Cleveland Browns/O-27	20
W 27	Buffalo Bisons/N-2	14
L 7	Cleveland Browns/N-10	14
L 9	at New York Yanks/N-17	10
W 30	at Brooklyn Dodgers/N-24	14
W 14	Chicago Rockets/N-30	0
W 48	Los Angeles Dons/D-8	7
307		189

#### 1948 (12-2)

Lawrence T. Shaw, Coach

W 35	Buffalo Bills/A-29	14
W 36	Brooklyn Dodgers/S-5	20
W 41	New York Yanks/S-12	0
W 36	Los Angeles Dons/S-19	14
W 38	at Buffalo Bills/S-26	28
W 31	at Chicago Rockets/O-1	14
W 56	at Baltimore Colts/O-10	14
W 21	at New York Yanks/O-17	7
W 21	Baltimore Colts/O-24	10
W 44	Chicago Rockets/N-7	21
L 7	at Cleveland Browns/N-14	14
W 63	at Brooklyn Dodgers/N-21	40
L 28	Cleveland Browns/N-28	31
W 38	at Los Angeles Dons/D-5	21
495		248

#### 1947 (8-4-2)

Lawrence T. Shaw, Coach

W 23	Brooklyn Dodgers/A-31	7
W 17	Los Angeles Dons/S-7	14
W 14	Baltimore Colts/S-14	7
L 16	New York Yanks/S-21	21
W 41	at Buffalo Bills/S-28	24
T 28	at Baltimore Colts/O-5	28
W 42	Chicago Rockets/O-12	28
L 7	Cleveland Browns/O-26	14
W 26	at Los Angeles Dons/N-2	16
L 16	at New York Yanks/N-9	24
L 14	at Cleveland Browns/N-16	37
W 41	at Chicago Rockets/N-21	16
W 21	at Brooklyn Dodgers/N-27	7
T 21	Buffalo Bills/D-7	21
327		264

#### 1949 (9-3/10-4)

Lawrence T. Shaw, Coach

W 31	Baltimore Colts/A-28	17
W 42	Chicago Hornets/S-4	7
W 42	Los Angeles Dons/S-18	14
L 17	at Buffalo Bills/S-25	28
W 42	at Chicago Hornets/S-30	24
W 56	Cleveland Browns/O-9	28
W 51	Buffalo Bills/O-16	7
L 3	at New York Yanks/O-23	24
L 28	at Cleveland Browns/O-30	30
W 28	at Baltimore Colts/N-6	10
W 41	at Los Angeles Dons/11-13	24
W 35	New York Yanks/N-27	14
416		227

#### AAFC PLAYOFF - DEC. 4

(at San Francisco - Kezar)

W 17	New York Yanks	7
------	----------------	---

#### AAFC CHAMPIONSHIP - DEC. 11

(at San Francisco - Kezar)

L 7	Cleveland Browns	21
-----	------------------	----

## NATIONAL FOOTBALL LEAGUE (1950 - PRESENT)

\*Attendance from 1972 on is actual, does not include "no-shows."

#### 1950 (3-9)

Lawrence T. Shaw, Coach

L 17	New York Yanks (29,600)/S-17	21
L 20	Chicago Bears (35,558)/S-24	32
L 14	Los Angeles Rams (27,262)/O-1	35
L 7	at Detroit (17,337)/O-8	24
L 24	at New York Yanks (5,740)/O-12	29
W 28	Detroit (27,350)/O-22	27
W 17	Baltimore (14,800)/O-29	14
L 21	at Los Angeles Rams (15,952)/N-5	28
L 14	at Cleveland (28,786)/N-12	34
L 0	at Chicago Bears (35,105)/N-19	17
L 21	at Green Bay (13,186)/N-26	25
W 30	Green Bay (19,204)/D-10	14
213		300

#### 1951 (7-4-1)

Lawrence T. Shaw, Coach

W 24	Cleveland (48,263)/S-30	10
L 14	at Philadelphia (23,827)/O-6	21
W 28	at Pittsburgh (27,124)/O-14	24
L 7	at Chicago Bears (42,296)/O-21	13
W 44	Los Angeles Rams (49,538)/O-28	17
L 16	at Los Angeles Rams (54,346)/N-4	23
W 19	New York Yanks (25,538)/N-11	14
L 21	Chicago Cards (19,658)/N-18	27
T 10	at New York Yanks (10,184)/N-25	10
W 20	at Detroit (46,467)/D-2	10
W 31	Green Bay (15,121)/D-9	19
W 21	Detroit (27,276)/D-16	17
255		205

**1952 (7-5)**

Lawrence T. Shaw, Coach

W	17	Detroit (52,750)/S-28.....	3
W	37	at Dallas Texans (12,566)/O-5.....	14
W	28	at Detroit (42,842)/O-12.....	0
W	40	at Chicago Bears (46,338)/O-19.....	16
W	48	Dallas Texans (26,887)/O-26.....	21
L	17	Chicago Bears (58,255)/N-2.....	20
L	14	at New York Giants (54,230)/N-9.....	23
W	23	at Washington (30,863)/N-16.....	17
L	9	at Los Angeles Rams (64,450)/N-23.....	35
L	21	Los Angeles Rams (49,420)/N-30.....	34
L	7	Pittsburgh (13,886)/D-7.....	24
W	24	Green Bay (17,579)/D-14.....	14
	285		221

**1953 (9-3)**

Lawrence T. Shaw, Coach

W	31	Philadelphia (25,000)/S-27.....	21
W	31	Los Angeles Rams (41,446)/O-4.....	30
L	21	at Detroit (56,080)/O-11.....	24
W	35	at Chicago Bears (36,909)/O-18.....	28
L	10	Detroit (52,300)/O-25.....	14
W	24	Chicago Bears (26,308)/N-1.....	14
W	31	at Los Angeles Rams (85,856)/N-8.....	27
L	21	at Cleveland (80,698)/N-15.....	23
W	37	at G.B. in Milwaukee (16,378)/N-22.....	7
W	38	at Baltimore (26,005)/N-29.....	21
W	48	Green Bay (31,337)/D-6.....	14
W	45	Baltimore (23,932)/D-13.....	14
	372		237

**1954 (7-4-1)**

Lawrence T. Shaw, Coach

W	41	Washington (32,085)/S-26.....	7
T	24	at Los Angeles Rams (79,208)/O-3.....	24
W	23	at G.B. in Milwaukee (15,571)/O-10.....	17
W	27	at Chicago Bears (42,935)/O-17.....	24
W	37	Detroit (58,891)/O-24.....	31
L	27	Chicago Bears (49,833)/O-31.....	31
L	34	Los Angeles Rams (58,758)/N-7.....	42
L	7	at Detroit (58,431)/N-14.....	48
W	31	at Pittsburgh (37,001)/N-20.....	3
L	13	at Baltimore (23,875)/N-28.....	17
W	35	Green Bay (32,012)/D-5.....	0
W	10	Baltimore (25,456)/D-11.....	7
	313		251

**1955 (4-8)**

Norman P. Strader, Coach

L	14	Los Angeles Rams (58,772)/S-25.....	23
L	3	Cleveland (43,595)/O-2.....	38
W	20	at Chicago Bears (41,651)/O-9.....	19
W	27	at Detroit (50,179)/O-16.....	24
L	23	Chicago Bears (56,350)/O-23.....	34
W	38	Detroit (44,831)/O-30.....	21
L	14	at Los Angeles Rams (71,832)/N-6.....	27
L	0	at Washington (25,112)/N-13.....	7
L	21	at G.B. in Milwaukee (19,099)/N-20.....	27
L	14	at Baltimore (33,485)/N-27.....	26
L	7	Green Bay (32,897)/D-4.....	28
W	35	Baltimore (33,471)/D-11.....	24
	216		308

**1956 (5-6-1)**

Frank C. Albert, Coach

L	21	New York Giants (41,751)/S-30.....	38
W	33	Los Angeles Rams (56,489)/O-7.....	30
L	7	at Chicago Bears (47,526)/O-14.....	31
L	17	at Detroit (55,662)/O-21.....	20
L	21	Chicago Bears (52,612)/O-28.....	38
L	13	Detroit (46,708)/N-4.....	17
L	6	at Los Angeles Rams (69,828)/N-11.....	30
W	17	at Green Bay (17,986)/N-18.....	16
T	10	at Philadelphia (19,326)/N-25.....	10
W	20	at Baltimore (37,227)/D-2.....	17
W	38	Green Bay (32,433)/D-8.....	20
W	30	Baltimore (43,791)/D-16.....	17
	233		284

**1957 (8-4/8-5)**

Frank C. Albert, Coach

L	10	Chicago Cards (35,743)/S-29.....	20
W	23	Los Angeles Rams (59,637)/O-6.....	20
W	21	at Chicago Bears (45,310)/O-13.....	17
W	24	at G.B. in Milwaukee (18,919)/O-20.....	14
W	21	Chicago Bears (56,693)/O-27.....	17
W	35	Detroit (59,702)/N-3.....	31
L	24	at Los Angeles Rams (102,368)/N-10.....	37
L	10	at Detroit (56,915)/N-17.....	31
L	21	at Baltimore (50,073)/N-24.....	27
W	27	at New York Giants (54,121)/D-1.....	17
W	17	Baltimore (59,950)/D-8.....	13
W	27	Green Bay (59,100)/D-15.....	20
	287		295

**NFC PLAYOFF - DEC. 22**

(at San Francisco - Kezar Stadium)

L	27	Detroit (60,118).....	31
---	----	-----------------------	----

**1958 (6-6)**

Frank C. Albert, Coach

W	23	Pittsburgh (51,856)/S-28.....	20
L	3	Los Angeles Rams (59,826)/O-5.....	33
L	6	at Chicago Bears (45,310)/O-12.....	28
W	30	at Philadelphia (33,110)/O-19.....	24
L	14	Chicago Bears (59,441)/O-26.....	27
W	24	Detroit (59,350)/N-2.....	21
L	7	at Los Angeles Rams (95,082)/N-9.....	56
L	21	at Detroit (54,523)/N-16.....	35
W	33	at G.B. in Milwaukee (43,819)/N-23.....	12
L	27	at Baltimore (57,557)/N-30.....	35
W	48	Green Bay (50,793)/D-7.....	21
W	21	Baltimore (58,334)/D-14.....	12
	257		324

**1959 (7-5)**

Howard W. Hickey, Coach

W	24	Philadelphia (41,697)/S-27.....	14
W	34	Los Angeles Rams (56,028)/O-4.....	0
L	20	at Green Bay (32,150)/O-11.....	21
W	34	at Detroit (52,585)/O-18.....	13
W	20	Chicago Bears (59,045)/O-25.....	17
W	33	Detroit (59,064)/N-1.....	7
W	24	at Los Angeles Rams (94,276)/N-8.....	16
L	3	at Chicago Bears (42,157)/N-15.....	14
L	14	at Baltimore (56,007)/N-22.....	45
W	21	at Cleveland (53,763)/N-29.....	20
L	14	Baltimore (59,075)/D-5.....	34
L	14	Green Bay (55,997)/D-13.....	36
	255		237

**1960 (7-5)**

Howard W. Hickey, Coach

L	19	New York Giants (44,598)/S-25.....	21
W	13	Los Angeles Rams (53,633)/O-2.....	9
W	14	at Detroit (49,825)/O-9.....	10
L	10	at Chicago Bears (48,226)/O-16.....	27
L	14	at G.B. in Milwaukee (39,914)/O-23.....	41
W	25	Chicago Bears (55,071)/O-30.....	7
L	0	Detroit (48,447)/N-6.....	24
W	26	at Dallas (10,000)/N-20.....	14
W	30	at Baltimore (57,808)/N-27.....	22
W	23	at Los Angeles Rams (77,254)/D-4.....	7
L	0	Green Bay (53,612)/D-10.....	13
W	34	Baltimore (57,269)/D-18.....	10
	208		205

**1961 (7-6-1)**

Howard W. Hickey, Coach

W	35	Washington (43,412)/S-17.....	3
L	10	at Green Bay (38,624)/S-24.....	30
W	49	at Detroit (53,155)/O-1.....	0
W	35	Los Angeles Rams (59,004)/O-8.....	0
W	38	at Minnesota (34,415)/O-15.....	24
L	0	at Chicago Bears (49,070)/O-22.....	31
L	10	at Pittsburgh (19,686)/O-29.....	20
T	20	Detroit (56,878)/N-5.....	20
L	7	at Los Angeles Rams (63,766)/N-12.....	17
W	41	Chicago Bears (52,972)/N-19.....	31
W	38	Minnesota (48,905)/N-26.....	28
L	17	at Baltimore (57,641)/D-3.....	20
W	22	Green Bay (55,722)/D-10.....	21
L	24	Baltimore (45,517)/D-16.....	27
	346		272

**1962 (6-8)**

Howard W. Hickey, Coach

L	14	Chicago (46,052)/S-16.....	30
L	24	at Detroit (51,032)/S-23.....	45
W	21	Minnesota (38,407)/S-30.....	7
W	21	at Baltimore (54,148)/O-7.....	13
W	34	at Chicago (48,902)/O-14.....	27
L	13	at G.B. in Milwaukee (46,012)/O-21.....	31
L	14	Los Angeles Rams (51,033)/O-28.....	28
L	3	Baltimore (44,875)/N-4.....	22
L	24	Detroit (43,449)/N-11.....	38
W	24	at Los Angeles Rams (42,554)/N-18.....	17
W	24	at St. Louis (17,532)/N-25.....	17
W	35	at Minnesota (33,076)/D-2.....	12
L	21	Green Bay (53,769)/D-9.....	31
L	10	Cleveland (35,274)/D-15.....	13
	282		331

**1963 (2-12)**

Coach\*

L	20	Minnesota (30,781)/S-15.....	24
L	14	Baltimore (31,006)/S-22.....	20
L	14	at Minnesota (28,567)/S-29.....	45
L	3	at Detroit (44,088)/O-6.....	26
L	3	at Baltimore (56,962)/O-13.....	20
W	20	Chicago (35,837)/O-20.....	14
L	21	at Los Angeles Rams (45,532)/O-27.....	28
L	7	Detroit (33,511)/N-3.....	45
W	31	Dallas (29,563)/N-10.....	24
L	14	at New York Giants (62,982)/N-17.....	48

L	10	at G.B. in Milwaukee (45,905)/N-24.....	28
L	17	Los Angeles Rams (33,321)/D-1.....	21
L	7	at Chicago (46,994)/D-8.....	27
L	17	Green Bay (31,031)/D-14.....	21
	198		391

\*Coach Red Hickey resigned after third game and Jack Christiansen was appointed his successor.

**1964 (4-10)**

Jack Christiansen, Coach

L	17	Detroit (33,204)/S-13.....	26
W	28	at Philadelphia (57,352)/S-20.....	24
L	13	St. Louis (30,969)/S-27.....	23
W	31	Chicago (33,132)/O-4.....	21
L	14	at G.B. in Milwaukee (47,380)/O-11.....	24
L	14	at Los Angeles Rams (54,355)/O-18.....	42
L	22	Minnesota (31,845)/O-25.....	27
L	7	at Baltimore (60,213)/N-1.....	37
L	7	at Minnesota (40,408)/N-8.....	24
W	24	Green Bay (38,483)/N-15.....	14
L	21	at Chicago (46,772)/N-22.....	23
L	3	Baltimore (33,642)/N-29.....	14
W	28	Los Angeles Rams (31,791)/D-6.....	7
L	7	at Detroit (41,854)/D-13.....	24
	236		330

**1965 (7-6-1)**

Jack Christiansen, Coach

W	52	Chicago (31,211)/S-19.....	24
W	27	Pittsburgh (28,161)/S-26.....	17
L	24	at Baltimore (57,342)/O-3.....	27
L	10	at Green Bay (50,858)/O-10.....	27
W	45	at Los Angeles Rams (34,703)/O-17.....	21
L	41	Minnesota (40,673)/O-24.....	42
L	28	Baltimore (43,575)/O-31.....	34
L	31	at Dallas (30,531)/N-7.....	39
W	27	at Detroit (52,570)/N-14.....	21
W	30	Los Angeles Rams (39,253)/N-21.....	27
W	45	at Minnesota (36,748)/N-28.....	24
W	17	Detroit (38,483)/D-5.....	14
L	20	at Chicago (43,400)/D-12.....	61
T	24	Green Bay (45,710)/D-19.....	24
	421		402

**1966 (6-6-2)**

Jack Christiansen, Coach

T	20	Minnesota (29,312)/S-11.....	20
L	14	at Baltimore (56,715)/S-25.....	36
L	3	at Los Angeles Rams (45,642)/S-30.....	34
W	21	Green Bay (39,290)/O-9.....	20
W	44	at Atlanta (54,788)/O-16.....	7
W	27	Detroit (36,745)/O-23.....	24
L	3	at Minnesota (45,007)/O-30.....	28
W	21	Los Angeles Rams (35,372)/N-6.....	13
T	30	at Chicago (47,079)/N-13.....	30
L	34	Philadelphia (31,993)/N-20.....	35
W	41	at Detroit (53,189)/N-24.....	14
L	7	at G.B. in Milwaukee (48,725)/D-4.....	20
W	41	Chicago (37,170)/D-11.....	14
L	14	Baltimore (40,005)/D-18.....	30
	320		325



**1967 (7-7)**

Jack Christiansen, Coach

W 27	at Minnesota (39,638)/S-17	21
W 38	Atlanta (30,207)/S-24	7
L 7	at Baltimore (60,238)/O-1	41
W 27	at Los Angeles Rams (60,424)/O-8	24
W 28	at Philadelphia (60,825)/O-15	27
W 27	New Orleans (34,285)/O-22	13
L 3	Detroit (37,990)/O-29	45
L 7	Los Angeles Rams (53,194)/N-5	17
L 28	at Washington (50,326)/N-12	31
L 0	at Green Bay (50,861)/N-19	13
L 9	Baltimore (44,815)/N-26	26
L 14	Chicago (25,613)/D-3	28
W 34	at Atlanta (51,798)/D-10	28
W 24	Dallas (27,182)/D-16	16
273		337

**1968 (7-6-1)**

Dick Nolan, Coach

L 10	at Baltimore (56,864)/S-15	27
W 35	St. Louis (27,557)/S-22	17
W 28	Atlanta (27,477)/S-29	13
L 10	at Los Angeles Rams (69,520)/O-6	24
L 14	Baltimore (32,822)/O-13	42
W 26	at New York Giants (62,958)/O-20	10
W 14	at Detroit (53,555)/O-27	7
L 21	Cleveland (31,359)/N-3	33
L 19	at Chicago (46,978)/N-10	27
T 20	Los Angeles Rams (41,815)/N-17	20
W 45	at Pittsburgh (21,408)/N-24	28
W 27	Green Bay (47,218)/D-1	20
L 20	Minnesota (29,049)/D-8	30
W 14	at Atlanta (44,977)/D-15	12
303		310

**1969 (4-8-2)**

Dick Nolan, Coach

L 12	at Atlanta (45,940)/S-21	24
L 7	at G.B. in Milwaukee (48,184)/S-28	14
T 17	Washington (35,184)/O-5	17
L 21	Los Angeles Rams (45,995)/O-12	27
L 7	Atlanta (28,684)/O-19	21
W 24	at Baltimore (60,238)/O-26	21
L 14	Detroit (35,100)/N-2	26
L 30	at Los Angeles Rams (73,975)/N-9	41
W 20	Baltimore (38,472)/N-16	17
L 38	at New Orleans (71,448)/N-23	43
T 24	at Dallas (62,348)/N-27	24
W 42	Chicago (32,826)/D-6	21
L 7	at Minnesota (43,028)/D-14	10
W 14	Philadelphia (25,391)/D-21	13
277		319

**1970 (10-3-1/11-4-1)**

Dick Nolan, Coach

W 26	Washington (34,984)/S-20	17
W 34	Cleveland (37,502)/S-27	31
L 20	at Atlanta (58,850)/O-4	21
W 20	at Los Angeles Rams (77,272)/O-11	6
T 20	New Orleans (39,446)/O-18	20
W 19	Denver (39,515)/O-25	14
W 26	Green Bay (59,335)/N-1	10
W 37	at Chicago (45,607)/N-8	16

W 30	at Houston (43,040)/N-15	20
L 7	at Detroit (56,232)/N-22	28
L 13	Los Angeles Rams (59,602)/N-29	30
W 24	Atlanta (41,387)/D-6	20
W 38	at New Orleans (61,940)/D-13	27
W 38	at Oakland Raiders (54,535)/D-20	27
352		267

**NFC PLAYOFF - DEC. 27**

(at Bloomington, MN - Metropolitan Stadium)

W 17	Minnesota (45,103)	14
------	--------------------	----

**NFC CHAMPIONSHIP - JAN. 3**

(at San Francisco - Kezar Stadium)

L 10	Dallas (59,364)	17
------	-----------------	----

**1971 (9-5-10-6)**

Dick Nolan, Coach

L 17	at Atlanta (56,990)/S-19	20
W 38	at New Orleans (81,595)/S-26	20
W 31	at Philadelphia (65,358)/O-3	3
L 13	Los Angeles Rams (44,000)/O-10 +	20
W 13	Chicago (44,133)/O-17	0
W 26	at St. Louis (50,419)/O-24	14
W 27	New England (45,092)/O-31	10
W 13	at Minnesota (49,784)/N-7	9
L 20	New Orleans (45,138)/N-14	26
L 6	at Los Angeles Rams (80,050)/N-21	17
W 24	at New York Jets (62,936)/N-28	21
L 17	Kansas City (45,306)/MN/D-6	26
W 24	Atlanta (44,584)/D-12	3
W 31	Detroit (45,580)/D-19	27
300		216

**NFC PLAYOFF - DEC. 26**

(at San Francisco - Candlestick Park)

W 24	Washington (45,327)	20
------	---------------------	----

**NFC CHAMPIONSHIP - JAN. 2**

(at Irving - Texas Stadium)

L 3	Dallas (63,409)	14
-----	-----------------	----

+ First 49ers' regular season game at Candlestick Park.

**1972 (8-5-1/8-6-1)**

Dick Nolan, Coach

W 34	San Diego (56,906)/S-17	3
L 20	at Buffalo (45,825)/S-24	27
W 37	at New Orleans (69,840)/O-1	2
L 7	at Los Angeles Rams (77,382)/O-8	31
L 17	New York Giants (53,284)/O-15	23
T 20	New Orleans (53,571)/O-22	20
W 49	at Atlanta (58,850)/O-29	14
L 24	at G.B. in Milwaukee (47,897)/N-5	34
W 24	Baltimore (57,225)/N-12	21
W 34	at Chicago (65,201)/N-19	21
W 31	at Dallas (65,214)/N-23	10
L 16	Los Angeles Rams (60,175)/MN/D-4	26
W 20	Atlanta (57,523)/D-10	0
W 20	Minnesota (58,502)/D-16	17
353		249

**NFC PLAYOFF - DEC. 23**

(at San Francisco - Candlestick Park)

L 28	Dallas (59,746)	30
------	-----------------	----

## SAN FRANCISCO 49ERS



## MEDIA GUIDE 2000

**1973 (5-9)**

Dick Nolan, Coach

L	13	at Miami (68,275)/S-16.....	21
W	36	at Denver (50,966)/S-23.....	34
L	20	Los Angeles Rams (57,487)/S-30.....	40
W	13	at Atlanta (58,850)/O-7.....	9
L	13	Minnesota (56,438)/O-14.....	17
W	40	New Orleans (52,881)/O-21.....	0
L	3	Atlanta (56,825)/O-28.....	17
L	20	at Detroit (49,531)/N-4.....	30
L	9	at Washington (54,381)/N-11.....	33
L	13	at Los Angeles Rams (78,358)/N-18.....	31
W	20	Green Bay (49,244)/MN/N-26.....	6
W	38	Philadelphia (51,155)/D-2.....	28
L	10	at New Orleans (62,490)/D-9.....	16
L	14	Pittsburgh (52,752)/D-15.....	37
262			319

**1974 (6-8)**

Dick Nolan, Coach

W	17	at New Orleans (65,071)/S-15.....	13
W	17	at Atlanta (47,686)/S-22.....	10
L	3	Cincinnati (49,895)/S-29.....	21
L	9	St. Louis (47,675)/O-6.....	34
L	13	at Detroit (45,199)/MN/O-14.....	17
L	14	at Los Angeles Rams (74,070)/O-20.....	37
L	24	Oakland Raiders (58,524)/O-27.....	35
L	13	Los Angeles Rams (57,526)/MN/N-4.....	15
L	14	at Dallas (50,018)/N-10.....	20
W	34	at Chicago (42,731)/N-17.....	0
W	27	Atlanta (45,435)/N-24.....	0
L	0	at Cleveland (24,559)/D-1.....	7
W	7	Green Bay (45,475)/D-8.....	6
W	35	New Orleans (40,418)/D-15.....	21
226			236

**1975 (5-9)**

Dick Nolan, Coach

L	17	at Minnesota (48,418)/S-21.....	27
L	14	Los Angeles Rams (55,072)/S-28.....	23
W	20	at Kansas City (54,490)/O-5.....	3
L	3	Atlanta (43,719)/O-12.....	17
W	35	New Orleans (39,654)/O-19.....	21
L	16	at New England (60,358)/O-26.....	24
L	17	Detroit (42,683)/N-2.....	28
W	24	at Los Angeles Rams (78,995)/N-9.....	23
W	31	Chicago (41,319)/N-16.....	3
W	16	at New Orleans (40,328)/N-23.....	6
L	17	at Philadelphia (56,694)/N-30.....	27
L	13	Houston (43,767)/D-7.....	27
L	9	at Atlanta (38,501)/D-14.....	31
L	23	New York Giants (33,939)/D-21.....	26
255			286

**1976 (8-6)**

Monte Clark, Coach

W	26	at Green Bay (54,628)/S-12.....	14
L	12	Chicago (44,158)/S-19.....	19
W	37	at Seattle (59,108)/S-26.....	21
W	17	New York Jets (42,961)/O-3.....	6
W	16	at Los Angeles Rams (84,483)/MN/O-110.....	0
W	33	New Orleans (43,160)/O-17.....	3
W	15	Atlanta (50,240)/SN/O-23.....	0

L	20	at St. Louis (50,365)/O-31.....(OT)-23	
L	21	Washington (56,134)/N-7.....	24
L	16	at Atlanta (20,058)/N-14.....	21
L	3	Los Angeles Rams (57,909)/N-21.....	23
W	20	Minnesota (56,775)/MN/N-29.....	16
L	7	at San Diego (33,539)/D-5.....(OT)-13	
W	27	at New Orleans (42,536)/D-12.....	7
270			190

**1977 (5-9)**

Ken Meyer, Coach

L	0	at Pittsburgh (48,046)/MN/S-19.....	27
L	15	Miami (40,503)/S-25.....	19
L	14	at Los Angeles Rams (55,466)/O-2.....	34
L	0	Atlanta (38,009)/O-9.....	7
L	17	at New York Giants (70,366)/O-16.....	20
W	28	Detroit (39,392)/O-23.....	7
W	20	Tampa Bay (34,750)/O-30.....	10
W	10	at Atlanta (46,577)/N-6.....	3
W	10	at New Orleans (41,564)/N-13.....(OT)-7	
L	10	Los Angeles Rams (56,779)/N-20.....	23
W	20	New Orleans (33,702)/N-27.....	17
L	27	at Minnesota (40,745)/D-4.....	28
L	35	Dallas (55,848)/MN/D-12.....	42
L	14	at G.B. in Milwaukee (44,902)/D-18.....	16
220			260

**1978 (2-14)**

Coach\*

L	7	at Cleveland (68,973)/S-3.....	24
L	14	Chicago (49,502)/S-10.....	16
L	19	at Houston (46,161)/S-17.....	20
L	10	at New York Giants (71,536)/S-24.....	27
W	28	Cincinnati (41,107)/O-1.....	12
L	10	at Los Angeles Rams (59,337)/O-8.....	27
L	7	New Orleans (37,671)/O-15.....	14
L	17	Atlanta (34,133)/O-22.....	20
L	20	at Washington (53,706)/O-29.....	38
L	10	at Atlanta (55,468)/N-5.....	21
L	10	St. Louis (33,155)/N-12.....	16
L	28	Los Angeles Rams (45,022)/N-19.....	31
L	7	Pittsburgh (51,657)/MN/N-27.....	24
L	13	at New Orleans (50,068)/D-3.....	24
W	6	Tampa Bay (30,931)/D-10.....	3
L	14	at Detroit (56,674)/D-17.....	33
219			350

\* Pete McCutley was fired after 9 games and Fred O'Connor was appointed his successor.

**1979 (2-14)**

Bill Walsh, Coach

L	22	at Minnesota (46,539)/S-2.....	28
L	13	Dallas (56,728)/S-9.....	21
L	24	at Los Angeles Rams (44,303)/S-16.....	27
L	21	New Orleans (39,727)/S-23.....	30
L	9	at San Diego (50,893)/S-30.....	31
L	24	Seattle (44,592)/O-7.....	35
L	16	at New York Giants (70,352)/O-14.....	32
W	20	Atlanta (33,952)/O-21.....	15
L	27	Chicago (42,773)/O-28.....	28
L	10	at Oakland Raiders (52,764)/N-4.....	23
L	20	at New Orleans (65,551)/N-11.....	31
L	28	Denver (42,910)/N-18.....	38
L	20	Los Angeles Rams (49,282)/N-25.....	26
L	10	at St. Louis (41,593)/D-2.....	13



W 23	Tampa Bay (44,506)/D-9	7
L 21	at Atlanta (37,211)/D-16	31
308		416

**1980 (6-10)**

Bill Walsh, Coach

W 26	at New Orleans (58,621)/S-7	23
W 24	St. Louis (49,999)/S-14	(OT)-21
W 37	at New York Jets (50,608)/S-21	27
L 17	Atlanta (56,518)/S-28	20
L 26	at Los Angeles Rams (62,188)/O-5	48
L 14	at Dallas (63,399)/O-12	59
L 17	Los Angeles Rams (55,360)/O-19	31
L 23	Tampa Bay (51,925)/O-26	24
L 13	at Detroit (78,845)/N-2	17
L 16	at G.B. in Milwaukee (54,475)/N-9	23
L 13	at Miami (45,135)/N-16	17
W 12	New York Giants (38,574)/N-23	0
W 21	New England (45,254)/N-30	17
W 38	New Orleans (37,949)/D-7	(OT)-35
L 10	at Atlanta (55,767)/D-14	35
L 13	Buffalo (37,476)/D-21	18
320		415

**1981 (13-3/16-3)  
World Champions**

Bill Walsh, Coach

L 17	at Detroit (62,123)/S-6	24
W 28	Chicago (49,520)/S-13	17
L 17	at Atlanta (56,653)/S-20	34
W 21	New Orleans (44,433)/S-27	14
W 30	at Washington (51,843)/O-4	17
W 45	Dallas (57,574)/O-11	14
W 13	at G.B. in Milwaukee (50,171)/O-18	3
W 20	Los Angeles Rams (59,190)/O-25	17
W 17	at Pittsburgh (52,878)/N-1	14
W 17	Atlanta (59,127)/N-8	14
L 12	Cleveland (52,445)/N-15	15
W 33	at Los Angeles Rams (63,456)/N-22	31
W 17	New York Giants (57,186)/N-29	10
W 21	at Cincinnati (56,796)/D-6	3
W 28	Houston (55,707)/D-13	6
W 21	at New Orleans (43,639)/D-20	17
357		250

**NFC PLAYOFF - JAN. 3**

(at San Francisco - Candlestick Park)

W 38	New York Giants (58,360)	24
------	--------------------------	----

**NFC CHAMPIONSHIP - JAN. 10**

(at San Francisco - Candlestick Park)

W 28	Dallas (60,525)	27
------	-----------------	----

**SUPER BOWL XVI - JAN. 24**

(at Pontiac, Michigan - Silverdome)

W 26	Cincinnati (81,270)	21
------	---------------------	----

**1982 (3-6)**

Bill Walsh, Coach

L 17	Los Angeles Raiders (59,748)/S-12	23
L 21	at Denver (73,899)/S-19	24
W 31	at St. Louis (38,064)/N-21	20
L 20	New Orleans (51,611)/N-28	23
W 30	at Los Angeles Rams (58,574)-THN/D-2	24
L 37	San Diego (51,988)-SA/D-11	41
L 7	Atlanta (53,234)-SUN/D-19	17
W 26	at Kansas City (24,319)/D-26	13
L 20	Los Angeles Rams (54,256)/J-2	21
209		206

**1983 (10-6/11-7)**

Bill Walsh, Coach

L 17	Philadelphia (55,775)-SA/S-3	22
W 48	at Minnesota (58,167)-THN/S-8	17
W 42	at St. Louis (38,130)/S-18	27
W 24	Atlanta (57,814)/S-25	20
W 33	at New England (54,293)/O-2	13
L 7	Los Angeles Rams (59,119)/O-9	10
W 32	at New Orleans (68,134)/O-16	13
W 45	at Los Angeles Rams (66,070)/O-23	35
L 13	New York Jets (54,796)/O-30	27
L 17	Miami (57,832)/N-6	20
W 27	New Orleans (40,022)/N-13	0
L 24	at Atlanta (32,782)/N-20	28
L 3	at Chicago (40,483)/N-27	13
W 35	Tampa Bay (49,773)/D-4	21
W 23	at Buffalo (38,039)/D-11	10
W 42	Dallas (59,957)-MN/D-19	17
432		293

**NFC PLAYOFF - DEC. 31**

(at San Francisco - Candlestick Park)

W 24	Detroit (58,386)-SA	23
------	---------------------	----

**NFC CHAMPIONSHIP - JAN. 8**

(at Washington, DC - RFK Stadium)

L 21	Washington (55,363)	24
------	---------------------	----

**1984 (15-1/18-1)**

**World Champions**

Bill Walsh, Coach

W 30	at Detroit (56,782)/S-2	27
W 37	Washington (59,707)-MN/S-10	31
W 30	New Orleans (57,611)/S-16	20
W 21	at Philadelphia (62,771)/S-23	9
W 14	Atlanta (57,990)/S-30	5
W 31	at New York Giants (76,112)-MN/O-8	10
L 17	Pittsburgh (59,110)/O-14	20
W 34	at Houston (39,900)/O-21	21
W 33	at Los Angeles Rams (65,481)/O-28	0
W 23	Cincinnati (58,234)/N-4	17
W 41	at Cleveland (60,092)/N-11	7
W 24	Tampa Bay (57,704)/N-18	17
W 35	at New Orleans (65,177)/N-25	3
W 35	at Atlanta (29,644)/D-2	17
W 51	Minnesota (56,670)-SA/D-8	7
W 19	Los Angeles Rams (59,743)-FN/D-14	16
475		227

**NFC PLAYOFF - DEC. 29**

(at San Francisco - Candlestick Park)

W 21	New York Giants (60,303)-SA	10
------	-----------------------------	----

**NFC CHAMPIONSHIP - JAN. 6**

(at San Francisco - Candlestick Park)

W 23	Chicago (61,040)	0
------	------------------	---

**SUPER BOWL XIX - JAN. 20**

(at Palo Alto, California - Stanford Stadium)

W 38	Miami (84,059)	16
------	----------------	----

**1985 (10-6/10-7)**

Bill Walsh, Coach

L 21	at Minnesota (57,375)/S-8	28
W 35	Atlanta (58,923)/S-15	16
W 34	at Los Angeles Raiders (87,006)/S-22	10
L 17	New Orleans (58,053)/S-29	20
W 38	at Atlanta (44,740)/O-6	17
L 10	Chicago (60,523)/O-13	26

**NFC CHAMPIONSHIP - JAN. 15**

(at San Francisco - Candlestick Park)

W 38 Dallas (69,125).....28

**SUPERBOWL XXIX - JAN. 29**

(at Miami - Joe Robbie Stadium)

W 49 San Diego (74,107).....26

**1995 (11-5/11-6)**

George Seifert, Coach

W 24	at New Orleans (66,627)/S-3.....	22
W 41	Atlanta (63,627)/S-10.....	10
W 28	New England (66,179)/S-17.....	3
L 24	at Detroit (76,236)-MN/S-25.....	27
W 20	New York Giants (65,536)/O-1.....	6
-	- BYE/O-8.....	
L 17	at Indianapolis (60,273)/O-15.....	18
W 44	at St. Louis Rams (59,915)/O-22.....	10
L 7	New Orleans (65,272)/O-29.....	11
L 7	Carolina (61,722)/N-5.....	13
W 38	at Dallas (65,180)/N-12.....	20
W 44	at Miami (73,080)-MN/N-20.....	20
W 41	St. Louis Rams (66,049)/N-26.....	13
W 27	Buffalo (65,568)-SUN/D-3.....	17
W 31	at Carolina (76,136)/D-10.....	10
W 37	Minnesota (64,975)-MN/D-18.....	30
L 27	at Atlanta (51,785)/D-24.....	28
457		258

**NFC PLAYOFF - JAN. 6**

(at San Francisco - 3Com Park)

L 17 Green Bay (69,311)-SA.....27

**1996 (12-4/13-5)**

George Seifert, Coach

W 27	New Orleans (63,970)/S-1.....	11
W 34	St. Louis (63,624)/S-8.....	0
-	- BYE/S-15.....	
L 7	at Carolina (72,224)/S-22.....	23
W 39	Atlanta (62,995)/S-29.....	17
W 28	at St. Louis (61,260)/O-6.....	11
L 20	at Green Bay (60,716)-MN/O-14.....(OT)	23
W 28	Cincinnati (63,218)/O-20.....	21
W 10	at Houston (53,664)/O-27.....	9
W 24	at New Orleans (53,297)-SUN/N-3.....	17
L 17	Dallas (68,919)/N-10.....(OT)	20
W 38	Baltimore (51,597)/N-17.....	20
W 19	at Washington (54,235)/N-24.....(OT)	16
W 34	at Atlanta (46,318)-MN/D-2.....	10
L 24	Carolina (66,291)/D-8.....	30
W 25	at Pittsburgh (59,823)/D-15.....	15
W 24	Detroit (61,921)-MN/D-23.....	14
398		257

**NFC WILDCARD - DEC. 29**

(at San Francisco - 3Com Park)

W 14 Philadelphia (56,460).....0

**NFC PLAYOFF - JAN. 4**

(at Green Bay - Lambeau Field)

L 14 Green Bay (60,787).....35

**1997 (13-3/14-4)**

Steve Mariucci, Coach

L 6	at Tampa Bay (62,554)/A-31.....	13
W 15	at St. Louis (64,630)/S-7.....	12
W 33	New Orleans (61,838)/S-14.....	7
W 34	Atlanta (60,404)/S-21.....	7
W 34	at Carolina (70,972)-MN/S-29.....	21
-	- BYE/O-5.....	

MN = Monday Night

SA = Saturday Night

W 30	St. Louis (63,825)/O-12.....	10
W 35	at Atlanta (53,378)/O-19.....	28
W 23	at New Orleans (60,443)/O-26.....	0
W 17	Dallas (68,657)/N-2.....	10
W 24	at Philadelphia (67,133)-MN/N-10.....	12
W 27	Carolina (61,500)/N-16.....	19
W 17	San Diego (61,195)/N-23.....	10
L 9	at Kansas City (77,535)/N-30.....	44
W 28	Minnesota (55,761)/D-7.....	17
W 34	Denver (68,461)-MN/D-15.....	17
L 9	at Seattle (66,253)-SUN/D-21.....	38
375		265

**NFC PLAYOFF - JAN. 3**

(at San Francisco - 3Com Park)

W 38 Minnesota (65,018)-SA.....22

**NFC CHAMPIONSHIP - JAN. 11**

(at San Francisco - 3Com Park)

L 10 Green Bay (68,987).....23

**1998 (12-4/13-5)**

Steve Mariucci, Coach

W 36	New York Jets (64,419)/S-6.....(OT)	30
W 45	at Washington (76,798)-MN/S-14.....	10
-	- BYE/S-20.....	
W 31	Atlanta (62,296)/S-27.....	20
L 21	at Buffalo (76,615)/O-4.....	26
W 31	at New Orleans (62,811)/O-11.....	0
W 34	Indianapolis (68,486)/O-18.....	31
W 28	at St. Louis (58,563)/O-25.....	10
L 22	at Green Bay (59,794)/N-1.....	36
W 25	Carolina (68,572)/N-8.....	23
L 19	at Atlanta (69,828)/N-15.....	31
W 31	New Orleans (68,429)-SUN/N-22.....	20
W 31	New York Giants (68,212)-MN/N-30.....	7
W 31	at Carolina (63,332)/D-6.....(OT)	28
W 35	Detroit (68,585)-MN/D-14.....	13
L 21	at New England (59,153)/D-20.....	24
W 38	St. Louis (68,386)/D-27.....	19
479		328

**NFC WILDCARD - JAN. 3**

(at San Francisco - 3Com Park)

W 30 Green Bay (66,506).....27

**NFC PLAYOFF - JAN. 9**

(at Atlanta - Georgia Dome)

L 18 Atlanta (70,262)-SA.....20

**1999 (4-12)**

Steve Mariucci, Coach

L 3	at Jacksonville (68,678)/S-12.....	41
W 28	New Orleans (67,685)/S-19.....	21
W 24	at Arizona (71,200)-MN/S-27.....	10
W 24	Tennessee (67,447)/O-3.....	22
L 20	at St. Louis (65,872)/O-10.....	42
L 29	Carolina (68,151)/O-17.....	31
L 16	at Minnesota (64,109)/O-24.....	40
-	- BYE/O-31.....	
L 6	Pittsburgh (68,657)/N-7.....	27
L 6	at New Orleans (52,198)/N-14.....	24
L 7	at St. Louis (68,193)/N-21.....	23
L 3	Green Bay (68,304)-MN/N-29.....	20
L 30	at Cincinnati (53,463)/D-5.....	44
W 26	Atlanta (67,465)/D-12.....	7
L 24	at Carolina (62,373)/D-18.....	41
L 20	Washington (68,329)-SUN/D-26.....(OT)	26
L 29	Atlanta (57,980)-MN/J-3.....	34
295		453

SUN = Sunday Night

THN = Thursday Night



W 23	Tampa Bay (44,506)/D-9	7
L 21	at Atlanta (37,211)/D-16	31
308		416

**1980 (6-10)**

Bill Walsh, Coach

W 26	at New Orleans (58,621)/S-7	23
W 24	St. Louis (49,999)/S-14	(OT)-21
W 37	at New York Jets (50,608)/S-21	27
L 17	Atlanta (56,518)/S-28	20
L 26	at Los Angeles Rams (62,188)/O-5	48
L 14	at Dallas (63,399)/O-12	59
L 17	Los Angeles Rams (55,360)/O-19	31
L 23	Tampa Bay (51,925)/O-26	24
L 13	at Detroit (78,845)/N-2	17
L 16	at G.B. in Milwaukee (54,475)/N-9	23
L 13	at Miami (45,135)/N-16	17
W 12	New York Giants (38,574)/N-23	0
W 21	New England (45,254)/N-30	17
W 38	New Orleans (37,949)/D-7	(OT)-35
L 10	at Atlanta (55,767)/D-14	35
L 13	Buffalo (37,476)/D-21	18
320		415

**1981 (13-3/16-3)  
World Champions**

Bill Walsh, Coach

L 17	at Detroit (62,123)/S-6	24
W 28	Chicago (49,520)/S-13	17
L 17	at Atlanta (56,653)/S-20	34
W 21	New Orleans (44,433)/S-27	14
W 30	at Washington (51,843)/O-4	17
W 45	Dallas (57,574)/O-11	14
W 13	at G.B. in Milwaukee (50,171)/O-18	3
W 20	Los Angeles Rams (59,190)/O-25	17
W 17	at Pittsburgh (52,878)/N-1	14
W 17	Atlanta (59,127)/N-8	14
L 12	Cleveland (52,445)/N-15	15
W 33	at Los Angeles Rams (63,456)/N-22	31
W 17	New York Giants (57,186)/N-29	10
W 21	at Cincinnati (56,796)/D-6	3
W 28	Houston (55,707)/D-13	6
W 21	at New Orleans (43,639)/D-20	17
357		250

**NFC PLAYOFF - JAN. 3**

(at San Francisco - Candlestick Park)

W 38	New York Giants (58,360)	24
------	--------------------------	----

**NFC CHAMPIONSHIP - JAN. 10**

(at San Francisco - Candlestick Park)

W 28	Dallas (60,525)	27
------	-----------------	----

**SUPER BOWL XVI - JAN. 24**

(at Pontiac, Michigan - Silverdome)

W 26	Cincinnati (81,270)	21
------	---------------------	----

**1982 (3-6)**

Bill Walsh, Coach

L 17	Los Angeles Raiders (59,748)/S-12	23
L 21	at Denver (73,899)/S-19	24
W 31	at St. Louis (38,064)/N-21	20
L 20	New Orleans (51,611)/N-28	23
W 30	at Los Angeles Rams (58,574)-THN/D-2	24
L 37	San Diego (51,988)-SA/D-11	41
L 7	Atlanta (53,234)-SUN/D-19	17
W 26	at Kansas City (24,319)/D-26	13
L 20	Los Angeles Rams (54,256)/J-2	21
209		206

**1983 (10-6/11-7)**

Bill Walsh, Coach

L 17	Philadelphia (55,775)-SA/S-3	22
W 48	at Minnesota (58,167)-THN/S-8	17
W 42	at St. Louis (38,130)/S-18	27
W 24	Atlanta (57,814)/S-25	20
W 33	at New England (54,293)/O-2	13
L 7	Los Angeles Rams (59,119)/O-9	10
W 32	at New Orleans (68,134)/O-16	13
W 45	at Los Angeles Rams (66,070)/O-23	35
L 13	New York Jets (54,796)/O-30	27
L 17	Miami (57,832)/N-6	20
W 27	New Orleans (40,022)/N-13	0
L 24	at Atlanta (32,782)/N-20	28
L 3	at Chicago (40,483)/N-27	13
W 35	Tampa Bay (49,773)/D-4	21
W 23	at Buffalo (38,039)/D-11	10
W 42	Dallas (59,957)-MN/D-19	17
432		293

**NFC PLAYOFF - DEC. 31**

(at San Francisco - Candlestick Park)

W 24	Detroit (58,386)-SA	23
------	---------------------	----

**NFC CHAMPIONSHIP - JAN. 8**

(at Washington, DC - RFK Stadium)

L 21	Washington (55,363)	24
------	---------------------	----

**1984 (15-1/18-1)**

**World Champions**

Bill Walsh, Coach

W 30	at Detroit (56,782)/S-2	27
W 37	Washington (59,707)-MN/S-10	31
W 30	New Orleans (57,611)/S-16	20
W 21	at Philadelphia (62,771)/S-23	9
W 14	Atlanta (57,990)/S-30	5
W 31	at New York Giants (76,112)-MN/O-8	10
L 17	Pittsburgh (59,110)/O-14	20
W 34	at Houston (39,900)/O-21	21
W 33	at Los Angeles Rams (65,481)/O-28	0
W 23	Cincinnati (58,234)/N-4	17
W 41	at Cleveland (60,092)/N-11	7
W 24	Tampa Bay (57,704)/N-18	17
W 35	at New Orleans (65,177)/N-25	3
W 35	at Atlanta (29,644)/D-2	17
W 51	Minnesota (56,670)-SA/D-8	7
W 19	Los Angeles Rams (59,743)-FN/D-14	16
475		227

**NFC PLAYOFF - DEC. 29**

(at San Francisco - Candlestick Park)

W 21	New York Giants (60,303)-SA	10
------	-----------------------------	----

**NFC CHAMPIONSHIP - JAN. 6**

(at San Francisco - Candlestick Park)

W 23	Chicago (61,040)	0
------	------------------	---

**SUPER BOWL XIX - JAN. 20**

(at Palo Alto, California - Stanford Stadium)

W 38	Miami (84,059)	16
------	----------------	----

**1985 (10-6/10-7)**

Bill Walsh, Coach

L 21	at Minnesota (57,375)/S-8	28
W 35	Atlanta (58,923)/S-15	16
W 34	at Los Angeles Raiders (87,006)/S-22	10
L 17	New Orleans (58,053)/S-29	20
W 38	at Atlanta (44,740)/O-6	17
L 10	Chicago (60,523)/O-13	26



L	21	at Detroit (67,715)/O-20.....	23
W	28	at Los Angeles Rams (65,939)/O-27.....	14
W	24	Philadelphia (58,383)/N-3.....	13
L	16	at Denver (73,173)-MN/N-11.....	17
W	31	Kansas City (56,447)/N-17.....	3
W	19	Seattle (57,482)-MN/N-25.....	6
W	35	at Washington (51,321)/D-1.....	8
L	20	Los Angeles Rams (60,581)-MN/D-9.....	27
W	31	at New Orleans (46,065)/D-15.....	19
W	31	Dallas (60,114)/D-22.....	16
411			263

### NFC WILDCARD - DEC. 28

(at Meadowlands, N.J. - Giants Stadium)

L	3	New York Giants (75,842)-SA.....	17
---	---	----------------------------------	----

### 1986 (10-5-1/10-6-1)

Bill Walsh, Coach

W	31	at Tampa Bay (50,780)/S-7.....	7
L	13	at Los Angeles Rams (65,195)/S-14.....	16
W	26	New Orleans (58,297)/S-21.....	17
W	31	at Miami (70,264)/S-28.....	17
W	35	Indianapolis (57,252)/O-5.....	14
L	24	Minnesota (58,637)/O-12.....(OT) 27	
T	10	at Atlanta (55,306)/O-19.....(OT) 10	
W	31	at G.B. in Milwaukee (50,557)/O-26.....	17
L	10	at New Orleans (52,234)/N-2.....	23
W	43	St. Louis (59,172)/N-9.....	17
L	6	at Washington (54,774)-MN/N-17.....	14
W	20	Atlanta (58,747)/N-23.....	0
L	17	New York Giants (59,777)-MN/D-1.....	21
W	24	New York Jets (58,091)/D-7.....	10
W	29	at New England (60,787)/D-14.....	24
W	24	Los Angeles Rams (60,266)-FN/D-19.....	14
374			247

### NFC PLAYOFF - JAN. 4

(at Meadowlands, N.J. - Giants Stadium)

L	3	New York Giants (76,034).....	49
---	---	-------------------------------	----

### 1987 (13-2/13-3)

Bill Walsh, Coach

L	17	at Pittsburgh (55,735)/S-13.....	30
W	27	at Cincinnati (53,498)/S-20.....	26
		*Philadelphia/S-27.....	
W	41	at New York Giants (16,471)-MN/O-5.....	21
W	25	at Atlanta (8,684)/O-11.....	17
W	34	St. Louis (38,094)/O-18.....	28
W	24	at New Orleans (60,497)/O-25.....	22
W	31	at Los Angeles Rams (55,328)/N-1.....	10
W	27	Houston (59,740)/N-8.....	20
L	24	New Orleans (60,436)/N-15.....	26
W	24	at Tampa Bay (63,211)/N-22.....	10
W	38	Cleveland (60,243)-SUN/N-29.....	24
W	23	at Green Bay (51,118)/D-6.....	12
W	41	Chicago (63,509)-MN/D-14.....	0
W	35	Atlanta (54,698)/D-20.....	7
W	48	Los Angeles Rams (57,953)-SUN/D-27.....	0
459			253

### NFC PLAYOFF - JAN. 9

(at San Francisco - Candlestick Park)

L	24	Minnesota (62,547)-SA.....	36
---	----	----------------------------	----

\* Game canceled due to NFL players' strike.

### 1988 (10-6/13-6) World Champions

Bill Walsh, Coach

W	34	at New Orleans (66,357)/S-4.....	33
W	20	at New York Giants (75,948)/S-11.....	17
L	17	Atlanta (60,168)/S-18.....	34
W	38	at Seattle (62,382)/S-25.....	7
W	20	Detroit (58,285)/O-2.....	13
L	13	Denver (61,711)/O-9.....(OT) 16	
W	24	at L.A. Rams (65,450)/O-16.....	21
L	9	at Chicago (65,293)-MN/O-24.....	10
W	24	Minnesota (60,738)/O-30.....	21
L	23	at Phoenix (64,544)/N-6.....	24
L	3	L.A. Raiders (54,448)/N-13.....	9
W	37	Washington (59,268)-MN/N-21.....	21
W	48	at San Diego (51,484)/N-27.....	10
W	13	at Atlanta (44,048)/D-4.....	3
W	30	New Orleans (62,977)/D-11.....	17
L	16	L.A. Rams (62,444)-SUN/D-18.....	38
369			294

### NFC PLAYOFF - JAN. 1

(at San Francisco - Candlestick Park)

W	34	Minnesota (61,848).....	9
---	----	-------------------------	---

### NFC CHAMPIONSHIP - JAN. 8

(at Chicago - Soldier Field)

W	28	at Chicago (66,946).....	3
---	----	--------------------------	---

### SUPERBOWL XXIII - JAN. 22

(at Miami - Joe Robbie Stadium)

W	20	Cincinnati (75,129).....	16
---	----	--------------------------	----

### 1989 (14-2/17-2)

World Champions

George Seifert, Coach

W	30	at Indianapolis (60,111)/S-10.....	24
W	20	at Tampa Bay (64,087)/S-17.....	16
W	38	at Philadelphia (66,042)/S-24.....	28
L	12	Los Angeles Rams (64,250)/O-1.....	13
W	24	at New Orleans (60,488)/O-8.....	20
W	31	at Dallas (61,077)/O-15.....	14
W	37	New England (70,000)/O-22+.....	20
W	23	at New York Jets (62,805)/O-29.....	10
W	31	New Orleans (60,667)-MN/N-6.....	13
W	45	Atlanta (59,914)/N-12.....	3
L	17	Green Bay (62,219)/N-19.....	21
W	34	New York Giants (63,461)-MN/N-27.....	24
W	23	at Atlanta (43,128)/D-3.....	10
W	30	at Los Angeles Rams (67,959)-MN/D-11.....	27
W	21	Buffalo (60,927)/D-17.....	10
W	26	Chicago (60,207)/D-24.....	0
442			253

### NFC PLAYOFF - JAN. 6

(at San Francisco - Candlestick Park)

W	41	Minnesota (64,585)-SA.....	13
---	----	----------------------------	----

### NFC CHAMPIONSHIP - JAN. 14

(at San Francisco - Candlestick Park)

W	30	Los Angeles Rams (64,769).....	3
---	----	--------------------------------	---

### SUPERBOWL XXIV - JAN. 28

(at New Orleans - Louisiana Superdome)

W	55	Denver (72,919).....	10
---	----	----------------------	----

+ Game played at Stanford Stadium due to Bay Area earthquake - October 17, 1989



**1990 (14-2/15-3)**

George Seifert, Coach

W	13	at New Orleans (68,629)-MN/S-10.....	12
W	26	Washington (64,287)/S-16.....	13
W	19	Atlanta (62,858)/S-23.....	13
-	-	BYE/S-30.....	-
W	24	at Houston (59,931)/O-7.....	21
W	45	at Atlanta (57,921)/O-14.....	35
W	27	Pittsburgh (64,301)/O-21.....	7
W	20	Cleveland (63,672)/O-28.....	17
W	24	at Green Bay (58,835)/N-4.....	20
W	24	at Dallas (62,966)-SUN/N-11.....	6
W	31	Tampa Bay (62,221)/N-18.....	7
L	17	Los Angeles Rams (62,633)/N-25.....	28
W	7	New York Giants (66,092)-MN/D-3.....	3
W	20	at Cincinnati (60,084)/D-9.....(OT)	17
W	26	at Los Angeles Rams (65,619)-MN/D-17.....	10
L	10	New Orleans (60,112)/D-23.....	13
W	20	at Minnesota (51,590)/D-30.....	17
353			239

**NFC PLAYOFF - JAN. 12**

(at San Francisco - Candlestick Park)

W	28	Washington (65,292)-SA.....	10
---	----	-----------------------------	----

**NFC CHAMPIONSHIP - JAN. 20**

(at San Francisco - Candlestick Park)

L	13	New York Giants (66,334).....	15
---	----	-------------------------------	----

**1991 (10-6)**

George Seifert, Coach

L	14	at New York Giants (76,319)-MN/S-2.....	16
W	34	San Diego (60,753)/S-8.....	14
L	14	at Minnesota (59,148)/S-15.....	17
W	27	Los Angeles Rams (63,871)/S-22.....	10
L	6	at Los Angeles Raiders (91,494)/S-29.....	12
-	-	BYE/O-6.....	-
L	34	Atlanta (57,343)/O-13.....	39
W	35	Detroit (61,240)/O-20.....	3
W	23	at Philadelphia (65,796)/O-27.....	7
L	14	at Atlanta (51,259)/N-3.....	17
L	3	at New Orleans (68,591)/N-10.....	10
W	14	Phoenix (50,180)/N-17.....	10
W	33	at Los Angeles Rams (61,881)-MN/N-25.....	10
W	38	New Orleans (62,092)/D-1.....	24
W	24	at Seattle (56,711)/D-8.....	22
W	28	Kansas City (62,672)/SA/D-14.....	14
W	52	Chicago (60,419)-MN/D-22.....	14
393			239

**1992 (14-2/15-3)**

George Seifert, Coach

W	31	at New York Giants (74,519)/S-6.....	14
L	31	Buffalo (64,053)/S-13.....	34
W	31	at New York Jets (71,020)/S-20.....	14
W	16	at New Orleans (68,591)-SUN/S-27.....	10
W	27	Los Angeles Rams (63,071)/O-4.....	24
W	24	at New England (54,126)/O-11.....	12
W	56	Atlanta (63,302)/O-18.....	17
-	-	BYE/O-25.....	-
L	14	at Phoenix (47,642)/N-1.....	24
W	41	at Atlanta (67,404)-MN/N-9.....	3
W	21	New Orleans (64,895)/N-15.....	20
W	27	at Los Angeles Rams (65,858)/N-22.....	10
W	20	Philadelphia (63,374)/N-29.....	14
W	27	Miami (58,474)/D-6.....	3

W	20	at Minnesota (60,685)/D-13.....	17
W	21	Tampa Bay (60,519)/D-19.....	14
W	24	Detroit (55,907)-MN/D-28.....	6
431			236

**NFC PLAYOFF - JAN. 9**

(at San Francisco - Candlestick Park)

W	20	Washington (64,991)-SA.....	13
---	----	-----------------------------	----

**NFC CHAMPIONSHIP - JAN. 17**

(at San Francisco - Candlestick Park)

L	20	Dallas (64,920).....	30
---	----	----------------------	----

**1993 (10-6/11-7)**

George Seifert, Coach

W	24	at Pittsburgh (57,502)/S-5.....	13
L	13	at Cleveland (78,218)-MN/S-13.....	23
W	37	Atlanta (63,032)/S-19.....	30
L	13	at New Orleans (69,041)/S-26.....	16
W	38	Minnesota (63,071)/O-3.....	19
-	-	BYE/O-10.....	-
L	17	at Dallas (65,099)/O-17.....	26
W	28	Phoenix (62,020)/O-24.....	14
W	40	Los Angeles Rams (63,417)/O-31.....	17
-	-	BYE/N-7.....	-
W	45	at Tampa Bay (43,835)/N-14.....	21
W	42	New Orleans (66,500)-MN/N22.....	7
W	35	at Los Angeles Rams (62,143)/N-28.....	10
W	21	Cincinnati (60,039)-SUN/D-5.....	8
L	24	at Atlanta (64,688)-SA/D-11.....	27
W	55	at Detroit (77,052)/D-19.....	17
L	7	Houston (61,744)-SA/D-25.....	10
L	34	Philadelphia (61,653)-MN/J-3.....(OT)	37
473			295

**NFC PLAYOFF - JAN. 15**

(at San Francisco - Candlestick Park)

W	44	New York Giants (67,143).....	3
---	----	-------------------------------	---

**NFC CHAMPIONSHIP - JAN. 23**

(at Irving - Texas Stadium)

L	21	at Dallas (64,902).....	38
---	----	-------------------------	----

**1994 (13-3/16-3)**

World Champions

George Seifert, Coach

W	44	Los Angeles Raiders (68,032)-MN/S-5.....	14
L	17	at Kansas City (79,907)/S-11.....	24
W	34	at Los Angeles Rams (56,479)/S-18.....	19
W	24	New Orleans (63,971)/S-25.....	13
L	8	Philadelphia (64,843)/O-2.....	40
W	27	at Detroit (77,340)/O-9.....	21
W	42	at Atlanta (67,298)/O-16.....	3
W	41	Tampa Bay (62,741)/O-23.....	16
-	-	BYE/O-30.....	-
W	37	at Washington (54,335)/N-6.....	22
W	21	Dallas (69,014)/N-13.....	14
W	31	Los Angeles Rams (62,774)-SUN/N-20.....	27
W	35	at New Orleans (61,304)-MN/N-28.....	14
W	50	Atlanta (60,549)/D-4.....	14
W	38	at San Diego (62,105)-SA/D-11.....	15
W	42	Denver (64,884)-SA/D-18.....	19
L	14	at Minnesota (63,326)-MN/D-26.....	21
505			296

**NFC PLAYOFF - JAN. 7**

(at San Francisco - Candlestick Park)

W	44	Chicago (64,644)-SA.....	15
---	----	--------------------------	----

**NFC CHAMPIONSHIP - JAN. 15**

(at San Francisco - Candlestick Park)

W 38 Dallas (69,125).....28

**SUPERBOWL XXIX - JAN. 29**

(at Miami - Joe Robbie Stadium)

W 49 San Diego (74,107).....26

**1995 (11-5/11-6)**

George Seifert, Coach

W 24 at New Orleans (66,627)/S-3.....22

W 41 Atlanta (63,627)/S-10.....10

W 28 New England (66,179)/S-17.....3

L 24 at Detroit (76,236)-MN/S-25.....27

W 20 New York Giants (65,536)/O-1.....6

- BYE/O-8

L 17 at Indianapolis (60,273)/O-15.....18

W 44 at St. Louis Rams (59,915)/O-22.....10

L 7 New Orleans (65,272)/O-29.....11

L 7 Carolina (61,722)/N-5.....13

W 38 at Dallas (65,180)/N-12.....20

W 44 at Miami (73,080)-MN/N-20.....20

W 41 St. Louis Rams (66,049)/N-26.....13

W 27 Buffalo (65,568)-SUN/D-3.....17

W 31 at Carolina (76,136)/D-10.....10

W 37 Minnesota (64,975)-MN/D-18.....30

L 27 at Atlanta (51,785)/D-24.....28

457 258

**NFC PLAYOFF - JAN. 6**

(at San Francisco - 3Com Park)

L 17 Green Bay (69,311)-SA.....27

**1996 (12-4/13-5)**

George Seifert, Coach

W 27 New Orleans (63,970)/S-1.....11

W 34 St. Louis (63,624)/S-8.....0

- BYE/S-15

L 7 at Carolina (72,224)/S-22.....23

W 39 Atlanta (62,995)/S-29.....17

W 28 at St. Louis (61,260)/O-6.....11

L 20 at Green Bay (60,716)-MN/O-14.....(OT) 23

W 28 Cincinnati (63,218)/O-20.....21

W 10 at Houston (53,664)/O-27.....9

W 24 at New Orleans (53,297)-SUN/N-3.....17

L 17 Dallas (68,919)/N-10.....(OT) 20

W 38 Baltimore (51,597)/N-17.....20

W 19 at Washington (54,235)/N-24.....(OT) 16

W 34 at Atlanta (46,318)-MN/D-2.....10

L 24 Carolina (66,291)/D-8.....30

W 25 at Pittsburgh (59,823)/D-15.....15

W 24 Detroit (61,921)-MN/D-23.....14

398 257

**NFC WILDCARD - DEC. 29**

(at San Francisco - 3Com Park)

W 14 Philadelphia (56,460).....0

**NFC PLAYOFF - JAN. 4**

(at Green Bay - Lambeau Field)

L 14 Green Bay (60,787).....35

**1997 (13-3/14-4)**

Steve Mariucci, Coach

L 6 at Tampa Bay (62,554)/A-31.....13

W 15 at St. Louis (64,630)/S-7.....12

W 33 New Orleans (61,838)/S-14.....7

W 34 Atlanta (60,404)/S-21.....7

W 34 at Carolina (70,972)-MN/S-29.....21

- BYE/O-5

MN = Monday Night

SA = Saturday Night

W 30 St. Louis (63,825)/O-12.....10

W 35 at Atlanta (53,378)/O-19.....28

W 23 at New Orleans (60,443)/O-26.....0

W 17 Dallas (68,657)/N-2.....10

W 24 at Philadelphia (67,133)-MN/N-10.....12

W 27 Carolina (61,500)/N-16.....19

W 17 San Diego (61,195)/N-23.....10

L 9 at Kansas City (77,535)/N-30.....44

W 28 Minnesota (55,761)/D-7.....17

W 34 Denver (68,461)-MN/D-15.....17

L 9 at Seattle (66,253)-SUN/D-21.....38

375 265

**NFC PLAYOFF - JAN. 3**

(at San Francisco - 3Com Park)

W 38 Minnesota (65,018)-SA.....22

**NFC CHAMPIONSHIP - JAN. 11**

(at San Francisco - 3Com Park)

L 10 Green Bay (68,987).....23

**1998 (12-4/13-5)**

Steve Mariucci, Coach

W 36 New York Jets (64,419)/S-6.....(OT) 30

W 45 at Washington (76,798)-MN/S-14.....10

- BYE/S-20

W 31 Atlanta (62,296)/S-27.....20

L 21 at Buffalo (76,615)/O-4.....26

W 31 at New Orleans (62,811)/O-11.....0

W 34 Indianapolis (68,486)/O-18.....31

W 28 at St. Louis (58,563)/O-25.....10

L 22 at Green Bay (59,794)/N-1.....36

W 25 Carolina (68,572)/N-8.....23

L 19 at Atlanta (69,828)/N-15.....31

W 31 New Orleans (68,429)-SUN/N-22.....20

W 31 New York Giants (68,212)-MN/N-30.....7

W 31 at Carolina (63,332)/D-6.....(OT) 28

W 35 Detroit (68,585)-MN/D-14.....13

L 21 at New England (59,153)/D-20.....24

W 38 St. Louis (68,386)/D-27.....19

479 328

**NFC WILDCARD - JAN. 3**

(at San Francisco - 3Com Park)

W 30 Green Bay (66,506).....27

**NFC PLAYOFF - JAN. 9**

(at Atlanta - Georgia Dome)

L 18 Atlanta (70,262)-SA.....20

**1999 (4-12)**

Steve Mariucci, Coach

L 3 at Jacksonville (68,678)/S-12.....41

W 28 New Orleans (67,685)/S-19.....21

W 24 at Arizona (71,200)-MN/S-27.....10

W 24 Tennessee (67,447)/O-3.....22

L 20 at St. Louis (65,872)/O-10.....42

L 29 Carolina (68,151)/O-17.....31

L 16 at Minnesota (64,109)/O-24.....40

- BYE/O-31

L 6 Pittsburgh (68,657)/N-7.....27

L 6 at New Orleans (52,198)/N-14.....24

L 7 at St. Louis (68,193)/N-21.....23

L 3 Green Bay (68,304)-MN/N-29.....20

L 30 at Cincinnati (53,463)/D-5.....44

W 26 Atlanta (67,465)/D-12.....7

L 24 at Carolina (62,373)/D-18.....41

L 20 Washington (68,329)-SUN/D-26.....(OT) 26

L 29 Atlanta (57,980)-MN/J-3.....34

295 453

SUN = Sunday Night

THN = Thursday Night



# PRESEASON RESULTS (SINCE 1946)

## 1946 (2-0)

17	L.A. Dons (San Diego/10,000)-A-24	7
34	Chicago Rockets (Kezar/34,000)-S-1	14

## 1947 (0-1)

7	L.A. Dons (Kezar/19,000)-A-24	14
---	-------------------------------	----

## 1948 (2-0)

42	L.A. Dons (Pasadena/58,207)-A-18	24
42	Baltimore (Kezar/35,139)-A-22	14

## 1949 (2-0-1)

28	L.A. Dons (Los Angeles/81,272)-A-10	7
21	Buffalo (Kezar/28,084)-A-14	0
21	Cleveland (Cleveland/31,157)-A-19	21

## 1950 (1-4)

12	Washington (Kezar/51,201)-A-20	31
10	Philadelphia (Kezar/17,000)-A-27	28
27	Baltimore (Baltimore/6,000)-A-30	14
21	Chicago Cards (Chicago/29,207)-S-1	28
10	Pittsburgh (Pittsburgh/19,733)-S-10	13

## 1951 (4-1)

45	Washington (Kezar/27,280)-A-19	14
7	Chicago Bears (Kezar/38,836)-A-26	24
24	Pittsburgh (Syracuse/18,000)-S-8	7
20	Green Bay (Minneapolis/19,021)-S-12	0
37	Chicago Cards (Omaha/10,000)-S-23	17

## 1952 (7-0)

79	San Francisco Broncos+ (Kezar/87,000)-A-10	0
35	Washington (Kezar/35,234)-A-17	0
38	Chicago Cards (Kezar/34,109)-A-24	14
17	L.A. Rams (Los Angeles/67,799)-S-3	7
29	Pittsburgh (Pittsburgh/21,759)-S-7	14
35	Cleveland (Akron/30,199)-S-13	31
76	San Jose Packers+ (San Jose/6,839)-S-19	0

## 1953 (3-3-1)

42	Fort Ord# (Sacramento/17,000)-A-15	7
7	New York (Kezar/36,273)-A-23	20
7	Washington (Kezar/25,784)-A-30	0
10	L.A. Rams (Los Angeles/39,816)-S-3	35
31	Philadelphia (San Antonio/15,378)-S-7	28
14	Chicago Cards (Kezar/22,736)-S-13	14
21	New York (New York/22,551)-S-17	28

## 1954 (7-0)

42	Fort Ord# (Kezar/19,779)-A-8	14
43	New York (Kezar/29,296)-A-15	35
30	Washington (Sacramento/23,389)-A-21	7
42	Chicago Cards (Kezar/24,559)-A-29	7
38	Cleveland (Kezar/46,877)-S-5	21
28	L.A. Rams (Los Angeles/84,572)-S-10	27
37	Pittsburgh (Tucson/16,000)-S-15	14

## 1955 (5-1)

7	Washington (Kezar/27,237)-A-7	6
60	Pittsburgh (Sacramento/23,496)-A-13	14
17	New York (Seattle/49,000)-A-20	28
17	Cleveland (Kezar/41,604)-A-28	14
43	Chicago Cards (Kezar/33,579)-S-4	7
31	L.A. Rams (Los Angeles/65,633)-S-9	10

## 1956 (3-3)

28	Cleveland (Kezar/38,741)-A-19	17
20	Washington (Kezar/27,812)-A-26	0
14	Chicago Cards (Kezar/28,758)-S-2	13
14	New York (Portland/28,448)-S-8	21
24	L.A. Rams (Los Angeles/57,688)-S-14	33
14	Philadelphia (Sacramento/20,989)-S-23	21

## 1957 (5-1)

24	New York (Kezar/33,673)-A-18	15
27	Washington (Kezar/24,781)-A-25	21
21	Cleveland (Kezar/32,840)-S-1	17
27	Chicago Cards (Kezar/28,000)-S-7	21
27	L.A. Rams (Los Angeles/75,172)-S-13	58
17	Philadelphia (Kezar/21,817)-S-22	14

## 1958 (3-3)

10	New York (Kezar/25,657)-A-17	19
20	Washington (Portland/25,442)-A-23	19
21	Cleveland (Kezar/23,997)-A-31	16
55	Chicago Cards (Kezar/31,339)-S-7	31
38	L.A. Rams (Los Angeles/62,546)-S-12	40
28	Philadelphia (Kezar/33,398)-S-21	31

## 1959 (2-4)

27	Washington (Kezar/21,201)-A-16	24
17	Green Bay (Kezar/18,916)-A-23	24
17	Cleveland (Kezar/24,737)-A-30	14
24	Chicago Cards (Seattle/23,000)-S-5	27
14	L.A. Rams (Los Angeles/59,552)-S-12	48
13	New York (Salt Lake City/18,496)-S-19	17

## 1960 (3-3)

16	Dallas (Seattle/22,000)-A-6	10
31	Washington (Kezar/13,163)-A-14	7
45	Philadelphia (Kezar/17,667)-A-21	28
24	Cleveland (Portland/25,898)-S-3	26
17	L.A. Rams (Los Angeles/51,398)-S-9	28
17	St. Louis (Kezar/13,021)-S-18	24

## 1961 (3-2)

20	New York (Portland/24,084)-A-12	21
24	Cleveland (Kezar/38,759)-A-20	27
14	Minnesota (Portland/27,044)-A-26	10
38	L.A. Rams (Los Angeles/42,558)-S-1	20
24	Dallas (Sacramento/22,130)-S-9	7

## 1962 (4-1)

30	Minnesota (Seattle/22,500)-A-11	24
42	New York (Kezar/38,392)-A-19	10
27	Cleveland (Portland/27,161)-A-25	34
26	Dallas (Sacramento/20,000)-S-1	7
19	L.A. Rams (Los Angeles/39,569)-S-8	3

# Service Team

+ Semi Pro Team



**1963 (0-5)**

28 Minnesota (Portland/20,837)-A-10 .....	43
22 St. Louis (Salt Lake City/19,038)-A-16 .....	24
7 Cleveland (Kezar/28,335)-A-25 .....	24
24 Dallas (Bakersfield/9,927)-A-30 .....	37
0 L.A. Rams (Los Angeles/34,405)-S-7 .....	17

**1964 (1-4)**

26 Cleveland (Kezar/34,405)-A-9 .....	7
23 Dallas (Portland/24,679)-A-15 .....	34
21 Minnesota (Salt Lake City/20,207)-A-22 .....	24
16 Pittsburgh (Omaha/15,666)-A-29 .....	16
17 L.A. Rams (Los Angeles/39,569)-S-5 .....	21

**1965 (2-2-1)**

21 Cleveland (Kezar/22,000)-A-15 .....	37
27 Dallas (Portland/24,837)-A-21 .....	7
17 St. Louis (St. Louis/29,831)-A-27 .....	17
23 Pittsburgh (Providence/12,020)-S-4 .....	9
14 L.A. Rams (Los Angeles/29,510)-S-11 .....	34

**1966 (0-5)**

13 Dallas (Kezar/28,899)-A-7 .....	24
17 Cleveland (Kezar/27,867)-A-14 .....	28
17 Pittsburgh (Portland/18,090)-A-20 .....	34
17 Atlanta (Columbia, S.C./21,780)-A-27 .....	24
9 L.A. Rams (Los Angeles/39,879)-S-3 .....	29

**1967 (2-3)**

42 Cleveland (Kezar/27,482)-A-13 .....	14
24 Dallas (Kezar/31,212)-A-20 .....	30
10 New Orleans (Portland/23,348)-A-26 .....	24
13 Oakland (Oakland/53,254)-S-3 .....	10
7 L.A. Rams (Los Angeles/53,822)-S-9 .....	34

**1968 (1-5)**

18 San Diego (San Diego/39,553)-A-3 .....	30
14 Dallas (Kezar/27,530)-A-11 .....	16
17 Cleveland (Kezar/26,801)-A-18 .....	31
22 Denver (Denver/22,254)-A-23 .....	6
19 Oakland (Kezar/57,593)-S-1 .....	26
20 L.A. Rams (Los Angeles/48,143)-S-6 .....	21

**1969 (0-6)**

19 Cleveland (Seattle/32,219)-A-10 .....	24
17 Dallas (Kezar/33,894)-A-17 .....	20
15 Denver (Denver/33,161)-A-23 .....	19
10 Oakland (Oakland/52,122)-A-31 .....	42
10 St. Louis (Kezar/32,506)-S-7 .....	21
28 L.A. Rams (Anaheim/39,179)-S-13 .....	31

**1970 (1-4)**

14 Cleveland (Tampa/41,851)-A-15 .....	17
7 Miami (Miami/52,812)-A-22 .....	17
23 Denver (Eugene/26,238)-A-29 .....	7
17 Oakland (Kezar/55,521)-S-6 .....	31
14 L.A. Rams (Los Angeles/55,430)-S-12 .....	17

**1971 (3-2-1)**

38 Cleveland (Candlestick/40,000)-X-A-8 .....	24
17 Miami (Miami/57,008)-A-13 .....	17
28 San Diego (Candlestick/40,000)-A-22 .....	17
33 Denver (Spokane/33,184)-A-28 .....	17
28 Oakland (Oakland/53,696)-S-4 .....	34
20 L.A. Rams (Los Angeles/55,607)-S-9 .....	23

**1972 (3-3)**

10 New York Jets (Jacksonville/41,920)-A-5 .....	17
20 Cleveland (Candlestick/49,767)-A-13 .....	13
16 San Diego (San Diego/47,308)-A-19 .....	17
24 Denver (Candlestick/52,738)-A-27 .....	27
34 Oakland (Candlestick/59,265)-S-3 .....	21
17 L.A. Rams (Los Angeles/60,807)-S-8 .....	14

**1973 (4-3)**

20 New England (Canton/19,685)-J-28 .....	7
27 Cleveland (Cleveland/65,707)-A-6 .....	16
14 New York Jets (Tampa/46,477)-A-11 .....	34
19 San Diego (Candlestick/54,977)-A-19 .....	7
43 Denver (Candlestick/54,271)-A-26 .....	7
17 Oakland (Oakland/53,612)-S-1 .....	23
10 L.A. Rams (Los Angeles/57,687)-S-7 .....	38

**1974 (0-6)**

6 San Diego (San Diego/18,870)-A-3 .....	20
20 Cleveland (Cleveland/24,008)-A-12 .....	21
3 Denver (Candlestick/30,001)-A-18 .....	10
6 Kansas City (Kansas City/46,548)-A-24 .....	26
19 Oakland Raiders (Candlestick/52,538)-S-2 .....	20
7 L.A. Rams (Candlestick/49,603)-S-8 .....	17

**1975 (3-3)**

17 Cleveland (Candlestick/45,560)-A-10 .....	10
6 L.A. Rams (Los Angeles/58,230)-A-16 .....	10
7 San Diego (San Diego/18,764)-A-21 .....	20
21 Oakland (Oakland/52,866)-A-30 .....	40
44 Denver (Candlestick/45,686)-S-7 .....	10
24 Green Bay (Green Bay/56,267)-S-13 .....	3

**1976 (4-2)**

27 Seattle (Seattle/60,825)-A-1 .....	20
17 Denver (Candlestick/40,052)-A-8 .....	7
21 Kansas City (Candlestick/39,745)-A-15 .....	13
17 San Diego (Honolulu/36,364)-A-21 .....	16
9 Oakland (Candlestick/52,704)-A-29 .....	14
3 L.A. Rams (Los Angeles/55,256)-S-4 .....	10

**1977 (1-5)**

24 Seattle (Candlestick/38,024)-A-7 .....	34
13 San Diego (San Diego/26,620)-A-13 .....	32
23 L.A. Rams (Candlestick/44,898)-A-21 .....	14
3 Houston (Houston/36,538)-A-29 .....	17
0 Oakland (Oakland/53,442)-S-3 .....	33
0 Denver (Candlestick/36,441)-S-10 .....	20

**1978 (1-3)**

24 Dallas (Dallas/63,736)-A-5 .....	41
6 Seattle (Candlestick/36,069)-A-12 .....	20
14 Oakland (Candlestick/58,658)-A-20 .....	31
24 Denver (Denver/73,559)-A-25 .....	13

**1979 (1-3)**

13 San Diego (Candlestick/32,275)-A-4 .....	10
10 Oakland (Oakland/53,503)-A-11 .....	41
0 Denver (Candlestick/34,133)-A-18 .....	21
20 Seattle (Seattle/59,941)-A-24 .....	55

X First 49ers pro-football game in Candlestick Park: August 8, 1971.



**1980 (3-1)**

33	Oakland (Candlestick/55,585)-A-9 .....	14
17	San Diego (San Diego/48,836)-A-16 .....	14
7	Seattle (Candlestick/41,841)-A-23 .....	10
31	Kansas City (Tucson/27,000)-A-30 .....	21

**1981 (2-2)**

27	Seattle (Seattle/56,958)-A-5 .....	(OT)-24
28	San Diego (Candlestick/41,667)-A-15 .....	31
24	Seattle (Candlestick/37,563)-A-22 .....	17
7	Oakland (Oakland/51,192)-A-29 .....	21

**1982 (2-2)**

14	L.A. Raiders (Candlestick/61,065)-A-14 .....	17
16	St. Louis (Candlestick/51,931)-A-21 .....	13
9	San Diego (San Diego/48,697)-A-28 .....	23
17	Seattle (Seattle/57,839)-S-3 .....	13

**1983 (1-3)**

23	L.A. Raiders (Los Angeles/41,337)-A-6(OT)-26	
17	New England (Candlestick/50,043)-A-14.....	15
7	San Diego (San Diego/43,939)-A-20.....	24
6	Seattle (Candlestick/47,074)-A-27.....	20

**1984 (2-2)**

13	L.A. Raiders (Candlestick/61,361)-A-4 .....	10
20	Denver (Denver/70,211)-A-11 .....	21
15	San Diego (San Diego/58,356)-A-18 .....	35
17	Seattle (Candlestick/49,219)-A-24 .....	7

**1985 (3-1)**

28	L.A. Raiders (Los Angeles/54,990)-A-10 .....	21
13	Denver (Candlestick/55,425)-A-19 .....	20
25	San Diego (Candlestick/50,569)-A-24 .....	10
23	Seattle (Seattle/60,403)-A-30 .....	21

**1986 (2-2)**

32	L.A. Raiders (Candlestick/61,834)-A-10 .....	0
17	L.A. Rams (Anaheim/49,146)-A-18 .....	31
9	Denver (Denver/73,592)-A-23 .....	14
21	Seattle (Candlestick/52,419)-A-29 .....	10

**1987 (3-2)**

20	Kansas City (Canton/23,826)-A-8 .....	7
42	L.A. Raiders (Los Angeles/53,838)-A-15 .....	16
3	Dallas (Candlestick/57,598)-A-22 .....	13
17	San Diego (Candlestick/52,733)-A-27 .....	3
10	Seattle (Seattle/59,653)-S-4 .....	34

**1988 (3-2)**

21	Miami (London, England/70,535)-J-31 .....	27
24	L.A. Raiders (Candlestick/64,457)-A-6 .....	10
24	Denver (Denver/75,067)-A-13 .....	34
34	San Diego (San Diego/39,044)-A-20 .....	27
27	Seattle (Candlestick/53,357)-A-26 .....	21

**1989 (3-2)**

13	L.A. Rams (Tokyo, Japan/43,896)-A-6 .....	(OT)-16
37	L.A. Raiders (Los Angeles/36,739)-A-12 .....	7
35	Denver (Candlestick/58,641)-A-19 .....	17
17	San Diego (Candlestick/54,471)-A-23 .....	14
17	Seattle (Seattle/58,641)-S-1 .....	28

**1990 (1-3)**

13	L.A. Raiders (Candlestick/59,677)-A-11 .....	23
27	Denver (Denver/74,164)-A-20 .....	24
28	San Diego (San Diego/49,289)-A-25 .....	29
10	Seattle (Candlestick/54,269)-A-31 .....	30

**1991 (5-0)**

24	L.A. Raiders (Los Angeles/45,365)-J-27 .....	17
21	Chicago (Berlin, Germany/66,876)-A-3 .....	7
24	Denver (Candlestick/54,170)-A-7 .....	6
24	San Diego (Candlestick/53,453)-A-19 .....	13
28	Seattle (Seattle/54,111)-A-23 .....	16

**1992 (5-0)**

13	Denver (Candlestick/50,435)-A-3 .....	7
24	L.A. Raiders (Candlestick/49,068)-A-8 .....	10
17	Washington (London, England/61,722)-A-16.15	
20	San Diego (San Diego/40,921)-A-21 .....	14
24	Seattle (Candlestick/52,822)-A-28 .....	17

**1993 (4-1)**

21	Pittsburgh (Barcelona, Spain/45,330)-A-1 .....	14
27	L.A. Raiders (Stanford Stadium/68,011)-A-8 .....	0
16	Denver (Denver/71,921)-A-16 .....	13
0	Seattle (Seattle/51,086)-A-21 .....	30
30	San Diego (Candlestick/53,649)-A-28 .....	14

**1994 (3-1)**

7	Arizona (Arizona/68,288)-A-5 .....	17
20	Denver (Candlestick/52,429)-A-12 .....	3
30	San Diego (San Diego/45,674)-A-18 .....	24
13	Seattle (Candlestick/54,004)-A-26 .....	9

**1995 (3-2)**

7	Denver (Denver/71,182)-J-29 .....	9
10	Denver (Tokyo, Japan/45,000)-A-6 .....	24
17	San Diego (San Diego/58,233)-A-13 .....	6
17	Carolina (3Com/51,185)-A-19 .....	10
17	Seattle (3Com/53,280)-A-26 .....	7

**1996 (1-3)**

17	Denver (3Com/48,577)-A-3 .....	20
16	San Diego (3Com/49,846)-A-10 .....	(OT) 13
10	Jacksonville (Jacksonville/67,858)-A-18 .....	38
3	Seattle (Seattle/38,144)-A-23 .....	20

**1997 (1-3)**

13	San Diego (San Diego/62,542)-A-2 .....	20
21	Seattle (3Com/50,153)-A-9 .....	17
20	Jacksonville (3Com/50,346)-A-18 .....	28
17	Denver (Denver/69,874)-A-23 .....	31

**1998 (2-3)**

14	New England (3Com/46,374)-A-2 .....	13
21	San Diego (San Diego/55,723)-A-8 .....	27
24	Seattle (Vancouver, BC/45,202)-A-15 .....	21
20	Miami (3Com/53,214)-A-23 .....	21
20	Seattle (Seattle/57,014)-A-28 .....	21

\*American Bowl at Vancouver, B.C.

**1999 (3-1)**

31	San Diego (3Com/65,898)-A-12 .....	24
24	Seattle (3Com/66,193)-A-19 .....	23
16	Oakland (Oakland/61,901)-A-30 .....	8
3	Denver (Denver/68,421)-S-3 .....	34



# 49ERS HISTORICAL HIGHLIGHTS

## (NFL 1949-00)

Following are the team's historical highlights beginning with its first year in the NFL:

**1949** - December 10 the NFL and AAFC announced that the two leagues will merge. The NFL agrees to adopt Baltimore, Cleveland and San Francisco as new franchises.

**1950** - The 49ers struggled in their NFL debut, winning only three games. A rival coach described them as "not big enough or tough enough."

**1951** - In an amazing reversal of form sparked by a great rookie group, the 49ers were in the race until the season's final day and finished only a half game off the top. Led by **LB Hardy Brown** and his famed "shoulder tackle," the club had one of the toughest defensive units in the League. **QB Y.A. Tittle** and **E Billy Wilson** began their great 49er careers.

**1952** - After a blazing start, the 49ers slumped in mid-season. **HB Hugh "The King" McElhenny** came off the University of Washington campus to become Player-of-the-Year and the most feared runner in football.

**1953** - The 49ers had their best NFL showing posting a 9-3 record, normally good enough for a championship. Detroit, however, was 10-2. Two of San Francisco's losses came with **QB Y.A. Tittle** sidelined because of a severe facial injury. The three defeats were by a total of nine points. **FB Joe "The Jet" Perry** became one of the few players in pro history to gain more than 1,000 yards in a single season. **E Gordy Soltau** was the league's top scorer for the second straight year.

**1954** - The 49ers jumped out to a blazing start, posting a 4-0-1 record through the season's first five games. However the early momentum was slowed by injuries to three key members of the legendary "Million Dollar Backfield." **QB Y.A. Tittle**, **HB Hugh McElhenny** and **FB Joe Perry** all missed action with different injuries, but Perry returned to become the first player to record 1,000 yards rushing in consecutive seasons.

**1955** - With **HB Hugh McElhenny** hobbled by a foot injury, the 49ers had their second-worst season in history under **Norman P. Strader**, who succeeded **Buck Shaw** as head coach.

**1956** - In **QB Frankie Albert**'s first year at the helm, the 49ers were in last place at mid-season with a 1-6 record. They went 4-0-1 in their last five games for a brilliant stretch drive.

**1957** - This undoubtedly was one of the most emotional and dramatic seasons in 49ers history. Every game was a "cliffhanger" and the "Alley Oop" pass from **QB Y.A. Tittle** to rookie **HB R.C. Owens** became a household byword. Emotions reached a peak when the beloved **Tony Morabito** collapsed and died of a heart attack at the Chicago Bears game on Oct. 27. Trailing 17-7, the 49ers fought back for a great victory, 21-17. The magnificent **E Billy Wilson** caught a pass from Tittle for the winning touchdown in the fourth quarter. Tied with Detroit at 8-4 when the season ended, the 49ers lost the playoff game, 31-27, after holding a 27-7 lead in the third quarter.

**1958** - An up-and-down season finished on a high note with victories over Green Bay and Baltimore. The 6-6 record, however, was blackened by the 33-3 and 56-7 lacerations at the hands of the Los Angeles Rams. **QB Frankie Albert** resigned at the end of the year.

**1959** - With **Howard W. (Red) Hickey** in charge, the 49ers were in contention all the way and **QB John Brodie** came into his own at quarterback when he led the team to a 21-20 upset of Cleveland. **HB J.D. Smith**, a converted defensive back, became the second 49er to accumulate more than 1,000 yards rushing.

**1960** - **Howard W. (Red) Hickey** saved a seemingly hopeless season when he installed his "shotgun attack" and the club captured four of its last five games, including a 30-22 upset of Baltimore.

**1961** - The success of **Howard W. Hickey**'s shotgun amazed the football world, especially a 49-0 victory over Detroit. **QB Billy Kilmer**, a passing-running rookie from UCLA, was made to order for the new offense. When the shotgun stopped, **QB John Brodie** took over again in the "T" formation and had the finest season in 49er QB annals. Indicating the evenness of NFL competition, the 49ers were playing for a second-place tie, plus a trip to the Runner-up Bowl at Miami, or a fifth-place position on the last day of the season. The Colts again won by three points, but 1961 will remain as one of the most exciting and interesting years in 49ers history.

**1962** - For the first time since 1956, the 49ers finished a frustrating season with more defeats than victories. In so doing, the honored adage of "it's easier to win at home than on the road," proved false—the 49ers won only one of seven at Kezar Stadium, but captured five of seven road contests.

**1963** - A multitude of injuries to key personnel started the 49ers off to a disappointing 2-12 season. One of the victories, however, was a 20-14 upset of ultimate world champion Chicago, the only league defeat suffered by the Bears all season.

**1964** - Club chief executive **Victor P. Morabito** died of a heart attack in May. Injuries to key personnel prevented the 49ers from gaining enough offensive momentum to forge a winning season despite having one of the toughest defensive units in the league. Outstanding rookie performances by **E Dave Parks**. **QB George Mira** and **LB Dave Wilcox** also took some of the sting from the 4-10 record.

**1965** - Outstanding offensive performances enabled the 49ers to jump from the bottom to fourth place in the Western Division as the team led the NFL in both scoring and total offense. **QB John Brodie** was the most productive passer in the NFL. **E Dave Parks** led the league in receiving and rookie **FB Ken Willard** and veteran



**1980 (3-1)**

33	Oakland (Candlestick/55,585)-A-9	14
17	San Diego (San Diego/48,836)-A-16	14
7	Seattle (Candlestick/41,841)-A-23	10
31	Kansas City (Tucson/27,000)-A-30	21

**1981 (2-2)**

27	Seattle (Seattle/56,958)-A-5	(OT)-24
28	San Diego (Candlestick/41,667)-A-15	31
24	Seattle (Candlestick/37,563)-A-22	17
7	Oakland (Oakland/51,192)-A-29	21

**1982 (2-2)**

14	L.A. Raiders (Candlestick/61,065)-A-14	17
16	St. Louis (Candlestick/51,931)-A-21	13
9	San Diego (San Diego/48,697)-A-28	23
17	Seattle (Seattle/57,839)-S-3	13

**1983 (1-3)**

23	L.A. Raiders (Los Angeles/41,337)-A-6	(OT)-26
17	New England (Candlestick/50,043)-A-14	15
7	San Diego (San Diego/43,939)-A-20	24
6	Seattle (Candlestick/47,074)-A-27	20

**1984 (2-2)**

13	L.A. Raiders (Candlestick/61,361)-A-4	10
20	Denver (Denver/70,211)-A-11	21
15	San Diego (San Diego/58,356)-A-18	35
17	Seattle (Candlestick/49,219)-A-24	7

**1985 (3-1)**

28	L.A. Raiders (Los Angeles/54,990)-A-10	21
13	Denver (Candlestick/55,425)-A-19	20
25	San Diego (Candlestick/50,569)-A-24	10
23	Seattle (Seattle/60,403)-A-30	21

**1986 (2-2)**

32	L.A. Raiders (Candlestick/61,834)-A-10	0
17	L.A. Rams (Anaheim/49,146)-A-18	31
9	Denver (Denver/73,592)-A-23	14
21	Seattle (Candlestick/52,419)-A-29	10

**1987 (3-2)**

20	Kansas City (Canton/23,826)-A-8	7
42	L.A. Raiders (Los Angeles/53,838)-A-15	16
3	Dallas (Candlestick/57,598)-A-22	13
17	San Diego (Candlestick/52,733)-A-27	3
10	Seattle (Seattle/59,653)-S-4	34

**1988 (3-2)**

21	Miami (London, England/70,535)-J-31	27
24	L.A. Raiders (Candlestick/64,457)-A-6	10
24	Denver (Denver/75,067)-A-13	34
34	San Diego (San Diego/39,044)-A-20	27
27	Seattle (Candlestick/53,357)-A-26	21

**1989 (3-2)**

13	L.A. Rams (Tokyo, Japan/43,896)-A-6	(OT)-16
37	L.A. Raiders (Los Angeles/36,739)-A-12	7
35	Denver (Candlestick/58,641)-A-19	17
17	San Diego (Candlestick/54,471)-A-23	14
17	Seattle (Seattle/58,641)-S-1	28

**1990 (1-3)**

13	L.A. Raiders (Candlestick/59,677)-A-11	23
27	Denver (Denver/74,164)-A-20	24
28	San Diego (San Diego/49,289)-A-25	29
10	Seattle (Candlestick/54,269)-A-31	30

**1991 (5-0)**

24	L.A. Raiders (Los Angeles/45,365)-J-27	17
21	Chicago (Berlin, Germany/66,876)-A-3	7
24	Denver (Candlestick/54,170)-A-7	6
24	San Diego (Candlestick/53,453)-A-19	13
28	Seattle (Seattle/54,111)-A-23	16

**1992 (5-0)**

13	Denver (Candlestick/50,435)-A-3	7
24	L.A. Raiders (Candlestick/49,068)-A-8	10
17	Washington (London, England/61,722)-A-16	15
20	San Diego (San Diego/40,921)-A-21	14
24	Seattle (Candlestick/52,822)-A-28	17

**1993 (4-1)**

21	Pittsburgh (Barcelona, Spain/45,330)-A-1	14
27	L.A. Raiders (Stanford Stadium/68,011)-A-8	0
16	Denver (Denver/71,921)-A-16	13
0	Seattle (Seattle/51,086)-A-21	30
30	San Diego (Candlestick/53,649)-A-28	14

**1994 (3-1)**

7	Arizona (Arizona/68,288)-A-5	17
20	Denver (Candlestick/52,429)-A-12	3
30	San Diego (San Diego/45,674)-A-18	24
13	Seattle (Candlestick/54,004)-A-26	9

**1995 (3-2)**

7	Denver (Denver/71,182)-J-29	9
10	Denver (Tokyo, Japan/45,000)-A-6	24
17	San Diego (San Diego/58,233)-A-13	6
17	Carolina (3Com/51,185)-A-19	10
17	Seattle (3Com/53,280)-A-26	7

**1996 (1-3)**

17	Denver (3Com/48,577)-A-3	20
16	San Diego (3Com/49,846)-A-10	(OT) 13
10	Jacksonville (Jacksonville/67,858)-A-18	38
3	Seattle (Seattle/38,144)-A-23	20

**1997 (1-3)**

13	San Diego (San Diego/62,542)-A-2	20
21	Seattle (3Com/50,153)-A-9	17
20	Jacksonville (3Com/50,346)-A-18	28
17	Denver (Denver/69,874)-A-23	31

**1998 (2-3)**

14	New England (3Com/46,374)-A-2	13
21	San Diego (San Diego/55,723)-A-8	27
24	Seattle (Vancouver, BC/45,202)-A-15	21
20	Miami (3Com/53,214)-A-23	21
20	Seattle (Seattle/57,014)-A-28	21

\*American Bowl at Vancouver, B.C.

**1999 (3-1)**

31	San Diego (3Com/65,898)-A-12	24
24	Seattle (3Com/66,193)-A-19	23
16	Oakland (Oakland/61,901)-A-30	8
3	Denver (Denver/68,421)-S-3	34



# 49ERS PLAYOFF HISTORY

Date	Game	Winner	Loser	Score	Site
<b>1949 Season</b>					
Dec. 4, 1949	First Round	49ers	N.Y. Yanks	17-7	Kezar Stadium
Dec. 11, 1949	AAFC Championship	Cleveland	49ers	21-7	Kezar Stadium
<b>1957 Season</b>					
Dec. 22, 1957	Playoff Game	Detroit	49ers	31-27	Kezar Stadium
<b>1970 Season</b>					
Dec. 27, 1970	NFC Divisional	49ers	Minnesota	17-14	Metropolitan Stadium
Jan. 3, 1971	NFC Championship	Dallas	49ers	17-10	Kezar Stadium
<b>1971 Season</b>					
Dec. 26, 1971	NFC Divisional	49ers	Washington	24-20	Candlestick Park
Jan. 2, 1972	NFC Championship	Dallas	49ers	14-3	Texas Stadium
<b>1972 Season</b>					
Dec. 23, 1972	NFC Divisional	Dallas	49ers	30-28	Candlestick Park
<b>1981 Season</b>					
Jan. 3, 1982	NFC Divisional	49ers	N.Y. Giants	38-24	Candlestick Park
Jan. 10, 1982	NFC Championship	49ers	Dallas	28-27	Candlestick Park
Jan. 24, 1982	Super Bowl XVI	49ers	Cincinnati	26-21	Pontiac Silverdome
<b>1983 Season</b>					
Dec. 31, 1983	NFC Divisional	49ers	Detroit	24-23	Candlestick Park
Jan. 8, 1984	NFC Championship	Washington	49ers	24-21	RFK Stadium
<b>1984 Season</b>					
Dec. 29, 1984	NFC Divisional	49ers	N.Y. Giants	21-10	Candlestick Park
Jan. 6, 1985	NFC Championship	49ers	Chicago	23-0	Candlestick Park
Jan. 20, 1985	Super Bowl XIX	49ers	Miami	38-16	Stanford Stadium
<b>1985 Season</b>					
Dec. 28, 1985	NFC Wildcard	N.Y. Giants	49ers	17-3	Giants Stadium
<b>1986 Season</b>					
Jan. 4, 1987	NFC Divisional	N.Y. Giants	49ers	49-3	Giants Stadium
<b>1987 Season</b>					
Jan. 9, 1988	NFC Divisional	Minnesota	49ers	36-24	Candlestick Park
<b>1988 Season</b>					
Jan. 1, 1989	NFC Divisional	49ers	Minnesota	34-9	Candlestick Park
Jan. 8, 1989	NFC Championship	49ers	Chicago	28-3	Soldier Field
Jan. 22, 1989	Super Bowl XXIII	49ers	Cincinnati	20-16	Joe Robbie Stadium
<b>1989 Season</b>					
Jan. 6, 1990	NFC Divisional	49ers	Minnesota	41-13	Candlestick Park
Jan. 14, 1990	NFC Championship	49ers	L.A. Rams	30-3	Candlestick Park
Jan. 28, 1990	Super Bowl XXIV	49ers	Denver	55-10	LA Superdome
<b>1990 Season</b>					
Jan. 12, 1991	NFC Divisional	49ers	Washington	28-10	Candlestick Park
Jan. 20, 1991	NFC Championship	N.Y. Giants	49ers	15-13	Candlestick Park
<b>1992 Season</b>					
Jan. 9, 1993	NFC Divisional	49ers	Washington	20-13	Candlestick Park
Jan. 17, 1993	NFC Championship	Dallas	49ers	30-20	Candlestick Park
<b>1993 Season</b>					
Jan. 15, 1994	NFC Divisional	49ers	N.Y. Giants	44-3	Candlestick Park
Jan. 23, 1994	NFC Championship	Dallas	49ers	38-21	Texas Stadium
<b>1994 Season</b>					
Jan. 7, 1995	NFC Divisional	49ers	Chicago	44-15	Candlestick Park
Jan. 15, 1995	NFC Championship	49ers	Dallas	38-28	Candlestick Park
Jan. 29, 1995	Super Bowl XXIX	49ers	San Diego	49-26	Joe Robbie Stadium
<b>1995 Season</b>					
Jan. 6, 1996	NFC Divisional	Green Bay	49ers	27-17	3Com Park
<b>1996 Season</b>					
Dec. 29, 1996	NFC Wildcard	49ers	Philadelphia	14-0	3Com Park
Jan. 4, 1997	NFC Divisional	Green Bay	49ers	35-14	Lambeau Field
<b>1997 Season</b>					
Jan. 3, 1998	NFC Divisional	49ers	Minnesota	38-21	3Com Park
Jan. 11, 1998	NFC Championship	Green Bay	49ers	23-10	3Com Park



### Playoff History Continued

#### 1998 Season

Jan. 3, 1999	NFC Wildcard
Jan. 9, 1999	NFC Divisional

49ers	Green Bay	30-27	3Com Park
Atlanta	49ers	20-18	Georgia Dome

Playoff Record: 25-16

Super Bowl Championships: (5) 1981, 1984, 1988, 1989, 1994

Playoff Record at Home: 18-9

Playoff Record Away: 2-7    Neutral Site: 5-0

49ers vs.:	Chicago	3-0	1.000	Philadelphia	1-0	1.000	N.Y. Giants	3-3	.500
	Cincinnati	2-0	1.000	San Diego	1-0	1.000	Dallas	2-5	.400
	Denver	1-0	1.000	Minnesota	4-1	.800	Cleveland	0-1	.000
	L.A. Rams	1-0	1.000	Washington	3-1	.750	Green Bay	1-3	.250
	Miami	1-0	1.000	Detroit	1-1	.500	Atlanta	0-1	.000
	N.Y. Yanks	1-0	1.000						

## 49ERS OFFENSIVE AND DEFENSIVE RANKINGS

Year	Total	Offense		Total	Defense	
		Rush	Pass		Rush	Pass
1999	10	1	19	28	15	31
1998	1	1	2	23	9	29
1997	12	8	18	1	2	2
1996	6	10	7	7	5	11
1995	2	23	1	1	1	11
1994	2	6	4	8	2	17
1993	1	3	2	15	16	16
1992	1	3	3	15	4	26
1991	3	11	2	6	5	11
1990	2	18	2	3	2	12
1989	1	10	2	4	3	11
1988	2	2	10	3	3	8
1987	1	1	2	1	5	1
1986	3	10	2	6	3	17
1985	2	10	5	14	7	21
1984	2	3	4	10	7	17
1983	4	8	5	10	9	15
1982	3	28	2	21	21	16
1981	13	19	7	2	12	3
1980	12	24	5	27	23	27
1979	6	20	3	20	15	24
1978	21	17	18	27	21	25
1977	3	12	4	22	10	25
1976	2	5	4	18	5	23
1975	10	9	11	16	25	5
1974	12	18	6	14	11	19
1973	20	10	22	8	21	4
1972	14	13	15	8	21	2



## 49ERS HISTORICAL HIGHLIGHTS (NFL 1949-00)

Following are the team's historical highlights beginning with its first year in the NFL:

**1949** - December 10 the NFL and AAFC announced that the two leagues will merge. The NFL agrees to adopt Baltimore, Cleveland and San Francisco as new franchises.

**1950** - The 49ers struggled in their NFL debut, winning only three games. A rival coach described them as "not big enough or tough enough."

**1951** - In an amazing reversal of form sparked by a great rookie group, the 49ers were in the race until the season's final day and finished only a half game off the top. Led by **LB Hardy Brown** and his famed "shoulder tackle," the club had one of the toughest defensive units in the League. **QB Y.A. Tittle** and **E Billy Wilson** began their great 49er careers.

**1952** - After a blazing start, the 49ers slumped in mid-season. **HB Hugh "The King" McElhenny** came off the University of Washington campus to become Player-of-the-Year and the most feared runner in football.

**1953** - The 49ers had their best NFL showing posting a 9-3 record, normally good enough for a championship. Detroit, however, was 10-2. Two of San Francisco's losses came with **QB Y.A. Tittle** sidelined because of a severe facial injury. The three defeats were by a total of nine points. **FB Joe "The Jet" Perry** became one of the few players in pro history to gain more than 1,000 yards in a single season. **E Gordy Soltau** was the league's top scorer for the second straight year.

**1954** - The 49ers jumped out to a blazing start, posting a 4-0-1 record through the seasons first five games. However the early momentum was slowed by injuries to three key members of the legendary "Million Dollar Backfield." **QB Y.A. Tittle**, **HB Hugh McElhenny** and **FB Joe Perry** all missed action with different injuries, but Perry returned to become the first player to record 1,000 yards rushing in consecutive seasons.

**1955** - With **HB Hugh McElhenny** hobbled by a foot injury, the 49ers had their second-worst season in history under **Norman P. Strader**, who succeeded **Buck Shaw** as head coach.

**1956** - In **QB Frankie Albert**'s first year at the helm, the 49ers were in last place at mid-season with a 1-6 record. They went 4-0-1 in their last five games for a brilliant stretch drive.

**1957** - This undoubtedly was one of the most emotional and dramatic seasons in 49ers history. Every game was a "cliffhanger" and the "Alley Oop" pass from **QB Y.A. Tittle** to rookie **HB R.C. Owens** became a household byword. Emotions reached a peak when the beloved **Tony Morabito** collapsed and died of a heart attack at the Chicago Bears game on Oct. 27. Trailing 17-7, the 49ers fought back for a great victory, 21-17. The magnificent **E Billy Wilson** caught a pass from Tittle for the winning touchdown in the fourth quarter. Tied with Detroit at 8-4 when the season ended, the 49ers lost the playoff game, 31-27, after holding a 27-7 lead in the third quarter.

**1958** - An up-and-down season finished on a high note with victories over Green Bay and Baltimore. The 6-6 record, however, was blackened by the 33-3 and 56-7 laces at the hands of the Los Angeles Rams. **QB Frankie Albert** resigned at the end of the year.

**1959** - With **Howard W. (Red) Hickey** in charge, the 49ers were in contention all the way and **QB John Brodie** came into his own at quarterback when he led the team to a 21-20 upset of Cleveland. **HB J.D. Smith**, a converted defensive back, became the second 49er to accumulate more than 1,000 yards rushing.

**1960** - **Howard W. (Red) Hickey** saved a seemingly hopeless season when he installed his "shotgun attack" and the club captured four of its last five games, including a 30-22 upset of Baltimore.

**1961** - The success of **Howard W. Hickey**'s shotgun amazed the football world, especially a 49-0 victory over Detroit. **QB Billy Kilmer**, a passing-running rookie from UCLA, was made to order for the new offense. When the shotgun stopped, **QB John Brodie** took over again in the "T" formation and had the finest season in 49er QB annals. Indicating the evenness of NFL competition, the 49ers were playing for a second-place tie, plus a trip to the Runner-up Bowl at Miami, or a fifth-place position on the last day of the season. The Colts again won by three points, but 1961 will remain as one of the most exciting and interesting years in 49ers history.

**1962** - For the first time since 1956, the 49ers finished a frustrating season with more defeats than victories. In so doing, the honored adage of "it's easier to win at home than on the road," proved false—the 49ers won only one of seven at Kezar Stadium, but captured five of seven road contests.

**1963** - A multitude of injuries to key personnel started the 49ers off to a disappointing 2-12 season. One of the victories, however, was a 20-14 upset of ultimate world champion Chicago, the only league defeat suffered by the Bears all season.

**1964** - Club chief executive **Victor P. Morabito** died of a heart attack in May. Injuries to key personnel prevented the 49ers from gaining enough offensive momentum to forge a winning season despite having one of the toughest defensive units in the league. Outstanding rookie performances by **E Dave Parks**, **QB George Mira** and **LB Dave Wilcox** also took some of the sting from the 4-10 record.

**1965** - Outstanding offensive performances enabled the 49ers to jump from the bottom to fourth place in the Western Division as the team led the NFL in both scoring and total offense. **QB John Brodie** was the most productive passer in the NFL. **E Dave Parks** led the league in receiving and rookie **FB Ken Willard** and veteran



**HB John David Crow**, acquired in an offseason trade, led a strong ground game. The 7-6-1 record included a season-opening 52-24 victory over the Chicago Bears, marking the most points scored by the 49ers in NFL play.

**1966** - After a somewhat slow start, the 49ers got in gear just before the midway point and became one of only two teams to beat the eventual world champion Green Bay Packers. After that, they finished with a respectable 6-6-2 record and were in the battle for second place in the Western Division until the final league game. **G John Thomas** and **E Dave Parks** were All-Pro, and they joined **G Howard Mudd**, **C Bruce Bosley**, **FB Ken Willard** and **LB Dave Wilcox** in the Pro Bowl.

**1967** - An auspicious start (5-1) disintegrated into disappointment for the 49ers as injuries took a heavy toll and a six-game losing streak took them out of the running. **QB George Mira** came off the bench to lead the squad to two season-ending victories and salvage a 7-7 record. There were bright spots, however, as **QB John Brodie** and the 49ers were the only team to beat the power-laden Rams in a league game. **G Bruce Bosley** played in the Pro Bowl for the second straight season.

**1968** - Under new coach **Dick Nolan**, the 49ers posted a 7-6-1 record. The season turned on key wins over the New York Giants, 26-10, and Green Bay, 27-20. Brilliant performances by **QB John Brodie**, **WR Clifton McNeil** and **RB Ken Willard** led a prolific offense, while **DT Charlie Krueger**, **LB Dave Wilcox** and **DB Kermit Alexander** sparked a revitalized defense. McNeil and **G Howard Mudd** were chosen All-NFL and were joined by **Wilcox**, **Willard** and **Alexander** in the Pro Bowl.

**1969** - Beset by injuries that nearly decimated the defensive unit, the 49ers struggled through the early part of the season. They went winless in their first five games before beating Baltimore, the first time they had beaten the Colts in 13 previous games. The 49ers finished 4-8-2 and five players—**HB Jimmy Johnson**, **LB Dave Wilcox**, **G Elmer Collett**, **RB Ken Willard** and rookie **WR Gene Washington**—were selected to the Pro Bowl. Johnson was also All-Pro and winner of the Len Eshmont Award.

**1970** - This was the greatest year since the club became a member of the NFL in 1950. The team recorded a 10-3 record and captured the Western Division (NFC) Championship. In a season of superlatives, **QB John Brodie** was the NFL'S PLAYER-OF-THE-YEAR, **CB Bruce Taylor** was NFC ROOKIE-OF-THE-YEAR, Coach **Dick Nolan** was a near-unanimous choice as NFC COACH-OF-THE-YEAR. Brodie, **WR Gene Washington**, **LB Dave Wilcox** and **HB Jimmy Johnson** were All-Pro and joined **T Len Rohde** in the Pro Bowl.

**1971** - The 49ers forged a 9-5-0 record and won their second consecutive NFC Western Division title, clinching the crown on the final day by beating Detroit, 31-27, the identical score by which the Lions had knocked the 49ers out of championship play in 1957. The season also was the club's first in its plush new home, Candlestick Park. **C Forrest Blue**, **LB Dave Wilcox** and **CB Jimmy Johnson** were All-Pro and joined in the Pro Bowl by **TE Ted Kwalick**, **WR Gene Washington**, **RB Vic Washington**, **DE Cedrick Hardman** and **CB Bruce Taylor**.

**1972** - Early-season inconsistency, compounded by an injury to **QB John Brodie** in the fifth game of the season, cast appall on 49er prospects for a third-straight NFC Western Division title, but **QB Steve Spurrier** stepped in for Brodie and turned things around with a brilliant, poised performance. In the final quarter of the final game against Minnesota, the recovered Brodie relieved Spurrier and threw two TD passes in a 20-17 win over the Vikings. The victory clinched divisional title No. 3, but Spurrier's nine-game contribution was the key. **C Forrest Blue**, **DB Jimmy Johnson**, **TE Ted Kwalick**, **WR Gene Washington** and **LB Dave Wilcox** were All-Pro selections.

**1973** - In what was both a disappointing and significant year, the 49ers were 5-9 after tackling the NFL's toughest schedule, a rash of key injuries and an unsettled quarterback situation. It also marked the end of the brilliant careers of **QB John Brodie** and **DT Charlie Krueger**, both of whom retired at year's end. **C Forrest Blue** and **LB Dave Wilcox** were voted All-Pro and joined in the Pro Bowl by **TE Ted Kwalick**, **G Woody Peoples** and **P Tom Wittum**.

**1974** - The 49ers used five different quarterbacks after an injury to starter **QB Steve Spurrier**, a week before the season opened, sidelined him for most of the year. After winning the first two games, the club lost a team-record seven straight and then closed with a rush, winning four of its last five to finish the season 6-8. **RB Wilbur Jackson** was named *The Sporting News* ROOKIE-OF-THE-YEAR and was named to the NFL All-Rookie team along with **QB Tom Owen** and **DB Mike Holmes**. **C Forrest Blue** and **P Tom Wittum** were All-NFC and selected for the Pro Bowl along with **HB Jimmy Johnson**. A knee injury forced perennial All-Pro **LB Dave Wilcox** to retire after a brilliant 11-year career with the 49ers.

**1975** - A strong defensive performance throughout the season couldn't offset an erratic offense troubled by an unsettled quarterback situation and a rebuilding offensive line. High point of the 5-9 season was a 24-23 win over Los Angeles to end a 10-game losing streak to the Rams. At season's end, **DE Cedrick Hardman** was the club's first-ever two-time Len Eshmont Award winner.

**1976** - A turnaround year for the 49ers as the team, under coach **Monte Clark**, posted an 8-6 record, their first winning season since 1972. With new **QB Jim Plunkett** at the controls, the 49ers got off to their best start ever (6-1), before hitting a mid-season four-game losing streak knocking the club out of playoff contention. The season saw the emergence of a powerful defensive unit that led the league in quarterback sacks with 61. **RB Delvin Williams** set a 49ers single-season rushing record with 1,203 yards. **DE Tommy Hart** was named All-Pro and played in the Pro Bowl along with Williams, **DE Cleveland Elam** and **LB Dave Washington**. **C Randy Cross** was an All-Rookie team selection. Hart became a two-time winner of the Len Eshmont Award and **CB Jimmy Johnson** retired after a brilliant 16-year career with the 49ers.

**1977** - In the 32nd year of their existence, the 49ers began a new era. On March 31, 1977, the club became



the property of **Edward J. DeBartolo Jr.** and came under the guidance of **Joe Thomas** as general manager. The changeover was made more dramatic because the San Francisco 49ers were one of the few NFL franchises which had never previously changed ownership or location. On the field, under Coach **Ken Meyer**, the 49ers ran hot and cold. The club lost its first five games, then won five of the next six before dropping the final three contests to finish 5-9. **SS Mel Phillips** was named winner of the coveted Len Eshmont Award. **DE Cleveland Elam** was selected All-Pro and played for the NFC in the Pro Bowl.

**1978** - The 49ers suffered through their longest season as the club fell to 2-14 and three coaches were hired and fired in less than 12 months. First Head Coach **Pete McCulley** departed after nine games with a 1-8 record, and his replacement, **Fred O'Connor**, was let go at the end of the year as the team won just one of its final seven contests. **Bill Walsh** was hired as the new coach and general manager. **RB Paul Hofer**, who replaced **RB O.J. Simpson** when the newly-acquired star went to the sidelines for the year with a shoulder injury, was named recipient of the Len Eshmont award.

**1979** - The 49ers suffered through their second consecutive 2-14 season, but there were several indications of improvement. San Francisco went from virtually the worst-ranked offensive team in the league in '78 to one of the most productive in '79, ranking first in passing offense in the NFC and sixth in total offense in the NFL. **RB Paul Hofer** again was the Len Eshmont Award recipient and individual leader, racking up 615 yards rushing and an additional 662 yards receiving on 58 catches in only seven starts. **QB Steve Deberg** broke **Fran Tarkenton's** NFL record for completions by connecting on 347 passes. **K Ray Wersching** set a club record with an 83.3 field goal percentage, and also led the league with that mark. **RB O.J. Simpson** retired from the 49ers and the NFL, finishing as the second leading rusher of all time with 11,236 yards.

**1980** - In their second season of the **Bill Walsh** era, the 49ers showed gradual improvement in their rebuilding program. A three-game winning streak to open the season, combined with a three-game victory string from Week 12 through Week 14, enabled the Niners to post a 6-10 season, tripling the number of victories from each of the previous two 2-14 campaigns. Week 14 was a day when the 49ers made NFL history. That December 7 at Candlestick Park, the 49ers overcame a 35-7 halftime deficit against the New Orleans Saints to win in overtime, 38-35. The 28-point comeback was the biggest comeback in NFL history. **E Jim Stuckey** and **P Jim Miller** were named to All-Rookie teams, while another rookie, **FB Earl Cooper**, led the NFC in receptions with 83, the most catches ever by an NFL rookie. **WR Dwight Clark** caught 82 passes to break the team wide receiver mark, and **QB Joe Montana** set the club passing percentage record at .645 with 176 completions in 273 attempts.

**1981** - It was a year of firsts and bests for the 49ers in 1981. In his third season as head coach and general manager, **Bill Walsh** guided San Francisco to a 16-3 record (best record in the league that year), the NFC Western Division title (first since '72), the NFC Championship crown (first ever for the 49ers), and the World Championship/Super Bowl XVI win (first ever for the 49ers). Walsh earned every possible NFC Coach-of-the-Year award and all seven NFL Coach-of-the-Year honors, while six 49ers were named to the Pro Bowl—**WR Dwight Clark**, **C Randy Cross**, **QB Joe Montana**, **DE Fred Dean**, **S Ronnie Lott**, and **S Dwight Hicks**. Three San Francisco players were selected to All-Pro teams as recognized by the NFL—**Cross**, **Lott** and **Dean**, **Montana**, who led the NFC in passing in '81, was named MVP of Super Bowl XVI (for leading his team to a 26-21 win over the Cincinnati Bengals of the AFC). **Dean** was picked UPI NFL Defensive Player-of-the-Year, NFL Outstanding Defensive Lineman-of-the-Year (NFL Players Association), and NFC Defensive Player-of-the-Year (Kansas City Committee of the 101). San Francisco opened and closed the season in Pontiac, MI in drastically different styles. The 49ers lost two of their first three games of 1981, including the season opener on the road against Detroit, then ran off seven wins—before a loss to Cleveland 15-12—and ran off eight more wins (including playoffs, the NFC Championship and Super Bowl XVI). The 49ers won 15 of their last 16 games, beat five opponents twice—including all three postseason foes—and became the first team since Chicago in 1945-47 to go from the worst NFL record (2-14 in 1979) to the league's best (13-3 in '81) in just three seasons. All this happened with three rookies (**S Carlton Williamson**, **CB Eric Wright** and **Lott**) starting in the defensive secondary. Those three rookies, along with **Montana**, **Clark**, **Cross**, **WR Freddie Solomon** and **Hicks**, combined with "old veterans" **Dean** and **LB Jack "Hacksaw" Reynolds** formed a nucleus of world championship vintage.

**1982** - As defending world champions, the San Francisco 49ers did not enjoy the 1982 season, but then not many NFL fans, coaches and players throughout the league did either (except maybe in Washington, where the Redskins were Super Bowl XVII champs). The Niners fell to 3-6 and missed out on the playoffs. In the strike-shortened season, San Francisco went winless at home (0-5) but did manage a 3-1 road record (the Niners were 0-2 prior to the 57-day players' strike and 3-4 following it). **WR Dwight Clark** had an outstanding season, leading the NFL with 60 receptions and being named consensus All-Pro (and NFL PLAYER-OF-THE-YEAR by *Sports Illustrated*). **LB Keena Turner** (second team All-Pro), **S Ronnie Lott** (Pro Bowl), **C Randy Cross** (Pro Bowl), **S Dwight Hicks** (Pro Bowl), **T Keith Fahnhorst** and **QB Joe Montana** (NFL record for five straight 300+ yard passing games) were bright spots in an otherwise disappointing season.

**1983** - For the second time in three seasons, San Francisco played in the NFC Championship Game. The '83 49ers were 10-6 (3rd best regular season victory total in club history) and Western Division Champions (5th time since 1970, 2nd time since 1981). In the playoffs, San Francisco squeezed past Detroit, 24-23, but lost to Washington, 24-21, in the NFC Championship contest. Individual standouts included **QB Joe Montana** (the league's No. 1 all-time QB entering the 1984 season), **S Ronnie Lott** (making his third Pro Bowl appearance in as many years), **DE Fred Dean** (leading the NFC in sacks with 17½), **DE Dwaine Board** (second in sacks with 13), **CB Eric Wright** (team leader in interceptions with seven, two for scores), **WR Dwight Clark** (team leader with 70 receptions and eight TDs), **WR Freddie Solomon** (club record 21.4 yards per catch), **K Ray Wersching**



(team record 126 points, including a perfect 51 of 51 PATs), offensive linemen **C Randy Cross**, **T Keith Fahnhorst** and **G John Ayers**, **RB Roger Craig** (752 yards rushing, 427 receiving) and **RB Wendell Tyler** (856 rushing yards, 285 receiving), and NFL All-Rookie team pick **LB Riki Ellison** (two interceptions in the playoffs).

**1984** - The 49ers experienced the most successful regular season in NFL history by winning a league record 15 games, including all eight road contests—setting yet another NFL standard. The Niners broke 14 team records in '84, while becoming the first NFC team to sweep all of its conference games, and the first NFC West unit to win all contests within the division. Led by **RB Roger Craig** and **QB Joe Montana**, San Francisco capped the year by routing the Miami Dolphins in Super Bowl XIX, 38-16. The win was the 18th victory of the '84 campaign, establishing an NFL standard for wins in a single season (including playoffs). San Francisco scored a team-record 475 points. The 49ers defense was the stingiest in the NFL in '84, allowing a league-low 227 points scored. Honors were numerous, including Pro Bowl recognition for 10 of **Bill Walsh's** charges—**Montana**, **RB Wendell Tyler**, **T Keith Fahnhorst**, **C Randy Cross** and **C Fred Quillan** on offense and **S Dwight Hicks**, **S Ronnie Lott**, **S Carlton Williamson** and **CB Eric Wright** (the entire Niners' secondary), and **LB Keena Turner** on defense.

**1985** - At 10-6, San Francisco qualified for postseason play for the fourth time since 1981. Offensively, **RB Roger Craig** and **WR Jerry Rice** emerged as potent weapons in the attack. Craig became the first NFL player to surpass 1,000 yards rushing and receiving in the same season. Rice was named NFC Rookie-of-the-Year and set the team record for first-year players with 927 receiving yards. The defense experienced the influx of four new starters in '85 (**NT Michael Carter**, **LB Todd Shell**, **LB Michael Walter** and **DE John Harty**). Carter won a berth on the Pro Bowl team, as did **DBs Eric Wright** and **Carlton Williamson**.

**1986** - The 49ers captured their fourth NFC Western Division title since 1981.

Offensively, the team was led by All-Pro wide receiver **WR Jerry Rice**, who paced the NFL with 1,570 receiving yards and 15 touchdowns. Those marks established club standards in addition to Rice's team-record 16 total scores.

The defense managed 49 takeaways, tying the Kansas City Chiefs for NFL leadership. San Francisco's 39 interceptions and 578 return yards set team records, while five scores on pick-off returns tied another club mark. **S Ronnie Lott** tied **HB Dave Baker's** 1960 team record with 10 interceptions.

The output by young players was vital due to major injuries suffered by many starting veterans. San Francisco made 20 roster moves during the season, shuffling players in and out of action: **QB Joe Montana** missed Weeks 2-9 due to back surgery, while backup signal-caller **Jeff Kemp** did not play Weeks 8-11 due to a hip injury.

**1987** - The San Francisco 49ers marched to an NFL regular season best 13-2 record. It marked a league-leading third time in the decade of the '80s that the team either tied or posted the best won-loss percentage during the regular season. San Francisco led the NFL with 5,987 total yards and was best among league defenders allowing 4,095 total yards. It was the first time in Niners' history that the team led the league in fewest total yards allowed.

**WR Jerry Rice** set NFL records with 22 receiving touchdowns and scoring receptions in 13 consecutive games. The durable wide-out received postseason Most Valuable Player awards from nearly every news agency and sports publication.

**QB Joe Montana** won the first NFL passing title of his nine-year career and set a team record with 31 touchdown passes. **S Ronnie Lott**, **Montana** and **Rice** were joined by **NT Michael Carter** and **RB Roger Craig** on the NFC squad in the 1988 Pro Bowl.

**1988** - The 49ers climaxed their 1988 season in thrilling fashion with a dramatic touchdown drive in the waning seconds of Super Bowl XXIII. **QB Joe Montana's** 10-yard scoring toss to **WR John Taylor** with :34 remaining in the contest gave the Niners their third Super Bowl win of the decade, and the rights to the title "Team of the 1980s."

The world championship game against the Cincinnati Bengals was a microcosm of the entire '88 campaign. San Francisco opened the year strong with a 5-2 record, but by Week 12 were 6-5, two games out of first place with only five contests to play.

That week's victory over Washington launched a four-game winning streak that resulted in the Niners moving up from third to first place in the NFC West standings and earning a third consecutive NFC Western Division title. As the season ended **RB Roger Craig** broke the team's single season rushing record (finishing with 1,502 yards) and **K Mike Cofer** established new Niners' single season standards for field goals attempted (38) and made (27).

**WR Jerry Rice** went on to a playoff tear that included: an NFL postseason record-tying three touchdown receptions against Minnesota; the Montana-to-Rice battery hooked-up on first half touchdowns of 61 and 27 yards at Chicago; and concluded with a Super Bowl XXIII MVP performance of 11 receptions for a Super Bowl record 215 yards and a touchdown.

Defenders **S Ronnie Lott**, **DE Charles Haley**, **NT Michael Carter**, along with **Rice**, **Taylor**, and **Craig**, were selected to the Pro Bowl.

**1989** - **George Seifert** was named head coach of the San Francisco 49ers just four days after the team had won its third world championship under retiring head man **Bill Walsh**. Seifert's quest for the title was tested early and often as the 49ers endured nail-biting wins at Indianapolis (30-24) and Tampa Bay (20-16) to open the season. **QB Joe Montana** threw for 428 yards and five touchdowns, including a team-record four TD tosses in the fourth quarter resulting in a 10-point victory (38-28) in Philadelphia.



Under first-year offensive coordinator **Mike Holmgren**, the Niners accumulated more yardage than any other NFL team. **WRs Jerry Rice** and **John Taylor**, **RB Roger Craig**, **G Guy McIntyre**, and **QB Joe Montana** were 1990 Pro Bowl participants. Rice's 1,483 receiving yards paced the league. Craig exceeded 1,000 yards rushing for the second consecutive season, and running mate **FB Tom Rathman** led NFC running backs with 73 receptions.

Montana had the best season of his career. A consensus Player-of-the-Year, Montana's 112.4 quarterback rating set an NFL single season record. Montana was selected by his teammates as the '89 recipient of the Len Eshmont Award.

Fueled by Rice's 72-yard first quarter catch-and-run for a score, the 49ers exploded for 27 first half points and cruised to a 41-13 victory against Minnesota in their opening '89 playoff contest.

The 49ers faced Los Angeles in the NFC Championship Game. The Niners started slowly, however. Two long, second-quarter scoring drives and a touchdown set up by an interception gave San Francisco a 21-3 lead at intermission. Cofer's three field goals cushioned San Francisco's lead as the team advanced to Super Bowl XXIV with a satisfying 30-3 win.

The 49ers displayed optimal performance at the highest level of competition while securing their second consecutive world championship. The resounding 55-10 defeat of the Denver Broncos in Super Bowl XXIV was a convergence of talent and technique, planning and purpose. San Francisco tied or set nearly 40 Super Bowl records, and Montana was honored with the game's MVP award for an unprecedented third time.

**1990** - The Niners finished the season with an NFL-best 14-2 mark and came within four seconds (in a 15-13 loss to the NY Giants) of earning their third consecutive trip to the Super Bowl.

In addition to recording the NFL's best won-loss mark for the second straight season (14-2), the 49ers captured the NFC Western Division title for the fifth consecutive year and the eighth time since 1981 ('81, 1983-84, 1986-90). San Francisco claimed its 11th Division crown since the NFL/AFL merger of 1970, more than any NFC Western Division opponent (the Rams were second with eight), and second most in NFL history (behind Miami's 13 AFC East titles).

San Francisco opened the 1990 season with a team-record 10 consecutive victories. The 49ers also posted an 8-0 mark on the road, giving them the longest road winning streak in league history (19 games, including postseason) heading into '91.

**QB Joe Montana** and **WR Jerry Rice** again formed one of the most prolific aerial combinations in pro football. Montana, who was named 1990 **SPORTSMAN-OF-THE-YEAR** by *Sports Illustrated*, finished his 12th NFL season by throwing for a team-record 3,944 yards. He also tossed 26 touchdown passes (second in the NFC), and finished as the third highest rated quarterback in the conference.

On the receiving end of many of those Montana passes was Rice, who became only the fourth player in league history to reach the century mark in receptions for a single season. Rice hauled in 100 passes for 1,502 yards and 13 TDs, and earned his fifth consecutive trip to the Pro Bowl. In one of the most memorable performances of the season (if not team history), Rice tied an NFL record with five TD receptions in a 45-35 victory at Atlanta, October 14.

The defensive side of the ball was led by **LB-DE Charles Haley's** 58 tackles and an NFC-high 16 sacks. For his efforts, the fourth-year player from James Madison University was named as a starter in the 1991 Pro Bowl. **LB Bill Romanowski** led the team in tackles with 79, while **CB Darryl Pollard** registered 74, including a team-high 72 solo stops.

A number of team career records fell by the wayside in '90. Montana slipped past **QB John Brodie** to take over the career passing lead (34,998 yards), while **RB Roger Craig** became the all-time team record holder in career receptions with 508, moving ahead of **WR Dwight Clark's** total of 506.

The 49ers placed five players on the 1991 NFC Pro Bowl squad, four as starters. Representing the 49ers were Haley, Rice, **S Ronnie Lott** and **G Guy McIntyre**, while Montana, selected as a starter, was unable to participate because of a finger injury suffered in the NFC Championship game.

**1991** - It was a classic case of "too little...too late" for the San Francisco 49ers in 1991.

After losing six of their first 10 games by a total of 26 points, the Niners won their remaining six contests (by a total of 95 points) but missed the playoffs for the first time since 1982.

The 49ers finished the 1991 campaign in impressive fashion during that final six-game span, with a margin of victory that averaged almost 16 points. During that final six-game span, the Niners defeated three playoff teams (New Orleans, Kansas City, and Chicago) while averaging 31.5 points per game in the process.

**WR Jerry Rice** continued to register his place in club, and league history, taking over the club's career receiving record with 525 catches.

Rice finished the campaign as the No. 3 pass receiver in the NFC with 80 receptions and 1,206 yards, surpassing 1,000 receiving yards for a club-record sixth consecutive season, and he led the NFL with 14 TD receptions.

**QB Steve Young** won the NFL passing title, despite missing six games due to a knee injury. Young, who passed for 2,517 yards and 17 TDs, finished with a 101.8 rating, besting Washington's Mark Rypien (97.9) for the title.

When Young was injured at Atlanta November 3, **QB Steve Bono** (1,617 yards, 11 TDs) came off the bench to rally the team to five consecutive victories.

On the defensive side of the ball, **S Dave Waymer** finished as the leader in total tackles (86), solo tackles (77), interceptions (4), interception return yards (78), and passes defended (16) and tied **CB Kevin Lewis** for the lead in forced fumbles (3).



**LB-DE Charles Haley** and **DE Larry Roberts** each posted seven sacks, while **CB Don Griffin's** 99-yard fumble return against the Bears set a team record and was the third longest return in league history.

San Francisco placed three players on the 1992 NFC Pro Bowl squad, two as starters, as **Rice**, **Guy McIntyre**, and **Haley** were all selected (**Rice** and **McIntyre** as starters). It was the sixth time in **Rice's** seven-year career that he was selected to play in the islands. **McIntyre** and **Haley** were each selected for the third time.

**1992** - The San Francisco 49ers continued their winning tradition as they once again posted the NFL's best regular season record (14-2), while winning their sixth NFC Western Division title in seven years, and advancing to the NFC Championship Game for the second time in three seasons.

In the NFC Divisional Playoffs, the 49ers defeated defending Super Bowl Champion Washington (20-13). However, San Francisco fell to Dallas, 30-20, in the NFC Championship Game at Candlestick Park the following week.

**WR Jerry Rice** continued to etch his name in football history, becoming the NFL's all-time touchdown reception leader with 103. He tied **Steve Largent's** mark of 100 in Week 13 against the Philadelphia Eagles (Nov. 29), then broke the record the following week vs. the Miami Dolphins (Dec. 6).

**QB Steve Young**, who harvested a total of 34 awards, including the NFL's Most Valuable Player Award, won the NFL passing title for the second straight year, finishing an amazing 16.3 points ahead of his closest competitor. **Young**, who passed for 3,465 yards and 25 TDs, finished with a 107.0 rating. Following his 101.8 rating in 1991, it marked the first time in league history that anyone had posted back-to-back seasons with ratings higher than 100 each year.

**RB Ricky Watters** gained 1,013 yards to establish a team rushing record for first-year backs. **K Mike Cofer's** 107 points led the 49ers in scoring for the fifth consecutive year.

On the defensive side of the ball, linebacking led the charge as **LB Bill Romanowski** finished as the leader in total tackles (80) and assists (15). **LB Mike Walter** (67 solo stops) and **LB Tim Harris** (17 sacks for 116 yards) also led defensive categories. **CB Don Griffin** paced the defensive backfield with five interceptions and 19 passes defended.

Fans at Candlestick saw the Niners rewrite part of the team's record book in '92 as they set team marks for total offense (598 yards) vs. the Buffalo Bills (Sept. 13) and points (56) in their win over the Atlanta Falcons (56-17, Oct. 18).

San Francisco placed seven players on the 1993 NFC Pro Bowl squad, including four starters and five first-time participants. **Rice**, **Guy McIntyre**, **DT Pierce Holt** and **Young** were all named as starters. **TE Brent Jones**, **Watters**, and **T Steve Wallace** were also selected. It was the seventh time in **Rice's** eight-year career that he was selected to play on the islands, and **McIntyre** was named for the fourth time, while the others made their first visits.

**1993** - The 1993 season was another in a long line of successes for the San Francisco 49ers. Among the team's accomplishments were a 10-6 record, marking an NFL-record 11th consecutive season with 10 or more victories; the team's 10th NFC West title in 13 seasons; and a third appearance in four years in the NFC title game.

In addition, San Francisco led the National Football League in scoring and total offense and established or tied five of the team's nine major offensive records.

The marks set included most net offensive yards (6,435), most TDs (61), most first downs (372) and highest average gain per play (6.3). The Niners also tied the team mark for net passing yards in a season with 4,302, equaling the record set in 1989.

Individually, **QB Steve Young** became the first player in NFL history to lead the NFL in passing three consecutive seasons, when he posted a 101.5 rating in 1993. In addition, it was his third consecutive season with a rating over 100, also a league first. **Young** completed 68 percent of his passes (second highest in team history) for a club-record 4,023 yards. His 29 scoring passes in '93 ranked third on the team's single-season charts.

**RB Ricky Watters** led the ground game for the second consecutive season, narrowly missing the 1,000-yard mark with 950 yards. **Watters** posted 10 rushing TDs during the season and then set an NFL single-game playoff record with a five TD outburst vs. the New York Giants.

**WR Jerry Rice** posted one of his best seasons, recording 98 receptions for 1,503 yards and 15 touchdowns on his way to being named **NFL OFFENSIVE PLAYER-OF-THE-YEAR** by the *Associated Press*. He also received the team's Len Eshmont Award.

Defensively, **DT Dana Stubblefield** was named the **NFL DEFENSIVE ROOKIE-OF-THE-YEAR**, capping a season in which he registered 10.5 sacks. **LB Bill Romanowski** (105) and **S Tim McDonald** (91) topped the team in tackles.

**Young**, **Rice** and **McDonald** were selected to the Pro Bowl, joining **T Harris Barton**, **Guy McIntyre**, **TE Brent Jones** and **C Jesse Sapolu** with that honor.

**1994** - The 1994 San Francisco 49ers completed one of the most impressive seasons in NFL history by capturing their NFL-record fifth Super Bowl Championship at Joe Robbie Stadium in Miami. San Francisco defeated the San Diego Chargers 49-26 in Super Bowl XXIX to put the finishing touches on a 16-3 season and win an unprecedented fifth Vince Lombardi Trophy.

The offseason started on a high note. Despite facing an NFL-imposed salary cap in 1994, the 49ers still managed to sign such veteran free agents as **LB Ken Norton Jr.**, **LB Gary Plummer**, **DE Tim Harris**, **DE Charles Mann**, **DE Richard Dent**, **LB Rickey Jackson**, **C Bart Oates**, **WR Ed McCaffrey** and **CB Toi Cook**. Then,



after some draft day maneuvering, San Francisco came away with two first round picks in **DT Bryant Young** and **FB William Floyd**.

Injuries, however, played a key factor early in the campaign. By the end of the second game in Kansas City, the 49ers had lost most of their starting offensive line, as well as the services of Dent, their top pass-rusher to various injuries.

Despite signing **CB Deion Sanders** prior to Week 3, the problems continued. Still playing with a decimated line, San Francisco suffered its worst loss in almost 14 years when it dropped a 40-8 decision to the Philadelphia Eagles in Week 5 at Candlestick Park.

The season turned around the following Sunday at Detroit when the 49ers, trailing 14-0 at one point, rallied to defeat the Lions 27-21. That win started a winning streak that extended 10 games and saw the 49ers finish 13-1 and win the Super Bowl.

Among the other highlights from the 1994 season, the 49ers' offense was one of the most potent ever. During the 16-game regular season, the 49ers scored a team-record 505 points, a total that ranks as the fourth-highest total in NFL history. The 31.6 points per game average also established a team record. In addition, San Francisco scored 66 touchdowns, shattering the previous team mark of 61.

**QB Steve Young** recorded one of the finest seasons in NFL history. He set a league record with a QB rating of 112.8 and became the first player in NFL history to lead the league in passing four consecutive seasons. He also set team records for completion percentage (70.2) and touchdown passes (35). In Super Bowl XXIX, he passed for a record six touchdowns, while being named the game's MVP.

Rookie **Floyd** emerged as one of the league's brightest young stars, rushing for 305 yards and six TDs. The 49ers went 10-1 after he was named to the starting lineup in Week 6 at Detroit. Young finished third on the team in rushing with 293 yards and led the team with seven rushing touchdowns.

**WR Jerry Rice** set a team record 112 receptions for 1,499 yards and 13 touchdowns. However, his shining moment came in Week 1 vs. the Los Angeles Raiders when he eclipsed Jim Brown's all-time touchdown mark with 127. Norton Jr. led the 49ers with 92 total tackles and 79 solo stops. **S Merton Hanks** placed second with 79 tackles (66-13) while leading the team with seven interceptions. **DT Dana Stubblefield's** 8.5 sacks and 53.5 sack yards led the squad for the second consecutive season. And finally, Sanders, who joined the team in Week 3, shattered the team record with an NFL-high 303 interception return yards on six thefts. Among his three returns for TDs (tying a team mark) were efforts of 93, 90 and 74 yards. He was named the NFL Defensive Player-of-the-Year as well as a starter in the Pro Bowl. Other Pro Bowl selections included Young, Rice, **TE Brent Jones**, Oates, **G Jesse Sapolu**, Hanks, Stubblefield, **S Tim McDonald** and **RB Ricky Watters**. **CB Eric Davis** had a team-leading 22 passes defended during the regular season and four interceptions in the playoffs.

**1995** - San Francisco once again captured the NFC West Championship, despite battling through a season in which injuries wreaked havoc time and again. Among the key contributors who were sidelined during the campaign were starting **FB William Floyd**, whose season ended with a severe knee injury in the October 29 New Orleans game, and **QB Steve Young**, who missed five games with a shoulder injury.

Those injuries, in addition to several others in the offensive line throughout the season, would have crippled most teams; however, the 1995 49ers established a reputation as one of the grittiest in team history. The defensive unit created a new aggressive identity, finishing the season ranked No. 1 in the NFL. Not only did it lead the league in scoring defense, it set team records for fewest rushing yards allowed (1,061) and fewest rushing yards per game (66.3).

San Francisco's defense also excelled in takeaways, forcing a total of 34, including a team-record seven (five interceptions, two fumbles) that resulted in touchdowns. Among the standout performers were Pro Bowl selections **CB Eric Davis**, **FS Merton Hanks** and **SS Tim McDonald**, marking the second consecutive season the 49ers secondary included three Pro Bowl picks. **LB Ken Norton Jr.** racked up 127 tackles and set a team single-game record by returning two interceptions for TDs at St. Louis. **LB Lee Woodall** and **DT Dana Stubblefield** rounded out the Niners' Pro Bowl defensive players.

Offensively, **WR Jerry Rice** posted the finest of his legendary 11 seasons with the 49ers. He became the NFL's career leader with 942 receptions and 15,123 yards, while also establishing the league's single-season standard with 1,848 yards. He was named as a starter in the Pro Bowl for the 10th consecutive season.

Young, who returned to quarterback the team for the final four regular-season games, was also selected to the Pro Bowl, as was **TE Brent Jones**, who made the squad as an alternate.

One of the highlights of the season was the emergence of **QB Elvis Grbac**. Playing in place of the injured Young, he directed the Niners to three of their biggest wins of the season at St. Louis, at eventual world champion Dallas and at Miami.

Floyd was the recipient of the team's Len Eshmont Award.

**1996** - One streak continued and another ended for San Francisco in 1996. With a 12-4 record, the 49ers reached double digits in the win column for the 14th consecutive season, the longest streak in the NFL. However, the upstart Carolina Panthers unseated the Niners as NFC West champions, ending their four-year reign. San Francisco remained one of the league's most dangerous teams with an aggressive defense and a productive offense.

Despite losing **QB Steve Young** for four full games and parts of four others with various injuries, the 49ers offense ranked second in the NFC with 398 points and sixth in the NFL in total offense. **WR Jerry Rice** became the first player in NFL history to record four 100-catch seasons after making a league-high 108 receptions for



1,254 yards. The 12-year veteran earned his NFL record-tying 11th Pro Bowl invitation and was a first team All-Pro selection. Young won his fifth NFL passing title with a QB rating of 97.2 and was named to the Pro Bowl for the fifth consecutive season.

Defensively, the 49ers had the league's most imposing pass rushing trio in **DE Roy Barker**, **DT Bryant Young** and **DE Chris Doleman**. Barker finished fourth in the NFC with 12.5 sacks, while Doleman's 11 sacks moved him into seventh on the NFL's career list with 115.5. Young was named a starter on the NFC Pro Bowl team and earned first-team All-Pro honors after posting 11.5 sacks and 85 tackles. He also claimed the 49ers' Len Eshmont Award as the team's most inspirational and courageous player. The third-year veteran was joined on the Pro Bowl team by **FS Merton Hanks**, who was invited for the third consecutive season.

As usual, Rice's assault on the record books continued. He became the first player in NFL history to register 1,000 career receptions and 16,000 receiving yards. Rice also surpassed **K Ray Wersching** as the team's all-time leading scorer with 982 points.

**1997** - Although they appeared vulnerable after first week injuries to **QB Steve Young** and **WR Jerry Rice**, the San Francisco 49ers rallied under the direction of rookie head coach **Steve Mariucci**, reclaimed the NFC West title and advanced to the NFC Championship Game. The 49ers finished with a 13-3 mark, including an 11-game winning streak, despite losing Rice for all but two games. They did it behind a new-found running attack and the league's top-ranked defense.

Mariucci became one of 13 head coaches since the NFL-AFL merger in 1970 to lead his team to a division title in his rookie season, and he was the fourth to do it directly out of the college ranks. The former University of California skipper established an NFL record for consecutive wins by a rookie head coach with an 11-game streak (games 2-12). The 49ers claimed their 13th NFC West title in 17 years and posted 10-or-more wins for the 15th consecutive season.

Young suffered a concussion against Tampa Bay on opening day, but remained healthy throughout the season and claimed his NFL record-tying (Sammy Baugh) sixth league passing title with a rating of 104.7. The 13-year veteran showed consistency while getting adjusted to a new coach, new running back and two young receivers. The 49ers made a commitment to a power rushing attack by signing **G Kevin Gogan** during the off-season. The additional size up front allowed the 49ers to finish fourth in the NFC in rushing yards. **RB Garrison Hearst** (1,019 yards) became the first 49er running back to rush for 1,000 yards since 1992. With Rice out, **WR Terrell Owens** and **WR J.J. Stokes** became the primary receiving targets. Owens led with 63 receptions for 936 yards and eight touchdowns, while Stokes posted 58 receptions for 733 yards and four touchdowns. Rice returned for one game against Denver (12-15) and helped the 49ers clinch home field advantage throughout the playoffs with a 34-17 win. Rice became the first non-kicker in league history to reach 1,000 points with a 14-yard touchdown catch in the second quarter of the Broncos contest.

The 49er defense led the league in total yards allowed (250.8), finished second in takeaways (41) and was tied for third in sacks (54). They helped carry the burden as the offense adjusted to new personnel. For the second consecutive season, the 49ers had three players reach double figures in sacks. **DT Dana Stubblefield** (15.0), **DE Chris Doleman** (12.0) and **LB Kevin Greene** (10.5) led the sack attack. Stubblefield finished second in the league in sacks and was named **NFL DEFENSIVE PLAYER-OF-THE-YEAR** by the *Associated Press* and earned the Len Eshmont Award as the team's most inspirational player. Of the seven 49ers named to the Pro Bowl, five were from the defense. Stubblefield was joined by Doleman, **FS Merton Hanks**, **LB Lee Woodall** and **LB Ken Norton Jr.** Gogan and Young were San Francisco's offensive selections.

**1998** - Led by one of the most productive offenses in team and league history, San Francisco posted its 16th consecutive winning season and remained one of the NFL's elite teams. Behind the strong arm of **QB Steve Young**, the powerful legs of **RB Garrison Hearst** and the triple-threat receiving corps of **WR Jerry Rice**, **WR Terrell Owens** and **WR J.J. Stokes**, the 49ers rolled to a 12-4 regular season mark and an appearance in the NFC Divisional Playoff Game.

Young opened the season in sizzling fashion. The 14-year veteran established an NFL record by throwing for over 300 yards in six consecutive games, breaking the previous record of five held by former 49ers QB Joe Montana. Young finished the season completing 322-of-517 (62.3) passes for 4,170 yards and 36 touchdowns. His final passing rating of 101.1 marked the seventh consecutive season he has surpassed the 100-point barrier and earned him his seventh consecutive trip to the Pro Bowl.

The 49ers offensive line, led by Pro Bowl **G Kevin Gogan**, paved the way for Hearst's record setting season. Hearst, and his team-record and career-high 1,570 yards rushing, were a major reason the 49ers led the NFL in rushing. His 198-yard performance against the New York Giants on *Monday Night Football* also was a team-record and a personal-best. His four plays of 70 yards or more led the league and helped earn him his first career Pro Bowl Selection.

The 49ers receiving corps was in the capable hands of Rice, Owens and Stokes. Rice, returning from a serious knee injury in 1997, earned his 12th career Pro Bowl nomination and finished with a team-high 82 receptions for 1,157 yards and nine touchdowns. The athletic Owens asserted himself among the league's best receivers and brightest young stars by catching 67 passes for 1,097 yards and 14 touchdowns. Stokes caught a career-best 63 passes for 770 yards and eight touchdowns.

The 49ers defense was paced by the inspiring play of **DT Bryant Young**. Young was having an exceptional season with 54 tackles and 9.5 sacks before suffering a season-ending leg injury against the New York Giants on *Monday Night Football*. Young was still named Eshmont Award winner although missing the final four regular season games. **LB Winfred Tubbs**, in his first season with the 49ers, earned his first career Pro Bowl nom-



ination after finishing with 112 tackles. **CB Darnell Walker**, **FS Merton Hanks**, **S Zack Bronson** and **S Tim McDonald** led the team with four interceptions each.

**1999** - San Francisco had a streak of 16 consecutive winning seasons snapped, after finishing the 1999 season with a 4-12 record. A season-ending injury to **QB Steve Young** in Week 3 sent the 49ers into a tailspin from which they did not recover.

Replacing Young proved to be quite a task for quarterbacks **Jeff Garcia** and **Steve Stenstrom**. Garcia received the first try at the job and responded admirably, posting a 24-22 victory, with a QB rating of 106.0, over the Tennessee Titans in his first NFL start. Garcia would start the next four games, but was replaced by Stenstrom in Week 10 at New Orleans. With Stenstrom struggling in starts against the Saints, Rams and Packers, the 49ers coaching staff returned Garcia to the starting lineup for a December 5 game at Cincinnati. And what a return it was. Garcia threw for a **CAREER-HIGH** 437 yards against the Bengals, including throwing two touchdown passes to **WR Jerry Rice**. The game proved to be an impetus for Garcia, who over the final five games of the season completed 121-of-182 passes for 1,441 yards, eight touchdowns and three interceptions for a quarterback rating of 98.3. During that stint, Garcia completed 66.5 percent of his passes and was sacked just three times for 25 yards.

San Francisco also was faced with the task of replacing 1998 Pro Bowl **RB Garrison Hearst** and his team-record 1,570 yards rushing. A key off-season acquisition of **RB Charlie Garner** proved more than an adequate replacement. Garner rushed for a career-high 1,229 yards, caught a career-high 56 passes for 535 yards and finished third in the NFL with 1,764 total yards. The San Francisco running attack also was given a boost by second-year **FB Fred Beasley's** 276 yards rushing and 282 yards receiving, both marks were career-high's. Overall the 49ers led the NFL with 2,095 yards on the ground, becoming the first team to lead the league for consecutive seasons since Buffalo did it in 1991-92. The 49ers also led the league with a per rush average of 5.0.

The San Francisco receiving corps was once again paced by Rice. He finished the year with 67 receptions for 830 yards and five touchdowns. Certainly not the kind of numbers that Rice is accustomed to, but over the final five games of the season, Rice caught 24 passes for 420 yards (17.5) and three touchdowns. In that span he posted two 100-yard games, including a six-reception, 143-yard effort at Atlanta (1-3) in the season finale. **WR Terrell Owens** added 60 receptions for 754 yards and four touchdowns while **J.J. Stokes** totaled 34 grabs for 429 yards and two touchdowns, including a five-reception, 130-yard performance at Atlanta (1-3) in the season finale.

The 49ers defense struggled for much of the season, but was highlighted by several individual performances. **DT Bryant Young** was named the *Associated Press* **COMEBACK PLAYER-OF-THE-YEAR** and earned Pro Bowl selection. After overcoming a devastating leg fracture that ended his 1998 season and left his future clouded in doubt, Young answered all questions by earning a Pro Bowl nomination with his 11.0 sacks on the season. **S Lance Schulters**, in his first season as a starter, responded by finishing second in the NFC with six interceptions, including a game-winning 64-yard return against New Orleans (9-19) in the second week of the season. Schulters was named as the starting free safety for the NFC squad in the 2000 Pro Bowl.

**2000** - San Francisco opened its sixth decade in the NFL under new leadership. The transfer of ownership from Edward J. DeBartolo, Jr. to his sister Denise DeBartolo York was approved by the NFL May 23, 2000. DeBartolo, Jr. ended his tenure after guiding the 49ers to five Super Bowl Championships and 16 postseason appearances.

## UNDRAFTED SUCCESS

The 49ers have had some success with undrafted players over the last three years, including one undrafted starter. T Dave Fiore was signed as an undrafted free agent in 1996 and starts at left tackle. S Zack Bronson made the team after going undrafted in 1997 and has played in 42 games, including three starts. DE Jeff Posey went unselected in 1998 and is developing as a pass rush specialist and made six starts last season at defensive end. The 49ers found four undrafted players good enough to stick on the roster last season in T Dan Dercher, P Chad Stanley, LB Joe Wesley and LS Joe Zelenka. In fact, San Francisco's entire kicking battery was undrafted. K Wade Richey was signed by Seattle out of LSU and later waived. The 49ers picked him up in 1998.



## ALL-TIME 49ERS COACHES

**ALBERT, Frank C., (Frankie) - (Stanford)**  
Head Coach - 1956-58

Assistant - 1955 (Backfield tutor)

**ALSMAN, Ed - (Washington)**

Special Teams - 1976-77

**ATKINS, Bill - (Auburn)**

Defensive Secondary - 1976

**ATTAWAY, Jerry - (Cal-State Sacramento)**

Physical Development Coordinator - 1983-Current

**BANASZEK, Cas - (Northwestern)**

Assistant Offensive Line - 1981

**BARNES, Michael - (New York-Cortland)**

Strength Development - 1994-Current

**BARRY, Joe - (Southern California)**

Defensive Quality Control - 2000

**BATTA, Tom - (Kent State)**

Tight Ends - 1999-Current

**BEAKE, Chris - (Air Force)**

Defensive Assistant - 2000

Defensive Quality Control - 1999

**BENGSTON, Phil - (Minnesota)**

Defensive Coach - 1951-58

**BOARD, Dwaine - (North Carolina A&T)**

Defensive Line Coach - 1994-Current

Defensive Line Asst. - 1990-93

**BROOKS, Rich - (Oregon State)**

Defensive Backs/Kickers - 1974-75

**BROWN, Greg - (UTEP)**

Defensive Backs - 1999

**CARR, Jimmy - (Morris Harvey)**

Defensive Backs - 1978

**CARROLL, Pete - (Pacific)**

Defensive Coordinator - 1995-96

**CAVANAUGH, Matt - (Pittsburgh)**

Quarterbacks - 1996

**CHRISTIANSEN, Jack - (Colorado State)**

Head Coach - 1963-67

Defensive Backs - 1959-63

**CLARK, Monte - (Southern California)**

Head Coach - 1976

**COLCHICO, Dan - (San Jose State)**

Assistant Coach - 1967

**COSLET, Bruce - (Pacific)**

Tight Ends - 1980

**DAHLEN, Neal - (San Jose State)**

Coaching Administrator - 1979-95

**DAVID, Jim - (Colorado State)**

Defensive Backs - 1964-66

**DEHAVEN, Bruce - (Southwestern College)**

Special Teams - 2000

**DUNCAN, Mark - (Denver)**

Defensive Backs - 1955-62

**ENRIGHT, Dick - (Southern California)**

Offensive Line - 1976

**ERBER, Lew - (Montana State)**

Blocking/Kicking - 1975

**ERDELATZ, Eddie - (St. Mary's)**

Assistant - 1948-49

**FISHER, Jeff - (Southern California)**

Defensive Backs - 1992-93

**FRANKLIN, Chet - (Utah)**

Special Teams/Defensive Backs - 1971-74

**GANSZ, Frank - (Navy)**

Special Teams - 1978

**GERHART, Doug - (Occidental)**

Quarterbacks/Offensive Backs - 1976-77

**GIDDINGS, Mike - (California)**

Linebackers - 1968-73

**GREEN, Dennis - (Iowa)**

Receivers - 1986-88

Receivers/Special Teams - 1979

**HACKETT, Paul - (UC Davis)**

Quarterbacks/Receivers - 1983-85

**HART, Tommy - (Morris Brown)**

Defensive Assistant - 1983-91

**HECKER, Norb - (Baldwin-Wallace)**

Linebackers - 1979-86

**HEINRICH, Don - (Washington)**

Quarterbacks/Receivers - 1974-75

Defensive Secondary - 1971-73

**HICKEY, W., Howard (Red) - (Arkansas)**

Head Coach - 1959-63

Offensive Backs, Ends - 1955-58

**HILL, Jaime - (San Francisco State)**

Defensive Quality Control - 1997-1998

**HOLLWAY, Bob - (Michigan)**

Defensive Line - 1975

**HOLMGREN, Mike - (Southern California)**

Offensive Coordinator - 1986-91

**HOLMOE, Tom - (Brigham Young)**

Defensive Backs - 1994-95

**HOLOVAK, Mike - (Boston College)**

Offensive Backfield - 1969

**HUGHES, Ed - (Tulsa)**

Chief of Offense/Backs - 1968-70

**JACKSON, Carl - (Prairie View A&M)**

Running Backs - 1992-96

**JACKSON, Milt - (Prairie View A&M)**

Wide Receivers - 1980-82

**JOHNSON, Bill - (Tyler JC)**

Chief of Offense - 1955-67

**KIRKSEY, Larry - (Eastern Kentucky)**

Receivers - 1994-99

**KNAPP, Greg - (Sacramento State)**

Quarterbacks - 1998-Current

Offensive Quality Control - 1995-97

**KUBIAK, Gary - (Texas A&M)**

Quarterbacks - 1994

**LAVAN, Al - (Colorado State)**

Running Backs - 1989-90

**LAWSON, Jim - (Stanford)**

Assistant - 1946-54

**LEGGETT, Earl - (Louisiana State)**

Defensive Line - 1978

**LEWIS, Sherman - (Michigan State)**

Receivers - 1983-91

**LITTLE, Steve - (Iowa State)**

Physical Development Asst. - 1993

**LOWRY, Alan - (Texas)**

Special Teams - 1992-95

**LYNN, Johnnie - (UCLA)**

Defensive Backs - 1996

**MARIUCCI, Steve - (Northern Michigan)**

Head Coach - 1997-Current

**MARSHALL, John - (Washington State)**

Defensive Coordinator - 1997-1998

Linebackers - 1989-96



- MATTHEWS, Bill** - (Southern)  
Running Backs - 1979-82
- MAXIE, Brett** - (Texas Southern)  
Assistant Defensive Backs - 2000  
Defensive Assistant - 1999
- MCCULLEY, Pete** - (Louisiana Tech)  
Head Coach - 1978
- MCKITTRICK, Bobb** - (Oregon State)  
Offensive Line - 1979-99
- MCPHERSON, Bill** - (Santa Clara)  
Linebackers/Defensive Line/  
Defensive Coordinator/Asst. Head  
Coach/Defensive Asst. - 1979-1998
- MEYER, Ken** - (Denison)  
Head Coach - 1977  
Offensive Backfield - 1968
- MILLER, Burnie** - (Wofford)  
Defensive Backs - 1970
- MORA, Jim** - (University of Washington)  
Defensive Coordinator - 1999-Current  
Defensive Backs - 1997-1998
- MORNHINWEG, Marty** - (University of Montana)  
Offensive Coordinator - 1997-Current
- MORRIS, Pat** - (Southern California)  
Offensive Line - 1999 - Current  
Tight Ends/Assistant Offensive Line - 1997-98
- MUDD, Howard** - (Hillsdale)  
Offensive Line - 1977
- MYERS, Jack** - (UCLA)  
Assistant - 1963
- NOLAN, Dick** - (Maryland)  
Head Coach - 1968-75
- O'CONNOR, Fred** - (East Stroudsburg State)  
Head Coach (final 7 games) - 1978  
Offensive Coordinator - 1978
- PARIANI, Brian** - (UCLA)  
Offensive Coaches Assistant - 1992-94
- PELINI, Mark (Bo)** - (Ohio State)  
Defensive Assistant - 1994-96
- PERRY, Joe** - (Compton JC)  
Kicking/Game Scout - 1968-69
- PETERS, Floyd** - (San Francisco State)  
Defensive Line - 1976-77
- RADAKOVICH, Dan** - (Penn State)  
Defensive Coordinator/Linebackers - 1978
- RATHMAN, Tom** - (Nebraska)  
Running Backs - 1997-Current  
Running Backs/Tight Ends Asst. - 1996
- RAYE, Jimmy** - (Michigan State)  
Receivers - 1977
- RHODES, Ray** - (Tulsa)  
Defensive Coordinator - 1994  
Defensive Backs - 1981-91
- RUFFO, Al** - (Santa Clara)  
Assistant Coach - 1946-47
- SCOVIL, Doug** - (Pacific)  
Special Teams/Offensive Backs - 1970-75
- SEIFERT, George** - (Utah)  
Head Coach - 1989-96  
Defensive Coordinator - 1983-88  
Secondary - 1980-82
- SHANAHAN, Mike** - (Eastern Illinois)  
Offensive Coordinator - 1992-94
- SHAW, Bob** - (Ohio State)  
Assistant Coach - 1959
- SHAW, Lawrence "Buck"** - (St. Mary's)  
Head Coach - 1946-54
- SHERMAN, Ray** - (Fresno State)  
Receivers - 1991-93
- SHOFNER, Jim** - (Texas Christian)  
Defensive Backs - 1977  
Receivers/Quarterbacks - 1970-73  
Defensive Backs - 1967-69
- SMITH, Richard** - (Fresno State)  
Linebackers - 1997-Current
- SOLARI, Mike** - (San Diego State)  
Tight Ends/Asst. Offensive Line - 1992-96
- SPAVITAL, Jim** - (Oklahoma State)  
Running Backs - 1976
- STANFEL, Dick** - (San Francisco)  
Offensive Coordinator/Offensive Line - 1971-75
- STECKEL, Les** - (Kansas)  
Receivers - 1978
- STEWART, George** - (Arkansas)  
Receivers - 2000  
Special Teams Coordinator - 1996-99
- STILES, Lynn** - (Utah)  
Special Teams/Tight Ends/Offensive Line  
Asst. - 1987-91
- STRADER, Norman P., (Red)** - (St. Mary's)  
Head Coach - 1955  
Asst. Coach/Chief Scout - 1952
- STUDLEY, Chuck** - (Illinois)  
Defensive Coordinator - 1979-82
- SUGARMAN, Andy** - (California)  
Offensive Assistant - 2000  
Offensive Quality Control - 1998-99
- TAYLOR, Chuck** - (Stanford)  
Assistant Coach - 1950
- TITTLE, Y.A.** - (Louisiana State)  
Offensive Consultant - 1965-69
- TRESTMAN, Marc** - (Minnesota)  
Offensive Coordinator - 1995-96
- VERMEIL, Al** - (Utah State)  
Strength & Conditioning - 1979-82
- VETRANO, Joe** - (Southern Mississippi)  
Assistant Coach - 1953-56
- VONAPPEN, Fred** - (Linfield)  
Defensive Line - 1987-88  
Special Teams - 1983-86
- VORIS, Dick** - (San Jose State)  
Assistant Coach - 1963-67
- WALSH, Bill** - (San Jose State)  
Asst. to Coaching Staff - 1996  
Head Coach - 1979-88
- WHITE, Mike** - (California)  
Administrative Asst./Offensive Line - 1978-79
- WILSON, Billy** - (San Jose State)  
Assistant Coach - 1961-62  
Offensive End Coach - 1964-67
- WIGGIN, Paul** - (Stanford)  
Defensive Coordinator/Line - 1974  
Defensive Line - 1968-73
- WRIGHT, Eric** - (Missouri)  
Defensive Backs Assistant - 1991-93
- WYCHE, Sam** - (Furman)  
Quarterbacks - 1979-82
- ZEMAN, Bob** - (Wisconsin)  
Linebackers - 1989-93
- ZWAHLEN, Ernie** - (Oregon State)  
Offensive Line - 1968-70



# 49ERS' ALL-TIME ROSTER (1946-99)

\*Indicates player was 49ers draft choice.

## - A -

- Abramowicz, Danny, WR, Xavier (Ohio), 1973-74
- Albert, Frank, QB, Stanford, 1946-52
- Aldridge, Ben, HB, Oklahoma State, 1952
- \* Aldridge, Jerry, RB, Angelo State, 1980
- \* Alexander, Kermit, HB, UCLA, 1963-69
- Allen, Nate, CB, Texas Southern, 1975
- Anderson, Gary, K, Syracuse, 1997
- Anderson, Terry, WR, Bethune-Cookman, 1980
- \* Anderson, Tim, S, Ohio State, 1975
- Anthony, Charles, DB, UNLV, 1996
- \* Arenas, Joe, HB, Omaha, 1951-57
- Asmus, Jim, P, Hawaii, 1987
- \* Atkins, Bill, HB, Auburn, 1958-59
- \* Atkins, Dave, RB, Texas-El Paso, 1973
- Audick, Dan, T-G, Hawaii, 1981-82
- \* Ayers, John, G, West Texas State, 1976-86

## - B -

- \* Babb, Gene, FB, Austin, 1957-58
- \* Babcock, Harry, E, Georgia, 1953-55
- \* Bahnsen, Ken, FB, North Texas State, 1953
- Bahr, Matt, K, Penn State, 1981
- \* Baker, Dave, HB, Oklahoma, 1959-61
- \* Baker, Wayne, DT, Brigham Young, 1975
- Balatti, Ed, E, Oakland High (Calif.), 1946-48
- Baldassin, Mike, LB, Washington, 1977-78
- Baldwin, John, C, Centenary, 1947
- \* Banaszek, Cas, T, Northwestern, 1967-77
- Banducci, Bruno, G, Stanford, 1946-54
- \* Barber, Mike, WR, Marshall, 1989
- \* Barker, Roy, DE, North Carolina, 1996-98
- \* Barnes, Larry, FB, Colorado, 1957
- Barnes, Pat, QB, California, 1999
- Barnett, Oliver, DL, Kentucky, 1995
- \* Barrett, Jean, T, Tulsa, 1973-80
- \* Bartolo, Steve, RB, Colorado State, 1988
- \* Barton, Harris, T, North Carolina, 1987-98
- Bassi, Dick, G, Santa Clara, 1946-47
- Beach, Sanjay, WR, Colorado State, 1991, 93
- Beals, Allyn, E, Santa Clara, 1946-51
- \* Beard, Ed, LB, Tennessee, 1965-72
- \* Beasley, Fred, FB, Auburn, 1998-curr.
- \* Beasley, Terry, WR, Auburn, 1972-75
- Beatty, Ed, C, Mississippi, 1955-56
- Beeson, Terry, LB, Kansas, 1982
- Beisler, Randy, G-T, Indiana, 1969-74
- Belsor, Ceasar, LB, Arkansas A&M, 1974
- \* Belk, Bill, DE, Maryland State, 1968-74
- Bell, Shonn, TE, Clinch Valley, 1999-curr.
- Benefield, Daved, LB, Cal State Northridge, 1996
- Benjamin, Guy, QB, Stanford, 1981-83
- Bentz, Roman, T, Tulane, 1948
- \* Berry, Rex, HB, Brigham Young, 1951-56
- \* Bettiga, Mike, WR, Humboldt State, 1973
- \* Beverly, Ed, WR, Arizona State, 1973
- \* Black, Stan, DB, Mississippi State, 1977
- Blackmore, Richard, CB, Mississippi State, 1983
- Blount, Ed, QB, Washington State, 1987
- \* Blue, Forrest, C, Auburn, 1968-74
- Board, Dwaine, DE, North Carolina A&T, 1979-88
- \* Boatwain, Harry, T, New Haven, 1991-94
- \* Bollinger, Brian, G, North Carolina, 1992-94
- Bonham, Shane, DT, Tennessee, 1998-99
- Bono, Steve, QB, UCLA, 1989-93
- Boone, J.R., HB, Tulsa, 1952
- \* Bosley, Bruce, C-G, West Virginia, 1956-68
- Bouza, Matt, WR, California, 1981

- Bowles, Todd, S, Temple, 1991
- \* Boyd, Elmo, WR, Eastern Kentucky, 1978
- Boyd, Greg, DE, Washington, 1985
- Boykin, Greg, FB, Northwestern, 1978
- Bradley, Ed, LB, Wake Forest, 1977-78
- Braggonier, Dennis, DB, Stanford, 1974
- Brandes, John, TE, Cameron, 1993
- Brandon, Michael, DE, 1995-96
- \* Bregel, Jeff, G, USC, 1987-89
- \* Brien, Doug, K, California, 1994-95
- Bristor, John, S, Wayneburg, 1979
- Britt, Charlie, HB, Georgia, 1964
- Brock, Clyde, T, Utah State, 1963
- \* Brockhaus, Jeff, K, Missouri, 1987
- \* Brodie, John, QB, Stanford, 1957-73
- Brohm, Jeff, QB, Louisville, 1996-97
- Bronson, Zack, S, McNeese State, 1997-curr.
- \* Brooks, Chet, DB, Texas A & M, 1988-90
- \* Brown, Dennis, DE, Washington, 1990-96
- \* Brown, Hardy, LB, Tulsa, 1951-56
- \* Brown, Jamie, T, Florida A&M, 1998
- \* Brown, Pete, C, Georgia Tech, 1953-54
- Brown, Ray, G, Arkansas State, 1996-curr.
- Brown, Ray, RB, South Carolina, 1987
- Browner, Keith, LB, USC, 1987
- Bruce, Gail, E, Washington, 1948-52
- Bruer, Bob, TE, Mankato State, 1979-80
- Brumfield, Jackson, E, Southern Mississippi, 1954
- Bruney, Fred, HB, Ohio State, 1953, 1956
- Bryant, Bob, T, Texas Tech, 1946-49
- Bryant, Junior, DT, Notre Dame, 1995-curr.
- Buckey, Jeff, T, Stanford, 1999
- Buckley, Curtis, S, East Texas State, 1996-98
- Buckner, Brentson, DT, Clemson, 1998-99
- \* Bull, Scott, QB, Arkansas, 1976-78
- Bungarda, Ken, T, Missouri, 1980
- \* Bunz, Dan, LB, Long Beach State, 1978-84
- \* Burke, Don, LB, USC, 1950-54
- \* Burke, Vern, E, Oregon State, 1965
- \* Burns, Mike, DB, USC, 1977
- Burt, Jim, NT, Miami (Fla.), 1989-91
- Butler, John, S, Principia, 1987

## - C -

- Caldwell, Mike, WR, California, 1996
- Calhoun, Mike, DT, Notre Dame, 1980
- Caliguire, Dean, C, Pittsburgh, 1991
- Calvelli, Tony, C, Stanford, 1949
- \* Campbell, Carter, LB, Weber State, 1970
- \* Campbell, Marion, T, Georgia, 1954-55
- \* Campora, Don, T, Pacific, 1950, 1952
- \* Canley, Sheldon, RB, San Jose State, 1991-92
- \* Carapella, Al, T, Miami (Fla.), 1951-55
- Carolan, Brett, TE, Washington State, 1994-95
- Carpenter, John, T, Michigan, 1949
- Carr, Earl, RB, Florida, 1978
- \* Carr, Eddie, HB, Olney High (Pa.), 1947-49
- \* Carr, Paul, LB, Houston, 1955-58
- \* Carter, Dexter, RB, Florida State, 1990-94; 95-96
- \* Carter, Michael, NT, Southern Methodist, 1984-92
- Casanega, Ken, HB, Santa Clara, 1946, 1948
- \* Casey, Bernie, E, Bowling Green, 1961-66
- \* Cason, Jim, HB, LSU, 1948-52, 1954
- Cassara, Frank, FB, St. Mary's, 1954
- Cathcart, Royal, HB, Santa Barbara State, 1950
- Cathcart, Sam, HB, Santa Barbara State, 1949-50, 1952
- Cavallo, Tom, LB, Louisville, 1997
- Cavanaugh, Matt, QB, Pittsburgh, 1983-85



- Ceresino, Gordy, LB, Stanford, 1979
- \* Cerne, Joe, C, Northwestern, 1965-67
- Chandler, Wes, WR, Florida, 1988
- \* Chapple, Jack, LB, Stanford, 1965
- \* Cherry, Tony, RB, Oregon, 1986-87
- Choma, John, G-C, Virginia, 1981-83
- \* Churchman, Ricky, S, Texas, 1980-81
- \* Clark, Bryan, QB, Michigan State, 1982-83
- Clark, Don, G, USC, 1948-49
- \* Clark, Dwight, WR, Clemson, 1979-87
- \* Clark, Greg, TE, Stanford, 1997-curr.
- Clark, Mario, CB, Oregon, 1984
- Clark, Mike, DE, Florida, 1982
- \* Clark, Monte, T, USC, 1959-61
- Cline, Tony, TE, Stanford, 1999
- Cline, Tony, DE, Miami (Fla.), 1976
- Cochran, Mark, T, Baylor, 1987
- Cofer, Mike, K, North Carolina State, 1988-93
- \* Colchico, Dan, E, San Jose State, 1960-64, 67
- \* Collett, Elmer, G, San Francisco State, 1967-72
- \* Collie, Bruce, T-G, Texas-Arlington, 1985-89, 1992
- \* Collier, Floyd, T, San Jose State, 1948
- Collier, Tim, CB, East Texas State, 1982-84
- Collins, Glen, DE, Mississippi State, 1987
- \* Collins, Greg, LB, Notre Dame, 1975
- \* Collins, Ray, T, LSU, 1950-52
- Comeaux, Darren, LB, Arizona State, 1987
- Conklin, Cary, QB, Washington, 1995
- Conlee, Gerry, C, St. Mary's, 1946-47
- \* Connell, Mike, P, Cincinnati, 1978
- Conner, Clyde, E, Pacific, 1956-63
- \* Connolly, Ted, G, Santa Clara-Tulsa, 1954, 1956-62
- Cook, Toi, DB, Stanford, 1994
- \* Cooke, Bill, DE, Massachusetts (Amherst), 1976
- Cooper, Adrian, TE, Oklahoma, 1996
- \* Cooper, Bill, FB, Muskingum, 1961-64
- \* Cooper, Earl, FB-TE, Rice, 1980-85
- Cooper, George, LB, Michigan State, 1987
- Cordileone, Lou, G-LB, Clemson, 1961
- Cornelius, Charles, DB, Bethune Cookman, 1979-80
- Courtney, Matt, S, Idaho State, 1987
- Cousineau, Tom, LB, Ohio State, 1986-87
- Cowlings, Al, DE, USC, 1979
- Cox, Greg, S, San Jose State, 1988, 1990-91
- \* Cox, James, G, Stanford, 1948
- \* Craig, Roger, RB, Nebraska, 1983-90
- Crawford, Derrick, WR, Memphis State, 1986
- Cribbs, Joe, RB, Auburn, 1986-87
- Crist, Chuck, DB, Penn State, 1978
- Cross, Bob, T, Kilgore J.C., 1956-57
- \* Cross, Randy, G-C, UCLA, 1976-88
- Crow, John David, HB, Texas A&M, 1965-68
- Crowe, Paul, HB, St. Mary's, 1948
- Crowell, Otis, T, Hardin-Simmons, 1947
- Cullity, Dave, T, Utah, 1989
- \* Cunningham, Doug, RB, Mississippi, 1967-73

## - D -

- Dahms, Tom, T, San Diego State, 1957
- Dalman, Chris, Stanford, 1993-curr.
- Daniels, Clem, RB, Prairie View, 1968
- \* Daugherty, Bob, HB, Tulsa, 1966-67
- \* Davis, Eric, DB, Jacksonville State, 1990-95
- Davis, Johnny, FB, Alabama, 1981
- Davis, Kyle, C, Oklahoma, 1978
- \* Davis, Tommy, K, LSU, 1959-69
- \* Dean, Floyd, LB, Florida, 1963-64
- Dean, Fred, DE, Louisiana Tech, 1981-85
- Dean, Kevin, LB, Texas Christian, 1987
- DeBerg, Steve, QB, San Jose State, 1977-80
- Deese, Derrick, G/T, USC, 1992-curr.
- \* DeLong, Keith, LB, Tennessee, 1989-93
- Dent, Richard, DE, Tennessee State, 1994

- Dercher, Dan, T, Kansas, 1999-curr.
- Detmer, Ty, QB, BYU, 1998
- Dixon, Al, TE, Iowa State, 1984
- Dodge, Dedrick, S, Florida State, 1994-96
- Doleman, Chris, DE, Pittsburgh, 1996-98
- Domres, Marty, QB, Columbia, 1976
- \* Donahue, Mitch, LB, Wyoming, 1991-92
- \* Donnelly, George, DB, Illinois, 1965-67
- \* Donohue, Leon, T, San Jose State, 1962-64
- \* Dove, Eddie, HB, Colorado, 1959-62
- \* Dow, Harley, G, San Jose State, 1950
- \* Dowdle, Mike, LB, Texas, 1963-65
- \* Downing, Walt, C-G, Michigan, 1978-83
- Downs, Bob, HB, Northwestern, 1962-66
- Downs, Bob, G, USC, 1951
- Draft, Chris, LB, Stanford, 1999
- Drake, Joe, NT, Arizona, 1987
- \* Drakeford, Tyrone, DB, Virginia Tech, 1994-97
- Dressel, Chris, TE, Stanford, 1987-92
- \* Druckenmiller, Jim, QB, Virginia Tech, 1997-98
- \* DuBose, Doug, RB, Nebraska, 1987-88
- \* Dugan, Fred, E, Dayton, 1958-59
- Duncan, Maury, QB, San Francisco State, 1954-55
- Dungy, Tony, DB, Minnesota, 1979
- Durdan, Don, HB, Oregon State, 1946-47
- Durham, Darius, WR, San Diego State, 1983
- Durrette, Michael, G, West Virginia, 1986-87

## - E -

- Easley, Walt, FB, West Virginia, 1981-82
- \* Edwards, Earl, DT, Wichita, 1969-72
- \* Edwards, Marc, RB, Notre Dame, 1997-98
- \* Elam, Cleveland, DE, Tennessee State, 1976-78
- Elia, Bruce, LB, Ohio State, 1976-78
- Elliott, Charles, T, Oregon, 1948
- Elliott, Lenvil, RB, N.E. Missouri State, 1979-81
- \* Ellison, Rikki, LB, USC, 1983-89
- Elston, Art, C, South Carolina, 1946-48
- Enderle, Dick, G, Minnesota, 1976
- Endriss, Al, E, San Francisco State, 1952
- Ervin, Ricky, RB, Southern California, 1995
- Eshmont, Len, HB, Fordham, 1946-49
- Etcheverry, Sam, QB, Denver, 1963
- Etienne, LeRoy, LB, Nebraska, 1990
- Evans, Ray, G, Texas Western, 1949-50
- Evansen, Paul, G, Oregon State, 1948

## - F -

- \* Fagan, Kevin, DE, Miami (Fla.), 1987-93
- Fahnhorst, Jim, LB, Minnesota, 1984-90
- \* Fahnhorst, Keith, T, Minnesota, 1974-87
- Fann, Chad, TE, Florida A&M, 1997-99
- Faryniarz, Brett, LB, San Diego State, 1993
- Faylor, John, S, Santa Clara, 1987
- \* Feher, Nick, G, Georgia, 1951-54
- \* Ferrari, Ron, LB, Illinois, 1982-86
- Ferrell, Bob, RB, UCLA, 1976-80
- Fiore, Dave, T, Hofstra, 1996-curr.
- Fisk, Bill, E, USC, 1946-47
- \* Flagler, Terrence, RB, Clemson, 1987-89
- Flores, Mike, DE, Louisville, 1995
- \* Floyd, William, FB, Florida State, 1994-97
- Forrest, Ed, C, Santa Clara, 1946-47
- Foster, Roy, G, USC, 1991-93
- Fountaine, Jamal, DE, Washington, 1995
- \* Francis, Phil, RB, Stanford, 1979-80
- \* Francis, Russ, TE, Oregon, 1982-87
- Franceschi, Pete, HB, San Francisco 1946
- \* Frank, John, TE, Ohio State, 1984-88
- Franz, Tracy, G, San Jose State, 1987
- Freitas, Jesse, QB, Santa Clara, 1946
- \* Fuller, Jeff, S-LB, Texas A&M, 1984-89
- \* Fuller, John, DB, Lamar Tech, 1968-72



## - G -

- Gagliano, Bob, QB, Utah State, 1986-87  
 Gaiters, Bob, HB, New Mexico State, 1962-63  
 Galiffa, Arnie, QB, Army, 1954  
 Galigher, Ed, DT, UCLA, 1977-79  
 Garcia, Jeff, QB, San Jose St., 1999-curr.  
 Garlin, Don, HB, USC, 1949-50  
 Garner, Charlie, RB, Tennessee, 1999-curr.  
 Garnett, Scott, NT, Washington, 1985  
 Garrett, Len, TE, New Mexico Highlands, 1975  
 Gash, Thane, S. East Tennessee State, 1992  
 Gavric, Momcilo (Gabbho), K, Belgrade, 1969  
 Gehrke, Fred, HB, Utah, 1950  
 Gervais, Rick, S. Stanford, 1981-83  
 Gilbert, Lewis, TE, Florida, 1980  
 Givens, Reggie, LB, Penn State, 1998-99  
 Gladney, Tony, WR, Nevada-Las Vegas, 1987  
 Glover, Clyde, DE, Fresno State, 1987  
 \* Goad, Paul, FB, Abilene Christian, 1956  
 Gogan, Kevin, G, Washington, 1997-98  
 Gordon, Steve, C, California, 1998  
 \* Gonsoulin, Austin, DB, Baylor, 1967  
 Gonzaga, John, T. Mt. Diablo High (Calif.), 1956-59  
 \* Goss, Antonio, LB, North Carolina, 1989; 91-95  
 Gossett, Bruce, K, Richmond, 1970-74  
 Grant, Alan, CB, Stanford, 1992  
 Gray, Tim, DB, Texas A&M, 1979  
 \* Grbac, Elvis, QB, Michigan, 1993-96  
 Green, Jacob, DE, Texas A & M, 1992  
 Greene, Kevin, LB, Auburn, 1997  
 Greenlee, Fritz, LB, Arizona, 1969  
 Greer, Terry, WR, Alabama State, 1987-89  
 Gregory, Garlin, G, Louisiana Tech, 1946-47  
 Grigich, Visco, G, Santa Clara, 1946-52  
 \* Griffin, Don, CB, Middle Tennessee State, 1986-93

## - H -

- Hadley, Ron, LB, Washington, 1987-88  
 \* Haley, Charles, LB, James Madison, 1986-91, 1998-99  
 \* Hall, Dana, S. Washington, 1992-94  
 Hall, Darryl, S. Washington, 1995  
 Hall, Forrest, HB, San Francisco, 1948  
 Hall, Parker, HB, Mississippi, 1946  
 Hall, Rhett, DT, California, 1994  
 \* Hall, Windian, S. Arizona State, 1972-75  
 Handley, Dick, C, Fresno State, 1947  
 \* Hanks, Merton, CB, Iowa, 1991-98  
 \* Hanshaw, Tim, G, BYU, 1995-98  
 \* Hantla, Bob, G, Kansas, 1954-55  
 \* Hardman, Cedrick, DE, North Texas State, 1970-79  
 \* Hardy, Adrian, CB, Northwestern State, 1993-94  
 Hardy, Andre, FB, St. Mary's, 1987  
 \* Hardy, Carroll, HB, Colorado, 1955  
 \* Hardy, Edgar, G, Jackson State, 1973  
 Hardy, Kevin, DT, Notre Dame, 1968  
 Harkey, Lem, HB, Emporia State, 1955  
 \* Harmon, Derrick, RB-KR, Cornell, 1984-86  
 \* Harper, Willie, LB, Nebraska, 1973-83  
 Harris, Joe, LB, Georgia Tech, 1978  
 Harris, Mark, WR, Stanford, 1996-99  
 Harris, Tim, LB, Memphis State, 1991-92; 94-95  
 \* Harris, Tony, WR, Toledo, 1971  
 \* Harrison, Bob, LB, Oklahoma, 1959-61, 1965-67  
 Harrison, Dennis, DE, Vanderbilt, 1986  
 \* Harrison, Kenny, WR, Southern Methodist, 1976-78  
 \* Harrison, Martin, LB, Washington, 1990-93  
 \* Hart, Tom, DE, Morris Brown, 1968-77  
 \* Hart, Jeff, T, Oregon State, 1975  
 \* Harty, John, DT, Iowa, 1981-83-86  
 Hayes, Bob, WR, Florida A&M, 1975  
 Hays, Harold, LB, Southern Mississippi, 1968-69  
 \* Hazeltine, Matt, LB, California, 1955-68  
 \* Hearst, Garrison, RB, Georgia, 1997-curr.

- Heller, Ron, TE, Oregon State, 1987-88  
 \* Helton, Barry, P, Colorado, 1988-90  
 \* Henderson, Keith, FB, Georgia, 1989-92  
 Henderson, Thomas, LB, Langston, 1980  
 \* Hendrickson, Steve, LB, California, 1989  
 \* Henke, Ed, E, USC, 1951-52, 1955-60  
 Henley, Thomas, WR, Stanford, 1987  
 \* Herchman, Bill, T, Texas Tech, 1956-59  
 \* Hettema, Dave, T, New Mexico, 1967  
 Hicks, Dwight, S, Michigan, 1979-85  
 Hill, John, C, Lehigh, 1985  
 \* Hilton, Scott, LB, Salem College, 1979-80  
 \* Hindman, Stan, DE, Mississippi, 1966-71, 1973-74  
 Hoage, Terry, S, Georgia, 1993  
 \* Hobbs, Homer, G, Georgia, 1949-50  
 \* Hofer, Paul, RB, Mississippi, 1976-81  
 Hoffman, Gary, T, Santa Clara, 1987  
 Hogan, Mike, FB, UT-Chattanooga, 1979  
 \* Hogland, Doug, G, Oregon State, 1953-55  
 Holladay, Bob, HB, Tulsa, 1956-57  
 Hollas, Hugo, DB, Rice, 1974  
 \* Holmes, Mike, DB, Texas Southern, 1974-75  
 \* Holmoe, Tom, S, Brigham Young, 1983-89  
 \* Holt, Pierce, DE, Angelo State, 1988-92  
 \* Holzer, Tom, DE, Louisville, 1967  
 \* Hopson, Tyrone, G, E. Kentucky, 1999-curr.  
 Horn, Bob, LB, Oregon State, 1982-83  
 Horne, Dick, E, Oregon, 1947  
 \* Hoskins, Bob, DT, Wichita State, 1970-75  
 Howard, Eddie, P, Idaho, 1998  
 Howell, Clarence, E, Texas A&M, 1948  
 Huff, Gary, QB, Florida State, 1980  
 \* Huff, Marty, LB, Michigan, 1972  
 \* Hughes, Ernie, G, Notre Dame, 1978-80  
 \* Hull, Tom, LB, Penn State, 1974  
 \* Hunt, Charlie, LB, Florida State, 1973

## - I -

- \* Ifeanyi, Israel, DE-LB, USC, 1996  
 \* Isenbarger, John, RB, Indiana, 1970-73  
 Israel, Steve, CB, Pittsburgh, 1995-96

## - J -

- \* Jackson, Jim, HB, Western Illinois, 1966-67  
 \* Jackson, Johnnie, S, Houston, 1989-92  
 Jackson, Randy, RB, Wichita State, 1973  
 Jackson, Rickey, DE/LB, Pittsburgh, 1994-95  
 Jackson, Terry, RB, Florida, 1999-curr.  
 \* Jackson, Wilbur, RB, Alabama, 1974-79  
 Jennings, Rick, WR, Maryland, 1977  
 Jervey, Travis, RB, Citadel, 1999-curr.  
 \* Jessup, Bill, E, USC, 1951-52, 1954-58  
 Joelson, Greg, DE, Arizona State, 1991  
 Johnson, Bill, C, Tyler J.C., 1948-56  
 \* Johnson, Charlie, DT, Louisville, 1966-67  
 Johnson, Charles, DB, Grambling, 1979-80  
 Johnson, Eric, S, Washington State, 1979  
 Johnson, Gary, DT, Grambling, 1984-85  
 Johnson, James, LB, San Diego State, 1987  
 \* Johnson, Jimmy, HB, UCLA, 1961-76  
 Johnson, John Henry, HB, Arizona State, 1954-56  
 \* Johnson, John, LB, Clemson, 1991-93  
 \* Johnson, Kermit, RB, UCLA, 1975-76  
 \* Johnson, Leo, WR, Tennessee State, 1969-70  
 \* Johnson, Rudy, HB, Nebraska, 1964-65  
 \* Johnson, Sammy, RB, North Carolina, 1974-76  
 \* Jones, Arrington, FB, Winston-Salem, 1981  
 Jones, Brent, TE, Santa Clara, 1987-97  
 Jones, Larry, WR, N.E. Missouri State, 1978  
 Jordan, Darin, LB, Northeastern, 1991-94  
 Judie, Ed, LB, Northern Arizona, 1982-83  
 Jury, Bob, S, Pittsburgh, 1978



## - K -

- \* Kammerer, Carl, LB, Pacific, 1961-62
- Keeble, Jerry, LB, Minnesota, 1987
- Keever, Carl, LB, Boise State, 1987
- Kelcher, Louie, NT, Southern Methodist, 1984
- Kelly, Gordon, LB, Georgia, 1960-61
- \* Kelly, Todd, DE, Tennessee, 1993-94
- Kelm, Larry, LB, Texas A&M, 1993
- Kemp, Jeff, QB, Dartmouth, 1986
- Keneley, Matt, DT, USC, 1999
- Kennedy, Allan, T, Washington State, 1981-84
- Kennedy, Sam, LB, San Jose State, 1988
- Kenny, Charles, G, San Francisco, 1947
- Kilgore, Jon, P, Auburn, 1969
- \* Kilmer, Bill, OB, UCLA, 1961-66
- Kimbrough, Elbert, HB, Northwestern, 1962-66
- Kirby, Terry, RB, Virginia, 1996-98
- Kirk, Randy, LB, San Diego State, 1996-99
- Knafelc, Gary, E, Colorado, 1963
- Knutson, Steve, G-T, USC, 1978
- Kopay, Dave, HB, Washington, 1964-67
- Korff, Mark, LB, Florida, 1987
- Kovach, Jim, LB, Kentucky, 1985
- \* Kraemer, Eldred, G, Pittsburgh, 1955
- Krahl, Jim, DT, Texas Tech, 1980
- \* Kramer, Kent, TE, Minnesota, 1966
- \* Krueger, Charles, DT, Texas A&M, 1959-73
- \* Krueger, Rolf, DE, Texas A&M, 1972-74
- \* Kugler, Pete, DT, Penn State, 1981-83, 1986-90
- Kuykendall, Fulton, LB, UCLA, 1985
- Kuzman, John, T, Fordham, 1946
- \* Kwalick, Ted, TE, Penn State, 1969-74
- Kyles, Troy, WR, Howard, 1992

## - L -

- \* LaBounty, Matt, DE, Oregon, 1992-93
- \* Lakes, Roland, DT, Wichita State, 1961-70
- Land, Fred, T, LSU, 1948
- Land, Mel, DE, Michigan State, 1980
- Langham, Antonio, CB, Alabama, 1998
- Larson, Bill, TE, Colorado State, 1975
- LaRose, Dan, DE, Missouri, 1965
- Lash, Jim, WR, Northwestern, 1976
- Latimer, Al, CB, Clemson, 1980
- \* Laughlin, Bud, FB, Kansas, 1955
- Lawrence, Amos, RB, North Carolina, 1981-82
- Lawson, Steve, G, Kansas, 1976
- \* LeCount, Terry, WR, Florida, 1978
- \* Ledyard, Hal, QB, UT-Chattanooga, 1953
- \* Lee, Amp, RB, Florida State, 1992-93
- Lee, Dwight, RB, Michigan State, 1968
- Lee, Kevin, WR, Alabama, 1996
- Lee, Mark, CB, Washington, 1991
- Legette, Tyrone, CB, Nebraska, 1998
- Leonard, Jim, C, Santa Clara, 1985
- Leonard, Tony, DB, Virginia Union, 1976
- \* Leopold, Bobby, LB, Notre Dame, 1980-83
- Levy, Chuck, RB, Arizona, 1997-98
- \* Lewis, Eddie, DB, Kansas, 1976-79
- Lewis, Gary, FB, Arizona State, 1964-69
- Lewis, Kevin, DB, Northwestern Louisiana, 1990-92
- \* Lewis, Ron, WR, Florida State, 1990-92
- Lilly, Kevin, NT, Tulsa, 1988-89
- Lillywhite, Verl, HB, USC, 1948-51
- \* Lind, Mike, FB, Notre Dame, 1963-64
- Lindstrom, Chris, DT, Boston College, 1983
- \* Lisbon, Don, HB, Bowling Green, 1963-64
- Liter, Greg, DE, Iowa State, 1987
- Livingston, Howie, HB, Fullerton J.C., 1950
- Lockett, J.W., RB, Central (Okla.) State, 1961
- Logan, Marc, RB, Kentucky, 1992-94
- Long, Tim, C, Memphis State, 1987
- Looney, Jim, LB, Purdue, 1981
- \* Lopasky, Bill, G, West Virginia, 1961

- \* Lott, Ronnie, CB, USC, 1981-90
- Loville, Derek, RB, Oregon, 1994-96
- Loyd, Alex, E, Oklahoma State, 1950
- \* Luna, Bob, HB, Alabama, 1955
- Lyles, Lenny, HB, Louisville, 1959-60
- Lynch, Ben, C, California, 1999-curr.
- Lynn, Anthony, RB, Texas Tech, 1995-96

## - M -

- \* MacAfee, Ken, TE, Notre Dame, 1978-79
- Macaulay, John, OL, Stanford, 1984
- \* Mackey, Dee, TE, East Texas State, 1960
- \* Maderos, George, HB, Chico State, 1955-56
- \* Magac, Mike, G, Missouri, 1960-64
- Maloney, Norm, E, Purdue, 1948-49
- Manley, Joe, LB, Mississippi State, 1953
- Mann, Charles, DE, Nevada, 1994
- Manuel, Sean, TE, New Mexico State, 1996
- Margerum, Ken, WR, Stanford, 1986-87
- Martin, Bob, LB, Nebraska, 1979
- Martin, Derrick, LB, San Jose State, 1987
- Martin, Saladin, DB, San Diego State, 1981
- Masini, Leonard, FB, Fresno State, 1947-48
- Mason, Lindsey, T, Kansas, 1982
- Matheson, Riley, G-LB, Texas Western, 1948
- Mathews, Ned, HB, UCLA, 1946-47
- Matthews, Clay, E, Georgia Tech, 1950, 1953-55
- Matuszak, Marv, LB, Tulsa, 1957-58
- Maurer, Andy, G, Oregon, 1976
- Maxie, Brett, S, Texas Southern, 1997
- McAlister, Ken, LB-S, San Francisco, 1983
- McCaffrey, Ed, WR, Stanford, 1994
- \* McCann, Jim, P, Arizona State, 1971-72
- McColl, Milt, LB, Stanford, 1981-87
- \* McCormick, Dave, T, LSU, 1966
- McCormick, Tom, HB, Pacific, 1956
- \* McCormick, Walt, C, USC, 1948
- McCoy, Mike, QB, Utah, 1997
- \* McCray, Willie, DE, Troy State, 1978
- McDonald, Ramos, CB, New Mexico, 1999-curr.
- McDonald, Tim, S, USC, 1993-99
- \* McElhenny, Hugh, HB, Washington, 1952-60
- \* McFarland, Kay, HB, Colorado State, 1962-68
- McGee, Willie, WR, Alcorn A&M, 1976
- \* McGill, Ralph, CB, Tulsa, 1972-76
- McGrew, Reggie, DT, Florida, 1999-curr.
- McGruder, Michael, CB, Kent, 1992-93
- McHan, Lamar, QB, Arkansas, 1963
- McIlhenny, Don, HB, Southern Methodist, 1961
- \* McIntyre, Guy, G, Georgia, 1984-93
- McIntyre, Jeff, LB, Arizona State, 1979
- McKenzie, Reggie, LB, Tennessee, 1992
- McKoy, Billy, LB, Purdue, 1974
- \* McKyer, Tim, CB, Texas-Arlington, 1986-89
- \* McLemore, Dana, KR-CB, Hawaii, 1982-87
- McMillian, Mark, CB, Alabama, 1999
- McNeil, Clifton, E, Grambling, 1968-69
- McQuarters, R.W., CB, Oklahoma State, 1998-99
- Mellekas, John, C, Arizona, 1962
- Mellus, John, T, Villanova, 1946
- Melville, Dan, P, California, 1979
- Mertens, Jerry, HB, Drake, 1958-65
- \* Messer, Dale, HB, Fresno State, 1961-65
- \* Meyers, Bob, FB, Stanford, 1952
- \* Michalik, Art, G, St. Ambrose, 1953-54
- Mike, Bob, T, UCLA, 1948-49
- \* Mike-Mayer, Steve, K, Maryland, 1975-76
- Mikolas, Doug, NT, Portland State, 1987-88
- Miles, Searcy, DB, San Jose State, 1954-56
- Millen, Matt, LB, Penn State, 1989-90
- \* Miller, Clark, E, Utah State, 1962-68
- \* Miller, Hal, T, Georgia Tech, 1953
- \* Miller, Jim, P, Mississippi, 1980-82
- Miller, Johnny, G, Livingston, 1977-78
- Milstead, Rod, G, Delaware State, 1994-97



- \* Mira, George, QB, Miami (Fla.), 1964-68
- \* Mitcham, Gene, HB, Arizona State, 1958
- \* Mitchell, Dale, LB, USC, 1976
- \* Mitchell, Kevin, LB, Syracuse, 1994-97
- \* Mitchell, Tom, TE, Bucknell, 1974-77
- \* Nixon, Bill, HB Georgia, 1953-54
- \* Moegle, Dick, HB, Rice, 1955-59
- \* Mojsiejenko, Ralf, P, Michigan State, 1991
- \* Momsen, Bob, G, Ohio State, 1952
- \* Monachino, Jim, HB, California, 1951
- \* Monds, Wonder, DB, Nebraska, 1978
- \* Monroe, Carl, RB-KR, Utah, 1983-87
- \* Montana, Joe, QB, Notre Dame, 1979-92
- \* Montgomery, Blanchard, LB, UCLA, 1983-84
- \* Montgomery, Monty, CB, Houston, 1999-curr.
- \* Moore, Dean, LB, Iowa, 1978
- \* Moore, Eugene, RB, Occidental, 1969
- \* Moore, Jeff, RB, Jackson State, 1982-83
- \* Moore, Manfred, RB, USC, 1974-75
- \* Morgan, Joe, T, Southern Mississippi, 1949
- \* Morgan, Melvin, DB, Mississippi Valley State, 1979-80
- \* Moroski, Mike, QB, U.C. Davis, 1986
- \* Morrall, Earl, QB, Michigan State, 1956
- \* Morris, Dennis, LB, Oklahoma, 1958
- \* Morris, George, C, Georgia Tech, 1956
- \* Morrison, Dennis, QB, Kansas State, 1974
- \* Morton, Dave, LB, UCLA, 1979
- \* Morton, John, LB, Texas Christian, 1953
- \* Morze, Frank, C, Boston College, 1957-61
- \* Moten, Gary, LB, Southern Methodist, 1983
- \* Mudd, Howard, G, Hillsdale, 1964-69
- \* Musgrave, Bill, QB, Oregon, 1991-94
- \* Myers, Chip, E, N.W. Oklahoma, 1967

- N -

- Nehemiah, Renaldo, WR, Maryland, 1982-84
- Nelson, Bob, LB, Nebraska, 1979
- Neville, Tom, G, Fresno State, 1991
- \* Newberry, Jeremy, C, California, 1998-curr.
- Newsome, Craig, CB, Arizona State, 1999
- Nicholas, Calvin, WR, Grambling, 1988
- Nichols, Mark, LB, Colorado State, 1978
- Nicholson, Jim, T, Michigan State, 1981
- \* Nix, Jack, E, USC, 1950
- Nixon, Tory, CB, San Diego State, 1985-88
- \* Nomellini, Leo, T, Minnesota, 1950-63
- Norberg, Hank, E, Stanford, 1946-47
- Nordquist, Mark, G, Pacific, 1976
- \* Norton, Jim, T, Washington, 1965-66
- \* Norton, Ken Jr., LB, UCLA, 1994-curr.
- \* Norton, Ray, HB, San Jose State, 1960-61
- \* Nunley, Frank, LB, Michigan, 1967-76

- O -

- Oates, Bart, C, Brigham Young, 1994-95
- Ohradovich, Jim, TE, USC, 1976
- Odom, Ricky, DB, USC, 1978
- \* O'Donahue, Pat, E, Wisconsin, 1952
- \* Okeafar, Chike, DE, Purdue, 1999-curr.
- Olerich, Dave, E, San Francisco, 1967-68, 1972-73
- \* Olssen, Lance, T, Purdue, 1968-69
- \* O'Neal, Brian, RB, Penn State, 1995
- Orosz, Tom, P, Ohio State, 1983
- Osborne, Clancy, LB, Arizona State, 1959-60
- \* Ostrowski, Phil, G, Penn State, 1998-curr.
- \* Owen, Tom, QB, Wichita State, 1974-75
- \* Owens, James, WR, UCLA, 1979-80
- \* Owens, R.C., HB, College of Idaho, 1957-61
- \* Owens, Terrell, WR, Tenn.-Chattanooga, 1996-curr.

- P -

- \* Pace, Jim, HB, Michigan, 1958
- \* Palatella, Lou, G, Pittsburgh, 1955-58

- \* Paris, William (Bubba), T, Michigan, 1982-90
- \* Parker, Anthony, CB, Weber State, 1999-curr.
- \* Parker, Don, G, Virginia, 1967
- \* Parks, Dave, E, Texas Tech, 1964-67
- \* Parks, Limbo, G, Arkansas, 1987
- \* Parrish, James, T, Temple, 1993
- \* Parsons, Earle, HB, USC, 1946-47
- \* Patera, Dennis, K, Brigham Young, 1968
- \* Patterson, Reno, DE, Bethune-Cookman, 1987
- \* Patton, Ricky, RB, Jackson State, 1980-82
- \* Pavlich, Chuck, G, Muskegon High (Mich.), 1946
- \* Peets, Brian, TE, Pacific, 1981
- \* Penchion, Bob, T, Alcorn A&M, 1974-75
- \* Peoples, Woody, G, Grambling, 1968-77
- \* Perry, Joe, FB, Compton J.C., 1948-60, 1963
- \* Perry, Scott, S, Williams, 1980
- \* Peterson, Anthony, LB, Notre Dame, 1994-96, 1998-99
- \* Phillips, Lawrence, RB, Nebraska, 1999
- \* Phillips, Mel, DB, North Carolina A&T, 1966-77
- \* Pillers, Lawrence, DE, Alcorn A&M, 1980-84
- \* Pine, Ed, LB, Utah, 1962-64
- \* Plummer, Bruce, CB, Mississippi State, 1990
- \* Plummer, Gary, LB, California, 1994-97
- \* Plunkett, Jim, QB, Stanford, 1976-77
- \* Pollack, Frank, T-G, Northern Arizona, 1990-91; 94-97
- \* Pollard, Darryl, CB, Weber State, 1987-91
- \* Poole, Bob, E, Clemson, 1964-65
- \* Pope, Marquez, CB, Fresno State, 1995-98
- \* Popson, Ted, TE, Portland State, 1994-96
- \* Posey, Jeff, DE, Southern Mississippi, 1998-curr.
- \* Powell, Charles, E, San Diego High (Calif.), 1952-53, 1955-57
- \* Powers, Jim, HB, USC, 1950-53
- \* Preston, Roell, KR, Mississippi, 1999
- \* Price, Daryl, DE, Colorado, 1996-97
- \* Prioleau, Pierson, DB, Virginia Tech, 1999-curr.
- \* Prokop, Joe, P, Cal Poly Pomona, 1991
- \* Puddy, Harold, T, Oregon, 1948
- \* Puki, Craig, LB, Tennessee, 1980-81
- \* Putzier, Rollin, NT, Oregon, 1989

- Q -

- \* Quillan, Fred, C, Oregon, 1978-87
- \* Quilter, Chuck, T, Tyler J.C., 1949

- R -

- \* Raines, Mike, DT, Alabama, 1974
- \* Ramson, Eason, TE, Washington State, 1979-83
- \* Randle, Sonny, E, Virginia, 1967
- \* Randolph, Alvin, DB, Iowa, 1966-70, 1974
- \* Rasley, Rocky, G, Oregon State, 1976
- \* Rathman, Tom, FB, Nebraska, 1986-93
- \* Reach, Kevin, G, Utah, 1987
- \* Reed, Joe, QB, Mississippi State, 1972-74
- \* Reese, Albert, DT, Grambling, 1997-98
- \* Reese, Archie, DE, Clemson, 1978-81
- \* Reid, Bill, C, Stanford, 1975
- \* Remington, Bill, C, Washington State, 1946
- \* Renfro, Dick, FB, Washington State, 1946
- \* Reynolds, Jack, LB, Tennessee, 1981-84
- \* Rhodes, Bruce, DB, San Francisco State, 1976
- \* Rhodes, Ray, CB, Tulsa, 1980
- \* Rice, Jerry, WR, Mississippi Valley State, 1985-curr.
- \* Richardson, Mike, CB, Arizona State, 1989
- \* Richey, Wade, K, LSU, 1998-curr.
- \* Richie, David, DT, Washington, 1998-99
- \* Ridgle, Elston, DE, Nevada-Reno, 1987
- \* Ridlon, Jim, HB, Syracuse, 1957-1962
- \* Riley, Preston, WR, Memphis State, 1970-72
- \* Ring, Bill, RB, Brigham Young, 1981-86
- \* Rivera, Steve, WR, California, 1976
- \* Roberson, Vern, DB, Grambling, 1978



- Roberts, C.R., FB, USC, 1959-62
- \* Roberts, Larry, DE, Alabama, 1986-93
- Robinson, Jimmy, WR, Georgia Tech, 1980
- \* Robnett, Ed, HB, Texas Tech, 1947
- \* Roby, Reggie, P, Iowa, 1998
- \* Rock, Walter, T, Maryland, 1963-67
- Rodgers, Del, RB, Utah, 1987-88
- Rogers, Doug, DE, Stanford, 1986
- \* Rohde, Len, T, Utah State, 1960-74
- \* Romanowski, Bill, LB, Boston College, 1988-93
- Roskie, Ken, FB, South Carolina, 1946
- \* Rubke, Karl, C, USC, 1957-60, 1962-63, 1965
- \* Rucka, Leo, C, Rice, 1956
- Rudolph, Joe, G, Wisconsin, 1997
- \* Ruhman, Chris, T, Texas A&M, 1998
- Rumager, Max, P, South Carolina, 1984-88
- \* Russell, Damien, S, Virginia Tech, 1993

## - S -

- Sabuco, Tino, C, San Francisco, 1949
- \* Sagely, Floyd, E, Arkansas, 1954-56
- Salata, Paul, E, USC, 1949-50
- Salmon, Mike, DB, USC, 1996
- Sanders, Deion, DB, Florida State, 1994
- \* Sandifer, Bill, DT, UCLA, 1974-76
- Sandifer, Dan, HB, LSU, 1950
- \* Sapolu, Jesse, C/G, Hawaii, 1983-97
- \* Sardisco, Tony, G, Tulane, 1956
- Saunders, John, DB, Toledo, 1974-75
- \* Satterfield, Alf, T, Vanderbilt, 1947
- \* Schabaram, Pete, HB, California, 1951, 1953-54
- Schiechl, John, C, Santa Clara, 1947
- \* Schmidt, Henry, T, USC-Trinity (Tex.), 1959-60
- \* Schreiber, Larry, RB, Tennessee Tech, 1971-75
- \* Schulters, Lance, S, Hofstra, 1998-curr.
- Schwantz, Jim, LB, Purdue, 1997
- Seaggins, Eric, LB, USC, 1982
- Scotti, Ben, HB, Maryland, 1964
- Scrafford, Kirk, OL, Montana, 1995-98
- \* Seabron, Thomas, LB, Michigan, 1979-80
- Seal, Paul, TE, Michigan, 1977-79
- Sharkey, Ed, G, Duke-UN-Reno, 1955-56
- \* Shaw, Charles, G, Oklahoma State, 1950
- \* Shell, Todd, LB, Brigham Young, 1984-87
- \* Shelley, Jo Nathan, CB, Mississippi, 1987
- Sheriff, Stan, LB, Cal Poly-SLO, 1956-57
- Sherrard, Mike, WR, UCLA, 1989-92
- Shields, Billy, T, Georgia Tech, 1984
- Shoener, Hal, E, Iowa, 1948-50
- Shumann, Mike, R, Florida State, 1978-79, 1981
- Shumon, Ron, LB, Wichita State, 1979
- \* Sieminski, Charlie, T, Penn State, 1963-65
- Siglar, Ricky, G-T, San Jose State, 1990
- Silas, Sam, DE, Southern Illinois, 1969-70
- Simpson, Mike, DB, Houston, 1970-72
- Simpson, O.J., RB, USC, 1978-79
- Singleton, Nate, WR, Grambling, 1993-96
- Singleton, Ron, T, Grambling, 1977-80
- Sitko, Emil, HB, Notre Dame, 1950
- Skaugstad, Darryle, DT, California, 1983
- Smerlas, Fred, NT, Boston College, 1990
- \* Smith, Artie, DL, Louisiana Tech, 1993-94
- \* Smith, Charles, E, Abilene Christian, 1956
- Smith, Ernie, HB, Compton J.C., 1955-56
- Smith, Frankie, CB, Baylor, 1996-97
- Smith, George, C, California, 1947
- Smith, Irv, TE, Notre Dame, 1998
- Smith, J.D., HB, North Carolina A&T, 1956-64
- \* Smith, Jerry, G, Wisconsin, 1952-53
- Smith, Noland, RB, Tennessee State, 1969
- \* Smith, Steve, E, Michigan, 1966-67
- Snead, Norman, QB, Wake Forest, 1974-75
- \* Sniadecki, Jim, LB, Indiana, 1969-73
- Solomon, Freddie, WR, Tampa, 1978-85

- Soltau, Gordy, E, Minnesota, 1950-58
- \* Sparks, Dave, G, South Carolina, 1951
- Spence, Julian, HB, San Houston, 1957
- \* Spurrier, Steve, QB, Florida, 1967-75
- Standifer, Bob, NT, UT-Chattanooga, 1987
- Standlee, Norm, FB, Stanford, 1946-52
- Stanley, Chad, P, Stephen F. Austin, 1999-curr.
- \* St. Clair, Bob, T, San Francisco-Tulsa, 1953-64
- Stenstrom, Steve, QB, Stanford, 1999
- Steptoe, Jack, WR, Utah, 1978
- Stevens, Mark, QB, Utah, 1987
- \* Stickles, Monty, E, Notre Dame, 1960-67
- Stidham, Howard, LB, Tennessee Tech, 1977
- Stits, Bill, DB, UCLA, 1957-58
- \* Stokes, J.J., WR, UCLA, 1995-curr.
- \* Stollhandske, Tom, LB, Texas, 1955
- Stover, Jeff, DE, Oregon, 1982-88
- \* Streets, Tai, WR, Michigan, 1999-curr.
- \* Strickland, Bishop, FB, South Carolina, 1951
- \* Strong, Jim, RB, Houston, 1970
- Stroth, Vince, T, Brigham Young, 1985
- Strzykalski, John, HB, Marquette, 1946-52
- \* Stubblefield, Dana, DL, Kansas, 1993-97
- \* Stubbs, Daniel, DE, Miami (Fla.), 1988-89
- \* Stuckey, Jim, DE, Clemson, 1980-85
- Sullivan, Bob, HB, Holy Cross, 1948
- Sullivan, John, S, California, 1987
- Susoeff, Nick, E, Washington State, 1946-49
- Sutro, John, T, San Jose State, 1962
- \* Swinford, Wayne, DB, Georgia, 1965-67
- Sydney, Harry, FB, Kansas, 1987-91

## - T -

- Tamm, Ralph, G, West Chester, 1992-94
- Tanner, Hamp, T, Georgia, 1951
- Tausch, Terry, G, Texas, 1989
- Tautolo, Terry, LB, UCLA, 1980-81
- Taylor, Brian, S, Oregon State, 1993
- \* Taylor, Bruce, CB, Boston U, 1970-77
- \* Taylor, John, WR, Delaware State, 1986-95
- Taylor, Roosevelt, S, Grambling, 1969-71
- Teresa, Tony, HB, San Jose State, 1958
- \* Thomas, Aaron, E, Oregon State, 1961
- Thomas, Chris, WR, Cal Poly-SLO, 1995
- Thomas, Chuck, C, Oklahoma, 1987-92
- \* Thomas, Jimmy, RB, Texas-Arlington, 1969-73
- \* Thomas, John, T, Pacific, 1958-67
- \* Thomas, Lynn, DB, Pittsburgh, 1981-82
- \* Thomas, Mark, North Carolina State, 1992-94
- Thompson, Tommy, P, Oregon, 1995-98
- Thornton, Rupe, G, Santa Clara, 1946-47
- \* Threadgill, Bruce, S, Mississippi State, 1978
- \* Tidwell, Billy, HB, Texas A&M, 1954
- Tillman, Spencer, HB, Oklahoma, 1989-91
- Times, Ken, DT, Southern, 1980
- Titchenal, Bob, E, San Jose State, 1946
- \* Tittle, Y.A., QB, LSU, 1951-60
- \* Toneff, Bob, T, Notre Dame, 1952, 1954-59
- Torretta, Gino, QB, Miami, 1996
- \* Trimble, Wayne, DB, Alabama, 1967
- Tubbs, Jerry, LB, Oklahoma, 1958-59
- Tubbs, Winfred, LB, Texas, 1998-curr.
- \* Tucker, Bill, RB, Tennessee A&I, 1967-70
- Tuasosopo, Manu, DT, UCLA, 1984-86
- \* Turner, Keena, LB, Purdue, 1980-90
- Turner, Odessa, WR, Northwestern Louisiana, 1992-93
- Tyler, Wendell, RB, UCLA, 1983-86

## - U -

- \* Uwaeznoko, Iheanyi, WR, Cal, 1996-98

## - V -

- Van Doren, Bob, E, USC, 1953
- \* Vanderbunt, Skip, LB, Oregon State, 1968-77



- Varajon, Mike, FB, Toledo, 1987  
 Vardell, Tommy, RB, Stanford, 1996, 1999  
 \* Vaughan, Ruben, DT, Colorado, 1979  
 Vaught, Ted, E, Texas Christian, 1953  
 Veris, Garin, DE, Stanford, 1992  
 Vetrano, Joe, HB, Southern Mississippi, 1946-49  
 Vincent, Ted, DT, Wichita State, 1979-80  
 Visger, George, DT, Colorado, 1980  
 \* Vollenweider, Jim, FB, Miami (Fla.), 1962-63

### - W -

- Wagner, Lowell, HB, USC, 1949-53, 1955  
 Walker, Adam, RB, Pittsburgh, 1992-96  
 Walker, Darnell, CB, Oklahoma, 1997-99  
 \* Walker, Elliott, RB, Pittsburgh, 1978  
 Walker, Val Joe, HB, Southern Methodist, 1957  
 \* Wallace, Bev, QB, Compton J.C., 1947-49  
 \* Wallace, Steve, T, Auburn, 1986-96  
 \* Walls, Wesley, TE, Mississippi, 1989-93  
 Walter, Mike, LB, Oregon, 1984-93  
 Warren, Terrance, WR, Hampton, 1995  
 Washington, Dave, LB, Alcorn A&M, 1975-76  
 \* Washington, Gene, WR, Stanford, 1969-77  
 Washington, Marvin, DE, Idaho, 1997, 1999  
 \* Washington, Ted, NT-DE, Louisville, 1991-93  
 \* Washington, Tim, CB, Fresno State, 1982  
 \* Washington, Vic, RB, Wyoming, 1971-73  
 \* Waters, Bob, QB, Presbyterian, 1960-64  
 \* Watters, Ricky, RB, Notre Dame, 1991-94  
 \* Watson, John, T, Oklahoma, 1971-76  
 Waymer, Dave, DB, Notre Dame, 1990-91  
 \* Webb, Jimmy, DT, Mississippi State, 1975-80  
 Wells, Mike, TE, San Diego State, 1987  
 Wersching, Ray, K, California, 1977-87  
 Wesley, Joe, LB, LSU, 1999-curr.  
 West, Robert, WR, San Diego State, 1974  
 \* White, Bob, HB, Stanford, 1951-52  
 Whitmore, David, S, Stephen F. Austin, 1991-92  
 \* Wilcox, Dave, LB, Oregon, 1964-74  
 Wilkerson, Jerry, DE, Oregon State, 1980  
 Wilkins, David, LB, Eastern Kentucky, 1992  
 Wilkins, Gabe, DE, Gardner-Webb, 1998-99  
 Wilkins, Jeff, K, Youngstown State, 1995-96  
 Wilks, Greg, LB, Montana State, 1987  
 \* Willard, Ken, FB, North Carolina, 1965-73  
 Williams, Alfred, DE, Colorado, 1995  
 Williams, Dave, RB, Colorado, 1977  
 \* Williams, Delvin, RB, Kansas, 1974-77  
 Williams, Gerard, DB, Langston, 1979-80  
 \* Williams, Herb, CB, Southern, 1980

- Williams, Howie, HB, Howard, 1963  
 Williams, James, LB, Mississippi State, 1997-98  
 Williams, James, DB, Fresno State, 1996  
 Williams, Jamie, TE, Nebraska, 1989-93  
 Williams, Joel, C, Texas, 1948  
 Williams, John, HB, USC, 1954  
 Williams, Michael, CB, 1995  
 \* Williams, Newton, RB, Arizona State, 1982  
 Williams, Roy, T, Pacific, 1963-64  
 \* Williams, Vince, FB, Oregon, 1982-83  
 \* Williamson, Carlton, S, Pittsburgh, 1981-88  
 Willis, Jamal, RB, Brigham Young, 1995-96  
 Wilmsmeyer, Klaus, P, Louisville, 1992-94  
 \* Wilson, Billy, E, San Jose State, 1951-60  
 Wilson, Jerry, LB, Auburn, 1960  
 Wilson, Karl, DL, LSU, 1993  
 \* Wilson, Jim, G, Georgia, 1965-66  
 Wilson, Mike, WR, Washington State, 1981-90  
 \* Wilson, Troy, Pittsburgh State, 1993-94  
 \* Windsor, Bob, E, Kentucky, 1967-71  
 Winston, Lloyd, FB, USC, 1962-63  
 \* Wismann, Pete, LB, St. Louis, 1949-52, 1954  
 \* Witcher, Dick, E, UCLA, 1966-73  
 \* Wittenborn, John, G, Southeast Missouri, 1958-60  
 \* Wittum, Tom, P, Northern Illinois, 1973-77  
 Woitt, John, DB, Mississippi State, 1968-69  
 Wondolowski, Bill, WR, Eastern Montana, 1969  
 \* Woodall, Lee, LB, West Chester, 1994-99  
 Woods, Don, RB, New Mexico, 1980  
 \* Woodson, Abe, HB, Illinois, 1958-64  
 \* Woodson, Rod, CB, Purdue, 1997  
 Woudenberg, John, T, Denver, 1946-49  
 \* Wright, Eric, CB, Missouri, 1981-90

### - X -

None

### - Y -

- Yonamine, Wally, HB, Farrington High (Hl.), 1947  
 \* Young, Bryant, DT, Notre Dame, 1994-curr.  
 Young, Charlie, TE, USC, 1980-82  
 Young, Steve, QB, Brigham Young, 1987-curr.  
 \* Youngelman, Sid, T, Alabama, 1955  
 Yowarsky, Walt, C, Kentucky, 1958

### - Z -

- Zamlynsky, Zigmund, HB, Villanova, 1946  
 Zelenka, Joe, LS, Wake Forest, 1999  
 Zendejas, Tony, K, Nevada, 1995

## ALL-TIME NUMERICAL ROSTER

1987 replacement team players included.

### NUMBERS WORN BY JUST ONE PLAYER

#2 Ralf Mojsisienko	P	1991
#8 Steve Young	QB	1987-99

### PLAYERS WHO WORE MULTIPLE NUMBERS

Frank Albert	QB	1946-52	63,13
Joe Arenas	HB	1951-57	82,22
Bruno Banducci	G	1946-54	33,63
Dick Bassi	G	1947	35,36
Sanjay Beach	WR	1993	83,86
Terry Beasley	WR	1972-73	83,88
Rex Berry	HB	1951-56	83,23
Hardy Brown	LB	1951-56	73,33
Gail Bruce	E	1948-52	54,88
Ken Bungaranda	T	1980	63,72
Don Burke	FB-G	1950-54	73,38,68,32,6
Mike Caldwell	WR	1996	17,81

Tony Calvelli	C	1947	21,31
Don Campora	T	1950,52	41,76
Al Carapella	T	1951-55	45,75
Jim Cason	HB	1948-52,54	93,43
Sam Cathcart	HB	1949-50,52	83,28
Jon Choma	G/C	1983	78,60
Mark Cochran	T	1987	76,66
Ray Collins	T	1950-52	43,72
Darren Comeaux	LB	1987	56,59
Clyde Conner	E	1956-63	86,88
Ted Connolly	G	1954,56-62	65,64
Bill Cooper	FB	1961-64	34,35
Earl Cooper	FB-TE	1980-85	40,89
Tom Cousineau	LB	1986-87	57,59
Randy Cross	G-C	1976-88	62,51
Chris Dalman	G-C	1993-99	50,67
Clem Daniels	RB	1968	33,34
Floyd Dean	LB	1963-64	80,50,57



## ROSTER BY NUMBER, 1946-1999

Chris Dressel	TE	1987-92	88.47
Bruce Elia	LB	1976	51.55
Riki Ellison	LB	1983-89	50.69
Art Elston	G	1946-48	21.36
Ray Evans	G	1949-50	38.46
Keith Fahnhorst	T	1974-87	89.71
John Faylor	S	1987	19.47
Nick Feher	G	1951-54	37.67
Ed Forrest	C	1946-47	34.24
Jamal Fountaine	DE	1996	56.52
Johnny Fuller	S	1968-72	30.23
Tony Gladney	WR	1987	17.86
Alan Grant	CB	1992	26.24
Terry Greer	WR	1987-89	29.82,83
Visco Grgich	G	1946-52	47.38,34,64
Parker Hall	QB	1946	84.64
Kevin Hardy	DT-G	1968	86.68
Mark Harris	WR	1996-99	19.88
Tim Harris	LB	1991-92,94,95	92.99
Ed Henke	DE	1951-52,55-60	47.89,75
Dave Hettema	T	1967	65.62
Stan Hindman	DE	1966-71,73-74	80.74
Paul Hofer	RB	1976-81	36.41
Tom Holome	S	1983-89	28.46
Pierce Holt	DE	1989-92	78.98
Israel Iheanyi	DE-ELE	1996-97	59.95
Bill Jessup	E	1951-52,54-58	55.85
Bill Johnson	C	1948-56	23.53
Brent Jones	TE	1987-97	88.84
Larry Jones	WR	1978	21.87
Randy Kirk	LB/LS	1996-99	57.58
Pete Kugler	DT	1982-83,86-90	67.77
Bobby Leopold	LB	1983	45.52
Verl Lillywhite	HB	1948-50	71.81
Howie Livingston	HB	1950	94.24
Clay Matthews	E	1950,53-55	48.83
Ned Matthews	HB	1946	73.83
Jim Monachino	HB	1951	99.49
Carl Monroe	RB	1983-87	32.83
Blanchard			
Montgomery	LB	1983	52.60
Frank Morze	C	1957-67	53.63
Leo Nomellini	T	1950-51	73.42
Tom Orosz	P	1984	19.3
James Owens	WR	1980	20.89
Limbo Parks	G	1987	66.72
Ricky Patton	RB	1981-82	32.42
Joe Perry	FB	1948-60,63	74.34
Jim Plunkett	QB	1976	14.16
Frank Pollack	T-G	1990-91,94-97	72.75
Jim Powers	QB	1950-53	62.15
Daryl Price	DE	1996-97	91.96
Rollin Putzier	NT	1987	64.76
Joe Reed	QB	1952	19.13
Del Rodgers	RB	1987-88	35.25,46
Pete Schabaram	HB	1951,53-54	88.84
Ben Scotti	DB	1964	28.48
Artie Smith	DT	1994	95.99
Frankie Smith	DB	1996-97	27.29
Gordy Solatu	E	1950-58	51.82
Dave Sparks	G	1951	39.68
Norm Standlee	FB	1946-52	72.32
Bishop Strickland	FB	1951	75.35
John Strzykalski	HB	1946-52	91.45
Hampton Tanner	T	1951	46.77
Rupe Thornton	G	1946	35.46
Y.A. Tittle	QB	1951-60	64.14
Bob Toncoff	T	1952,54-59	62.72,74
Joe Vetrano	HB	1946	82.92
Det Vincent	DT	1977	66.75
Lowell Wagner	HB	1949-53,55	92.42
Bob White	HB	1951-52	85.25
Billy Wilson	E	1951-60	52.84
Pete Wismann	C	1949-52,54	63.13
Dick Witcher	E	1966	34.88

## #1

Noland Smith	RB	1969
Gary Anderson	K	1997

## #2

Ralf Mojsiejenko	P	1991
Eddie Howard	P	1998

## #3

Jim Miller	P	1980-82
Tom Orosz (19)	P	1983
Tommy Thompson	P	1995-97

## #4

Max Runager	P	1984-88
Joe Prokop	P	1991
Doug Brien	K	1994-95
Reggie Roby	P	1998
Chad Stanley	P	1999-Current

## #5

Jeff Brockhaus	K	1987
Jeff Garcia	QB	1999-Current

## #6

Don Burke	FB-G	1950-54
Matt Cavanaugh	QB	1983-85
Mike Cofer	K	1988-93
Cary Conklin	QB	1995

## #7

Benjamin Guy	QB	1981-83
Mark Stevens	QB	1987
Todd Santos	QB	1988
Tony Zendejas	K	1995
Wade Richey	K	1998-Current

## #8

Steve Young	QB	1987-1999
-------------	----	-----------

## #9

Jeff Kemp	QB	1986
Jim Asmus	P	1987
Barry Helton	P	1988-90

## #10

George Mira	QB	1964-68
Dennis Morrison	QB	1974
Steve Mike-Meyer	K	1975-76
Mike Connell	P	1978
Matt Bahr	K	1981
Ed Blount	QB	1987
Klaus Wilmsmeyer	P	1992-1994
Pat Barnes	QB	1999

## #11

Earl Morrall	QB	1956
Bob Waters	QB	1960-64
Steve Spurrier	QB	1967-1975
Dan Melville	P	1979
Bob Gagliano	QB	1986-87
Jeff Brohm	QB	1995-97
Ty Detmer	QB	1998

## #12

Hal Ledyard	QB	1953
Maury Duncan	QB	1954-55
John Brodie	QB	1957-73

## #13

Frank Albert (63)	QB	1952
Joe Reed (19)	QB	1972
Tom Wittum	P	1973-77



Steve Bono	QB	1989-93
Gino Torretta	QB	1995
Mike Caldwell (17, 81)	WR	1996

## #14

Y.A. Tittle (64)	QB	1952-60
Sam Etcheverry	QB	1963
Dennis Patera	K	1968
Tom Owen	QB	1974-75
Jim Plunkett (16)	QB	1976
Marty Domres	QB	1976
Ray Wersching	K	1977-87
Bill Musgrave	QB	1991-94
Jeff Wilkins	K	1995-96
Jim Druckenmiller	QB	1997-98

## #15

Jim Powers (62)	HB	1952-53
Lamar McHan	QB	1963
Jon Kilgore	P	1969
Jim McCann	P	1971-72
Bryan Clark	QB	1982-83
Mike Moroski	QB	1986
John Paye	QB	1988
Roell Preston	KR	1999

## #16

Andy Galiffa	QB	1954
Norman Sneed	QB	1974-75
Jim Plunkett (14)	QB	1976-77
Joe Montana	QB	1979-1992

## #17

Billy Kilmer	QB	1961-66
Momcilo Gavric	K	1969
John Isenbarger	RB	1970-73
Joe Reed (13)	QB	1973-74
Steve DeBerg	QB	1977-80
Tony Gladney (86)	WR	1987
Mike Caldwell (13, 81)	WR	1996
Kevin Lee	WR	1996

## #18

Fred Gehrke	HB	1950
Gene Washington	WR	1969-77
Elvis Grbac	QB	1993-95
Steve Stenstrom	QB	1999

## #19

Joe Reed (13)	QB	1973-74
Scott Bull	QB	1976-78
Gary Huff	QB	1980
Tom Orosz (3)	P	1984
John Faylor (47)	S	1987
Terrance Warren	WR	1995
Mark Harris (88)	WR	1996

## #20

Bill Stits	DB	1957-58
Charley Britt	DB	1964
George Donnelly	DB	1965-67
Tony Harris	WR	1971
Mike Holmes	DB	1974-75
James Owens (89)	WR	1979
Terry Anderson	WR	1980
Amos Lawrence	RB	1981-82
Tory Nixon	CB	1985-88
Sheldon Canley	RB	1991-92
Derek Loville	RB	1994-95
Garrison Hearst	RB	1997-Current

## #21

Art Elston (36)	C	1946, 48
Tony Calvelli (31)	C	1947

Larry Jones (87)	WR	1978
Eric Wright	CB	1981-90
Troy Kyles	WR	1992
Deion Sanders	CB	1994
Randy Baldwin	RB	1995
R.W. McQuarters	CB	1998-99

## #22

Gerry Conlee	C	1946-47
Joel Williams	C	1948
Pete Wismann (52)	C/LB	1949-51
Joe Arenas (82)	HB	1952-57
Gary Lewis	FB	1964-69
Vic Washington	RB	1971-73
Bob Hayes	WR	1975
Eddie Lewis	CB	1976-79
Dwight Hicks	S	1979-85
Ray Brown	RB	1987
Tim McKyer	CB	1986-89
Todd Bowles	S	1991
Amp Lee	RB	1992-93
Tyronne Drakeford	DB	1994-97
Tony Blevins	FS	1998
Terry Jackson	RB	1999-Current

## #23

Bill Remington	C	1946
George C. Smith	C	1947
Bill Johnson (53)	C	1948
Rex Berry (83)	HB	1952-56
Ray Norton	HB	1960-61
Wayne Swinford	DB	1965-67
Johnny Fuller (30)	S	1970-72
Bruce Rhodes	DB	1975
Bruce Threadgill	S	1978
Herb Williams	CB	1980
Tony Cherry	RB	1986-87
Spencer Tillman	HB	1989-91
Marquez Pope	CB	1995-98
Pierson Prioleau	DB	1999-Current

## #24

Ed Forrest (34)	C	1946-47
John Schiechl	C	1947
Howie Livingston	HB	1950
Tino Sabuco	C	1949
J.R. Boone	HB	1952
Bill Tidwell	HB	1954
J.D. Smith	HB	1956-64
Wayne Trimble	DB	1967
Jimmy Thomas	RB	1969-73
Delvin Williams	RB	1974-77
Chuck Crist	DB	1978
Eric Johnson	S	1979
Rick Gervais	S	1981-83
Derrick Harmon	RB	1984-86
Harry Sydney	FB	1987-91
Alan Grant (26)	CB	1992
Jamal Willis	RB	1995
Eric Davis	CB	1990
Monty Montgomery	CB	1999-Current

## #25

John Baldwin	C	1947
George Smith	C	1947
Tony Sabuco	C	1949
Roosevelt Taylor	S	1969-73
Bob White (85)	HB	1952
Johnny Williams	HB	1954
Dave Baker	HB	1959-61
Roosevelt Taylor	S	1969
Wonder Monds	S	1978
Jeff Moore	RB	1982-83
Doug DuBose	RB	1987-88
Del Rodgers (35, 46)	RB	1987



Brett Maxie	S	1997
Eric Davis (24)	CB	1990-95
Charlie Garner	RB	1999-Current

## #26

Dick Handley	C	1947
Tony Teresa	HB	1958
Gene Mitcham	HB	1958
Lenny Lyles	HB	1959
Kay McFarland	HB	1962-68
Tim Anderson	S	1975
Stan Black	DB	1977
Bob Jury	S	1978
Ray Rhodes	CB	1980
Wendell Tyler	RB	1983-86
John Butler	S	1987
Darryl Pollard	CB	1987-91
Alan Grant (24)	CB	1992
Michael McGruder	CB	1992-93
Brian O'Neal	RB	1995
Rod Woodson	CB	1997
Anthony Parker	CB	1999-Current

## #27

Bob Myers	FB	1952
Ken Bahnsen	FB	1953
Carroll Hardy	HB	1955
R.C. Owens	HB	1957
Alvin Randolph	DB	1966
Dennis Braggionier	DB	1974
Nate Allen	CB	1975
Tony Dungy	DB	1979
Carlton Williamson	S	1981
Mike Richardson	CB	1989
Mark Lee	CB	1991
Adam Walker	RB	1992
James Williams	CB	1996
Frankie Smith (29)	CB	1996-97
Craig Newsome	CB	1999

## #28

Sam Cathcart (83, 86)	HB	1952
Howie Williams	HB	1963
Ben Scotti (48)	DB	1964
Jim Strong	RB	1970
David Watkins	RB	1973
Mike Burns	DB	1977
Charles Cornelius	DB	1979-80
Lynn Thomas	DB	1981-82
Tom Holmoe (46)	S	1983-85
Joe Cribbs	RB	1986-87
Bruce Plummer	CB	1990
Dana Hall	S	1992-94
Curtis Buckley	S	1996-98

## #29

Bill Atkins	HB	1958-59
Dale Messer	HB	1961-65
Bob Daugherty	HB	1966-67
David Atkins	HB	1975
John Bristor	S	1979
Gerard Williams	DB	1979-80
Al Latimer	CB	1980
Saladin Martin	DB	1981
Mario Clark	CB	1984
Don Griffin	CB	1986-93
Terry Greer (82, 83)	WR	1987
Anthony Lynn	RB	1995-96
Frankie Smith (27)	CB	1996-97
Mark McMillian	CB	1999

## #30

Bernie Casey	E	1961-66
Johnny Fuller (23)	S	1969
Bruce Gossett	K	1970-74

Dave Williams	RB	1977
Tim Gray	DB	1979
Bill Ring	RB	1981-86
Jo Nathan Shelley	CB	1987
Keith Henderson	FB	1989-92
Mike Salmon	DB	1996-97
Lance Schulters	SS	1998-Current

## #31

Tony Calvelli (21)	C	1947
Don Clark	G	1948-49
Charles Shaw	G	1950
Jo Orduna	RB	1971
Earl Carr	RB	1978
Walt Easley	FB	1981-82
Derrick Martin	LB	1987
Chet Brooks	DB	1988-90
Thane Gash	S	1992
Steve Israel	CB	1995-96
Zack Bronson	S	1997-Current

## #32

Garlin Gregory	G	1946-47
James Cox	G	1948
Don Burke	FB-G	1950-54
Bob Dawns	G	1951
Norm Standlee (72)	FB	1952
Frank Cassara	FB	1954
Lem Harkey	HB	1955
Gene Babb	FB	1957-58
C.R. Roberts	FB	1959-62
Lloyd Winston	FB	1962-63
Rudy Johnson	HB	1964-65
Mel Phillips	DB	1966-76
O.J. Simpson	RB	1978-79
Scott Perry	S	1980
Ricky Patton (42)	RB	1981-82
Carl Monroe	RB/KR	1983-87
Terrence Flagler	RB	1987-89
Ricky Watters	RB	1991-94
Ricky Ervins	RB	1995
Chuck Levy	RB/KR	1996-98
Travis Jervey	RB	1999-Current

## #33

Bruno Banducci (63)	G	1946-51
Hardy Brown	LB	1951-56
Clancy Osborne	LB	1959-60
Jim Vollenweider	FB	1962-63
Clem Daniels (34)	RB	1968
Bill Wondolowski	WR	1969
Randy Jackson	RB	1973
John Saunders	DB	1974-75
Greg Boykin	FB	1978
Ricky Churchman	S	1980-81
Roger Craig	RB	1983-90
Derrick Dodge	S	1994-96
Lawrence Phillips	RB	1999

## #34

Ed Forrest (24)	C	1946-47
Visco Grgich (38, 47, 64)	G	1948-51
Joe Perry (74)	FB	1952-60, 63
Bill Cooper (35)	FB	1961
Dick Witcher (88)	E	1966
Clem Daniels (33)	RB	1968

## #35

Rupe Thornton (46)	G	1946
Dick Bassi (36)	G	1947
Bishop Strickland	FB	1951
John Henry Johnson	HB	1954-56
Larry Barnes	FB	1957
J.W. Lockett	FB	1961
Don McIlhenny	HB	1961



Bob Gaiters	HB	1962-63
Bill Cooper (34)	FB	1963-64
Austin "Goose" Gonsoulin	DB	1967
Larry Schreiber	RB	1971-75
Elliott Walker	RB	1978
Lenvil Elliott	RB	1979-81
Del Rodgers (25, 46)	RB	1987-88
Dexter Carter	RB	1990-94, 95
Ramos McDonald	CB	1999-Current

## #36

Dick Bassi (35)	G	1946
Art Elston (21)	C	1947
Paul Evansen	G	1948
John Morton	LB	1953
Harry Bud Laughlin	FB	1955
Paul Goad	FB	1956
Tommy Davis	K	1959-69
Paul Hofer (41)	RB	1976-81
Darryl Pollard	CB	1987
Merton Hanks	CB-S	1991-98

## #37

Chuck Pavlich	G	1946
Riley Matheson	G-LB	1948
Dick "Homer" Hobbs	G	1949-50
Nick Feher	G	1951-54
Jimmy Johnson	HB	1961-76

## #38

Visco Grgich (34,47,64)	G	1947
Charles Kenny	G	1947
Walt McCormick	C	1948
Ray Evans (46)	G	1949-50
Don Burke (66,68,73)	FB-G	1950-54
Ben Aldridge	HB	1952
Mike Lind	FB	1963-64
Jim Jackson	HB	1966-67
Mike Simpson	DB	1970-72
Bob Ferrell	RB	1976-80
Johnny Davis	FB	1981
Blanchard Montgomery (52,60)	LB	1983
Greg Cox	S	1988,90-91
Damien Russell	S	1993
Darnell Walker	CB	1997-99

## #39

Dave Sparks	G	1951
Hugh McElhenney	HB	1952-60
Kermit Alexander	HB	1963-69

## #40

John Carpenter	T	1949
Harley Dow	G	1950
George Maderas	HB	1977-78
Bob Holladay	HB	1956-57
Julian Spence	HB	1957
Abe Woodson	FB	1958-64
Ken Willard	FB	1965-73
Wilbur Jackson	RB	1974-79
Arrington Jones	FB	1981
Vince Williams	FB	1982-83
Mike Wells	TE	1987
Johnnie Jackson	S	1989-92
William Floyd	FB	1994-97
Fred Beasley	FB	1998-Current

## #41

John Woudenberg	T	1946-49
Don Campora (76)	T	1950
Paul Hofer (36)	RB	1976
Mike Baldassin	LB	1977-78
Carl Keever	LB	1987

Steve Bartolo	RB	1988
David Whitmore	S	1991-92
Terry Hoage	S	1993
Toi Cook	DB	1994
Terry Kirby	RB	1996-98

## #42

Bob Bryant	T	1946-49
Leo Nomellini (73)	T	1950-51
Lowell Wagner (92)	HB	1952-53,55
Searcy Miles	HB	1954-56
Erie Smith	HB	1955-56
Jim Ridlon	HB	1957-62
Don Libson	HB	1963-64
Doug Cunningham	HB	1967-73
Anthony Leonard	KR	1976-78
Ricky Odum	DB	1978
Ricky Patton (32)	RB	1980
Ronnie Lott	CB/S	1981-90

## #43

Ray Collins (72)	T	1950-51
Jim Cason (93)	HB	1952,54
Tom McCormick	HB	1956
Jim Pace	HB	1958
Dave Kopay	HB	1964-67
Gene Moore	RB	1969
Windlan Hall	S	1972-75
John Sullivan	S	1987
Dana McLemore	KR	1982-87
Dave Waymer	DB	1990-91
Marc Logan	RB	1992-94
Darryl Hall	S	1995
Antonio Langham	CB	1998
Wasswa Serwanga	CB	1999

## #44

Pete Schabarum (88)	HB	1953-54
Joe Val Walker	HB	1957
Eddie Dove	HB	1959-62
John David Crow	HB-TE	1965-68
Bruce Taylor	CB	1970-77
Charles Johnson	CB	1979-80
Richard Blackmore	CB	1983
Tom Rathman	FB	1986-93
Tommy Vardell	FB	1996, 1999
Marc Edwards	FB	1997-98

## #45

John Mellus	T	1946
Odis Crowell	T	1947
Fred Land	T-G	1948
Chuck Quilter	T	1949
Al Carapella (75)	T	1951-55
John Strzykalski (91)	HB	1952
Fred Bruney	HB	1953,56
Elbert Kimbrough	DB	1962-66
Bill Tucker	RB	1967-70
Manfred Moore	RB	1974-75
Mike Hogan	FB	1979
Newton Williams	RB	1982
Bobby Leopold (52)	LB	1983
Matt Courtney	S	1987
Kevin Lewis	DB	1990-92
Adrian Hardy	CB	1993-94
Michael Williams	CB	1995
Tyrone Legette	CB	1998

## #46

John Kuzman	T	1946
Rupe Thornton (35)	G	1947
Harold Puddy	T	1948
Roman Bentz	T	1948
Charles Elliott	RB	1948



Ray Evans (38)	G	1949
Clay Matthews (83)	E	1950
Hampton Tanner	T	1951
Chip Myers	E	1967
Danny Abramowicz	WR	1973-74
Melvin Morgan	DB	1979-80
Tim Washington	CB	1982
Tom Holmoe (28)	S	1986-89
Del Rodgers (25, 35)	RB	1987
Tim McDonald	S	1993-99

## #47

Visco Grgich (34, 38, 64)	G	1947
Bob Mike	T	1948-49
Ed Henke (75, 89)	DE	1951
Dick Moegle	HB	1955
Hugo Hollas	DB	1974
Kermit Johnson	RB	1975-76
Al Matthews	S-CB	1977
Jerry Aldridge	HB	1980
Don Woods	RB	1980
Tim Collier	CB	1982-84
Andre Hardy	FB	1987
John Faylor (19)	S	1987
Chris Dressel (88)	TE	1987

## #48

Alf Satterfield	T	1947
Floyd Collier	T	1948
Joe Morgan	T	1949
Bill Mixon	HB	1953-54
Ben Scotti (28)	DB	1964
John Woitt	DB	1968-69
Sammy Johnson	RB	1974-76
Phil Francis	RB	1979-80
Ken McAlister	LB-S	1983
Mike Varajon	FB	1987
Tim Jordan	TE	1995

## #49

Jim Monachino (99)	HB	1953
Bob Luna	HB	1955
Dwight Lee	RB	1968
Ralph McGill	CB	1972-76
Van Roberson	DB	1978
Earl Cooper (89)	FB-TE	1980-82
Jeff Fuller	S-LB	1984-89
Adrian Cooper	TE	1996

## #50

Leo Rucka	C	1956
Stan Sheriff	LB	1956-57
Jerry Tubbs	LB	1958-59
Floyd Dean (57, 82)	LB	1964
Ed Beard	LB	1965-72
Caesar Belser	LB	1974
Dave Washington	LB	1975-76
Joe Harris	LB	1978
Ron Shuman	LB	1979
Dave Morton	LB	1979
Thomas Henderson	LB	1980
Terry Tautolo	LB	1980-81
Jim Looney	LB	1981
Ed Judie	LB	1982-83
Riki Ellison (69)	LB	1983-89
LeRoy Etienne	LB	1990
Reggie McKenzie	LB	1992
Chris Dalman (67)	G-C	1993
Gary Plummer	LB	1994-97
Anthony Peterson	LB	1998-99

## #51

Bob Titchenal	E	1946
Dick Horne	E	1947

Gordy Soltau (82)	E	1950-51
Carter Campbell	LB	1970
Bruce Elia (55)	LB	1976
Randy Cross (62)	G-C	1971-78
Ken Norton Jr.	LB	1994-Current

## #52

Hal Shoener	E	1948-50
Billy Wilson	E	1951-60
Pete Wismann (22)	C	1952, 54
George Morris	C	1956
Karl Rubke	C	1957-60, 1983-84
Skip Vanderbundt	LB	1968-77
Jeff McIntyre	LB	1979
Bobby Leopold (45)	LB	1980-83
Blanchard Montgomery (38, 60)	LB	1984
John Hill	C	1985
George Cooper	LB	1987
Larry Kelm	LB	1993
Jamal Fountaine (56)	DE	1995
Jim Schwantz	LB	1997
Randy Neal	LB	1998
Joe Zelenka	LS	1999

## #53

Alyn Beals	E	1946-51
Bill Johnson (23)	C	1952-56
Frank Morze (63)	C	1957-61
Mike Dowdle	LB	1963-65
Tommy Hart	DE	1968-77
Dean Moore	LB	1978
Thomas Seabron	LB	1979-80
Milt McColl	LB	1981-87
Bill Romanowski	LB	1988-93
Anthony Peterson	LB	1994-95
James Williams	LB	1997-98

## #54

Gail Bruce (88)	E	1948-51
Joe Manley	LB	1953
Ed Beatty	C	1955-56
Marv Matuszak	LB	1957-58
Bob Harrison	LB	1956-61, 65-67
Ed Pine	LB	1962-64
Harold Hays	LB	1968-69
Marty Huff	LB	1972
Tom Hull	LB	1979
Bill Reid	C	1975
Ed Bradley	LB	1977-78
Bob Martin	LB	1979
Craig Puki	LB	1980-81
Ron Ferrari	LB	1982
Ron Hadley	LB	1987-88
Matt Millen	LB	1989
Mitch Donohue	LB	1991-92
Martin Harrison	LB	1990-93
Lee Woodall	LB	1994-99

## #55

Hank Norberg	E	1946-47
Paul Salata	E	1949-50
Bill Jessup (85)	E	1951
Matt Hazeltine	LB	1955-68
Greg Collins	LB	1975
Bruce Elia (51)	LB	1977-78
Scott Hilton	LB	1979-80
Bob Horn	LB	1982-83
Jim Fahnhorst	LB	1984-90
John Johnson	LB	1991-93
Kevin Mitchell	LB	1994-97
Winfred Tubbs	LB	1998-Current



## #56

Bill Fisk	E	1946-47
Clarence Howell	E	1948
Pete Brown	C	1953-54
Joe Cerne	C	1965-67
Bob Hoskins	DT	1970-75
Fred Quillan	C	1978-87
Martin Harrison	LB	1984
James Johnson	LB	1987
Darren Comeaux (59)	LB	1987
Steve Hendrickson	LB	1989
Jamal Fountaine (52)	DE	1995
Chris Doleman	DE	1996-98
Joe Wesley	LB	1999-Current

## #57

Ed Balatti	E	1946-48
Paul Carr	LB	1955-58
Dennit Morris	LB	1958
Bill Lopasky	G	1961
Floyd Dean (50,82)	LB	1964
Frank Nunley	LB	1967-76
Dan Bunz	LB	1978-84
Jim Kovach	LB	1985
Tom Cousineau (59)	LB	1986-87
Kevin Dean	LB	1987
Sam Kennedy	LB	1988
Brett Faryniarz	LB	1993
Rickey Jackson	DE-LB	1994-95
Randy Kirk	LB-LS	1996-98
Chris Draft	LB	1999

## #58

Nick Susoeff	E	1946-49
Jack Nix	E	1950
Walt Yowarsky	C	1958
Jack Chapple	LB	1965
Walter Johnson	DE	1967
Jim Sniadecki	LB	1969-73
Billy McKoy	LB	1974
Howard Stidham	LB	1977
Marc Nichols	LB	1978
Gordy Ceresino	LB	1979
Keena Turner	LB	1980-90
Todd Kelly	DE	1993-94
Randy Kirk (57)	LB/LS	1999

## #59

Norm Maloney	E	1948-49
Alex Loyd	E	1950
Fritz Greenlee	LB	1969
Willie Harper	LB	1973-83
Gary Moten	LB	1983
Fulton Kuykendall	LB	1985
Keith Browner	LB	1987
Darren Comeaux (56)	LB	1987
Tom Cousineau (57)	LB	1987
Keith DeLong	LB	1989-93
Israel Ifeanyi (95)	DE-ELE	1995
Steve Gordon (64)	C	1997
Reggie Givens	LB	1998-99

## #60

Roland Lakes	DT	1961-70
Bill Sandifer	DT	1974-76
Steve Knutson	G-T	1978
Kenny Times	DT	1980
Mel Land	DE	1980
Mike Calhoun	DT	1980
Jerry Wikinson	DE	1980
John Choma (78)	G-C	1981-82
Blanchard Montgomery (38,52)	LB	1983

Vince Stroth	T	1985
Chuck Thomas	C	1987-92
Joe Rudolph	G	1997
Ben Lynch	C	1999-Current

## #61

Charlie Hunt	LB	1973
Andy Maurer	G	1976
Dan Audick	T-G	1981-82
Jesse Sapolu	C-G	1983-97
Joe Drake	NT	1987

## #62

Jesse Freitas	QB	1946
Jim Powers (15)	HB	1950-51
Bob Toneff (74)	T	1952
Art Michalik	G	1953-54
Mike Magac	G	1960-64
Dave Hettema (65)	T	1967
Randy Cross (51)	G-C	1976
Walt Downing	C-G	1978-83
Guy McIntyre	G	1984-93
Jeremy Newberry	C	1998-Current

## #63

Frank Albert	QB	1946-52
Bruno Banducci (33)	G	1952-54
Monte Clark	T	1959-61
Frank Morze (53)	C	1964
Jim Wilson	G	1965-66
Don Parker	G	1967
Edgar Hardy	G	1973
Dick Enderle	G	1976
Rocky Rasley	G	1976
Eric Scoggins	LB	1982
Terry Beeson	LB	1982
Gary Moten	LB	1983
Jim Leonard	CB	1985
Tracy Franz	G	1987
Ricky Siglar	G-T	1990
Derrick Deese	G	1992-Current

## #64

Parker Hall	QB	1946
Bev Wallace	QB	1947-49
Y.A. Tittle (14)	QB	1951
Visco Grgich (34,38,47)	G	1952
Doug Hogland	G	1953-55
Ed Sharkey	G	1955-56
Ted Connolly (65)	G	1956-62
Dave Wilcox	LB	1964-74
Dale Mitchell	LB	1976
Kyle Davis	C	1978
Ken Bunganda (72)	T	1980
Jack Reynolds	LB	1981-84
Michael Durrette	G	1986-87
Rollin Putizer (76)	NT	1989
Jim Burt	NT	1989-91
Dean Caliguire	C	1991
Ralph Tamm	G	1992-94
Steve Gordon (59)	C	1998

## #65

Ted Connolly (64)	G	1954
Eldred Kraemer	G	1955
Tony Sardisco	G	1956
Charlie Sieminski	T	1963-65
Dave Hettema (62)	T	1967
Randy Beisler	G-T	1969-74
Steve Lawson	G	1976
Ernie Hughes	G	1978-80
Lawrence Pillers	DE	1980-84
Doug Rogers	DE	1986
Kevin Reach	G	1987



Jeff Bregel	G	1987-89
Harry Boatswain	T	1992-94
Ray Brown	G	1996-Current

## #66

Don Burke (38,68,73)	FB/LB	1952-54
John Wittenborn	G	1958-60
Carlton Kammerer	LB	1961-62
Roy Williams	T	1963-64
Elmer Collett	G	1967-72
Bob Penchion	T	1974-75
Johnny Miller	G	1977
Ted Vincent (75)	DT	1979
Bob Nelson	LB	1979
Allan Kennedy	T	1981-84
Limbo Parks (72)	G	1987
Mark Cochran (76)	T	1987
Terry Tausch	G	1989
David Wilkins	LB	1992
Bart Oates	C	1994-95
Kevin Gogan	G	1997-98
Tyrone Hopson	G	1999-Current

## #67

Nick Feher	G	1951-54
Walter Rock	T	1963-67
John Watson	T	1971-76
Ron Singleton	T	1977-80
Jim Nicholson	T	1981
Pete Kugler (77)	DT	1982-83, 1986-90
John Macauley	OL	1984
Billy Shields	T	1984
Roy Foster	G	1991-93
Chris Dalman (50)	G-C	1994-Current

## #68

Dave Sparks	G	1951
Don Burke (38,66,73)	FB/LB	1952
Bob Momsen	G	1952
Lou Palatella	G	1955-58
John Sutro	T	1962
Howard Mudd	G	1964-69
Kevin Hardy (86)	DT-G	1970
Jeff Hart	G	1955
Mark Nordquist	G	1976
John Ayers	G	1976-86
Tim Long	C	1987
Dave Cullity	T	1989

## #69

Jerry Smith	G	1952-53
Bob Hantla	G	1954-55
Woody Peoples	G	1968-77
Riki Ellison (50)	LB	1983
Bruce Collie	T-G	1985-89, 92
Bob Standifer	NT	1987
Tom Nelville	G	1991
Rod Miltstead	G	1994-97
Phil Ostrowski	G	1998-Current

## #70

Tom Dahms	T	1957
Charles Krueger	DT	1959-73

## #71

Zigmond Zamlynsky	HB	1946
Ed Robnett	HB	1947
Verl Lillywhite (81)	HB	1948-50
Keith Fahnhorst	T	1974-87
Brian Bollinger	G	1992-94
Charles Mann	DE	1994
Daryl Price (91,96)	DE	1996
Albert Reese	DT	1997
Chris Ruhman	T	1998
Jeff Bucky	T	1999

## #72

Norm Standlee (32)	FB	1946-51
Ray Collins (43)	T	1952
Bill Herchman	T	1956-59
Leon Donohue	T	1962-64
Charlie Johnson	DT	1966-67
Bill Belk	DE	1968-74
Cleveland Eiam	DT	1975-78
Rueben Vaughan	DT	1979
Ken Bungarada (64)	T	1980
Jeff Stover	DE	1982-88
Limbo Parks (66)	G	1987
Frank Pollack (75)	T-G	1990-91
Mark Thomas	DE	1992-94
Oliver Barnett	DE	1995
Dave Fiore	T/TE	1996
Jamie Brown	T	1998

## #73

Dick Renfro	FB	1946
Ned Matthews (83)	HB	1946
Don Burke (38,66,68)	FB/LB	1950
Hardy Brown	LB	1951-56
Leo Nomellini (42)	T	1952-63
Dave McCormick	T	1966
Lance Olssen	T	1968-69

## #74

Ken Roskie	FB	1946
Leonard Masini	FB	1947-48
Joe Perry	FB	1948-51
Bob Toneff (62)	T	1954-59
Henry Schmidt	T	1959-60
Lou Cordileone	G	1961
Clark Miller	DE	1962-68
Earl Edwards	DT	1969-72
Stan Hindman (80)	DE	1974
Jimmy Webb	DT	1975-80
Fred Dean	DE	1981-85
Steve Wallace	T	1986-96
Dave Fiore	T	1998-Current

## #75

Bishop Strickland	FB	1951
Al Carapella (45)	T	1953-55
Ed Henke (47,89)	DE	1956-60
John Mellekus	C	1962
Clyde Brock	T	1963
Jim Norton	T	1965-66
Forest Blue	C	1968-74
Ed Galigher	DT	1977-79
Ted Vincent (66)	DT	1979-80
John Hart	DT	1981-83-86
Kevin Fagan	DE	1987-93
Frank Pollack (72)	T-G	1994-96
Matt Keneley	DT	1999

## #76

Don Campora (41)	T	1952
Marion Campbell	T	1954-55
Jon Gonzaga	T	1956
Len Rohde	T	1960-74
Bill Cooke	DE	1976
Willie McCray	DE	1978
Dwaine Board	DE	1979-88
Mark Cochran (66)	T	1987
Rollin Putzier (64)	NT	1989
Fred Smerlas	NT	1990
Jacob Green	DE	1992
John Childs	T	1993
Kirk Srafford	G-T	1995-98
Dwayne Ledford	G-T	1999-Current



## #77

Hampton Tanner	T	1951
Hal Miller	T	1953
Sid Youngelman	T	1955
Bruce Bosley	C-G	1956-68
Jean Barrett	T	1973-80
Pete Kugler (67)	DT	1981
William (Bubba) Paris	T	1982-90
Greg Liter	DE	1987
James Parish	T	1993
Karl Wilson	DL	1993
Oliver Barnett	DE	1995
Tim Hanshaw	G	1995-98

## #78

Bob Cross	T	1956-57
John Thomas	G	1958-67
Sam Silas	DE	1969-70
Rolf Krueger	DT	1972-74
Wayne Baker	DT	1975
Archie Reese	DE	1978-81
Lindsay Mason	T	1982
Daryle Skaugstad	DT	1983
Chris Lindstrom	DT	1983
John Choma (60)	G/C	1983
Manu Tuiaosopo	DT	1984-86
Gary Hoffman	T	1987
Pierce Holt (98)	DE	1989-92
Michael Brandon	DE	1995-96
Shane Bonham	DT	1998-99

## #79

Bob St. Clair	T	1953-64
Casimir Bandaszek	T	1967-77
Al Cowlings	DE	1979
Jim Stuckey	DE	1980-85
Glen Collins	DE	1987
Harris Barton	T	1987-98
Dan Dercher	T	1999-Current

## #80

Jackson Brumfield	E	1954
Charles Smith	E	1956
Jerry Mertens	HB	1958-65
Stan Hindman (74)	DE	1966-71, '73
Mike Bettiga	WR	1973
Steve Rivera	WR	1976
Terry LeCount	WR	1978
Eason Ramson	TE	1979-83
Jerry Rice	WR	1985-Current

## #81

Len Eshmont	HB	1946-49
Dan Sandifer	DB	1950
Verl Lillywhite (71)	HB	1951
Dave Parks	E	1964-67
Leo Johnson	WR	1969-70
Ed Beverly	WR	1973
Willie McGee	E	1976
Ken MacAfee	TE	1978-79
Matt Bouza	WR	1981
Russ Francis	TE	1982-87
Wes Chandler	WR	1988
Jamie Williams	TE	1989-93
Ed McCaffrey	WR	1994
Mike Caldwell (13, 17)	WR	1995
Terrell Owens	WR	1996-Current

## #82

Pete Franceschi	HB	1946
Joe Vetrano	HB	1946-49
Emil Sitks	HB	1950
Joe Arenas (22)	HB	1951
Gordy Soltau (82)	E	1952-58

Jerry Wilson	LB	1960
Floyd Dean (50, 57)	LB	1963
Bob Poole	TE	1964-65
Ted Kwalick	TE	1969-74
Len Garrett	TE	1975
Lon Boyett	TE	1978
Bob Bruer	TE	1979-80
Lewis Gilbert	TE	1980
Brian Peets	TE	1981
Tony Cline	DE	1976
Terry Greer (29, 83)	WR	1987
John Taylor	WR	1986-95
Irv Smith	TE	1998
Shonn Bell	TE	1999-Current

## #83

Ken Casanega	HB	1946, 1948
Ned Matthews (73)	HB	1947
Sam Cathcart (86, 28)	HB	1949-50
Rex Berry (23)	HB	1951
Pat O'Donahue	E	1953
Clay Matthews (46)	E	1953-55
Gordon Kelly	LB	1960-61
Sonny Randle	E	1967
Terry Beasley (88)	WR	1972-73
Kenny Harrison	WR	1976-78
Renaldo Nehemiah	WR	1982-84
Derrick Crawford	WR	1986
Carl Monroe (32)	HB	1983-87
Terry Greer (29, 82)	WR	1988-89
Ronald Lewis	WR	1990-92
Sanjay Beach (86)	WR	1993
J.J. Stokes	WR	1995-Current

## #84

Parker Hall	QB	1946
Earle Parsons	HB	1946-47
Billy Wilson	E	1951-60
Gary Knafelc	E	1963
Vern Burke	E	1965
Dave Olerich	E	1967-68, 1972-73
Tom Mitchell	TE	1974-77
Elmo Boyd	WR	1978
Mike Schumann	WR	1978-79, 1981
Darius Durham	WR	1983
Al Dixon	TE	1984
Ken Margerum	WR	1986-87
Thomas Henley	WR	1987
Brent Jones (88)	TE	1988-97
Tony Cline	TE	1999

## #85

Eddie Carr	HB	1947-49
Bob White (25)	HB	1951
Bill Jessup (55)	E	1951-52, 1954-58
Al Endriss	E	1952
Monty Stickles	TE	1960-67
Clifton McNeil	CB	1968-69
Preston Riley	WR	1970-72
Robert West	WR	1974
Bill Larson	TE	1975
Paul Seal	TE	1977-79
Jimmy Robinson	WR	1980
Michael Wilson	WR	1981-90
Trot Kyles	WR	1992
John Brandes	TE	1993
Ted Popson	TE	1994-95
Greg Clark	TE	1997-Current

## #86

Sam Cathcart (28, 83)	HB	1949-50
Jackson Brumfield	E	1954
Tom Stohlhandske	E	1955
Clyde Conner	E	1956-63
Dan Colchico	DE	1960-64, 1967



Steve Smith	TE	1966-67
Kevin Hardy (68)	DT-G	1968-69
Cedrick Hardman	DE	1970-79
Charlie Young	TE	1980-82
John Frank	TE	1984-88
Tony Gladney	WR	1987
Mike Barber	WR	1989
Sanjay Beach (83)	WR	1991
Odessa Turner	WR	1992-93
Brett Carolan	TE	1994-95
Sean Manuel	TE	1996
Chad Fann	WR	1997-99

## #87

Charles Powell	E	1952-53, 1955-57
Fred Dugan	E	1958-59
Dee Mackey	TE	1960
Dan LaRose	DE	1965
Tom Holzer	DE	1967
Mike Raines	DT	1974
Jim Lash	WR	1976
Rick DeSimone	TE	1978
Larry Jones (21)	WR	1978
Jack Steptoe	WR	1978
Dwight Clark	WR	1979-87

## #88

Forrest Hall	HB	1948
Don Garlin	HB	1949-50
Pete Schabarum (43)	HB	1951
Gail Bruce (54)	E	1952
Harry Babcock	E	1953-55
Clyde Conner	E	1956-63
Dick Witcher (34)	E	1963-73
Terry Beasley (83)	WR	1974
Rick Jennings	WR	1977
Freddie Solomon	WR	1978-85
Chris Dressel (47)	TE	1992
Brent Jones (84)	TE	1987
Calvin Nicholas	WR	1988
Mike Sherrard	WR	1989-92
Nate Singleton	WR	1993-95
Mark Harris (19)	WR	1997-99

## #89

Ed Henke (47, 75)	DE	1952
Bob Van Doren	E	1953
Floyd Sagely	E	1954-56
Ted Vaught	E	1955
Aaron Thomas	E	1961
Kent Kramer	TE	1966
Bob Windsor	TE	1967-71
Keith Fahnhorst	T	1974-87
Jim Obradovich	TE	1976
James Owens (20)	WR	1980
Earl Cooper (49)	FB-TE	1983-85
Wesley Walls	TE	1989-93
Ron Heller	TE	1987-88
Chris Thomas	WR	1995
Iheanyi Uwaezuoke	WR	1996-98
Tai Streets	WR	1999-Current

## #90

Jim Krah	DT	1980
George Visger	DT	1980
Mike Clark	DE	1982
Todd Shell	LB	1984-87
Mark Korff	LB	1987
Darin Jordan	LB	1991-94
Junior Bryant	DE	1995-Current

## #91

John Strzykalski (45)	HB	1946-51
Larry Roberts	DE	1986-92
Rhett Hall	DT	1994

Alfred Williams	DE	1995
Daryl Price (72, 96)	DE	1996-97
Kevin Greene	DE/LB	1997
Chike Okeafor	DE	1999-Current

## #92

Joe Vetrano (82)	HB	1946
Paul Crowe	HB	1948
Lowell Wagner (42)	HB	1949-51
Scott Garnett	NT	1985
Reno Patterson	DE	1987
Kevin Lilly	NT	1988-89
Tim Harris	LB	1991-92, 1994, 1995
Troy Wilson	LB-DE	1993-94
Mike Flores	DE	1995
Roy Barker	DE	1996-1998
Reggie McGrew	DT	1999-Current

## #93

Don Durdan	HB	1946
Jim Cason (43)	HB	1948-51
Clyde Glover	DE	1987
Garin Veris	DE	1992
Greg Joelson	DE	1991
Matt LaBounty	DE	1992-93
David Richie (94)	DE	1999

## #94

Earl Parsons	HB	1946
Wally Yonamine	HB	1947
Bob Sullivan	HB	1948
Royal Cathcart	HB	1950
Howie Livingston	HB	1950
Louie Kelcher	NT	1984
Charles Haley (95)	LB	1992-94, 1999
Dana Stubblefield	DT	1993-97
David Richie (93)	DT	1998

## #95

Michael Carter	NT	1984-92
Artie Smith	DL	1993-94
Richard Dent	DE	1994
Israel Ifeanyi (59)	DE-ELE	1996
Marvin Washington	DE	1997, 1999
Charles Haley (94)	DE	1999

## #96

Dennis Harrison	DE	1986
Elston Ridge	DE	1987
Daniel Stubbs	DE	1988-89
Dennis Brown	DE	1990-96
Daryl Price (71, 91)	DE	1997
Jeff Posey	DE	1998-Current

## #97

Gary Johnson	DT	1984-85
Doug Mikolas	NT	1987-88
Ted Washington	NT	1991-93
Bryant Young	DT	1994-Current

## #98

Greg Boyd	DE	1985
Jerry Keeble	LB	1987
Pierce Holt (78)	DE	1988
Antonio Goss	LB	1989, 1991-95
Gabe Wilkins	DE/DT	1998-99

## #99

Jim Monachino (49)	HB	1951
Michael Walter	LB	1984-93
Greg Wilks	LB	1987
Artie Smith (95)	DT	1994
Tim Harris	LB	1994, 1995
David Benefield	LB	1996
Brentson Buckner	DT	1998-99



# 49ERS' AAFC DRAFTS (1946-49)

## 1947

- Davis, Glenn  
B, Army
- 1. LeForce, Clyde  
B, Tusla, 6
- 2. Wiese, Bob  
B, Michigan, 14
- 3. Duke, Paul  
C, Georgia Tech, 22
- 4. Samuel, Don  
B, Oregon State, 30
- 5. Satterfield, Alf  
T, Vanderbilt, 38
- 6. Zilly, John  
E, Notre Dame, 46
- 7. Knight, Gene (Red)  
B, LSU, 54
- 8. Malmberg, Charlie  
T, Rice, 62
- 9. Leonetti, Bob  
G, Wake Forest, 70
- 10. Broyles, Frank  
QB, Georgia Tech, 78
- 11. Tyree, Jim  
E, Oklahoma, 86
- 12. Robnett, Ed  
B, Texas Tech, 94
- 13. Slater, Walter  
B, Tennessee, 102
- 14. Wheeler, Earl  
C, Arkansas, 110
- 15. Proctor, Les  
G, Texas, 118
- 16. DeRogatis, Al  
T, Duke, 126
- 17. Tullios, Earl  
T, LSU, 132
- 18. Meeks, Bryant  
C, South Carolina, 138
- 19. Royston, Ed  
G, Wake Forest, 144
- 20. Burngardner, Max  
E, Texas, 150

## 1948

- 1. Scott, Joe  
B, San Francisco, 5
- 3. Cason, Jim  
B, LSU, 15
- 4. McCormick Walt  
C, USC, 23
- 6. Land, Fred  
T, LSU, 32
- 7. O'Reilly, Phil  
T, Purdue, 38
- 9. Luongo, Bill  
B, Pennsylvania, 50
- 11. Steckroth, Bob  
E, William & Mary, 62
- 12. Malinowski, Gene  
C, Detroit, 70
- 13. Modzelski, Len  
T, Scranton, 78
- 14. Rideout, Les  
T, Bowling Green, 86
- 15. Olsonoski, Larry  
T, Purdue, 94
- 16. Matulich, Wally  
B, Mississippi State, 102
- 17. Ravensberg, Bob  
E, Indiana, 110
- 18. Pritula, Bill  
T, Michigan, 118
- 19. Fitzgerald, Art  
B, Yale, 126
- 20. Barbolak, Pete  
T, Purdue, 134
- 21. Loepfe, Dick  
T, Wisconsin, 142
- 22. Heck, Bob  
E, Purdue, 150
- 23. Lanhorne, Floyd  
G, Texas Tech, 158
- 24. Bryant, Goble  
B, Pennsylvania, 174
- 25. Talarico, Bill  
B, Pennsylvania, 174
- 26. Marshall, Everett  
T, Pennsylvania
- 27. Moss, Perry  
B, Illinois, 190
- 28. Bell, Bill  
QB, Muhlenberg, 198
- 29. Siegert, Herb  
G, Illinois, 206
- 30. Williams, Frank  
B, Utah State, 214

## 1949 AAFC SECRET

### SAN FRANCISCO

- 1. Stautner, Ernie  
T, Boston College
- 2. Winkler, Jim  
T, Texas A & M

## 1949

- 1. Fritz, Chester  
T, Missouri, 7
- 3. Lovuolo, Frank  
E, St. Bonaventure, 20
- 4. De Nola, Mike  
B, Scranton, 28
- 5. Brodnax, George  
E, Georgia Tech, 36
- 6. Hamberger, John  
T, So. Methodist, 44
- 7. Steigman, Dan  
C, North Carolina, 52
- 8. Reid, Bernie  
G, Georgia, 60
- 9. Wendt, Fred  
B, Texas-El Paso, 68
- 10. Flowers, Dick  
T, Alabama, 76
- 11. Lund, Bob  
B, Tennessee, 84
- 12. Baker, Jon  
G, California, 92
- 13. Reichert, Jim  
G, Arkansas, 100
- 14. Garlin, Don  
B, California, 106
- 15. Wismann, Pete  
C, St. Louis
- 16. Hobbs, Homer  
G, Georgia, 124
- 25. Schoultz, Paul  
B, Miami (Ohio), 171
- 26. Kelly, Jack  
T, Louisiana Tech, 176
- 27. Flanakin, Jasper  
E, Baylor, 181
- 28. Smith, Rudy  
T, Louisiana Tech, 186
- 29. Long, Gordon  
B, Arkansas, 191



# 49ERS' ALL-TIME NFL DRAFT

## 1950

(January 21-22, 1950)  
(Drafted Alternately 9-10)

1. **NOMELLINI, LEO**  
T, 6-3, 260, Minnesota
2. **CAMPORA, DON**  
T, 6-3, 270, Pacific
3. **COLLINS, RAY**  
T, 6-0, 230, LSU
4. **BAILEY, MORRIS**  
E, 6-2, 215, Texas Christian
5. **KANE, HARRY**  
C, 6-1, 215, Pacific
6. **VAN POOL, DON**  
E, 6-3, 225, Oklahoma
7. **BERRY, LINDY**  
B, 6-0, 180, Texas Christian
8. **WILLIAMS, ELLERY**  
E, 6-2, 200, Santa Clara
9. **ZINACH, PETE**  
B, 6-0, 190 West Virginia
10. **CELERI, BOB**  
B, 5-10, 175, California
11. **DOW, HARLEY**  
T, 6-2, 220, San Jose State
12. **BURKE, DON**  
B, 6-0, 235, USC
13. **CECCONI, LOU**  
B, 5-8, 171, Pittsburgh
14. **PAYNE, TOM**  
E, 6-2, 200, Santa Clara
15. **CRAMPSEY, LEO**  
E, 6-1, 195, St. Bonaventure
16. **SHAW, CHARLEY**  
G, 6-3, 195, Oklahoma A&M
17. **VAN METER, CLIFF**  
B, 6-1, 198, Tulane
18. **GENITO, RALPH**  
B, 5-11, 180, Kentucky
19. **KLEIN, FORREST**  
G, 6-0, 205, California
20. **NIX, JACK**  
E, 6-2, 205, USC
21. **ALKER, GUERIN**  
C, 6-1, 207, Loyola
- +22. **WILSON, BILLY**  
E, 6-3, 198, San Jose State
23. **WILLIAMS, JIM**  
E, 6-2, 185, Rice
24. **WYMAN, BILL**  
T, 6-2, 220, Rice
25. **DUNN, BOB**  
G, 6-2, 200, Dayton
26. **POWERS, JIM**  
B, 6-0, 183, USC
27. **JOHNSON, KEN**  
G, 6-3, 200, Pacific
28. **HALL, CHARLEY**  
B, 6-1, 190, Arizona
29. **WHELAN, BOB**  
B, 5-11, 175, Boston U.
30. **STILLWELL, BOB**  
E, 6-0, 200, USC

## 1951

(January 18-19, 1951)  
(Drafted Alternately 2-3)

1. **TITTLE, Y.A.**  
QB, 6-0, 190, LSU
2. **SCHABARUM, PETE**  
HB, 5-11, 185, California

## 3. MIXON, BILL

HB, 5-11, 197, Georgia

## 4. Choice to Cleveland

## 5. (A) STEERE, DICK

T, 6-3, 225, Drake

## 5. (B) CARAPPELLA, AL

(Choice from Chicago Cardinals)

T, 6-0, 235, Miami (FLA)

## 6. STRICKLAND, BISHOP

HB, 5-10, 195, USC

## 7. FORBES, DICK

E, 6-2, 215, St. Ambrose

## 8. ARENAS, JOE

HB, 5-11, 180, Omaha

## 9. VAN ALSTYNE, BRUCE

E, 6-3, 205, Stanford

## 10. FEHER, NICK

G, 6-0, 220, Georgia

## 11. JESSUP, BILL

E, 6-1, 195, USC

## 12. MONACHINO, JIM

HB, 5-10, 190, California

## 13. MARVIN, DICK

E, 6-3, 190, Georgia Tech

## 14. BERRY, REX

B, 5-11, 180, Brigham Young

## 15. SPARKS, DAVE

G, 6-1, 228, South Carolina

## 16. WHITE, BOB

B, 5-11, 174, Stanford

## 17. MICHALIK, ART

G, 6-2, 225, St. Ambrose

## 18. MURPHY, JIM

T, 6-3, 240, Xavier

## 19. PHILLIPS, JOHN

B, 6-0, 178, Mississippi State

## 20. TATE, AL

T, 5-11, 210, Illinois

## 21. BROWN, HARDY

B, 6-0, 195, Tulsa

## 22. WINSLOW, DWIGHT

B, 6-3, 205, Boise J.C.

## 23. BRUNSWALD, WALLY

HB, 6-0, 170, Gustavus Adolphus

## 24. KINSFORD, TOM

B, 5-11, 180, Montana

## 25. PETERSON, MIKE

E, 6-1, 201, Denver

## 26. CARPENTER, KEITH

T, 6-3, 226, San Jose State

## 27. LUNG, RAY

G, 5-9, 209, Oregon

## 28. ROHAN, JACK

HB, 6-0, 185, Loras College

## 29. GARNETT, S.P.

T, 6-3, 215, Kansas

## 30. FASKE, JERRY

HB, 5-9, 190, Iowa

## 4. CAMPBELL, MARION

T, 6-3, 245, Georgia

## 5. O'DONAHUE, PAT

E, 6-1, 205, Wisconsin

## 6. BEASLEY, JIM

C, 6-4, 215, Tulsa

## 7. ROBISON, DON

B, 6-1, 190, California

## 8. SMITH, JERRY

T, 6-1, 230, Wisconsin

## 9. CHRISTIAN, GLEN

HB, 5-10, 180, Idaho

## 10. WEST, CARL

B, 6-2, 214, Mississippi

## 11. KIMMEL, J.D.

T, 6-4, 245, Army - Houston

## 12. SNYDER, FRED

E, 6-1, 180, Loyola

## 13. YEAGER, RUDY

T, 6-3, 210, LSU

## 14. SIMONS, FRANK

E, 6-3, 195, Nebraska

## 15. NORMAN, HALDO

E, 6-3, 200, Gustavus Adolphus

## 16. MEYERS, BOB

B, 6-2, 185, Stanford

## 17. BALDOCK, AL

E, 6-2, 200, USC

## 18. CAREY, BILL

E, 6-4, 219, Michigan State

## 19. TALARICO, SAM

T, 6-0, 207, Indiana

## 20. YATES, JESS

E, 6-2, 190, LSU

## 21. OFFIELD, GENE

E, 5-11, 195, Hardin-Simmons

## 22. COZAD, JIM

T, 6-2, 215, Santa Clara

## 23. GLAZIER, BILL

E, 6-1, 189, Arizona

## 24. KREUGER, RALPH

T, 6-3, 225, California

## 25. LAUGHLIN, HENRY

B, 6-1, 200, Kansas

## 26. KANE, DICK

G, 6-3, 215, Cincinnati

## 27. SCHAFF, WALDO

T, 6-3, 210, Oklahoma A&M

## 28. PALUMBO, JOE

G, 5-10 1/2, 205, Virginia

## 29. MOSHER, CHUCK

E, 6-3, 200, Colorado

## 30. PATRICK, DICK

C, 6-2, 215, Oregon

## 1953

(January 22, 1953)  
(Drafted Alternately 9-8-7)

## 1. (A) Bonus Choice: BABCOCK, HARRY

E, 6-2, 196, Georgia

## 1. (B) STOLHANDSKE, TOM

E, 6-2, 210, Texas

## 2. MORRIS, GEORGE

C, 6-3, 235, Georgia Tech

## 3. ST. CLAIR, BOB

T, 6-7, 250, USF-Tulsa

## 4. FULLERTON, ED

B, 6-0, 205, Maryland

## 5. MILLER, HAL

T, 6-4, 240, Georgia Tech

## 1952

(January 17, 1952)  
(Drafted Alternately 8-9)

## 1. McELHENNY, HUGH

HB, 6-1, 198, Washington

## 2. TONEFF, BOB

T, 6-2, 252, Notre Dame

## 3. (A) SHANNON, GENE

HB, 5-11, 180, Houston  
(Choice from Chicago Cards)

## (B) TIDWELL, BILLY

HB, 5-9, 178, Texas A&M



6. Choice to Chicago Bears
7. CARR, PAUL  
B. 6-0, 205, Houston
8. HOGLAND, DOUG  
T. 6-3, 225, Oregon State
9. LEDYARD, HAL  
QB, 6-01 1/2, 185,  
UT-Chattanooga
10. BROWN, PETE  
G. 6-2, 217, Georgia Tech
11. CHARLTON, AL  
B. 5-11, 185, Washington  
State
12. LEACH, CARSON  
G. 5-10, 218, Duke
13. EARLEY, BILL  
B. 6-1, 198, Washington
14. FLETCHER, TOM  
B. 6-0, 195, St. Mary's -  
Arizona State
15. GENTHNER, CHARLEY  
T. 6-2, 225, Texas
16. DURIG, FRED  
B. 6-1, 200, Bowling Green
17. LATHAM, HUGH  
T. 6-3, 225, San Diego State
18. WACHOLZ, STAN  
E. 6-3 1/2, 200, San Jose State
19. DuCLOS, KING  
E. 6-3, 218, Texas Western
20. HUIZINGA, RAY  
T. 6-5, 230, Northwestern
21. BAHNSEN, KEN  
B. 5-10, 200, North Texas  
State
22. ROBBINS, LAVERNE  
G. 5-11 1/2, 225, Midwestern
23. HUNT, TRAVIS  
T. 6-1, 220, Alabama
24. MORGAN, ED  
B. 6-1, 195, Tennessee
25. STOCKERT, ERNIE  
E. 6-6, 220, UCLA
26. COOPER, HARLEY  
B. 6-1, 195, Arizona State
27. McCLEOD, RALPH  
E. 6-4, 205, LSU
28. NOVIKOFF, TOM  
B. 6-0, 195, Oregon
29. STILLWELL, DON  
E. 6-1, 180, USC
30. No pick as result of  
BONUS CHOICE

## 1954

(January 28, 1954)  
(Drafted 10th)

1. FALONEY, BERNIE  
QB, 6-1, 190, Maryland
2. RUCKA, LEO  
G. 6-3, 225, Omaha
3. KORCHECK, STEVE  
C. 6-1, 205, George  
Washington
4. BOXHOLD, CHARLIE  
HB, 5-11, 186, Maryland
5. (A) HANTLA, BOB  
(Choice from Pittsburgh)  
G. 6-1, 220, Kansas
5. (B) MINCEVICH, FRANK  
G. 6-2, 245, South Carolina
6. SAGELY, FLOYD  
E. 6-1, 187, Arkansas
7. YOUNGELMAN, SID  
T. 6-3, 247, Alabama
8. Choice to Cleveland

9. CONNOLLY, TED  
G. 6-3, 230, Santa Clara-Tulsa
10. GOSS, DON  
T. 6-5, 260, SMU
11. SKOCKO, JOHN  
E. 6-3, 220, USC
12. EASTERWOOD, HAL  
C. 6-0, 195, Mississippi State
13. WILLIAMS, MORGAN  
G. 6-1 1/2, 195, Texas Christian
14. WILLIAMS, SAM  
HB, 6-1, 190, California
15. (A) GOSSAGE, EDWARD  
(Choice from Green Bay)  
T. 6-3, 200, Georgia Tech.
15. (B) PALUMBO, SAM  
G. 6-2, 220, Notre Dame
16. FIVEASH, BOBBY  
HB, 5-11, 185, Florida State
17. KAUTZ, KARL  
T. 6-2, 245, Texas Tech
18. KAY, MORRIS  
E. 6-2, 204, Kansas
19. EDMISTON, BOB  
T. 6-2, 255, Temple -  
Michigan State
20. DIPIETRO, FRANK  
B. 6-1, 197, Georgia
21. ALSUP, HOWARD  
T. 6-4, 230, Middle Tennessee  
State
22. REYNOLDS, RALPH  
B. 6-0, 186, North Texas State
23. FENSTEMAKER, LEROY  
QB, 6-2, 205, Rice
24. DANIELS, JERRY  
T. 6-1, 230, Tennessee Tech
25. PLATT, JOHN  
FB, 6-2, 215, Elon - Kentucky
26. BELLO, PETE  
C. 6-0, 205, Pasadena City  
College
27. BAKER, ED  
G. 6-1 1/2, 225, Omaha
28. GARBRECHT, BOB  
FB, 6-1, 205, Rice
29. DUNN, TED  
B. 6-1, 200, Murray State -  
Washington (Missouri)
30. FOLKS, DON  
E. 6-2, 210, Houston

## 1955

(January 27-28, 1955)  
(Drafted Alternately 8-9)

1. MOEGLE, DICK  
HB, 6-0, 180, Rice
2. MORZE, FRANK  
T. 6-4, 245, Boston College
3. HARDY, CARROLL  
HB, 6-0, 185, Colorado
4. HAZELTINE, MATT  
C. 6-2, 201, California
5. KRAEMER, ELDRED  
T. 6-3, 235, Pittsburgh
6. LUNA, BOBBY  
HB, 5-11, 183, Alabama
7. DEAN, JOHN  
QB, 6-1, 195, VPI
- + 8. MEYERS, FRED  
QB, 6-2, 205, Oklahoma
- + 9. PREZIOSO, FRED  
T. 6-2, 245, Purdue
10. ASHBACHER, RON  
E. 6-3, 220, Oregon State

11. RATELLA, RUDY  
E. 6-3 1/2, 215, Omaha
- +12. PALATELLA, LOU  
T. 6-2, 230, Pittsburgh
13. GASKELL, RICHIE  
E. 6-2, 195, George Washington
14. McKEITHAN, NICK  
HB, 6-1, 195, Duke
15. HESS, BURDETTE  
G. 6-0, 220, Idaho
16. HALL, JIM  
E. 6-2, 195, Auburn
17. NEWTON, BOB  
G. 6-2, 220, San Diego State
18. PHEISTER, RON  
E. 6-2, 210, Oregon
19. GARZOLI, JOHN  
T. 6-7, 265, California
20. DYER, GLEN  
QB, 6-5, 200, Texas
21. MADEROS, GEORGE  
E. 6-1, 195, Chico State
22. VANN, PETE  
QB, 6-1, 189, Army
- +23. GUNNARI, TOM  
T. 6-2, 220, Washington State
24. HEASTON, BOB  
G. 6-2, 222, Cal Poly - SLO
25. WADE, DEWEY  
E. 6-1, 225, Kansas State
26. KERR, JOHNNY  
E. 6-0, 170, Purdue
- +27. SHOCKEY, DICK  
QB, 6-3, 210, Marquette
28. SANDERS, DON  
HB, 6-0, 185, Stanford
- +29. KNIEDINGER, OTTO  
T. 6-2, 230, Penn State
- +30. GONGOLA, BOB  
QB, 6-3, 180, Illinois

## 1956

(Nov. 29, 1955/Jan. 19, 1956)  
(Drafted Alternately 1-2)

1. MORRALL, EARL  
QB, 6-1, 190, Michigan State
2. BOSLEY, BRUCE  
T. 6-2, 240, West Virginia
3. HERCHMAN, BILL  
T. 6-2, 249, Texas Tech
4. PAJACZKOWSKI, FRANK  
HB, 6-0, 187, Richmond
5. Choice to Los Angeles
6. SARDISCO, TONY  
G-LB, 6-2, 210, Tulane
- + 7. BARNES, LARRY  
FB, 6-1, 215, Colorado A&M
8. SMITH, CHARLES  
E. 6-2, 200, Abilene Christian
9. COX, JIM  
E. 6-3, 190, Cal Poly - SLO
10. ZALESKI, JERRY  
HB, 5-10, 195, Colorado A&M
11. PELL, STEWART  
T. 6-4, 225, North Carolina
12. SWEDBERG, ROGER  
TE, 6-1, 220, Iowa
13. MOODY, RALPH  
HB, 6-0, 195, Kansas
- +14. OWENS, R.C.  
E. 6-3, 205, College of Idaho
15. (A) HENDERSON, REED  
G-T, 6-2, 235, Utah State
15. (B) BOYD, GENE  
(Choice from Pittsburgh)  
HB, 6-0, 200, Abilene Christian



16. **HERRING, GEORGE**  
QB, 6-3, 200, Mississippi Southern
17. **WEIS, RICHARD**  
T, 6-1, 230, Mississippi
- +18. **YELVERTON, BILLY**  
TE, 6-4, 215, Mississippi
19. **ARRIGONI, PETE**  
HB, 6-0, 185, Arizona
20. **SCARBROUGH, BOB**  
C-G, 6-1, 210, Auburn
21. **JOYNER, L.C.**  
HB-E, 6-1, 185, Contra Costa J.C.
22. **WESSMAN, CLARENCE**  
E, 6-3, 235, San Jose State
23. **MONROE, MIKE**  
HB, 6-1, 205, Washington
25. **WALLACE, ED**  
G, 6-3, 260, San Diego J.C.
25. **GOAD, PAUL**  
HB, 6-0, 200, Abilene Christian
26. **LOUDD, ROMMIE**  
E, 6-0, 215, UCLA
27. **GUSTAFSON, JERRY**  
QB, 6-2, 190, Stanford
- +28. **DREW, JERRY**  
FB, 5-10, 195, California
29. **BENSON, DEAN**  
E, 6-3, 195, Willamette
- +30. **MITCHELL, BOB**  
G-T, 6-0, 204, Puget Sound

## 1957

(November 27, 1956)  
(Drafted 2nd)

1. **BRODIE, JOHN**  
QB, 6-1, 195, Stanford
2. **WOODSON, ABE**  
HB, 5-11, 185, Illinois
3. **Choice to Los Angeles**
4. (A) **RIDLON, JIM**  
HB, 6-1, 195, Syracuse
4. (B) **SANDUSKY, MIKE**  
(Choice from Chicago Cardinals)  
G, 5-11, 228, Maryland
5. **RUBKE, KARL**  
C, 6-4, 235, USC
6. (A) **HUNTER, JIM**  
HB, 6-0, 195, Missouri
6. (B) **RHODES, BILL**  
(Choice from Philadelphia)  
HB, 6-0, 200, Western State
- +7. **DUGAN, FRED**  
E, 6-3, 195, Dayton
8. **PITTS, ERNIE**  
E, 6-2, 190, Denver
- +9. **BRUECKMAN, CHARLES**  
C-LB, 6-2, 218, Pittsburgh
- +10. **HURST, JERRY**  
T, 6-7, 240, Middle Tennessee
- +11. **DAVIS, TOM**  
HB, 6-2, 205, LSU
- +12. **SINGTON, FRED**  
T-G, 6-1, 225, Alabama
13. **MACKEY, CHARLES**  
E, 6-4, 190, Arizona State
14. **WARZEKA, RON**  
T, 6-3, 235, Montana State
- +15. **KAISER, EARL**  
HB, 6-0, 190, Houston
16. **KRISTOPAITIS, VIC**  
FB, 6-2, 205, Dayton
17. **KUHN, DAVE**  
C-LB, 6-1, 220, Kentucky

18. **GUY, RICHARD**  
G, 6-3, 225, Ohio State
19. **BABB, GENE**  
FB, 6-2, 210, Austin
20. **DeLOACH, SID**  
G, 6-1, 220, Duke
21. **WILCOX, FRED**  
HB, 6-1, 185, Tulane
22. **TRIPP, PAUL**  
T, 6-3, 240, Idaho State
23. **THOMAS, JOHN**  
E, 6-5, 215, Pacific
24. **LADNER, JOHN**  
E, 6-2, 205, Wake Forest
25. **MEYER, RAY**  
FB, 5-11, 210, Lamar Tech
- +26. **TOPPING, TOM**  
T-G, 6-2, 215, Duke
27. **VICIC, DON**  
FB, 6-1, 210, Ohio State
28. **CURTIS, BILL**  
HB, 6-3, 180, Texas Christian
29. **HALLBECK, VERN**  
LB, 6-2, 213, Texas Christian
30. **PARKS, GEORGE**  
QB, 6-2, 205, Lamar Tech

## 1958

(Dec. 2, 1957/Jan. 28, 1958)  
(Drafted Alternately 8-9)

1. (A) **PACE, JIM**  
(Choice from Pittsburgh)  
HB, 6-0, 195, Michigan
1. (B) **KRUEGER, CHARLES**  
T, 6-4, 230, Texas A&M
- +2. **NEWMAN, BOB**  
QB, 6-2, 190, Washington State
3. **HOPPE, BOB**  
HB, 6-0, 190, Auburn
4. **VARONE, JOHN**  
HB, 5-11, 190, Miami (Fla.)
5. **ATKINS, BILL**  
HB, 6-1, 200, Auburn
6. **SCHMIDT, HENRY**  
T, 6-4, 245, Trinity College
7. **Choice to Detroit**
8. (A) **MILLS, RON**  
HB, 6-1, 180, West Texas State
- +8. (B) **BURTON, LEON**  
(Choice from Chicago Cardinals)  
HB, 5-9, 170, Arizona State
9. **TROUTMAN, GEORGE**  
C, 6-4, 260, Capitol (Ohio)
- +10. **HECKMAN, VEL**  
T, 6-0, 230, Florida
- +11. **WHARTON, ROBERT**  
T, 6-2, 238, Houston
12. **WILLIAMS, PETE**  
T, 6-1, 225, Lehigh
13. (A) **DUKES, HAROLD**  
E, 6-2, 225, Michigan State
13. (B) **YORE, JAMES**  
(Choice from Pittsburgh)  
FB, 6-2, 225, Indiana
14. **FIELDS, MAX**  
HB, 5-10, 185, Whittier College
15. **Choice to Detroit**
16. **SHIRKEY, GEORGE**  
T, 6-4, 250, Stephen F. Austin
17. **WITTENBORN, JOHN**  
T, 6-2, 238, SE Missouri St.
18. **MORRIS, DENNIT**  
G-LB, 6-1, 230, Oklahoma
19. **MUSHATT, RANNIE**  
G, 6-4, 244, Grambling
20. **MERTENS, JERRY**  
E, 6-0, 185, Drake
21. **CHRISTIAN, DON**  
HB, 6-0, 190, Arkansas
22. **HARTMAN, BRUCE**  
T, 6-0, 245, Luther College
23. **FIELDS, LARRY**  
HB, 6-0, 200, Utah
- +24. **MACKEY, DEE**  
E, 6-5, 227, E. Texas St.
25. **KAUZMAREK, BILL**  
C, 6-0, 225, SW Missouri St.
- +26. **HILL, HILLARD**  
E, 6-1, 188, USC
27. **WITUCKI, BOB**  
E, 6-3, 225, Notre Dame
28. **WARREN, GARLAND**  
C, 6-1, 225, No. Texas St.
29. **HODGES, HERMAN**  
HB, 6-2, 210, Sam Houston
- +30. **STAJURA, TED**  
T, 6-0, 250, Pittsburg State

## 1959

(Dec. 2, 1958/Jan. 22, 1959)  
(Drafted 6th)

1. (A) **BAKER, DAVE**  
HB, 6-0, 190, Oklahoma
1. (B) **JAMES, DAN**  
(Choice from Pittsburgh)  
C, 6-2, 250, Ohio State
2. **HARRISON, BOB**  
LB, 6-2, 227, Oklahoma
3. **DOVE, EDDIE**  
HB, 6-2, 183, Colorado
4. **CLARK, MONTE**  
DT, 6-6, 260, USC
5. **GEREMIA, FRANK**  
T, 6-3, 245, Notre Dame
6. **BAYARO, WALLY**  
T, 6-4, 245, Holy Cross
- +7. (A) **COLCHICO, DAN**  
E, 6-4, 225, San Jose State
7. (B) **ROGERS, DON**  
(Choice from Chicago Cardinals)  
LB, 6-2, 245, South Carolina
8. **AKIN, LEWIS**  
E, 6-4, 210, Vanderbilt
9. **GREEN, ROBERT**  
HB, 5-11, 175, Florida
10. **NAGURSKI, BRONKO**  
T, 6-2, 225, Notre Dame
11. **HAYS, JACK**  
HB, 6-2, 190, Trinity College
12. **KORUTZ, BILL**  
C, 6-2, 250, Dayton
13. **LOPASKY, BILL**  
G, 6-2, 235, West Virginia
14. **DUKES, MICHAEL**  
FB-LB, 6-3, 218, Clemson
15. **BELLAND, JOE**  
HB, 5-10, 182, Arizona State
16. **COOK, BOB**  
HB, 6-3, 185, Idaho State
17. **JURCZAK, JEROME**  
C, 6-2 1/2, 220, St. Benedict's
18. **COWLEY, JACK**  
T, 6-2, 210, Trinity College
- +19. **OSBORNE, TOM**  
HB, 6-3, 195, Hastings (Nebraska)
- +20. **DEESE, TOBY**  
T, 6-2, 222, Georgia Tech
21. **CARR, LUTHER**  
HB, 5-10, 185, Washington



22. McQUEEN, BURNIO  
E, 6-3, 200, North Carolina A&T
23. DOLLAHAN, BRUCE  
T, 6-3, 225, Illinois
24. CHUDY, CRAIG  
E, 6-3, 200, UCLA
- +25. GEE, ROY  
G, 6-2, 200, Trinity College
26. YOUNG, ED  
E, 6-2, 215, Louisville
27. SEMENKO, MEL  
T, 6-2, 220, Colorado
28. McCLUSKEY, MIKE  
HB, 6-0, 185, Washington
29. BOLTON, JACK  
T, 6-3, 235, Puget Sound
30. CARTER, LOWELL  
E-LB, 6-3, 230, Denver

## 1960

(November 30, 1959)  
(Drafted Alternately 10-11)

1. STICKLES, MONTY  
E, 6-3, 232, Notre Dame
- +2. (A) KAMMERER, CARL  
LB, 6-3, 237, Pacific
2. (B) MAGAC, MIKE  
(Choice from Washington)  
G, 6-2, 225, Missouri
3. BREEDLOVE, ROD  
C-LB, 6-2, 215, Maryland
4. NORTON, RAY  
HB, 6-2, 184, San Jose State
5. ROHDE, LEN  
T, 6-4, 235, Utah State
6. MURCHISON, OLA  
E, 6-3, 211, Pacific
7. WATERS, BOB  
QB, 6-2, 188, Presbyterian
8. (A) MATHIS, BILL  
(Choice from Washington)  
HB, 6-1, 200, Clemson
8. (B) FUGLER, MAX  
C-LB, 6-2, 224, LSU
9. WARDEN, BOB  
C-LB, 6-2, 220, Auburn
10. BRANCH, MEL  
E, 6-2, 220, LSU
11. (A) PITTS, ED  
(Choice from Pittsburgh)  
T, 6-2, 230, South Carolina
- +11. (B) HANSEN, ERNEST  
C, 6-4, 250, Arizona State
12. WILLIAMS, JIM  
T, 6-1, 255, North Carolina College
- +13. HINSHAW, DEAN  
T, 6-0, 240, Idaho State
14. CAMPBELL, GARY  
QB, 6-0, 199, Whittier
15. DOWDLE, MIKE  
FB-LB, 6-4, 225, Texas
16. HEINEKE, JIM  
T, 6-2, 230, Wisconsin
17. GONSOLIN, AUSTIN  
HB, 6-3, 205, Baylor
18. ROBINSON, CARL  
T, 6-5, 245, South Carolina State
19. PATE, BOBBY  
HB, 6-0, 175, Presbyterian
20. WOODWARD, JIM  
T, 6-5, 228, Lamar Tech

## 1961

(Dec. 27-28, 1960)  
(Drafted Alternately 9-10)

1. (A) JOHNSON, JIMMY  
(Choice from Pittsburgh)  
HB, 6-2, 184, UCLA
1. (B) CASEY, BERNIE  
FB, 6-4, 215, Bowling Green
1. (C) KILMER, BILL  
(Choice from New York via Baltimore)  
QB, 6-0, 190, UCLA
2. LAKES, ROLAND  
C-T, 6-4, 245, Wichita
3. COOPER, BILL  
FB, 6-2, 215, Muskingum
4. (A) THOMAS, AARON  
(Choice from Pittsburgh)  
E, 6-3, 208, Oregon
4. (B) MESSER, DALE  
HB, 5-10, 175, Fresno
5. (A) McCREARY, BOB  
T, 6-5, 250, Wake Forest
- +5. (B) MILLER, CLARK  
(Choice from Dallas)  
T, 6-5, 245, Utah State
- +6. McCLELLAN, MIKE  
HB, 6-0, 185, Oklahoma
7. PURDIN, RAY  
HB, 6-0, 185, Northwestern
8. PLUMLEY, NEILL  
T, 6-6, 240, Oregon State
- +9. (A) DONOHUE, LEON  
(Choice from Pittsburgh)  
T, 6-4, 245, San Jose State
9. (B) NINO, EVERISTO  
T, 6-4, 243, E. Texas State
10. HYNES, PAUL  
HB, 6-0, 210, Louisiana Tech
11. PARRILLI, TONY  
LB, 6-1, 220, Illinois
- +12. COFFEY, DON  
E, 6-2, 190, Memphis State
13. (A) HACKLER, TOMMY  
(Choice from Pittsburgh)  
E, 6-4, 217, Tennessee
- +13. (B) FINCKE, JULIUS  
T, 6-3, 260, McNeese State
14. WORRELL, BILL  
T, 6-2, 240, Georgia
- +15. SAMS, BOB  
T, 6-2, 250, Central State (OK)
16. FULLER, CHARLIE  
HB, 5-11, 170, San Francisco State
17. JEWELL, TOM  
G, 6-1, 240, Idaho State
- +18. McFARLAND, KAY  
E-HB, 6-2, 180, Colorado State
19. SIMPSON, TOM  
C-OT, 6-3, 245, Davidson
20. PEERY, JERRY  
G-DT, 6-3, 245, Central State (OK)
- +4. (A) DEAN, FLOYD  
LB, 6-4, 245, Florida
- +4. (B) SIEMINSKI, CHARLIE  
(Choice from Dallas)  
DT, 6-4, 245, Penn State
5. (A) WOODS, TED  
(Choice from St. Louis Cardinals)  
HB, 6-1, 194, Colorado
- +5. (B) LIND, MIKE  
FB, 6-2, 215, Notre Dame
6. (A) LUHNOW, KEITH  
(Choice from Washington)  
FB, 6-3, 220, Santa Ana J.C.
6. (B) BROWN, JERRY  
(Choice from Pittsburgh)  
G, 6-1, 230, Mississippi
6. (C) WINTER, BILL  
G, 6-1, 235, West Virginia
7. BURRELL, JOHN  
E, 6-3, 190, Rice
8. VOLLENWEIDER, JAMES  
HB-FB, 6-1, 210, Miami (Fla.)
9. ROBERTS, JIM  
T, 6-3, 240, Mississippi
10. COUSTILLAC, REGIS  
C, 6-2, 224, Pittsburgh
11. JEPSON, LARRY  
C, 6-5, 230, Furman
12. McPIKE, MILTON  
E, 6-2, 225, Kirtsville Teachers
13. PIEROVICH, GEORGE  
LB-FB, 6-2, 225, California
14. EASTERLY, DICK  
DB, 5-11, 185, Syracuse
15. OSORNE, RAY  
T, 6-6, 235, Mississippi State
16. FRANK, RON  
T, 6-6, 232, So. Dakota State
17. FOLTZ, WALLY  
E, 6-3, 218, De Pauw
18. BROWN, GARY  
T, 6-2, 239, Illinois
19. BURTON, BOB  
T, 6-2, 250, Murray State
20. McFARLAND, RODGER  
DB, 6-1, 183, Kansas

## 1963

(December 3, 1962)  
(Drafted Alternately 8-7)

1. ALEXANDER, KERMIT  
HB, 5-11, 186, UCLA
2. ROCK, WALTER  
OT-DT, 6-5, 240, Maryland
3. LISBON, DON  
HB, 6-0, 190, Bowling Green
4. Choice to Chicago
- +4. (A) ROSDAHL, HARRISON  
(Choice from Philadelphia)  
G, 6-4, 245, Penn State
4. (B) CAMPBELL, HUGH  
(Choice from Washington)  
E, 6-1, 184, Washington State
- +5. (A) BURKE, VERN  
E, 6-4 1/2, 201, Oregon State
- +5. (B) PILOT, JIM  
(Choice from Cleveland via Pittsburgh)  
FB, 6-1, 205, New Mexico State
5. (C) MOELLER, GARY  
(Choice from Chicago)  
LB, 6-1, 224, Ohio State
6. EMERICK, PAT  
LG, 6-2, 238, Western Michigan

## 1962

(December 4, 1961)  
(Drafted 8th)

1. ALWORTH, LANCE  
HB, 6-0, 180, Arkansas
2. PINE, ED  
LB, 6-4, 230, Utah
3. ADAMS, BILLY RAY  
FB, 6-2, 215, Mississippi



7. DeCOURLEY, ERNEST  
DT, 6-6, 250, Moorehead State
- +8. LOCKE, ROGER  
E, 6-2, 185, Arizona State
- +9. MACZUZAK, JOHN  
T, 6-5, 245, Pittsburgh
10. LOPOUR, DICK  
HB, 6-2, 214, Huron
11. SHAFER, STEVE  
QB, 6-0, 185, Utah State
12. DENTON, ROBERT  
T, 6-2, 240, Mississippi State
13. SCHULTZ, DICK  
T, 6-3, 240, Ohio University
14. TOBIN, BILL  
HB, 5-11, 210, Missouri
- +15. ROSS, OLLIE  
FB, 6-0, 215, West Texas State
16. BOGDALEK, JIM  
DT, 6-4, 245, Toledo
17. REED, KEN  
G, 6-0, 230, Tulsa
- +18. SELLERS, JOHN  
T, 6-2, 220, Bakersfield J.C.
19. PRICE, BOB  
G, 6-1, 230, North Texas State
20. DAVIS, DON  
B, 5-11, 220, McMurtry

## 1964

(December 2, 1963)  
(Drafted 1st)

1. PARKS, DAVE  
E, 6-2, 195, Texas Tech
2. MIRA, GEORGE  
QB, 5-11, 183, Miami (Fla.)
3. WILCOX, DAVE  
LB, 6-3, 230, Oregon
- +4. WILSON, JAMES  
G, 6-3, 244, Georgia
5. JOHNSON, RUDY  
FB, 5-11, 200, Nebraska
- +6. LEWIS, GARY  
FB, 6-2 1/2, 227, Arizona State
7. CLARKE, HAWOOD  
DB, 6-0, 196, Florida
- +8. (A) DAUGHERTY, BOB  
HB, 6-2, 185, Tulsa
8. (B) POOLE, BOB  
(Choice from Washington)  
TE, 6-4, 216, Clemson
9. MUDD, HOWARD  
G, 6-3, 237, Hillsdale
- +10. POLSER, FRED  
T, 6-5, 235, East Texas State
11. ALMQUIST, DENNIS  
G, 6-1, 218, Idaho
- +12. LONG, JIM  
FB, 6-1, 202, Fresno State
13. BROWN, ROBERT  
DT, 6-5, 263, Arkansas A&M
14. BEARD, ED  
T, 6-2, 235, Tennessee
15. GRIFFIN, JAMES  
E, 6-3 1/2, 230, Grambling
- +16. GORDON, CORNELL  
DB, 5-11, 180, North Carolina A&T
- +17. BRUSVAN, KEN  
T, 6-4, 223, Oregon State
- +18. COLE, JERRY  
E, 6-4, 215, Southwest Texas State
19. RAWSON, LARRY  
B, 5-11, 209, Auburn
20. BAKER, GENE  
G, 6-1, 235, Whitworth

## 1965

(November 28, 1964)  
(Drafted 2nd)

1. (A) WILLARD, KEN  
FB, 6-2, 230, North Carolina
1. (B) DONNELLY, GEORGE  
(Choice from Cleveland)  
DB, 6-3, 202, Illinois
2. CERNE, JOE  
C, 6-2, 237, Northwestern
3. (A) SCHWEICKERT, BOB  
(Choice from N.Y. Giants)  
HB, 6-1, 191, Virginia Poly
3. (B) NORTON, JIM  
T, 6-4, 247, Washington
3. (C) CHAPPEL, JACK  
(Choice from Baltimore)  
LB, 6-2, 225, Stanford
- +4. TODD, LARRY  
FL, 6-1, 190, Arizona State
- +5. McCORMICK, DAVE  
T, 6-6, 250, LSU
6. Choice to Cleveland
7. Choice to Green Bay
8. Choice to Minnesota
9. SWINFORD, WAYNE  
DB, 6-0 1/2, 185, Georgia
- +10. CAPPADONA, ROBERT  
HB, 6-2, 225, Northeastern
- +11. MASS, STEVE  
T, 6-2, 270, Detroit
- +12. PLUMP, DAVE  
HB, 6-0, 190, Fresno State
13. SCHUMACHER, GREG  
LB, 6-3, 230, Illinois
14. ANDRUSKI, FRANK  
DB, 6-0, 185, Utah
15. PABIAN, JOE  
T, 6-3, 270, West Virginia
- +16. HETTEMA, DAVE  
T, 6-3 1/2, 230, New Mexico
17. FRKETICH, LEN  
E, 6-3, 220, Oregon State
- +18. STANDRIDGE, LEON  
E, 6-3, 220, San Diego State
19. FORD, DALE  
QB-DB, 6-1, 200, Washington State
- +20. DUNCAN, DENNIS  
HB, 6-1, 200, Louisiana College

## 1966

(November 27, 1966)  
(Drafted Alternately 10-11)

1. HINDMAN, STAN  
DE-G, 6-3, 235, Mississippi
- +2. WINDSOR, BOB  
E, 6-4, 224, Kentucky
3. (A) RANDOLPH, ALVIN  
(Choice from Dallas)  
DB, 6-2, 193, Iowa
3. (B) BLAND, DAN  
DB, 5-11, 190, Mississippi State
- +4. PARKER, DON  
G, 6-3, 240, Virginia
5. (A) PHILLIPS, MEL  
(Choice from Dallas)  
DB, 6-0, 190, North Carolina A&T
5. (B) SMITH, STEVE  
TE, 6-5, 240, Michigan
6. JOHNSON, CHARLES  
DT, 6-2, 266, Louisville

7. Choice to Baltimore
8. WITCHER, DICK  
E, 6-3, 210, UCLA
9. KRAMER, KENT  
TE, 6-5, 235, Minnesota
10. SBRANTI, RON  
LB, 6-2, 228, Utah
11. RIDLEHUBER, PRESTON  
DB, 6-2, 195, Georgia
12. LOEBACH, LYALL  
T, 6-5, 248, Simpson
- +13. JACKSON, JIM  
DB, 5-11, 185, Western Illinois
- +14. COLLETT, ELMER  
G, 6-4, 225, San Francisco State
- +15. SAFFOLD, S.T.  
E, 6-3, 205, San Jose State
16. LeCLAIR, JIM  
QB, 6-1, 195, C.W. Post
17. BRELAND, JIM  
G, 6-2, 230, Georgia Tech
- +18. PARSON, RON  
E, 6-5, 240, Austin Peay
- +19. FITZGERALD, DICK  
T, 6-1, 250, Nebraska
20. WALKER, WILLIE  
LB, 6-3, 220, Baylor

## 1967

(March 14, 1967)  
(Drafted alternately 11-13)

1. (A) SPURRIER, STEVE  
(Choice from Atlanta)  
QB, 6-2, 203, Florida
1. (B) BANASZEK, CAS  
LB, 6-3, 245, Northwestern
2. HOLZER, TOM  
T, 6-4, 248, Louisville
3. (A) NUNLEY, FRANK  
(Choice from Pittsburgh)  
LB, 6-2, 230, Michigan
3. (B) TUCKER, BILL  
HB, 6-2, 232, Tennessee A&I
4. TRIMBLE, WAYNE  
DB, 6-3, 205, Alabama
5. Choice to Atlanta
6. CUNNINGHAM, DOUG  
HB, 5-11, 185, Mississippi
7. JACKSON, MILT  
DB, 6-3, 185, Tulsa
8. JOHNSON, WALTER  
LB, 6-4, 235, Tuskegee
9. BRIGGS, BOB  
T, 6-3, 248, Heidelberg
10. MYERS, PHIL (Chip)  
FL, 6-4, 185, Northwest Oklahoma
11. CARMANN, KEN  
DT, 6-4, 265, Kearney (Nebraska)
12. HALL, JAMES  
LB, 6-3, 230, Tuskegee
13. GIBBS, RICH  
DB, 6-1, 187, Iowa
14. LeBLANC, DALTON  
FL, 5-11, 175, Northeast Louisiana
15. SPENCER, CLARENCE  
FL, 6-4, 200, Louisville
16. TEMPLEMAN, BART  
C, 6-3, 248, Eastern Montana
17. TALBOTT, DAN  
QB, 6-0, 180, North Carolina

**1968**

(January 30-31, 1968)  
(Drafted alternately 14-15)

1. **BLUE, FORREST**  
C, 6-5, 248, Auburn  
2. Choice to St. Louis
3. (A) **OLSEN, LANCE**  
(Choice from Detroit)  
T, 6-5, 267, Purdue
3. (B) **VANDEBUND, SKIP**  
LB, 6-3, 234, Oregon
4. **FULLER, JOHN**  
E, 6-0, 175, Lamar Tech
5. **LEE, DWIGHT**  
RB, 6-2, 190, Michigan State
6. (A) **JOHNSON, LEO**  
(Choice from New Orleans)  
FL, 6-2, 185, Tennessee State
6. (B) **BELK, BILL**  
DE, 6-3, 240, Maryland State
7. **RICHARDSON, JERRY**  
LB, 6-2, 218, Mississippi
8. (A) **BROWN, CHARLES**  
(Choice from N.Y. Giants)  
T, 6-5, 246, Augusta
8. (B) **GRAY, TOM**  
FL, 5-9, 174, Morehead State
9. **BOYETT, CASEY**  
E, 6-1, 188, Brigham Young
10. **HART, TOMMY**  
LB, 6-3, 215, Morris Brown
11. **FITZGIBBONS, DENNIS**  
G, 6-1, 260, Syracuse
12. **JOHNSON, HENRY**  
QB, 6-0, 180, Fisk
13. **MITRAKOS, TOM**  
C, 6-4, 220, Pittsburgh
14. **MOORE, ALEX**  
RB, 6-1, 200, Norfolk State
15. **SPENCER, CLARENCE**  
FL, 6-2, 188, Louisville
16. **ROSENOW, TOM**  
DT, 6-3, 250, Northern Illinois
17. **PATERA, DENNIS**  
K, 6-0, 214, Brigham Young

**1969**

(January 28-29, 1969)  
(Drafted 16th)

1. (A) **KWALICK, TED**  
(Choice from New Orleans)  
TE, 6-4, 230, Penn State
1. (B) **WASHINGTON, GENE**  
FL, 6-1, 186, Stanford
2. Choice to Pittsburgh via Cleveland
3. Choice to Dallas
4. (A) **SNIADECKI, JIM**  
(Choice from Detroit)  
LB, 6-2, 220, Indiana
4. (B) **MOORE, GENE**  
RB, 6-1, 200, Occidental
5. **EDWARDS, EARL**  
DT, 6-6, 276, Wichita State
6. **THOMAS, JIM**  
RB, 6-1, 216, Texas-Arlington
7. **VAN SINDEREN, STEVE**  
T, 6-4, 255, Washington State
8. **LOPER, MIKE**  
T, 6-4, 230, Brigham Young
9. **CRAWFORD, HILTON**  
DB, 6-1, 195, Grambling
10. **CHAPPLE, DAVE**  
K, 6-1, 180, Santa Barbara

11. **PEAKE, WILLIE**  
T, 6-3, 260, Alcorn A&M
12. **O'MALLEY, JACK**  
T, 6-4, 250, USC
13. **CHAMPLIN, PAUL**  
DB, 6-0, 194, Eastern Montana
14. **BLACK, TOM**  
FL, 6-1, 192, East Texas State
15. **GOLDEN, GARY**  
DB, 6-0, 179, Texas Tech
16. **HOSKINS, BOB**  
LB, 6-2, 235, Wichita State
17. **RUSHING, JOE**  
LB, 6-2, 216, Memphis State

**1970**

(January 27-28, 1970)  
(Drafted 9th)

1. (A) **HARDMAN, CEDRICK**  
DE, 6-3, 250, North Texas State
1. (B) **TAYLOR, BRUCE**  
(Choice from Washington)  
DB, 6-0, 180, Boston U.
2. Choice to Los Angeles
2. **ISENBARGER, JOHN**  
(Choice from Philadelphia via Los Angeles)  
RB, 6-3, 205, Indiana
3. Choice to Kansas City
4. **WASHINGTON, VIC**  
WR, 5-11, 180, Wyoming
5. **McARTHUR, GARY**  
T, 6-5, 247, USC
6. **CLARK, RUSTY**  
QB, 6-2, 212, Houston
7. **STRONG, JIM**  
RB, 6-2, 204, Houston
8. **CAMPBELL, CARTER**  
LB, 6-3, 214, Weber State
9. **RILEY, PRESTON**  
WR, 6-1, 180, Memphis State
10. **SCHREIBER, LARRY**  
RB, 6-0, 193, Tennessee Tech
11. **CROCKETT, DANNY**  
WR, 6-1, 170, Toledo
12. **TANT, BILL**  
T, 6-4, 245, Dayton
13. **VANDERSLICE, JIM**  
LB, 6-3, 220, Texas Christian
14. **KING, JACK**  
G, 6-2, 245, Clemson
15. **DELSIGNORE, DAVE**  
WR, 6-0, 175, Youngstown State
16. **PERKINS, PRODUS**  
WR, 6-0, 178, Livingstone College
17. **CULTON, MIKE**  
P, 5-11, 195, LaVerne College

**1971**

(January 28-29, 1971)  
(Drafted alternately 18-19)

1. **ANDERSON, TIM**  
CB, 5-11, 201, Ohio State
2. (A) **JANET, ERNIE**  
(Choice from Green Bay)  
G, 6-4, 243, Washington
2. (B) **ORDUNA, JOE**  
RB, 6-0, 194, Nebraska
3. (A) **DICKERSON, SAM**  
(Choice from Philadelphia)  
WR, 6-2, 196, USC
3. (B) **PARKER, WILLIE**  
C, 6-3, 238, North Texas State

4. **HARRIS, TONY**  
RB, 6-3, 191, Toledo
5. (A) **SHATERNICK, DEAN**  
(Choice from Chicago)  
T, 6-5, 244, Kansas State
5. (B) **WELLS, GEORGE**  
(Choice from N.Y. Giants)  
LB, 6-1, 240, New Mexico State
5. (C) **HUFF, MARTY**  
LB, 6-2, 239, Michigan
6. **BRESLER, AL**  
WR, 6-1, 185, Auburn
7. **WATSON, JOHN**  
T, 6-4, 251, Oklahoma
8. **McCANN, JIM**  
P, 6-2, 170, Arizona State
9. **COUCH, THERMAN**  
LB, 6-2, 218, Iowa State
10. (A) **CARDO, RON**  
(Choice from New Orleans)  
RB, 6-3, 254, Wisconsin State (Oshkosh)
10. (B) **JENNINGS, ERNIE**  
WR, 6-0, 170, Air Force
11. **REED, JOE**  
QB, 6-1, 196, Mississippi State
12. **BUNCH, JIM**  
DT, 6-3, 254, Wisconsin State (Platteville)
13. **BULLOCK, JOHN**  
RB, 5-11, 216, Purdue
14. **DUNSTAN, BILL**  
LB, 6-4, 217, Utah State
15. **LENNON, JOHN**  
DE, 6-3, 221, Colgate
16. **PURCELL, DAVE**  
DT, 6-4, 260, Kentucky
17. **CHARLTON, LEROY**  
CB, 6-2, 180, Florida A&M

**1972**

(February 1-2, 1972)  
(Drafted alternately 19-18)

1. **BEASLEY, TERRY**  
WR, 5-11, 186, Auburn
2. (A) **McGILL, RALPH**  
(Choice from N.Y. Giants)  
CB, 6-0, 181, Tulsa
2. (B) **BARRETT, JEAN**  
T, 6-6, 253, Tulsa
3. **DUNBAR, ALLEN**  
WR, 6-0, 196, Southern
4. **HALL, WINDLAN**  
CB, 5-11, 170, Arizona State
5. **GREENE, MIKE**  
LB, 6-4, 233, Georgia
6. **WALKER, JACKIE**  
SS, 6-0, 186, Tennessee
7. **HARDY, EDGAR**  
G, 6-4, 233, Jackson State
8. **WITTUM, TOM**  
P, 6-1, 185, Northern Illinois
9. **BROWN, JERRY**  
CB, 5-10, 170, Northwestern
10. **WILLIAMS, STEVE**  
DT, 6-4, 251, Western Carolina
11. **LAPUTKA, TOM**  
DE, 6-4, 235, Southern Illinois
12. **SETZLER, STEVE**  
DE, 6-3, 232, St. John's
13. **PETTIGREW, LEON**  
T, 6-5, 228, San Fernando Valley State
14. **GUTHRIE, ERIC**  
QB, 6-0, 200, Boise State



15. MADDOX, BOB  
DE, 6-6, 235, Frostburg State
16. DAVIS, RON  
G, 6-2, 235, Virginia State
17. ALEXANDER, TED  
RB, 6-0, 192, Langston

**1973**

(January 30-31, 1973)  
(Drafted alternately 18-19)

1. HOLMES, MIKE  
CB, 6-1, 180, Texas Southern
2. HARPER, WILLIE  
(Choice from N.Y. Giants)  
LB, 6-2, 205, Nebraska
2. Choice to St. Louis
3. Choice to Denver via Washington
4. Choice to San Diego via Washington
5. (A) FULK, MIKE  
(Choice from Chicago)  
LB, 6-3, 229, Indiana
5. (B) BEVERLY, ED  
WR, 5-11, 172, Arizona State
6. MOORE, ARTHUR  
DT, 6-5, 253, Tulsa
7. MITCHELL, JOHN  
LB, 6-3, 229, Alabama
8. ATKINS, DAVID  
RB, 6-1, 202, Texas - El Paso
9. PRAETORIUS, ROGER  
RB, 6-3, 228, Syracuse
10. HUNT, CHARLIE  
LB, 6-3, 218, Florida State
11. DAHLBERG, TOM  
RB, 6-2, 209, Gustavus Adolphus
12. PETTUS, LARRY  
T, 6-4, 228, Tennessee State
13. KELSO, ALAN  
C, 6-6, 244, Washington
14. MORRISON, DENNIS  
QB, 6-3, 207, Kansas State
15. BETTIGA, MIKE  
WR, 6-3, 181, Humboldt State
16. OVEN, MIKE  
TE, 6-4, 205, Georgia Tech
17. ERICKSON, BOB  
G, 6-3, 240, North Dakota State

**1974**

(January 29-30, 1974)  
(Drafted 10th)

1. (A) JACKSON, WILBUR  
RB, 6-1, 205, Alabama
1. (B) SANDIFER, BILL  
(Choice from New England)  
DT, 6-6, 278, UCLA
2. (A) FAHNHORST, KEITH  
OT, 6-6, 248, Minnesota
2. (B) WILLIAMS, DELVIN  
(Choice from Washington)  
RB, 6-1, 197, Kansas
3. Choice to St. Louis
4. (A) HASLERIG, CLINT  
(Choice from N.Y. Jets via New Orleans)  
WR, 6-0, 189, Michigan
4. Choice to New Orleans
4. (B) JOHNSON, SAMMY  
(Choice from Green Bay)  
RB, 6-1, 217, North Carolina
5. Choice to New Orleans

6. RAINES, MIKE  
DT, 6-6, 255, Alabama
7. JOHNSON, KERMIT  
RB, 5-11, 189, UCLA
8. SCHNEITZ, JIM  
T, 6-3, 253, Missouri
9. MOORE, MANFRED  
RB, 6-1, 190, USC
10. GASPARD, GLEN  
LB, 6-1, 210, Texas
11. BATTLE, GREG  
S, 5-11, 188, Colorado State
12. HULL, TOM  
LB, 6-3, 229, Penn State
13. OWEN, TOM  
QB, 6-1, 195, Wichita State
14. WILLIAMSON, WALT  
DE, 6-4, 225, Michigan
15. GRAY, LEONARD  
TE, 6-8, 240, Long Beach State
16. CONNORS, JACK  
DB, 5-11, 185, Oregon
17. STANLEY, LEVI  
G, 6-2, 250, Hawaii

**1975**

(January 28-29, 1975)  
(Drafted alternately 10-9)

1. WEBB, JIMMY  
DT, 6-5, 248, Mississippi State
2. COLLINS, GREG  
LB, 6-3, 228, Notre Dame
3. Choice to N.Y. Giants
3. (A) HART, JEFF  
(Choice from Buffalo)  
T, 6-5, 266, Oregon State
3. (B) MIKE-MAYER, STEVE  
(Choice from Washington)  
K, 6-0, 180, Maryland
3. (C) BAKER, WAYNE  
(Choice from St. Louis)  
DT, 6-6, 260, Brigham Young
4. (A) ELAM, CLEVELAND  
(Choice from New Orleans)  
DE, 6-3, 240, Tennessee State
4. (B) OLIVER, FRANK  
DB, 6-1, 189, Kentucky State
5. BULLOCK, WAYNE  
RB, 6-0, 232, Notre Dame
6. Choice to Kansas City
7. Choice to Buffalo
8. KENDRICK, PRESTON  
LB, 6-1, 217, Florida
9. (A) JOHNSON, JAMES  
DB, 6-2, 195, Tennessee State
9. (B) NATALE, DAN  
(Choice from Philadelphia)  
TE, 6-3, 223, Penn State
9. (C) DOUGLAS, CEASER  
(Choice from St. Louis)  
T, 6-5, 272, Illinois Wesleyan
10. LAYTON, DONNIE  
RB, 6-0, 190, South Carolina State
11. HERNANDEZ, GENE  
DB, 6-2, 173, Texas Christian
12. WORLEY, RICK  
QB, 6-1, 195, Howard Payne
13. MITCHELL, DALE  
LB, 6-3, 211, USC
14. HENSON, DAVID  
WR, 6-3, 173, Abilene Christian
15. LAVIN, RICH  
TE, 6-5, 223, Western Illinois
16. Choice to Baltimore
17. Choice to Baltimore

**1976**

(April 8-9, 1976)  
(Drafted alternately 4 & 3)

1. Choice to New England
1. Choice from Houston to New England
2. (A) CROSS, RANDY  
C, 6-3, 245, UCLA
2. (B) LEWIS, EDDIE  
(Choice from Tampa Bay)  
CB, 6-0, 172, Kansas
3. Choice from New Orleans to Kansas City
3. Choice to Dallas
4. RIVERA, STEVE  
(Choice from Philadelphia)  
WR, 5-11, 190, California
4. Choice to N.Y. Giants
5. Choice to Cincinnati
5. LEONARD, TONY  
(Choice from Detroit)  
CB, 5-11, 170, Virginia Union
6. (A) PENNYWELL, ROBERT  
LB, 6-1, 222, Grambling
6. (B) BULL, SCOTT  
(Choice from St. Louis)  
QB, 6-5, 209, Arkansas
7. CHESLEY, JAY  
DB, 6-1, 184, Vanderbilt
8. AYERS, JOHN  
T, 6-5, 238, West Texas State
9. HARRISON, KENNY  
WR, 6-0, 170, Southern Methodist
10. ROSS, ROBIN  
T, 6-4, 248, Washington State
11. HOFER, PAUL  
RB, 6-0, 186, Mississippi
12. LOPER, GERALD  
G, 6-2, 245, Florida
13. BRUMFIELD, LARRY  
CB, 6-0, 171, Indiana State
14. MILLER, JOHNNY  
G, 6-1, 241, Livingstone
15. STIDHAM, HOWARD  
LB, 6-2, 214, Tennessee Tech
16. LEWIS, REGGIE  
DE, 6-1, 215, San Diego State
17. JENKINS, DARRYL  
RB, 6-2, 235, San Jose State

**1977**

(May 3-4, 1977)  
(Drafted 16th)

1. Choice to New England
2. Choice to New England
3. BOYD, ELMO  
(Choice from Houston)  
WR, 5-11, 185, Eastern Kentucky
3. Choice to N.Y. Jets
4. BLACK, STAN  
S, 6-0, 204, Mississippi State
5. Choice to Buffalo
6. (A) BURNS, MIKE  
(Choice from Buffalo)  
CB, 6-0, 184, USC
6. (B) HARLAN, JIM  
C, 6-5, 241, Howard Payne
7. VAN WAGNER, JIM  
RB, 6-0, 202, Michigan Tech
8. Choice to N.Y. Giants
9. POSEY, DAVID  
K, 5-11, 167, Florida



10. Choice to Tampa Bay  
 11. **BILLY, BRIAN**  
 TE, 6-5, 232, Brigham Young  
 12. **MARTIN, SCOTT**  
 T, 6-4, 257, North Dakota

## 1978

(May 2-3, 1978)  
 (Drafted 7th)

1. (A) **MacAFEE, KEN**  
 TE, 6-4, 250, Notre Dame  
 1. (B) **BUNZ, DAN**  
 (Choice from Miami)  
 LB, 6-4, 230, Long Beach State  
 2. Choice to Buffalo  
 2. **DOWNING, WALT**  
 (Choice from Chicago)  
 G, 6-3, 254, Michigan  
 3. Choice to Buffalo  
 3. **HUGHES, ERNIE**  
 (Choice from Baltimore)  
 G, 6-3, 253, Notre Dame  
 4. **LeCOUNT, TERRY**  
 WR, 5-10, 172, Florida  
 5. Choice to Baltimore  
 5. (A) **RESE, ARCHIE**  
 (Choice from Houston via  
 Kansas City and Chicago)  
 DT, 6-3, 263, Clemson  
 5. (B) **THREAGILL, BRUCE**  
 (Choice from Miami)  
 DB, 6-0, 190, Mississippi State  
 6. Choice from Minnesota  
 to Washington  
 6. **WALKER, ELLIOTT**  
 RB, 5-11, 193, Pittsburgh  
 7. **QUILLAN, FRED**  
 C, 6-5, 240, Oregon  
 8. Choice to Washington  
 9. (A) **REDDEN, HERMAN**  
 DB, 6-2, 190, Howard  
 9. (B) **MOORE, DEAN**  
 (Choice from Detroit)  
 LB, 6-2, 210, Iowa  
 9. (C) **McDANIELS, STEVE**  
 (Choice from Denver)  
 T, 6-6, 276, Notre Dame  
 10. **CONNELL, MIKE**  
 P, 6-1, 200, Cincinnati  
 11. **McCRAY, WILLIE**  
 DE, 6-5, 234, Troy State  
 12. (A) **IRONS, DAN**  
 T, 6-7, 260, Texas Tech

## 1979

(May 3-4, 1979)  
 (Drafted 1st)

1. Choice to Buffalo  
 2. **OWENS, JAMES**  
 RB, 5-11, 188, UCLA  
 3. Choice to Seattle  
 3. **MONTANA, JOE**  
 (Choice from Dallas via  
 Seattle)  
 QB, 6-2, 200, Notre Dame  
 4. Choice to Buffalo  
 5. (A) **SEABRON, TOM**  
 LB, 6-3, 209, Michigan  
 5. (B) **ALDRIDGE, JERRY**  
 (Choice from Detroit)  
 RB, 6-2, 220, Angelo State  
 6. **VAUGHAN, RUBEN**  
 DT, 6-2, 264, Colorado  
 7. **FRANCIS, PHIL**  
 FB, 6-1, 205, Stanford

8. Choice to Green Bay  
 9. **HAMILTON, STEVE**  
 DE, 6-3, 240, Missouri  
 10. (A) **CLARK, DWIGHT**  
 WR, 6-3, 204, Clemson  
 10. (B) **BALLAGE, HOWARD**  
 (Choice from Tampa Bay)  
 CB, 6-1, 182, Colorado  
 11. **McBRIDE, BILLY**  
 DB, 6-1, 187, Tennessee State  
 12. **CONNORS, ROD**  
 (\*78 Supplemental Draft)  
 RB, 6-2, 190, USC

## 1980

(April 29-30, 1980)  
 (Drafted alternately 2 & 1)

1. Choice to N.Y. Jets  
 1. (A) **COOPER, EARL**  
 (Choice from N.Y. Jets)  
 RB, 6-2, 227, Rice  
 1. (B) **STUCKEY, JIM**  
 (Choice from Denver via  
 N.Y. Jets)  
 DE, 6-4, 245, Clemson  
 2. Choice to Buffalo  
 2. Choice from Detroit to  
 Minnesota  
 2. **TURNER, KEENA**  
 (Choice from Minnesota)  
 LB, 6-2, 219, Purdue  
 3. Choice to Los Angeles  
 3. (A) **MILLER, JIM**  
 (Choice from Minnesota)  
 P, 5-11, 183, Mississippi  
 3. (B) **PUKI, CRAIG**  
 (Choice from Washington  
 via Los Angeles)  
 LB, 6-1, 231, Tennessee  
 4. (A) **CHURCHMAN, RICKY**  
 SS, 6-1, 193, Texas  
 4. (B) **HODGE, DAVID**  
 (Choice from New England  
 via Los Angeles)  
 LB, 6-2, 221, Houston  
 5. **TIMES, KEN**  
 DT, 6-2, 246, Southern  
 6. **WILLIAMS, HERB**  
 CB, 6-0, 198, Southern  
 7. Choice to Cincinnati  
 8. Choice to Oakland  
 8. **LEOPOLD, BOBBY**  
 (Choice from Oakland)  
 LB, 6-1, 215, Notre Dame  
 9. Choice to Detroit via Kansas  
 City  
 9. **HARTWIG, DAN**  
 (Choice from Oakland)  
 QB, 6-3, 212, Cal Lutheran  
 10. Choice to Pittsburgh  
 11. Choice to Miami  
 12. Choice to Pittsburgh

## 1981

(April 28-29, 1981)  
 (Drafted alternately 8-10)

1. **LOTT, RONNIE**  
 DB, 6-0, 199, USC  
 2. (A) **HARTY, JOHN**  
 (Choice from Washington)  
 DT, 6-4, 253, Iowa  
 2. Choice to Chicago  
 2. (B) **WRIGHT, ERIC**  
 (Choice from Chicago)  
 DB, 6-1, 180, Missouri

3. **WILLIAMSON, CARLTON**  
 DB, 6-0, 204, Pittsburgh  
 4. Choice to Dallas  
 5. (A) **THOMAS, LYNN**  
 DB, 5-11, 181, Pittsburgh  
 5. (B) **JONES, ARRINGTON**  
 (Choice from Chicago)  
 FB, 6-0, 230, Winston-Salem  
 6. **KUGLER, PETE**  
 DT, 6-4, 255, Penn State  
 7. Choice to Philadelphia  
 8. **WHITE, GARRY**  
 RB, 5-11, 201, Minnesota  
 9. Choice to Cincinnati  
 10. Choice to Baltimore  
 11. **DeBOSE, RON**  
 TE, 6-5, 229, UCLA  
 12. (A) **OGILVIE, MAJOR**  
 RB, 5-11, 202, Alabama  
 12. (B) **ADAMS, JOE**  
 (Choice from Pittsburgh)  
 QB, 6-3, 185, Tennessee State

## 1982

(April 27-28, 1982)  
 (Drafted 27th)

1. Choice to New England  
 2. **PARIS, WILLIAM "BUBBA"**  
 (Choice from New England)  
 T, 6-6, 293, Michigan  
 2. Choice from Washington  
 to New England  
 2. Choice to New England  
 3. Choice to San Diego  
 4. Choice to New England  
 5. **WILLIAMS, NEWTON**  
 RB, 5-10, 204, Arizona State  
 6. **WILLIAMS, VINCE**  
 (Choice from Oakland)  
 FB, 6-0, 231, Oregon  
 6. Choice to New Orleans  
 7. **FERRARI, RON**  
 LB, 6-0, 212, Illinois  
 8. Choice to New Orleans  
 9. **CLARK, BRYAN**  
 QB, 6-2, 196, Michigan State  
 10. (A) **McLEMORE, DANA**  
 (Choice from Tampa Bay)  
 DB, 5-10, 183, Hawaii  
 10. (B) **BARBIAN, TIM**  
 DT, 6-3, 230, Western Illinois  
 11. **GIBSON, GARY**  
 LB, 6-1, 215, Arizona  
 12. **WASHINGTON, TIMOTHY**  
 CB, 5-9, 184, Fresno State

## 1983

(April 26-27, 1983)  
 (Drafted alternately 5-8)

1. Choice to San Diego  
 2. Choice to L.A. Rams  
 2. **CRAIG, ROGER**  
 (Choice from San Diego)  
 RB, 6-0, 222, Nebraska  
 3. **MONTGOMERY, BLANCHARD**  
 (Choice from L.A. Rams)  
 LB, 6-2, 236, UCLA  
 3. Choice to L.A. Rams  
 4. Choice from Denver to  
 L.A. Rams  
 4. **HOLMOE, TOM**  
 DB, 6-2, 180, Brigham Young  
 5. **ELLISON, RIKI**  
 LB, 6-2, 220, USC  
 6. Choice to Tampa Bay



7. MOTEN, GARY  
LB, 6-1, 210, Southern  
Methodist
8. Choice to San Diego
9. MULARKEY, MIKE  
TE, 6-4, 245, Florida
9. Choice from Cleveland to  
Chicago
10. MERRELL, JEFF  
NT, 6-4, 264, Nebraska
11. SAPOLU, JESSE  
G-C, 6-4, 260, Hawaii
12. Choice to Chicago

## 1984

(May 1-2, 1984)

(Drafted alternately 23-24)

1. SHELL, TODD  
LB, 6-4, 225, Brigham Young
2. Choice to L.A. Raiders
2. FRANK, JOHN  
(Choice from L.A. Raiders)  
TE, 6-3, 225, Ohio State
3. McINTYRE, GUY  
(Choice from St. Louis)  
G, 6-3, 271, Georgia
3. Choice to St. Louis
4. Choice from Tampa Bay to  
Seattle
4. Choice to San Diego
5. (A) CARTER, MICHAEL  
(Choice from Atlanta)  
DT, 6-2, 281, Southern  
Methodist
5. Choice from Denver to Atlanta
5. Choice to St. Louis
5. (B) FULLER, JEFF  
(Choice from Washington,  
via L.A. Raiders)  
LB-S, 6-2, 216, Texas A&M
6. Choice to Atlanta
7. Choice to New England
8. Choice to San Diego
9. (A) MILLER, LEE  
(Choice from Chicago)  
DB, 6-1, 186, Cal State-  
Fullerton
9. (B) HARMON, DERRICK  
RB, 5-10, 202, Cornell
10. MORITZ, DAVE  
WR, 6-0, 181, Iowa
11. PENDLETON, KIRK  
WR, 6-3, 191, Brigham Young
12. Choice from Chicago to  
Miami
12. Choice to San Diego

## 1985

(April 30-May 1, 1985)

(Drafted 28th)

1. RICE, JERRY  
(Choice from New England)  
WR, 6-2, 200, Mississippi  
Valley State
1. Choice to New England
2. Choice to New England
3. MOORE, RICKY  
(Choice from New England)  
FB, 5-11, 236, Alabama
3. Choice to New England
4. Choice to Buffalo
5. COLLIE, BRUCE  
T, 6-6, 275, Texas-Arlington
6. BARRY, SCOTT  
QB, 6-2, 190, UC-Davis

7. Choice to San Diego
8. Choice to New England
9. Choice to San Diego
10. Choice to Seattle
11. WOOD, DAVID  
DE, 6-4, 255, Arizona
12. CHUMLEY, DONALD  
DT, 6-4, 259, Georgia

## 1986

(April 29-30, 1986)

(Drafted 18th)

1. Choice to Dallas
1. Choice from Dallas to Buffalo
2. Choice from Buffalo to Detroit
2. ROBERTS, LARRY  
(Choice from Detroit)  
DE, 6-3, 264, Alabama
2. Choice to Washington
3. (A) RATHMAN, TOM  
(Choice from Buffalo)  
FB, 6-1, 232, Nebraska
3. (B) McKYER, TIM  
(Choice from Philadelphia)  
CB, 6-0, 174, Texas-Arlington
3. Choice from Detroit to L.A.  
Rams
3. (C) TAYLOR, JOHN  
WR, 6-1, 185, Delaware State
4. (A) HALEY, CHARLES  
(Choice from Cleveland via  
L.A. Rams)  
LB, 6-5, 230, James Madison
4. (B) WALLACE, STEVE  
(Choice from Washington via  
L.A. Rams)  
T, 6-5, 276, Auburn
4. (C) FAGAN, KEVIN  
DT, 6-3, 260, Miami (Fla.)
5. Choice to San Diego
5. MILLER, PAT  
(Choice from Dallas)  
LB, 6-1, 220, Florida
6. Choice to Washington
6. GRIFFIN, DON  
(Choice from N.Y. Jets)  
FS, 6-0, 176, Middle Tennessee  
State
7. Choice to New England
8. (A) POPP, JIM  
(Choice from Philadelphia)  
TE, 6-5, 239, Vanderbilt
8. (B) SNIPES, ROOSEVELT  
(85 Supplemental Draft)  
RB, 5-9, 175, Florida State
9. CHERRY, TONY  
RB, 5-7, 187, Oregon
10. (A) STINSON, ELLISTON  
WR, 5-10, 175, Rice
10. (B) HALLMAN, HAROLD  
(Choice from Washington)  
NG, 5-11, 234, Auburn
11. Choice to San Diego
12. Choice to Tampa Bay

## 1987

(April 28, 1987)

(Drafted 22nd)

1. (A) BARTON, HARRIS  
T, 6-3, 280, North Carolina
1. (B) FLAGLER, TERRENCE  
(Choice from Washington)  
RB, 6-0, 200, Clemson
2. BREGEL, JEFF  
(Choice from Philadelphia)  
G, 6-4, 280, USC

2. Choice to Tampa Bay
3. Choice to Buffalo
4. Choice to Tampa Bay
5. JOKISCH, PAUL  
WR, 6-7, 230, Michigan
6. WHITE, BOB  
LB, 6-2, 246, Penn State
7. DELINE, STEVE  
K, 5-11, 180, Colorado State
8. GRAYSON, DAVID  
LB, 6-2, 220, Fresno State
9. SHELLEY, JONATHAN  
CB, 6-0, 176, Mississippi
10. PAYE, JOHN  
(Choice from New England  
via L.A. Raiders)  
QB, 6-3, 205, Stanford
11. Choice to L.A. Raiders from  
Philadelphia via 49ers
11. NICHOLAS, CALVIN  
WR, 6-4, 208, Grambling
12. Choice to L.A. Raiders

## 1988

(April 24-25, 1988)

(Drafted 25th)

1. Choice to L.A. Raiders
2. (A) STUBBS, DANIEL  
(Choice from L.A. Raiders)  
DE, 6-4, 260, Miami (Fla.)
2. (B) HOLT, PIERCE  
(Choice from Philadelphia  
via Tampa Bay)  
DE/DT, 6-4, 280, Angelo State
2. Choice to Tampa Bay
3. ROMANOWSKI, BILL  
LB, 6-4, 231, Boston College
4. HELTON, BARRY  
(Choice from Chicago via  
L.A. Raiders)  
P, 6-3, 205, Colorado
4. Choice to Tampa Bay
5. Choice to N.Y. Jets
5. Choice to Buffalo
6. Choice to Tampa Bay
7. BRYANT, KEVIN  
LB, 6-2, 223, Delaware State
8. CLARKSON, LARRY  
T, 6-7, 303, Montana
9. BONNER, BRIAN  
LB, 6-1, 220, Minnesota
10. FOLEY, TIM  
K, 5-10, 210, Georgia Southern
11. BROOKS, CHET  
CB, 5-11, 191, Texas A&M
12. MIRA, JR., GEORGE  
LB, 6-0, 230, Miami (Fla.)

## 1989

(April 30-May 1, 1989)

(Drafted 28th)

1. DeLONG, KEITH  
LB, 6-2, 235, Tennessee
2. WALLS, WESLEY  
TE, 6-5, 246, Mississippi
3. HENDERSON, KEITH  
FB, 6-1, 220, Georgia
4. BARBER, MIKE  
WR, 5-10, 172, Marshall
5. (A) JACKSON, JOHNNY  
(Choice from L.A. Raiders)  
CB/S, 6-1, 204, Houston
5. (B) Choice to L.A. Raiders
6. HENDRICKSON, STEVE  
LB, 6-0, 245, California



7. Choice to San Diego  
Wes Chandler trade - 1988
8. Choice to L.A. Raiders
9. HARMON, RUDY  
LB, 6-1, 230, LSU
10. SINCLAIR, ANDY  
C, 6-3, 285, Stanford
11. (A) BELL, JIM  
(Choice from L.A. Raiders)  
RB, 6-0, 205, Boston College
11. (B) McGEE, NORM  
WR, 6-0, 180, North Dakota
12. (A) GOSS, ANTONIO  
(Choice from L.A. Raiders)  
LB, 6-4, 228, North Carolina
12. (B) Choice to L.A. Raiders

**1990**

(April 22-23, 1990)  
(Drafted 28th)

1. CARTER, DEXTER  
RB, 5-9, 170, Florida State
2. (A) BROWN, DENNIS  
(Choice from Minnesota via Dallas)  
DE-DT, 6-4, 290, Washington
2. (B) DAVIS, ERIC  
CB, 5-11, 178, Jacksonville State
3. LEWIS, RONALD  
(Choice from Kansas City via Dallas)  
WR, 5-11, 173, Florida State
3. Choice to Dallas
4. CALIGUIRE, DEAN  
(Choice from L.A. Raiders)  
G-C, 6-2, 282, Pittsburgh
4. Choice to L.A. Raiders
5. Choice to L.A. Raiders
6. POLLACK, FRANK  
T-G, 6-4, 277, Northern Arizona
7. Choice to San Diego
8. PICKENS, DWIGHT  
WR, 5-10, 170, Fresno State
9. HAGGINS, ODELL  
NT, 6-2, 271, Florida State
10. HARRISON, MARTIN  
DE, 6-5, 240, Washington
11. SHELTON, ANTHONY  
(Choice from Miami)  
S, 6-1, 195, Tennessee State
11. Choice to Dallas
12. Choice to L.A. Raiders

**1991**

(April 21-22, 1991)  
(Drafted 26th)

1. WASHINGTON, TED  
NT/DE, 6-4, 299, Louisville
2. (A) WATERS, RICKY  
(Choice from Cincinnati)  
RB, 6-1, 212, Notre Dame
2. Choice to Cincinnati
2. (B) JOHNSON, JOHN  
LB, 6-3, 230, Clemson
3. Choice to Green Bay
4. DONAHUE, MITCH  
(Choice from Green Bay)  
LB, 6-2, 254, Wyoming
4. Choice to Cincinnati
5. (A) HANKS, MERTON  
(Choice from Green Bay)  
CB, 6-2, 185, Iowa
5. (B) BOATSWAIN, HARRY  
T, 6-4, 295, New Haven

6. BOWLES, SCOTT  
T, 6-5, 280, North Texas State
7. CANLEY, SHELDON  
RB, 5-9, 195, San Jose State
8. HARGAIN, TONY  
WR, 6-0, 188, Oregon
9. RIDDICK, LOUIS  
S, 6-2, 217, Pittsburgh
10. HOLDBROOKS, BYRON  
NT/DE, 6-5, 280, Alabama
11. SLAUGHTER, BOBBY  
WR, 5-11, 171, Louisiana Tech
12. CONFER, CLIFF  
DE, 6-3, 270, Michigan State

**1992**

(April 26-27, 1992)  
(Drafted 18th)

1. HALL, DANA  
S, 6-2, 206, Washington
2. LEE, AMP  
RB, 5-11, 200, Florida State
3. BOLLINGER, BRIAN  
G, 6-5, 285, North Carolina
4. THOMAS, MARK  
(Choice from Green Bay)  
DE, 6-5, 259, North Carolina State
4. Choice to Green Bay
5. Choice to Green Bay
6. Choice to Green Bay
6. RUSSELL, DAMIEN  
(Choice from Pittsburgh)  
S, 6-1, 204, Virginia Tech
7. Choice to Pittsburgh
8. Choice to Pittsburgh (from Green Bay)
8. Choice to Pittsburgh
9. HAGAN, DARIAN  
Return Specialist, 5-9, 191, Colorado
10. MAYFIELD, COREY  
NT, 6-2, 280, Oklahoma
11. COVINGTON, TOM  
TE, 6-3, 241, Georgia Tech
12. LaBOUNTY, MATT  
DE, 6-4, 254, Oregon

**1993**

(April 25-26, 1993)  
(Drafted 26th)

1. Choice to Phoenix from Kansas City
1. Choice to New Orleans from Phoenix
1. (A) STUBBLEFIELD, DANA  
(Choice from New Orleans)  
DE, 6-2, 302, Kansas
1. (B) KELLY, Todd  
DE, 6-2, 259, Tennessee
2. Choice to San Diego from L.A. Raiders
2. HARDY, ADRIAN  
(Choice from San Diego)  
CB, 5-11, 194, Northwestern State
2. Choice to Green Bay
2. Choice to L.A. Raiders from Dallas
3. Choice to L.A. Raiders from New Orleans
3. Choice to San Diego
4. Choice to San Diego

5. SMITH, ARTIE  
(Choice from Phoenix)  
DE, 6-4, 303, Louisiana Tech
5. Choice to San Diego
6. DALMAN, CHRIS  
G-C, 6-3, 285, Stanford
7. WILSON, TROY  
DE, 6-4, 235, Pittsburg State (KA)
8. GRBAC, ELVIS  
(Choice from Minnesota)  
QB, 6-5, 232, Michigan
8. Choice to San Diego

**1994**

(April 24-25, 1994)  
(Drafted 23rd)

1. (A) YOUNG, BRYANT  
(Choice from L.A. Rams)  
DT, 6-2, 276, Notre Dame
1. Choice to L.A. Rams from San Diego
1. Choice to Dallas
1. (B) FLOYD, WILLIAM  
(Choice from Dallas)  
FB, 6-1, 242, Florida State
2. (A) MITCHELL, KEVIN  
(Choice from Green Bay)  
LB, 6-1, 260, Syracuse
2. Choice to L.A. Rams
2. (B) DRAKEFORD, TYRONNE  
(Choice from Dallas)  
CB, 5-9, 185, Virginia Tech
3. Compensatory Choice to Green Bay
3. (A) BRIEN, DOUG  
(Compensatory Choice)  
K, 5-11, 177, California
3. (B) FLEMING, CORY  
(Choice from Denver)  
WR, 6-1, 207, Tennessee
3. Choice to Kansas City
3. Choice to Denver from Dallas
3. Choice to L.A. Rams from Philadelphia
4. Choice to L.A. Raiders
5. Choice to Green Bay from Denver
5. PETERSON, ANTHONY  
LB, 6-0, 223, Notre Dame
6. Choice to Green Bay from San Diego
6. WOODALL, LEE  
LB, 6-0, 220, West Chester
6. Choice to Green Bay from Philadelphia (Compensatory Selection)
7. Choice to Dallas

**1995**

(April 22-23, 1995)  
(Drafted 23rd)

1. (A) STOKES, J.J.  
(Choice from Cleveland)  
WR, 6-4, 217, UCLA
1. (B) Choice to Cleveland
2. Choice to L.A. Rams-Pope, Marquez
3. Choice to Cleveland
4. (A) Choice to Cleveland from Kansas City-Bono, Steve
4. (B) HANSHAW, TIM  
T/G, 6-5, 300, BYU
5. Choice to Detroit-Moore, Derrick



6. ARMSTRONG, ANTONIO  
LB, 6-1, 234, Texas A&M
7. COLEMAN, HERB

DE, 6-4, 285, Trinity International

NOTE: The first round in the 1995 NFL Draft totaled 32 picks (with the two expansion teams-Carolina and Jacksonville-picking twice per round).

### 1996

(April 20-21, 1996)  
(Drafted 23rd)

- (Choice to Baltimore J.J. Stokes trade)
- (A) IFIANYI, ISRAEL  
LB/DE, 6-3, 246, USC  
(Choice from Oakland)
- (B) (Choice to Oakland)
- OWENS, TERRELL  
WR, 6-2, 213, Tenn.-Chattanooga
- (A) (Choice to Oakland)
- (B) PRICE, DARYL  
DE, 6-3, 274, Colorado  
(Compensatory Selection)
- UWAEZUOKE, IHEANYI  
WR, 6-2, 195, California
- PITTS, STEPHEN  
RB, 5-10, 192, Penn State
- (A) MANUEL, SEAN  
TE, 6-2, 245, New Mexico State
- (B) MANUEL, SAM  
LB, 6-2, 235, New Mexico State  
(Compensatory Selection)

### 1997

(April 19-20, 1997)  
(Drafted Alternately 26-27)

- DRUCKENMILLER, JIM  
QB, 6-4, 234, Virginia Tech
- EDWARDS, MARC  
FB, 6-0, 236, Notre Dame  
(Choice from Philadelphia)
- (Choice to Philadelphia)

- CLARK, GREG  
TE, 6-4, 262, Stanford  
(Choice from Indianapolis)
- (Choice to Indianapolis)
- (Choice to Miami)
- (Choice to Indianapolis)
- (Choice to Philadelphia)
- (Choice to Philadelphia)

### 1998

(April 18-19, 1998)  
(Drafted Alternately 28-29)

- MCQUARTERS, R. W.  
CB, 5-9, 198, Oklahoma State
- NEWBERRY, JEREMY  
C, 6-5, 315, California
- RUHMAN, CHRIS  
T, 6-5, 321, Texas A&M
- SCHULTERS, LANCE  
S, 6-2, 195, Hofstra
- OSTROWSKI, PHIL  
G, 6-4, 291, Penn State
- BEASLEY, FRED  
FB, 5-11, 220, Auburn
- (Choice to Chicago)
- THELWELL, RYAN  
WR, 6-1, 188, Minnesota  
(Choice from Atlanta)

### 1999

(April 17-18, 1999)  
(Drafted 27th)

- MCGREW, REGGIE  
DT, 6-1, 301, Florida
- OKEAFOR, CHIKE  
DE, 6-4, 248, Purdue
- (A) PARKER, ANTHONY  
(Choice from Cleveland)  
CB, 6-1, 200, Weber State
- (B) PRIOLEAU, PIERSON  
(Choice from Cleveland)  
CB, 5-10, 191, Virginia Tech

- (A) JACKSON, TERRY  
(Choice from Miami)  
RB, 6-0, 218, Florida
- (B) HOPSON, TYRONE  
T, 6-2, 305, Eastern Kentucky
- STREETS, TAI  
WR, 6-1, 193, Michigan
- MINOR, KORY  
LB, 6-0, 247, Notre Dame

\* 2000 Draft included 31 selections with Cleveland Browns

### 2000

(April 15-16, 2000)  
(Drafted Alternately 3-4)

- (A) PETERSON, JULIAN  
(Choice from NY Jets)  
LB, 6-3, 235, Michigan State
- (B) PLUMMER, AHMED  
(Choice from Washington)  
CB, 5-11, 191, Ohio State
- (A) ENGELBERGER, JOHN  
DE, 6-4, 260, Virginia Tech
- (B) WEBSTER, JASON  
(Choice from NY Jets)  
CB, 5-9, 180, Texas A&M
- (A) CARMAZZI, GIOVANNI  
QB, 6-3, 224, Hofstra
- (B) ULBRICH, JEFF  
(Choice from Seattle)  
LB, 6-0, 249, Hawaii
- KEITH, JOHN  
(Choice from NY Jets)  
S, 6-0, 207, Furman
- (A) SMITH, PAUL  
RB, 5-11, 234, UTEP
- (B) MILEM, JOHN  
(Choice from Chicago)  
DE, 6-7, 290, Lenoir-Rhyne
- (A) RATTAY, TIM  
(Choice from New England)  
QB, 6-0, 215, Louisiana Tech
- (B) JENNINGS, BRIAN  
(Choice from Miami)  
TE, 6-5, 238, Arizona State

## HALF A 'G'

### SAN FRANCISCO'S 500-YARD GAMES

598	vs. Buffalo (9-13-92)	521	vs. Rams (10-8-61)
597	vs. Baltimore (12-13-53)	521	vs. Minnesota (12-8-84)
590	vs. Atlanta (10-18-92)	517	vs. Atlanta (9-24-67)
580	at Seattle (9-25-88)	517	at Houston (10-21-84)
565	at Detroit (12-19-93)	515	vs. Atlanta (11-12-89)
557	vs. N.Y. Jets (9-6-98)	510	at Philadelphia (10-3-71)
555	at Minnesota (10-15-61)	506	at Atlanta (1-3-00)
542	at Cincinnati (12-5-99)	505	vs. Detroit (10-20-91)
539	at Rams (11-29-93)	504	at Atlanta (10-16-66)
539	at Green Bay (11-23-58)	504	at Washington (9-14-98)
538	vs. Atlanta (9-27-98)	502	at Rams (12-11-89)
537	vs. Miami (1-20-85)*	501	at Washington (11-17-86)
536	vs. Chicago (11-19-61)	500	at Dallas Texans (10-5-52)
534	vs. Washington (9-29-54)	500	at New Orleans (12-15-85)
527	at St. Louis (9-18-83)		

\*Super Bowl XIX



## TRADE HISTORY

### 1950

HB Emil Sitko from Los Angeles Rams for HB Glenn Davis.

E Gordy Soltau from Cleveland Browns for 1951 No. 4 draft choice.

DB Howie Livingston from Washington Redskins for undisclosed considerations.

### 1952

HB J.R. Boone from Chicago Bears for 1953 No. 6 draft choice.

### 1953

E Bob Van Doren from Cleveland Browns for 1954 No. 8 draft choice.

HB Fred Bruney from Cleveland Browns for 1954 No. 10 draft choice.

### 1954

HB John Henry Johnson from Pittsburgh Steelers for HB Ed Pullerton.

HB John Williams from Washington Redskins for T Ray Collins.

QB Arnie Galiffa from New York Giants for DE Bob Van Doren.

### 1955

C Ed Beatty from Los Angeles Rams for HB Jim Cason, G Nick Feher, and 1956 No. 5 draft choice.

E Ted Vaught from Philadelphia Eagles for undisclosed future draft choice.

### 1956

T Bob Cross from Los Angeles Rams for 1957 No. 3 draft choice.

### 1957

HB Bill Stits from Detroit Lions for HB John Henry Johnson and a 1958 No. 7 draft choice.

LB Marv Matuszak from Pittsburgh Steelers for QB Earl Morrall and G Mike Sandusky.

HB Val Joe Walker from Detroit Lions for 1958 No. 15 draft choice.

### 1960

LB Jerry Wilson from Philadelphia Eagles for G John Wittenborn.

1961 No. 1a draft choice (HB Jimmy Johnson) from Pittsburgh Steelers for DB Dick Moegle.

1961 No. 1b draft choice (QB Billy Kilmer) from Baltimore Colts for TE Dee Mackey.

### 1961

G/LB Lou Cordileone from New York Giants for QB Y.A. Tittle.

### 1962

DB Elbert Kimbrough from Los Angeles Rams for DE Lou Cordileone.

C John Mellekus from Chicago Bears for 1963 No. 4 draft choice.

HB Bobby Gaiters from New York Giants for E Aaron Thomas.

### 1963

1965 No. 1 draft choice (DB George Donnelly) from Cleveland Browns for Cleveland signing free agent G Ted Connolly.

LB Mike Dowdle from Dallas Cowboys for HB Jim Ridlon.

T Roy Williams from Minnesota Vikings for 1965 No. 8 draft choice.

### 1964

C Frank Morze from Cleveland Browns for 1965 No. 6 draft choice.

### 1965

HB John David Crow from St. Louis Cardinals for HB Abe Woodson.

DE Dan LaRose from Baltimore Colts for 1966 No. 7 draft choice.



## 1967

1967 No. 1 draft choice (**QB Steve Spurrier**) from Atlanta Falcons for **FL Bernie Casey**, **G Jim Wilson**, and **T Jim Norton**.

## 1968

**LB Harold Hays** from Dallas Cowboys for 1969 No. 3 draft choice.

**DE Kevin Hardy** from New Orleans Saints as compensation for Saints' signing **E Dave Parks**.

1968 No. 1 draft choice (**TE Ted Kwalick**) - see Dave Parks above.

**WR Clifton McNeil** from Cleveland Browns for 1969 No. 2 draft choice.

## 1969

**G Randy Beisler** from Philadelphia Eagles for **QB George Mira**.

**DB Roosevelt Taylor** from Chicago Bears for **G Howard Mudd**.

**KR Noland Smith** from Kansas City Chiefs for 1970 No. 3 draft choice.

## 1970

**PK Bruce Gossett** from Los Angeles Rams for **HB Kermit Alexander** and 1970 No. 2 draft choice.

## 1972

**DE Rolf Krueger** from St. Louis Cardinals for 1973 No. 2 draft choice and 1974 No. 3 draft choice.

## 1973

**RB Randy Jackson** from Buffalo Bills for **DT Earl Edwards**.

**WR Danny Abramowicz** from New Orleans Saints for 1974 No. 4 & 5 draft choices.

## 1974

**TE Tom Mitchell** from Baltimore Colts for returned Colts' 1975 No. 3 draft choice and 1976 No. 4 draft choice.

**T Bob Penchion** from Buffalo Bills for 1975 No. 7 draft choice.

**WR Robert West** from Kansas City Chiefs for 1975 No. 6 draft choice.

**QB Norm Snead** from New York Giants for 1975 No. 3 draft choice and 1976 No. 4 draft choice.

1976 No. 1 draft choice (choice traded to Patriots for **QB Jim Plunkett**) from Houston Oilers for **RB Vic Washington**.

## 1975

**WR Bob Hayes** from Dallas Cowboys for 1976 No. 3 draft choice.

**LB Dave Washington** from Buffalo Bills for 1977 No. 5 draft choice.

**CB Nate Allen** from Kansas City Chiefs for **G Randy Beiser** and Saints' 1976 No. 3 choice.

## 1976

**WR Willie McGee** and **LB Bruce Elia** from Tampa Bay Buccaneers for **QB Steve Spurrier**.

**QB Jim Plunkett** from New England Patriots for **QB Tom Owens**, 1976 & '77 No. 1 choices, 1976 Houston's No. 1 choice, and 1977 No. 1 choice.

**G Steve Lawson** from Minnesota Vikings for **DB Windlan Hall**.

**QB Marty Domres** from Baltimore Colts for 1978 No. 5 draft choice.

**TE Jim Obradovich** from New York Giants for 1977 No. 8 draft choice.

**WR Jim Lash** from Minnesota Vikings for **RB Sammy Johnson**.

## 1977

**LB Ed Bradley** from Seattle Seahawks for **DT Bill Sandifer**.

**DT Ed Galigher** from New York Jets for 1977 No. 3 draft choice.

**TE Paul Seal** from New Orleans Saints for **G John Watson**.

## 1978

**RB O.J. Simpson** from Buffalo Bills for 1979 No. 1 draft choice, 1978 & '79 No. 2 draft choices, 1978 No. 3 draft choice, and 1979 No. 4 draft choice.

**WR Larry Jones** from Washington Redskins for **TE Tom Mitchell** and 1978 No. 8 draft choice.

**WR Freddie Solomon** and **S Vern Roberson** from Miami Dolphins for **RB Delvin Williams**.

**FB Greg Boykin** from New Orleans Saints for **DB Ralph McGill**.



**LB Joe Harris** from Washington Redskins for 1978 Vikings' No. 6 draft choice.

**G Steve Knutson** from Green Bay Packers for 1979 No. 8 draft choice.

**S Chuck Crist** from New Orleans Saints for **LB Skip Vanderbundt**.

**S Bob Jury** and 1979 Cowboys' No. 3 draft choice (**QB Joe Montana**) from Seattle Seahawks for 1979 No. 3 draft choice.

### 1979

**CB Melvin Morgan** from Cincinnati Bengals for 1980 No. 7 draft choice.

**RB Mike Hogan** from Philadelphia Eagles for 1981 No. 7 draft choice.

**S Tim Gray** from Kansas City Chiefs for 1980 No. 9 draft choice.

**S Tony Dungy** from Pittsburgh Steelers for 1980 No. 10 draft choice.

**CB Charles Cornelius** from Miami Dolphins for 1980 No. 11 draft choice.

**RB Lenvil Elliott** from Cincinnati Bengals for the first right to waived players.

### 1980

**DB Scott Perry** from Cincinnati Bengals for 1981 No. 9 draft choice.

**DB Ray Rhodes** and **WR Jimmy Robinson** from New York Giants for **S Tony Dungy** and **FB Mike Hogan**.

**TE Charle Young** from Los Angeles Rams for 1980 No. 3 draft choice and 1983 unconditional No. 4 draft choice.

**LB Thomas Henderson** from Dallas Cowboys for 1981 No. 4 draft choice.

**DT Jim Krah** from Baltimore Colts for 1981 No. 10 draft choice.

### 1981

**QB Guy Benjamin** from New Orleans Saints for 1982 No. 6 draft choice.

**G/T Dan Audick** from San Diego Chargers for 1982 No. 3 draft choice.

**FB Johnny Davis** from Tampa Bay Buccaneers for **RB/WR James Owens**.

**RB Amos Lawrence** from San Diego Chargers for 1984 No. 4 draft choice.

**DE Fred Dean** from San Diego Chargers 1983 No. 2 draft choice and option to exchange 1983 No. 1 draft choices.

### 1982

**TE Russ Francis** from New England Patriots for 1982 No. 1 & No. 4 draft choices.

**LB Bob Horn** from San Diego Chargers for 1983 No. 8 draft choice.

**T Lindsey Mason** from Los Angeles Raiders for 1983 Raiders' No. 5 draft choice acquired for **DE Cedrick Hardman** in 1980.

### 1983

**RB Wendell Tyler** from Los Angeles Rams for 1983 No. 2 draft choice and 1983 Broncos' No. 4 draft choice.

**QB Matt Cavanaugh** from New England Patriots for 1984 No. 7 draft choice.

**P Tom Orosz** from Miami Dolphins for 1984 Bears' No. 12 draft choice.

### 1984

**DT Louie Kelcher** from San Diego Chargers for 1984 No. 8 & No. 12 draft choices and 1985 conditional No. 9 draft choice.

**DT Manu Tuiaosopo** from Seattle Seahawks for 1984 Buccaneers' No. 4 draft choice and 1985 No. 10 49ers' draft choice.

**CB Mario Clark** from Buffalo Bills for 1985 No. 4 draft choice.

**DT Gary Johnson** from San Diego Chargers for 1986 No. 5 & No. 11 draft choices.

### 1985

1985 No. 1 draft choice (**WR Jerry Rice**) from New England Patriots for 1985 No. 1, 2, & 3 draft choices.

**LB Fulton Kuykendall** from Atlanta Falcons for **DE/DT Lawrence Pillers**.

**C Jim Leonard** from Tampa Bay Buccaneers for 1986 No. 12 draft choice.

**CB Tory Nixon** from Washington Redskins for 1986 No. 6 draft choice.



## 1986

**QB Jeff Kemp** from Los Angeles Rams for 1986 Lions' No. 3 draft choice.

**RB Joe Cribbs** from Buffalo Bills for 1987 No. 3 and 1988 No. 5 draft choices.

1986 No. 2 draft choice (**DE Larry Roberts**) from Detroit Lions for 1986 Bills' No. 2 draft choice, 1986 No. 3 draft choice (**FB Tom Rathman**) from Buffalo Bills for 1986 Cowboys' No. 1 draft choice and 1986 49ers' No. 10 draft choice.

1986 No. 3 draft choice (**CB Tim McKyer**) from Philadelphia Eagles for **QB Matt Cavanaugh**.

1986 No. 4a draft choice (**LB Charles Haley**) from Cleveland Browns for 1986 Lions' No. 3a draft choice.

1986 No. 4b draft choice (**T Steve Wallace**) from Washington Redskins for 1986 Lions' No. 3b draft choice.

1986 No. 6 draft choice (**FS Don Griffin**) from New York Jets for **T Billy Shields**.

## 1987

**LB Keith Browner** from Tampa Bay Buccaneers for 1988 No. 6 draft choice.

**QB Steve Young** from Tampa Bay Buccaneers for 1987 No. 2 & 4 draft choices.

## 1988

**WR Wes Chandler** from New Orleans Saints for **C Fred Quillan**.

## 1991

**LB Tim Harris** from Green Bay Packers for 1992 No. 2 draft choice and 1993 No. 2 draft choice.

## 1992

1993 No. 2 draft choice and 1994 No. 3 draft choice from Dallas Cowboys for **DE Charles Haley**.

## 1993

1993 No. 1 draft choice from Kansas City Chiefs for **QB Joe Montana** and **S David Whitmore**.

1993 No. 1 draft choice (**DE Dana Stubblefield**) from New Orleans Saints for 1993 Chiefs' No. 1 draft choice.

1994 No. 1 draft choice (choice trade to Rams for 1994 Falcons' No. 1 draft choice) from San Diego Chargers for 1993 Raiders' No. 2 draft choice.

## 1994

1994 No. 1 draft choice (**DT Bryant Young**) from Atlanta Falcons via Indianapolis Colts and Los Angeles Rams for 1994 Chargers' No. 1 draft choice, 1994 49ers' No. 2 draft choice, and 1994 Eagles' No. 3 draft choice.

1994 No. 1 draft choice (**FB William Floyd**) from Dallas Cowboys for 1994 No. 1 & 7 draft choices.

## 1995

1995 No. 1 draft choice (**WR J.J. Stokes**) from Cleveland Browns for 1995 No. 1 & No. 3 draft choices, 1995 Chiefs' No. 4 draft choice, and 1996 No. 1 draft choice.

**CB Marquez Pope** from St. Louis Rams 1995 No. 2 draft choice.

## 1996

**RB Terry Kirby** from Miami Dolphins for 1997 No. 4 draft choice.

## 1998

**LB Anthony Peterson** from Chicago Bears for 1998 No. 7 draft choice.

**T Jamie Brown** from Denver Broncos for 1999 No. 2 draft choice.

1998 No. 7 draft choice (**WR Ryan Thelwell**) from Atlanta Falcons for 1999 No. 6 draft choice.

## 1999

**DE Roy Barker** and **TE Irv Smith** to Cleveland Browns for past considerations.

**QB Ty Detmer** and 1999 No. 4 draft pick to Cleveland Browns for 1999 No. and No. 5 draft picks.

**G Kevin Gogan** to Miami Dolphins for 1999 No. 5 draft pick.

**QB Jim Drunkenmiller** to Miami Dolphins for 2000 No. 7 and 2001 No. 7.

**CB Craig Newsome** from Green Bay Packers for 2000 No. 5 draft choice.

1999 No. 1 draft choice (**DT Reggie McGrew**) from Miami Dolphins for 1999 No. 1 and No. 5 draft choices.

1999 No. 4 draft choice (**CB Anthony Parker**) from Cleveland Browns for **FB Marc Edwards**.

1999 No. 4 draft choice (**CB Pierson Prioleau**) and No. 6 draft choice (**WR Tai Streets**) from Indianapolis Colts for 1999 No. 4 draft choice.



## 2000

2000 No. 1 draft choice (3rd overall) to Washington Redskins for two 2000 No. 1 draft choices (12th and 24th) and No. 4 pick.

2000 No. 1 draft choice (12th overall) to New York Jets for No. 1 (16th overall) and No. 2 (48th overall) draft choices.


2000 No. 3 draft choice (*Jeff Ulbrich*) from Seattle for No. 4 and No. 7 draft choices.

2000 No. 4 draft choice (98th overall) to Green Bay for No. 4 (108) and No. 5 (132) draft choices.

2000 No. 5 draft choice (*John Milem*) from Chicago for No. 6 and No. 7 draft choices.

2000 No. 7 draft choice (*Tim Rattay*) from New England for 2001 No. 6 pick.

CB R.W. McQuarters for 2001 conditional draft pick.



The 49ers offensive line has been a major reason why San Francisco has led the NFL in rushing for consecutive seasons (1998-99).



# 49ERS IN FREE AGENCY

## PLAN B

(1989-92)

### FREE AGENTS SIGNED

— 1989 —

PLAYER	TEAM	DATE
WR Mike Sherrard	Dallas	3-30-89
G Terry Tausch	Minnesota	2-28-89
RB Spencer Tillman	Houston	3-27-89
TE Jamie Williams	Houston	3-14-89

— 1990 —

S Greg Cox	N.Y. Giants	3-29-90
DT Fred Smerlas	Buffalo	3-28-90
S Dave Waymer	New Orleans	2-20-90

— 1991 —

S Todd Bowles	Washington	4-1-91
G Roy Foster	Miami	3-25-91
LB Darin Jordan	L.A. Raiders	4-1-91
S Dave Whitmore	N.Y. Giants	3-13-91

— 1992 —

S Thane Gash	Cleveland	3-10-92
RB Marc Logan	Miami	4-1-92
C/G Ralph Tamm	Cincinnati	3-31-92
WR Odessa Turner	N.Y. Giants	4-1-92

### FREE AGENTS LOST

— 1989 —

PLAYER	TEAM	DATE
S Greg Cox	N.Y. Giants	3-16-89
TE Ron Heller	Atlanta	3-8-89

— 1990 —

WR Terry Greer	Detroit	3-31-90
----------------	---------	---------

— 1991 —

RB Roger Craig	L.A. Raiders	4-1-91
S Ronnie Lott	L.A. Raiders	3-25-91
LB Matt Millen	Washington	4-1-91

— 1992 —

WR Sanjay Beach	Green Bay	3-31-92
T Scott Bowles	New England	3-27-92
WR Tony Hargain	Kansas City	4-1-92
DE Greg Joelson	San Diego	3-31-92
T Frank Pollack	Denver	3-20-92
RB Spencer Tillman	Houston	4-1-92
S Dave Waymer	L.A. Raiders	4-1-92

## UNRESTRICTED FREE AGENCY

(1993-00)

### FREE AGENTS SIGNED

— 1993 —

S Tim McDonald	Arizona	4-7-93
----------------	---------	--------

— 1994 —

CB Toi Cook	New Orleans	8-22-94
DE Richard Dent	Chicago	6-9-94
LB Rickey Jackson	New Orleans	8-2-94
DE Charles Mann	Washington	9-15-94
WR Ed McCaffrey	N.Y. Giants	7-25-94
LB Ken Norton Jr.	Dallas	4-20-94
C Bart Oates	N.Y. Giants	7-15-94
LB Gary Plummer	San Diego	3-24-94
CB Deion Sanders	Atlanta	9-15-94

### FREE AGENTS LOST

— 1993 —

DE Tim Harris	Philadelphia	4-21-93
DE Pierce Holt	Atlanta	3-17-93
WR Mike Sherrard	N.Y. Giants	4-2-93

— 1994 —

CB Don Griffin	Cleveland	4-19-94
TE Wesley Walls	New Orleans	4-27-94
TE Jamie Williams	L.A. Raiders	5-2-94



**FREE AGENTS SIGNED**

— 1995 —

DE	Oliver Barnett	Buffalo	3-10-95
CB	Marquez Pope	St. Louis	4-10-95
T	Kirk Scafford	Denver	3-22-95

— 1996 —

DE	Roy Barker	Minnesota	2-28-96
G	Ray Brown	Washington	2-25-96
S	Curtis Buckley (RFA)	Tampa Bay	2-21-96
TE	Adrian Cooper	Minnesota	4-2-96
DE	Chris Doleman	Atlanta	3-14-96
C/LB	Randy Kirk	Arizona	3-25-96
FB	Tommy Vardell	Baltimore	3-20-96

— 1997 —

G	Kevin Gogan	Oakland	2-24-97
LB	Kevin Greene	Carolina	8-26-97
RB	Garrison Hearst	Cincinnati	3-7-97
LB	Jim Schwantz (RFA)	Dallas	4-14-97
CB	Darnell Walker	Atlanta	3-24-97
CB	Rod Woodson	Pittsburgh	7-17-97
K	Gary Anderson	Philadelphia	6-11-97

— 1998 —

QB	Ty Detmer	Philadelphia	3-12-98
DT	Shane Bonham	Detroit	4-21-98
CB	Antonio Langham	Baltimore	3-9-98
LB	Winfred Tubbs	New Orleans	2-18-98
TE	Irv Smith	New Orleans	2-26-98
DE	Gabe Wilkins	Green Bay	2-26-98

— 1999 —

QB	Jeff Garcia	Calgary (CFL)	2-16-99
RB	Charlie Garner	Philadelphia	7-19-99
RB	Travis Jervey	Green Bay	3-22-99
DE	Marvin Washington	Denver	4-1-99
FB	Tommy Vardell	Detroit	4-23-99
CB	Mark McMillian	Kansas City	6-8-99
QB	Steve Stenstrom	Chicago	7-1-99

— 2000 —

QB	Rick Mirer	N.Y. Jets	6-13-00
T	Matt Willig	St. Louis	6-7-00

**FREE AGENTS LOST**

— 1995 —

RB	Dexter Carter	N.Y. Jets	3-1-95
DT	Rhett Hall	Philadelphia	3-9-95
DE	Charles Mann	Washington	5-24-95
WR	Ed McCaffrey	Denver	3-7-95
QB	Bill Musgrave	Denver	3-7-95
CB	Deion Sanders	Dallas	9-9-95
RB	Ricky Watters	Philadelphia	3-18-95

— 1996 —

CB	Toi Cook	Denver	4-12-96
CB	Eric Davis	Carolina	2-19-96

— 1997 —

QB	Elvis Grbac	Kansas City	3-17-97
CB	Steve Israel	New England	3-24-97
RB	Anthony Lynn	Denver	2-25-97
LB	Anthony Peterson	Chicago	3-7-97
WR	Nate Singleton	Philadelphia	4-4-97
K	Jeff Wilkins	St. Louis	3-3-97

— 1998 —

S	Brett Maxie	Carolina	2-13-98
FB	William Floyd	Carolina	3-9-98
WR	Justin Armour	Denver	2-20-98
G	Rod Milstead	Washington	3-3-98
K	Gary Anderson	Minnesota	2-23-98
DT	Dana Stubblefield	Washington	2-23-98
DE	Marvin Washington	Denver	3-2-98
LB	Kevin Mitchell	New Orleans	2-20-98
CB	Tyrone Drakeford	New Orleans	2-20-98

— 1999 —

CB	Marquez Pope	Cleveland	3-3-99
RB	Terry Kirby	Cleveland	3-5-99



# PRO BOWL 49ERS

## 1950 (Jan. 14, '51)

Frank Albert, QB  
Visco Grgich, G  
Leo Nomellini, T  
Norm Standlee, FB  
John Strzykalski, HB

## 1951 (Jan. 12, '52)

Jim Cason, HB  
Ray Collins, T  
Leo Nomellini, T  
\* Gordy Soltau, E

## 1952 (Jan. 10, '53)

Ed Henke, E  
\* Bill Johnson, C  
Hugh McElhenny, HB  
Leo Nomellini, T  
Joe Perry, FB  
Gordy Soltau, E

## 1953 (Jan. 17, '54)

\* Bill Johnson, C  
Hugh McElhenny, HB  
Art Milchalik, G  
\* Leo Nomellini, T  
\* Joe Perry, FB  
\* Gordy Soltau, E  
Y.A. Tittle, QB

## 1954 (Jan. 16, '55)

\* Bruno Banducci, G  
Al Carapella, T  
Jim Cason, HB  
\* John Henry Johnson, HB  
\* Joe Perry, FB  
\* Y.A. Tittle, QB  
\*+ Billy Wilson, E

## 1955 (Jan. 15, '56)

Dick Moegle, HB  
Bob Toneff, T  
\* Billy Wilson, E

## 1956 (Jan. 13, '57)

\* Hugh McElhenny, HB  
Leo Nomellini, T  
\* Bob St. Clair, T  
\* Billy Wilson, E

## 1957 (Jan. 12, '58)

Marv Matuszak, LB  
\*+ Hugh McElhenny, HB  
Leo Nomellini, T  
\* Y.A. Tittle, QB  
\* Billy Wilson, E

## 1958 (Jan. 11, '59)

Hugh McElhenny, HB  
Jerry Mertens, HB

Leo Nomellini, T

\* Bob St. Clair, T  
\* Billy Wilson, E

## 1959 (Jan. 17, '60)

Dave Baker, HB  
Leo Nomellini, T

\* Bob St. Clair, T  
\* J.D. Smith, FB  
Billy Wilson, E  
Abe Woodson, DHB

## 1960 (Jan. 15, '61)

\* Bruce Bosley, G  
Charlie Krueger, DT  
Leo Nomellini, T  
\* Bob St. Clair, T  
Abe Woodson, DHB

## 1961 (Jan. 14, '62)

\* Ted Connolly, G  
\* Eddie Dove, DHB  
Leo Nomellini, T  
\* Bob St. Clair, T  
\* Abe Woodson, DHB

## 1962 (Jan. 13, '63)

Tommy Davis, K  
Matt Hazeltine, LB  
\* J.D. Smith, FB  
\* Abe Woodson, DHB

## 1963 (Jan. 12, '64)

Tommy Davis, K  
Abe Woodson, DHB

## 1964 (Jan. 10, '65)

Matt Hazeltine, LB  
Charlie Krueger, DT  
Dave Parks, E

## 1965 (Jan. 16, '66)

\* Bruce Bosley, C  
\* John Brodie, QB  
John David Crow, HB  
\* Dave Parks, E  
\* Walt Rock, T  
\* Ken Willard, FB

## 1966 (Jan. 22, '67)

Bruce Bosley, C  
\* Howard Mudd, G  
\* Dave Parks, E  
Walt Rock, T  
John Thomas, T  
Dave Wilcox, LB  
Ken Willard, FB

## 1967 (Jan. 21, '68)

Bruce Bosley, C  
Howard Mudd, G

## 1968 (Jan. 19, '69)

\* Kermit Alexander, CB  
\* Clifton McNeil, E  
\* Howard Mudd, G  
Dave Wilcox, LB  
\* Ken Willard, FB

## 1969 (Jan. 18, '70)

Elmer Collett, G  
Jimmy Johnson, CB  
Gene Washington, WR  
\* Dave Wilcox, LB  
Ken Willard, FB

## 1970 (Jan. 24, '71)

\* John Brodie, QB  
\* Jimmy Johnson, CB  
Len Rohde, T  
\* Gene Washington, WR  
Dave Wilcox, LB

## 1971 (Jan. 23, '72)

\* Forrest Blue, C  
\* Cedrick Hardman, DE  
\* Jimmy Johnson, CB  
\* Ted Kwalick, TE  
Bruce Taylor, CB  
\* Gene Washington, WR  
Vic Washington, RB  
\* Dave Wilcox, LB

## 1972 (Jan. 21, '73)

\* Forrest Blue, C  
\* Jimmy Johnson, CB  
\* Ted Kwalick, TE  
Woody Peoples, G  
\* Gene Washington, WR  
\* Dave Wilcox, LB

## 1973 (Jan. 20, '74)

\* Forrest Blue, C  
\* Ted Kwalick, TE  
Woody Peoples, G  
\* Dave Wilcox, LB  
Tom Wittum, P

## 1974 (Jan. 20, '75)

Forrest Blue, C  
Jimmy Johnson, CB  
Tom Wittum, P

## 1975 (Jan. 26, '76)

\* Cedrick Hardman, DE

## 1976 (Jan. 17, '77)

\* Cleveland Elam, DT  
\* Tommy Hart, DE  
Dave Washington, LB  
Delvin Williams, RB

**1977 (Jan. 23, '78)**

- \* Cleveland Elam, DT

**1978 (Jan. 29, '79)**

None

**1979 (Jan. 27, '80)**

None

**1980 (Feb. 1, '81)**

None

**1981 (Jan. 31, '82)**

- Dwight Clark, WR
- \* Randy Cross, G
- Fred Dean, DE
- Dwight Hicks, S
- \* Ronnie Lott, CB
- \* Joe Montana, QB

**1982 (Feb. 6, '83)**

- \* Dwight Clark, WR
- \* Randy Cross, G
- Dwight Hicks, S
- Ronnie Lott, CB

**1983 (Jan. 29, '84)**

- Fred Dean, DE
- Dwight Hicks, S
- \* Ronnie Lott, CB
- Joe Montana, QB
- 49ers' Coaching Staff

**1984 (Jan. 27, '85)**

- \* Randy Cross, G
- Keith Fahnhorst, T
- \* Dwight Hicks, S
- Ronnie Lott, CB
- \* Joe Montana, QB
- \* Fred Quillan, C
- Keena Turner, LB
- Wendell Tyler, RB
- Carlton Williamson, S
- Eric Wright, CB

**1985 (Feb. 2, '86)**

- Michael Carter, NT
- \* Roger Craig, FB
- \*# Joe Montana, QB
- Fred Quillan, C
- \* Carlton, Williamson, S
- \*# Eric Wright, CB

**1986 (Feb. 1, '87)**

- \* Ronnie Lott, S
- \* Jerry Rice, WR

**1987 (Feb. 7, '88)**

- \* Michael Carter, NT
- Roger Craig, RB
- \* Ronnie Lott, S
- \* Joe Montana, QB
- \* Jerry Rice, WR

**1988 (Jan. 29, '89)**

- Michael Carter, NT
- \* Roger Craig, RB
- Charles Haley, LB-DE
- \* Ronnie Lott, S
- \* Jerry Rice, WR
- John Taylor, WR

**1989 (Feb. 4, '90)**

- Roger Craig, RB
- \* Ronnie Lott, S
- Guy McIntyre, G
- \* Joe Montana, QB
- \* Jerry Rice, WR
- John Taylor, WR

**1990 (Feb. 3, '91)**

- \* Charles Haley, LB-DE
- \* Ronnie Lott, S
- Guy McIntyre, G
- \*# Joe Montana, QB
- \* Jerry Rice, WR
- 49ers' Coaching Staff

**1991 (Feb. 2, '92)**

- Charles Haley, LB-DE
- \* Guy McIntyre, G
- \* Jerry Rice, WR

**1992 (Feb. 7, '93)**

- \* Pierce Holt, DL
- Brent Jones, TE
- \* Guy McIntyre, G
- \* Jerry Rice, WR
- Steve Wallace, T
- Ricky Watters, RB
- \* Steve Young, QB
- 49ers' Coaching Staff

**1993 (Feb. 6, '94)**

- \* Harris Barton, T
- Brent Jones, TE
- \* Tim McDonald, SS
- Guy McIntyre, G
- \* Jerry Rice, WR
- Jesse Sapolu, C
- Ricky Watters, RB
- Steve Young, QB
- 49ers' Coaching Staff

**1994 (Feb. 5, '95)**

- \* Merton Hanks, FS
- \* Brent Jones, TE
- Tim McDonald, SS
- Bart Oates, C
- \* Jerry Rice, WR
- \* Deion Sanders, CB
- Jesse Sapolu, G
- Dana Stubblefield, DT
- Ricky Watters, RB
- \* Steve Young, QB

**1995 (Feb. 4, '96)**

- \* Eric Davis, CB
- \* Merton Hanks, FS
- Brent Jones, TE
- Tim McDonald, SS
- Ken Norton Jr., LB
- Bart Oates, C
- \* Jerry Rice, WR
- Dana Stubblefield, DT
- \* Lee Woodall, LB
- Steve Young, QB

**1996 (Feb. 2, '97)**

- \* Merton Hanks, FS
- \* Jerry Rice, WR
- \* Bryant Young, DT
- Steve Young, QB

**1997 (Feb. 1, '98)**

- Chris Doleman, DE
- Kevin Gogan, G
- \* Merton Hanks, FS
- Ken Norton, Jr., LB
- \* Dana Stubblefield, DT
- Lee Woodall, LB
- Steve Young, QB

**1998 (Feb. 7, 1999)**

- Garrison Hearst, RB
- \* Kevin Gogan, G
- Jerry Rice, WR
- \* Steve Young, QB
- Winfred Tubbs, LB

**1999 (Feb. 6, 2000)**

- \* Lance Schulters, S
- Bryant Young, DT



## ALL-PRO 49ERS

**1946** — **Alyn Beals** E (First Team, UPI, AAFC), **Bruno Banducci** G (First Team, UPI, NYN, AAFC), **Frank Albert** QB (First Team, NYN), **Norm Standlee** F (Second Team, UPI, NYN, AAFC), **Garland Gregory** G (Second Team, NYN)

**1947** — **Bruno Banducci** G (First Team, AP, NYN, CO, AAFC), **Bob Bryant** T (First Team, CB), **Alyn Beals** E (Second Team, CB, AAFC), **John Woudenberg** T (Second Team, AP, AAFC), **John Strzykalski** H (Second Team, AAFC), **Norm Standlee** F (Second Team, AAFC), **Garland Gregory** G (Second Team, CB)

**1948** — **Alyn Beals** E (First Team, UPI, NYN, AAFC), **John Strzykalski** H (First Team, UPI, NYN, AAFC), **John Woudenberg** T (First Team, NYN), **Riley Matheson** G (Second Team, NYN, AAFC), **Frank Albert** QB (First Team, SN, SP, NYN), **Bruno Banducci** G (Honorable Mention, AP, SN)

**1949** — **Alyn Beals** E (First Team, UPI, NYN, IN, AAFC) **Visco Grgich** G (First Team, UPI, NYN, AAFC), **Joe Perry** B (First Team, UPI, NYN, AAFC), **Frank Albert** QB (First Team, AAFC), **John Woudenberg** T (Honorable Mention, UPI), **Bruno Banducci** G (Honorable Mention, UPI), **Bill Johnson** C (Honorable Mention, UPI), **Jim Cason** H (First Team, IN), **Jim Strzykalski** H (Honorable Mention, UPI)

**1950** — **John Strzykalski** H (Second Team, AP), **Visco Grgich** G (Honorable Mention, AP, UPI), **Frank Albert** QB (Honorable Mention, AP), **Joe Perry** F (Honorable Mention, AP)

**1951** — **Leo Nomellini** T (First Team, AP) **Gordy Soltau** E (Second Team, UPI), **Bruno Banducci** G (Second Team, AP, UPI), **Joe Perry** F (Honorable Mention, AP)

**1952** — \*1 **Hugh McElhenny** HB (AP, UPI, NYN), **Leo Nomellini** T (First Team, AP, UPI, NYN), **Gordy Soltau** E (First Team, AP, UPI, NYN), **Bob Toneff** T (Second Team, AP, UPI, NYN), **Bruno Banducci** G (First Team, NYN), **Bill Johnson** C (Second Team, AP, NYN), **Joe Perry** RB (Honorable Mention, AP, UPI), **Ed Henke** DE (Second Team, UPI, NYN), **Visco Grgich** G (Honorable Mention, UPI), **Hardy Brown** LB (Second Team, NYN), **Lowell Wagner** DB (Second Team, NYN), **Jim Cason** DB (Honorable Mention, AP)

**1953** — **Bruno Banducci** G (First Team, UPI), **Hugh McElhenny** HB (AP, UPI, NYN), **Leo Nomellini** DT (AP, UPI, NYN, PFD), **Joe Perry** FB (First Team, AP, UPI, NYN, PFD), **Gordy Soltau** E (Second Team, UPI), **Bob St. Clair** T (Second Team, UPI), **Bill Johnson** C (Second Team, UPI), **Y.A. Tittle** QB (Honorable Mention, AP), **Charlie Powell** DE (Honorable Mention), **Art Michalik** G (Second Team, NYN), **Hardy Brown** LB (Honorable Mention, AP, UPI)

**1954** — **Bruno Banducci** G (First Team, AP, UPI, SN, NYN), **Leo Nomellini** DT (First Team, AP, UPI, NYN), **Joe Perry** FB (First Team, AP, UPI, SN, PFD), **Billy Wilson** E (Second Team, AP, UPI, NYN), **Bob St. Clair** T (Second Team, AP, UPI, NYN), **Bill Johnson** C (First Team, NYN), **Hugh McElhenny** RB (Second Team, AP, UPI, SN), **John Henry Johnson** RB (Second Team, UPI, NYN), **Bob Toneff** DT (Honorable Mention, UPI)

**1955** — **Bob St. Clair** T (First Team, UPI, NEA), **Bob Toneff** DT (First Team, AP, SN, NYN), **Billy Wilson** E (First Team, UPI, NEA, SN, NYN), **Bill Johnson** C (Second Team, NEA), **Joe Perry** RB (Honorable Mention, AP), **Hardy Brown** LB (Honorable Mention, AP), **Rex Berry** DB (Second Team, NEA)

**1956** — **Bob St. Clair** T (First Team, NEA), **Billy Wilson** E (Second Team, AP, UPI, NEA), **Hugh McElhenny** RB (Second Team, AP, UPI, NEA, NYN)

**1957** — **Marv Matuszak** LB (First Team, AP, UPI, NEA), **Leo Nomellini** DT (First Team, AP, UPI), \*2 **Y.A. Tittle** QB (First Team, AP, UPI, NYN), **Billy Wilson** E (First Team, AP, UPI, NEA, NYN), **Dickey Moegle** DB (First Team, NYN), **Clyde Conner** E (Second Team, NYN), **Hugh McElhenny** RB (Second Team, AP, NEA)

**1958** — **Billy Wilson** E (Second Team, NEA, NYN, FW), **Bob St. Clair** T (Second Team, AP, NEA, FW), **Dickey Moegle** DB (Second Team, FW)

**1959** — **Leo Nomellini** DT (First Team, AP, UPI, NEA, NYN, HE, DN), **J.D. Smith** RB (First Team, UPI, DN), **Abe Woodson** CB (First Team, AP, UPI), **Billy Wilson** E (Second Team, NEA), **Bob St. Clair** T (Honorable Mention, UPI), **Bruce Bosley** G (Second Team, AP), **Matt Hazeltine** LB (Honorable Mention, UPI), **Dave Baker** S (Honorable Mention, UPI), **Ed Dove** S (Honorable Mention, UPI)

**1960** — **Abe Woodson** CB (First Team, AP, NYN), **R.C. Owens** E (Second Team, AP), **Bob St. Clair** T (First Team, NEA), **Bruce Bosley** G (Second Team, UPI, NEA, NYN), **Charlie**



**Krueger** DE (Second Team, AP), **Leo Nomellini** DT (Second Team, AP, NYN), **Matt Hazeltine** LB (Honorable Mention, UPI), **Dave Baker** S (Second Team, AP, UPI, NEA, NYN, DN)

**1961 — Abe Woodson** CB (First Team, NYN), **Bob St. Clair** T (Second Team, NEA), **Bruce Bosley** G (Second Team, NEA), **Leo Nomellini** DT (Second Team, NEA), **Ed Dove** S (Second Team, UPI), **Hugh McElhenny** RB (Honorable Mention, NEA), **J.D. Smith** RB (Honorable Mention, NEA), **Dave Baker** S (Honorable Mention, NEA)

**1962 — Abe Woodson** CB (First Team, NEA, FN), **Bob St. Clair** T (Second Team, AP), **Leo Nomellini** DT (Second Team, UPI), **Matt Hazeltine** LB (Second Team, AP, UPI, NEA), **J.D. Smith** RB (Honorable Mention, UPI)

**1963 — Abe Woodson** CB (First Team, NEA), **Bob St. Clair** T (Second Team, NEA), **Matt Hazeltine** LB (Honorable Mention, AP, NEA)

**1964 — Matt Hazeltine** LB (First Team, CBS), **Jimmy Johnson** CB (Second Team, NEA)

**1965 — Dave Parks** SE (AP, NEA, UPI, NYN, FN, DN), **John Brodie** QB (First Team, FN), **Bernie Casey** E (Honorable Mention, UPI), **Len Rohde** T (Honorable Mention, UPI), **John Thomas** T (Honorable Mention, UPI), **Ken Willard** RB (Second Team, AP, UPI), **Clark Miller** DE (Honorable Mention, UPI), **Charlie Krueger** DT (Second Team, AP), **Matt Hazeltine** LB (Honorable Mention, UPI), **Jimmy Johnson** CB (Second Team, AP)

**1966 — Dave Parks** SE (First Team, NEA, DN), **John Thomas** G (First Team, AP, NEA), **Bernie Casey** E (Honorable Mention, UPI), **Howard Mudd** G (Honorable Mention, UPI), **Bruce Bosley** C (Second Team, NYN), **Ken Willard** RB (Honorable Mention, UPI), **Charlie Krueger** DT (Honorable Mention, UPI), **Dave Wilcox** LB (Second Team, UPI), **Jimmy Johnson** CB (Second Team, AP, UPI)

**1967 — Howard Mudd** G (First Team, NEA), **Dave Wilcox** LB (First Team, NEA)

**1968 — Clifton McNeil** WR (First Team, AP, PFWA, NEA, UPI, NYN, FN, DN), **Howard Mudd** G (AP, NEA, UPI, PF, NYN, FN, DN), **Cas Banaszek** T (Second Team, FN), **Ken Willard** RB (Second Team, UPI), **Kermit Alexander** CB (Second Team, UPI, NYN, FN), **Jimmy Johnson** CB (Second Team, NEA)

**1969 — Jimmy Johnson** CB (First Team, NEA), **Len Rohde** T (Second Team, NEA), **Dave Wilcox** LB (Second Team, UPI, NEA, SI)

**1970 — \*3 John Brodie** QB (AP, NEA, PFWA, FN, PFW), **Jimmy Johnson** CB (AP, NEA, PFWA, SI, PFW), **Gene Washington** WR (AP, NEA, PFWA, FN, SI, PFW, DN), **Dave Wilcox** OLB (NEA)

**1971 — Forrest Blue** C (First Team, AP, PFWA, FN, SI), **Cedrick Hardman** DE (First Team, SI), **Jimmy Johnson** CB (First Team, AP, NEA, PFWA, FN, SI, DN), **Ted Kwalick** TE (Second Team, PFWA, NEA, FN), **Gene Washington** WR (Second Team, PFWA, NEA, FN), **Dave Wilcox** OLB (First Team, AP, NEA, PFWA), **Bruce Taylor** CB (Second Team, FN)

**1972 — Forrest Blue** C (First Team, AP, PFWA, FN, SI, DN), **Jimmy Johnson** CB (First Team, AP, NEA, PFWA, SI), **Ted Kwalick** TE (First Team, AP, NEA, FN, DZ), **Gene Washington** (First Team, AP, PFWA, DN), **Dave Wilcox** OLB (First Team, AP, NEA, PFWA, SI), **Cedrick Hardman** DE (Second Team, FN)

**1973 — Forrest Blue** C (First Team, AP, PFWA), **Dave Wilcox** OLB (First Team, NEA, PFWA, FN), **Ted Kwalick** TE (First Team, NYN)

**1974 — Forrest Blue** C (Second Team, FN)

**1975 — Cedrick Hardman** DE (Second Team, NEA)

**1976 — Tommy Hart** DE (First Team, NEA, PFWA, FN), **Cleveland Elam** DT (Second Team, NEA)

**1977 — Cleveland Elam** DT (First Team, AP, NEA, PFWA, SI, NYN, CPW)

**1978 — None**

**1979 — None**

**1980 — Randy Cross** G (Second Team, NEA)

**1981 — Randy Cross** G (First Team, NEA, PFWA, FD), **\*4 Fred Dean** DE (First Team, AP, PFWA, SN, FD), **Dwight Hicks** S (First Team, FD), **Ronnie Lott** CB (AP, NEA, PFWA, SN, FD, SI), **\*5 Joe Montana** QB (Second Team, AP, NEA, FD), **Jack Reynolds** LB (Second Team, FD), **Ray Werschling** K (Honorable Mention, SI)

**1982 — \*6 Dwight Clark** WR (First Team, AP, NEA, PFWA, FW, FD, SI), **Keena Turner** LB (Second Team, NEA), **Ronnie Lott** CB (First Team, FD)

**1983 — Keith Fahnhorst** T (First Team, NEA, CPNW, SI, USA), **Ronnie Lott** CB (First



Team, PFWA, FD). **Joe Montana** QB (Second Team, NEA, CPNW), **Fred Dean** (First Team, FI), **Dwight Hicks** FS (Second Team, CPNW)

**1984** — **Randy Cross** G (Second Team, AP, NEA, FD), **Keith Fahnhorst** T (First Team, AP, NEA, PFWA, CPNW, SI, USA), \***7 Joe Montana**, QB (Second Team, AP, NEA, CPNW, FD), **Eric Wright**, CB (Second Team, AP), **Fred Quinlan** C (Second Team, CPNW), **Ronnie Lott** CB (Second Team, FD), **Keena Turner** LB (Second Team, CPNW), **Dwight Hicks** FS (Second Team, CPNW)

**1985** — **Michael Carter** NT (Second Team, AP, CPNW), **Roger Craig** FB (First Team, CPNW), **Randy Cross** G (First Team, NEA), **Keith Fahnhorst** T (Second Team, NEA), **Keena Turner** LB (Second Team, NEA), **Eric Wright** CB (First Team, AP, NEA, SN, CPNW, FD, SI), **Joe Montana** QB (Second Team, CPNW), **Carlton Williamson** SS (Second Team, CPNW).

**1986** — **Michael Carter** NT (First Team, NEA, USA), **Randy Cross** G (Second Team, AP, NEA), **Ronnie Lott** S (First Team, AP, NEA, PFWA, CPNW, FD, FI, USA), \***8 Jerry Rice** WR (First Team, AP, NEA, PFWA, SN, CPNW, FD, SI, FI, USA).

**1987** — **Michael Carter** NT (First Team, AP, NEA, PFWA, SN, CPNW, FD, FI), **Ronnie Lott** S (First Team, AP, PFWA, SN, CPNW, FD, USA), **Joe Montana** QB (First Team, AP, PFWA, FD, SI, FI, USA), \***9 Jerry Rice** WR (First Team, AP, NEA, PFWA, SN, CPNW, FD, SI, FI, USA), **Don Griffin** CB (First Team, CPNW), **Jeff Fuller** SS (Second Team, CPNW)

**1988** — **Michael Carter** NT (First Team, NEA, CPNW), \***10 Roger Craig** RB (AP, PFWA, NEA, SN, CPNW, FD, SI, FI, USA), **Ronnie Lott** S (First Team, NEA), \***11 Jerry Rice** WR (First Team, AP, PFWA, SN, FD, USA), \***12 John Taylor** WR (First Team, PFWA, SN, CPNW, FI), **Harris Barton** T (Honorable Mention, AP), **Randy Cross** C (Honorable Mention, AP), **Joe Montana** QB (Honorable Mention, AP), **Charles Haley** OLB (First Team, FI), **Tim McKyer** CB (First Team, CPNW, USA)

**1989** — **Mike Cofer** K (First Team, AP, NEA, CPNW, FD), **Ronnie Lott** S (First Team, AP, PFWA, SI, USA), \***13 Joe Montana** QB (First Team, AP, PFWA, NEA, SN, CPNW, SI, FD, FI, USA), **Jerry Rice** WR (First Team, AP, PFWA, NEA, SN, CPNW, SI, FD, FI, USA), **John Taylor** (Second Team, AP - Kick Returner), **Guy McIntyre** G (First Team, CPNW, FD), **Michael Walter** ILB (Second Team, NEA)

**1990** — \***14 Charles Haley** LB-DE (First Team, AP, NEA, PFWA, SI, FD, FI, NA, USA), **Ronnie Lott** S (First Team, AP, NEA, PFWA, SI, FD, USA), \***15 Joe Montana** QB (First Team, AP, NEA), \***16 Jerry Rice** WR (First Team, AP, NEA, PFWA, CPNW, SI, SN, FD, FI, NA, USA), **Brent Jones** TE (Honorable Mention, AP), **Steve Wallace** T (Honorable Mention, AP), **Guy McIntyre** G (Second Team, CPNW), **Harris Barton** T (Second Team, NA), **Jesse Sapolu** C (Honorable Mention, AP), **Kevin Fagan** DE (First Team, NA), **Pierce Holt** DE (Second Team, NA), **Michael Carter** NT (Honorable Mention, AP), **Matt Millen** LB (Honorable Mention, AP)

**1991** — **Jerry Rice** WR (First Team, SN), **Harris Barton** T (First Team, SI), **Steve Wallace** T (Second Team, CPNW), **Guy McIntyre** G (Honorable Mention, AP), **Michael Carter** NT (Honorable Mention, AP), **John Taylor** KR (Honorable Mention, AP)

**1992** — **Harris Barton** T (First Team, AP, PFWA, SI, FD, USA), **Pierce Holt** DE (Second Team, NEA, AP), **Brent Jones** TE (First Team, NEA, CPNW), **Guy McIntyre** G (First Team, CPNW, FI, USA), **Jerry Rice** WR (First Team, AP, NEA, PFWA, CP, SI, SN, FD, FI, USA), **Steve Wallace** T (First Team, PFWA, CPNW), \***17 Steve Young** (First Team, AP, NEA, PFWA, CPNW, SI, SN, FD, FI), **Ricky Watters** RB (Honorable Mention, AP), **Michael Carter** DT (Honorable Mention, AP), **Jesse Sapolu** C (Honorable Mention, AP), **Roy Foster** G (First Team, USA), **George Seifert** Coach (Second Team, CPNW)

**1993** — **Harris Barton** T (First team, AP, PFWA, SN, CPNW, USA), **Brent Jones** TE (First Team, USA), **Tim McDonald** S (First Team, CPNW, FD), \***18 Jerry Rice** WR (First Team, AP, PFWA, SN, CPNW, SI, FD, FI, USA), **Steve Young** QB (First Team, AP, PFWA, CPNW, FD, FI), **Steve Wallace** T (First Team, FD), **Guy McIntyre** G (First Team, FD, FI), **Jesse Sapolu** C (Honorable Mention, AP), **Dana Stubblefield** DT (Honorable Mention, AP), **Merton Hanks** FS (First Team, SI)

**1994** — **Merton Hanks** FS (First Team, SN, CPNW, USA, SI, FD, USA), **Brent Jones** TE (Second Team, AP), **Jerry Rice** WR (First Team, AP, PFWA, SN, CPNW, SI, FD, FI, USA), **Deion Sanders** CB (First Team, AP, PFWA, CPNW, SN, SI, FD, FI, USA), \***19 Steve Young** QB (First Team, AP, PFWA, SN, CPNW, SI, FD, FI, USA), **Dana Stubblefield** DT (First Team, FI, USA), **Ken Norton Jr.** MLB (Honorable Mention, AP), **Steve Wallace** T (Honorable Mention,



AP), **Jesse Sapolu** G (Honorable Mention, AP), **Bart Oates** C (Honorable Mention, AP), **Tim McDonald** SS (Second Team, FD)

**1995** — **Merton Hanks** FS (First Team, AP, PFWA, SN, CPNW, FD, FI, USA, SI), **Ken Norton Jr.** LB (First Team, AP, PFWA, CPNW, FD, FI), **Eric Davis** CB (First Team, AP, PFWA, CPNW), **Jerry Rice** WR (First Team, AP, PFWA, SN, CPNW, FD, FI, USA, SI), **Brent Jones** TE (Honorable Mention, AP), **Harris Barton** T (Honorable Mention, AP), **Jesse Sapolu** G (Honorable Mention, AP), **Tim McDonald** SS (Second Team, AP, CPNW, FD), **Kirk Scrafford** G (Honorable Mention, AP), **Bart Oates** C (Honorable Mention, AP), **Steve Young** QB (Second Team, AP), **Dana Stubblefield** DT (First Team, CPNW, FI), **Bryant Young** DT (Honorable Mention, AP), **Gary Plummer** LB (Honorable Mention, AP), **Lee Woodall** LB (Second Team, CPNW, FD)

**1996** — **Jerry Rice** WR (First Team, AP, CPNW, PFWA, SN, FD, FI, USA), **Jesse Sapolu** C (Second Team, CPNW), **Roy Barker** DE (Honorable Mention, AP), **Bryant Young** DT (First Team, AP, PFWA, SN, CPNW, FD, SI, FI, USA), **Dana Stubblefield** DT (Second Team, CPNW), **Ken Norton Jr.** MLB (First Team, SI), **Marquez Pope** CB (Honorable Mention, AP), **Merton Hanks** FS (First Team, AP, USA, CPNW), **Tim McDonald** SS (Honorable Mention, AP), **Jeff Wilkins** K (Honorable Mention, AP)

**1997** — **Dana Stubblefield** DT (First Team, AP, SI, PFWA, PFW, FI, CPNW, SN, SI, FD), **Merton Hanks** FS (First Team, CPNW, FD), **Chris Doleman** DE (Second Team, CPNW), **Bryant Young** DT (Second Team, CPNW), **Steve Young** QB (Second Team, CPNW, FD), **Kevin Gogan** G (First Team, FI)

**1998** — **Kevin Gogan** G (First Team, CPFW), **Merton Hanks** FS (First Team, USA), **Garrison Hearst** RB (Second Team, CPFW, FN), **Terrell Owens** WR (Second Team, FN), **Bryant Young** DT (First Team, SN), **Steve Young** QB (First Team, SN)

**1999**—**Bryant Young** (Second Team, AP, CPFN, FD)

- \*1 (1952) McElhenny was named UPI "Rookie of the Year" and Sport Magazine's "Player of the Year."
- \*2 (1957) Tittle was named UPI's "Player of the Year."
- \*3 (1970) Brodie was consensus NFL "Player of the Year" and consensus NFL "Offensive Player of the Year."
- \*4 (1981) Dean was named NFLPA's NFL "Defensive Lineman of the Year."
- \*5 (1981) Montana was named MVP of Super Bowl XVI.
- \*6 (1982) Clark was named Sports Illustrated's NFL "Player of the Year."
- \*7 (1984) Montana was named MVP of Super Bowl XIX.
- \*8 (1986) Rice was named Sports Illustrated's NFL "Player of the Year." He was also named NFL "Offensive Player of the Year."
- \*9 (1987) Rice was consensus NFL "Player of the Year" and consensus NFL "Offensive Player of the Year."
- \*10 (1988) Craig was named UPI NFC "Offensive Player of the Year," AP's NFL "Offensive Player of the Year," and Sports Illustrated's NFL "Player of the Year."
- \*11 (1988) Rice was named MVP of Super Bowl XXIII.
- \*12 Taylor was named NFLPA's NFC "Special Teams Player of the Year."
- \*13 (1989) Montana was named MVP of Super Bowl XXIV, consensus NFL "Player of the Year," and consensus NFL "Offensive Player of the Year."
- \*14 (1990) Haley was named UPI NFC "Defensive Player of the Year."
- \*15 (1990) Montana was named AP's NFL MVP, and Male Athlete of the Year. He was also named "Sportsman of the Year" by Sports Illustrated.
- \*16 (1990) Rice was named Sports Illustrated's NFL "Player of the Year."
- \*17 (1992) Young was consensus NFL "Player of the Year" and consensus NFL "Offensive Player of the Year."
- \*18 (1993) Rice was AP's "Offensive Player of the Year" and NEA's "Offensive Player of the Year."
- \*19 (1994) Young was consensus NFL "Player of the Year."

AAFC - All-America Football Conference, AP - Associated Press, CBS - CBS-TV, CO - Coaches All Pro Team, CPNW - College and Pro Football Newsweekly, CPFN - College and Pro Football Weekly, DN - Detroit News, DP - Detroit Press, FD - Football Digest, FI - NFL Films, FN - Football News, FW - Pro News Football Weekly, HE - Hearst All-Pro, HF - Pro Football Hall of Fame, IN - International News Service, NA - The National, NEA - Newspaper Enterprise Association, NYN - New York News, PFD - Pro Football Digest, PFI - Pro Football Illustrated, PFW - Pro Football Weekly, PFWA - Pro Football Writers, SI - Sports Illustrated, SN - Sporting News, SP - Sport Magazine, UPI - United Press International, USA - USA Today



## ALL-MADDEN

- 1984 — Eric Wright CB, Dwight Clark WR, Joe Montana QB  
 1985 — Joe Montana QB, Michael Carter NT, Riki Ellison ILB, Roger Craig RB  
 1986 — Jerry Rice WR, Ronnie Lott SS  
 1987 — Jerry Rice WR, Joe Montana QB, Ronnie Lott SS, Jeff Fuller FS, Roger Craig RB  
 1988 — Steve Wallace T, Jerry Rice WR, Joe Montana QB, Michael Carter DT, Charles Haley LB, Ronnie Lott SS, Jeff Fuller FS, Tim McKyer CB, Roger Craig RB, Tom Rathman FB  
 1989 — Jerry Rice WR, Joe Montana QB, Charles Haley LB, Matt Millen ILB, Don Griffin CB, Chet Brooks S, Ronnie Lott SS, Roger Craig RB, Tom Rathman RB  
 1990 — Bubba Paris T, Jerry Rice WR, Joe Montana QB, Pierce Holt DE, Michael Carter DT, Kevin Fagan DE, Ronnie Lott SS  
 1991 — Jesse Sapolu C, Jerry Rice WR, John Taylor WR  
 1992 — Steve Wallace T, Harris Barton T, Jerry Rice WR, Brent Jones TE, Steve Young QB, Pierce Holt DE, Ricky Watters RB, Tom Rathman RB  
 1993 — Steve Wallace T, Harris Barton T, Jerry Rice WR, Steve Young QB, Bryant Young DT, Merton Hanks FS, George Seifert Coach  
 1994 — Harris Barton T, Steve Wallace T, Jesse Sapolu G, Jerry Rice WR, Steve Young QB, Dana Stubblefield DT, Merton Hanks FS  
 1995 — Harris Barton T, Jerry Rice WR, Steve Young QB, Dana Stubblefield DT, Merton Hanks FS  
 1996 — Steve Young QB, Jerry Rice WR, Bryant Young DT, Dana Stubblefield DT, Marquez Pope CB  
 1997 — Steve Young QB, Terrell Owens WR, Brent Jones TE, Kevin Gogan G, Bryant Young DT, Dana Stubblefield DT  
 1998 — Steve Young QB, Terrell Owens WR, Jerry Rice WR, Kevin Gogan G, Garrison Hearst RB  
 1999 — Bryant Young DT



Defensive Tackle Bryant Young paced the team with 11.0 sacks on his way to earning 1999 *Associated Press* Comeback-Player-of-the-Year honors.





# NFL AWARD WINNERS

## NFL MOST VALUABLE PLAYER

- 1970 QB John Brodie (AP, NEA, Pro Football Guide, Sporting News, Pro Football Weekly, Football News, Kansas City Committee of 101)
- 1981 QB Joe Montana (New York Daily News)
- 1982 WR Dwight Clark (Sports Illustrated)
- 1984 QB Joe Montana (Football News)
- 1986 WR Jerry Rice (Sports Illustrated)
- 1987 WR Jerry Rice (PFWA, NEA, Sports Illustrated, Football News, Football Digest)
- 1988 RB Roger Craig (NEA, Sports Illustrated)
- 1989 QB Joe Montana (PFWA, AP, NEA, Football News, Sports Illustrated)
- 1990 QB Joe Montana (AP)  
WR Jerry Rice (Sports Illustrated)
- 1992 QB Steve Young (PFWA, AP, NEA, Football Digest, Sports Illustrated)
- 1994 QB Steve Young (PFWA, AP, Sports Illustrated)

## NFC MOST VALUABLE PLAYER

- 1989 QB Joe Montana (Football News)

## NFL PLAYER OF THE YEAR

- 1952 HB Hugh McElhenny (Sport Magazine)
- 1954 FB Joe Perry (UPI)
- 1955 FB Joe Perry (UPI)
- 1957 QB Y.A. Tittle (UPI)
- 1970 QB John Brodie (AP, Football News)
- 1987 WR Jerry Rice (Maxwell Club, Sporting News)
- 1989 QB Joe Montana (Sporting News, Football Digest, Maxwell Club)
- 1990 WR Jerry Rice (Sporting News)
- 1992 QB Steve Young (Sporting News, Maxwell Club)
- 1994 QB Steve Young (Sporting News)

## NFC PLAYER OF THE YEAR

- 1970 QB John Brodie (UPI)
- 1994 QB Steve Young (UPI)

## NFL OFFENSIVE PLAYER OF THE YEAR

- 1970 QB John Brodie (NEA, Pro Football Weekly)
- 1986 WR Jerry Rice (Pro Football Weekly)
- 1987 WR Jerry Rice (AP, Pro Football Weekly, Football Digest)
- 1988 RB Roger Craig (AP)
- 1989 QB Joe Montana (AP, Pro Football Weekly)
- 1992 QB Steve Young (AP, Pro Football Weekly)
- 1993 WR Jerry Rice (AP)
- 1994 QB Steve Young (AP, Pro Football Weekly, College and Pro Football Newsweekly)

## NFC OFFENSIVE PLAYER OF THE YEAR

- 1986 WR Jerry Rice (Kansas City Committee 101)
- 1987 WR Jerry Rice (UPI, Kansas City Committee 101)
- 1988 RB Roger Craig (UPI, Kansas City Committee 101)
- 1989 QB Joe Montana (UPI, Kansas City Committee 101)
- 1992 QB Steve Young (UPI, Football News, Kansas City Committee 101)
- 1994 QB Steve Young (Kansas City Committee 101)



### NFL DEFENSIVE PLAYER OF THE YEAR

- 1981 DE Fred Dean (UPI, Kansas City Committee 101)  
 1994 CB Deion Sanders (AP, College and Pro Football Newsweekly)  
 1995 FS Merton Hanks (Football Digest)  
 1997 DT Dana Stubblefield (AP, Pro Football Weekly, Football Digest, College and Pro Football Newsweekly, NEA, Kansas City Committee 101)

### NFC DEFENSIVE PLAYER OF THE YEAR

- 1990 LB Charles Haley (UPI, Kansas City Committee 101)  
 1994 CB Deion Sanders (Kansas City Committee 101)  
 1997 DT Dana Stubblefield (Kansas City Committee 101)

### NFL ROOKIE OF THE YEAR

- 1952 HB Hugh McElhenny (UPI)

### NFL DEFENSIVE ROOKIE OF THE YEAR

- 1970 CB Bruce Taylor (Pro Football Weekly)  
 1993 DT Dana Stubblefield (AP)  
 1994 DT Bryant Young (UPI)

### NFL MAN OF THE YEAR

- 1989 Edward J. DeBartolo Jr. (Football News)

### COACH OF THE YEAR

- 1959 Howard (Red) Hickey (Detroit News)  
 1981 Bill Walsh (AP, Sporting News, Pro Football Weekly)  
 1989 George Seifert (Football Digest)  
 1990 George Seifert (Sporting News)  
 1994 George Seifert (Sporting News)

### EXECUTIVE OF THE YEAR

- 1989 John McVay (Sporting News)  
 1994 Carmen Policy (Sporting News, Pro Football Weekly)

### SUPER BOWL MOST VALUABLE PLAYER

- 1982 QB Joe Montana (Super Bowl XVI)  
 1985 QB Joe Montana (Super Bowl XIX)  
 1989 WR Jerry Rice (Super Bowl XXIII)  
 1990 QB Joe Montana (Super Bowl XXIV)  
 1994 QB Steve Young (Super Bowl XXIX)

### ED BLOCK COURAGE AWARD

- |                       |                       |
|-----------------------|-----------------------|
| 1984 S Ronnie Lott    | 1992 CB Eric Davis    |
| 1985 LB Keena Turner  | 1993 CB Don Griffin   |
| 1986 QB Joe Montana   | 1994 T Harris Barton  |
| 1987 WR Mike Wilson   | 1995 DT Dennis Brown  |
| 1988 CB Eric Wright   | 1996 FB William Floyd |
| 1989 DB Chet Brooks   | 1997 C Jesse Sapolu   |
| 1990 WR Mike Sherrard | 1998 WR Jerry Rice    |
| 1991 DB Dave Waymer   | 1999 DT Bryant Young  |

### NFL COMEBACK PLAYER OF THE YEAR

- 1999 DT Bryant Young (Associated Press)



## 49ERS IN THE PRO FOOTBALL HALL OF FAME



**Leo Nomellini**

**1969-DT** Leo Nomellini (1950-63). Was the first-ever draft choice after the 49ers joined the NFL. Played every 49ers game for 14 seasons. Altogether he played in 174 consecutive regular season games, and counting ten trips to the Pro Bowl, Nomellini played in 266 contests. "The Lion" became one of the few to be named to an All-NFL team on both offense and defense. Retired at age 39. Played college ball at the University of Minnesota. Born June 19, 1924 in Lucca, Italy.



**Joe Perry**

**1969-FB** Joe Perry (1948-60, 63). First player in NFL history to gain 1,000 yards two consecutive seasons. His 9,723 rushing yards placed him second only to Jim Brown when he retired. Finished career with 12,505 combined yards. Nicknamed "The Jet" because of his quick starts. Also played for the Baltimore Colts (1961-62). Attended Compton Junior College. Born January 22, 1927 in Stevens, Arkansas.

**1970-HB** Hugh McElhenny (1952-60). One of only three players to gain over 11,000 yards carrying the ball. Scored 60 career touchdowns, 38 rushing, including a 42-yard touchdown run on his first pro play in preseason. In 1952, McElhenny had the longest punt return (94) and longest play from scrimmage (89). Scored two touchdowns in first Pro Bowl after his rookie year. Also played for Minnesota Vikings (1961-62), New York Giants (1963), and Detroit Lions (1964). Played college football at University of Washington. Born December 31, 1928 in Los Angeles, CA.



**Hugh McElhenny**

**1971-QB** Y.A. Tittle (1951-60). Had 17 years of NFL experience, finishing his career with 33,070 passing yards and 281 touchdowns (39 rushing). Won NFL Most Valuable Player Award in 1961 and '63. Threw 33 touchdown passes and a career-high 3,224 yards in 1962. In '63 he threw 36 touchdowns, completing 60.2 percent of his passes. Also played for the Baltimore Colts (1948-50) and the New York Giants (1961-64). Played college ball at Louisiana State University. Born October 24, 1926 in Marshall, Texas.



Y. A. Tittle

**1987-FB** John Henry Johnson (1954-56). Was a member of what's been noted as the finest backfield in NFL history. The foursome known as "The Million Dollar Backfield" and "The Fabulous Foursome" included three other Hall of Famers—QB Y.A. Tittle and RBs Joe Perry and Hugh McElhenny. Gained 6,803 yards rushing, including 48 touchdowns. Also played for the Detroit Lions (1957-59), Pittsburgh Steelers (1960-65), and Houston Oilers (1966). Attended St. Mary's College and Arizona State University. Born November 24, 1929 in Waterproof, LA.



Bob St. Clair

**1990-T** Bob St. Clair (1953-63). Exceptional offensive lineman. Also played goal-line defense and blocked 10 field goals in 1956. Once lost five teeth when blocking a punt. Earned All-NFL honors three times and made five Pro Bowl appearances. Attended San Francisco and Tulsa. Born February 18, 1931 in San Francisco, CA.



Bill Walsh

**1993-Head Coach** Bill Walsh (1979-88). Led "The Team of the '80s" to three Super Bowl titles (XVI, XIX, XXIII) in 10 years. Compiled a .617 winning percentage with a 102-63-1 mark that included 10 wins in 14 post-season games. Notorious for his reputation of being an outstanding offensive coach, Walsh developed what is now known as the "West Coast Offense." Named NFL Coach of the Year in 1981 and '84. Attended San Jose State. Born November 30, 1931 in Los Angeles, CA.



Jimmy Johnson

**1994-CB** Jimmy Johnson (1961-76). Starter on both offense and defense at UCLA. Began 49ers career as a defensive back, moved to offense, then stayed at DB in his third season. Intercepted 47 passes for 615 yards, including five INTs his rookie year. As a receiver in 1962, he caught 34 passes for 627 yards and four touchdowns. Recognized as one of the best man-to-man defenders in NFL history. Played in five Pro Bowls and twice won the prestigious Len Eshmont Award selected by his teammates for inspirational play. Born March 31, 1938 in Dallas, Texas.



Joe Montana

**2000-QB Joe Montana (1979-94).** Solidified his place in professional sports annals with numerous NFL records and a legendary reputation as a leader. Finished his career with 40,551 yards passing and 273 touchdowns. Ranks second all time with a 92.3 career passer rating and 62.3 completion percentage. Led the league in passing in 1987 and 1989. Won back-to-back NFL MVP awards in 1989 and 1990. Named the *Sports Illustrated* Sportsman of the Year in 1990. Named Super Bowl MVP an unprecedented three times. Directed his team to the playoffs 12 times and boasts a 95.3 passer rating in 23 postseason games. Holds NFL postseason records in completions (460), attempts (734), yards gained (5,772), touchdowns (45) and 300-yard passing games (6). Born June 11, 1956 in New Eagle, Pennsylvania.



Ronnie Lott

**2000-DB Ronnie Lott (1981-94).** Known as one of the most ferocious and feared players in NFL history. Played in 10 Pro Bowls and won four Super Bowl Championships. Earned All-Pro honors at three different positions, cornerback, free safety and strong safety. Registered 1,161 career tackles, including five seasons with at least 100 tackles. Ranks fifth in NFL history with 63 interceptions. Led the league in interceptions in 1986 and 1991 and returned five interceptions for touchdowns. Holds the NFL record for postseason interceptions with nine. Named to the 75th Anniversary All-time team, 1980's All-Decade team and Super Bowl Silver Anniversary team as a cornerback. Born May 8, 1959 in Albuquerque, New Mexico.



Dave Wilcox

**2000-LB Dave Wilcox (1964-74).** Nicknamed "The Intimidator" by coaches and teammates for his tough, hard-nosed playing style. Considered to be one of the finest outside linebackers to ever play the game. Earned seven Pro Bowl nominations and was a seven-time All-Pro selection. Was selected by his teammates as the Len Eshmont Award winner as the team's most inspirational and courageous player in 1967. Had his best season as a professional in 1973, recording 104 tackles, 13 for loss, two interceptions, four forced fumbles and one fumble recovery. Recovered 12 career fumbles for 48 yards and one touchdown. Born September 29, 1942 in Eugene, Oregon.



## RETIRED JERSEY NUMBERS

12

**QB John Brodie**—Played for 49ers from 1957-73...Holds the team record with 17 years of service...Ranks second in team history with 31,548 passing yards and third with 214 touchdown passes...Guided the 49ers to back-to-back NFC Championship games in 1970 and 1971...Was named NFL Most Valuable Player in 1970...Had number retired in 1973.

16

**QB Joe Montana**—Played for the 49ers from 1979-92...Led San Francisco to four Super Bowl Championships (1981, 1984, 1988, 1989)...Holds team records with 35,124 passing yards and 244 touchdown passes...Selected to eight Pro Bowls, including seven with the 49ers...Named NFL Most Valuable Player four times (1981, 1984, 1989, 1990)...Super Bowl MVP three times (XVI, XIX, XXIV)...Registered 31 fourth quarter comebacks during his career...Had number retired in 1997...Inducted into Pro Football Hall of Fame in 2000.

34

**RB Joe Perry**—Played 14 years in two stints for 49ers from 1948-60 and 1963...Finished career as team's all-time leading rusher with 7,344 yards...Scored 351 points, including team record 50 rushing touchdowns, during career...Led team in rushing eight seasons, including seven consecutive (1949-55)...Named NFL Player of Year by UPI in 1954 and 1955...Had number retired in 1971...Inducted into Hall of Fame in 1969.

37

**DB Jimmy Johnson**—Played for 49ers from 1961-76...Holds team record with 212 games played during career...Finished with 47 interceptions to rank second in team history...Inducted into Pro Football Hall of Fame in 1994...Selected to five Pro Bowls and named Len Eshmont Award winner twice...Played wide receiver in second season before becoming full-time defensive back in 1963...Named first team All-Pro four times (1969, 1970, 1971, 1972)...Had number retired in 1977...Inducted into Hall of Fame in 1994.

39

**RB Hugh McElhenny**—Played for 49ers from 1952-60...Rushed for 4,288 yards on 877 carries and 35 touchdowns for San Francisco...Inducted into Pro Football Hall of Fame in 1970...Was named NFL Player of Year and NFL Rookie of Year in 1952...Selected to five Pro Bowls...Led team in rushing in 1956 and 1957...Had number retired in 1971.

70

**DT Charlie Krueger**—Played for 49ers from 1959-73...Two-time Pro Bowl defensive tackle (1960, 1964)...Received All-Pro recognition in 1960, 1965 and 1966...Had number retired in 1974.

73

**T Leo Nomellini**—Played for 49ers from 1950-63...Did not miss game during 14-year career, playing in 174 consecutive regular season games...Selected to 10 Pro Bowls...Was first-ever NFL draft choice by 49ers...Was first team All-Pro six times and second team choice three times...Inducted into Pro Football Hall of Fame in 1969...Had number retired in 1971.

87

**WR Dwight Clark**—Played for 49ers from 1979-87...Finished with 506 receptions for 6,750 yards and 48 touchdowns...Ranks third on 49ers all-time receptions list and second in receiving yards...Two-time Pro Bowler (1981, 1982) and first team All-Pro in 1982 and 1983...Had number retired in 1988.



## SAN FRANCISCO'S WINNING TRADITION

For two decades (1980-99), the San Francisco 49ers established itself as the NFL's most dominant franchise. The 49ers won more Super Bowls, posted more winning seasons, claimed more divisional titles and made more playoff appearances than any team in the league over that 20-year stretch.

Since the DeBartolo Corporation purchased the team in 1977, the 49ers made one of the most dramatic turnarounds in sports history, rebounding from back-to-back 2-14 seasons in 1978-79 to Super Bowl Champions in 1981. The 49ers unparalleled success continued into the '90s, winning their fifth Super Bowl in 1994, becoming the first team in NFL history to win five Super Bowl titles.

### SINCE 1980:

#### WINNING SEASONS

17	SAN FRANCISCO
14	Miami
13	Dallas
13	Minnesota
13	Pittsburgh
13	Washington
12	Buffalo
12	Denver
11	Kansas City

#### PLAYOFF GAMES

32	SAN FRANCISCO
26	Dallas
23	Buffalo
23	Washington
22	Denver
21	Miami
17	Pittsburgh
16	New York Giants

#### DIVISION TITLES

13	SAN FRANCISCO
8	Dallas
7	Buffalo
7	Denver
6	Chicago
6	Miami
5	Minnesota
5	Washington
4	Cleveland
4	New York Giants

#### CONFERENCE CHAMPIONSHIP GAMES

10	SAN FRANCISCO
8	Dallas
6	Denver
5	Washington
4	Buffalo
4	Miami
4	Pittsburgh
3	Green Bay
3	Oakland

#### PLAYOFF APPEARANCES

16	SAN FRANCISCO
12	Buffalo
12	Dallas
12	Miami
12	Minnesota
10	Denver
10	Pittsburgh
9	Tennessee
9	Washington
8	Chicago

#### SUPER BOWL APPEARANCES

6	Denver
5	SAN FRANCISCO
4	Buffalo
4	Washington
3	Dallas
2	Cincinnati
2	Green Bay
2	Miami
2	Oakland



# 49ERS STARTERS

## Usual Starting Lineups—1960-1999

### 1960

#### Offense

LE	88	Clyde Conner (12)
LT	78	John Thomas (9)
LG	77	Bruce Bosley (12)
C	53	Frank Morze (7)
RG	62	Mike Magac (8)
RT	79	Bob St. Clair (10)
RE	85	Monty Stickles (6)
	87	Dee Mackey (6)
QB	12	John Brodie (8)
LH	39	Hugh McElhenny (7)
	24	J.D. Smith (5)
RH	27	R.C. Owens (10)
FB	24	J.D. Smith (7)

#### Defense

LE	86	Dan Colchico (11)
LT	73	Leo Nomellini (11)
RT	63	Monte Clark (7)
RE	70	Charlie Krueger (11)
LLB	83	Gordon Kelley (9)
MLB	75	Ed Henke (6)
	54	Bob Harrison (6)
RLB	55	Matt Hazeltine (12)
LH	80	Jerry Mertens (12)
RH	40	Abe Woodson (12)
LS	25	Dave Baker (11)
RS	44	Eddie Dove (12)

### 1961

#### Offense

LE	89	Aaron Thomas (7)
	88	Clyde Conner (5)
LT	78	John Thomas (12)
LG	77	Bruce Bosley (12)
C	53	Frank Morze (12)
RG	64	Ted Connolly (12)
RT	79	Bob St. Clair (11)
RE	85	Monty Stickles (12)
QB	12	John Brodie (12)
LH	24	J.D. Smith (12)
RH	27	R.C. Owens (14)
FB	32	C.R. Roberts (10)

#### Defense

LE	86	Dan Colchico (14)
LT	73	Leo Nomellini (14)
RT	63	Monte Clark (8)
	70	Charlie Krueger (5)
RE	70	Charlie Krueger (8)
	60	Roland Lakes (5)
LLB	83	Gordon Kelley (14)
MLB	54	Bob Harrison (10)
RLB	55	Matt Hazeltine (14)
LH	80	Jerry Mertens (9)
	40	Abe Woodson (5)
RH	40	Abe Woodson (6)
	37	Jim Johnson (7)
LS	25	Dave Baker (14)
RS	44	Eddie Dove (14)

### 1962

#### Offense

LE	88	Clyde Conner (9)
	85	Monty Stickles (5)
LT	60	Roland Lakes (8)

LG	78	John Thomas (6)
C	62	Mike Magac (14)
RG	77	Bruce Bosley (9)
RT	64	Ted Connolly (11)
	79	Bob St. Clair (7)
	76	Len Rohde (5)
RE	85	Monty Stickles (9)
	30	Bernie Casey (5)
QB	12	John Brodie (14)
LH	17	Bill Kilmer (10)
RH	37	Jim Johnson (8)
	30	Bernie Casey (4)
FB	24	J.D. Smith (13)

#### Defense

LE	86	Dan Colchico (14)
LT	73	Leo Nomellini (14)
RT	70	Charlie Krueger (12)
RE	74	Clark Miller (11)
LLB	54	Ed Pine (13)
MLB	66	Carlton Kammerer (7)
	78	John Thomas (7)
RLB	55	Matt Hazeltine (14)
LH	80	Jerry Mertens (12)
RH	40	Abe Woodson (14)
LS	42	Jim Ridlon (6)
	45	Elbert Kimbrough (4)
RS	44	Eddie Dove (10)

### 1963

#### Offense

LE	88	Clyde Conner (9)
LT	76	Len Rohde (14)
LG	78	John Thomas (12)
C	52	Karl Rubke (7)
	77	Bruce Bosley (7)
RG	72	Leon Donohue (14)
RT	79	Bob St. Clair (14)
RE	85	Monty Stickles (8)
	84	Gary Knafele (6)
QB	15	Lamar McHan (9)
	12	John Brodie (3)
LH	42	Don Lisbon (8)
RH	30	Bernie Casey (10)
FB	24	J.D. Smith (13)

#### Defense

LE	86	Dan Colchico (14)
LT	70	Charlie Krueger (7)
	73	Leo Nomellini (7)
RT	60	Roland Lakes (14)
RE	74	Clark Miller (14)
LLB	54	Ed Pine (14)
MLB	53	Mike Dowdle (13)
RLB	55	Matt Hazeltine (13)
LH	39	Kermit Alexander (11)
RH	40	Abe Woodson (14)
LS	45	Elbert Kimbrough (11)
RS	37	Jim Johnson (10)

### 1964

#### Offense

LE	81	Dave Parks (14)
LT	76	Len Rohde (14)
LG	78	John Thomas (14)
C	77	Bruce Bosley (14)
RG	72	Leon Donohue (13)

RT	67	Walter Rock (14)
RE	85	Monty Stickles (14)
QB	12	John Brodie (12)
LH	30	Bernie Casey (7)
	42	Don Lisbon (4)
RH	30	Bernie Casey (6)
	43	Dave Kopay (5)
FB	38	Mike Lind (9)

#### Defense

LE	86	Dan Colchico (11)
LT	70	Charlie Krueger (14)
RT	60	Roland Lakes (14)
RE	74	Clark Miller (13)
LLB	64	Dave Wilcox (9)
MLB	53	Mike Dowdle (14)
RLB	55	Matt Hazeltine (14)
LH	37	Jim Johnson (14)
RH	40	Abe Woodson (12)
LS	45	Elbert Kimbrough (14)
RS	39	Kermit Alexander (12)

### 1965

#### Offense

LE	81	Dave Parks (14)
LT	76	Len Rohde (14)
LG	78	John Thomas (14)
C	77	Bruce Bosley (14)
RG	68	Howard Mudd (14)
RT	67	Walter Rock (14)
TE	85	Monty Stickles (14)
QB	12	John Brodie (13)
RB	44	John David Crow (13)
RB	40	Ken Willard (14)
FL	30	Bernie Casey (14)

#### Defense

LE	52	Karl Rubke (10)
LT	70	Charlie Krueger (14)
RT	60	Roland Lakes (12)
RE	74	Clark Miller (14)
LLB	64	Dave Wilcox (14)
MLB	53	Mike Dowdle (10)
RLB	55	Matt Hazeltine (8)
	58	Jack Chapple (6)
LH	37	Jim Johnson (14)
RH	80	Jerry Mertens (9)
LS	45	Elbert Kimbrough (14)
RS	39	Kermit Alexander (9)
	20	George Donnelly (5)

### 1966

#### Offense

LE	81	Dave Parks (13)
LT	76	Len Rohde (14)
LG	78	John Thomas (14)
C	77	Bruce Bosley (14)
RG	68	Howard Mudd (14)
RT	67	Walter Rock (14)
TE	85	Monty Stickles (14)
QB	12	John Brodie (13)
RB	44	John David Crow (14)
RB	40	Ken Willard (14)
FL	30	Bernie Casey (13)

#### Defense

LE	75	Jim Norton (11)
LT	70	Charlie Krueger (14)



RT	60	Roland Lakes (14)
RE	74	Clark Miller (14)
LLB	64	Dave Wilcox (14)
MLB	50	Ed Beard (14)
RLB	55	Matt Hazeltine (12)
LH	37	Jim Johnson (14)
RH	39	Kermit Alexander (14)
LS	45	Elbert Kimbrough (14)
RS	20	George Donnelly (7)/
	27	Alvin Randolph (5)

## 1967

## Offense

LE	81	Dave Parks (9)/
	83	Sonny Randle (5)
LT	76	Len Rohde (14)
LG	66	Elmer Collett (9)/
	78	John Thomas (5)
C	77	Bruce Bosley (14)
RG	68	Howard Mudd (14)
RT	67	Walter Rock (14)
TE	85	Monty Stickles (8)/
	89	Bob Windsor (6)
QB	12	John Brodie (10)
RB	44	John David Crow (14)
RB	40	Ken Willard (13)
FL	88	Dick Witcher (9)/
	83	Sonny Randle (5)

## Defense

LE	80	Stan Hindman (13)
LT	70	Charlie Krueger (14)
RT	60	Roland Lakes (13)
RE	74	Clark Miller (13)
LLB	64	Dave Wilcox (14)
MLB	50	Ed Beard (14)
RLB	55	Matt Hazeltine (12)
LH	37	Jim Johnson (11)
RH	39	Kermit Alexander (13)
LS	27	Alvin Randolph (14)
RS	35	Goose Gosnolin (7)/
	20	George Donnelly (6)

## 1968

## Offense

LE	88	Dick Witcher (13)
LT	76	Len Rohde (14)
LG	66	Elmer Collett (14)
C	77	Bruce Bosley (14)
RG	68	Howard Mudd (14)
RT	79	Cas Banaszek (14)
TE	44	John David Crow (14)
QB	12	John Brodie (14)
RB	40	Ken Willard (14)
RB	22	Gary Lewis (14)
FL	85	Clifton McNeil (14)

## Defense

LE	80	Stan Hindman (14)
LT	70	Charlie Krueger (14)
RT	60	Roland Lakes (14)
RE	74	Clark Miller (10)
LLB	64	Dave Wilcox (14)
MLB	50	Ed Beard (14)
RLB	55	Matt Hazeltine (14)
LH	37	Jim Johnson (13)
RH	39	Kermit Alexander (14)
LS	27	Alvin Randolph (14)
RS	30	Johnny Fuller (10)

## 1969

## Offense

LE	18	Gene Washington (14)
LT	76	Len Rohde (14)
LG	66	Elmer Collett (14)
C	75	Forrest Blue (14)
RG	69	Woody Peoples (14)
RT	79	Cas Banaszek (14)
TE	89	Bob Windsor (14)
QB	11	Steve Spurrier (9)/
	12	John Brodie (5)
RB	40	Ken Willard (14)
RB	42	Doug Cunningham (13)
FL	88	Dick Witcher (7)/
	85	Clifton McNeil (7)

## Defense

LE	80	Stan Hindman (10)
LT	70	Charlie Krueger (14)
RT	60	Roland Lakes (13)
RE	72	Bill Belk (12)
LLB	64	Dave Wilcox (14)
MLB	57	Frank Nunley (10)
RLB	52	Skip Vanderbundt (12)
LH	37	Jim Johnson (14)
RH	39	Kermit Alexander (10)
LS	27	Alvin Randolph (11)
RS	32	Mel Phillips (10)

## 1970

## Offense

WR	88	Dick Witcher (12)
LT	76	Len Rohde (14)
LG	65	Randy Beisler (13)
C	75	Forrest Blue (16)
RG	69	Woody Peoples (16)
RT	79	Cas Banaszek (14)
TE	89	Bob Windsor (16)
WR	18	Gene Washington (15)
QB	12	John Brodie (16)
RB	40	Ken Willard (16)
RB	42	Doug Cunningham (13)

## Defense

LE	53	Tommy Hart (16)
LT	70	Charlie Krueger (16)
RT	60	Roland Lakes (16)
RE	72	Bill Belk (11)/
	86	Cedrick Hardman (5)
LLB	64	Dave Wilcox (15)
MLB	57	Frank Nunley (16)
RLB	52	Skip Vanderbundt (12)
LCB	37	Jim Johnson (16)
RCB	44	Bruce Taylor (15)
LS	32	Mel Phillips (16)
RS	25	Roosevelt Taylor (16)

## 1971

## Offense

WR	88	Dick Witcher (16)
LT	76	Len Rohde (16)
LG	65	Randy Beisler (16)
C	75	Forrest Blue (16)
RG	69	Woody Peoples (16)
RT	79	Cas Banaszek (16)
TE	82	Ted Kwalick (16)
WR	18	Gene Washington (16)
QB	12	John Brodie (16)
RB	40	Ken Willard (16)
RB	22	Vic Washington (15)

## Defense

LE	53	Tommy Hart (16)
LT	70	Charlie Krueger (12)
RT	74	Earl Edwards (16)
RE	86	Cedrick Hardman (15)
LLB	64	Dave Wilcox (16)
MLB	57	Frank Nunley (16)
RLB	52	Skip Vanderbundt (16)
LCB	37	Jim Johnson (16)
RCB	44	Bruce Taylor (16)
LS	32	Mel Phillips (13)
RS	25	Roosevelt Taylor (12)

## 1972

## Offense

WR	18	Gene Washington (14)
LT	76	Len Rohde (14)
LG	65	Randy Beisler (14)
C	75	Forrest Blue (14)
RG	69	Woody Peoples (14)
RT	79	Cas Banaszek (13)
TE	82	Ted Kwalick (14)
WR	85	Preston Riley (8)/
	88	Dick Witcher (6)
QB	11	Steve Spurrier (9)
RB	22	Vic Washington (13)
RB	40	Ken Willard (11)

## Defense

LE	53	Tommy Hart (14)
LT	70	Charlie Krueger (14)
RT	74	Earl Edwards (12)
RE	86	Cedrick Hardman (12)
LLB	64	Dave Wilcox (14)
MLB	57	Frank Nunley (9)
RLB	52	Skip Vanderbundt (14)
LCB	37	Jim Johnson (14)
RCB	44	Bruce Taylor (14)
LS	32	Mel Phillips (14)
RS	38	Mike Simpson (9)/
	23	Johnny Fuller (5)

## 1973

## Offense

WR	46	Dan Abramowicz (11)
LT	76	Len Rohde (14)
LG	67	John Watson (7)/
	65	Randy Beisler (7)
C	75	Forrest Blue (14)
RG	69	Woody Peoples (14)
RT	79	Cas Banaszek (9)
TE	82	Ted Kwalick (14)
WR	18	Gene Washington (13)
QB	12	John Brodie (6)/
	11	Steve Spurrier (5)
RB	22	Vic Washington (13)
RB	40	Ken Willard (10)/
	35	Larry Schreiber (4)

## Defense

LE	53	Tommy Hart (14)
LT	70	Charlie Krueger (14)
RT	56	Bob Hoskins (13)
RE	86	Cedrick Hardman (11)
LLB	64	Dave Wilcox (14)
MLB	58	Jim Sniadecki (11)
RLB	59	Willie Harper (11)
LCB	37	Jim Johnson (13)
RCB	44	Bruce Taylor (12)
LS	32	Mel Phillips (13)
RS	38	Mike Simpson (7)



## 1974

## Offense

WR	18	Gene Washington (14)
LT	76	Len Rohde (14)
LG	67	John Watson (12)
C	75	Forrest Blue (12)
RG	69	Woody Peoples (9)
RT	79	Cas Banaszek (14)
TE	84	Tom Mitchell (13)
WR	46	Dan Abramowicz (14)
QB	14	Tom Owen (7)/ 19 Joe Reed (4)
RB	40	Wilbur Jackson (13)
RB	35	Larry Schreiber (14)

## Defense

LE	53	Tommy Hart (14)
LT	72	Bill Belk (13)
RT	56	Bob Hoskins (14)
RE	86	Cedrick Hardman (14)
LLB	64	Dave Wilcox (11)
MLB	57	Frank Nunley (12)
RLB	59	Willie Harper (14)
LCB	37	Jim Johnson (13)
RCB	44	Bruce Taylor (8)/ 49 Ralph McGill (6)
LS	32	Mel Phillips (6)/ 43 Windlan Hall (6)
RS	43	Windlan Hall (6)/ 20 Mike Holmes (6)

## 1975

## Offense

LE	18	Gene Washington (14)
LT	67	John Watson (12)
LG	66	Bob Penchion (8)/ 77 Jean Barrett (6)
C	54	Bill Reid (13)
RG	69	Woody Peoples (14)
RT	79	Cas Banaszek (14)
TE	84	Tom Mitchell (12)
WR	88	Terry Beasley (6)/ 20 Mike Holmes (4)
QB	16	Norm Snead (7)/ 11 Steve Spurrier (6)
RB	24	Delvin Williams (12)
RB	35	Larry Schreiber (14)

## Defense

LE	53	Tommy Hart (14)
LT	60	Bill Sandifer (12)
RT	56	Bob Hoskins (14)
RE	86	Cedrick Hardman (14)
LLB	52	Skip Vanderbunt (14)
MLB	57	Frank Nunley (14)
RLB	50	Dave Washington (14)
LH	37	Jim Johnson (14)
RH	44	Bruce Taylor (11)
LS	32	Mel Phillips (8)
RS	49	Ralph McGill (9)

## 1976

## Offense

LE	18	Gene Washington (14)
LT	77	Jean Barrett (14)
LG	65	Steve Lawson (14)
C	62	Randy Cross (10)
RG	61	Andy Maurer (9)/ 67 John Watson (5)
RT	79	Cas Banaszek (8)/ Keith Fahnhorst (6)

TE	84	Tom Mitchell (14)
WR	87	Jim Lash (7)/ 81 Willie McGee (6)
QB	16	Jim Plunkett (12)
RB	24	Delvin Williams (13)
RB	40	Wilbur Jackson (14)
Defense		
LE	53	Tommy Hart (14)
LT	74	Jimmy Webb (14)
RT	72	Cleveland Elam (14)
RE	86	Cedrick Hardman (13)
LLB	52	Skip Vanderbunt (14)
MLB	57	Frank Nunley (12)
RLB	50	Dave Washington (14)
LH	37	Jim Johnson (13)
RH	44	Bruce Taylor (13)
LS	32	Mel Phillips (14)
RS	49	Ralph McGill (9)/ 23 Bruce Rhodes (5)

## 1977

## Offense

LE	18	Gene Washington (14)
LT	77	Jean Barrett (14)
LG	65	Steve Lawson (14)
C	51	Randy Cross (14)
RG	69	Woody Peoples (14)
RT	71	Keith Fahnhorst (14)
TE	84	Tom Mitchell (13)
WR	83	Kenny Harrison (10)
QB	16	Jim Plunkett (14)
RB	40	Wilbur Jackson (14)
RB	24	Delvin Williams (14)

## Defense

LE	53	Tommy Hart (14)
LT	74	Earl Edwards (14)
RT	72	Cleveland Elam (14)
RE	86	Cedrick Hardman (14)
LLB	52	Skip Vanderbunt (9)
MLB	55	Bruce Elia (7)/ 52 Skip Vanderbunt (5)
RLB	50	Dave Washington (10)
LH	42	Anthony Leonard (13)
RH	44	Bruce Taylor (14)
LS	32	Mel Phillips (14)
RS	49	Ralph McGill (14)

## 1978

## Offense

LE	84	Mike Shumann (7)/ 83 Kenny Harrison (6)
LT	68	John Ayers (8)/ 67 Ron Singleton (8)
LG	65	Ernie Hughes (11)/ 68 John Ayers (5)
C	51	Randy Cross (9)/ 56 Fred Quillan (7)
RG	62	Walt Downing (14)
RT	71	Keith Fahnhorst (15)
TE	81	Ken MacAfee (13)
WR	88	Freddie Solomon (14)
QB	17	Steve DeBerg (11)
RB	32	O.J. Simpson (10)/ 36 Paul Hofer (6)
RB	33	Greg Boykin (8)/ 38 Bobby Ferrell (8)

## Defense

LE	78	Archie Reese (12)
LT	74	Jimmy Webb (16)
RT	75	Ed Galigher (15)

RE	86	Cedrick Hardman (16)
LLB	50	Joe Harris (16)
MLB	57	Dan Buntz (16)
RLB	54	Ed Bradley (15)
LH	42	Anthony Leonard (12)
RH	22	Eddie Lewis (16)
LS	24	Chuck Crist (9)/ 26 Bob Jury (7)
RS	49	Vern Roberson (9)/ 24 Chuck Crist (6)

## 1979

## Offense

LE	88	Freddie Solomon (9)
LT	67	Ron Singleton (15)
LG	68	John Ayers (16)
C	56	Fred Quillan (16)
RG	51	Randy Cross (16)
RT	71	Keith Fahnhorst (16)
TE	81	Ken MacAfee (12)
WR	84	Mike Shumann (14)
QB	17	Steve DeBerg (15)
RB	32	O.J. Simpson (8)/ 36 Paul Hofer (7)
RB	40	Wilbur Jackson (14)

## Defense

LE	78	Archie Reese (16)
LT	75	Ted Vincent (15)
RT	74	Jimmy Webb (15)
RE	86	Cedrick Hardman (11)
LLB	55	Scott Hilton (6)/ 52 Jeff McIntyre (3)
MLB	57	Dan Buntz (12)
RLB	59	Willie Harper (16)
LH	28	Charles Cornelius (14)
RH	29	Gerard Williams (14)
LS	30	Tim Gray (15)
RS	27	Tony Dungy (7)/ 46 Melvin Morgan (5)

## 1980

## Offense

WR	87	Dwight Clark (12)
LT	67	Ron Singleton (16)
LG	68	John Ayers (16)
C	56	Fred Quillan (16)
RG	51	Randy Cross (16)
RT	71	Keith Fahnhorst (16)
TE	86	Charle Young (16)
WR	88	Freddie Solomon (12)
QB	17	Steve DeBerg (9)/ 16 Joe Montana (7)
RB	36	Paul Hofer (6)/ 47 Don Woods (5)
RB	49	Earl Cooper (16)

## Defense

LE	79	Jim Stuckey (9)
LT	78	Archie Reese (16)
RT	75	Ted Vincent (10)
RE	74	Jimmy Webb (7)
LLB	59	Willie Harper (11)
MLB	55	Scott Hilton (7)/ 57 Dan Buntz (6)
RLB	52	Bobby Leopold (15)
LCB	28	Charles Cornelius (6)/ 46 Melvin Morgan (5)
RCB	44	Charles Johnson (14)
SS	33	Ricky Churchman (15)
FS	22	Dwight Hicks (16)

Switched to 3-4 Defense for final six games in 1980

**Additional Starters:**

RE 65 Lawrence Pillers (6)  
 LOLB 58 Keena Turner (4)  
 RILB 50 Terry Tautolo (4)  
 LCB 26 Ray Rhodes (2)

**1981****Offense**

WR 87 Dwight Clark (16)  
 LT 61 Dan Audick (16)  
 LG 68 John Ayers (16)  
 C 56 Fred Quillan (16)  
 RG 51 Randy Cross (16)  
 RT 71 Keith Fahnhorst (16)  
 TE 86 Charlie Young (16)  
 WR 88 Freddie Solomon (15)  
 QB 16 Joe Montana (16)  
 RB 32 Ricky Patton (16)  
 RB 49 Earl Cooper (11)

**Defense**

LE 79 Jim Stuckey (16)  
 LT 78 Archie Reese (16)  
 RT 76 Dwaine Board (12/  
 65 Lawrence Pillers (4)  
 RE 59 Willie Harper (13)  
 LLB 57 Dan Bunz (8/  
 64 Jack Reynolds (6)  
 MLB 64 Jack Reynolds (9/  
 54 Craig Puki (5)  
 RLB 58 Keena Turner (14)  
 LCB 42 Ronnie Lott (16)  
 RCB 21 Eric Wright (16)  
 SS 27 Carlton Williamson (16)  
 FS 22 Dwight Hicks (16)

**1982****Offense**

WR 87 Dwight Clark (8)  
 LT 78 Lindsey Mason (8)  
 LG 68 John Ayers (9)  
 C 56 Fred Quillan (9)  
 RG 51 Randy Cross (8)  
 RT 71 Keith Fahnhorst (9)  
 TE 86 Charlie Young (8)  
 WR 88 Freddie Solomon (6)  
 QB 16 Joe Montana (9)  
 RB 25 Jeff Moore (4)  
 RB 49 Earl Cooper (4/  
 30 Bill Ring (2)

**Defense**

LE 79 Jim Stuckey (7)  
 LT 75 John Hart (4/  
 67 Pete Kugler (4)  
 RT 75 John Hart (3/  
 65 Lawrence Pillers (2)  
 RE 59 Willie Harper (5/  
 53 Milt McColl (2)  
 LLB 64 Jack Reynolds (8)  
 MLB 55 Bob Horn (6)  
 RLB 58 Keena Turner (9)  
 LCB 42 Ronnie Lott (9)  
 RCB 21 Eric Wright (7)  
 SS 27 Carlton Williamson (9)  
 FS 22 Dwight Hicks (9)

**1983****Offense**

WR 87 Dwight Clark (12)  
 LT 77 Bubba Paris (16)  
 LG 68 John Ayers (16)

C 56 Fred Quillan (14)  
 RG 51 Randy Cross (15)  
 RT 71 Keith Fahnhorst (16)  
 TE 81 Russ Francis (14)  
 WR 88 Freddie Solomon (11)  
 QB 16 Joe Montana (16)  
 RB 26 Wendell Tyler (15)  
 RB 33 Roger Craig (12)

**Defense**

LE 65 Lawrence Pillers (13)  
 LT 67 Pete Kugler (16)  
 RT 76 Dwaine Board (13)  
 RE 59 Willie Harper (16)  
 LLB 50 Riki Ellison (15)  
 MLB 64 Jack Reynolds (13)  
 RLB 58 Keena Turner (14)  
 LCB 42 Ronnie Lott (16)  
 RCB 21 Eric Wright (15)  
 SS 27 Carlton Williamson (7/  
 24 Rick Gervais (5)  
 FS 22 Dwight Hicks (15)

**1984****Offense**

WR 87 Dwight Clark (14)  
 LT 77 Bubba Paris (15)  
 LG 68 John Ayers (16)  
 C 56 Fred Quillan (16)  
 RG 51 Randy Cross (16)  
 RT 71 Keith Fahnhorst (16)  
 TE 89 Earl Cooper (8/  
 81 Russ Francis (7)  
 WR 88 Freddie Solomon (13)  
 QB 16 Joe Montana (16)  
 RB 26 Wendell Tyler (15)  
 RB 33 Roger Craig (16)

**Defense**

LE 65 Lawrence Pillers (7/  
 79 Jim Stuckey (7)  
 NT 78 Manu Tuiaosopo (16)  
 RE 76 Dwaine Board (16)  
 LOLB 57 Dan Bunz (16)  
 LILB 50 Riki Ellison (16)  
 RILB 64 Jack Reynolds (14)  
 ROLB 58 Keena Turner (16)  
 LCB 42 Ronnie Lott (9/  
 29 Mario Clark (6)  
 RCB 21 Eric Wright (16)  
 SS 27 Carlton Williamson (15)  
 FS 22 Dwight Hicks (16)

**1985****Offense**

WR 87 Dwight Clark (14)  
 LT 77 Bubba Paris (16)  
 LG 68 John Ayers (16)  
 C 56 Fred Quillan (15)  
 RG 51 Randy Cross (16)  
 RT 71 Keith Fahnhorst (16)  
 TE 81 Russ Francis (15)  
 WR 88 Freddie Solomon (12/  
 80 Jerry Rice (4)  
 QB 16 Joe Montana (15)  
 RB 26 Wendell Tyler (13)  
 RB 33 Roger Craig (16)

**Defense**

LE 72 Jeff Stover (11/  
 75 John Hart (5)  
 NT 95 Michael Carter (9/  
 78 Manu Tuiaosopo (7)

RE 76 Dwaine Board (16)  
 LOLB 90 Todd Shell (13)  
 LILB 50 Riki Ellison (16)  
 RILB 99 Mike Walter (14)  
 ROLB 58 Keena Turner (15)  
 LCB 42 Ronnie Lott (15)  
 RCB 21 Eric Wright (16)  
 SS 27 Carlton Williamson (16)  
 FS 22 Dwight Hicks (14)

**1986****Offense**

WR 87 Dwight Clark (14)  
 LT 77 Bubba Paris (9/  
 69 Bruce Collie (7)  
 LG 68 John Ayers (14)  
 C 56 Fred Quillan (16)  
 RG 51 Randy Cross (16)  
 RT 71 Keith Fahnhorst (16)  
 TE 81 Russ Francis (15)  
 WR 80 Jerry Rice (15)  
 QB 16 Joe Montana (8/  
 9 Jeff Kemp (6)  
 RB 28 Joe Cribbs (10)  
 RB 33 Roger Craig (15)

**Defense**

LE 72 Jeff Stover (6/  
 75 John Hart (5)  
 NT 95 Michael Carter (13)  
 RE 76 Dwaine Board (13)  
 LOLB 53 Milt McColl (16)  
 LILB 50 Riki Ellison (16)  
 RILB 55 Jim Fahnhorst (15)  
 ROLB 58 Keena Turner (16)  
 LCB 22 Tim McKyer (16)  
 RCB 29 Don Griffin (15)  
 SS 27 Carlton Williamson (16)  
 FS 42 Ronnie Lott (14)

**1987****Offense**

WR 85 Michael Wilson (8/  
 87 Dwight Clark (4)  
 LT 77 Bubba Paris (10)  
 LG 61 Jesse Sapolu (9/  
 62 Guy McIntyre (3)  
 C 51 Randy Cross (8/  
 56 Fred Quillan (4)  
 RG 69 Bruce Collie (8/  
 51 Randy Cross (4)  
 RT 79 Harris Barton (9/  
 71 Keith Fahnhorst (3)  
 TE 81 Russ Francis (7/  
 86 John Frank (5)  
 WR 80 Jerry Rice (12)  
 QB 16 Joe Montana (13)  
 RB 33 Roger Craig (9/  
 28 Joe Cribbs (3)  
 RB 44 Tom Rathman (8/  
 33 Roger Craig (5)

**Defense**

LE 67 Pete Kugler (8/  
 72 Jeff Stover (5)  
 NT 95 Michael Carter (12)  
 RE 76 Dwaine Board (12)  
 LOLB 53 Milt McColl (11)  
 LILB 55 Jim Fahnhorst (11)  
 RILB 99 Mike Walter (12)  
 ROLB 58 Keena Turner (10)  
 LCB 22 Tim McKyer (11)



RCB 29 Don Griffin (10)  
 SS 49 Jeff Fuller (10)  
 FS 42 Ronnie Lott (12)

## 1988

## Offense

WR 85 Michael Wilson (10)/  
 81 Wes Chandler (4)  
 LT 74 Steve Wallace (16)  
 LG 61 Jesse Sapolu (16)  
 C 51 Randy Cross (16)  
 RG 62 Guy McIntyre (12)  
 RT 79 Harris Barton (15)  
 TE 89 Ron Heller (9)/  
 86 John Frank (6)  
 WR 80 Jerry Rice (16)  
 QB 16 Joe Montana (15)  
 RB 33 Roger Craig (15)  
 RB 44 Tom Rathman (16)

## Defense

LE 91 Larry Roberts (16)  
 NT 95 Michael Carter (16)  
 RE 75 Kevin Fagan (14)  
 LOLB 94 Charles Haley (14)  
 LILB 50 Riki Ellison (13)  
 RILB 99 Michael Walter (7)  
 ROLB 53 Bill Romanowski (8)/  
 58 Keena Turner (7)  
 LCB 22 Tim McKyer (16)  
 RCB 21 Eric Wright (10)/  
 29 Don Griffin (6)  
 SS 49 Jeff Fuller (16)  
 FS 42 Ronnie Lott (12)/  
 46 Tom Holmoe (4)

## 1989

## Offense

WR 82 John Taylor (15)  
 LT 77 Bubba Paris (16)  
 LG 62 Guy McIntyre (13)  
 C 61 Jesse Sapolu (16)  
 RG 69 Bruce Collie (16)  
 RT 79 Harris Barton (15)  
 TE 84 Brent Jones (16)  
 WR 80 Jerry Rice (16)  
 QB 16 Joe Montana (14)  
 RB 33 Roger Craig (16)  
 RB 44 Tom Rathman (16)

## Defense

LE 78 Pierce Holt (10)/  
 91 Larry Roberts (5)  
 NT 95 Michael Carter (8)/  
 67 Pete Kugler (5)  
 RE 75 Kevin Fagan (15)  
 LOLB 94 Charles Haley (16)  
 LILB 54 Matt Millen (9)/  
 55 Jim Fahnhorst (7)  
 RILB 99 Michael Walter (16)  
 ROLB 58 Keena Turner (12)  
 LCB 26 Darryl Pollard (14)  
 RCB 29 Don Griffin (16)  
 SS 31 Chet Brooks (15)  
 FS 42 Ronnie Lott (11)/  
 49 Jeff Fuller (4)

## 1990

## Offense

WR 82 John Taylor (14)  
 LT 77 Bubba Paris (16)  
 LG 62 Guy McIntyre (16)

C 61 Jesse Sapolu (16)  
 RG 79 Harris Barton (16)  
 RT 74 Steve Wallace (16)  
 TE 84 Brent Jones (16)  
 WR 80 Jerry Rice (16)  
 QB 16 Joe Montana (16)  
 RB 33 Roger Craig (13)  
 RB 44 Tom Rathman (16)

## Defense

LE 78 Pierce Holt (16)  
 NT 95 Michael Carter (13)  
 RE 75 Kevin Fagan (16)  
 LOLB 94 Charles Haley (16)  
 LILB 54 Matt Millen (16)  
 RILB 59 Keith DeLong (13)  
 ROLB 53 Bill Romanowski (16)  
 LCB 26 Darryl Pollard (16)  
 RCB 29 Don Griffin (16)  
 SS 31 Chet Brooks (8)/  
 43 Dave Waymer (5)  
 FS 42 Ronnie Lott (9)/  
 43 Dave Waymer (6)

## 1991

## Offense

WR 82 John Taylor (16)  
 LT 74 Steve Wallace (16)  
 LG 62 Guy McIntyre (16)  
 C 61 Jesse Sapolu (16)  
 RG 67 Roy Foster (16)  
 RT 79 Harris Barton (16)  
 TE 84 Brent Jones (9)/  
 81 Jamie Williams (7)  
 WR 80 Jerry Rice (16)  
 QB 8 Steve Young (9)/  
 13 Steve Bono (6)  
 RB 35 Dexter Carter (12)  
 RB 44 Tom Rathman (16)

## Defense

LE 78 Pierce Holt (11)  
 NT 95 Michael Carter (13)  
 RE 91 Larry Roberts (9)/  
 75 Kevin Fagan (7)  
 LOLB 94 Charles Haley (14)  
 LILB 59 Keith DeLong (13)  
 RILB 99 Michael Walter (11)  
 ROLB 53 Bill Romanowski (16)  
 LCB 36 Merton Hanks (7)/  
 27 Mark Lee (4)  
 RCB 29 Don Griffin (16)  
 SS 43 Dave Waymer (15)  
 FS 22 Scott Bowles (14)

## 1992

## Offense

WR 82 John Taylor (8)/  
 88 Mike Sherrard (8)  
 LT 74 Steve Wallace (16)  
 LG 62 Guy McIntyre (16)  
 C 61 Jesse Sapolu (16)  
 RG 67 Roy Foster (16)  
 RT 79 Harris Barton (14)  
 TE 84 Brent Jones (15)  
 WR 80 Jerry Rice (16)  
 QB 8 Steve Young (16)  
 RB 32 Ricky Watters (13)  
 RB 44 Tom Rathman (15)

## Defense

LE 78 Pierce Holt (16)  
 NT 95 Michael Carter (12)/  
 97 Ted Washington (4)  
 RE 75 Kevin Fagan (13)  
 LOLB 92 Tim Harris (14)  
 LILB 59 Keith DeLong (10)  
 RILB 99 Michael Walter (13)  
 ROLB 53 Bill Romanowski (12)  
 LCB 25 Eric Davis (16)  
 RCB 29 Don Griffin (16)  
 SS 41 Toi Cook (11)  
 FS 28 Dana Hall (15)

## 1993

## Offense

WR 82 John Taylor (16)  
 LT 74 Steve Wallace (15)  
 LG 62 Guy McIntyre (16)  
 C 61 Jesse Sapolu (16)  
 RG 64 Ralph Tatum (16)  
 RT 79 Harris Barton (15)  
 TE 84 Brent Jones (16)  
 WR 80 Jerry Rice (16)  
 QB 8 Steve Young (16)  
 RB 32 Ricky Watters (13)  
 RB 43 Marc Logan (12)

## Switched to 4-3 Defense for last 14 games

LE 96 Dennis Brown (13)  
 LT 94 Dana Stubblefield (13)  
 RT 97 Ted Washington (10)  
 RE 75 Kevin Fagan (7)/  
 58 Todd Kelly (5)  
 LILB 55 John Johnson (5)/  
 53 Bill Romanowski (4)  
 MLB 53 Bill Romanowski (7)/  
 99 Michael Walter (6)  
 RLB 55 John Johnson (7)/  
 53 Bill Romanowski (5)  
 LCB 25 Eric Davis (16)  
 RCB 29 Don Griffin (12)  
 SS 46 Tim McDonald (16)  
 FS 36 Merton Hanks (11)/  
 28 Dana Hall (5)

## 1994

## Offense

WR 82 John Taylor (16)  
 LT 74 Steve Wallace (15)  
 LG 61 Jesse Sapolu (12)  
 C 66 Bart Oates (15)  
 RG 63 Derrick Deese (15)  
 RT 79 Harris Barton (9)/  
 65 Harry Boatwain (5)  
 TE 84 Brent Jones (16)  
 WR 80 Jerry Rice (16)  
 QB 8 Steve Young (16)  
 RB 32 Ricky Watters (16)  
 RB 40 William Floyd (10)/  
 43 Marc Logan (6)

## Defense

LE 96 Dennis Brown (14)  
 LT 97 Bryant Young (16)  
 RT 94 Dana Stubblefield (15)  
 RE 57 Rickey Jackson (14)  
 LILB 54 Lee Woodall (14)  
 MLB 50 Gary Plummer (16)  
 RLB 51 Ken Norton, Jr. (16)  
 LCB 25 Eric Davis (16)



RCB 21 Deion Sanders (12)/  
36 Merton Hanks (4)  
SS 46 Tim McDonald (16)  
FS 36 Merton Hanks (10)/  
28 Dana Hall (5)

**1995****Offense**

WR 82 John Taylor (12)  
LT 74 Steve Wallace (12)  
LG 61 Jesse Sapolu (14)  
C 66 Bart Oates (14)  
RG 69 Rod Milstead (12)  
RT 79 Harris Barton (12)  
TE 84 Brent Jones (16)  
WR 80 Jerry Rice (16)  
QB 8 Steve Young (11)  
RB 20 Derek Loville (16)  
RB 40 William Floyd (9)/  
27 Adam Walker (7)

**Defense**

LE 96 Dennis Brown (16)  
LT 97 Bryant Young (12)  
RT 94 Dana Stubblefield (16)  
RE 57 Rickey Jackson (16)  
LLB 54 Lee Woodall (16)  
MLB 51 Ken Norton, Jr. (16)  
RLB 50 Gary Plummer (15)  
LCB 25 Eric Davis (15)  
RCB 23 Marquez Pope (16)  
SS 46 Tim McDonald (16)  
FS 36 Merton Hanks (16)

**1996****Offense**

WR 81 Terrell Owens (10)/  
83 J.J. Stokes (6)  
LT 74 Steve Wallace (16)  
LG 65 Ray Brown (16)  
C 61 Jesse Sapolu (16)  
RG 67 Chris Dalman (16)  
RT 79 Harris Barton (13)  
TE 84 Brent Jones (10)/  
85 Ted Popson (6)  
WR 80 Jerry Rice (16)  
QB 8 Steve Young (13)  
RB 41 Terry Kirby (10)/  
20 Derek Loville (6)  
RB 40 William Floyd (8)/  
44 Tommy Vardell (7)

**Defense**

LE 92 Roy Barker (16)  
LT 97 Bryant Young (16)

RT 94 Dana Stubblefield (16)  
RE 56 Chris Doleman (16)  
LLB 54 Lee Woodall (13)  
MLB 51 Ken Norton, Jr. (16)  
RLB 50 Gary Plummer (11)/  
55 Kevin Mitchell (3)  
LCB 22 Tyrone Drakeford (16)  
RCB 23 Marquez Pope (16)  
SS 46 Tim McDonald (16)  
FS 36 Merton Hanks (16)

**1997****Offense**

WR 83 J.J. Stokes (16)  
LT 63 Derrick Deese (13)  
LG 65 Ray Brown (15)  
C 67 Chris Dalman (13)  
RG 66 Kevin Gogan (16)  
RT 76 Kirk Scrafford (16)  
TE 84 Brent Jones (12)  
WR 81 Terrell Owens (15)/  
QB 8 Steve Young (15)  
RB 20 Garrison Hearst (13)  
RB 40 William Floyd (15)

**Defense**

LE 92 Roy Barker (12)  
LT 97 Bryant Young (12)  
RT 94 Dana Stubblefield (16)  
RE 56 Chris Doleman (16)  
LLB 54 Lee Woodall (16)  
MLB 51 Ken Norton, Jr. (16)  
RLB 50 Gary Plummer (16)  
LCB 26 Rod Woodson (14)  
RCB 23 Marquez Pope (5)/  
38 Darnell Walker (13)  
SS 46 Tim McDonald (15)  
FS 36 Merton Hanks (16)

**1998****Offense**

WR 83 J.J. Stokes (11)/  
Terrell Owens (10)  
LT 63 Derrick Deese (8)/  
Jamie Brown (5)/  
Dave Fiore (3)  
LG 65 Ray Brown (16)  
C 67 Chris Dalman (15)  
RG 66 Kevin Gogan (16)  
RT 76 Kirk Scrafford (8)/  
Derrick Deese (8)  
TE 84 Greg Clark (9)/  
Irv Smith (7)  
WR 80 Jerry Rice (16)  
QB 8 Steve Young (15)

RB 20 Garrison Hearst (16)  
RB 44 Marc Edwards (10)

**Defense**

LE 92 Roy Barker (16)  
LT 97 Bryant Young (12)  
RT 90 Junior Bryant (16)  
RE 56 Chris Doleman (16)  
LLB 54 Lee Woodall (16)  
LILB 55 Winfred Tubbs (15)  
RILB 51 Ken Norton, Jr. (16)  
LCB 43 Antonio Langham (6)/  
Darnell Walker (10)  
RCB 38 Darnell Walker (6)/  
21 R.W. McQuarters (7)  
SS 46 Tim McDonald (16)  
FS 36 Merton Hanks (16)

**1999****Offense**

WR 81 Terrell Owens (14)  
LT 71 Dave Fiore (16)  
LG 65 Ray Brown (16)  
C 67 Chris Dalman (15)  
RG 62 Jeremy Newberry (12)/  
63 Derrick Deese (4)  
RT 63 Derrick Deese (12)/  
62 Jeremy Newberry (4)  
TE 84 Greg Clark (11)  
WR 80 Jerry Rice (16)  
QB 5 Jeff Garcia (10)/  
8 Steve Young (3)  
RB 25 Charlie Garner (15)  
FB 40 Fred Beasley (11)/  
44 Tommy Vardell (4)

**Defense**

LE 96 Jeff Posey (6)/  
90 Junior Bryant (5)/  
95 Marvin Washington (5)  
LT 97 Bryant Young (16)  
RT 90 Junior Bryant (11)/  
99 Brentson Buckner (5)  
RE 56 Gabe Wilkins (15)  
LLB 54 Lee Woodall (16)  
LILB 55 Winfred Tubbs (15)  
RILB 51 Ken Norton Jr. (16)  
LCB 38 Darnell Walker (8)/  
21 R.W. McQuarters (4)/  
34 Monty Montgomery (2)  
RCB 35 Ramos McDonald (7)/  
29 Mark McMillian (6)  
SS 46 Tim McDonald (16)  
FS 30 Lance Schulters (13)

*Rookies in Italics*



## OVERTIME GAMES

### Oct. 31, 1976 - St. Louis 23, San Francisco 20

In the fourth quarter, St. Louis held a 14-13 lead after San Francisco missed an extra point on their previous scoring drive. San Francisco then took the lead 20-14 in the fourth when **Delvin Williams** scored his third touchdown of the day. With eight minutes left in the game, Cardinals quarterback Jim Hart connected with Mel Gray on a 77-yard touchdown pass for the 20-20 tie. The extra point was blocked and the two teams went into overtime. St. Louis won the overtime coin toss and was forced to punt. On San Francisco's first drive running back **Tony Leonard** fumbled at the 43-yard line, which was recovered by the Cardinals. St. Louis then marched downfield to set up Jim Bakken for the 21-yard field goal to lift the Cardinals to a 23-20 victory.

	1st	2nd	3rd	4th	OT	Final
49ers	0	13	0	7	0	20
Cardinals	7	0	7	6	3	23

### Dec. 5, 1976 - San Diego 13, San Francisco 7

In a battle of Northern and Southern California, the San Francisco 49ers and San Diego Chargers played to a scoreless tie in the first half. The defensive struggle continued in the second half and remained 0-0 at the end of the third quarter. On San Diego's first possession of the fourth quarter, Dan Fouts guided them on a 16-play, 80-yard scoring drive, capped by a Bo Matthews two-yard touchdown run. San Francisco answered on its next possession with a 64-yard scoring drive. **Paul Hofer** caught an eight-yard touchdown pass from **Scott Bull** to make the score 7-6. The extra point was blocked, but the Chargers Tom Graham was flagged for offsides. After the penalty was marked off, **Steve Mike-Mayer** connected to tie the game at seven with just over a minute left in regulation. San Diego won the overtime coin toss and elected to receive. The Chargers began their first possession on their own seven-yard line, and Fouts promptly guided them on a nine-play, 93-yard drive, which was capped by a Mercury Morris 13-yard touchdown run for the 13-7 win.

	1st	2nd	3rd	4th	OT	Final
49ers	0	0	0	7	0	7
Chargers	0	0	0	7	6	13

### Nov. 13, 1977 - San Francisco 10, New Orleans 7

The 49ers got their first-ever overtime victory at New Orleans. The Saints got on the board early in the first quarter on an eight-yard run by Tony Galbreath. The Saints appeared to grab a commanding lead at the end of the first half when Richard Mauti returned a Tom Wittum punt 65 yards for a touchdown 10 seconds before halftime, but a New Orleans clipping penalty nullified the touchdown. The 49ers tied the score in the third quarter with a five-yard romp by **Delvin Williams**. Neither team could score at the end of the third quarter or in the fourth, and the game went in to overtime knotted at seven. The Saints won the overtime coin toss but were unable to move the ball and were forced to give the ball back to the 49ers. San Francisco started from their own 41-yard line and moved the ball down to the Saints' 16-yard line where **Ray Wersching** connected on a 33-yard game-winning field goal.

	1st	2nd	3rd	4th	OT	Final
49ers	0	0	7	0	3	10
Saints	7	0	0	0	0	7

### Sept. 14, 1980 - San Francisco 24, St. Louis 21

San Francisco struck on a 19-yard touchdown pass from **Steve DeBerg** to **Paul Hofer** in the second quarter. Cardinals quarterback Jim Hart quickly answered back with a 13-yard touchdown strike to Theotis Brown. The Cardinals pushed the lead to 14-7 with a Doug Marsh five-yard touchdown reception. After the 49ers tied the game at 14, St. Louis drove 75 yards in eight plays to take a 21-14 lead. With 1:51 left in regulation, the 49ers drove 80 yards and scored on a 26-yard touchdown



run by Hofer, his second of the day. San Francisco won the overtime coin toss and took the ball 52 yards to the 16-yard line, where **Ray Wersching** kicked a 33-yard field goal for the 24-21 win.

	1st	2nd	3rd	4th	OT	Final
49ers	0	7	0	14	3	24
Cardinals	0	0	14	7	0	21

### Dec. 7, 1980 - San Francisco 38, New Orleans 35

New Orleans jumped out to a 35-7 halftime lead behind touchdown passes of 33, 21 and 41 yards from Archie Manning. Less than five minutes into the third quarter, the 49ers went on an 88-yard, nine-play drive that culminated with a one-yard touchdown run by **Joe Montana**. Minutes later, Montana hooked up with **Dwight Clark** for a 71-yard touchdown pass to bring the 49ers within 14 points. After the San Francisco defense shut out New Orleans for the second straight quarter, they tied the game with 1:50 left in the fourth quarter with **Lenvil Elliott's** seven-yard touchdown jaunt, forcing overtime. New Orleans won the coin toss and failed to pick up a first down on their first possession. San Francisco took the ball on their own 27 and marched 55 yards in 13 plays for the 36-yard winning field goal by **Ray Wersching**.

	1st	2nd	3rd	4th	OT	Final
49ers	0	7	14	14	3	38
Saints	14	21	0	0	0	35

### Oct. 12, 1986 - Minnesota 27, San Francisco 24

With **Joe Montana** out, **Jeff Kemp** stepped in to lead San Francisco against a powerful Minnesota Vikings team. Minnesota struck first with a six-yard touchdown pass from Tommy Kramer to Anthony Carter. The 49ers answered back when Kemp hit **Dwight Clark** with a 45-yard strike to tie the game. With 1:14 left in the first quarter the Vikings' Irsiac Holt recovered a blocked punt in the end zone for a 14-7 lead. San Francisco took a 17-14 lead into halftime after a 39-yard **Ray Wersching** field goal, and a 34-yard touchdown pass from Kemp to **Jerry Rice**. After the Vikings stalled on their first drive of the third quarter, Kemp led the 49ers on a six-play, 53-yard drive that ended with a 17-yard touchdown reception by Rice. Minnesota answered back with a 26-yard field goal by Chuck Nelson in the third quarter to cut the 49ers lead to 24-17. With 6:37 remaining in the fourth quarter, Kramer hit Anthony Carter with a 35-yard touchdown pass to tie the game. In overtime, Minnesota won the toss and elected to receive. They promptly went on a 58-yard drive, and Nelson hit a 28-yard field goal for the 27-24 win.

	1st	2nd	3rd	4th	OT	Final
49ers	7	10	7	0	0	24
Vikings	14	0	3	7	3	27

### Oct. 19, 1986 - Atlanta 10, San Francisco 10

San Francisco visited Atlanta for a battle with the division rival Falcons and took a 7-0 lead on a **Roger Craig** one-yard romp. The Falcons responded with a punishing 17-play, 44-yard drive that resulted in a 47-yard field goal by Mick Luckhurst. San Francisco took the lead again in the second quarter with a 53-yard, 13-play drive, which led to a 24-yard **Ray Wersching** field goal and a 10-3 lead. The defenses dominated the second half, holding the offenses scoreless for all of the third quarter and most of the fourth. With just over a minute remaining in regulation, the Falcons took advantage of great field position and scored on a 39-yard touchdown pass from Dave Archer to Sylvester Stamps to tie the game at 10. The Falcons won the overtime coin toss and elected to receive. After generating only one first down, the Falcons were forced to give up possession. The 49ers mirrored the Falcons on their first possession of overtime and punted with 6:42 remaining. Both teams had possession two more times in overtime and could not produce a score, and the game ended in a 10-10 tie.

	1st	2nd	3rd	4th	OT	Final
49ers	7	3	0	0	0	10
Falcons	3	0	0	7	0	10



### October 9, 1988 - Denver 16, San Francisco 13

Two of the best teams in the NFL faced off in an inter-conference battle as the Denver Broncos visited Candlestick Park. The 49ers started the scoring with a 37-yard **Mike Cofer** field goal with 4:52 remaining in the first quarter. The Broncos answered early in the second quarter with a 27-yard field goal by Rich Karlis to knot the game at three. With San Francisco's second possession of the second quarter, **Joe Montana** opened up the offense and led the 49ers 95 yards and capped it off with a six-yard quarterback sneak for a 10-3 lead at halftime. The only scoring in the third quarter came on Karlis' 27-yard field goal with five minutes left in the quarter, cutting the 49ers lead to 10-6. Cofer quickly answered with a 27-yard field goal with one minute on the clock in the third quarter for the 13-6 lead. After an injury, John Elway returned to hit Vance Johnson with an eight-yard touchdown pass to tie the game at 13 with 6:23 remaining. Neither team could score in the final minutes of regulation and headed into overtime. On San Francisco's first possession of overtime, Andre Townsend sacked Montana, injuring his ribs. **Steve Young** took over, and on his first play, he threw an interception to Mark Haynes ending the threat. After a five-and-out drive by the Broncos, the 49ers take over on their own five-yard line. A second Young interception, deep in Broncos territory, helped set the stage for Karlis to connect on a 22-yard game-winning field goal.

	1st	2nd	3rd	4th	OT	Final
49ers	3	7	3	0	0	13
Broncos	0	3	3	7	3	16

### Dec. 9, 1990 - San Francisco 20, Cincinnati 17

A capacity crowd filled Riverfront Stadium, as the San Francisco 49ers invaded Cincinnati for a late-season battle. On the Bengals first possession, Boomer Esiason drove his team 70 yards for the game's opening score, a two-yard touchdown pass. San Francisco answered back on their next possession when **Tom Rathman** capped off a 73-yard drive with a one-yard plunge into the end zone for the 7-7 tie. Cincinnati came out strong in the third. The Bengals scored on a Jim Breech field goal to open the third and break the tie. San Francisco enjoyed its first lead of the game after **Harry Sydney** scored on a three-yard run. With just over two minutes elapsed in the fourth quarter, Ickey Woods dove in from one-yard out to regain the lead for Cincinnati 17-14. The 49ers next drive stalled, and they did not receive the ball back until there was 4:11 remaining in regulation. On the first play, **Joe Montana** hit **Jerry Rice** for a 29-yard strike and guided the team down to the Cincinnati six-yard line. **Mike Cofer** hit a 23-yard field goal with just over a minute remaining to send the game into overtime. San Francisco won their first coin toss in five overtime games and wasted no time driving 75 yards in 11 plays to set up Cofer for the 23-yard game-winning field goal and the 20-17 victory.

	1st	2nd	3rd	4th	OT	Final
49ers	7	0	7	3	3	20
Bengals	7	0	3	7	0	17

### Jan. 3, 1994 - Philadelphia 37, San Francisco 34

Turnovers and an ill-timed penalty marred the 49ers first overtime game in four years. The Philadelphia Eagles struck early and often, first on a 34-yard Roger Ruzek field goal five minutes into the game. On San Francisco's first possession, **Steve Young** was hit and fumbled the ball, which was recovered by Byron Evans who returned it 30 yards for a touchdown and a 10-0 lead. On their second possession, Young led the 49ers on a seven-play, 46-yard drive capped by a **Mike Cofer** 30-yard field goal to cut the deficit to seven. With Bubby Brister at the helm, the Eagles drove 76 yards in the opening minutes of the second quarter and connected with Calvin Williams for a 13-yard touchdown to push the lead to 17-3. The Eagles quickly got the ball back on a punt after a three-and-out series by the 49ers. Brister guided Philadelphia to an eight-play, 64-yard touchdown scoring drive to take a commanding 21-point lead. The 49ers end zone drought ended with just less than two minutes remaining in the half when Young hit **Jerry Rice** for a three-yard touchdown that brought the score to 24-10 at the half. San Francisco started the second half strong, beginning with a 60-yard kickoff return by **Dexter Carter** to give the 49ers the ball on



Philadelphia's 38 yard line. Capping off a punishing 38-yard, nine-play drive, **Ricky Watters** ran 11 yards for the score. After a Philadelphia punt, **John Taylor** caught a 38-yard touchdown pass to tie the game at 24. Philadelphia took advantage of a Young injury by intercepting a **Steve Bono** pass. The Eagles worked quickly, moving 69 yards in just two plays to take a 31-24 lead. San Francisco gave Philadelphia good field position again with a fumble on their own 40, allowing the Eagles to increase their lead to 10 with a **Ruzek** 32-yard field goal with 1:16 remaining in the third quarter. Set up by a **Don Griffin** interception, Bono drove the 49ers 42 yards in just over four minutes and scored on a one-yard keeper that closed the gap to 34-31. After a Philadelphia punt, the Niners drove down and tied the game on a **Cofer** 29-yard field goal with 15 seconds left in regulation. San Francisco won the overtime coin toss and elected to receive; they failed to score on two overtime possessions. On Philadelphia's second possession of overtime, they drove down to San Francisco's 20-yard line, and with four seconds showing on the clock, set up for a 38-yard field goal. **Ruzek** missed the field goal wide right, but **Merton Hanks** was flagged for roughing the kicker. After a 10-yard penalty, **Ruzek** hit a 28-yarder with no time left on the clock for the 37-34 win.

	1st	2nd	3rd	4th	OT	Final
49ers	3	7	14	10	0	34
Eagles	10	14	10	0	3	37

### Oct. 14, 1996 - Green Bay 23, San Francisco 20

With **Steve Young** out with a groin injury, **Elvis Grbac** led San Francisco against Brett Favre and the Green Bay Packers. After an unsuccessful first possession, the Packers scored on a 30-yard field goal by **Chris Jacke** with just over five minutes remaining in the first quarter for the 3-0 lead. They took a 6-0 lead on a **Jacke** 25-yard field goal. On San Francisco's second possession of the second quarter, **Grbac** led a six-play, 36-yard drive that resulted in a **Jeff Wilkins** 48-yard field goal. After a three-and-out series by the Packers, **Jerry Rice** caught a seven-yard touchdown from **Grbac** for a 10-6 lead. Aided by a **Dana Stubblefield** interception, **Rice** and **Grbac** put the 49ers up 17-6 at the half with a 13-yard touchdown pass. Green Bay trimmed the lead to 17-14 when Favre hit **Don Beebe** for a 59-yard touchdown and followed it with a two-point conversion toss to **Edger Bennett**. **Chris Jacke** hit a 35-yard field goal to tie the game at 17 with 3:24 left in regulation. San Francisco won the overtime coin toss but was forced to punt after going three-and-out. Green Bay received the ball on their own 44 and drove 21 yards to set up **Jacke** for a 53-yard field goal for the 23-20 victory.

	1st	2nd	3rd	4th	OT	Final
49ers	0	17	0	3	0	20
Packers	6	0	8	6	3	23

### Nov. 10, 1996 - Dallas 20, San Francisco 17

The two most dominating teams in the NFL met in a mid-season battle for NFC supremacy as the Dallas Cowboys traveled to 3Com Park. The 49ers jumped out to a quick lead after a **Jeff Wilkins** 28-yard field goal. They extended their lead to 10-0 on a 29-yard touchdown strike from **Steve Young** to **Iheanyi Uwaezeuoke**. Quiet for most of the first half, the Cowboys finally got on the board with a 72-yard scoring drive that ended on a **Troy Aikman** three-yard touchdown run, which cut the deficit to 10-7 at halftime. Defenses dominated in the third quarter with neither team allowing a score. Dallas ended the scoring drought with a **Chris Boniol** 26-yard field goal four seconds into the fourth quarter to tie the game at 10. With **Young** out in the second half after sustaining a concussion, **Elvis Grbac** led San Francisco on a nine-play, 68-yard scoring drive on their next possession. **Terry Kirby** capped it off with a 27-yard touchdown run. After **Fred Strickland** intercepted a **Grbac** pass at the 49ers 15-yard line, **Troy Aikman** hit **Eric Bjornson** for a six-yard touchdown pass, knotting the game at 17 and forcing overtime. The Cowboys won the overtime coin toss and wasted no time marching down the field. In 12 plays, **Chris Boniol** hit the game-winning 29-yard field goal for the 20-17 victory.

	1st	2nd	3rd	4th	OT	Final
49ers	10	0	0	7	0	17
Cowboys	0	7	0	10	3	20



### Nov. 24 1996 - San Francisco 19, Washington 16

In the 49ers second overtime game in November, and third of the season, the Washington Redskins hosted San Francisco for the first time in two years. In what would prove to be a game dominated by special teams, San Francisco struck first with a 20-yard field goal from **Jeff Wilkins**. Scott Blanton hit field goals from 19- and 48-yards out and Wilkins added another to knot the score at six going into halftime. The only score in the third quarter came on a Blanton field goal from 41-yards out to give Washington a 9-6 lead. San Francisco got on the board first in the fourth quarter with a Wilkins 44-yard field goal three minutes into the period. On the ensuing possession, Gus Ferotte drove the Redskins 78-yards, which culminated with a Jamie Asher 20-yard touchdown reception. The 49ers tied the game with 1:57 remaining in regulation on a one-yard run by **William Floyd**, forcing overtime. San Francisco won the coin toss and promptly went on a 48-yard scoring drive that was capped by a 38-yard field goal by Wilkins for the 19-16 win.

	1st	2nd	3rd	4th	OT	Final
49ers	3	3	0	10	3	19
Redskins	0	6	3	7	0	16

### Sept. 6 1998 - San Francisco 36, New York Jets 30

In the opening weekend of the 1998 season, fans were treated to one of the most exciting games and one of the most exciting plays in NFL history. After a fast-paced first half, the 49ers found themselves trailing 17-14 at halftime after Glen Foley hit Wayne Chrebet from six-yards out for the score with :32 left in the second quarter. On their first possession in the second half, San Francisco evened the score at 17 with a 22-yard field goal by **Wade Richey**. On the following possession, Foley found Keyshawn Johnson for a 21-yard touchdown and a 24-17 lead. With just over three minutes left in the third quarter, **Jerry Rice** caught a 14-yard touchdown from **Steve Young** to bring the 49ers within one. The extra point was blocked, and the score remained 24-23 heading into the fourth quarter. New York extended their lead to 27-23 after a John Hall 32-yard field goal. San Francisco took possession with 3:38 left in regulation and went on a 76-yard, five-play drive that was capped by a 38-yard touchdown pass from Young to **J.J. Stokes**, giving the 49ers the lead 30-27 with just over one minute remaining in regulation. New York then drove down to the 49ers 13-yard line, where John Hall tied the game at 30 with just three seconds on the clock. Both New York and San Francisco went three-and-out on their first possessions of overtime. The Jets moved to midfield on their second possession before being forced to punt, pinning the 49ers on their own four-yard line. With 11:09 remaining in overtime, on San Francisco's first play of their second possession, Young gave the ball to **Garrison Hearst**, who ran right and broke six tackles on his way to a 96-yard, game-winning touchdown run and the 36-30 victory.

	1st	2nd	3rd	4th	OT	Final
49ers	7	7	9	7	6	36
Jets	3	14	7	6	0	30

### Dec. 6, 1998 - San Francisco 31, Carolina 28

San Francisco extended their winning streak to four games with an exciting high-scoring match-up with the Carolina Panthers. After an explosive first half, the 49ers took a 21-7 lead going into halftime. San Francisco started the second half with a five-play drive, covering 90 yards, including a **Garrison Hearst** 71-yard touchdown run. The drive gave the 49ers a commanding 28-7 lead. With just 52 seconds left in the third quarter, Steve Beuerlein connected with Anthony Johnson on a 38-yard touchdown pass to cut the deficit to 28-14. On their first possession of the fourth quarter, the Panthers drove 76 yards in five plays, and scored on a Beuerlein-to-Raghib Ismail 40-yard touchdown pass. Minutes later, Carolina tied the game at 28 with a 10-yard run by Tshimanga Biakabutuka. Carolina won the overtime coin toss and elected to receive. The Panthers ran two unsuccessful plays, and Beuerlein fumbled on the third play, giving San Francisco possession on Carolina's 30-yard line. The 49ers picked up 25 yards on the possession and drove down to the Panthers five, where **Wade Richey** hit a 23-yard field goal for the 31-28 victory.



	1st	2nd	3rd	4th	OT	Final
49ers	7	14	7	0	3	31
Carolina	7	0	7	14	0	28

### Dec. 26, 1999 - Washington 26, San Francisco 20

The Washington Redskins visited 3Com Park and battled the San Francisco 49ers to their second overtime game in the last three meetings. San Francisco struck first with an 80-yard drive in 13 plays, capped off with a **Charlie Garner** four-yard touchdown run and a 7-0 lead. Early in the second quarter, Washington answered back with an 80-yard drive of their own, ending with a Brad Johnson-to-Michael Westbrook 65-yard touchdown strike. With a pair of **Wade Richey** field goals, San Francisco went into halftime with a 13-7 lead. Washington cut the deficit to three after Brett Conway nailed a 47-yard field goal in the third quarter. The 49ers extended their lead to 20-10 with a 78-yard scoring drive that ended on a five-yard touchdown pass from **Jeff Garcia** to **J.J. Stokes**. At the beginning of the fourth quarter, Conway connected on a 34-yard field goal to bring the Redskins to within seven. Washington then struck again with 3:30 left in the game when Brad Johnson plunged in from one-yard out to tie the game at 20. San Francisco threatened with just over one minute remaining, driving down to the Redskins 22-yard line, before a fumble, which Washington recovered, to force overtime. Washington won the overtime coin toss and promptly moved the ball to the San Francisco 33-yard line in three plays. On first down, Brad Johnson hit Larry Centers for a 33-yard touchdown pass and the 26-20 win.

	1st	2nd	3rd	4th	OT	Final
49ers	7	6	7	0	0	20
Redskins	0	7	3	10	6	26

### 49ERS OVERTIME BREAKDOWN

Record	7-8-1
Won by field goal	6
Lost by field goal	6
Won by touchdown	1
Lost by touchdown	2
Most in season	3 (1996)

### NEITHER PAPER NOR PLASTIC

Over the final six games of the 1999 season, the 49ers had one of the most productive offensive lines in the NFL. San Francisco allowed just seven sacks to rank as the fourth fewest allowed in the league over that time. The Colts (4), Cowboys (5) and Jets (5) were the only teams to allow fewer. During that time the 49ers averaged 419.8 yards in total offense, including 151 yards rushing and 268.8 yards passing per game. The 49ers produced 2,519 yards, including two 500-yard games over the last six which is the best output in the NFL during that span.



# 49ERS PRIMETIME

## 49ERS ON MONDAY NIGHTS

YEAR	DATE	OPPONENT	SCORE	W/L	ATTENDANCE
1999	September 27	at Arizona	24-10	W	72,100
	November 29	Green Bay	3-20	L	68,304
	January 3, 2000	at Atlanta	29-34	L	57,980
1998	September 14	at Washington	45-10	W	76,798
	November 30	New York Giants	31-7	W	68,212
	December 14	Detroit	35-13	W	68,585
1997	September 29	at Carolina	34-21	W	70,972
	November 10	at Philadelphia	24-12	W	67,133
	December 15	Denver	34-17	W	68,461
1996	October 14	at Green Bay	20-23 (OT)	L	60,716
	December 2	at Atlanta	34-10	W	46,318
	December 23	Detroit	24-14	W	61,921
1995	September 25	at Detroit	24-27	L	76,236
	November 20	at Miami	44-20	W	73,080
	December 18	Minnesota	37-30	W	64,975
1994	September 5	Los Angeles Raiders	44-14	W	68,032
	November 28	at New Orleans	35-14	W	61,304
	December 26	at Minnesota	14-21	L	63,326
1993	September 13	at Cleveland	13-23	L	78,218
	November 22	New Orleans	42-7	W	66,500
	January 3	Philadelphia	34-37 (OT)	L	61,653
1992	November 9	at Atlanta	41-3	W	67,404
	December 28	Detroit	24-6	W	55,907
1991	September 2	at New York Giants	14-16	L	76,319
	November 25	at Los Angeles Rams	33-10	W	61,881
	December 22	Chicago	52-14	W	60,419
1990	September 10	at New Orleans	13-12	W	68,629
	December 3	New York Giants	7-3	W	66,092
	December 17	at Los Angeles Rams	26-10	W	65,619
1989	November 6	New Orleans	31-13	W	63,461
	November 27	New York Giants	34-24	W	63,461
	December 11	at Los Angeles Rams	30-27	W	67,959
1988	October 24	at Chicago	9-10	L	65,293
	November 21	Washington	37-21	W	59,268
1987	October 5	at New York Giants	41-21	W	16,471
	December 14	Chicago	41-0	W	63,509
1986	November 17	at Washington	6-14	L	54,774
	December 1	New York Giants	17-21	L	59,777
1985	November 11	at Denver	16-17	L	73,173
	November 25	Seattle	19-6	W	57,482
	December 9	Los Angeles Rams	20-27	L	60,581
1984	September 10	Washington	37-31	W	59,707
	October 8	at New York Giants	31-10	W	76,112
1983	December 19	Dallas	42-17	W	59,957
1978	November 27	Pittsburgh	7-24	L	51,657
1977	September 19	at Pittsburgh	0-27	L	48,046
	December 12	Dallas	35-42	L	55,848



1976	October 11	at Los Angeles Rams	16-0	W	84,483
	November 29	Minnesota	20-16	W	56,775
1974	October 14	at Detroit	13-17	L	45,199
	November 4	Los Angeles Rams	13-15	L	57,526
1973	November 26	Green Bay	20-6	W	49,244
1972	December 4	Los Angeles Rams	16-26	L	60,175
1971	December 6	Kansas City	17-26	L	45,306

#### 49ERS ON SUNDAY NIGHTS

YEAR	DATE	OPPONENT	SCORE	W/L	ATTENDANCE
1999	December 26	Washington	20-26 (OT)	L	68,329
1998	November 22	New Orleans	31-20	W	68,429
1997	December 21	at Seattle	9-38	L	66,253
1996	November 3	at New Orleans	24-17	W	53,297
1995	December 3	Buffalo	27-17	W	65,568
1994	November 20	Los Angeles Rams	31-27	W	62,774
1993	December 5	Cincinnati	21-8	W	60,039
1992	September 27	at New Orleans	16-10	W	68,591
1990	November 11	at Dallas	24-6	W	62,966
1988	December 18	Los Angeles Rams	16-38	L	62,444
1987	November 29	Cleveland	38-24	W	60,243
	December 27	Los Angeles Rams	48-0	W	57,953
1982	December 19	Atlanta	7-17	L	53,234

#### 49ERS ON THURSDAY NIGHTS

YEAR	DATE	OPPONENT	SCORE	W/L	ATTENDANCE
1983	September 8	at Minnesota	48-17	W	58,167
1982	December 2	Los Angeles Rams	30-24	W	58,574

#### 49ERS ON FRIDAY NIGHTS

YEAR	DATE	OPPONENT	SCORE	W/L	ATTENDANCE
1986	December 19	Los Angeles Rams	24-14	W	60,266
1984	December 14	Los Angeles Rams	19-16	W	59,743

#### 49ERS PRIME TIME RECORDS

On Prime Time	46-24 (home - 28-12, road - 18-12)
On Monday Nights	34-20 (home - 19-9, road - 15-11)
On Sunday Nights	9-4 (home - 6-3, road - 3-1)
On Thursday Nights	2-0 (home - 1-0, road - 1-0)
On Friday Nights	2-0 (home - 2-0)
Games After Monday Night	32-14 (home - 25-4, road - 7-10)
Games After Monday Win	21-8 (home - 15-3, road - 6-5)
Games After Monday Loss	11-6 (home - 10-1, road - 1-5)



# 49ERS YEAR-BY-YEAR OFFENSIVE STATS

(1946-1999)

	First Downs	3rd	Tot	# of	Rushing	PASSING		Pen	Fum.	TDs	FGs	Punting	Total	
	Total/R/Pa/Pn	Down	Yds	Plays	Att/Yds	Net	Sacs/Yds	Att/Cmp/Int	#Yds	#Lst	Ru/P/Rt	M/A	No./Avg	Pts
1999	300/102/172/26	70/206	5380	1012	418/2095	3295	33/231	560/324/19	120/1045	29/13	14/1/45	21/23	75/38.4	295
1998	381/129/223/29	96/211	6800	1100	491/2544	4256	53/254	556/347/15	133/1156	22/15	19/41/1	18/27	69/41.1	479
1997	294/106/167/21	76/209	5112	999	323/1969	3143	44/289	432/278/11	115/979	22/9	16/20/5	29/36	79/40.3	375
1996	315/108/188/19	76/216	5506	1046	454/1847	3659	42/200	550/358/16	119/925	16/8	17/24/2	30/34	75/42.9	398
1995	355/109/231/15	109/223	6087	1092	415/1479	4608	33/171	644/432/16	88/711	21/12	19/29/9	20/28	57/40.6	457
1994	362/122/210/30	102/200	6060	1037	491/1897	4163	35/199	511/359/11	109/980	25/13	23/37/6	15/20	54/41.4	505
1993	372/134/212/26	89/186	6435	1022	463/2133	4302	35/178	524/354/17	95/800	32/13	26/29/6	16/26	42/40.9	473
1992	344/135/192/17	87/187	6195	994	482/2315	3880	32/174	480/319/9	80/636	29/13	22/29/3	18/27	49/39.1	431
1991	336/112/197/27	92/193	5858	986	440/1861	3997	24/170	522/325/12	114/902	33/19	19/29/2	14/28	56/39.2	393
1990	324/107/201/16	113/233	5895	1074	454/1718	4177	37/194	583/360/16	104/828	24/14	12/28/0	24/36	70/36.2	353
1989	350/124/209/17	80/190	6268	1021	493/1966	4302	45/282	483/339/11	109/922	32/14	14/35/2	29/36	56/39.8	442
1988	326/141/167/18	94/225	5900	1076	527/2523	3377	47/298	502/293/14	115/986	27/12	18/21/2	27/38	80/38.7	369
1987	357/134/202/21	97/203	5987	1054	524/2237	3750	29/205	501/322/14	88/792	25/12	11/44/4	16/23	68/37.4	459
1986	346/141/213/19	80/224	6082	1118	510/1986	4096	26/203	582/353/20	95/691	32/9	16/21/6	25/35	85/40.6	374
1985	340/137/179/24	83/214	5920	1069	477/2232	3688	42/299	550/331/14	105/868	29/20	20/28/5	13/21	87/39.3	411
1984	356/138/204/14	96/207	6366	1057	534/2465	3901	27/178	496/312/10	100/884	26/12	21/32/4	25/35	85/40.6	374
1983	344/129/199/16	96/215	6054	1072	511/2257	3797	33/224	528/339/12	89/695	27/19	17/27/7	25/30	66/38.7	432
1982	183/49/121/13	47/120	3242	587	219/740	2502	20/166	348/215/11	45/451	17/10	6/17/2	12/17	45/37.2	209
1981	317/110/183/24	114/259	5484	1106	560/1941	3543	29/223	517/328/13	92/752	26/12	17/20/6	19/29	93/41.5	357
1980	298/105/171/22	91/240	5320	1042	415/1743	3577	30/222	597/363/26	109/933	39/14	10/27/3	15/19	77/40.9	320
1979	336/120/200/16	111/245	5573	1099	480/1932	3641	17/119	602/361/21	95/853	37/18	17/18/1	20/24	72/36.5	308
1978	257/117/106/34	91/264	4047	1062	583/2091	1956	42/350	435/190/36	115/930	56/27	14/9/2	15/23	97/36.9	219
1977	219/126/81/12	91/222	3594	877	564/2086	1958	36/289	277/136/17	99/830	27/8	16/9/2	11/19	80/35	220
1976	242/131/91/20	68/209	4085	916	576/2447	1638	34/325	306/155/21	102/848	30/12	14/15/3	16/28	91/39.9	270
1975	240/86/133/21	90/221	4158	905	422/1743	2481	27/164	466/233/25	93/903	32/14	15/9/2	26/33	79/43.7	262
1974	227/101/104/22	79/216	3988	873	477/1981	2007	35/274	361/170/28	63/606	31/14	10/14/3	11/24	70/40.8	226
1973	251/97/127/27	60/200	4224	915	422/1598	2560	33/246	450/234/19	89/693	44/25	15/9/2	14/28	67/41.9	255
1972	234/87/129/18	74/189	4351	847	445/1616	2735	22/153	380/217/24	73/664	30/13	11/27/5	18/29	64/39.7	353
1971	257/113/122/22	-NA-	4706	900	498/2129	2577	11/111	391/209/24	88/961	33/18	12/18/3	23/36	51/387	300
1970	237/86/125/26	-NA-	4503	862	471/1580	2923	8/67	383/226/10	88/997	24/15	13/25/3	21/31	75/38.4	352
1969	253/84/153/16	-NA-	4694	914	391/1536	3158	27/221	496/278/26	85/845	25/12	13/22/2	6/21	71/40.5	277
1968	260/98/141/21	-NA-	4709	887	443/1784	2925	27/182	417/239/23	90/794	26/14	11/24/4	11/24	68/39	303
1967	242/101/121/20	-NA-	4418	929	434/1764	2654	26/208	469/228/21	89/931	20/10	16/16/1	14/33	73/37.6	273
1966	282/101/153/28	-NA-	4782	952	422/1790	2992	30/247	500/261/26	86/819	26/12	12/21/6	16/31	70/40.6	320
1965	292/97/172/23	-NA-	5270	901	428/1783	3487	19/146	454/272/21	79/875	33/19	13/35/5	17/27	54/45.8	421
1964	233/76/130/21	-NA-	4073	871	383/1332	2741	27/249	461/225/22	79/741	42/24	11/18/1	8/25	79/45.6	236
1963	183/87/87/9	-NA-	3281	790	406/1454	1827	35/263	349/156/22	51/439	25/8	8/13/3	10/31	73/45.4	198
1962	239/112/121/15	-NA-	3941	854	460/1873	2068	14/23	323/185/19	63/636	24/14	15/19/2	10/23	48/45.6	236
1961	258/116/132/10	-NA-	4904	875	448/2100	2804	12/53	346/187/19	65/635	25/17	27/15/2	12/22	59/44.6	346
1960	201/90/96/15	-NA-	3260	849	413/1681	1579	12/87	336/174/12	63/604	14/4	9/11/1	19/35	65/44.3	208
1959	182/93/76/13	-NA-	3388	756	407/1839	1549	11/36	264/132/22	57/489	24/10	16/12/3	12/26	59/45.7	255
1958	237/93/126/18	-NA-	4111	811	359/1628	2483	12/08	383/223/29	58/619	31/11	18/15/1	8/21	48/38.3	257
1957	223/92/115/16	-NA-	3658	754	377/1672	2036	13/71	305/191/18	66/629	22/14	15/17/1	9/15	57/44.7	260
1956	221/101/107/13	-NA-	3813	795	419/1836	1977	12/85	297/162/19	57/562	17/12	17/8/3	13/20	69/38.4	233
1955	204/102/89/13	-NA-	3651	786	408/1713	1938	12/87	303/151/28	64/541	25/18	12/17/1	3/12	63/40.6	216
1954	252/125/109/18	-NA-	4704	863	442/2498	2206	12/38	340/187/12	73/614	30/13	28/10/2	12/21	60/37	313
1953	243/128/99/16	-NA-	4398	825	443/2230	2168	12/39	322/174/19	90/772	28/19	26/22/1	10/18	42/40.6	372
1952	213/97/104/12	-NA-	4276	884	421/1905	2371	13/96	342/174/23	79/628	26/13	16/19/3	6/12	68/42.6	285
1951	237/134/92/11	-NA-	4321	915	523/2366	1955	13/08	281/154/19	75/694	26/20	19/14/1	6/18	54/43.6	255
1950	201/107/83/11	-NA-	3830	906	460/1955	1875	13/25	326/164/25	93/851	35/21	14/14/4	4/8	63/38.7	213
1949	175/117/53/5	-NA-	4793	793	506/2798	1995	-NA-	287/139/20	65/595	47/22	30/28/0	3/7	44/45.5	416
1948	227/152/67/8	-NA-	5767	891	603/3663	2104	-NA-	288/162/14	89/794	38/21	39/30/0	5/8	44/42.6	495
1947	218/138/72/8	-NA-	4760	884	587/2767	1993	-NA-	297/147/19	58/472	47/18	24/22	4/12	50/43.5	327
1946	170/113/52/5	-NA-	3896	844	592/2175	1721	-NA-	252/130/21	56/440	35/21	25/18/0	4/8	67/40.6	307

## FIVE ALIVE

The 49ers offense was particularly impressive over the final five games of the 1999 season. During that time the team scored 16 touchdowns, averaged 439.4 yards of offense per game, totaled 2,197 yards and averaged 25.8 (129) points per game.



# 49ERS YEAR-BY-YEAR DEFENSIVE STATS (1946-1999)

	First Downs	3rd	Tot	# of	Rushing	PASSING			Pen	Fum.	TDs	FGs	Punting	Total
	Total/R/Pa/Pn	Down	Yds	Plays	Att/Yds	Net	Sacs/Yds	Att/Cmp/Int	#/Yds	#Lst	Ru/P/Rt	M/A	No./Avg	Pts
1999	315/91/192/32	81/202	5687	979	426/1619	4068	32/227	521/317/13	96/760	18/7	11/366	27/32	69/39.3	453
1998	297/91/178/28	73/213	5343	1012	395/1610	3733	51/259	566/294/21	101/800	24/12	13/251	19/32	83/42.1	328
1997	242/67/145/30	76/219	4013	949	386/1366	2647	54/364	509/258/25	91/742	24/16	5/23/3	16/20	83/41.8	265
1996	269/76/164/29	78/232	4661	1021	418/1497	3164	45/297	558/287/20	97/819	29/14	4/21/0	26/29	88/42	257
1995	264/57/192/15	85/224	4398	999	348/1061	3337	40/240	611/330/26	74/556	23/8	5/19/2	27/32	70/41.7	258
1994	285/82/182/21	87/221	4839	996	375/1338	3501	38/255	583/329/23	108/912	25/12	16/15/4	15/21	77/42.5	296
1993	297/109/171/17	87/214	4997	1012	404/1800	3197	44/316	564/314/19	99/743	20/11	6/23/1	27/30	68/43.9	295
1992	277/90/174/13	75/199	4787	943	351/1418	3369	41/273	551/320/17	79/651	23/12	5/20/2	16/20	76/41.2	236
1991	260/86/155/19	71/201	4554	929	399/1512	3042	31/212	499/267/12	84/782	32/16	8/16/1	22/25	82/41	239
1990	250/77/157/16	71/199	4273	919	353/1258	3015	44/263	522/265/17	85/641	21/14	7/17/2	19/23	82/40	239
1989	283/76/178/29	76/210	4618	979	372/1383	3235	43/333	564/316/21	75/581	34/16	9/15/2	23/31	74/38.9	253
1988	277/90/160/27	88/225	4575	1013	441/1588	2987	42/297	530/292/22	76/603	30/16	8/25/1	18/24	86/41	294
1987	250/95/132/23	58/201	4095	933	429/1611	2484	37/287	467/224/25	80/660	30/13	8/13/5	24/35	72/39.6	253
1986	285/97/169/19	67/221	4880	1061	406/1555	3325	51/448	604/324/39	89/653	31/10	8/18/3	15/25	91/41.4	247
1985	293/89/183/21	80/245	5191	1116	435/1683	3508	60/457	621/346/18	106/778	31/17	10/11/5	27/35	92/39.6	263
1984	302/101/173/28	75/213	5176	1029	432/1795	3381	51/363	546/298/25	91/723	28/13	10/14/0	19/25	80/40.5	227
1983	302/98/181/23	83/216	5189	1032	449/1936	3253	57/448	526/322/24	91/793	39/18	10/23/2	17/27	74/40.4	293
1982	170/71/88/11	38/120	3035	596	303/1199	1836	15/113	278/158/9	58/542	14/4	9/41/1	13/19	50/42.7	206
1981	280/113/144/23	87/224	4763	1014	464/1918	2845	36/290	514/273/27	108/866	36/21	10/16/4	13/23	83/41.4	250
1980	341/137/185/19	99/229	5969	1082	556/2218	3751	31/207	495/327/17	92/826	34/17	20/29/3	17/26	67/38.2	415
1979	326/136/160/30	107/222	5393	1014	544/2213	3180	29/227	441/262/15	119/858	33/19	24/25/5	14/17	74/38.1	416
1978	298/128/133/37	88/243	5024	1097	649/2365	2659	35/289	413/219/18	154/1301	50/27	17/20/3	23/38	87/40.2	350
1977	221/107/94/20	79/214	3457	863	551/1869	1588	42/360	270/139/8	96/820	21/10	16/14/2	13/22	86/7.5	260
1976	218/94/102/22	93/235	3562	922	487/1786	1776	61/573	374/180/9	94/906	37/16	10/13/2	6/21	108/40.1	190
1975	253/102/130/21	92/227	4062	969	518/1829	2197	40/324	411/228/11	86/702	34/16	14/15/5	17/22	84/42.1	286
1974	232/113/101/18	83/203	3964	870	503/2033	1931	28/247	339/178/20	85/830	38/20	13/14/2	12/19	74/39.5	236
1973	242/112/115/15	79/222	4329	928	513/1963	2366	32/225	383/194/17	77/754	23/15	11/19/2	31/45	72/41.3	319
1972	221/106/105/20	75/212	4026	858	446/1847	2179	46/403	366/169/19	81/677	40/17	12/14/2	17/29	72/38.4	249
1971	199/80/96/23	-NA-	3679	787	408/1668	2011	38/298	341/152/14	75/610	31/16	4/17/2	19/33	73/39.7	216
1970	213/81/110/22	-NA-	3972	839	425/1799	2173	30/261	384/185/22	87/965	35/20	12/19/1	15/24	82/40.4	267
1969	242/91/128/23	-NA-	4175	854	422/1704	2471	30/255	402/205/20	70/671	26/12	14/22/3	15/36	65/40.4	319
1968	250/111/124/15	-NA-	4020	896	445/1706	2244	35/304	416/201/20	71/646	22/11	12/19/4	22/32	68/40.9	310
1967	237/92/128/17	-NA-	4044	858	407/1698	2346	48/409	403/212/16	64/596	24/13	17/19/5	17/35	70/43.8	337
1966	238/88/126/24	-NA-	4179	868	414/1629	2550	40/345	414/206/18	91/938	24/11	15/22/3	16/31	76/41.2	325
1965	259/94/139/26	-NA-	4640	878	405/1535	3105	25/197	448/225/13	71/727	34/17	20/24/8	14/27	62/41.9	249
1964	255/90/138/27	-NA-	4404	920	443/1560	2844	43/297	434/232/15	76/783	33/14	11/23/6	17/34	76/45.8	330
1963	304/121/168/15	-NA-	5447	963	488/2076	3371	25/210	450/244/14	73/667	27/13	20/27/4	11/27	55/43.1	391
1962	404/107/113/20	-NA-	4549	841	464/2241	2308	1186	296/164/12	57/626	22/8	22/17/3	12/20	61/44.6	331
1961	234/90/132/12	-NA-	4181	890	419/1701	2480	1394	380/196/19	56/545	21/13	13/18/1	16/29	62/44	272
1960	180/82/89/9	-NA-	3405	738	363/1587	1818	1183	293/140/20	64/580	15/8	13/11/1	10/20	62/41.2	205
1959	238/123/102/13	-NA-	4018	844	433/1974	2044	1228	341/176/14	454/517	34/22	15/15/1	5/13	57/41.6	237
1958	227/106/106/15	-NA-	4010	787	380/2038	1972	1246	341/163/16	52/510	32/15	15/25/2	10/17	49/40.7	324
1957	239/107/117/15	-NA-	4248	837	434/1847	2401	1181	332/182/18	55/502	25/16	18/13/1	13/24	47/40.3	264
1956	236/124/103/9	-NA-	4162	827	481/2192	1970	1145	279/147/17	37/321	27/17	23/120	14/25	42/40.7	284
1955	250/132/103/15	-NA-	4008	930	538/2135	1873	1172	311/147/21	58/528	19/13	24/10/3	12/24	57/42.6	298
1954	207/74/122/11	-NA-	4020	800	348/1371	2649	1366	374/193/19	51/646	29/18	8/24/0	9/19	59/41	251
1953	206/99/95/12	-NA-	3425	830	398/1548	1877	1223	356/173/23	71/615	33/21	12/17/1	9/16	60/41	237
1952	167/81/76/10	-NA-	3495	887	412/1566	1929	1291	342/151/17	65/530	31/18	10/15/2	10/21	78/41.3	221
1951	188/91/84/13	-NA-	3862	900	417/1549	2313	1212	353/158/33	68/526	22/9	9/15/0	13/24	70/40.4	205
1950	204/111/81/12	-NA-	3951	903	443/1662	2289	1248	347/164/22	71/599	39/21	17/16/7	17/14	62/39.4	300
1949	150/74/68/8	-NA-	3313	719	401/1364	1949	-NA-	318/137/32	51/374	27/15	15/15/0	6/10	75/39.3	227
1948	203/100/90/13	-NA-	4521	842	468/1906	2615	-NA-	374/184/32	72/567	35/20	12/23	2/5	68/40.5	248
1947	178/87/78/13	-NA-	4133	737	405/1631	2502	-NA-	332/177/24	56/416	37/21	13/23	4/10	62/37.1	264
1946	140/56/79/5	-NA-	3023	784	425/873	2150	-NA-	359/185/21	47/377	46/26	11/15	3/9	87/38.8	189

## MISTAKE FREE

San Francisco has won 36 consecutive games when playing giveaway-free. The last time they lost a game when committing no turnovers was at Arizona (11-6-88).




Fullback Fred Beasley established career highs in rushing, receiving and touchdowns in 1999. His lead blocking helped Charlie Garner rush for a career-high 1,229 yards.

### THREE TIMES A THOUSAND

With 107 yards rushing against the Atlanta Falcons (12-12-00), Charlie Garner gave the 49ers a 1,000-yard rusher for the third consecutive season - the longest streak in team history.

# RED ZONE





## WHAT TO LOOK FOR IN 2000

**San Francisco** beginning its sixth decade in the National Football League.

The **49ers** extending their NFL scoring streak record beyond 354 consecutive games. San Francisco has not been shutout since October 9, 1977 against Atlanta. Cleveland held the previous scoring streak record with 274 from 1950-71.

The **49ers** extending their consecutive home sellout streak. The 49ers enter 2000 having sold-out 167 consecutive games, including playoffs.

The **49ers** having a player selected to the Pro Bowl for the 19th consecutive season.

The **49ers** having a player named to the All-Pro team for the seventh consecutive season.

The **49ers** leading the league in rushing for the third consecutive season. San Francisco led the NFL in rushing yards in 1998 with a team-record 2,544. They repeated as league leaders in 1999 with a total of 2,095. Only three teams in NFL history have led the league in rushing for three-or-more consecutive years.

The **49ers** having a 1,000-yard rusher for the fourth consecutive season.

**Ray Brown** playing in his 200th career game. Brown enters the 2000 season needing 11 games to reach the milestone.

**Junior Bryant** extending his consecutive games played streak. Bryant enters 2000 with 80 consecutive games played.

**Jeff Garcia** becoming the fifth quarterback in team history to throw for 3,000 yards in a single season.

**Charlie Garner** joining Joe Perry (1953-54), Roger Craig (1988-89) and Garrison Hearst (1997-98) as the only 49ers runners in history to record back-to-back 1,000 yard seasons.

**Charlie Garner** recording the second 1,000-yard season of his career.

**Charlie Garner** becoming the first 49er since Jerry Rice in 1996 to record more than 1,500 combined yards for two consecutive seasons.

**Ken Norton, Jr.** recording 100 tackles for the sixth consecutive season.

**Ken Norton, Jr.** leading the 49ers in tackles for the seventh consecutive season.

**Ken Norton Jr.** leading his team in tackles for the ninth consecutive season.

**Ken Norton Jr.** recording his 1,500th career tackle. Norton enters the 2000 season needing 118 tackles to reach the milestone.

**Ken Norton, Jr.** extending his games started streak. Norton enters the season with 144 consecutive starts, more than any other linebacker in the NFL and tied for third overall among active players.

**Terrell Owens** extending his streak of 56 consecutive games with at least one reception.

**Jerry Rice** extending his team record for most games played. Entering 2000, Rice has played in a team-best 222 games.

**Jerry Rice** extending NFL record of 209 consecutive games with at least one reception.

**Jerry Rice** leading the team in receptions for the 12th time in his career.

**Jerry Rice** extending his NFL record of 169 career receiving touchdowns. He enters the 2000 season with 180 career touchdowns.

**Jerry Rice** becoming the second player in NFL history to reach 20,000 total yards for his career. Rice enters the 2000 season with 19,069 total yards. Walter Payton is the all-time leader with 21,803.




**Jerry Rice** becoming the first player in team history to play in three different decades ('80s, '90s, '00s).

**Bryant Young** tying the NFL record for career safeties. Young enters the 2000 season with three career safeties, trailing all-time leaders Ted Hendericks and Doug English by one.

**Bryant Young** recording his 50th career sack. Young enters the 2000 season ranked fifth in team history with 48 career sacks. He needs 13 to tie Dwaine Board for fourth.

**Bryant Young** playing in his 100th career game as a 49er. Young has started and played in 84 games entering the 2000 season.



The 49ers enter the 2000 season with a 21-4 record in games that Terrell Owens catches a touchdown pass.



## 3COM PARK INFORMATION

**Original Ground Breaking:** 1958

**Stadium Named:** 1959. Named "Candlestick Park" in a balloting among fans. More than 15,000 entries were submitted. Renamed 3Com Park in 1995.

**Expansion:** November 19, 1969

**First 49ers' Regular Season Game:** October 10, 1971 vs. L.A. Rams

**Playing Surface:** Natural Grass

**Approximate Cost:** \$24.6 million (not including expansion cost)

**Stadium Area:** 14.5 acres on 82-acre site

**Stadium Diameter:** 680 feet at its shortest, 840 feet at its longest

**Height:** 120 feet

**Steel Used:** 1,034 tons structural steel; 8,000 tons reinforcing steel

**Concrete Used:** 50,000 cubic yards of concrete

**Capacity:** 69,734

**Restrooms:** 70

**Concession Stands:** 60

**Parking Capacity (Approximately)**

Cars.....7,000

Buses .....300

### 49ers' Top-10 Candlestick/3Com Park Crowds

RANK	OPPONENT	ATTENDANCE	DATE	RESULTS
1.	Green Bay#	69,311	1-6-96	Packers 27-17
2.	Dallas@	69,125	1-15-95	49ers 38-28
3.	Dallas	69,014	11-13-94	49ers 21-14
4.	Dallas	68,919	11-10-96	Cowboys 20-17 OT
5.	Dallas	68,657	11-2-97	49ers 17-10
6.	Denver	68,461	12-15-97	49ers 34-17
7.	L.A. Raiders	68,032	9-5-94	49ers 44-14
8.	N.Y. Giants#	67,143	1-15-94	49ers 44-3
9.	Green Bay#	66,506	1-3-99	49ers 30-27
10.	New Orleans	66,500	11-22-93	49ers 42-7

# NFC Playoff, @ NFC Championship

**NOTE:** 49ers' home attendance record is 70,000 (est.) vs. New England (10-22-89). The game was played at Stanford Stadium due to the 1989 Loma Prieta Earthquake.

### FULL HOUSE

Entering 2000, San Francisco has registered 167 consecutive sellouts at home, including 22 postseason contests. The streak began October 11, 1981 against the Dallas Cowboys.



## HOME SEASON ATTENDANCE SINCE 1972

YEAR	REGULAR SEASON (AVG)	WITH PRESEASON	PLAYOFFS
1999	478,202 (59,775 - 8 gms)	571,065 (2 gms)	—
1998	490,421 (61,303 - 8 gms)	590,009 (2 gms)	656,515 - (1 gm)
1997	501,641 (62,705 - 8 gms)	602,140 (2 gms)	736,145 - (2 gm)
1996	502,534 (62,817 - 8 gms)	600,957 (2 gms)	657,417 - (1 gm)
1995	518,928 (64,866 - 8 gms)	623,393 (2 gms)	692,704 - (1 gm)
1994	516,808 (64,601 - 8 gms)	623,241 (2 gms)	757,010 - (2 gms)
1993	501,476 (62,685 - 8 gms)	622,844 (2 gms)	689,987 - (1 gm)
1992	494,595 (61,824 - 8 gms)	646,920	776,831 - (2 gms)
1991	478,570 (59,821 - 8 gms)	586,193	—
1990	506,176 (63,272 - 8 gms)	620,122	751,748 - (2 gms)
1989	431,645 (61,664 - 7 gms)*	544,757*	674,111 - (1 gm)*
1988	480,039 (60,006 - 8 gms)	589,620	651,468 - (1 gm)
1987	394,675 (56,382 - 7 gms)	505,006	567,553 - (1 gm)
1986	470,339 (58,792 - 8 gms)	579,087	—
1985	470,506 (58,813 - 8 gms)	576,500	—
1984	446,769 (58,346 - 8 gms)	571,199	692,542 - (2 gms)
1983	435,115 (54,389 - 8 gms)	532,232	590,518 - (1 gm)
1982	270,837 (54,157 - 5 gms)	378,563	—
1981	435,182 (54,398 - 8 gms)	514,412	572,772 - (2 gms)
1980	373,325 (46,666 - 8 gms)	466,948	—
1979	354,470 (44,309 - 8 gms)	420,878	—
1978	323,178 (40,397 - 8 gms)	414,820	—
1977	298,983 (42,712 - 7 gms)	418,346 (3 gms)	—
1976	351,337 (50,191 - 7 gms)	477,371 (3 gms)	—
1975	300,153 (42,879 - 7 gms)	380,176	—
1974	346,948 (49,564 - 7 gms)	473,142 (3 gms)	—
1973	376,782 (53,826 - 7 gms)	486,030	—
1972	397,186 (56,741 - 7 gms)	558,956 (3 gms)	618,588 - (1 gm)

\* Oct. 22 game played at Stanford (70,000), not included in '89 totals.

TOP-TEN HOME ATTENDANCE SEASONS  
(BASED ON AVERAGE)

YEAR	REGULAR SEASON (AVG)	WITH PRESEASON	PLAYOFFS
1995	518,928 (64,866 - 8 gms)	623,393 - (2 gms)	692,704 - (1 gm)
1994	516,808 (64,601 - 8 gms)	623,241 - (2 gms)	757,010 - (2 gms)
1990	506,176 (63,272 - 8 gms)	620,122 - (2 gms)	751,748 - (2 gms)
1996	502,534 (62,817 - 8 gms)	600,957 - (2 gms)	657,417 - (1 gm)
1997	501,641 (62,705 - 8 gms)	602,140 - (2 gms)	736,145 - (2 gms)
1989	501,645 (62,706 - 8 gms)*	614,757 - (2 gms)	744,111 - (2 gms)
1993	501,476 (62,685 - 8 gms)	622,844 - (2 gms)	689,987 - (1 gm)
1992	494,595 (61,824 - 8 gms)	646,920 - (2 gms)	776,831 - (2 gms)
1988	480,039 (60,005 - 8 gms)	589,620 - (2 gms)	651,468 - (1 gm)
1991	478,570 (59,821 - 8 gms)	586,193 - (2 gms)	—

\*Includes Oct. 22 game played at Stanford (70,000).

49ERS' ALL-TIME LARGEST CROWDS  
(HOME & AWAY)

RANK	OPPONENT	ATTENDANCE	DATE	RESULTS
1.	at L.A. Rams	102,368	11-10-57	Rams 37-24
2.	at L.A. Rams	95,082	11-9-58	Rams 56-7
3.	at L.A. Rams	94,276	11-8-59	49ers 24-16
4.	at L.A. Raiders	91,494	9-29-91	Raiders 12-6
5.	at L.A. Raiders	87,006	9-22-85	49ers 34-10
6.	at L.A. Rams	85,856	11-8-53	49ers 31-27
7.	at L.A. Rams+	84,483	10-11-76	49ers 16-0
8.	at Super Bowl XIX	84,059	1-20-85	49ers 38-16
9.	at New Orleans	81,595	9-26-71	49ers 38-20
10.	at Super Bowl XVI	81,270	1-24-82	49ers 26-21

+ Monday Night

(Super Bowl XIX vs. Miami at Stanford, CA & Super Bowl XVI vs. Cincinnati at Pontiac, MI)



## 49ERS HOME STADIUMS

<b>Stadium</b>	<b>Years Used</b>	<b>First Game</b>	<b>Last Game</b>
Kezar Stadium	1946-1970	N.Y. Yanks 21, 49ers 7 (Sept. 8, 1946)	Dallas 17, 49ers 10 (Jan. 3, 1971)
Candlestick/3Com Park	1971-Present	49ers 38, Cleveland 24 (Aug. 8, 1971) *	
		L.A. Rams 20, 49ers 13 (Oct. 10, 1971) **	

\* Preseason game

\*\* First regular season

## TOP HOME ATTENDANCE FIGURES

<b>No.</b>	<b>Attendance</b>	<b>Avg.</b>	<b>Year</b>
1.	518,928	64,866	1995
2.	516,808	64,601	1994
3.	506,176	63,272	1990
4.	502,534	62,817	1996
5.	501,641	62,705	1997
6.	501,476	62,685	1993
7.	494,595	61,824	1992
8.	490,421	61,303	1998
9.	480,039	60,006	1988
10.	478,570	59,821	1991

## 49ERS FINGERTIP INFORMATION

<b>Office Address:</b>	Marie P. DeBartolo Sports Centre 4949 Centennial Boulevard, Santa Clara, CA 95054-1229 (408) 562-4949
<b>Office Phone:</b>	
<b>Internet Address:</b>	<a href="http://www.sf49ers.com">http://www.sf49ers.com</a>
<b>Home Field:</b>	3Com Park (Capacity 69,734)
<b>Colors:</b>	Cardinal Red (PMS 194), Metallic Gold (PMS 874), Beige (PMS 464)
<b>Founded:</b>	1946. Joined NFL in 1950
<b>Super Bowl Titles:</b>	1981 (XVI), 1984 (XIX), 1988 (XXIII), 1989 (XXIV), 1994 (XXIX)



## 49ERS vs. NFL at CANDLESTICK/3COM PARK

### Total: 156-86-1 (including postseason)

Arizona	5-2	Miami	1-2
Atlanta	21-8	Minnesota	10-3
Baltimore	1-0	New England	3-0
Buffalo	2-2	New Orleans	20-8-1
Carolina	2-3	New York Giants	9-4
Chicago	8-4	New York Jets	3-1
Cincinnati	4-1	Oakland	1-3
Cleveland	2-1	Philadelphia	4-3
Dallas	7-5	Pittsburgh	1-4
Denver	2-2	San Diego	3-1
Detroit	8-1	Seattle	1-1
Green Bay	3-4	St. Louis	13-17
Indianapolis	3-0	Tampa Bay	8-1
Jacksonville	0-0	Tennessee	3-2
Kansas City	2-1	Washington	6-2

### 49ERS AT HOME

Home Stadium	Regular Season	Postseason	Total
Kezar Stadium	95-61-7	1-3	96-64-7
Candlestick/3Com Park	139-80-1	17-6	156-86-1
Totals	234-141-8	18-9	252-150-8

### 49ERS AT CANDLESTICK/3COM PARK

#### Year-by-Year (1971-99)

Year	Regular season	Postseason	Total
1971	4-3	1-0	5-3
1972	4-2-1	0-1	4-3-1
1973	3-4		3-4
1974	3-4		3-4
1975	2-5		2-5
1976	4-3		4-3
1977	3-4		3-4
1978	2-6		2-6
1979	2-6		2-6
1980	4-4		4-4
1981	7-1	2-0	9-1
1982	0-5		0-5
1983	4-4	1-0	5-4
1984	7-1	2-0	9-1
1985	5-3		5-3
1986	6-2		6-2
1987	6-1	0-1	6-2
1988	4-4	1-0	5-4
1989	5-2	2-0	7-2
1990	6-2	1-1	7-3
1991	7-1		7-1
1992	7-1	1-1	8-2
1993	6-2	1-0	7-2
1994	7-1	2-0	9-1
1995	6-2	0-1	6-3
1996	6-2	1-0	7-2
1997	8-0	1-1	9-1
1998	8-0	1-0	9-0
1999	3-5		3-5



## 2000 SAN FRANCISCO 49ERS RADIO NETWORK

**Flagship Station — KGO AM 810**

In 2000, the San Francisco 49ers Radio Network expanded to 40 stations in California, Hawaii and four states throughout the country. The broadcast rights to the San Francisco 49ers are held by KGO AM 810 in San Francisco, an ABC/Disney owned station. In 2000, San Francisco 49ers games will be heard in California, Hawaii, Idaho, Nevada, Oregon, Utah and on Armed Forces Radio.

### FLAGSHIP

KGO

San Francisco

### CALIFORNIA

KNGT

Jackson

KGEO

Bakersfield

KNCO

Grass Valley

KTOM

Monterey

KESQ

Palm Desert

KVML

Sonora

KJDX

Susanville

KLAC

Los Angeles

KRKC

Kings City

KBLF

Red Bluff

KHYL

Sacramento

KSYC

Yreka

KMYC

Marysville

KMRO

Redding

KJAX

Modesto

KMFB

Mendocino

KTUH

Chico

KKAL

San Louis Obispo

KMJ

Fresno

KTFN

Atwater

KTMS

Santa Barbara

KANM

Merced

KQOE

Eureka

KKCY

Yuba City

KIQS

Willows

KVEN

Ventura

### NEVADA

KKOH

Reno

KENO

Reno

### UTAH

KSL

Salt Lake City

KSV

Richfield

KSQ

St. George

### HAWAII

KPUA

Hilo

KMVI

Kahului

KSSK

Honolulu

### OREGON

KEJO

Corvallis

KTMT

Medford

KUIK

Portland

KSW

Seaside

### IDAHO

KBAR

Jerome



## MEDICAL GLOSSARY

**A-C Joint** - Acromioclavicular joint; joint of the shoulder where acromion process (of the scapula) and the distal end of the clavicle meet; most shoulder separations occur at this point.

**Abduct** - Movement of any extremity away from the body.

**Abrasion** - Any injury which rubs off the surface of the skin.

**Abscess** - An infection which produces pus; can be the result of a blister, callus, penetrating wound or laceration.

**Achilles Tendon** - The tendon at the back of the heel.

**Abductor** - Any muscle which moves a part toward the median axis of the body.

**Adhesion** - Abnormal adherence of collagen fibers to surrounding structures during immobilization following trauma or as a complication of surgery which restricts normal elasticity of the structures involved.

**Aerobic** - Exercise in which energy needed is supplied by oxygen inspired; required for sustained periods of hard work and vigorous exercise.

**Anabolic Steroids** - Testosterone, or a steroid hormone resembling testosterone, that stimulates growth in the body as a whole.

**Anaerobic** - Exercise without the use of oxygen as an energy source; short bursts of vigorous exercise.

**Anterior Cruciate Ligament (ACL)** - Ligament of knee attaching to anterior tibial plateau and posterior medial aspect of femoral condyle. It provides stability in keeping the lower leg from coming forward.

**Anterior Compartment Syndrome** - Condition in which swelling within the anterior compartment of the lower leg (comprising of muscles, nerves and arteries to the foot) jeopardizes the viability of the muscles and nerves within the compartment.

**Anti-Inflammatory** - Any agent which prevents inflammation (such as aspirin or ibuprofen).

**Arteriogram** - Film demonstrating arteries after injection of opaque medium (dye).

**Arthrogram** - X-ray technique for joints using air and/or dye injected in affected area (to show torn cartilage or rotator cuff tears).

**Arthroscope** - An instrument used for visualization of the interior of a joint cavity; sometimes referred to as "scope."

**Arthroscopy** - Examination of the internal structures of a joint by means of surgical viewing apparatus (arthroscope) inserted into the joint.

**Aspiration** - The withdrawal of fluids from a body cavity by means of a suction or siphonage apparatus (syringe).

**Asymptomatic** - Without symptoms.

**Atrophy** - To shrivel or shrink from disuse, as in muscular atrophy.

**Avascular Necrosis** - Death of a part due to lack of circulation (can occur in the elbow from throwing).

**Avulsion** - A tearing away forcibly of a part of structure.

**Axilla** - The armpit.

**Baker's Cyst** - Indicates that there is trauma inside the knee joint that leads to excessive joint-fluid production; inflammation of the gastrocnemius bursa. Usually produces localized swelling behind the knee.

**Bennett's Fracture** - Fracture dislocation of the base of the first metacarpal (or the thumb).

**Biceps** - Muscle on the front of the upper arm responsible for bending the elbow.

**Bone scan** - "Radionuclide Imaging," which is useful to demonstrate stress fracture not evident on routine x-rays.

**Brachial Plexus** - Network of nerves originating from the cervical vertebrae running down the arm.

**Bruise** - A discoloration of the skin due to an extravasation of the blood into the underlying tissues.



**Burner** - Common term for brachial plexus trauma in the neck. Usually results in burning or tingling sensation into the shoulder or arm when the neck is forced beyond the normal range of motion.

**C.P.R.** - Cardiopulmonary Resuscitation; artificial establishment of circulation of the blood and movement of air into the lungs in a pulseless, non-breathing person.

**Calcaneus** - The heel bone.

**Calf** - Also know as gastrocnemius; muscle responsible for plantarflexing, or pointing the toes down the foot.

**Capsule** - An enclosing structure which surrounds the joint and contains ligaments which stabilize that joint.

**Cartilage** - Smooth, slippery substance preventing two ends of bones from rubbing together and grating.

**Cellulitis** - Inflammation of cellular or connective tissue.

**Charley Horse** - A bruise to the quadriceps resulting from a direct blow to the front of the thigh, characterized by intramuscular bleeding. No other injury should be called a charley horse.

**Chondral Fracture** - Fracture to the chondral (cartilaginous) surfaces of bone.

**Chondromalacia** - A roughening of the cartilage surface. Best known for the roughening of the underside of the kneecap.

**Clavicle** - The collar bone.

**Collagen** - A substance existing in commonly injured tissues of the body, including skin, cartilage, ligaments and bone.

**Concussion** - Jarring injury of the brain resulting in dysfunction. Can be graded mild, moderate or severe depending on loss of consciousness, amnesia and loss of equilibrium.

**Congenital** - Existing before birth; to be born with.

**Contusion** - An injury to the muscles and tissues caused by a blow from a blunt object.

**Cortisone** - An anti-inflammatory medication.

**Costochondral** - The cartilage that separates the bones within the rib cage.

**Cyst** - Abnormal sac containing liquid or semisolid matter.

**Degenerative Joint Disease** - Changes in the joint surfaces as a result of repetitive trauma.

**Dehydration** - Loss of body water.

**Deltoids** - Muscles at top of arm, just below shoulder.

**Disc** - A flat, round-like, plate structure usually referring to cartilage between vertebrae.

**Dislocation** - Complete displacement of joint surfaces.

**Echymosis** - Bleeding into the surface tissue below the skin, resulting in a "black and blue" effect.

**Ectomy** - Suffix connoting the affected part (e.g. meniscectomy, appendectomy).

**Edema** - Accumulation of fluid in organs and tissues of the body (swelling).

**Effusion** - Accumulation of fluid, or the fluid itself, in various spaces in the body. Commonly found in the knee following injury.

**Electrolyte** - Ionized salts in blood, tissue fluids and cells including salts of sodium, potassium and chlorine.

**Electrolyte Drink** - Fluid for replacing electrolytes, such as Gatorade Thirst Quencher.

**EMG** - Electromyogram test to check nerve function.

**Epicondylitis** - Inflammation in the elbow due to overuse of either the flexor or extensor muscles attaching to the medial or lateral epicondyle of the humerus.

**Eversion** - Turning outward.

**Extension** - Motion of straightening a joint.

**Extensor** - A muscle which upon contraction results in straightening a joint.

**External Rotation** - Lateral movement of a joint or extremity to the outside.



**Fascia** - A connective tissue sheath consisting of fibrous tissue and fat which unites the skin to the underlying tissues.

**Femur** - Thigh bone.

**Fibula** - The smaller of the two bones in the lower leg, located to the outside.

**Flexibility** - The ability of muscle to relax and yield to stretch force.

**Flexibility Exercise** - A general term used to describe exercise performed by a person to passively or actively elongate soft tissues without the assistance of a therapist.

**Flexion** - Bending a joint, as in flexing the arm or leg.

**Flexor** - A muscle which upon contraction flexes or bends.

**Fracture** - Breach in continuity of a bone. Types of fractures include simple, compound, comminuted, greenstick, incomplete, impacted, longitudinal, oblique, stress or transverse.

**Gamekeeper's Thumb** - Tear of the ulnar collateral ligament of the metacarpophalangeal joint of the thumb.

**Glenohumeral** - The shoulder socket, containing the glenoid, the humeral head and the labrum.

**Glenoid** - A cavity of the scapula into which the head of the humerus fits to the form of the shoulder joint (the shoulder socket).

**Groin** - Junction of the thigh and abdomen.

**Hamstring** - Muscle running from the buttocks to behind the knee. Often injured as a result of improper conditioning or lack of muscle flexibility. Muscle responsible for flexing the knee joint.

**Heat Stroke** - Condition of rapidly rising internal body temperature that overwhelms the body's mechanisms for release of heat.

**Heat Exhaustion** - Mild form of shock caused by loss of fluid and electrolyte from the circulation because of excessive sweating when exposed to heat.

**Heat Cramps** - Painful muscle spasms of arms or legs caused by excessive body heat and depletion of fluids and electrolyte.

**Hematoma** - A tumor-like mass produced by an accumulation of coagulated blood in a cavity.

**Hip Pointer** - Contusion to the iliac crest.

**Humerus** - Bone of the upper arm.

**Hyperextension** - Extreme extension, or straightening, of a limb or body part.

**Iliotibial Band** - A thick, wide fascial layer from the iliac crest to the knee joint.

**Impingement Syndrome** - Pinching together of the supraspinatus muscle and other soft tissue in the shoulder, which is common in throwing.

**Isokinetic Exercise** - A form of active resistive exercise in which the speed of movement of the limb is controlled by a pre-set rate-limiting device, such as Cybex, Biodex, etc.

**Isometric (static) Contraction** - A muscle contraction in which tension is developed but no mechanical work is done. There is not appreciable joint movement and the overall length of the muscle remains the same.

**Isokinetic** - A constant speed and consistent resistance exercise.

**Isotonic (dynamic) Contraction** - A concentric or eccentric muscular contraction that results in movement of a joint or body part (lifting a free weight).

**Itis** - Suffix connoting inflammation (e.g. tendinitis, bursitis).

**Joint Mobilization** - Passive traction and/or gliding movements applied to joint surfaces that maintain or restore the joint play normally allowed by the capsule, so that the normal roll-slide joint mechanic can occur as a person moves.

**Lateral Collateral Ligament (LCL)** - Ligament of knee attaching lateral femoral condyle to the fibula head. It provides lateral stability to the knee.

**Ligament** - Band of fibrous tissue that connects bone to bone or bone to cartilage and supports and strengthens joints.

**Lumbosacral** - Region of low back comprised of lumbar and sacral spine.



**Magnetic Resonance Imaging (MRI)** - Provides highly detailed pictures of the body's interior, using highly magnetic fields. MRI does not require radiation.

**Malleolus** - Rounded projections on either side of the ankle joint.

**Medial** - Pertaining to or near the middle.

**Medial Collateral Ligament (MCL)** - Ligament of knee attaching to medial femoral condyle to medial tibia. It provides medial stability to the knee.

**Meniscus** - Crescent shaped cartilage usually pertaining to the knee joint.

**Meniscectomy** - An intra-articular procedure at the knee by which meniscus (fibrocartilage) is removed surgically.

**Metacarpals** - Five long bones of hand, just below fingers.

**Metatarsals** - Five long bones of foot, just below toes.

**Mobilization** - Passive stretching movements performed by a therapist at a slow speed slow enough that a patient can stop the movement.

**Myositis** - Inflammation of a muscle.

**Myositis Ossificans** - Inflammation in muscle resulting in the formation of bone-like substance.

**Necrotic** - Relating to death of a portion of tissue.

**Neuritis** - Inflammation of a nerve.

**Orthotic** - Any device applied to or around the body in the care of physical impairment or disability, commonly used to control foot mechanics.

**Osteochondritis Dissecans** - A piece of bone and/or cartilage loosened from its attachment after trauma and a cause of a lesion.

**Osteomyelitis** - An inflammatory disease of bone caused usually by infection with streptococcus or staphylococcus.

**Parasthesia** - Sensation of numbness or tingling, indicating nerve irritation.

**Patella** - The kneecap.

**Patella Tendinitis** - Inflammation of the patella tendon.

**Pathology** - Study of the nature and cause of disease.

**Pectorals** - Chest muscles beneath the breast, leading up to shoulder.

**Peroneal** - Muscles of the lateral lower leg responsible for everting the foot.

**Plantar Fascia** - The tight band of muscle beneath the arch of the foot.

**Plica** - A fold of tissue in the joint capsule and a common result of knee injury.

**PNF (Proprioceptive Neuromuscular Facilitation)** - An approach to therapeutic exercise based on the principles of functional human anatomy and neurophysiology.

**Posterior Cruciate Ligament (PCL)** - Ligament of the knee attaching to posterior tibial plateau and anterior lateral aspect of femoral condyle. It provides stability in keeping the lower leg from going backward.

**Quadriceps (Quads)** - The four powerful muscles in the front of the thigh, responsible for extending the knee joint.

**Radiography** - Taking of X-rays.

**Radius** - Forearm bone on thumb side.

**Reconstruction** - Surgical rebuilding of an injured joint.

**Referred Pain** - Pain felt in undamaged area of body away from actual injury.

**Rotator cuff** - Comprised of four muscles in the shoulder area; supraspinatus, infraspinatus, teres minor, and subscapularis. Often irritated by overuse.

**S-C joint** - Sternoclavicular joint; articulation between the sternum and the clavicle.

**Sacroiliac** - Relating to the juncture of the hip bone and lower part of the spine.

**Scan** - Injection of radioactive fluid (equal in radioactivity to about one x-ray) which may then be displayed on a computer/monitor or film (e.g. bone scan).



**Scapula** - The shoulder blade.

**Sciatic Nerve** - Largest nerve in body located in back of leg which controls most of its function.

**Sciatica** - Irritation of the sciatic nerve, resulting in pain or tingling running down the inside of the leg.

**Sesamoid Bones** - Lies within and adds strength to tendons as they cover bony surface. The most commonly known is the kneecap.

**Shin splint** - A catch-all syndrome describing pain either in the front of the lower leg or on the inner aspect of the leg.

**Spasm** - Sudden, violent, involuntary contraction of a muscle.

**Spleen** - Large, solid organ responsible for the normal production and destruction of blood cells.

**Spondylitis** - Inflammation of one or more vertebrae.

**Spondylolisthesis** - Forward displacement of one lumbar vertebra.

**Spondylosis** - Abnormal vertebrae fixation or immobility.

**Sprain** - A joint injury. A violent twisting, stretching, pulling or tearing of a ligament.

**Stinger** - Common term for brachial plexus trauma in the neck.

**Strain** - A muscle injury. The stretching, pulling or twisting of a muscle or a tendon.

**Stress X-Ray** - A continual x-ray taken when a portion of the body is stressed to its maximum to see if the ligaments are intact.

**Stress Fracture** - A hair-line type of break in bone caused by overuse.

**Stretching** - Any therapeutic maneuver designed to lengthen (elongate) pathologically shortened soft-tissue structures and thereby increase range of motion.

**Subluxation** - Partial dislocation of a joint. Term usually implies that joint can return to normal position without formal reduction.

**Synovial Fluid** - Lubricating fluid for joints and tendons, produced in synovium, or inner lining of the joint.

**Synovitis** - Inflammation of the synovium.

**Talus** - The ankle bone that articulates with the tibia and fibula.

**Tarsus** - Arch of foot.

**Tendinitis** - Inflammation of the tendon and/or tendon sheath, often caused by chronic overuse and/or sudden injury.

**Tendon** - Fibrous tissue that connects muscles to other structures.

**Tennis Elbow** - General term for lateral elbow pain.

**Tibia** - Larger of the two bones in lower leg; weight-bearing bone.

**Tomograph** - A special type of x-ray apparatus that demonstrates the organ or tissue is a particular depth.

**Trachea** - The windpipe.

**Trapezius** - A flat triangular muscle covering the posterior surface of the neck and shoulder.

**Triceps** - Muscle of the posterior upper arm, opposite the biceps, that extends the elbow.

**Turf Toe** - Sprain of the metatarsophalangeal (MTP) joint of the great toe.

**Turf Burn** - Abrasion resulting from contact with artificial turf in which one or more layers of skin are removed.

**Ulna** - One of two bones in forearm; extends from point of elbow and found on outer (little finger) side.

**Ulnar Nerve** - Nerve in the elbow commonly irritated from excessive throwing or repeated trauma.

**Wrist** - The junction between the two forearm bones (radius and ulna) and the eight wrist bones (trapezium, trapezoid, capitate, hamate, pisiform, triquetrum, lunate and scaphoid).



## 2000 NFC TEAM SCHEDULES

(All times local. All games Sunday unless otherwise noted.)

### ARIZONA CARDINALS

SEP. 3	at New York Giants	1:00 p.m.
SEP. 10	DALLAS	5:20 p.m.
SEP. 17	OPEN DATE	
SEP. 24	GREEN BAY	1:05 p.m.
OCT. 1	at San Francisco	1:15 p.m.
OCT. 8	CLEVELAND	1:15 p.m.
OCT. 15	PHILADELPHIA	1:15 p.m.
OCT. 22	at Dallas	12:00 p.m.
OCT. 29	NEW ORLEANS	2:05 p.m.
NOV. 5	WASHINGTON	2:05 p.m.
NOV. 12	at Minnesota	12:00 p.m.
NOV. 19	at Philadelphia	1:00 p.m.
NOV. 26	NEW YORK GIANTS	6:20 p.m.
DEC. 3	at Cincinnati	1:00 p.m.
DEC. 10	at Jacksonville	1:00 p.m.
DEC. 17	BALTIMORE	2:15 p.m.
DEC. 24	at Washington	1:00 p.m.

### CAROLINA PANTHERS

SEP. 3	at Washington	1:00 p.m.
SEP. 10	at San Francisco	1:15 p.m.
SEP. 17	ATLANTA	1:00 p.m.
SEP. 24	OPEN DATE	
OCT. 1	DALLAS	1:00 p.m.
OCT. 8	SEATTLE	4:15 p.m.
OCT. 15	at New Orleans	12:00 p.m.
OCT. 22	SAN FRANCISCO	1:00 p.m.
OCT. 29	at Atlanta	1:00 p.m.
NOV. 5	at St. Louis	7:20 p.m.
NOV. 12	NEW ORLEANS	1:00 p.m.
NOV. 19	at Minnesota	12:00 p.m.
NOV. 27	GREEN BAY (Mon.)	9:00 p.m.
DEC. 3	ST. LOUIS	1:00 p.m.
DEC. 10	at Kansas City	12:00 p.m.
DEC. 17	SAN DIEGO	1:00 p.m.
DEC. 24	at Oakland	1:15 p.m.

### DALLAS COWBOYS

SEP. 3	PHILADELPHIA	3:05 p.m.
SEP. 10	at Arizona	5:20 p.m.
SEP. 18	at Washington (Mon.)	9:00 p.m.
SEP. 24	SAN FRANCISCO	12:00 p.m.
OCT. 1	at Carolina	1:00 p.m.
OCT. 8	OPEN DATE	
OCT. 15	at New York Giants	1:00 p.m.
OCT. 22	ARIZONA	12:00 p.m.
OCT. 29	JACKSONVILLE	3:15 p.m.
NOV. 5	at Philadelphia	1:00 p.m.
NOV. 12	CINCINNATI	12:00 p.m.
NOV. 19	at Baltimore	4:15 p.m.
NOV. 23	MINNESOTA (Thu.)	3:05 p.m.
DEC. 3	at Tampa Bay	1:00 p.m.
DEC. 10	WASHINGTON	3:15 p.m.
DEC. 17	NEW YORK GIANTS	7:20 p.m.
DEC. 25	at Tennessee (Mon.)	8:00 p.m.

### ATLANTA FALCONS

SEP. 3	SAN FRANCISCO	1:00 p.m.
SEP. 10	at Denver	2:15 p.m.
SEP. 17	at Carolina	1:00 p.m.
SEP. 24	ST. LOUIS	1:00 p.m.
OCT. 1	at Philadelphia	8:20 p.m.
OCT. 8	NEW YORK GIANTS	4:05 p.m.
OCT. 15	at St. Louis	12:00 p.m.
OCT. 22	NEW ORLEANS	1:00 p.m.
OCT. 29	CAROLINA	1:00 p.m.
NOV. 5	TAMPA BAY	1:00 p.m.
NOV. 12	at Detroit	1:00 p.m.
NOV. 19	at San Francisco	1:15 p.m.
NOV. 26	at Oakland	1:05 p.m.
DEC. 3	SEATTLE	1:00 p.m.
DEC. 10	OPEN DATE	
DEC. 17	at New Orleans	12:00 p.m.
DEC. 24	KANSAS CITY	1:00 p.m.

### CHICAGO BEARS

SEP. 3	at Minnesota	12:00 p.m.
SEP. 10	at Tampa Bay	1:00 p.m.
SEP. 17	NEW YORK GIANTS	3:15 p.m.
SEP. 24	DETROIT	12:00 p.m.
OCT. 1	at Green Bay	3:15 p.m.
OCT. 8	NEW ORLEANS	12:00 p.m.
OCT. 15	MINNESOTA	7:20 p.m.
OCT. 22	at Philadelphia	1:00 p.m.
OCT. 29	OPEN DATE	
NOV. 5	INDIANAPOLIS	12:00 p.m.
NOV. 12	at Buffalo	1:00 p.m.
NOV. 19	TAMPA BAY	12:00 p.m.
NOV. 26	at New York Jets	1:00 p.m.
DEC. 3	GREEN BAY	7:20 p.m.
DEC. 10	NEW ENGLAND	12:00 p.m.
DEC. 17	at San Francisco	1:05 p.m.
DEC. 24	at Detroit	1:00 p.m.

### DETROIT LIONS

SEP. 3	at New Orleans	12:00 p.m.
SEP. 10	WASHINGTON	4:15 p.m.
SEP. 17	TAMPA BAY	1:00 p.m.
SEP. 24	at Chicago	12:00 p.m.
OCT. 1	MINNESOTA	1:00 p.m.
OCT. 8	GREEN BAY	1:00 p.m.
OCT. 15	OPEN DATE	
OCT. 19	at Tampa Bay (Thu.)	8:20 p.m.
OCT. 29	at Indianapolis	1:00 p.m.
NOV. 5	MIAMI	1:00 p.m.
NOV. 12	ATLANTA	1:00 p.m.
NOV. 19	at New York Giants	1:00 p.m.
NOV. 23	NEW ENGLAND (Thu.)	12:30 p.m.
NOV. 30	at Minnesota (Thu.)	7:20 p.m.
DEC. 10	at Green Bay	12:00 p.m.
DEC. 17	at New York Jets	1:00 p.m.
DEC. 24	CHICAGO	1:00 p.m.

**GREEN BAY PACKERS**

SEP. 3	NEW YORK JETS	3:15 p.m.
SEP. 10	at Buffalo	1:00 p.m.
SEP. 17	PHILADELPHIA	12:00 p.m.
SEP. 24	at Arizona	1:05 p.m.
OCT. 1	CHICAGO	3:15 p.m.
OCT. 8	at Detroit	1:00 p.m.
OCT. 15	SAN FRANCISCO	3:15 p.m.
OCT. 22	OPEN DATE	
OCT. 29	at Miami	1:00 p.m.
NOV. 6	MINNESOTA (Mon.)	8:00 p.m.
NOV. 12	at Tampa Bay	4:15 p.m.
NOV. 19	INDIANAPOLIS	12:00 p.m.
NOV. 27	at Carolina (Mon.)	9:00 p.m.
DEC. 3	at Chicago	7:20 p.m.
DEC. 10	DETROIT	12:00 p.m.
DEC. 17	at Minnesota	12:00 p.m.
DEC. 24	TAMPA BAY	12:00 p.m.

**NEW ORLEANS SAINTS**

SEP. 3	DETROIT	12:00 p.m.
SEP. 10	at San Diego	1:15 p.m.
SEP. 17	at Seattle	1:15 p.m.
SEP. 24	PHILADELPHIA	12:00 p.m.
OCT. 1	OPEN DATE	
OCT. 8	at Chicago	12:00 p.m.
OCT. 15	CAROLINA	12:00 p.m.
OCT. 22	at Atlanta	1:00 p.m.
OCT. 29	at Arizona	2:05 p.m.
NOV. 5	SAN FRANCISCO	12:00 p.m.
NOV. 12	at Carolina	1:00 p.m.
NOV. 19	OAKLAND	12:00 p.m.
NOV. 26	at St. Louis	12:00 p.m.
DEC. 3	DENVER	12:00 p.m.
DEC. 10	at San Francisco	1:15 p.m.
DEC. 17	ATLANTA	12:00 p.m.
DEC. 24	ST. LOUIS	12:00 p.m.

**PHILADELPHIA EAGLES**

SEP. 3	at Dallas	3:05 p.m.
SEP. 10	NEW YORK GIANTS	1:00 p.m.
SEP. 17	at Green Bay	12:00 p.m.
SEP. 24	at New Orleans	12:00 p.m.
OCT. 1	ATLANTA	8:20 p.m.
OCT. 8	WASHINGTON	1:00 p.m.
OCT. 15	at Arizona	1:15 p.m.
OCT. 22	CHICAGO	1:00 p.m.
OCT. 29	at New York Giants	4:05 p.m.
NOV. 5	DALLAS	1:00 p.m.
NOV. 12	at Pittsburgh	1:00 p.m.
NOV. 19	ARIZONA	1:00 p.m.
NOV. 26	at Washington	1:00 p.m.
DEC. 3	TENNESSEE	1:00 p.m.
DEC. 10	at Cleveland	1:00 p.m.
DEC. 17	OPEN DATE	
DEC. 24	CINCINNATI	1:00 p.m.

**MINNESOTA VIKINGS**

SEP. 3	CHICAGO	12:00 p.m.
SEP. 10	MIAMI	12:00 p.m.
SEP. 17	at New England	4:15 p.m.
SEP. 24	OPEN DATE	
OCT. 1	at Detroit	1:00 p.m.
OCT. 9	TAMPA BAY (Mon.)	8:00 p.m.
OCT. 15	at Chicago	7:20 p.m.
OCT. 22	BUFFALO	12:00 p.m.
OCT. 29	at Tampa Bay	1:00 p.m.
NOV. 6	at Green Bay (Mon.)	8:00 p.m.
NOV. 12	ARIZONA	12:00 p.m.
NOV. 19	CAROLINA	12:00 p.m.
NOV. 23	at Dallas (Thu.)	3:05 p.m.
NOV. 30	DETROIT (Thu.)	7:20 p.m.
DEC. 10	at St. Louis	12:00 p.m.
DEC. 17	GREEN BAY	12:00 p.m.
DEC. 24	at Indianapolis	4:15 p.m.

**NEW YORK GIANTS**

SEP. 3	ARIZONA	1:00 p.m.
SEP. 10	at Philadelphia	1:00 p.m.
SEP. 17	at Chicago	3:15 p.m.
SEP. 24	WASHINGTON	8:20 p.m.
OCT. 1	at Tennessee	12:00 p.m.
OCT. 8	at Atlanta	4:05 p.m.
OCT. 15	DALLAS	1:00 p.m.
OCT. 22	OPEN DATE	
OCT. 29	PHILADELPHIA	4:05 p.m.
NOV. 5	at Cleveland	1:00 p.m.
NOV. 12	ST. LOUIS	4:15 p.m.
NOV. 19	DETROIT	1:00 p.m.
NOV. 26	at Arizona	6:20 p.m.
DEC. 3	at Washington	1:00 p.m.
DEC. 10	PITTSBURGH	1:00 p.m.
DEC. 17	at Dallas	7:20 p.m.
DEC. 23	JACKSONVILLE (Sat.)	12:30 p.m.

**SAN FRANCISCO 49ERS**

SEP. 3	at Atlanta	1:00 p.m.
SEP. 10	CAROLINA	1:15 p.m.
SEP. 17	at St. Louis	12:00 p.m.
SEP. 24	at Dallas	12:00 p.m.
OCT. 1	ARIZONA	1:15 p.m.
OCT. 8	OAKLAND	1:15 p.m.
OCT. 15	at Green Bay	3:15 p.m.
OCT. 22	at Carolina	1:00 p.m.
OCT. 29	ST. LOUIS	1:05 p.m.
NOV. 5	at New Orleans	12:00 p.m.
NOV. 12	KANSAS CITY	1:05 p.m.
NOV. 19	ATLANTA	1:15 p.m.
NOV. 26	OPEN DATE	
DEC. 3	at San Diego	1:05 p.m.
DEC. 10	NEW ORLEANS	1:15 p.m.
DEC. 17	CHICAGO	1:05 p.m.
DEC. 23	at Denver (Sat.)	2:15 p.m.

**ST. LOUIS RAMS**

SEP. 4	DENVER (Mon.)	8:00 p.m.
SEP. 10	at Seattle	1:15 p.m.
SEP. 17	SAN FRANCISCO	12:00 p.m.
SEP. 24	at Atlanta	1:00 p.m.
OCT. 1	SAN DIEGO	12:00 p.m.
OCT. 8	OPEN DATE	
OCT. 15	ATLANTA	12:00 p.m.
OCT. 22	at Kansas City	12:00 p.m.
OCT. 29	at San Francisco	1:05 p.m.
NOV. 5	CAROLINA	7:20 p.m.
NOV. 12	at New York Giants	4:15 p.m.
NOV. 20	WASHINGTON (Mon.)	8:00 p.m.
NOV. 26	NEW ORLEANS	12:00 p.m.
DEC. 3	at Carolina	1:00 p.m.
DEC. 10	MINNESOTA	12:00 p.m.
DEC. 18	at Tampa Bay (Mon.)	9:00 p.m.
DEC. 24	at New Orleans	12:00 p.m.

**WASHINGTON REDSKINS**

SEP. 3	CAROLINA	1:00 p.m.
SEP. 10	at Detroit	4:15 p.m.
SEP. 18	DALLAS (Mon.)	9:00 p.m.
SEP. 24	at New York Giants	8:20 p.m.
OCT. 1	TAMPA BAY	4:15 p.m.
OCT. 8	at Philadelphia	1:00 p.m.
OCT. 15	BALTIMORE	1:00 p.m.
OCT. 22	at Jacksonville	4:15 p.m.
OCT. 30	TENNESSEE (Mon.)	9:00 p.m.
NOV. 5	at Arizona	2:05 p.m.
NOV. 12	OPEN DATE	
NOV. 20	at St. Louis (Mon.)	8:00 p.m.
NOV. 26	PHILADELPHIA	1:00 p.m.
DEC. 3	NEW YORK GIANTS	1:00 p.m.
DEC. 10	at Dallas	3:15 p.m.
DEC. 16	at Pittsburgh (Sat)	12:30 p.m.
DEC. 24	ARIZONA	1:00 p.m.

**TAMPA BAY BUCCANEERS**

SEP. 3	at New England	1:00 p.m.
SEP. 10	CHICAGO	1:00 p.m.
SEP. 17	at Detroit	1:00 p.m.
SEP. 24	NEW YORK JETS	4:15 p.m.
OCT. 1	at Washington	4:15 p.m.
OCT. 9	at Minnesota (Mon.)	8:00 p.m.
OCT. 15	OPEN DATE	
OCT. 19	DETROIT (Thu.)	8:20 p.m.
OCT. 29	MINNESOTA	1:00 p.m.
NOV. 5	at Atlanta	1:00 p.m.
NOV. 12	GREEN BAY	4:15 p.m.
NOV. 19	at Chicago	12:00 p.m.
NOV. 26	BUFFALO	1:00 p.m.
DEC. 3	DALLAS	1:00 p.m.
DEC. 10	at Miami	1:00 p.m.
DEC. 18	ST. LOUIS (Mon.)	9:00 p.m.
DEC. 24	at Green Bay	12:00 p.m.

## WINNING AGAINST THE WEST

Steve Mariucci enters the 2000 season with a 17-7 (.708) regular season record against NFC West opponents. The 49ers are 5-1 vs. New Orleans, 4-2 against Carolina, 4-2 against St. Louis and 4-2 against Atlanta under Mariucci's guidance. The 49ers are 44-15 (.746) against NFC West opponents since 1992 and 57-21 (.731) since '89.



## 2000 AFC TEAM SCHEDULES

(All times local. All games Sunday unless otherwise noted.)

### BALTIMORE RAVENS

SEP. 3	at Pittsburgh	1:00 p.m.
SEP. 10	JACKSONVILLE	1:00 p.m.
SEP. 17	at Miami	8:20 p.m.
SEP. 24	CINCINNATI	1:00 p.m.
OCT. 1	at Cleveland	1:00 p.m.
OCT. 8	at Jacksonville	8:20 p.m.
OCT. 15	at Washington	1:00 p.m.
OCT. 22	TENNESSEE	1:00 p.m.
OCT. 29	PITTSBURGH	1:00 p.m.
NOV. 5	at Cincinnati	1:00 p.m.
NOV. 12	at Tennessee	12:00 p.m.
NOV. 19	DALLAS	4:15 p.m.
NOV. 26	CLEVELAND	1:00 p.m.
DEC. 3	OPEN DATE	
DEC. 10	SAN DIEGO	1:00 p.m.
DEC. 17	at Arizona	2:15 p.m.
DEC. 24	NEW YORK JETS	1:00 p.m.

### CINCINNATI BENGALS

SEP. 3	OPEN DATE	
SEP. 10	CLEVELAND	1:00 p.m.
SEP. 17	at Jacksonville	1:00 p.m.
SEP. 24	at Baltimore	1:00 p.m.
OCT. 1	MIAMI	4:05 p.m.
OCT. 8	TENNESSEE	1:00 p.m.
OCT. 15	at Pittsburgh	1:00 p.m.
OCT. 22	DENVER	1:00 p.m.
OCT. 29	at Cleveland	1:00 p.m.
NOV. 5	BALTIMORE	1:00 p.m.
NOV. 12	at Dallas	12:00 p.m.
NOV. 19	at New England	1:00 p.m.
NOV. 26	PITTSBURGH	1:00 p.m.
DEC. 3	ARIZONA	1:00 p.m.
DEC. 10	at Tennessee	12:00 p.m.
DEC. 17	JACKSONVILLE	1:00 p.m.
DEC. 24	at Philadelphia	1:00 p.m.

### DENVER BRONCOS

SEP. 4	at St. Louis (Mon.)	8:00 p.m.
SEP. 10	ATLANTA	2:15 p.m.
SEP. 17	at Oakland	1:05 p.m.
SEP. 24	KANSAS CITY	2:15 p.m.
OCT. 1	NEW ENGLAND	2:05 p.m.
OCT. 8	at San Diego	1:15 p.m.
OCT. 15	CLEVELAND	2:05 p.m.
OCT. 22	at Cincinnati	1:00 p.m.
OCT. 29	OPEN DATE	
NOV. 5	at New York Jets	4:15 p.m.
NOV. 13	OAKLAND (Mon.)	7:00 p.m.
NOV. 19	SAN DIEGO	2:05 p.m.
NOV. 26	at Seattle	1:15 p.m.
DEC. 3	at New Orleans	12:00 p.m.
DEC. 10	SEATTLE	2:05 p.m.
DEC. 17	at Kansas City	12:00 p.m.
DEC. 23	SAN FRANCISCO (Sat.)	2:15 p.m.

### BUFFALO BILLS

SEP. 3	TENNESSEE	8:20 p.m.
SEP. 10	GREEN BAY	1:00 p.m.
SEP. 17	at New York Jets	1:00 p.m.
SEP. 24	OPEN DATE	
OCT. 1	INDIANAPOLIS	1:00 p.m.
OCT. 8	at Miami	1:00 p.m.
OCT. 15	SAN DIEGO	1:00 p.m.
OCT. 22	at Minnesota	12:00 p.m.
OCT. 29	NEW YORK JETS	1:00 p.m.
NOV. 5	at New England	1:00 p.m.
NOV. 12	CHICAGO	1:00 p.m.
NOV. 19	at Kansas City	12:00 p.m.
NOV. 26	at Tampa Bay	1:00 p.m.
DEC. 3	MIAMI	1:00 p.m.
DEC. 11	at Indianapolis (Mon.)	9:00 p.m.
DEC. 17	NEW ENGLAND	1:00 p.m.
DEC. 23	at Seattle (Sat.)	5:20 p.m.

### CLEVELAND BROWNS

SEP. 3	JACKSONVILLE	1:00 p.m.
SEP. 10	at Cincinnati	1:00 p.m.
SEP. 17	PITTSBURGH	1:00 p.m.
SEP. 24	at Oakland	1:15 p.m.
OCT. 1	BALTIMORE	1:00 p.m.
OCT. 8	at Arizona	1:15 p.m.
OCT. 15	at Denver	2:05 p.m.
OCT. 22	at Pittsburgh	1:00 p.m.
OCT. 29	CINCINNATI	1:00 p.m.
NOV. 5	NEW YORK GIANTS	1:00 p.m.
NOV. 12	NEW ENGLAND	1:00 p.m.
NOV. 19	at Tennessee	12:00 p.m.
NOV. 26	at Baltimore	1:00 p.m.
DEC. 3	at Jacksonville	4:15 p.m.
DEC. 10	PHILADELPHIA	1:00 p.m.
DEC. 17	TENNESSEE	1:00 p.m.
DEC. 24	OPEN DATE	

### INDIANAPOLIS COLTS

SEP. 3	at Kansas City	12:00 p.m.
SEP. 10	OAKLAND	12:00 p.m.
SEP. 17	OPEN DATE	
SEP. 25	JACKSONVILLE (Mon.)	8:00 p.m.
OCT. 1	at Buffalo	1:00 p.m.
OCT. 8	at New England	1:00 p.m.
OCT. 15	at Seattle	1:05 p.m.
OCT. 22	NEW ENGLAND	12:00 p.m.
OCT. 29	DETROIT	1:00 p.m.
NOV. 5	at Chicago	12:00 p.m.
NOV. 12	NEW YORK JETS	8:20 p.m.
NOV. 19	at Green Bay	12:00 p.m.
NOV. 26	MIAMI	1:00 p.m.
DEC. 3	at New York Jets	4:15 p.m.
DEC. 11	BUFFALO (Mon.)	9:00 p.m.
DEC. 17	at Miami	4:15 p.m.
DEC. 24	MINNESOTA	4:15 p.m.

**JACKSONVILLE JAGUARS**

SEP. 3	at Cleveland	1:00 p.m.
SEP. 10	at Baltimore	1:00 p.m.
SEP. 17	CINCINNATI	1:00 p.m.
SEP. 25	at Indianapolis (Mon.)	8:00 p.m.
OCT. 1	PITTSBURGH	1:00 p.m.
OCT. 8	BALTIMORE	8:20 p.m.
OCT. 16	at Tennessee (Mon.)	8:00 p.m.
OCT. 22	WASHINGTON	4:15 p.m.
OCT. 29	at Dallas	3:15 p.m.
NOV. 5	OPEN DATE	
NOV. 12	SEATTLE	1:00 p.m.
NOV. 19	at Pittsburgh	8:20 p.m.
NOV. 26	TENNESSEE	4:15 p.m.
DEC. 3	CLEVELAND	4:15 p.m.
DEC. 10	ARIZONA	1:00 p.m.
DEC. 17	at Cincinnati	1:00 p.m.
DEC. 23	at N.Y. Giants (Sat.)	12:30 p.m.

**MIAMI DOLPHINS**

SEP. 3	SEATTLE	4:15 p.m.
SEP. 10	at Minnesota	12:00 p.m.
SEP. 17	BALTIMORE	8:20 p.m.
SEP. 24	NEW ENGLAND	1:00 p.m.
OCT. 1	at Cincinnati	4:05 p.m.
OCT. 8	BUFFALO	1:00 p.m.
OCT. 15	OPEN DATE	
OCT. 23	at New York Jets (Mon)	9:00 p.m.
OCT. 29	GREEN BAY	1:00 p.m.
NOV. 5	at Detroit	1:00 p.m.
NOV. 12	at San Diego	1:05 p.m.
NOV. 19	NEW YORK JETS	4:05 p.m.
NOV. 26	at Indianapolis	1:00 p.m.
DEC. 3	at Buffalo	1:00 p.m.
DEC. 10	TAMPA BAY	1:00 p.m.
DEC. 17	INDIANAPOLIS	4:15 p.m.
DEC. 24	at New England	1:00 p.m.

**NEW YORK JETS**

SEP. 3	at Green Bay	3:15 p.m.
SEP. 11	NEW ENGLAND (Mon.)	9:00 p.m.
SEP. 17	BUFFALO	1:00 p.m.
SEP. 24	at Tampa Bay	4:15 p.m.
OCT. 1	OPEN DATE	
OCT. 8	PITTSBURGH	1:00 p.m.
OCT. 15	at New England	4:05 p.m.
OCT. 23	MIAMI (Mon.)	9:00 p.m.
OCT. 29	at Buffalo	1:00 p.m.
NOV. 5	DENVER	4:15 p.m.
NOV. 12	at Indianapolis	8:20 p.m.
NOV. 19	at Miami	4:05 p.m.
NOV. 26	CHICAGO	1:00 p.m.
DEC. 3	INDIANAPOLIS	4:15 p.m.
DEC. 10	at Oakland	5:20 p.m.
DEC. 17	DETROIT	1:00 p.m.
DEC. 24	at Baltimore	1:00 p.m.

**KANSAS CITY CHIEFS**

SEP. 3	INDIANAPOLIS	12:00 p.m.
SEP. 10	at Tennessee	12:00 p.m.
SEP. 17	SAN DIEGO	12:00 p.m.
SEP. 24	at Denver	2:15 p.m.
OCT. 2	SEATTLE (Mon.)	8:00 p.m.
OCT. 8	OPEN DATE	
OCT. 15	OAKLAND	12:00 p.m.
OCT. 22	ST. LOUIS	12:00 p.m.
OCT. 29	at Seattle	1:15 p.m.
NOV. 5	at Oakland	1:15 p.m.
NOV. 12	at San Francisco	1:05 p.m.
NOV. 19	BUFFALO	12:00 p.m.
NOV. 26	at San Diego	1:15 p.m.
DEC. 4	at New England (Mon.)	9:00 p.m.
DEC. 10	CAROLINA	12:00 p.m.
DEC. 17	DENVER	12:00 p.m.
DEC. 24	at Atlanta	1:00 p.m.

**NEW ENGLAND PATRIOTS**

SEP. 3	TAMPA BAY	1:00 p.m.
SEP. 11	at New York Jets (Mon.)	9:00 p.m.
SEP. 17	MINNESOTA	4:15 p.m.
SEP. 24	at Miami	1:00 p.m.
OCT. 1	at Denver	2:05 p.m.
OCT. 8	INDIANAPOLIS	1:00 p.m.
OCT. 15	NEW YORK JETS	4:05 p.m.
OCT. 22	at Indianapolis	12:00 p.m.
OCT. 29	OPEN DATE	
NOV. 5	BUFFALO	1:00 p.m.
NOV. 12	at Cleveland	1:00 p.m.
NOV. 19	CINCINNATI	1:00 p.m.
NOV. 23	at Detroit (Thu.)	12:30 p.m.
DEC. 4	KANSAS CITY (Mon.)	9:00 p.m.
DEC. 10	at Chicago	12:00 p.m.
DEC. 17	at Buffalo	1:00 p.m.
DEC. 24	MIAMI	1:00 p.m.

**OAKLAND RAIDERS**

SEP. 3	SAN DIEGO	1:15 p.m.
SEP. 10	at Indianapolis	12:00 p.m.
SEP. 17	DENVER	1:05 p.m.
SEP. 24	CLEVELAND	1:15 p.m.
OCT. 1	OPEN DATE	
OCT. 8	at San Francisco	1:15 p.m.
OCT. 15	at Kansas City	12:00 p.m.
OCT. 22	SEATTLE	1:05 p.m.
OCT. 29	at San Diego	5:20 p.m.
NOV. 5	KANSAS CITY	1:15 p.m.
NOV. 13	at Denver (Mon.)	7:00 p.m.
NOV. 19	at New Orleans	12:00 p.m.
NOV. 26	ATLANTA	1:05 p.m.
DEC. 3	at Pittsburgh	1:00 p.m.
DEC. 10	NEW YORK JETS	5:20 p.m.
DEC. 16	at Seattle (Sat.)	1:05 p.m.
DEC. 24	CAROLINA	1:15 p.m.

**PITTSBURGH STEELERS**

SEP. 3	BALTIMORE	1:00 p.m.
SEP. 10	OPEN DATE	
SEP. 17	at Cleveland	1:00 p.m.
SEP. 24	TENNESSEE	1:00 p.m.
OCT. 1	at Jacksonville	1:00 p.m.
OCT. 8	at New York Jets	1:00 p.m.
OCT. 15	CINCINNATI	1:00 p.m.
OCT. 22	CLEVELAND	1:00 p.m.
OCT. 29	at Baltimore	1:00 p.m.
NOV. 5	at Tennessee	12:00 p.m.
NOV. 12	PHILADELPHIA	1:00 p.m.
NOV. 19	JACKSONVILLE	8:20 p.m.
NOV. 26	at Cincinnati	1:00 p.m.
DEC. 3	OAKLAND	1:00 p.m.
DEC. 10	at New York Giants	1:00 p.m.
DEC. 16	WASHINGTON (Sat.)	12:30 p.m.
DEC. 24	at San Diego	1:05 p.m.

**SEATTLE SEAHAWKS**

SEP. 3	at Miami	4:15 p.m.
SEP. 10	ST. LOUIS	1:15 p.m.
SEP. 17	NEW ORLEANS	1:15 p.m.
SEP. 24	at San Diego	1:15 p.m.
OCT. 2	at Kansas City (Mon.)	8:00 p.m.
OCT. 8	at Carolina	4:15 p.m.
OCT. 15	INDIANAPOLIS	1:05 p.m.
OCT. 22	at Oakland	1:05 p.m.
OCT. 29	KANSAS CITY	1:15 p.m.
NOV. 5	SAN DIEGO	1:15 p.m.
NOV. 12	at Jacksonville	1:00 p.m.
NOV. 19	OPEN DATE	
NOV. 26	DENVER	1:15 p.m.
DEC. 3	at Atlanta	1:00 p.m.
DEC. 10	at Denver	2:05 p.m.
DEC. 16	OAKLAND (Sat.)	1:05 p.m.
DEC. 23	BUFFALO (Sat.)	5:20 p.m.

**SAN DIEGO CHARGERS**

SEP. 3	at Oakland	1:15 p.m.
SEP. 10	NEW ORLEANS	1:15 p.m.
SEP. 17	at Kansas City	12:00 p.m.
SEP. 24	SEATTLE	1:15 p.m.
OCT. 1	at St. Louis	12:00 p.m.
OCT. 8	DENVER	1:15 p.m.
OCT. 15	at Buffalo	1:00 p.m.
OCT. 22	OPEN DATE	
OCT. 29	OAKLAND	5:20 p.m.
NOV. 5	at Seattle	1:15 p.m.
NOV. 12	MIAMI	1:05 p.m.
NOV. 19	at Denver	2:05 p.m.
NOV. 26	KANSAS CITY	1:15 p.m.
DEC. 3	SAN FRANCISCO	1:05 p.m.
DEC. 10	at Baltimore	1:00 p.m.
DEC. 17	at Carolina	1:00 p.m.
DEC. 24	PITTSBURGH	1:05 p.m.

**TENNESSEE TITANS**

SEP. 3	at Buffalo	8:20 p.m.
SEP. 10	KANSAS CITY	12:00 p.m.
SEP. 17	OPEN DATE	
SEP. 24	at Pittsburgh	1:00 p.m.
OCT. 1	NEW YORK GIANTS	12:00 p.m.
OCT. 8	at Cincinnati	1:00 p.m.
OCT. 16	JACKSONVILLE (Mon.)	8:00 p.m.
OCT. 22	at Baltimore	1:00 p.m.
OCT. 30	at Washington (Mon.)	9:00 p.m.
NOV. 5	PITTSBURGH	12:00 p.m.
NOV. 12	BALTIMORE	12:00 p.m.
NOV. 19	CLEVELAND	12:00 p.m.
NOV. 26	at Jacksonville	4:15 p.m.
DEC. 3	at Philadelphia	1:00 p.m.
DEC. 10	CINCINNATI	12:00 p.m.
DEC. 17	at Cleveland	1:00 p.m.
DEC. 25	DALLAS (Mon.)	8:00 p.m.

**OVERTIME TEAMS**

The 49ers have had more overtime games against Arizona and Washington than any other opponent. San Francisco has had two overtime games against both Arizona and Washington. They have gone overtime in two of the last three meetings with the Redskins, including 1999.



# 2000 NATIONAL FOOTBALL LEAGUE SCHEDULE

(All Times Local)

**SUNDAY, SEPTEMBER 3****(WEEK 1)****CBS-TV National Weekend****(OPEN DATE: CINCINNATI)**

ARIZONA AT NEW YORK GIANTS.....	1:00 p.m.
BALTIMORE AT PITTSBURGH.....	1:00 p.m.
CAROLINA AT WASHINGTON.....	1:00 p.m.
CHICAGO AT MINNESOTA.....	12:00 p.m.
DETROIT AT NEW ORLEANS.....	12:00 p.m.
INDIANAPOLIS AT KANSAS CITY.....	12:00 p.m.
JACKSONVILLE AT CLEVELAND.....	1:00 p.m.
NEW YORK JETS AT GREEN BAY.....	3:15 p.m.
PHILADELPHIA AT DALLAS.....	3:05 p.m.
SAN DIEGO AT OAKLAND.....	1:15 p.m.
SAN FRANCISCO AT ATLANTA.....	1:00 p.m.
SEATTLE AT MIAMI.....	4:15 p.m.
TAMPA BAY AT NEW ENGLAND.....	1:00 p.m.

**SUNDAY NIGHT, SEPTEMBER 3**

TENNESSEE AT BUFFALO.....	8:20 p.m.
---------------------------	-----------

**MONDAY, SEPTEMBER 4**

DENVER AT ST. LOUIS.....	8:00 p.m.
--------------------------	-----------

**SUNDAY, SEPTEMBER 10****(WEEK 2)****FOX-TV National Weekend****(OPEN DATE: PITTSBURGH)**

ATLANTA AT DENVER.....	2:15 p.m.
CAROLINA AT SAN FRANCISCO.....	1:15 p.m.
CHICAGO AT TAMPA BAY.....	1:00 p.m.
CLEVELAND AT CINCINNATI.....	1:00 p.m.
GREEN BAY AT BUFFALO.....	1:00 p.m.
JACKSONVILLE AT BALTIMORE.....	1:00 p.m.
KANSAS CITY AT TENNESSEE.....	12:00 p.m.
MIAMI AT MINNESOTA.....	12:00 p.m.
NEW ORLEANS AT SAN DIEGO.....	1:15 p.m.
NEW YORK GIANTS AT PHILADELPHIA.....	1:00 p.m.
OAKLAND AT INDIANAPOLIS.....	12:00 p.m.
ST. LOUIS AT SEATTLE.....	1:15 p.m.
WASHINGTON AT DETROIT.....	4:15 p.m.

**SUNDAY NIGHT, SEPTEMBER 10**

DALLAS AT ARIZONA.....	5:20 p.m.
------------------------	-----------

**MONDAY, SEPTEMBER 11**

NEW ENGLAND AT NEW YORK JETS.....	9:00 p.m.
-----------------------------------	-----------

**SUNDAY, SEPTEMBER 17****(WEEK 3)****FOX-TV National Weekend****(OPEN DATES: ARIZONA, TENNESSEE, INDIANAPOLIS)**

ATLANTA AT CAROLINA.....	1:00 p.m.
BUFFALO AT NEW YORK JETS.....	1:00 p.m.
CINCINNATI AT JACKSONVILLE.....	1:00 p.m.
DENVER AT OAKLAND.....	1:05 p.m.
MINNESOTA AT NEW ENGLAND.....	4:15 p.m.
NEW ORLEANS AT SEATTLE.....	1:15 p.m.
NEW YORK GIANTS AT CHICAGO.....	3:15 p.m.
PHILADELPHIA AT GREEN BAY.....	12:00 p.m.
PITTSBURGH AT CLEVELAND.....	1:00 p.m.
SAN DIEGO AT KANSAS CITY.....	12:00 p.m.
SAN FRANCISCO AT ST. LOUIS.....	12:00 p.m.
TAMPA BAY AT DETROIT.....	1:00 p.m.

**SUNDAY NIGHT, SEPTEMBER 17**

BALTIMORE AT MIAMI.....	8:20 p.m.
-------------------------	-----------

**MONDAY, SEPTEMBER 18**

DALLAS AT WASHINGTON.....	9:00 p.m.
---------------------------	-----------

**SUNDAY, SEPTEMBER 24****(WEEK 4)****CBS-TV National Weekend****(OPEN DATES: BUFFALO, CAROLINA, MINNESOTA)**

CINCINNATI AT BALTIMORE.....	1:00 p.m.
CLEVELAND AT OAKLAND.....	1:15 p.m.
DETROIT AT CHICAGO.....	12:00 p.m.
GREEN BAY AT ARIZONA.....	1:05 p.m.
KANSAS CITY AT DENVER.....	2:15 p.m.
NEW ENGLAND AT MIAMI.....	1:00 p.m.
NEW YORK JETS AT TAMPA BAY.....	4:15 p.m.
PHILADELPHIA AT NEW ORLEANS.....	12:00 p.m.
ST. LOUIS AT ATLANTA.....	1:00 p.m.
SAN FRANCISCO AT DALLAS.....	12:00 p.m.
SEATTLE AT SAN DIEGO.....	1:15 p.m.
TENNESSEE AT PITTSBURGH.....	1:00 p.m.

**SUNDAY NIGHT, SEPTEMBER 24**

WASHINGTON AT NEW YORK GIANTS.....	8:20 p.m.
------------------------------------	-----------

**MONDAY, SEPTEMBER 25**

JACKSONVILLE AT INDIANAPOLIS.....	8:00 p.m.
-----------------------------------	-----------

**SUNDAY, OCTOBER 1****(WEEK 5)****FOX-TV National Weekend****(OPEN DATES: NEW ORLEANS, NEW YORK JETS, OAKLAND)**

ARIZONA AT SAN FRANCISCO.....	1:15 p.m.
BALTIMORE AT CLEVELAND.....	1:00 p.m.
CHICAGO AT GREEN BAY.....	3:15 p.m.
DALLAS AT CAROLINA.....	1:00 p.m.
INDIANAPOLIS AT BUFFALO.....	1:00 p.m.
MIAMI AT CINCINNATI.....	4:05 p.m.
MINNESOTA AT DETROIT.....	1:00 p.m.
NEW ENGLAND AT DENVER.....	2:05 p.m.
NEW YORK GIANTS AT TENNESSEE.....	12:00 p.m.
PITTSBURGH AT JACKSONVILLE.....	1:00 p.m.
SAN DIEGO AT ST. LOUIS.....	12:00 p.m.
TAMPA BAY AT WASHINGTON.....	4:15 p.m.

**SUNDAY NIGHT, OCTOBER 1**

ATLANTA AT PHILADELPHIA.....	8:20 p.m.
------------------------------	-----------

**MONDAY, OCTOBER 2**

SEATTLE AT KANSAS CITY.....	8:00 p.m.
-----------------------------	-----------

**SUNDAY, OCTOBER 8****(WEEK 6)****CBS-TV National Weekend****(OPEN DATES: DALLAS, KANSAS CITY, ST. LOUIS)**

BUFFALO AT MIAMI.....	1:00 p.m.
CLEVELAND AT ARIZONA.....	1:15 p.m.
DENVER AT SAN DIEGO.....	1:15 p.m.
GREEN BAY AT DETROIT.....	1:00 p.m.
INDIANAPOLIS AT NEW ENGLAND.....	1:00 p.m.
NEW ORLEANS AT CHICAGO.....	12:00 p.m.
NEW YORK GIANTS AT ATLANTA.....	4:05 p.m.
OAKLAND AT SAN FRANCISCO.....	1:15 p.m.
PITTSBURGH AT NEW YORK JETS.....	1:00 p.m.
SEATTLE AT CAROLINA.....	4:15 p.m.
TENNESSEE AT CINCINNATI.....	1:00 p.m.
WASHINGTON AT PHILADELPHIA.....	1:00 p.m.



**SUNDAY NIGHT, OCTOBER 8**

BALTIMORE AT JACKSONVILLE .....8:20 p.m.

**MONDAY, OCTOBER 9**

TAMPA BAY AT MINNESOTA .....8:00 p.m.

**SUNDAY, OCTOBER 15**

(WEEK 7)

**FOX-TV National Weekend**

(OPEN DATES: DETROIT, MIAMI, TAMPA BAY)

ATLANTA AT ST. LOUIS .....12:00 p.m.

BALTIMORE AT WASHINGTON .....1:00 p.m.

CAROLINA AT NEW ORLEANS .....12:00 p.m.

CINCINNATI AT PITTSBURGH .....1:00 p.m.

CLEVELAND AT DENVER .....2:05 p.m.

DALLAS AT NEW YORK GIANTS .....1:00 p.m.

INDIANAPOLIS AT SEATTLE .....1:05 p.m.

NEW YORK JETS AT NEW ENGLAND .....4:05 p.m.

OAKLAND AT KANSAS CITY .....12:00 p.m.

PHILADELPHIA AT ARIZONA .....1:15 p.m.

SAN DIEGO AT BUFFALO .....1:00 p.m.

SAN FRANCISCO AT GREEN BAY .....3:15 p.m.

**SUNDAY NIGHT, OCTOBER 15**

MINNESOTA AT CHICAGO .....7:20 p.m.

**MONDAY, OCTOBER 16**

JACKSONVILLE AT TENNESSEE .....8:00 p.m.

**THURSDAY, OCTOBER 19**

(WEEK 8)

**FOX-TV National Weekend**

(OPEN DATES: GREEN BAY, NEW YORK

GIANTS, SAN DIEGO)

DETROIT AT TAMPA BAY .....8:20 p.m.

**SUNDAY, OCTOBER 22**

ARIZONA AT DALLAS .....12:00 p.m.

BUFFALO AT MINNESOTA .....12:00 p.m.

CHICAGO AT PHILADELPHIA .....1:00 p.m.

CLEVELAND AT PITTSBURGH .....1:00 p.m.

DENVER AT CINCINNATI .....1:00 p.m.

NEW ENGLAND AT INDIANAPOLIS .....12:00 p.m.

NEW ORLEANS AT ATLANTA .....1:00 p.m.

ST. LOUIS AT KANSAS CITY .....12:00 p.m.

SAN FRANCISCO AT CAROLINA .....1:00 p.m.

SEATTLE AT OAKLAND .....1:05 p.m.

TENNESSEE AT BALTIMORE .....1:00 p.m.

WASHINGTON AT JACKSONVILLE .....4:15 p.m.

**MONDAY, OCTOBER 23**

MIAMI AT NEW YORK JETS .....9:00 p.m.

**SUNDAY, OCTOBER 29**

(WEEK 9)

**CBS-TV National Weekend**

(OPEN DATES: CHICAGO, DENVER, NEW ENG-

LAND)

CAROLINA AT ATLANTA .....1:00 p.m.

CINCINNATI AT CLEVELAND .....1:00 p.m.

DETROIT AT INDIANAPOLIS .....1:00 p.m.

GREEN BAY AT MIAMI .....1:00 p.m.

JACKSONVILLE AT DALLAS .....3:15 p.m.

KANSAS CITY AT SEATTLE .....1:15 p.m.

MINNESOTA AT TAMPA BAY .....1:00 p.m.

NEW ORLEANS AT ARIZONA .....2:05 p.m.

NEW YORK JETS AT BUFFALO .....1:00 p.m.

PHILADELPHIA AT NEW YORK GIANTS .....4:05 p.m.

PITTSBURGH AT BALTIMORE .....1:00 p.m.

ST. LOUIS AT SAN FRANCISCO .....1:05p

**SUNDAY NIGHT, OCTOBER 29**

OAKLAND AT SAN DIEGO .....5:20 p.m.

**MONDAY, OCTOBER 30**

TENNESSEE AT WASHINGTON .....9:00 p.m.

**SUNDAY, NOVEMBER 5**

(WEEK 10)

**CBS-TV National Weekend**

(OPEN DATE: JACKSONVILLE)

BALTIMORE AT CINCINNATI .....1:00 p.m.

BUFFALO AT NEW ENGLAND .....1:00 p.m.

DALLAS AT PHILADELPHIA .....1:00 p.m.

DENVER AT NEW YORK JETS .....4:15 p.m.

INDIANAPOLIS AT CHICAGO .....12:00 p.m.

KANSAS CITY AT OAKLAND .....1:15 p.m.

MIAMI AT DETROIT .....1:00 p.m.

NEW YORK GIANTS AT CLEVELAND .....1:00 p.m.

PITTSBURGH AT TENNESSEE .....12:00 p.m.

SAN DIEGO AT SEATTLE .....1:15 p.m.

SAN FRANCISCO AT NEW ORLEANS .....12:00 p.m.

TAMPA BAY AT ATLANTA .....1:00 p.m.

WASHINGTON AT ARIZONA .....2:05 p.m.

**SUNDAY NIGHT, NOVEMBER 5**

CAROLINA AT ST. LOUIS .....7:20 p.m.

**MONDAY, NOVEMBER 6**

MINNESOTA AT GREEN BAY .....8:00 p.m.

**SUNDAY, NOVEMBER 12**

(WEEK 11)

**FOX-TV National Weekend**

(OPEN DATE: WASHINGTON)

ARIZONA AT MINNESOTA .....12:00 p.m.

ATLANTA AT DETROIT .....1:00 p.m.

BALTIMORE AT TENNESSEE .....12:00 p.m.

CHICAGO AT BUFFALO .....1:00 p.m.

CINCINNATI AT DALLAS .....12:00 p.m.

GREEN BAY AT TAMPA BAY .....4:15 p.m.

KANSAS CITY AT SAN FRANCISCO .....1:05 p.m.

MIAMI AT SAN DIEGO .....1:05 p.m.

NEW ENGLAND AT CLEVELAND .....1:00 p.m.

NEW ORLEANS AT CAROLINA .....1:00 p.m.

PHILADELPHIA AT PITTSBURGH .....1:00 p.m.

ST. LOUIS AT NEW YORK GIANTS .....4:15 p.m.

SEATTLE AT JACKSONVILLE .....1:00 p.m.

**SUNDAY NIGHT, NOVEMBER 12**

NEW YORK JETS AT INDIANAPOLIS .....8:20 p.m.

**MONDAY, NOVEMBER 13**

OAKLAND AT DENVER .....7:00 p.m.

**SUNDAY, NOVEMBER 19**

(WEEK 12)

**FOX-TV National Weekend**

(OPEN DATE: SEATTLE)

ARIZONA AT PHILADELPHIA .....1:00 p.m.

ATLANTA AT SAN FRANCISCO .....1:15 p.m.

BUFFALO AT KANSAS CITY .....12:00 p.m.

CAROLINA AT MINNESOTA .....12:00 p.m.

CINCINNATI AT NEW ENGLAND .....1:00 p.m.

CLEVELAND AT TENNESSEE .....12:00 p.m.

DALLAS AT BALTIMORE .....4:15 p.m.

DETROIT AT NEW YORK GIANTS .....1:00 p.m.

INDIANAPOLIS AT GREEN BAY .....12:00 p.m.

NEW YORK JETS AT MIAMI .....4:05 p.m.

OAKLAND AT NEW ORLEANS .....12:00 p.m.

SAN DIEGO AT DENVER .....2:05 p.m.

TAMPA BAY AT CHICAGO .....12:00 p.m.

**SUNDAY NIGHT, NOVEMBER 19**

JACKSONVILLE AT PITTSBURGH .....8:20 p.m.

**MONDAY, NOVEMBER 20**

WASHINGTON AT ST. LOUIS .....8:00 p.m.



**THURSDAY, NOVEMBER 23 (WEEK 13)**

**CBS-TV National Weekend**

**(OPEN DATE: SAN FRANCISCO)**

MINNESOTA AT DALLAS .....	3:05 p.m.
NEW ENGLAND AT DETROIT .....	12:30 p.m.

**SUNDAY, NOVEMBER 26**

ATLANTA AT OAKLAND .....	1:05 p.m.
BUFFALO AT TAMPA BAY .....	1:00 p.m.
CHICAGO AT NEW YORK JETS .....	1:00 p.m.
CLEVELAND AT BALTIMORE .....	1:00 p.m.
DENVER AT SEATTLE .....	1:15 p.m.
KANSAS CITY AT SAN DIEGO .....	1:15 p.m.
MIAMI AT INDIANAPOLIS .....	1:00 p.m.
NEW ORLEANS AT ST. LOUIS .....	12:00 p.m.
PHILADELPHIA AT WASHINGTON .....	1:00 p.m.
PITTSBURGH AT CINCINNATI .....	1:00 p.m.
TENNESSEE AT JACKSONVILLE .....	4:15 p.m.

**SUNDAY NIGHT, NOVEMBER 26**

NEW YORK GIANTS AT ARIZONA .....	6:20 p.m.
----------------------------------	-----------

**MONDAY, NOVEMBER 27**

GREEN BAY AT CAROLINA .....	9:00 p.m.
-----------------------------	-----------

**THURSDAY, NOVEMBER 30 (WEEK 14)**

**CBS-TV National Weekend**

**(OPEN DATE: BALTIMORE)**

DETROIT AT MINNESOTA .....	7:20 p.m.
----------------------------	-----------

**SUNDAY, DECEMBER 3**

ARIZONA AT CINCINNATI .....	1:00 p.m.
CLEVELAND AT JACKSONVILLE .....	4:15 p.m.
DALLAS AT TAMPA BAY .....	1:00 p.m.
DENVER AT NEW ORLEANS .....	12:00 p.m.
INDIANAPOLIS AT NEW YORK JETS .....	4:15 p.m.
MIAMI AT BUFFALO .....	1:00 p.m.
NEW YORK GIANTS AT WASHINGTON .....	1:00 p.m.
OAKLAND AT PITTSBURGH .....	1:00 p.m.
ST. LOUIS AT CAROLINA .....	1:00 p.m.
SAN FRANCISCO AT SAN DIEGO .....	1:05 p.m.
SEATTLE AT ATLANTA .....	1:00 p.m.
TENNESSEE AT PHILADELPHIA .....	1:00 p.m.

**SUNDAY NIGHT, DECEMBER 3**

GREEN BAY AT CHICAGO .....	7:20 p.m.
----------------------------	-----------

**MONDAY, DECEMBER 4**

KANSAS CITY AT NEW ENGLAND .....	9:00 p.m.
----------------------------------	-----------

**SUNDAY, DECEMBER 10 (WEEK 15)**

**FOX-TV National Weekend**

**(OPEN DATE: ATLANTA)**

ARIZONA AT JACKSONVILLE .....	1:00 p.m.
CAROLINA AT KANSAS CITY .....	12:00 p.m.
CINCINNATI AT TENNESSEE .....	12:00 p.m.
DETROIT AT GREEN BAY .....	12:00 p.m.
MINNESOTA AT ST. LOUIS .....	12:00 p.m.
NEW ENGLAND AT CHICAGO .....	12:00 p.m.
NEW ORLEANS AT SAN FRANCISCO .....	1:15 p.m.

PHILADELPHIA AT CLEVELAND .....	1:00 p.m.
PITTSBURGH AT NEW YORK GIANTS .....	1:00 p.m.
SAN DIEGO AT BALTIMORE .....	1:00 p.m.
SEATTLE AT DENVER .....	2:05 p.m.
TAMPA BAY AT MIAMI .....	1:00 p.m.
WASHINGTON AT DALLAS .....	3:15 p.m.

**SUNDAY NIGHT, DECEMBER 10**

NEW YORK JETS AT OAKLAND .....	5:20 p.m.
--------------------------------	-----------

**MONDAY, DECEMBER 11**

BUFFALO AT INDIANAPOLIS .....	9:00 p.m.
-------------------------------	-----------

**SATURDAY, DECEMBER 16 (WEEK 16)**

**CBS-TV National Weekend**

**(OPEN DATE: PHILADELPHIA)**

WASHINGTON AT PITTSBURGH .....	12:30 p.m.
OAKLAND AT SEATTLE .....	1:05 p.m.

**SUNDAY, DECEMBER 17**

ATLANTA AT NEW ORLEANS .....	12:00 p.m.
BALTIMORE AT ARIZONA .....	2:15 p.m.
CHICAGO AT SAN FRANCISCO .....	1:05 p.m.
DENVER AT KANSAS CITY .....	12:00 p.m.
DETROIT AT NEW YORK JETS .....	1:00 p.m.
GREEN BAY AT MINNESOTA .....	12:00 p.m.
INDIANAPOLIS AT MIAMI .....	4:15 p.m.
JACKSONVILLE AT CINCINNATI .....	1:00 p.m.
NEW ENGLAND AT BUFFALO .....	1:00 p.m.
SAN DIEGO AT CAROLINA .....	1:00 p.m.
TENNESSEE AT CLEVELAND .....	1:00 p.m.

**SUNDAY NIGHT, DECEMBER 17**

NEW YORK GIANTS AT DALLAS .....	7:20 p.m.
---------------------------------	-----------

**MONDAY, DECEMBER 18**

ST. LOUIS AT TAMPA BAY .....	9:00 p.m.
------------------------------	-----------

**SATURDAY, DECEMBER 23 (WEEK 17)**

**FOX-TV National Weekend**

**(OPEN DATE: CLEVELAND)**

JACKSONVILLE AT NEW YORK GIANTS .....	12:30 p.m.
SAN FRANCISCO AT DENVER .....	2:15 p.m.

**SATURDAY NIGHT, DECEMBER 23**

BUFFALO AT SEATTLE .....	5:20 p.m.
--------------------------	-----------

**SUNDAY, DECEMBER 24**

ARIZONA AT WASHINGTON .....	1:00 p.m.
CAROLINA AT OAKLAND .....	1:15 p.m.
CHICAGO AT DETROIT .....	1:00 p.m.
CINCINNATI AT PHILADELPHIA .....	1:00 p.m.
KANSAS CITY AT ATLANTA .....	1:00 p.m.
MIAMI AT NEW ENGLAND .....	1:00 p.m.
MINNESOTA AT INDIANAPOLIS .....	4:15 p.m.
NEW YORK JETS AT BALTIMORE .....	1:00 p.m.
PITTSBURGH AT SAN DIEGO .....	1:05 p.m.
ST. LOUIS AT NEW ORLEANS .....	12:00 p.m.
TAMPA BAY AT GREEN BAY .....	12:00 p.m.

**MONDAY, DECEMBER 25**

DALLAS AT TENNESSEE .....	8:00 p.m.
---------------------------	-----------

**POSTSEASON**

Saturday, Dec. 30	AFC and NFC Wild Card Playoffs (ABC)
Sunday, Dec. 31	AFC and NFC Wild Card Playoffs (CBS and FOX)
Saturday, Jan. 6	AFC and NFC Divisional Playoffs (CBS and FOX)
Sunday, Jan. 7	AFC and NFC Divisional Playoffs (CBS and FOX)
Sunday, Jan. 14	AFC and NFC Championship Games (CBS and FOX)
Sunday, Jan. 28	Super Bowl XXXV at Raymond James Stadium in Tampa, Florida (CBS)
Sunday, Feb. 4	AFC-NFC Pro Bowl at Honolulu, Hawaii (ABC)



# 2000 NATIONAL TELEVISION GAMES

## REGULAR SEASON

<b>Sunday, Sep. 3</b>	New York Jets at Green Bay (day, CBS) Tennessee at Buffalo (night, ESPN)
<b>Monday, Sep. 4</b>	Denver at St. Louis (night, ABC)
<b>Sunday, Sep. 10</b>	St. Louis at Seattle (day, FOX) Dallas at Arizona (night, ESPN)
<b>Monday, Sep. 11</b>	New England at New York Jets (night, ABC)
<b>Sunday, Sep. 17</b>	Minnesota at New England (day, FOX) Baltimore at Miami (night, ESPN)
<b>Monday, Sep. 18</b>	Dallas at Washington (night, ABC)
<b>Sunday, Sep. 24</b>	New York Jets at Tampa Bay (day, CBS) Washington at New York Giants (night, ESPN)
<b>Monday, Sep. 25</b>	Jacksonville at Indianapolis (night, ABC)
<b>Sunday, Oct. 1</b>	Tampa Bay at Washington (day, FOX) Atlanta at Philadelphia (night, ESPN)
<b>Monday, Oct. 2</b>	Seattle at Kansas City (night, ABC)
<b>Sunday, Oct. 8</b>	Oakland at San Francisco (day, CBS) Baltimore at Jacksonville (night, ESPN)
<b>Monday, Oct. 9</b>	Tampa Bay at Minnesota (night, ABC)
<b>Sunday, Oct. 15</b>	San Francisco at Green Bay (day, FOX) Minnesota at Chicago (night, ESPN)
<b>Monday, Oct. 16</b>	Jacksonville at Tennessee (night, ABC)
<b>Thursday, Oct. 19</b>	Detroit at Tampa Bay (night, ESPN)
<b>Sunday, Oct. 22</b>	Washington at Jacksonville (day, FOX)
<b>Monday, Oct. 23</b>	Miami at New York Jets (night, ABC)
<b>Sunday, Oct. 29</b>	Jacksonville at Dallas (day, CBS) Oakland at San Diego (night, ESPN)
<b>Monday, Oct. 30</b>	Tennessee at Washington (night, ABC)
<b>Sunday, Nov. 5</b>	Denver at New York Jets (day, CBS) Carolina at St. Louis (night, ESPN)
<b>Monday, Nov. 6</b>	Minnesota at Green Bay (night, ABC)
<b>Sunday, Nov. 12</b>	Green Bay at Tampa Bay (day, FOX) New York Jets at Indianapolis (night, ESPN)
<b>Monday, Nov. 13</b>	Oakland at Denver (night, ABC)
<b>Sunday, Nov. 19</b>	Dallas at Baltimore (day, FOX) Jacksonville at Pittsburgh (night, ESPN)
<b>Monday, Nov. 20</b>	Washington at St. Louis (night, ABC)
<b>Thursday, Nov. 23</b>	New England at Detroit (day, CBS) Minnesota at Dallas (day, FOX)
<b>Sunday, Nov. 26</b>	Tennessee at Jacksonville (day, CBS) New York Giants at Arizona (night, ESPN)
<b>Monday, Nov. 27</b>	Green Bay at Carolina (night, ABC)
<b>Thursday, Nov. 30</b>	Detroit at Minnesota (night, ESPN)
<b>Sunday, Dec. 3</b>	Indianapolis at New York Jets (day, CBS)
<b>Sunday, Dec. 3</b>	Green Bay at Chicago (night, ESPN)
<b>Monday, Dec. 4</b>	Kansas City at New England (night, ABC)
<b>Sunday, Dec. 10</b>	Washington at Dallas (day, FOX) New York Jets at Oakland (night, ESPN)
<b>Monday, Dec. 11</b>	Buffalo at Indianapolis (night, ABC)
<b>Saturday, Dec 16</b>	Washington at Pittsburgh (day, FOX) Oakland at Seattle (day, CBS)
<b>Sunday, Dec. 17</b>	Indianapolis at Miami (day, CBS) New York Giants at Dallas (night, ESPN)
<b>Monday, Dec. 18</b>	St. Louis at Tampa Bay (night, ABC)
<b>Saturday, Dec 23</b>	Jacksonville at New York Giants (day CBS) San Francisco at Denver (day, FOX) Buffalo at Seattle (night, ESPN)
<b>Sunday, Dec. 24</b>	Minnesota at Indianapolis (day, FOX)
<b>Monday, Dec. 25</b>	Dallas at Tennessee (night, ABC)



## COLLECTIVE BARGAINING AGREEMENT TERMS

### ACCRUED SEASON

A player receives one accrued season when he is on full pay status for a total of six or more regular season games. This does not include players placed on the Exempt Commissioner Permission List, the Reserve PUP List as a result of a non-football injury, or the practice squad.

### RESTRICTED FREE AGENT

Any veteran player with less than four accrued seasons in a Capped Year is considered a restricted free agent at the expiration of his Player Contract. Any such player is free to negotiate and sign with any team, but is restricted under the terms of the Collective Bargaining Agreement. In order to receive right of first refusal and/or draft choice compensation the prior club must tender the player a qualifying offer on or before the first date of the restricted free agent signing period.

### UNRESTRICTED FREE AGENT

Any player with four or more accrued seasons in a Capped Year becomes an unrestricted free agent at the expiration of his Player Contract. Any such player is completely free to negotiate and sign a Player Contract with any team.

### EXCLUSIVE RIGHTS FREE AGENT

Any player with less than three accrued seasons in a Capped Year whose contract has expired may negotiate or sign a Player Contract only with his prior club, if his prior club tenders the player at least a one-year contract at or above the minimum salary applicable to that player. If the prior club does not make or withdraws the required tender by that date, the player is free to negotiate and sign a contract with any club.

### FRANCHISE PLAYER

Each team is permitted to designate one of its players, who would otherwise be an unrestricted free agent, as a franchise player. The designation restricts the player from negotiating or signing a contract with another club. The designation will remain with that player for the duration of the contract signed. It may be removed by the club at the conclusion of the contract. Franchise players are guaranteed at least a one-year NFL Player Contract for the average of the five largest prior year salaries for players at the position the designated player played the most games the prior league year, or 120% of his prior year salary, whichever is greater.

### TRANSITION PLAYER

Each team is permitted to designate one of its players, who would otherwise be an unrestricted free agent, as a transition player. The player is free to negotiate and sign a player contract with any club, but the designation gives the prior club right of first refusal on any contract the player signs. Transition players are guaranteed at least a one-year NFL Player Contract for the average of the 10 largest prior year salaries for players at the position the designated player played the most games the prior league year, or 120% of his prior year salary, whichever is greater.

### OFFER SHEET

When a restricted free agent receives and agrees to an offer to sign a Player Contract from another NFL club, the player must submit a certificate which contains the principal terms of the contract (offer sheet) to the prior team. The prior club has seven days from the time it receives the offer sheet to exercise or not exercise its right of first refusal.

### PHYSICALLY UNABLE TO PERFORM (PUP)

Players placed on Reserve/Physically Unable to Perform may attend team meetings, but are ineligible for all games and all practice sessions. Players on the PUP list are allowed to begin practicing with the team after the conclusion of the sixth regular season weekend and continuing after the conclusion of the ninth regular season weekend. The practice period is not to exceed 21 days. Any time during that 21-day period, teams are allowed to restore the player to the Reserve/PUP list or to the active roster.

**MINI CAMPS**

Each team is allowed to hold one mandatory mini camp for veteran players. If a team hires a new head coach it is allowed to hold two additional voluntary mini camps for veteran players. There is no limitation on the number of mini camps a club may hold for rookie players. Each mini camp can be three days in length and no pads, excluding helmets, are allowed.

**TRAINING CAMP**


No veteran player, other than quarterbacks and injured players, will be required to report to a team's official training camp earlier than 15 days prior to the first scheduled preseason game or July 15, whichever is later. The July 15 date does not apply to teams participating in the Hall of Fame Game or any American Bowl game.

**ACTIVE LIST**

Each club is allowed to carry no more than 53 players on its active roster during the season. For each regular season game, the active list limit is 45 players per team. If a team carries the full squad limit of 53 players, it has to place eight players on the inactive list prior to each game.

**PRACTICE SQUAD**

Each team is allowed to establish a practice squad of no more than five players on the Monday after the final roster cutdown. Players who have served more than one season on the practice squad or have one accrued season of free agent credit are not eligible for the practice squad. A player who gained his one season of accrued free agent credit while being on the Reserve/Injured or Reserve/PUP list for an entire season is eligible for the practice squad.





## MEDIA SERVICES

**Interview Requests:** All interview requests for 49ers players, coaches or members of the administration should be made through the 49ers public relations department. Head coach Steve Mariucci will hold his weekly press luncheon during the season, Monday at noon. He will be available to the media after practice Wednesday, Thursday and Friday, and following each game throughout the season. The locker room will be open for player interviews Wednesday and Thursday from 12:30-1:00, and after practice Monday, Friday and Saturday.

**Credential Requests:** All home game credential requests must be submitted in writing on letterhead to Kirk Reynolds or Darla Maeda no later than Tuesday before the requested game. Media members applying for credentials must call the 49ers public relations department beginning Thursday after 10:00 a.m. to verify approval. Credentials will be left at Press Will Call Gate A on game day, unless other arrangements are made.

**Practice Policy:** 49ers practices are open to local media only. Visiting and national media will not be permitted to attend practice. Photographers will be allowed to shoot up to and including stretching exercises.

**Key Phone Numbers:** 49ers Public Relations Department - (408) 562-4933  
49ers Public Relations Fax - (408) 727-2760

## TRAINING CAMP

The University of the Pacific became the seventh summer training camp home for the San Francisco 49ers in 1998. Located on 175 acres next to the Calaveras River in Stockton, CA, the campus provides players and coaches all the necessary elements to prepare for the upcoming season.

**Location:** University of the Pacific  
3601 Pacific Avenue  
Stockton, CA 95211

**Camp Dates:** July 15 through August 17


**Reporting Dates:** Rookies, free agents, and selected veterans report July 15.  
Veterans report July 18.

**Camp Facts:** The San Francisco 49ers will open training camp when rookies and selected veterans report to Stockton, CA Saturday, July 15, 2000. The 49ers spent 17 years (1981-97) at Sierra College in Rocklin, CA before making the move to the University of the Pacific last year. The 17-year Rocklin stint tops the 13-year stay (1955-67) at St. Mary's College in Moraga, CA as the longest training camp visit in team history. San Francisco has trained at Menlo College (1946-54), UC Santa Barbara (1968-75), San Jose State (1976-78) and Santa Clara (1979-80).

**UOP Facts:** Founded in 1851 as the first chartered university in California, the University of the Pacific is comprised of 11 schools and colleges on three campuses. Two specialty schools, UOP's School of Dentistry in San Francisco and the McGeorge School of Law in Sacramento, complement the main campus in Stockton. Pacific provides its 6,000 students 80 major fields to choose from and an average class size of under 30. The main campus features the central liberal arts division, schools of music, engineering, education, pharmacy, business and public administration, international studies, a graduate school and University College, which is designed specifically for adult re-entry students.

**Stockton Facts:** The Stockton metropolitan area has a population of over 230,000. It is surrounded by over 1,000 miles of waterways, making it the largest inland seaport in California.

**Web Site:** [www.sf49erscamp.com](http://www.sf49erscamp.com)



## COMMUNITY OUTREACH

TM © 1993 SF 49ers



For information contact:  
San Francisco 49ers Foundation  
4949 Centennial Blvd., Santa Clara, CA 95054  
(408) 562-4949



© 2000 adidas America, Inc. The Three Stripes is a registered trademark of adidas.

WE MAKE **110%**

MATHEMATICALLY POSSIBLE.



# San Francisco 49ers Media Guide

EVALUATE

PRESCRIBE

IMPLEMENT

RECOVER

COMMIT



Want to give more during the game? You can find more power, speed and agility at [TrainingforSport.com](http://TrainingforSport.com). A personalized set of drills based upon your current athletic ability can be your on-field advantage. It's simple math.



TRAININGFORSPORT.COM