



San Francisco 49ers Media Guide



*MEDIA GUIDE
2001*



SAN FRANCISCO 49ers





2001 Preseason Schedule

| Date | Opponent | Local Time | (Pacific) | Network |
|---------------------|-------------|------------|-------------|---------|
| Saturday, August 11 | @ San Diego | 7:30 p.m. | | KPIX |
| Sunday, August 19 | vs. Oakland | 4:00 p.m. | | KPIX |
| Saturday, August 25 | vs. Seattle | 6:00 p.m. | | KPIX |
| Friday, August 31 | @ Denver | 7:00 p.m. | (6:00 p.m.) | KPIX |

2001 Regular Season Schedule

| Date | Opponent | Local Time | (Pacific) | Network |
|-----------------------|------------------|------------|--------------|---------|
| Sunday, September 9 | vs. Atlanta | 1:15 p.m. | | FOX |
| Sunday, September 16 | @ New Orleans | 12:00 p.m. | (10:00 a.m.) | FOX |
| Sunday, September 23 | vs. St. Louis | 1:15 p.m. | | FOX |
| Monday, October 1 | @ New York Jets | 9:00 p.m. | (6:00 p.m.) | ABC |
| Sunday, October 7 | vs. Carolina | 5:30 p.m. | | ESPN |
| Sunday, October 14 | @ Atlanta | 1:00 p.m. | (10:00 a.m.) | FOX |
| Sunday, October 21 | BYE | | | |
| Sunday, October 28 | @ Chicago | 12:00 p.m. | (10:00 a.m.) | FOX |
| Sunday, November 4 | vs. Detroit | 1:05 p.m. | | FOX |
| Sunday, November 11 | vs. New Orleans | 1:15 p.m. | | FOX |
| Sunday, November 18 | @ Carolina | 1:00 p.m. | (10:00 a.m.) | FOX |
| Sunday, November 25 | @ Indianapolis | 1:00 p.m. | (10:00 a.m.) | FOX |
| Sunday, December 2 | vs. Buffalo | 5:30 p.m. | | ESPN |
| Sunday, December 9 | @ St. Louis | 12:00 p.m. | (10:00 a.m.) | FOX |
| Sunday, December 16 | vs. Miami | 1:05 p.m. | | CBS |
| Saturday, December 22 | vs. Philadelphia | 5:00 p.m. | (2:00 p.m.) | FOX |
| Sunday, December 30 | @ Dallas | 12:00 p.m. | (10:00 a.m.) | FOX |

2001 SAN FRANCISCO 49ERS MEDIA GUIDE

CREDITS

| | |
|------------------------------|--|
| Executive Editor | Cindy Jensen |
| Photo Editor | Kristin Johnson |
| Editorial Assistance | Darla Maeda, Quinn Moran, Kirk Reynolds, Donn Sinn, Chad Steele, Elias Sports Bureau, Jeff Bayer |
| Photography | Jeff Bayer, Bill Fox, Terrell Lloyd, Mickey Pflieger, Michael Zagaris, NFL Properties Photo Library |
| Composition and Layout | Brenda Breyley |
| Cover Design | Gordon/Sterling, Santa Barbara, CA |
| Printing | The Herald Printing Co., New Washington, OH |

ON THE COVER: 49ers offensive lineman Ray Brown, who has played at Pro Bowl levels, enters his 16th NFL season, while a young, aggressive defense has shown opposing ball carriers it isn't afraid to bring the heat. (Photos courtesy of Michael Zagaris and Mickey Pflieger.)




More publications available at:

www.retroseasons.com/library/



In Memoriam



Leo Nomellini

June 19, 1924 - October 17, 2000

Defensive/Offensive Tackle (1950-63)

Hall of Fame Inductee 1969



TERRY DONAHUE

College Football Hall of Fame Class of 2000

When Dick Vermeil left UCLA to become the head coach of the Philadelphia Eagles in 1976, the Bruins hired a 31-year old former walk-on defensive tackle to replace the energetic Vermeil as their new head coach.



All Terry Donahue did was become the winningest coach in UCLA and Pac-10 history. During his 20-year tenure he went 151-74-8 overall and 98-51-5 in conference play. His teams went 8-4-1 in bowl games and claimed three Rose Bowl championships. He is one of only two coaches in college football history (Bobby Bowden) to win eight consecutive bowl games. He coached 34 first team All-Americans and more than 100 of his players were selected in the NFL draft.

Add up all the accomplishments and it's no wonder Donahue was inducted into the College Football Hall of Fame last year. The Southern California native was a member of the Class of 2000 that included Marcus Allen, Dan Dierdorf, Michael Haynes and John Elway, among others.



CONTENTS

| | |
|--|----------------|
| Leo Nomellini Tribute..... | 1 |
| Terry Donahue College Football Hall of Fame..... | 2 |
| 49ers Staff Directory..... | 4 |
| 49ERS ORGANIZATION..... | 5-40 |
| Denise DeBartolo York..... | 6-7 |
| Administration..... | 8-15 |
| DeBartolo Sports Centre..... | 16 |
| Head Coach Steve Mariucci..... | 18-20 |
| Coaching Staff..... | 21-29 |
| Personnel and Scouting..... | 30-32 |
| Support Staff..... | 33-34 |
| Administration/Front Office Staff..... | 35-36 |
| 49ers Foundation..... | 37-39 |
| PLAYER PROFILES..... | 41-148 |
| Veterans..... | 42-124 |
| Veteran Free Agents..... | 125-129 |
| Drafted Rookies..... | 130-135 |
| Rookie Free Agents..... | 136-143 |
| Numerical Roster..... | 144-145 |
| Alphabetical Roster..... | 146-147 |
| 2000 IN REVIEW..... | 149-186 |
| Preseason Statistics..... | 150-151 |
| Regular Season Statistics..... | 152-153 |
| Player Participation Chart..... | 154 |
| Game-by-Game Statistics..... | 155 |
| Season Highs & Lows..... | 156-157 |
| Takeaways/Giveaways..... | 158 |
| Inside the 20..... | 159 |
| Superlatives..... | 160-161 |
| Game Summaries..... | 162-180 |
| 49ers Ranked in 2000..... | 181 |
| 2000 Team Rankings..... | 182 |
| 2000 Award Winning 49ers..... | 183-185 |
| 49ERS RECORDS..... | 187-262 |
| Individual Records..... | 188-194 |
| Team Records..... | 195-205 |
| Opponents Records..... | 206 |
| 49ers Career Leaders..... | 207-208 |
| 49ers Yearly Leaders..... | 209-217 |
| Home/Away Records..... | 218 |
| 49ers NFL Leaders..... | 219 |
| 49ers Big Days/Long Plays..... | 220-222 |
| Rookie Season Records..... | 223 |
| Rookie Single Game Records..... | 224 |
| The Last Time..... | 225-226 |
| Career 100/300 Games..... | 227 |
| All-Time 1,000 Yard Season..... | 228 |
| Postseason..... | 229-262 |
| 49ERS HISTORY..... | 263-416 |
| Team vs. Team Results..... | 264-270 |
| Yearly Results..... | 272-280 |
| Preseason Results..... | 281-283 |
| Playoff History..... | 284-285 |
| Offensive & Defensive Ranking..... | 285 |
| Historical Highlights..... | 286-294 |
| 49ers Year-by-Year Statistics..... | 295-345 |
| All-Time Coaches..... | 346-347 |
| All-Time Roster..... | 348-354 |
| All-Time Numerical Roster..... | 355-364 |
| Draft History..... | 365-376 |
| Trade History..... | 377-381 |
| 49ers Free Agency..... | 382-383 |
| Pro Bowl 49ers..... | 384-385 |
| All-Pro 49ers..... | 386-389 |
| All Madden..... | 390 |
| NFL Award Winners..... | 391-392 |
| 49ers Hall of Fame..... | 393-395 |
| Retired Jersey Numbers..... | 396 |
| Winning Tradition..... | 397 |
| 49ers Starters..... | 398-407 |
| Overtime Games..... | 408-413 |
| 49ers Primetime..... | 414-415 |
| THE RED ZONE..... | 417-442 |
| What to Look For in 2001..... | 418-419 |
| 49ers Stadiums..... | 420-423 |
| Fingertip Information..... | 422 |
| Radio Network..... | 424 |
| Medical Glossary..... | 425-429 |
| NFC Schedule..... | 430-432 |
| AFC Schedule..... | 433-435 |
| National Football League Schedule..... | 436-438 |
| National Television Games..... | 439 |
| CBA Terms..... | 440-441 |
| Media Services..... | 442 |
| Training Camp..... | 442 |

INDEX

| | |
|--|---------|
| 2000 Award Winning 49ers..... | 183-185 |
| 2000 In Review..... | 149-186 |
| 2000 Team Rankings..... | 182 |
| 49ers Big Days/Long Plays..... | 220-222 |
| 49ers Career Leaders..... | 207-208 |
| 49ers Foundation..... | 36-38 |
| 49ers Free Agency..... | 382-383 |
| 49ers Hall of Fame..... | 393-395 |
| 49ers History..... | 263-416 |
| 49ers NFL Leaders..... | 219 |
| 49ers Organization..... | 5-40 |
| 49ers Primetime..... | 414-415 |
| 49ers Ranked in 2000..... | 181 |
| 49ers Records..... | 187-262 |
| 49ers Stadiums..... | 420-423 |
| 49ers Staff Directory..... | 4 |
| 49ers Starters..... | 398-407 |
| 49ers Year-by-Year Statistics..... | 295-345 |
| 49ers Yearly Leaders..... | 209-217 |
| Administration..... | 8-15 |
| Administration/Front Office Staff..... | 35-36 |
| AFC Schedule..... | 433-435 |
| All Madden..... | 390 |
| All-Pro 49ers..... | 386-389 |
| All-Time 1,000 Yard Season..... | 228 |
| All-Time Coaches..... | 346-347 |
| All-Time Numerical Roster..... | 355-364 |
| All-Time Roster..... | 348-354 |
| Alphabetical Roster..... | 146-147 |
| Career 100/300 Games..... | 227 |
| CBA Terms..... | 440-441 |
| Coaching Staff..... | 21-29 |
| DeBartolo Sports Centre..... | 16 |
| DeBartolo York, Denise..... | 6-7 |
| Draft History..... | 365-376 |
| Drafted Rookies..... | 130-135 |
| Fingertip Information..... | 422 |
| Game-by-Game Statistics..... | 155 |
| Game Summaries..... | 162-180 |
| Historical Highlights..... | 286-294 |
| Home/Away Records..... | 218 |
| Individual Records..... | 188-194 |
| Inside the 20..... | 159 |
| Last Time (The)..... | 225-226 |
| Leo Nomellini Tribute..... | 1 |
| Mariucci, Steve (Head Coach)..... | 18-20 |
| Media Services..... | 442 |
| Medical Glossary..... | 425-429 |
| National Football League Schedule..... | 436-438 |
| National Television Games..... | 439 |
| NFC Schedule..... | 430-432 |
| NFL Award Winners..... | 391-392 |
| Numerical Roster..... | 144-145 |
| Offense & Defense Ranking..... | 285 |
| Opponents Records..... | 206 |
| Overtime Games..... | 408-413 |
| Personnel and Scouting..... | 30-32 |
| Player Participation Chart..... | 154 |
| Player Profiles..... | 41-148 |
| Playoff History..... | 284-285 |
| Postseason..... | 229-262 |
| Preseason Results..... | 281-283 |
| Preseason Statistics..... | 150-151 |
| Pro Bowl 49ers..... | 384-385 |
| Radio Network..... | 424 |
| Red Zone (The)..... | 417-442 |
| Regular Season Statistics..... | 152-153 |
| Retired Jersey Numbers..... | 396 |
| Rookie Free Agents..... | 136-143 |
| Rookie Season Records..... | 223 |
| Rookie Single Game Records..... | 224 |
| Season Highs & Lows..... | 156-157 |
| Superlatives..... | 160-161 |
| Support Staff..... | 33-34 |
| Takeaway/Giveaways..... | 158 |
| Team Records..... | 195-205 |
| Team vs. Team Results..... | 264-270 |
| Terry Donahue College Football Hall of Fame..... | 2 |
| Trade History..... | 377-381 |
| Training Camp..... | 442 |
| Veteran Free Agents..... | 125-129 |
| Veterans..... | 42-124 |
| What to Look For in 2001..... | 418-419 |
| Winning Tradition..... | 397 |
| Yearly Results..... | 272-280 |



OFFICE ADDRESS

4949 Centennial Boulevard
 Santa Clara, CA 95054-1229
 408/562-4949

TICKET/SUITES OFFICES

3Com Park
 Room 398
 San Francisco, CA 94124
 415/656-4900 (tickets)
 415/656-4949 (suites)

49ers on the internet: <http://www.sf49ers.com>

NFL on the internet: <http://www.nfl.com>

San Francisco 49ers Directory

Ownership

DeBartolo Corporation.....Owner
 Denise DeBartolo York.....Owner
 Franklin Mieuli.....Limited Partner
 Richard Morabito.....Limited Partner

Management

John York.....Director/Owner's Representative
 Peter Harris.....President/CEO
 Terry Donahue.....General Manager
 Les Schmidt.....Chief Operating Officer/CFO
 John McVay.....VP/Director of Football Operations
 David Goldman.....VP/Business Development
 Ed Goines.....VP/Business Affairs and General Counsel
 Bill McPherson.....Director of Pro Personnel
 Bill Walsh.....Consultant

Administration

Lynn Carrozzi.....Ticket Manager
 Dominic Corsell.....Football Operations/Salary Cap Coordinator
 Fred Fornosa.....Director of Security
 Murlan "Mo" Fowell.....Director of Stadium Operations
 Mark Foxton.....Director of Corporate Partnerships
 Richard Genoff.....Sports Turf Manager/Head Groundskeeper
 Fred Gualco.....Security Coordinator
 Steve Heathcote.....Director of Marketing and Business Development
 Alex Ignacio.....Director of Information Technology
 Rodney Knox.....Senior Director of Communications
 Kevin Lartigue.....Equipment Manager
 Anthony Lozano.....Facilities Manager
 Dave Rahn.....Director of Team Services
 Kirk Reynolds.....Director of Public Relations
 Keena Turner.....Player Development Director
 Debye Whelchel.....Controller
 Robert Yanagi.....Video Operations Director

Coaching Staff

Steve Mariucci.....Head Coach
 Jerry Ataway.....Physical Development Coordinator
 Tom Batta.....Tight Ends
 Chris Beake.....Defensive Assistant
 Dwaine Board.....Defensive Line
 Bruce DeHaven.....Special Teams
 Terrell Jones.....Strength Development Coordinator
 Greg Knapp.....Offensive Coordinator
 Brett Maxie.....Defensive Backs
 Jim Mora.....Defensive Coordinator
 Patrick Morris.....Offensive Line
 Greg Olson.....Quarterbacks
 Dan Quinn.....Defensive Quality Control
 Tom Rathman.....Running Backs
 Richard Smith.....Linebackers
 George Stewart.....Wide Receivers
 Andy Sugarman.....Offensive Assistant
 Jason Tarver.....Offensive Quality Control

Personnel and Scouting

Jim Abrams.....College
 John Brunner.....College
 Todd Brunner.....College
 Drew Casani.....Player Personnel Assistant
 Brian Gardner.....College
 Jim Gruden.....College

Oscar Lofton.....College
 Bill Rees.....College and Pro
 Ted Staryk.....Player Personnel Assistant
 Terry Tuney.....Player Personnel Assistant
 Mike Williams.....Player Personnel Assistant
 Jim Zeches.....College and Pro

Medical Staff

Lindsay McLean.....Head Athletic Trainer
 Todd Lazenby.....Assistant Athletic Trainer
 Jeff Tanaka.....Assistant Athletic Trainer
 Michael Dillingham, M.D.....Physician
 James B. Klint, M.D.....Physician
 Robert Bonahoom, DDS.....Dentist

Front Office Staff

Stephanie Alvarez.....Executive Assistant/President
 Donna Barnes.....Ticket Office/Stadium Operations
 Dawn Beres.....Executive Assistant/Coaches
 Kirk Berridge.....Manager of Corporate Partnerships
 Gary Burcham.....Maintenance Assistant/Stadium Operations
 Salvatore Calone.....Stadium Operations
 Esther Chi.....Accountant
 Angela Christiansen.....Executive Assistant/General Manager
 Holly Dillenburg.....Office Administrator
 Harry Edwards, Ph.D.....Special Consultant
 Sally Fenster.....Payroll Specialist
 Sandy Fontana.....Business Operations
 Bernadette Garcia.....Stadium Operations
 Kristina Hartman.....Junior Account Executive
 Tom Hastings.....Manager of Internet Services
 Nikki Hawkins.....Sales and Marketing Manager
 Hilary Heuermann.....Executive Assistant/Football Operations
 Cindy Jensen.....Public & Community Relations Coordinator
 Kristin Johnson.....Public Relations Coordinator
 Darla Maeda.....Community Relations Manager
 Gilbert Martinez.....Systems Administrator
 Guy McIntyre.....Alumni Coordinator
 Willie McNeil.....Security
 Jim Mercurio.....Asst. Director Stadium Operations
 Dario Montenegro.....Security
 Carri Parham.....Office Assistant
 Nick Pettit.....Assistant Equipment Manager
 Judy Pitts.....Accounts Payable
 Michele Quattrin.....Executive Assistant/Head Coach
 Amber Reed.....Account Executive
 Rene Sanchez.....Housekeeping
 Eduardo Sandoval.....Housekeeping
 Miguel Sandoval.....Housekeeping
 Raul Sandoval.....Maintenance
 Jesse Sapolu.....Alumni Coordinator
 Donn Sinn.....Historian
 Chad Steele.....Media Relations Coordinator
 Gail Tobriner.....Assistant Ticket Manager
 Steve Urbaniak.....Assistant Equipment Manager
 Jimmy Vaughn.....Security
 José Vasquez.....Housekeeping
 Jane Walsh.....Executive Assistant
 Eric Wright.....Alumni Coordinator
 Jim Wyatt.....Stadium Operations Controller
 Keith Yanagi.....Video Operations Assistant
 Michael Zagaris.....Team Photographer



ORGANIZATION



Denise DeBartolo York

OWNER



With more than 25 years experience in the field of sports management and real estate development and operations, Denise DeBartolo York serves as chairman of The DeBartolo Corporation and oversees the Corporation's portfolio, including the five-time world champion San Francisco 49ers. Headed by Denise, the corporation is ranked in the top 50 of this year's *Working Woman* Top 500 Woman-Owned businesses in the country.

DeBartolo York, who previously served as Executive Vice President of Personnel and Corporate Marketing/Communications for The Edward J. DeBartolo Corporation (EJDC), was instrumental in the development of the corporation's employee programs and communications tools. Based on her accomplishments, she was elevated to the position of Vice Chairman in April 1994. After the death of her father, Edward J. DeBartolo in December 1994, DeBartolo York was named Chairman. In February 2001, the assets of her father's estate, including EJDC, were equally distributed between Denise and her brother, Edward Jr., with Denise retaining ownership of the San Francisco 49ers, among other resources and properties.

When the Corporation owned the Pittsburgh Penguins of the National Hockey League (1981-91), Denise was one of only a few female executives in the league. She was team President when the Penguins won their first Stanley Cup title in 1991. During three seasons as Pittsburgh's President, DeBartolo York helped the Penguins post a 113-106-21 record and qualify for the Stanley Cup playoffs twice. She also was instrumental in allowing the city of Pittsburgh to host the NHL All-Star game for the first time ever, January 21, 1990. Denise and her father have been widely recognized as the individuals who saved hockey in the tri-state area by establishing a championship caliber organization and drafting star players like Mario Lemieux (1984) and Jaromir Jagr (1990).

In addition to her business responsibilities, DeBartolo York gives generously of her resources and time to numerous charitable and community organizations, including the recent contribution of \$500,000 to the women's athletic programs at Youngstown State University and the development of the DeBartolo Stadium Club, also at YSU. Just this year, she made a significant contribution of \$1 million to St. Mary's College for building construction and renovations. As a member of Ursuline Sisters Financial Advisory Board, DeBartolo York assisted them in developing and implementing a massive fundraising drive in 1991 for the construction of a new preschool, kindergarten and adult education center. In 2001, Denise has once again taken the lead in a second fundraising effort for assembly of an additional school building for inner-city children, by providing leadership and several million dollars of financial assistance.

Along with her husband, John York, and the San Francisco 49ers, DeBartolo York was of paramount importance with the Mills Corporation and YMCA being awarded the "Pier 27 to 31" project in San Francisco, bringing affordable recreational activities on the waterfront



for citizens of all ages in the Bay Area. She also has given substantial financial support to many youth organizations in San Francisco, including a \$300,000 donation to the Police Athletic League's youth center at Hunter's Point.

She supports the Marie Denise DeBartolo York and the Denise & John York Foundations' intent to utilize grant funds to provide help for the poor, the underprivileged and the needs of children. Additionally, she is committed to the efforts of the 49ers Foundation, helping hundreds of organizations and awarding well over \$1 million of financial support to Bay Area agencies.

Continuing her father's tradition of a strong belief in education, Denise has awarded over \$150,000 in scholarships to high school seniors in the Mahoning Valley (OH), through the Edward J. DeBartolo Memorial Scholarship Foundation, which was established upon his death in 1994. Additionally, she is the campaign chairman and major donor for the Youngstown Diocese Catholic Education scholarship league, and chairman of "Operation Education," a fundraising effort by Youngstown's Catholic High Schools. Through her generosity and commitment, she was financially responsible for the Chapel at Cardinal Mooney (OH) High School, among other structures and renovations.

In 1991, she served as the chairperson for MADD's (Mothers Against Drunk Driving) Project Red Ribbon Campaign and is currently involved with the efforts of the National Center for Missing and Exploited Children. She was recognized for the contribution of three additional classrooms and library to St. Charles Elementary School in Boardman, Ohio. As a major contributor, she is responsible, among other projects, for the new concourse at Fellows Riverside Gardens in Mill Creek Park, located in Youngstown. In keeping with her tradition of commitment and kindness to children, she has made generous donations to Todd Children's Hospital, also in Youngstown.

DeBartolo York began her career with The DeBartolo Corporation after graduating from St. Mary's College at Notre Dame. She and her husband, John York, are the parents of two sons and twin daughters.

NOW THAT'S A STREAK!

The 49ers closed the 2000 regular season having scored in 403 consecutive games, including the postseason. The streak is by far the longest in NFL history. Dallas scored in 248 consecutive games from 1970-85 to rank second. Cleveland had a 274 game scoring streak from 1950-71 but that did not include postseason games. The second longest current streak is 162 consecutive games by both Minnesota and Green Bay.

SCORING STREAKS

(includes postseason)

| | | |
|----|----------------------------|-----|
| 1. | San Francisco (1977-curr.) | 403 |
| 2. | Dallas (1970-85) | 284 |
| 3. | Oakland (1966-81) | 241 |
| 4. | New Orleans (1983-97) | 220 |
| 5. | Kansas City (1963-76) | 186 |



John York

DIRECTOR/OWNER'S REPRESENTATIVE



As Director/Owner's Representative of the San Francisco 49ers, the DeBartolo Corporation's largest asset, John York is the fundamental source providing oversight on the company's home office in Youngstown, Ohio and the 49ers in San Francisco. He has been instrumental with the rebuilding of the 49ers and putting a senior management team in place to run the operations of the franchise on a day-to-day basis.

Since stepping into a leadership role with the 49ers in 1998, York has had to handle a variety of issues to clearly define the vision and direction of the organization. He joined forces with Bill Walsh, John McVay, Terry Donahue and Steve Mariucci to guide the team through a difficult salary cap crisis. He also is credited with forming a dynamic management team headed by Peter Harris, a highly successful business leader, as team President/CEO.

Aside from his duties with the 49ers, York doubles as the President of the DeBartolo Corporation, where he oversees the day-to-day operations of the corporation's portfolio. A member of the Board of Directors, York is essential in steering the DeBartolo Corporation's other business responsibilities while maintaining interests in several other ventures, including an investment firm based in Youngstown, OH, and a software systems organization in Nashville, TN.

York, a successful entrepreneur with a multi-faceted business background, has a proven record for developing turnkey operations. In 1982, he founded DeYor Laboratories in Youngstown, OH. From three employees, York molded a 500-person operation with facilities in three states. With revenues between \$25 and \$30 million annually, his business was considered among the largest in the Midwest. DeYor Laboratories was sold to Corning, Inc. in 1993.

Bringing this expertise to the DeBartolo Corporation, York assumed the position of Senior Vice President/Director of Racing Operations in December 1994. York successfully instituted programs designed to streamline operations and enhance the overall value of the racing portfolio. He developed the inaugural DeBartolo Racing Challenge in 1997, tying together the Derbies at Thistledown, Remington Park and Louisiana Downs for three-year olds. The single winner of the three DeBartolo races collected a \$1 million bonus. Thistledown in Cleveland, OH, and Remington Park in Oklahoma City, OK, were sold to Magna International, Inc., in 1999. Seeing the value in the DeBartolo Challenge, Magna has continued this tradition and invited York to sit on their Board of Directors. Since 1995, York has been a director of Equibase, providing statistical racing information to the industry and patrons.

In addition to his business acumen, York is noted for his generous support of youth activities and education. Through contributions of time and resources, he has actively participated in many worthwhile community organizations. Just this year, a \$500,000 contribution was made to the Youngstown State University women's athletic programs. He serves on the Science Advisory Council at the University of Notre Dame and also was selected to be a member of Youngstown State University's Search Committee for a new athletic director.

York also has given substantial financial support to many youth organizations in the San Francisco Bay Area, including a \$300,000 donation to the Police Athletic League's youth center at Hunter's Point. He, along with his wife, Denise, and the San Francisco 49ers, was instrumental with the Mills Corporation and YMCA being awarded the "Pier 27 to 31" project, bringing affordable recreational activities on the waterfront for San Franciscans of all ages. Also in San Francisco, he is a member of the Board of Directors for the Committee On Jobs, a coalition of the city's largest private employers who work together to promote good public policy.

York currently holds the position of Vice President for the Boardman Community Baseball Association, an area baseball league for children ages five through 18. He was instrumental in the construction of "Fields of Dreams," a local baseball complex comprised of 20 baseball fields, and has participated in local youth basketball programs as a coach and organizer.

Supporting local education, York was recognized in 1996 for his generosity and guidance in the renovation of the library at St. Charles Elementary School, as well as the addition of three new classrooms in 1997. In the spring of 1999, York donated a new math and science building at his alma mater, Little Rock Catholic High School, which celebrated a grand opening this year. Also this year, he sponsored the medical ethics symposium during the Third National Undergraduate Bioethics Conference at the University of Notre Dame.

A native of Muskogee, OK, York graduated magna cum laude from the University of Notre Dame in 1971. After receiving his doctorate from Stritch School of Medicine at Loyola University in 1975, York underwent seven years of post-doctorate training at such prominent universities as Loyola of Chicago and Vanderbilt. An accomplished writer and lecturer, York has numerous presentations to his credit. He also belongs to several professional societies, including the American Society of Clinical Pathology, International Academy of Pathology and the American Medical Association.

York and his wife, Denise DeBartolo York, have four children.



Peter Harris

PRESIDENT/CEO



Peter L. Harris, an accomplished businessman and Bay Area resident, was named President and CEO of the San Francisco 49ers July 12, 2000. He is the eighth President in team history.

Harris came to the 49ers with a reputation as a successful business leader, developed over 20 years as a CEO. He is considered one of the creators of what is known today as "entertainment retailing," creating interactive and entertaining experiences for customers while they shop.

He began his career in Southern California at Gemco Department Stores, a subsidiary of Lucky Stores. He spent 18 years with the company, rising to CEO at the age of 36. Gemco grew to \$2.2 billion in sales with 18,000 employees during his leadership.

Harris is best known as the CEO of FAO Schwarz in New York. He and an investor partner purchased FAO Schwarz in 1985 when the company was floundering. With a focus on the customer and the creation of an interactive retail shopping experience, the beloved toy store chain moved back to the position it holds today as the world's preeminent retailer of fine toys and gifts for children. The chain was sold in 1990 and Harris remained CEO until 1992.

After FAO Schwarz, he moved back to Northern California where he entered the Silicon Valley technology sphere and became CEO of Accolade, an entertainment software developer and publisher. He helped re-capitalize and re-position the company and built a new management team.

From 1995 until joining the 49ers, Harris served as CEO of The Picture People (formerly Expressly Portraits), headquartered in Foster City, CA. Their business concept creates children's and family portraits in a fun, friendly, interactive mall store environment. He built the company into a successful 300-store chain and sold the operation in 1999 to Hallmark, remaining as CEO until joining the 49ers.

Harris serves on the boards of many major public companies: The George Lucas Education Foundation, the San Francisco Chamber of Commerce and a private grammar school. He also is active in three non-profit children's wellness organizations. Most recently, he was appointed to the Board of Directors for the Bay Area Sports Organizing Committee, making him an active participant in San Francisco's bid for the 2012 Olympic Games.

A native of Stockton, CA, Harris was born December 17, 1943. The oldest of four siblings, he has two sisters and a brother, all of whom live in the Bay Area. Harris prepped at Lincoln High in Stockton, where he was a three-sport athlete in football, basketball and baseball. He earned all-city honors at center and linebacker as a junior and senior.

Harris played football and baseball at Whittier College, where he graduated with a degree in business administration in 1965. He and his wife Jan, have three boys, Michael, David and Richard.

49ERS PRESIDENTS

| | |
|--------------------------|---------------------|
| Anthony Morabito | 1946 |
| Allen Sorrell | 1947-48 |
| Louis Spadia | 1967-76 |
| Edward J. DeBartolo, Jr. | 1977-82 |
| Bill Walsh | 1983-87 |
| Edward J. DeBartolo, Jr. | 1988-90 |
| Carmen Policy | 1991-98 |
| Larry Thrailkill | 1998 |
| Peter Harris | 2000-current |



Terry Donahue

GENERAL MANAGER



Terry Donahue, in his third season with the 49ers, was named General Manager of the team May 2, 2001. His responsibilities will include coordinating all aspects of football operations, including personnel decisions, the college draft and training camp, as well as being instrumental in the daily management of the organization.

Donahue was hired by the 49ers in 1999 as Director of Player Personnel and was elevated to Assistant General Manager prior to the 2000 season. While being groomed by Bill Walsh to take over the General Manager post, Donahue's primary duties included managing the 49ers scouting and draft activities in addition to coordinating the team's pro personnel department.

Donahue joined the 49ers after spending three years (1996-98) as the lead college football analyst for CBS Sports. Prior to going into broadcasting, Donahue enjoyed a Hall of Fame coaching career at UCLA. He became the winningest coach in Pac-10 history, posting a 151-74-8 (.665) record during a 20-year (1976-95) head coaching career with the Bruins. He was inducted into the College Football Hall of Fame in 2000.

During his two-decade reign, Donahue built UCLA into one of the top programs in the country. The Bruins finished in the Top 20 12 times and cracked the Top 10 five times under Donahue's direction. He registered a 98-51-5 (.653) conference record and guided the Bruins to 13 bowl games, including four Rose Bowls, and five Pac-10 championships. The 98 wins are the most in conference history, and he posted a winning record against every Pac-10 opponent. Donahue had an 8-4-1 record in bowl games and is one of only two coaches in NCAA history to win eight consecutive bowl appearances. Bobby Bowden is the other.

He made six appearances in the Rose Bowl, including one as a player, one as an assistant coach and four as a head coach. He guided the Bruins to three Rose Bowl championships as a coach and was inducted into the Rose Bowl Hall of Fame in 1997.

UCLA produced 34 first-team All-Americans and had 14 players selected in the first round of the NFL draft during Donahue's tenure. He will be inducted into the UCLA Hall of Fame as a member of the Class of 2001.

The Southern California native went to UCLA as a walk-on and started two seasons (1965-66) at defensive tackle. After graduating in 1967, he became defensive line coach at Kansas before returning to UCLA as offensive line coach in 1971. At age 31 he assumed the head coaching position when Dick Vermeil resigned to coach the Philadelphia Eagles in 1976.

Donahue was a starting linebacker at Notre Dame High in Sherman Oaks, CA. After playing freshman football at San Jose State, he attended L.A. Valley College before enrolling at UCLA, where he earned a bachelor's degree in history in 1967. He later added a master's degree from UCLA in kinesiology in '77.

Terry was born (6-24-44) in Los Angeles, CA. He and his wife, Andrea, have three grown children: Nicole, Michele, and Jennifer; and one granddaughter. The Donahues live in Los Gatos, CA.

49ERS GENERAL MANAGERS

| | |
|-----------------|---------|
| John Blackinger | 1946-47 |
| Louis Spadia | 1948-66 |
| Jack White | 1967-71 |
| Louis Spadia | 1972-76 |
| Joe Thomas | 1977-78 |
| Bill Walsh | 1979-82 |
| John McVay | 1983-95 |
| Dwight Clark | 1996-98 |
| Bill Walsh | 1999-01 |
| Terry Donahue | 2001 |



UCLA BRUINS IN COLLEGE FOOTBALL HALL OF FAME

| NAME | YEARS | INDUCTED |
|------------------------|----------------|-------------|
| Kenneth Washington | 1937-39 | 1956 |
| Donn Moomaw | 1950-52 | 1973 |
| Tom Fears | 1942, 46-47 | 1976 |
| Albert Sparlis | 1942-45 | 1983 |
| Gary Beban | 1964-68 | 1988 |
| Kenny Easley | 1977-80 | 1991 |
| Jerry Robinson | 1975-78 | 1996 |
| *Henry Sanders | 1949-57 | 1996 |
| Bill Kilmer | 1958-61 | 1999 |
| *Tommy Prothro | 1965-70 | 1999 |
| * Terry Donahue | 1976-95 | 2000 |

*Indicates head coach

Les Schmidt

CHIEF OPERATING OFFICER/CHIEF FINANCIAL OFFICER



The 49ers landed one of the Silicon Valley's true business leaders when Les Schmidt was named Chief Operating Officer and Chief Financial Officer January 29, 2001. He brings more than 20 years of company building experience to an organization that is committed to leadership in a competitive business environment that is increasingly influenced by technology.

As COO, Schmidt will oversee the day-to-day business operation of the 49ers, which will include insurance, legal matters, stadium operations and ticketing, among others.

Schmidt has been instrumental in building several Bay Area companies over the last two decades, including Quokka Sports, The Learning Company, MECON, Inc. and Applied Immune Sciences.

Most recently, he served as Executive Vice President and Chief Financial Officer for Quokka Sports, a digital sports entertainment company that produced real time coverage of sporting events, with the idea of changing the way fans experienced sports. Quokka gained notoriety by creating and managing the nbcolympics.com web site during the 2000 Summer Games in Sydney, Australia.

Schmidt brings with him an extensive background in finance. He graduated from Antioch College in Yellow Springs, OH, with a degree in political science and economics in 1976. He earned his master's degree in taxation from Golden Gate University in 1981, and, following graduation, began his career as a certified public accountant at Coopers and Lybrand in San Jose.

After four years (1981-84) at Coopers and Lybrand, Schmidt served as CFO (1984-87) for Applied Immune Services, a venture-backed start-up research and development company that specialized in bio-medical devices.

From 1987-93, he was the CFO for The Learning Company, an innovator and developer of educational, foreign language and home office productivity software. He was promoted to COO in 1994 and remained in that capacity until 1996. Under Schmidt's leadership, The Learning Company generated \$350 million in annual revenues. He managed 700 employees in four locations and was responsible for product development, finance, legal, marketing, customer support and operations.

In 1997, Schmidt was named President/CEO of MECON Inc., a publicly-traded health care services provider. Following the two-year tenure at MECON, Schmidt was named Executive Vice President/CFO for Quokka Sports.

Born 7-31-54, Schmidt is a native of Newton, KS and attended Shawnee Mission West High in Overland Park, KS. He and his wife Joanne have three children, Caryn (12), Bryan (9), Taylor (6).



John McVay

VICE PRESIDENT/DIRECTOR OF FOOTBALL OPERATIONS



John McVay is in his 20th season with the 49ers. As Vice President/Director of Football Operations he is responsible for managing many aspects of football operations, including contract negotiations, preseason scheduling and salary cap management, among many other duties. He returned to the 49ers in October of 1998 and has orchestrated the team's extensive efforts to get under the salary cap in each of the last three years.

McVay spent 17 years (1979-95) with the 49ers with administrative responsibilities, including Vice President and General Manager, Director of Player Personnel, Director of Football Operations, Vice President for Football Administration, Administrative Vice President and Assistant to the President. During his tenure, the 49ers claimed five Super Bowl titles, three with Bill Walsh and two with George Seifert. He was named

The Sporting News NFL Executive-of-the-Year in 1989, following the team's fourth Super Bowl.

He came to the 49ers after three seasons with the New York Giants (1976-78) and two years as the Head Coach and General Manager of the Memphis Southmen of the World Football League, where his teams were 24-7 during the 1974 and '75 seasons. During his tenure with the Giants, McVay was elevated to head coach after seven games in 1976 and he led the Giants to three consecutive wins over long-time nemesis the Washington Redskins. McVay retired from the 49ers February 1, 1996 and returned to the team October 20, 1998.

McVay's coaching career included nine years of high school football in Ohio: three years at Lancaster High, one year at Franklin High and five years at Canton Central Catholic High, where he compiled a 41-7 record.

From the prep ranks, he became an assistant on Duffy Daugherty's Michigan State staff (1962-64) before taking over at Dayton prior to joining the WFL. He was Head Coach (1965-73) and Athletic Director (1972-73) at Dayton, where he led the 1966 Flyers to their first winning season (8-2) in 10 years.

Born in Bellaire, OH and a product of the famous high school football town of Massillon, OH, McVay was an All-Ohio center as a Massillon schoolboy. He was elected to the prestigious Massillon Hall of Fame in 1994.

An All-Midwest selection as a center at Miami University (known nationally as the "Cradle of Coaches") in Oxford, OH, he played for both Woody Hayes and Ara Parseghian. Hayes awarded McVay Miami's last available football scholarship, and John went on to become a team captain for the Redskins and ironically wore number 49. He is a member of that school's athletic Hall of Fame.

McVay's three sons all followed in his collegiate football footsteps. Jim, the Executive Director for college football's Outback (Steakhouse) Bowl in Tampa, FL, was quarterback/safety at Dayton; John Jr. played safety for Miami; and Tim, who was captain at Indiana, also played safety.

John, and his wife, Susan, live in Granite Bay, CA.

GROUND FORCE

San Francisco is the second rated rushing team in the NFL over the last three years with 6,440 yards:

| | |
|----------------------------|--------------|
| Denver Broncos | 6,656 |
| San Francisco 49ers | 6,440 |
| Oakland Raiders | 6,281 |
| Pittsburgh Steelers | 6,273 |
| Jacksonville Jaguars | 6,225 |



Bill Walsh

CONSULTANT



Bill Walsh, the man who took over a losing San Francisco 49ers team in 1979 and built it into the most successful NFL franchise over the last two decades, will provide his knowledge, experience and eye for talent to the 49ers as a Consultant. He stepped down as Vice President/General Manager May 2, 2001.

Walsh returned to the organization as Vice President/General Manager January 20, 1999 with a plan to correct San Francisco's salary cap problems and restock the roster with young, talented players. Under his leadership, the 49ers landed 11 players in the 2000 draft, including five rookie starters on defense, and have trimmed the salary cap overruns to manageable levels without sacrificing too much talent. It was the second time the Hall of Famer was able to right the 49ers ship.

Under Walsh's direction the 49ers experienced heights of victory never reached prior to his arrival as head coach in 1979. He was appointed the team's General Manager in 1982 and ascended to the role of President in 1985. During this period, Walsh was responsible for all major organizational decisions. During the 10-year tenure (1979-88), Walsh laid the foundation of success that the 49ers have achieved over the last 20 years, including the beginning (1983) of an unprecedented streak of 16 consecutive 10-win seasons.

Walsh was at the helm of one of the greatest success stories in the history of professional sports. In 1979, he took over a team that went 2-14 the previous season and transformed it into a Super Bowl champion in just three seasons. Under Walsh's direction, the 49ers won three Super Bowl titles (1981, '84 and '88), made seven NFC postseason appearances and claimed six NFC West division championships. He was twice named NFL Coach-of-the-Year (1981, 1984) and was later named NFL Coach-of-the-Decade for the 1980s.

Walsh became one of only 14 coaches in the history of professional football to be elected to the Hall of Fame, when he was enshrined in 1993. He compiled a .617 winning percentage with a 102-63-1 career record that included 10 wins in 14 postseason games. He was the first coach in team history to reach the 100-win plateau.

Walsh's first collegiate head coaching job came at Stanford in 1977, where he directed the Cardinal to a 17-7 record and captured wins in the Bluebonnet and Sun Bowls during his two-year tenure. Walsh returned to Stanford in 1992 and promptly led the Cardinal to a 10-3 record that concluded with a New Year's Day win over Penn State in the Blockbuster Bowl. It was the school's first New Year's Day bowl game victory in 21 years. He remained at Stanford through the 1994 season.

In 1994, Walsh was instrumental in the establishment and management of the World League of American Football, now known as NFL Europe. He has continued to serve the league as a consultant and representative in various NFL ventures.

Walsh's impact on the coaching industry is apparent by the rise of former assistants, players and people who have come under his influence, including Dennis Green, Mike Holmgren, Mike Shanahan, Ray Rhodes, Jeff Fisher, Sam Wyche, Rod Dowhower, Bruce Coslet, Sherman Lewis, Brian Billick, Gary Kubiak, George Seifert, Jon Gruden, Paul Hackett, Tom Holmoe, Dwaine Board, Bobb McKittrick, Bill McPherson, Tom Rathman, Harry Sydney and Tom Lovat.

In 1987, Walsh created the Minority Coaching Fellowship program that has produced, among others, Tyrone Willingham, Stanford's current head coach, Marvin Lewis, Baltimore's defensive coordinator and NFL assistants Bobby Turner, Don Martin and Don Treadwell. The NFL later adopted this Fellowship as a league-wide program.

After 10 seasons with San Francisco, Walsh joined NBC Sports in 1989 and teamed with award-winning announcer Dick Enberg for three seasons as the network's top analyst on NFL and Notre Dame telecasts.

Walsh earned a bachelor's degree (1955) and a master's in education (1959) from San Jose State. He is author of two books *Finding the Winning Edge* and *Building a Champion*.

Walsh and his wife, Geri, are the parents of three grown children: Steve, Craig and Elizabeth.



Ed Goines

VICE PRESIDENT OF BUSINESS AFFAIRS/GENERAL COUNSEL



Edward T. Goines is in his first season as Vice President of Business Affairs and General Counsel for the 49ers. In this capacity, Goines will oversee the 49ers' legal matters, provide strategic counsel to senior management and assist in growing the team's sales and marketing relationships.

Goines brings approximately 10 years of business and legal experience to the 49ers. Over the past decade, Goines has held senior positions in the legal and business affairs departments of several industry-leading companies, including Ticketmaster, Mattel, Inc., and Major League Soccer, L.L.C.

Most recently, Goines served as Vice President, Assistant General Counsel and Chief Privacy Officer of Ticketmaster Corporation, the world's leading ticketing service provider, selling 83 million tickets valued at more than \$3.2 billion in 2000. While at Ticketmaster, Goines was responsible for the legal and business aspects of the company's online ticketing operations, including negotiation of Internet license, sponsorship and

media agreements and establishing the company's consumer privacy standards.

Prior to Ticketmaster, from 1997-2000, Goines was Senior Counsel for Mattel, Inc., principally involved in negotiating and drafting license and sponsorship agreements relating to Mattel toys, software and other entertainment products involving the Barbie and Hot Wheels brands. He also managed the international prosecution and enforcement of Mattel's trademarks, copyrights and other intellectual property. In 1996-97, Goines was in-house counsel for Major League Soccer, L.L.C., responsible for structuring the soccer league's licensing and sponsorship arrangements and leading its anti-counterfeiting efforts.

In 1992, Goines began his legal career in the Los Angeles office of the Cleveland, Ohio-based national law firm of Baker & Hostetler. He is a graduate of the U.C. Berkeley-Boalt Hall School of Law and a 1988 graduate of Stanford University where he received a degree in political science. Born 12-29-65, Goines is a native of Hot Springs, AR.

David Goldman

VICE PRESIDENT OF BUSINESS DEVELOPMENT



David Goldman is in his first year as Vice President of Business Development for the 49ers. He will oversee several areas of the 49ers business operation, including sales and marketing, public and community relations, special events and game day presentation. He also will assist with the stadium development plans.

Goldman joins the 49ers with 14 years of experience in marketing and public relations, including the last six with the National Football League, where he has served as the Director of Club Marketing.

During his six years with the NFL, Goldman gained extensive experience with stadium development working closely with ownership groups in Tampa Bay, Cleveland, Tennessee and Houston to identify marketing opportunities, sponsorship and fan support during their transitional periods. He was instrumental in creating an effective stadium presentation in each of those cities, including Raymond James Stadium

in Tampa, the site of Super Bowl XXXV.

Goldman joined the NFL in 1995 as a Senior Manager for Club Marketing. He was promoted to Director of Club Marketing in 1998. Providing support and business development ideas to each of the NFL's 32 clubs, Goldman was involved in team uniform design, sponsorship sales and local marketing program establishment.

Prior to the NFL, the Philadelphia native served for three years (1993-95) as Marketing Manager for TL Partnership in New York, where he worked extensively on sales initiatives and national retail for Pepsi.

After graduating from Fairleigh Dickinson University with a degree in marketing in 1987, Goldman worked for the Philadelphia 76ers as a marketing and public relations assistant in 1988. He was an Account Supervisor for the public relations agency Alan Taylor in New York from 1988-92, handling the event planning for specialty sports like pro beach volleyball, auto racing, arm wrestling and boxing. In 1992, Goldman joined the management team of former heavyweight champion Riddick Bowe, assisting Rock Newman with promotions and marketing. His initial exposure to the NFL came as a public relations/marketing intern for the Washington Redskins in 1986.

Born (2-5-65) in Philadelphia, PA, Goldman grew up in Cherry Hill, NJ and attended Cherry Hill High West. He and his wife, Deborah, reside in Menlo Park, CA.



Bill McPherson

DIRECTOR OF PRO PERSONNEL



In 1999, Bill McPherson made the transition from the coaching staff to administration, taking over as the Director of Pro Personnel. McPherson handles the research of player movement and evaluation of talent in the NFL, as well as assisting with game plan formulation. He retired from coaching following the 1998 season.

McPherson served 20 years (1979-98) as an assistant coach for the 49ers. One of the most respected teachers in the game, his coaching capacities included assistant head coach, linebackers coach, defensive line coach, defensive coordinator and defensive assistant.

A defensive tackle at Santa Clara in the early '50s, McPherson began coaching in 1956 at his high school alma mater, San Jose's Bellarmine Prep (1956-62), following U.S. Army service in Korea.

He later was the defensive coordinator and defensive line coach at Santa Clara for 12 years (1963-74) before moving to UCLA as defensive line coach (1975-77).

At UCLA, he worked with Dick Vermeil, whom he later joined as an assistant with the Philadelphia Eagles (1978) as linebackers coach for one year before joining the 49ers in 1979.

"Mac" was inducted into Santa Clara's Athletic Hall of Fame as a player and coach (1984) and was appointed to the University's Board of Fellows in 1989. He holds a business degree from Santa Clara ('54) and a teacher's certification (secondary degree) from San Jose State ('58).

Born (10-24-31) in Santa Clara, CA, Bill and his wife, Elsie, have five grown children: Michael, Claire, Joanne, Marianne and Patrick, who works for the Denver Broncos as an Offensive Assistant. The couple lives in San Jose, CA.

Dominic Corsell

FOOTBALL OPERATIONS/SALARY CAP COORDINATOR



Dominic Corsell is in his 11th year with the San Francisco 49ers and his seventh as Football Operations/Salary Cap Coordinator.

In his current position, Corsell acts as the liaison between football operations and the team's business office. He is responsible for the management of player salaries as they relate to compliance with NFL salary cap rules, and the research of player movement and contract developments within the league in order to forecast league market values and trends. He also assists General Manager Terry Donahue and Director of Football Operations John McVay in player contract negotiations and general football administration.

Corsell spent six years working for the DeBartolo Corporation as an audit supervisor before joining the 49ers business office in 1990. He is a 1984 graduate of Youngstown State University with a bachel-

lor's degree in business administration and accounting.

Born (8-11-61) in Youngstown, OH, Dominic, and his wife, Donna, reside in San Jose, CA.

DOUBLE DIGITS

Bill Walsh produced seven 10-win seasons during his 10-year NFL head coaching career. Reaching double-digit wins 70 percent of the time is the second highest success rate by an NFL coach in league history. George Seifert has produced eight 10-win seasons during his 10-year tenure.



MARIE P. DeBARTOLO SPORTS CENTRE

In loving memory of their mother, Marie P. DeBartolo, San Francisco 49ers' Owner Denise DeBartolo York and her brother, Edward J. DeBartolo Jr., dedicated the team's training facility and office complex in August 1988.

Situated on an 11-acre site in Santa Clara, CA (approximately 40 miles south of 3Com Park), the complex provides players, coaches and staff with all the necessary components for daily practices, weekly game preparations and general overall operations in one functional, state-of-the-art setting.

From its master blueprint to the smallest of details, the facility exemplifies the DeBartolos' strive for perfection and drive for superiority. It also reflects their dedication to the organization and first-class standard for operating procedures.

Three natural grass practice fields, with underground drainage and watering systems, allow for workouts in all Northern California weather conditions.

A two-story, 52,000 square-foot building (more than three times the space the 49ers had in Redwood City) houses all offices and facilities with the exception of the ticket and stadium operations, which remain at 3Com Park. Located upstairs at the facility are offices for coaches, administration, marketing, business operations, public relations, pro scouting and college scouting.

The ground floor contains a spacious dressing room area with 60 permanent lockers and allocations for extra (portable) lockers to be used during mini-camps when squads are larger.

A well-equipped weight room and training area downstairs accommodates both preventative and rehabilitative conditioning. A 30-by-40-foot hydro-therapy indoor swimming pool is also available.

Also located downstairs are numerous meeting rooms, each featuring a video cassette projector, allowing players and coaches the opportunity to analyze previous games, practice sessions and upcoming opponents.

Media facilities include two interview rooms, a sizable workroom, alongside a 120-seat auditorium and conference room (wired for live television broadcasts from the site), making the set-up ideally suited for weekly press conference coverage and daily reporting duties. Located just outside the media workroom is a canopied patio area used for team meals, press luncheons and other team-related activities.

UNBEAT-A-BOWL

With a 5-0 mark in the Super Bowl, the 49ers own the best record in the history of the NFL's biggest game. San Francisco is one of four unbeaten teams in Super Bowl play, and the only unbeaten in multiple appearances. The Chicago Bears, New York Jets and Baltimore Ravens are each 1-0. The 49ers are 5-1 in league title games if you count the 21-7 loss to Cleveland in the 1949 AAFC Championship Game.

YOUR NINERS STATION

KGO
NEWSTALK
AM810
VOICE OF THE NINERS



Steve



Gary Plummet



49ers only on KGO Newstalk AM 810.



Steve Mariucci HEAD COACH



Steve Mariucci enters his fifth season as the head coach for the San Francisco 49ers. The former college quarterback has posted a 35-29 (.547) record during his tenure with the 49ers. He is the 13th head coach in team history.

During his four years with the 49ers, Mariucci has had to deal with enormous turnover on the roster. In the 2000 season he started as many as seven rookies on defense, including five at one time. Despite the constant change and adversity, Mariucci has not only maintained a positive disposition, but has directed one of the most explosive offenses in the NFL. Since 1997, the 49ers rank third in the NFL in total offense, trailing only Denver and Minnesota. His teams have led the league in rushing twice (1998-99), ranked number one in total offense in 1998, averaged 24.0 points per game during his four years and have been efficient in handling the football. The 49ers have averaged just 1.578 turnovers per game since Mariucci took over, ranking him fourth for fewest giveaways per game in NFL history.

Mariucci set an NFL record for the fastest start at home in league history, winning his first 18 games, eclipsing the 13-0 mark John Madden had with Oakland in 1969-70. Overall, Mariucci has a 25-9 mark at 3Com, including playoffs. He is one of only three coaches in league history to win 12-or-more games in each of his first two seasons, and his 25 wins in those two seasons rank as the second-best two-year mark in league history, trailing only George Seifert's 28-4 record.

Mariucci's 2000 team was highlighted by the individual performances of Jeff Garcia, Charlie Garner and Terrell Owens. Garcia set a team record with 4,278 yards passing and earned his first career Pro Bowl nomination. Garner earned his first trip to Hawaii after finishing with 1,142 yards rushing, including a team-record 201 yards at Dallas and a career-high 687 yards receiving. Owens was named First-Team All-Pro after posting a team-high 97 receptions for 1,451 yards and 13 touchdowns. He shattered Tom Fears' 50-year NFL record for most catches in a game with 20 for 283 yards vs. Chicago. Owens joined Garcia and Garner as a Pro Bowl selection as well.

The 2000 49ers ranked fourth in the NFL in total offense and were one of only two teams (Indianapolis) to have a 4,000-yard passer, 1,000-yard rusher and 1,000-yard receiver.

Defensively, the 49ers' young crew improved over the last half of the season. In the last six games, the defense allowed opposing offenses fewer than 10 points on three occasions, including the team's first shutout since 1998. CB Ahmed Plummer, one of seven rookies who started at least one game for San Francisco in 2000, earned All-Rookie honors from two separate publications.

In 1999, Mariucci directed the league's top rated rushing offense for the second consecutive year with 2,095 yards rushing. The 49ers became the first team since 1991-92 (Buffalo) to lead the NFL in rushing two years in a row. Defensively, two players, Bryant Young and Lance Schullers, were invited to the Pro Bowl. Young also was named Comeback Player-of-the-Year by Associated Press after a remarkable recovery from a career-threatening leg injury suffered against the New York Giants (11-30-98).

Despite a disappointing 4-12 season, Mariucci was able to resurrect a running game that lost Pro Bowler Garrison Hearst before the season began. Under Mariucci's guidance, newly-acquired RB Charlie Garner's 1,764 yards of total offense ranked second in the NFC and third in the NFL. His 1,229 rushing yards ranked fourth-best for a single-season performance in team history.

Mariucci's 1998 squad had the NFL's top-rated offense and became the only team since the merger in 1970 to lead the league in gross passing yards and rushing yards in the same season. The 49ers led the league in nine different categories, including total offense, rushing yards, gross passing yards and first downs, while breaking four team records. San Francisco led the NFL and set a team record with 6,801 yards of total offense, breaking the previous mark (6,435) set in 1993. They led the NFL and set a team record with an average of 425.1 yards per game, the second best in league history. The 49ers also set team records and led the NFL with 2,544 yards rushing and 381 first downs.

In addition to team accomplishments, Mariucci's 1998 troops put together a number of outstanding individual performances, including five Pro Bowl selections. Garrison Hearst led NFC running backs in three rushing categories: longest run (96t), yards in a game (198) and average yards per attempt (5.1); Steve Young threw a career-high 36 touchdown passes and completed 322-of-517



passes for a career-high 4,170 yards; and Young and Jerry Rice combined to become the NFL's all-time QB-WR scoring tandem, breaking the record of 79 held by Dan Marino and Mark Clayton.

In his inaugural year, Mariucci posted a 13-3 record in 1997 and led the 49ers to the NFC West title for the 13th time in a 17-year span, tying a league record (Chicago Bears) in the process for fastest to a division title by sealing it up in Game 11. He became one of 13 head coaches since the NFL-AFL merger in 1970 to lead his team to a division title in his first season, and only the fourth to accomplish the feat directly out of the college ranks. Mariucci is the only head coach ever to lead his team to the NFC Championship Game one year removed from college and is one of only three active head coaches (George Seifert and Dick Vermeil) to have coached two Pro Bowl QBs, two Pro Bowl RBs and two Pro Bowl WRs. With 13 regular season wins in his first season, Mariucci ranked second all-time in wins for a rookie head coach. He established an NFL record for consecutive wins by a rookie head coach with an 11-game winning streak.

Mariucci joined the 49ers staff January 16, 1997 after spending one season as head coach at the University of California. In 1996, he led a young Cal team to a 6-5 regular season record and a trip to the Aloha Bowl. His implementation of the West Coast offense helped the Bears average 457.6 yards per game, including a school record 321.5 through the air. Also under Mariucci's guidance was Kansas City's 1997 fourth-round pick, Pat Barnes, who set eight Pac-10 records and 30 Cal records.

Prior to joining the Cal staff, Mariucci was quarterbacks coach for the Green Bay Packers from 1992-95, tutoring the likes of three-time MVP Brett Favre, Mark Brunell, Ty Detmer and Kurt Warner.

During his college days, Mariucci led Northern Michigan on the greatest turnaround in college football history. After posting an 0-10 record in 1974, Mariucci directed the Wildcats to a 13-1 record and the 1975 NCAA Division II National Championship. The two-time All-America quarterback (1976-77) was voted the team MVP for three consecutive seasons, establishing 14 school passing records prior to his graduation in 1977.

Steve began his coaching career at his alma mater (1978-79), serving as the quarterbacks and running backs coach, then moved on to Cal State Fullerton as the quarterbacks and special teams coordinator (1980-82). For the next two seasons, Mariucci was the assistant head coach and offensive coordinator at Louisville (1983-84) before accepting his first pro position in 1985 with the USFL's Orlando Renegades as receivers coach. Later that fall, he had a brief stint at the Los Angeles Rams as quality control coach, and then transferred to the University of Southern California in '86 to accept the receivers/special teams coordinator post.

After a year at USC, Mariucci spent the next five years at Cal as the team's wide receivers and special teams coach (1987-89), then as offensive coordinator (1990-91). In 1991, his offense led the Bears to a 10-2 record and a No. 7 national ranking. Mariucci joined the Packers in 1992 and spent four seasons as quarterbacks coach under Mike Holmgren. Mariucci was elected into Northern Michigan University Hall of Fame in 1988 and elected into the Upper Peninsula of Michigan Hall of Fame in 1995.

A native of Iron Mountain, MI, Steve was born November 4, 1955. He and his wife, Gayle, have four children: sons, Tyler (11-28-84), Adam (8-23-86), Stephen (2-3-89) and daughter, Brielle (9-19-95).

Mariucci's coaching background: 1978-79 (Northern Michigan), 1980-82 (Cal State-Fullerton), 1983-84 (Louisville), 1985 (Orlando Renegades, USFL), 1985 (Los Angeles Rams), 1986 (Southern California), 1987-91 (California), 1992-95 (Green Bay Packers), 1996 (California), 1997-curr. (49ers).

49ERS REGULAR SEASON COACHING RECORDS

| COACH | YEARS | W | L | T | PCT. |
|-----------------------|----------------|------------|------------|-----------|-------------|
| Lawrence "Buck" Shaw | (9) 1946-54 | 71 | 39 | 4 | .640 |
| Norman "Red" Stradler | (1) 1955 | 4 | 8 | 0 | .333 |
| Frank Albert | (3) 1956-58 | 19 | 16 | 1 | .542 |
| Howard "Red" Hickey+ | (5) 1959-63 | 27 | 27 | 1 | .500 |
| Jack Christiansen+ | (5) 1963-67 | 26 | 38 | 3 | .411 |
| Dick Nolan | (8) 1968-75 | 54 | 53 | 5 | .504 |
| Monte Clark | (1) 1976 | 8 | 6 | 0 | .571 |
| Ken Meyer | (1) 1977 | 5 | 9 | 0 | .357 |
| Pete McCulley# | (1) 1978 | 1 | 8 | 0 | .111 |
| Fred O'Connor# | (1) 1978 | 1 | 6 | 0 | .143 |
| Bill Walsh | (10) 1979-88 | 92 | 59 | 1 | .609 |
| George Seifert | (8) 1989-96 | 98 | 30 | 0 | .766 |
| Steve Mariucci | (4) 1997-curr. | 35 | 29 | 0 | .547 |
| Total | | 441 | 328 | 15 | .568 |



49ERS COACHING RECORDS

| COACH | YEARS | W | L | T | PCT. |
|-----------------------|----------------|------------|------------|-----------|-------------|
| Lawrence "Buck" Shaw | (9) 1946-54 | 72 | 40 | 4 | .638 |
| Norman "Red" Stradler | (1) 1955 | 4 | 8 | 0 | .333 |
| Frank Albert | (3) 1956-58 | 19 | 17 | 1 | .527 |
| Howard "Red" Hickey+ | (5) 1959-63 | 27 | 27 | 1 | .500 |
| Jack Christiansen+ | (5) 1963-67 | 26 | 38 | 3 | .411 |
| Dick Nolan | (8) 1968-75 | 56 | 56 | 5 | .500 |
| Monte Clark | (1) 1976 | 8 | 6 | 0 | .571 |
| Ken Meyer | (1) 1977 | 5 | 9 | 0 | .357 |
| Pete McCulley# | (1) 1978 | 1 | 8 | 0 | .111 |
| Fred O'Connor# | (1) 1978 | 1 | 6 | 0 | .143 |
| Bill Walsh | (10) 1979-88 | 102 | 63 | 1 | .618 |
| George Seifert | (8) 1989-96 | 108 | 35 | 0 | .755 |
| Steve Mariucci | (4) 1997-curr. | 37 | 31 | 0 | .544 |
| Total | | 466 | 344 | 15 | .574 |

Includes postseason play, comprising 41 games with six coaches 25-16 (.615)...Walsh 10-4 (.714), Seifert 10-5 (.667), Mariucci 2-2 (.500), Nolan 2-3 (.400), Shaw 1-1 (.500) and Albert 0-1 (.000).

+ Hickey coached the first three games of 1963, Christiansen the final 11.

McCulley coached the first nine games of 1978, O'Connor the final seven.

NFL COACHES TO WIN DIVISION DIRECTLY OUT OF COLLEGE RANKS

| COACH | NFL TEAM | YEAR | COLLEGE TEAM |
|----------------|---------------|------|--------------|
| Steve Mariucci | San Francisco | 1997 | California |
| Barry Switzer | Dallas | 1994 | Oklahoma |
| Dennis Green | Minnesota | 1992 | Stanford |
| Bobby Ross | San Diego | 1992 | Georgia Tech |

ROOKIE COACHES TO WIN DIVISION (Since NFL-AFL merger in 1970)

| COACH | TEAM | YEAR | COACH | TEAM | YEAR |
|----------------|---------------|------|-----------------|---------------|------|
| Steve Mariucci | San Francisco | 1997 | George Seifert | San Francisco | 1989 |
| Jim Fassel | N.Y. Giants | 1997 | Bud Carson | Cleveland | 1989 |
| Barry Switzer | Dallas | 1994 | Red Miller | Denver | 1977 |
| Bill Cowher | Pittsburgh | 1992 | Ted Marchibroda | Baltimore | 1975 |
| Dennis Green | Minnesota | 1992 | Chuck Knox | Los Angeles | 1973 |
| Bobby Ross | San Diego | 1992 | Don McCafferty | Baltimore | 1970 |

MOST WINS AFTER TWO REGULAR SEASONS

| COACH | W | L | T | YEARS | COACH | W | L | T | YEARS |
|----------------|----|---|---|---------|---------------|----|---|---|---------|
| George Seifert | 28 | 4 | 0 | 1989-90 | Allie Sherman | 22 | 5 | 1 | 1961-62 |
| Steve Mariucci | 25 | 7 | 0 | 1997-98 | Chuck Knox | 22 | 6 | 0 | 1973-74 |
| Barry Switzer | 24 | 8 | 0 | 1994-95 | Red Miller | 22 | 8 | 0 | 1976-77 |

FEWEST TURNOVERS PER GAME ALL-TIME

(Minimum 50 games)

| COACH | GAMES | TURNOVERS | TO/G |
|----------------|-------|-----------|-------|
| Tom Coughlin | 96 | 145 | 1.51 |
| Jim Fassel | 64 | 99 | 1.55 |
| Barry Switzer | 64 | 99 | 1.55 |
| Steve Mariucci | 64 | 101 | 1.578 |
| Wade Phillips | 84 | 133 | 1.583 |



JERRY ATTAWAY PHYSICAL DEVELOPMENT COORDINATOR



Jerry Attaway, in his 19th season as coordinator for physical development, supervises the team's weight/exercise training and the dietary/nutritional needs of the players.

Attaway came to the 49ers following five years in a similar capacity at the University of Southern California (1978-82). During his first three years at USC, he was the assistant offensive line coach, as well as coordinator for physical development.

A product of UC Davis and Sacramento State, Attaway transferred to Sacramento State after an injury ended his football career.

Collegiately, he served as an assistant coach at UC Davis (1970-72), the College of Idaho (1973-75) and Utah State (1976-77), prior to his

USC coaching stint.

After earning a degree in physical education and biology from Sacramento State in 1972, Attaway received his master's degree in education, with an emphasis in guidance and counseling, from the College of Idaho in '74. He often conducts health workshops that focus on weight loss and nutrition.

Born in Susanville, CA (1-3-46), Jerry and his wife, Cheryl, live in San Jose, CA.

Attaway's coaching background: 1970-72 (UC Davis), 1973-75 (College of Idaho), 1976-77 (Utah State), 1978-82 (Southern California), 1983-curr. (49ers).

TOM BATTA TIGHT ENDS



Tom Batta is in his third season with the 49ers as tight ends coach and in his 18th year as an NFL coach.

Batta's 2000 tight ends squad included fourth-year player Greg Clark, who again established a career-high in receptions (38). Clark improved on his previous career-highs, which he set in 1999, under the tutelage of Batta.

San Francisco represents the fourth team Batta has worked for during his NFL coaching career, which began in 1984 as defensive line coach for the Minnesota Vikings. He served as special teams coach for Bud Grant in 1985 before taking over as tight ends/special teams coach under Jerry Burns from 1986-91. Batta handled special teams on Dennis Green's staff from 1992-93.

After a 10-year stint in Minnesota, Batta joined the staff of the Indianapolis Colts in 1994 as special teams coach and was moved to tight ends/quality control coach from 1995-97. He was quality control coach for Pittsburgh in 1998.

Batta entered the collegiate coaching ranks at Akron University in 1973 after leading Warren Harding High in Warren, OH, to a state championship. He moved to Colorado as defensive line coach from 1974-78. He served as defensive coordinator at Kansas (1979-82) and North Carolina State (1983) before jumping to the NFL in 1984.

Before becoming a coach, Batta played three years on the offensive and defensive lines for Kent State from 1961-63. He earned his bachelor's degree in health and physical education at Kent State and a master's in education at Akron.

Batta was born (10-6-42) in Youngstown, OH. He and his wife, Liz, have two grown sons, Jeff and Tom.

Batta's coaching background: 1973 (Akron), 1974-78 (Colorado), 1979-82 (Kansas), 1983 (North Carolina State), 1984-93 (Minnesota Vikings), 1994-97 (Indianapolis Colts), 1998 (Pittsburgh Steelers), 1999-curr. (49ers).



CHRIS BEAKE DEFENSIVE ASSISTANT



Chris Beake is in his second year as a defensive assistant coach with the 49ers, following one season as the team's defensive quality control coach. He spent the previous year as a pro personnel assistant with the team.

Beake assists linebackers coach Richard Smith, working this past season in the development of the 49ers young linebackers Julian Peterson and Jeff Ulbrich.

Beake was a Civil Engineer Officer for the Air Force from 1995-98, designing and managing contract work at Eglin Air Force Base in Florida, among others. While a lieutenant, Beake was a graduate assistant coach for the Air Force Academy in Colorado Springs, CO, where he assisted the defensive coordinator and helped with the defensive backs from 1994-95.

A graduate of the Air Force Academy in 1994, Beake earned his bachelor's degree in civil engineering. He received a master's degree in business administration from the University of West Florida in 1997.

Born (9-10-72) in Kansas City, MO, Beake and his wife, Andrea, reside in Mountain View, CA.

Beake's coaching background: 1994-95 (Air Force), 1999-curr. (49ers).

DWAINE BOARD DEFENSIVE LINE



One of the 49ers' all-time sack leaders, Dwaine Board is in his 12th season with the team, his eighth as defensive line coach. Board spent four years as the team's defensive line assistant, working primarily with the team's nickel defense and the "elephant" spot, a combination lineman-linebacker, prior to his promotion in February of '94.

In 2000, Board's defensive line was anchored by veteran DTs Bryant Young and Brentson Buckner, who combined for 16.5 sacks. Board, who lost DE Junior Bryant to a neck injury in the third game of the season, tutored rookie linemen Cedric Killings, John Miley and John Engelberger, who started the final 13 games in place of Bryant.

DT Bryant Young was the bright spot of Board's 1999 defensive line. Returning to the starting lineup after a career-threatening injury in '98, Young was voted Comeback-Player-of-the-Year by Associated Press and was invited to his second Pro Bowl. His 11.0 sacks in '99 moved Young into fifth place on the 49ers all-time sack list with 48.0.

Under Board's tutelage, the 1998 defensive unit recorded 51.0 sacks to rank second in the NFL. Individual performances included Chris Doleman who tied for second in the NFC and third in the NFL with 15.0 sacks. In 1997 Board was a factor in developing the NFL's Defensive Player-of-the-Year in Dana Stubblefield, who led the team with a career-high 15.0 sacks.

A member of three world championship 49er teams, Board recorded 61.0 career sacks and eight more in the postseason from 1979-88. His four tackles, two sacks and constant pressure in Super Bowl XIX, earned him Defensive Player-of-the-Game honors in San Francisco's 38-16 win over Miami.

A graduate of Franklin County (VA) High, Board was a three-time All-America selection at North Carolina A&T and a fifth-round draft choice of the Steelers in 1979.

Following his release by Pittsburgh, Board signed with the 49ers and registered a team-leading seven sacks as a rookie in '79. He retired following the '88 campaign, after joining the Saints midseason.

Born in Rocky Mount, VA (11-29-56), "Pee Wee" and his wife, Lynne, have three daughters: Camille (6-11-89), Allie (1-21-91) and Tessa Raine (3-22-95). The family lives in Redwood City, CA.

Board's coaching background: 1990-curr. (49ers).



BRUCE DEHAVEN SPECIAL TEAMS



Bruce DeHaven is in his second year with San Francisco. He joined the 49ers coaching staff after spending 13 seasons with the Buffalo Bills.

In his first season, DeHaven helped with the development of second-year P Chad Stanley. Over the last five games he improved from 38.3 yards a punt to an average of 42.0 yards. The coverage units were filled with new faces. Six special teams players totaled double-digit tackles in 2000, and three of those six were in their first year with the 49ers.

During his tenure in Buffalo, the Bills made four consecutive Super Bowl appearances, won six AFC East championships and appeared in 20 playoff games. In those 13 years, DeHaven helped develop two of the greatest special teams players in NFL history: Mike Pike and Steve Tasker. Under DeHaven's tutelage, Tasker was invited to seven Pro Bowls as the AFC's Special Teams Player and was voted the 1993 Pro Bowl MVP. In 1996, *The Dallas Morning News*, in a ranking of the 19 most important statistical categories, named the Bills special teams unit the best in the NFL. His 1991 punt coverage unit led the NFL in fewest punt return yards allowed, the lowest total since the NFL changed the rules allowing only the ends to release on punt coverage when the ball is snapped. DeHaven also guided the Bills' kickoff coverage unit to a No. 1 ranking in the NFL four consecutive years (1987-90).

Prior to joining the Bills' staff in 1987, DeHaven spent the previous 15 years in various coaching capacities. He spent three seasons with the USFL as running backs and special teams coach with the Orlando Renegades (1985), special teams coach and offensive line coach for the Pittsburgh Maulers ('84), and with the New Jersey Generals as special teams and assistant offensive line coach ('83).

DeHaven served as offensive line coach and recruiting coordinator at New Mexico State University in 1982, before breaking into the pro ranks. From 1979-81, he coached at the University of Kansas, working with the defensive backs, offensive line, as well as heading up the recruiting program. He spent nine years as a high school coach prior to joining the college ranks. As an assistant at Wichita Southeast High School, he helped lead the school to three straight football titles.

An avid St. Louis Cardinals baseball fan, DeHaven was born in Trousdale, KS (9-6-48). He played eight-man football at Belpre-Trousdale (KS) High. A graduate of Southwestern College (KS), DeHaven was a basketball standout, leading the team in scoring two consecutive years. He also participated in track and field. Bruce and his wife, Kathy, have a son, Tobin Scott (3-17-97) and a daughter, Annie Maude (3-23-99). The family resides in Livermore, CA.

DeHaven's coaching background: 1979-81 (Kansas), 1982 (New Mexico State), 1983 (New Jersey Generals, USFL), 1984 (Pittsburgh Maulers, USFL), 1985 (Orlando Renegades, USFL), 1987-1999 (Buffalo Bills), 2000-curr. (49ers).

TERRELL JONES STRENGTH DEVELOPMENT COORDINATOR



Terrell Jones is in his second season with the 49ers. His primary role with the team focuses on the area of strength training.

Jones joined the 49ers full-time in the middle of the 2000 season. He had served as an intern for the 49ers for three years (1997, 1999-2000) prior to taking on the role full-time.

Before coming to the 49ers, Jones was the strength and conditioning coach at San Jose City College from 1998-00.

Born (4-25-61) in Chicago, IL, Jones was raised in Duluth, MN. He attended San Jose State and received a degree in kinesiology in 1998. He is single and resides in San Jose, CA.

Jones' coaching background: 1998-00 (San Jose City College), 2000-curr. (49ers).



GREG KNAPP OFFENSIVE COORDINATOR



Greg Knapp is in his seventh season with the 49ers and his first as offensive coordinator. Prior to this season, Knapp spent three seasons as quarterbacks coach, and spent the previous three years as the team's offensive quality control coach. Knapp inherits the reigns of the 49ers offense that was ranked fourth in the NFL in total offense last season.

Under Knapp's guidance in 2000, QB Jeff Garcia set a new team record with 4,278 passing yards in a single season. Garcia, who was handling the full-time starting duties for the first time in his NFL career, finished the season fifth in the NFL with a 97.6 quarterback rating. He completed 355-of-561 passes with 31 touchdowns and only 10 interceptions, and earned the NFL's Most Improved Player Award.

The quarterback front had its share of adversity in '99, but Knapp was instrumental in keeping continuity at the position. Steve Young, out for the season in Week 3, was replaced by Garcia. The former CFL quarterback started 10 games and finished the season with a 77.9 QB rating (225-of-375 passes for 2,544 yards and 11 touchdowns). Garcia closed the '99 season by completing 26-of-34 passes for 373 yards and two touchdowns at Atlanta. He posted a 98.3 rating over the final five games, third highest in the NFL.

In 1998, Knapp played a key role in Steve Young reaching career-highs in touchdown passes (36) and passing yards (4,170). Young finished the season with a 101.1 quarterback rating, ranking over 100 for the sixth time in his career.

Knapp spent nine years on the coaching staff at Sacramento State University, serving as running backs coach (1986-89), receivers coach (1989-90) and offensive coordinator/assistant head coach (1991-94).

A collegiate quarterback at Sacramento State, he was one of the most prolific signal callers in that school's history. He ranks among the Hornets' career leaders with better than 3,800 passing yards and 32 touchdown passes. He participated in training camps of the Kansas City Chiefs in 1986, the Los Angeles Raiders from 1987-90 and the San Francisco 49ers from 1992-94.

Born (3-5-63) in Seal Beach, CA, he and his wife, Starla, have one daughter, Jordan.

Knapp's coaching background: 1986-94 (Sacramento State), 1995-curr. (49ers).

BRETT MAXIE ASSISTANT SECONDARY



Brett Maxie is in his third year with the 49ers as assistant secondary coach. He joined the 49ers after spending the '98 season as a defensive backs/defensive quality control coach with the Carolina Panthers. Maxie assists Jim Mora in coaching the secondary, as well as other areas of defensive preparation.

In 2000, Maxie helped tutor the 49ers young secondary, which included four rookies - CB Ahmed Plummer, CB Jason Webster, S John Keith and S Ronnie Heard.

A 13-year veteran of the NFL, Maxie spent nine seasons with the New Orleans Saints (1985-93), one with Atlanta ('94) and two with Carolina (1995-96). Maxie was the first player to ever record an interception with

Carolina and had a career-high six picks in '95 with the Panthers. Maxie closed his playing career in San Francisco ('97), finishing his career with 23 interceptions.

Maxie graduated in 1985 with a degree in biology from Texas Southern, where he played safety. Maxie originally planned to attend optometry school before signing as an undrafted free agent with New Orleans.

Born (1-13-62) in Dallas, TX, Brett and his wife, Angela, have four children: sons, Brett (7-14-92) and Adam (11-18-93), and daughters, Maya (11-21-95) and Olivia (4-15-97). The family resides in San Jose, CA.

Maxie's coaching background: 1998 (Carolina Panthers), 1999-curr. (49ers).



JIM MORA DEFENSIVE COORDINATOR



Jim Mora is in his fifth year with the 49ers, and third as defensive coordinator. Mora spent the first two years as the 49ers defensive backs coach.

In 2000, Mora's defense started seven different rookies, including four who started seven or more games. The 49ers young defense saw marked improvement from the first half of the season to the second half. In the first eight games, the defense allowed 30.5 points a game. In the final eight, the defense allowed only 20.5 points a game, which included the team's first shutout since 1998, a 17-0 blanking of Chicago. Mora tutored many of the young defenders, including CB Ahmed Plummer, who was named to the All-Rookie Team by *Pro Football News Weekly* and *Pro Football News*.

Despite the many line-up changes in his '99 defensive unit, Mora developed two Pro Bowlers (DT Bryant Young and FS Lance Schulters) and tutored his troops to a team-tying record five touchdowns. Young, coming back from a career-threatening broken leg (11-30-98), not only was selected to his second Pro Bowl, but was named second-team All-Pro and was named Comeback-Player-of-the-Year by Associated Press. Schulters finished second in the NFC in interceptions (6) and his 127 return yards tied for third in the NFL.

Mora's secondary unit tied for first in the NFC and fourth in the NFL with 21 interceptions in 1998, including four players who were credited with four picks apiece. During Mora's first season, the 49ers ranked second in the NFL in passing defense and were tied for second in the league with 25 interceptions.

Mora played defensive back for the University of Washington from 1980-83, appearing in two Rose Bowls with the Huskies. Following graduation, he served one season (1984) on Don James' staff as an assistant, helping the squad earn a berth in the Orange Bowl.

In 1985, Mora joined the San Diego Chargers in their pro personnel department before being named a defensive assistant in the secondary from 1986-88. He became the Chargers' defensive backs coach in 1989 and served in that capacity for three seasons.

Mora was named as the secondary coach for the Saints in 1992. During his five-year tenure in New Orleans (1992-96), the team twice led the NFL in fewest passing yards allowed (1992-93).

Born (11-19-61) in Los Angeles, CA, Mora attended Interlake High in Bellevue, WA. He is the son of Jim Mora, head coach of the Indianapolis Colts (1997-curr.) and former head coach of the Saints from 1986-96. He and his wife, Shannon, have three children: Cole (1-7-95), Lillia (8-19-96) and Ryder (1-11-99). The family lives in Los Gatos, CA.

Mora's coaching background: 1984 (Washington), 1985-91 (San Diego Chargers), 1992-96 (New Orleans Saints), 1997-curr. (49ers).

PATRICK MORRIS OFFENSIVE LINE



Patrick Morris is in his fifth year with the 49ers, his third as offensive line coach. He spent the previous two years as tight ends/assistant offensive line coach.

In 2000, the offensive line was one of the tops in the league again. The line allowed only 25 sacks all season, which was the third lowest in the NFL behind Indianapolis and the New York Jets (20). The offensive line also helped RB Charlie Garner rush for 1,142 yards, becoming only the fourth 49ers running back to rush for 1,000 yards in back-to-back seasons. It was also the line's fourth straight year with a 1,000-yard rusher.

Despite a season filled with rotating offensive linemen in 1999, Morris' line helped pave the way for Garner to achieve career-highs in rushing yards (1,229) and total offense (1,764). Behind this group, the 49ers led the NFL in rushing for the second consecutive season with 2,095 yards.

In 1998, Morris was instrumental in the development of '97 third-round pick TE Greg Clark, who he also coached collegiately at Stanford.

Prior to joining the pro ranks, Morris accumulated 19 years of coaching experience on the collegiate level. He worked at Stanford University (1995-96) coaching the offensive line (tackles and tight ends) prior to joining Steve Mariucci's staff in '97.



A 1976 graduate of the University of Southern California, Morris began his coaching career as a graduate assistant at his alma mater from 1976-77. He then spent one season at Northern Arizona in 1978. Following the stint at NAU, he handled offensive line duties at the University of Minnesota (1979-82), USC (1983-86) and Michigan State (1987-94) prior to joining Stanford's staff in 1995.

Morris has been associated with five Rose Bowl victories and two National Championships during his football playing and coaching career: 1973 and '75 Rose Bowls and National Championships as a player at USC, 1977 and '85 Rose Bowls as a coach at USC, and 1988 Rose Bowl as a coach at Michigan State University.

Born in Cleveland, OH (4-7-54), Patrick and his wife, Kathy, reside in Mountain View, CA.

Morris' coaching background: 1976-77 (Southern California), 1978 (Northern Arizona), 1979-82 (Minnesota), 1983-86 (Southern California), 1987-94 (Michigan State), 1995-96 (Stanford), 1997-curr. (49ers).

GREG OLSON QUARTERBACKS



Greg Olson is in his first season as the 49ers' quarterbacks coach. Olson comes to the 49ers from Purdue, where he spent the past four seasons in the same capacity.

Olson was instrumental in the development of Purdue quarterback Drew Brees, who was a two-time Big Ten Player-of-the-Year and a two-time Heisman Trophy finalist in 1999 and 2000. Brees ended his career at Purdue in 2000 as the nation's leader in total offense (358 yards per game), taking the Boilermakers to the Rose Bowl for the first time since 1967. He owns nearly every Purdue and Big Ten passing record. In 1998 against Wisconsin, Brees set an NCAA record with 83 pass attempts and tied another record with 55 completions in that same game. In his first season at Purdue, Olson tutored

QB Billy Dicken, helping him earn All-Big Ten honors in 1997. Dicken led the Big Ten in passing and led the Big Ten and was 10th nationally in total offense with 290.6 yards per game.

Prior to joining the Boilermakers staff, Olson spent three seasons coaching the quarterbacks at Idaho, including the nation's second-rated passer in 1996, Ryan Fien. Fien and the Idaho offense were fourth in the nation in passing yards (344 yards per game) and fifth in the nation in total offense (482.4 yards per game) in 1996.

Olson, the starting quarterback at Central Washington in 1983-84, spent four seasons as the offensive coordinator at his alma mater, where he tutored current Cincinnati Bengals quarterback Jon Kitna. He also was the wrestling coach at Central Washington and led the squad to a sixth-place finish nationally in his final season.

Born (3-1-63) in Richland, WA, Olson and his wife, Lissa, reside in Santa Clara, CA.

Olson's coaching background: 1987-89 (Washington State), 1990-93 (Central Washington), 1994-96 (Idaho), 1997-00 (Purdue), 2001 (49ers).

TOTAL YARDS

Quarterback Jeff Garcia accounted for 4,692 combined yards during the 2000 season (4,278 passing, 414 rushing). With that total, he was responsible for 75.6% of San Francisco's total offense, and was the top ranked player in the NFL for combined yardage.



DAN QUINN DEFENSIVE QUALITY CONTROL



Dan Quinn is in his first season with the 49ers as defensive quality control coach. He joins the 49ers after spending five years coaching at Hofstra.

Quinn spent five years coaching the Pride defensive line, serving double duty in his final season as the defensive coordinator. The 1999 Hofstra defense ranked 24th in rushing yards allowed per game. In his first year, the Pride (Flying Dutchmen) ranked fifth in rushing defense (94 yards per game) and total defense (258.8 yards per game), and ranked sixth in scoring defense, averaging 12.5 points per game.

Prior to joining the Hofstra staff, Quinn spent one season coaching the defensive tackles at Virginia Military Institute. He also served as the recruiting coordinator at VMI. Quinn worked as a graduate assistant for the defensive line at the College of William and Mary prior to VMI.

Quinn, a four-year starter at linebacker, defensive end and defensive tackle at Salisbury State University, also was a four-year letterwinner in track and field.

Born (9-11-70) in Orange, NJ, Quinn and his wife, Stacey, reside in Santa Clara, CA.

Quinn's coaching background: 1994 (College of William & Mary), 1995 (VMI), 1996-00 (Hofstra), 2001 (49ers).

TOM RATHMAN RUNNING BACKS



Tom Rathman is in his fifth year as the 49ers' running backs coach. A nine-year veteran of the National Football League, Rathman is considered to be one of the most dedicated and consistent players to ever wear a 49ers' uniform.

In 2000, Rathman tutored RB Charlie Garner to his second consecutive 1,000-yard season and his first career Pro Bowl selection. Garner rushed for 1,142 yards on 258 carries and a career-high seven touchdowns during the 2000 campaign, joining Joe Perry (1953-54), Roger Craig (1988-89) and Garrison Hearst (1997-98) as the only 49ers running backs to rush for 1,000 yards in back-to-back seasons. Garner also was a receiving force, erasing his career-highs with 68 receptions for 647 yards and three touchdowns. Also under Rathman, third-year FB Fred Beasley continued to improve and helped Garner as his primary lead blocker. Beasley finished the season rushing for 147 yards on 50 carries, with three touchdowns. He also caught 31 passes for 233 yards and three touchdowns.

Under Rathman's direction in 1999, Garner ranked second in the NFC and third in the NFL in total offense (1,764 yards). He set career-highs in rushing yards (1,229), receptions (56) and receiving yards (535). Garner also was chosen as second alternate to the Pro Bowl. As a group, Rathman's backs led the league in rushing yards (2,095) and yards per carry (5.0).

Rathman's 1998 running back corps ranked first in the NFL with 2,544 rushing yards, also a team record. He tutored Garrison Hearst, who accomplished career-highs in every statistical category: rushing yards (1,570), attempts (310), receiving yards (535), rushing touchdowns (7) and total touchdowns (9). Hearst's 1,570 rushing yards ranked second in the NFC and third in the NFL and secured his first Pro Bowl invitation.

As a player, Rathman helped the 49ers capture two World Championships (Super Bowl XXIII and XXIV) and seven NFC West titles during his years as a 49er (1986-93). He totaled 4,392 yards from scrimmage and scored 34 touchdowns while playing in 113 games during his 49ers years. He also played one year (1994) with the Los Angeles Raiders.

A four-year letterman at the University of Nebraska, Rathman rushed for 1,425 yards and averaged over six yards per carry.

Prior to joining the 49ers staff, Rathman helped rebuild the Menlo College program by serving as the offensive coordinator in 1996 and coached the running backs at Serra High School (San Mateo) in 1995.



Born 10-7-62, Tom is a native of Grand Island, NE. He and his wife, Holly, have three daughters: Nicole Christine (10-25-86), Alexandra Elizabeth (2-10-89) and Samantha Lynn (5-11-92). The family lives in Redwood City, CA.

Rathman's coaching background: 1996 (Menlo College), 1996-curr. (49ers).

RICHARD SMITH LINEBACKERS



Richard Smith enters his 14th season as an NFL assistant coach and his fifth as the 49ers' linebackers coach.

The linebacking corps of the 2000 campaign were again led by 13-year veteran LB Ken Norton Jr., who extended his streak of consecutive games started to 160. Smith also tutored a young group of linebackers, including rookies Julian Peterson and Jeff Ulbrich. Peterson, despite missing three games with injury, finished third on the squad with four sacks and also grabbed two interceptions.

Smith's 1999 linebacking corps saw Norton lead the team in tackles (126), marking his fifth consecutive season with at least 125. In 1998, LB Winfred Tubbs earned a spot on the NFC Pro Bowl squad.

From 1993-96, Smith helped develop one of the league's top special teams corps in Denver, while assisting with the linebackers for two seasons (1994-95). Prior to coaching in Denver, Smith spent five seasons as special teams coach with the Houston Oilers (1988-92). During his tenure in Houston, Smith's special teams played a key role in helping the Oilers earn five consecutive playoff berths. Smith also assisted with the offensive line ('92), linebackers (1990-91) and tutored the tight ends (1988-89) with the Oilers.

In 1987, Smith spent one year at the University of Arizona coaching special teams and linebackers. Before that, he handled special teams and outside linebackers at California (1984-86). From 1981-83, Smith was defensive line coach at Cal State Fullerton, helping the Titans win the PCAA title in '83. He began his coaching career as the offensive line coach at Rio Hondo (CA) Junior College from 1979-80.

Born (10-17-55) in Los Angeles, CA, Smith played offensive line at Rio Hondo from 1975-76 before transferring to Fresno State in 1977. Smith helped the Bulldogs claim the 1977 PCAA title before graduating with a degree in physical education in '79.

Smith and his wife, Patti, have four children: daughters, Morgan (1-29-81), Aimee (2-24-89) and Whitney (8-23-91), and son, Travis (12-10-85).

Smith's coaching background: 1979-80 (Rio Hondo JC, CA), 1981-83 (Cal State Fullerton), 1984-86 (California), 1987 (University of Arizona), 1988-92 (Houston Oilers), 1993-96 (Denver Broncos), 1997-curr. (49ers).

GEORGE STEWART WIDE RECEIVERS



George Stewart is in his sixth year with the 49ers, his second as wide receivers coach, and 13th season as an NFL coach. He made the switch to receivers after serving four years (1996-99) as San Francisco's special teams coach.

In his first season in charge of the receivers, Stewart's crew was one of the best in the league. The receivers were led by Terrell Owens who earned his first ever Pro Bowl appearance. Owens set career-highs in receptions (97) and receiving yards (1,451) and also broke a 50-year old NFL record with 20 receptions in a game. With his 20 receptions against the Chicago Bears (12-17-00), Owens broke the previous record of 18 receptions set by Tom Fears on the L.A. Rams (12-3-50).

Considered to be one of the top assistant coaches in the National Football League, Stewart's 1999 special teams corps was highlighted by Wade Richey, who led the NFC and was third in the NFL with 17 touchbacks. He led the NFL in field goal accuracy hitting 21-of-23 (.913) and made 30-of-31 PATs.



In '98 Stewart helped develop Richey into an NFL kicker, as he finished third in the NFL and second in the NFC with 27 touchbacks. Richey also was named Special Teams Player-of-the-Week with three field goals vs. Green Bay in the NFC Wild Card Game. Stewart's 1998 kickoff coverage units improved to second-best in the NFL.

Stewart began his career as special teams coach for the Pittsburgh Steelers from 1989-91. He also served double duty in Tampa Bay, handling the team's tight ends during three of his seasons (1992-94).

His coaching career began under the tutelage of Lou Holtz at Arkansas (1983), where he was a graduate assistant and coached the tight ends. He spent the next two seasons (1984-85) at Minnesota as offensive line coach. He later followed Holtz to Notre Dame (1986-88) before moving into the pro ranks.

An All-American and All-Southwest Conference selection as a guard at Arkansas, Stewart earned a bachelor's degree in business administration. Stewart is a native of Little Rock, AR.

Stewart's coaching background: 1983 (Arkansas), 1984-85 (Minnesota), 1986-88 (Notre Dame), 1989-91 (Pittsburgh Steelers), 1992-95 (Tampa Bay Buccaneers), 1996-curr. (49ers).

ANDY SUGARMAN OFFENSIVE ASSISTANT



Andy Sugarman is in his fourth year with team and his second as offensive assistant. He spent his first two seasons as offensive quality control coach.

Sugarman joined Steve Mariucci's staff after spending seven years (1991-97) as an assistant to the offensive and special teams coaching staff at the University of California, Berkeley. He handles the computer operations (inputting game plans) and holds various on and off the field responsibilities for offense, including assisting tight ends coach Tom Batta. He also coordinates the scout teams for special teams coach Bruce DeHaven.

As a youngster, Sugarman was a Cal team manager while he was a student at Acalanes High School in Lafayette. His younger brother, Adam, is a cornerback at Cal.

Born 5-23-72, Andy is single and resides in San Francisco, CA

Sugarman's coaching background: 1991-1997 (California), 1998-curr. (49ers).

JASON TARVER OFFENSIVE QUALITY CONTROL



Jason Tarver is in his first season with the 49ers. Tarver will handle the offensive quality control duties.

Tarver joined the 49ers staff this season after spending three seasons as a graduate assistant coach with UCLA. In his three seasons with the Bruins, Tarver worked primarily with the defensive backfield and also assisted with special teams.

A Northern California native, Tarver played linebacker at Foothill High in Pleasanton. He was signed to play football at Santa Clara University. After the Broncos cut their program, Tarver stayed at Santa Clara but played football at West Valley College in 1994 and 1995. After a series of injuries cut his career short, Tarver spent the next two seasons as an assistant coach at

West Valley in 1996-97.

Born (8-28-74) in Stanford, CA, Tarver earned a degree in chemistry from Santa Clara in 1997 and was a Phi Beta Kappa. Tarver is single and resides in Santa Clara, CA.

Tarver's coaching background: 1996-97 (West Valley College), 1998-2000 (UCLA), 2001 (49ers).



Personnel and Scouting

JIM ABRAMS



Jim Abrams is in his eighth year as a regional scout for the 49ers. He scouts the West region after spending his first two seasons as a scouting assistant.

A 1987 graduate of Kent University, Abrams served as a graduate assistant at UNLV (1988), Purdue (1989-90) and Ohio State (1991). At all three schools he served as linebackers coaching assistant.

Born in Warren, OH (10-12-62), Abrams attended McAteer High in San Francisco before attending City College (1981-82). He later transferred to Kent (1983-87), where he played free safety and earned a bachelor's degree in physical education.

Abrams and his wife, Penny, reside in Westlake, CA with their sons, Aleksandr James (8-23-95) and Sedrick Jameson (8-24-99).

JOHN BRUNNER



John Brunner is in his 11th season with the 49ers as a scout for the Midwest region.

He has 19 years experience as an NFL assistant coach and scout, including duties with Detroit (running backs coach, 1980-82), Green Bay (running backs coach, 1983), Tampa Bay (offensive coordinator, 1984), New England (scout, 1985-86) and Minnesota (running backs coach, 1987-91).

Brunner played college football at Maryland (1955-56) and East Stroudsburg State (1958-59). After earning his master's degree in physical education from East Stroudsburg in 1960, he coached high school and college football for 20 years, holding positions at Middletown (NY) High (1960-66), Villanova (1967-69), Temple (1970-73 & 1977-79) and Princeton (1974-75).

Born in Perkesie, PA (9-6-37), Brunner has seven children: Scott (former NFL quarterback), Jack, Penny, Jan, Jeff, Todd (area scout for the 49ers) and Mark. John and his wife, Pat, reside in Clearwater, FL.

TODD BRUNNER



Todd Brunner is in his second season with the 49ers as a scout for the East region.

Prior to coming to the 49ers, he spent one season with the Cleveland Browns as an area scout. He scouted the Northeast region for the Browns in 1999. Brunner came to the Browns from the Philadelphia Eagles, where he spent four seasons (1994-97) as an area scout for the Northeast region. He joined the Eagles as a scouting intern in 1992 and worked as a scouting assistant in 1993.

Brunner, a Lehigh University graduate in 1990, spent one season as a graduate assistant at Temple University in 1991.

Born (10-1-67) in Middletown, NY, Brunner is the son of 49ers area scout John Brunner. He and his wife, Nancy, have one daughter, Annie Elizabeth (2-3-99), and reside in Bordentown, NJ.



Personnel and Scouting

BRIAN GARDNER



Brian Gardner is in his seventh year with the 49ers as a scout for the Southwest region.

Prior to joining San Francisco in 1995, he spent three seasons as a scout for the Tampa Bay Buccaneers.

His football background includes time in the Arena Football League with the New Orleans Night franchise as both defensive coordinator and director of football operations. He also served as pro personnel director for the Washington Marauders of the professional spring football league.

Gardner played three seasons in the Arena Football League with New England, Pittsburgh and New York. He spent one season in the CFL with the Saskatchewan Rough Riders.

Gardner, 35, is a native of New Orleans. He played college football at Prairie View A&M, where he was a three-year letterman and graduated with a bachelor's degree in communications. Married, he and his wife, Vanessa, have two sons, Royal Jalvia (11-2-95) and Tyler J. (2-27-99), and live in LaPlace, LA.

JIM GRUDEN



Jim Gruden, a veteran of 33 professional and collegiate football seasons, is in his 16th year with San Francisco. Gruden is responsible for scouting the Southeast region for the 49ers.

Gruden came to the 49ers in 1987 following five seasons with Tampa Bay as director of player personnel (1984-86) and running backs coach (1982-83).

Born in Cleveland, OH, Jim joined the NFL ranks in '82, after 15 years of assistant collegiate coaching at Heidelberg (OH) College (1966-68), Dayton (1969-72), Indiana (1973-77) and Notre Dame (1978-80). He was with the Fighting Irish during Joe Montana's playing days, and at Dayton he was an assistant coach under John McVay.

Gruden and his wife, Kathy, have three adult sons: Jim (a radiologist in New York City), Jay (the Arena League's all-time leading passer and head coach of the Orlando Predators) and Jon (Oakland Raiders head coach). The couple lives in Tampa, FL.

OSCAR LOFTON



Oscar Lofton, who joined the 49ers' scouting staff in 1992, begins his 10th season with the club as a scout for the South region.

His football background includes six years as a scout for the National Football Scouting Combine (1986-92) and coaching stints at Holy Cross College (1963-66), Hammond (LA) High (1967-73) and Tulane (1973-79).

A three-sport athlete in football, basketball and track at Southeastern Louisiana, Lofton was enshrined into that school's Hall of Fame in 1960. He received his master's degree in physical education in 1966, and served SLU as athletic director (1979) and head coach (1980-85). He played three seasons (1960-61 & '63) for the Boston Patriots, missing the 1962 campaign while in the U.S. Army.

Born in McCall Creek, MS, Lofton and his wife, Billie Jean, have three grown sons (Kelly, Andy and Kyle) and seven grandchildren. The couple lives in Hammond, LA.



Personnel and Scouting

BILL REES



Bill Rees is in his first season with the San Francisco 49ers Personnel and Scouting department.

Rees joins the 49ers staff after four seasons as the Director of College Scouting for the Chicago Bears. While there, Rees oversaw a staff of six scouts and he helped produce successful drafts that generated 14 starters over the last three seasons. Prior to joining the Bears, Rees served as a regional scout for the Kansas City Chiefs. He was primarily responsible for scouting the college talent in the western United States.

The majority of Rees' experience came during his 15 years spent with UCLA (1979-93). Rees served as both an assistant football coach and as a recruiting coordinator for the Bruins, earning a reputation as one of the nation's top recruiters. While at UCLA, Rees

signed 90 prep All-Americans, and helped the Bruins earn 12 bowl appearances and win five Pac-10 Championships.

Rees began his football career as an assistant with the Northwestern Wildcats for three seasons, coaching defensive backs for two seasons (1976-77) and running backs for one season (1978). He earned three letters as a quarterback at Ohio Wesleyan, and earned a master's degree in education from Northwestern in 1978.

Born 4-2-54, Rees and his wife, Susan, have three children (Danny, Meghan and Tommy).

JIM ZECHES



Jim Zeches is in his first season with the San Francisco 49ers Personnel and Scouting department.

Zeches joins the 49ers staff after spending 12 years in various positions with Washington State University. The past seven seasons Zeches has served as the recruiting coordinator for the Cougars. He originally joined the WSU staff in 1989 as defensive line coach and moved to outside linebackers from 1991-94. In addition to his coordinating duties, Zeches has coached the tight ends for the past two seasons.

A Los Angeles native, Zeches earned two varsity letters while playing center at Cal-State Northridge (1971-72). Following five years of coaching preps, Zeches served as a graduate assistant at UCLA from 1978-80 under 49ers General Manager Terry Donahue.

Zeches joined Dennis Green's staff at Northwestern in 1981 coaching the defensive line until '86.

In 1987, Zeches began his 14-year tenure under Mike Price by taking the inside linebackers coaching spot on Price's Weber State staff. Zeches was hired as defensive line coach when Price was named the Cougars head coach in '89.

Born 10-4-50, Zeches and his wife, Kathy, have one son, Brian.



LINDSY MCLEAN HEAD ATHLETIC TRAINER



Lindsay McLean, who has been an athletic trainer for 39 years, is in his 23rd season with the 49ers.

The team's head trainer since 1982, McLean joined the 49ers as co-trainer in 1979, following 11 years as head trainer at the University of Michigan (1968-78).

Besides working with Michigan's athletes (1961-62 and 1968-78), McLean also served as head trainer at UC Santa Barbara (1963-64) and San Jose State (1965-67). He was named United States Collegiate Trainer-of-the-Year in '76.

A Vanderbilt graduate (1960), McLean received his certification in physical therapy from Herman Hospital in Houston, TX in '61. He entered the training profession as an assistant at Michigan prior to joining the UC Santa Barbara staff.

McLean served as chairman of the National Athletic Trainers' Association (NATA) Certification Committee for 10 years, was a U.S. Olympic Team trainer for the '76 Winter Games and was inducted into the NATA's Hall of Fame in 1988. He also has served as chairman of NATA's sub-committee for its prestigious Most Distinguished Athletic Trainer Award.

Additionally, Lindsay has served on the NATA Grants and Scholarship Committee and served on the 50th Anniversary Task Force. He is a charter member of the Far West Athletic Trainers' Association Hall of Fame and is also a member of the Michigan Athletic Trainers' Society Hall of Fame.

Born in Nashville, TN (6-28-38), McLean is single and lives in Redwood City, CA.

TODD LAZENBY ASSISTANT ATHLETIC TRAINER



Todd Lazenby is in his sixth year as assistant athletic trainer. He joined the organization following five years with the HealthSouth Corporation in Orlando, FL, where he was the staff athletic trainer. During his tenure with HealthSouth (1991-95), Lazenby coordinated the HealthSouth golf program, covered high school athletics and treated patients in the clinic. He arrived with familiarity to the 49ers organization, having worked the team's 1990 training camp.

Prior to joining HealthSouth in 1991, Lazenby served as a graduate assistant on the training staff at Ohio State University in Columbus. While with the Buckeyes, he worked with a number of sports including the football, ice hockey and men's gymnastics teams, among a host of others.

Lazenby earned a bachelor's degree from Ohio State in health education and a master's degree in sports management. He is a certified member of the NATA.

He and his wife, Stevie, have a son, Caleb (8-3-95), and a daughter, Lilli (12-10-98). The family lives in Milpitas, CA.

JEFF TANAKA ASSISTANT ATHLETIC TRAINER



Jeff Tanaka is in his third year as an assistant athletic trainer. He spent the two previous years at the University of California, Berkeley in the same capacity.

Tanaka served four years in the professional ranks before his tenure at Cal, beginning with a training camp internship with the Los Angeles Raiders in 1994. He then spent two seasons as a graduate assistant with the 49ers (1995-96), before accepting a position as an assistant athletic trainer for the Amsterdam Admirals of NFL Europe in 1997.

After a one-year stint in Amsterdam, Tanaka spent the next three years at Cal, where he was head athletic trainer for men's basketball, the men's and women's swim teams, as well as an assistant for the football team.

Jeff received a bachelor's degree in physical education from Cal Poly, San Luis Obispo in 1994, and is in the process of completing his thesis at San Jose State University. As a student trainer at Cal Poly, Tanaka had experience with all 17 sports for the Mustangs, including football, basketball and women's volleyball. While serving his graduate assistantship through San Jose State, he was the first athletic trainer at Santa Teresa (CA) High, where he implemented the program and facility.



Born and raised in San Jose, CA (4-14-71), Tanaka graduated from Branham High. He is a certified member of the National Athletic Trainers' Association (NATA) and California Athletic Trainers' Association (CATA).

Jeff is single and resides in San Jose, CA.

KEVIN LARTIGUE EQUIPMENT MANAGER



Kevin Lartigue enters his fifth year with the 49ers, his fourth as the team's equipment manager. Lartigue served as assistant equipment manager in 1997 before being promoted to equipment manager during the '97 offseason. His background includes six years in the equipment department at his alma mater, Michigan State University.

"Tique" gained valuable experience at MSU, having spent the previous two and a half years (1994-97) as assistant equipment manager for Nick Saban's football program. Serving as student manager (1991-94) under the direction of head football coach George Perles, Lartigue was honored as Student Manager-of-the-Year in 1994.

Lartigue earned his bachelor's degree in advertising in 1994. A certified equipment manager, Lartigue is a member of the Athletic Equipment Managers' Association.

Born (11-16-67) in Lansing, MI, Kevin is single and resides in San Jose, CA.

TRADES FOR DRAFT CHOICES

Bill Walsh altered San Francisco's draft strategies by becoming the first to trade picks for additional picks. It had never been done in team history prior to Walsh's arrival. In 1975, the 49ers traded their selections in the 16th and 17th rounds for Baltimore's 15th and 16th picks in 1976. It was a straight two for two. Prior to 1980, it was always picks for players. Walsh made the change in 1980 by trading away four picks in exchange for eight. Walsh dealt selections in the first, second, third and eighth rounds in exchange for two picks in the first, a second, two thirds, a fourth, an eighth and ninth round choice. In 1986, he took the "new" strategy to another level. When the draft started on April 29, the 49ers had six picks. When it ended, they had selected 13 players, not including Roosevelt Snipes from the '95 Supplemental Draft. Walsh had acquired Larry Roberts, Tom Rathman, Tim McKyer, Charles Haley, Steve Wallace, Pat Miller, Don Griffin, Jim Popp and Harold Hallman via trades. It is a draft that has been compared with the best in NFL history.



ADMINISTRATION

ORGANIZATION



Lynn Carrozzi
Ticket Manager



Fred Formosa
Director of Security



Murlan "Mo" Fowell
Director of Stadium Operations



Mark Foxton
Director of Corporate Partnerships



Richard Genoff
Sports Turf Manager/Head Groundskeeper



Fred Gualco
Security Coordinator



Stew Heathcote
Dir. of Marketing and Business Development



Alex Ignacio
Director of Information Technology



Rodney Knox
Sr. Director of Communications



Anthony Lozano
Facilities Manager



Dave Rahn
Director of Team Services



Kirk Reynolds
Director of Public Relations

FRONT OFFICE STAFF



Keena Turner
Player Development Director



Debye Wheelchel
Controller



Robert Yanagi
Video Operations Director




Stephanie Alvarez
Executive Assistant/President



Donna Barnes
Ticket Office/Stadium Operations



Dawn Beres
Executive Assistant/Coaches



Gary Burcham
Maintenance Assistant/Stadium Operations



Salvatore Calone
Stadium Operations



Drew Casani
Player Personnel Assistant



Esther Chi
Accountant



Angela Christiansen
Executive Assistant/General Manager



Holly Dillenburg
Office Administrator



Sally Fenster
Payroll Specialist



Sandy Fontana
Business Operations



Bernadette Garcia
Stadium Operations



Tom Hastings
Manager of Internet Services



Nikki Hawkins
Sales and Marketing Manager



Hilary Heuermann
Executive Assistant/Football Operations



Cindy Jensen
Public & Community
Relations
Coordinator



Kristin Johnson
Public Relations
Coordinator



Darla Maeda
Community
Relations Manager



Gilbert Martinez
Systems
Administrator



Guy McIntyre
Alumni
Coordinator



Willie McNeil
Security



Jim Mercurio
Asst. Director
Stadium
Operations



Dario Montenegro
Security



Carri Parham
Office Assistant



Nick Pettit
Assistant
Equipment
Manager



Judy Pitts
Accounts Payable



Michele Quattrin
Executive
Assistant/Head
Coach



Amber Reed
Account
Executive



Rene Sanchez
Housekeeping



Eduardo Sandoval
Housekeeping



Miguel Sandoval
Housekeeping



Raul Sandoval
Maintenance



Jesse Sapolu
Alumni
Coordinator



Ted Staryk
Player Personnel
Assistant



Chad Steele
Media Relations
Coordinator



Gail Tobriner
Assistant Ticket
Manager



Terry Tumey
Player Personnel
Assistant



Steve Urbaniak
Assistant
Equipment
Manager



Jimmy Vaughn
Security



José Vasquez
Housekeeping



Jane Walsh
Executive
Assistant



Mike Williams
Player Personnel
Assistant



Eric Wright
Alumni
Coordinator



Keith Yanagi
Video Operations
Assistant



ABOUT THE SAN FRANCISCO 49ERS FOUNDATION

The 49ers Foundation was established in July 1991 by the San Francisco 49ers as the team's community outreach division. It is dedicated to enhancing the educational, social and cultural needs of our community. The foundation offers unique resources and financial support to non-profit organizations working to enrich and strengthen communities throughout the greater San Francisco Bay Area.

Just as the San Francisco 49ers take pride in their drive for victories, the 49ers Foundation takes great pride in playing an active role in Bay Area communities. The exceptional support received from 49er fans throughout the Bay Area inspires the team to give back to the community. The foundation serves the Bay Area through active involvement in programs that enhance the quality and well-being of both youth and adults. It offers numerous community programs, in-kind services and the personal involvement of the players, coaches and front office staff. The money raised by the 49ers Foundation is allocated through grants to local Bay Area charities.

Mission Statement: To enhance the educational, health, social and cultural needs of our community by offering unique resources and financial support to non-profit organizations.

The 49ers Foundation enables individuals and corporations to make contributions often as a tax deduction to help those in need of assistance in our community. Participation in one of several outstanding events or programs through charitable donations is a win-win for everyone.

Through a combination of new and established events such as the inaugural Celebrity Ski Classic, the annual 49ers Foundation Golf Tournament and Coach Steve Mariucci's Bocce Ball Tournament, the Foundation produces events that raise money, bring players and fans together and help local charities do a better job in serving their clients.



As a 501(c) (3), the 49ers Foundation is a separate non-profit entity within the 49ers organization. The Foundation is led by a strong working Board of Directors, consisting of a dedicated group of highly successful businessmen. These Board members, whose expertise in formulating policies for national and international businesses, are devoted to productive community service.

The goal of the 49ers Foundation is to be the premier Foundation in the NFL with a focus on the educational, health, social and cultural needs of our community.

THE 49ERS ACADEMY

One program in particular that exemplifies the commitment of the 49ers Foundation is The 49ers Academy in East Palo Alto. The 49ers Academy was established in 1996 with a mission statement of "helping kids help themselves."



The 49ers Academy is a combined effort of The Ravenswood City School District, The 49ers Foundation and Costco Wholesale. The program strives to provide at risk students with the most comprehensive academic, social and emotional services to keep the kids in school and off the streets.

The 49ers Foundation offers financial assistance, along with other support that has evolved into a wonderful example of professional sports franchises becoming involved in a direct way with at risk youth.

Honor students are rewarded with trips to games and visits to practice and lunches at the 49ers training facility. This type of positive reinforcement and an association with one of the most storied franchises in sports helps motivate many kids who might have otherwise been lost along the way.

The 49ers Academy provides many different and important services such as art therapy, conflict resolution, grief counseling and mentor programs. For more information on the 49ers Academy, please visit their website at www.49ers-Academy.org

49ERS FOUNDATION EVENTS

The 49ers Foundation presents a number of fundraising events throughout the year. These events provide the money necessary to grant funds to various charitable and educational organizations throughout the greater Bay Area.



THE 49ERS FOUNDATION CELEBRITY SKI CLASSIC

The 49ers Foundation hosted its inaugural Celebrity Ski Classic in March 2001 at The Resort at Squaw Creek in Lake Tahoe, CA. As a first time event it became the most successful single fundraiser in 49ers Foundation history.

The Celebrity Ski Classic is an event where a limited number of corporate sponsors join together with celebrities from the San Francisco 49ers as well as with world class skiers and other athletes and entertainers in a wonderful relationship-building setting.

Guests participated in a fun race and numerous other activities over the weekend including live and silent auctions. The Celebrity Ski Classic provided an outstanding opportunity to meet, ski and socialize with a variety of 49er players, alumni and coaches, as well as Olympic medallists, athletes and other celebrities.

The proceeds received from the event support all the charitable activities of the 49ers Foundation.

The second annual 49ers Foundation Celebrity Ski Classic will take place March 21-24, 2002.

STEVE MARIUCCI'S BOCCIE BALL TOURNAMENT

Steve Mariucci's 3rd Annual Bocce Ball Tournament was held June 6th, 2001, at Campo di Bocce in Los Gatos, a beautiful venue dedicated to playing and enjoying the sport of bocce ball. Celebrities who have given their time and have helped raise funds for this event in the past include John Madden, Steve Young, Peggy Fleming, Michigan State basketball coach Tom Izzo, Bill Walsh, Jerry Rice and Jon Gruden. The proceeds from this event support the 49ers Foundation as well as other charities.





THE 49ERS FOUNDATION GOLF TOURNAMENT

The 49ers Foundation held their eighth annual dinner, auction and golf tournament on April 29-30, 2001. The dinner auction was held at the 49ers training facility with one of the highlights of the evening being the silent auction, which took place in the 49ers locker room. The evening also included a live auction with 49ers broadcaster Gary Plummer helping the Foundation raise a substantial amount of money.

Several students from the 49ers Academy in East Palo Alto attended the Sunday evening event at the 49ers facility. The students were given golf lessons Monday during the Foundation Golf Tournament.



The Foundation Tournament was held at the Palo Alto Hills Golf and Country Club under beautiful sunny skies and warm weather. The field included 49ers President Peter Harris, and current players Bryant Young, Ray Brown and J.J. Stokes, among others. Event highlights were broadcast on several local news channels.

Next year's golf tournament will be held on April 28-29, 2002.

49ERS FOUNDATION BOARD OF DIRECTORS

James G. McCloskey

President, 49ers Foundation Board of Directors
President, D. Zelinsky & Sons

Seth J. Gersch

Vice President, 49ers Foundation Board of Directors
President and CEO, Banc of America Broker Dealer Services a division of
Banc of America Securities

William S. Boykin

Vice President, Boykin Brokerage Company

David Spisak

District Vice President, AutoNation Northwest District

Jan Katzoff

CEO, SportsMark Management Group

Rodney Knox

San Francisco 49ers

Steve Mariucci

Honorary Member Board of Directors
Head Coach San Francisco 49ers

Eric Wright

Alumni Representative
San Francisco 49ers 1981-1990

Jeff Bayer

Director of Operations and Administration

Debye Whelchel

49ers Foundation CFO

John Ottoboni

49ers Foundation Legal Counsel
Ferrari, Ottoboni LLP



HIT PARADE

Terrell Owens led the team in receptions, receiving yards and touchdowns in 2000. He also led the 49ers in broken tackles. The five-year veteran averaged 4.1 yards after the initial hit by a defensive player. Owens had 100 touches (97 rec., 3 rush) and posted 411 yards after the first hit. J.J. Stokes was second on the team with a 4.0-yard average. Charlie Garner had a team-high 939 yards after the first hit.

YARDS AFTER HIT LEADERS

| No. | Player | Att. | Yards | Avg. |
|-----|----------------|------|-------|------|
| 1. | Terrell Owens | 100 | 411 | 4.1 |
| 2. | J.J. Stokes | 30 | 120 | 4.0 |
| 3. | Paul Smith | 15 | 59 | 3.9 |
| 4. | Tai Streets | 17 | 60 | 3.5 |
| 5. | Charlie Garner | 326 | 939 | 2.8 |

SELECT COMPANY

Steve Mariucci is one of only three active head coaches to produce at least two Pro Bowl players at quarterback, running back and wide receiver. George Seifert and Dick Vermeil are the only other active coaches to do it. During his four years in San Francisco, Mariucci has tutored quarterbacks Steve Young and Jeff Garcia, running backs Garrison Hearst and Charlie Garner and wide receivers Jerry Rice and Terrell Owens as they have earned trips to Honolulu. Garcia, Hearst, Garner and Owens made first-time appearances under Mariucci's direction, while Rice made his 12th trip the year following major knee surgery. Young produced career-highs in passing yards and touchdowns in his 1998 Pro Bowl campaign.

| POS | MARIUCCI | SEIFERT | VERMEIL |
|-----|-----------------------------------|---|--------------------------------------|
| QB | Steve Young Jeff Garcia | Joe Montana Steve Young Steve Beuerlein | Ron Jaworski Kurt Warner |
| RB | Garrison Hearst Charlie Garner | Roger Craig Ricky Watters | Wilbert Montgomery Marshall Faulk |
| WR | Jerry Rice Terrell Owens | Jerry Rice John Taylor Muhsin Muhammad | Harold Carmichael Isaac Bruce |



PLAYER PROFILES


FRED
BEASLEY
AUBURN
40


- ♦ Ht: 6-0, Wt: 246, Born: 9-18-74
- ♦ 4th Year (D-6 in '98)
- ♦ Games/Starts: 2000-15/15; Career-44/26
- ♦ Signed through 2001

FULLBACK

CAREER: Solidified himself as one of the best fullbacks in the NFL over last two years...Proved to be talented runner, receiver and blocking back for 49ers...With great hands, running power and blocking skills, is perfect fit for West Coast offense.

ACQUIRED: Selected by 49ers in sixth round (No. 180 overall) of 1998 NFL Draft.

2000: Finished season with **CAREER-HIGH** six touchdowns, three rushing and three receiving...Finished year with 147 yards rushing, 233 yards receiving... Started and played in 15 games...Started season scoring single-game best three touchdowns, two receiving and one rushing, at Atlanta (9-3)...Scored **CAREER-HIGH** two receiving touchdowns at Falcons, catching three passes for 25 yards...Caught three passes in home opener vs. Carolina (9-10), including **CAREER-LONG** 34-yard reception...Scored fourth touchdown of year vs. Panthers on two-yard run in fourth quarter...Tied season-high with four receptions for 47 yards, including 29-yard touchdown at St. Louis (9-17)...Also carried three times for 10 yards at Rams...Provided several key blocks en route to Charlie Garner's 201-yard rushing performance at Dallas (9-24)...Rushed four times for 11 yards and caught one-yard pass at Cowboys...Carried five times for 17 yards and caught three passes for eight yards vs. Arizona (10-1)...Caught two passes for 15 yards and gained one yard on three carries vs. Oakland (10-8)...Despite spraining left thumb in second quarter and playing with low back strain, caught three passes for 14 yards and gained five yards on one carry at Green Bay (10-15)...Caught four passes for 32 yards and carried three times for seven yards at Carolina (10-22)...Rushed three times for 11 yards and caught two passes for 14 yards vs. St. Louis (10-29)...Carried twice for 11 yards before leaving game in third quarter with left ankle sprain at New Orleans (11-5)...Inactive vs. Kansas City (11-12) due to left ankle injury suffered at New Orleans...Rushed three times for nine yards vs. Atlanta (11-19)...Carried five times for 16 yards, including one-yard touchdown, at San Diego (12-3)...Rushed three times for season-high 19 yards and caught three passes for 15 yards vs. New Orleans (12-10)...Carried three times for nine yards and caught two-yard pass vs. Chicago (12-17)...Caught eight-yard pass and carried three times for nine yards at Denver (12-23).

1999: Finished season with **CAREER-HIGH** 276 yards rushing and **CAREER-HIGH** 282 yards receiving...Scored four touchdowns, all rushing...Played in 13 games, including 11 starting assignments after being inactive Weeks 1-3...Made first career start at St. Louis (10-10), rushed twice for four yards and caught nine-yard pass...Started and caught four passes for 46 yards vs. Carolina (10-17)...Blocking helped RB Charlie Garner rush for 85 yards and average 5.3 yards per carry vs. Panthers...Carried five times for 20 yards, including long of 14, and had one reception at Minnesota (10-24)...Recorded five carries for 25 yards and had one reception for nine yards vs. Pittsburgh (11-7)...Lead blocking helped Garner rush for 166 yards vs. Steelers...Started and rushed six times for 26 yards and caught two passes for 19 yards at New Orleans (11-21)...Scored first career touchdown on one-yard plunge vs. St. Louis (11-21)...Also caught three passes for 25 yards vs. Rams...Rushed eight times for 47 yards and caught three passes for 26 yards vs. Green Bay (11-29)...Started at Cincinnati (12-5) and caught two passes for 19 yards...Rushed eight times for 26 yards and **CAREER-HIGH** two rushing touchdowns vs. Atlanta (12-12)...Scored on runs of two and one yard vs. Falcons...Scored on 44-yard touchdown run on only carry at Carolina (12-18)...Also caught **CAREER-HIGH** six passes for 66 yards at Panthers...Carried **CAREER-HIGH** 12 times for **CAREER-HIGH** 65 yards vs. Washington (12-26).

1998: Played in all 16 regular season games and both postseason games, mostly on special teams...Finished year with one reception for 11 yards...Recorded special teams tackle vs. N.Y. Jets (9-6)...Recorded special teams tackle and forced fumble vs. Atlanta (9-27)...Caught 11-yard pass and played on special teams at New Orleans (10-11)...Recorded two assisted tackles on special



teams vs. St. Louis (12-27)...Played on special teams vs. Green Bay (1-3) in NFC Wild Card Game...Also played on special teams in NFC Divisional Playoff Game at Atlanta (1-9).

COLLEGE: Split time at tailback and fullback during career at Auburn...Finished collegiate career with 1,241 yards rushing and 567 yards receiving...Closed career with 16 rushing touchdowns...Started every game at fullback as senior...Led team with seven rushing touchdowns...Also caught 16 passes for 225 yards and two touchdowns...As junior split 12 games alternating as starting tailback and fullback...Recorded 428 yards on 94 carries...Started nine games as sophomore fullback...Totaled six touchdowns...Played in 10 games as freshman, splitting time at tailback...Majored in psychology.

PERSONAL: Born Frederick Jerome Beasley (9-18-74) in Montgomery, AL...Prepped at Robert E. Lee High in Montgomery, AL...Earned *USA Today* and *Parade* All-America honors as senior...Two-time All-State selection...Rushed for 3,894 yards and 62 touchdowns during prep career...Was three-year starter and helped lead Lee to state championships in 1991 and 1992...Ankle injury limited him to eight games as senior but rushed for 980 yards and 16 touchdowns...Also lettered in track...Was three-time State and one-time AAU National decathlon champion at Lee High...Married, he and wife, Jackie, have one son, Frederick Jerome Jr. (8-30-98)...Family resides in Montgomery, AL.

Did You Know...

Fred is the eighth of nine children, Beasley's father, Fred Sr., who had a strong influence on all of his children, ran his own construction company and some nightclubs. Fred Sr. was murdered while locking up one of his clubs when Fred Jr. was only 13 years old. As a tribute, Fred has a tattoo of his father on his left shoulder.

BEASLEY'S NFL STATISTICS

| YEAR | G/S | RUSH | YDS | AVG | TD | LONG | REC | YDS | AVG | TD | LONG |
|---------------|--------------|------------|------------|------------|----------|------------|-----------|------------|------------|----------|-----------|
| 1998 | 16/0 | 0 | 0 | 0.0 | 0 | 0 | 1 | 11 | 11.0 | 0 | 11 |
| 1999 | 13/11 | 58 | 276 | 4.8 | 4 | 44t | 32 | 282 | 8.8 | 0 | 24 |
| 2000 | 15/15 | 50 | 147 | 2.9 | 3 | 9 | 31 | 233 | 7.5 | 3 | 34 |
| Career | 44/26 | 108 | 423 | 3.9 | 7 | 44t | 64 | 526 | 8.2 | 3 | 34 |
| Postseason | | | | | | | | | | | |
| 1998 | 2/0 | 0 | 0 | 0.0 | 0 | 0 | 0 | 0 | 0.0 | 0 | 0 |
| Career | 2/0 | 0 | 0 | 0.0 | 0 | 0 | 0 | 0 | 0.0 | 0 | 0 |

OTHER STATS: (REGULAR SEASON) SPECIAL TEAMS TACKLES - 1998 (4); FORCED FUMBLES - 1998 (1)

BEASLEY'S CAREER HIGHS

RUSHES - 12 vs. Washington (12-26-99)
RUSHING YARDS - 65 vs. Washington (12-26-99)
LONG RUSH - 44t at Carolina (12-18-99)
TD RUSHES - 2 vs. Atlanta (12-12-99)
RECEPTIONS - 6 at Carolina (12-18-99)
RECEIVING YARDS - 66 at Carolina (12-18-99)
LONG RECEPTION - 34 vs. Carolina (9-10-00)
TD RECEPTIONS - 2 at Atlanta (9-3-00)



ZACK

BRONSON

MCNEESE STATE

31



- ♦ Ht: 6-1, Wt: 201, Born: 1-28-74
- ♦ 5th Year (FA in '97)
- ♦ Games/Starts: 2000-9/7; Career-51/10
- ♦ Signed through 2002

SAFETY

CAREER: Five-year veteran has range to play free safety and power to play strong safety...Played key role at end of 2000 season after fully recovered from neck injury.

ACQUIRED: Signed by 49ers as undrafted free agent in 1997...Resigned in 2001.

2000: Finished season with 31 tackles (25 solo) and tied for team lead with three interceptions for **CAREER-HIGH** 75 yards...Saw action in

nine games, starting seven...Recorded three solo tackles and one solo special teams tackle at Atlanta (9-3)...Started in place of injured Lance Schulters (ankle) and posted seven tackles (five solo) and one pass defended vs. Carolina (9-10)... Also credited with one forced fumble vs. Panthers...Inactive (neck) at St. Louis (9-17) due to injury suffered vs. Carolina...Played from scrimmage and on special teams at Dallas (9-24)...Inactive (neck) Weeks 5-10...Returned to starting lineup, after missing six games, vs. Kansas City (11-12)...Tallied six tackles (three solo), two passes defended and one interception (23 yards) vs. Chiefs...Returned two interceptions 52 yards (43 & nine) at San Diego (12-3)...Caused fumble (recovered by Lance Schulters) that set-up Charlie Garner touchdown run...Also made two solo tackles and two passes defended at Chargers...Registered four tackles (three solo) vs. New Orleans (12-10)...Credited with one solo special teams tackle vs. Saints...Played from scrimmage and on special teams vs. Chicago (12-17)...Posted **CAREER-HIGH** eight solo tackles at Denver (12-23).

1999: Played in 15 games and made two starts...Finished season with 22 tackles (15 solo)...Played on special teams and recorded one assisted tackle at Jacksonville (9-12)...Replaced Tim McDonald (concussion) and recorded six tackles (two solo) and one pass defended at Minnesota (10-24)...Made first start of season in place of Lance Schulters (high ankle sprain) and recorded six solo tackles vs. Pittsburgh (11-7)...Made second consecutive start at New Orleans (11-14) and recorded seven tackles...Saw action at safety and recorded three tackles (two solo) vs. St. Louis (11-21)...Credited with two special teams tackles vs. Green Bay (11-29)...Appeared on special teams before leaving game with right arch injury vs. Washington (12-26)...Placed on Injured Reserve (12-29) with right plantar fascia tear.

1998: Played in 11 games and made one start during regular season...Finished with 20 tackles and tied for team lead with **CAREER-HIGH** four interceptions (34 yards)...Also recorded seven special teams tackles...Had outstanding game vs. Atlanta (9-27) with two interceptions, two passes defended and one special teams tackle...Inactive at New Orleans (10-11) and vs. Indianapolis (10-18) with right hip injury...Returned to action at St. Louis (10-25) and recorded two solo tackles on defense and three solo special teams stops...Recorded two tackles, one pass defended, returned interception 28 yards and registered two special teams tackles at Green Bay (11-1)...Registered five tackles (three solo) and returned interception six yards vs. New Orleans (11-22)...Made first career start and recorded four tackles and one pass defended vs. N.Y. Giants (11-30)...Also credited with one special teams tackle vs. Giants...Played from scrimmage and on special teams at Carolina (12-6), but suffered right hamstring injury...Inactive Weeks 15-17 with right hamstring injury...Recorded one solo tackle vs. Green Bay (1-3) in NFC Wild Card Game...Posted three solo stops at Atlanta (1-9) in NFC Divisional Playoff Game.

1997: Played 16 games as reserve safety and on special teams...Finished with 30 tackles (17 solo), one interception and two passes defended...Posted seven tackles and one fumble recovery on special teams...Had one tackle and recovered fumbled punt to set up team's first touchdown at St. Louis (9-7)...Made **CAREER-HIGH** nine tackles (five solo) and broke up one pass at Atlanta (10-19)...Recorded first career interception and made one tackle at New Orleans (10-26)...Registered three tackles on defense and season-high two special teams stops vs. Denver (12-15)...Tied for team-lead with seven tackles (four solo) at Seattle (12-21)...Played in both postseason games vs.



Minnesota (1-3) and Green Bay (1-11)...Had special teams stop against Minnesota...Made one tackle against Green Bay in NFC Championship Game.

COLLEGE: Four-year starter at McNeese State...Three-time NCAA Division I-AA All-America...Missed three games as senior, but finished with 76 tackles, seven passes defended and one interception and earned All-America honors...Four-time first-team All-Southland Conference selection...Posted 10.1-yard punt return average for career...Recorded school record nine interceptions as freshman...Ranks second in school history with 19 career interceptions...Liberal studies major.

PERSONAL: Born Robert Zack Bronson (1-28-74) in Jasper, TX...Prepped at Jasper (TX) High...Lettered in football, basketball and track...Was two-way star as defensive back and wide receiver...Also returned kicks...Earned All-State honors in mile relay...Single...Resides in Jasper, TX during off-season.

Did You Know...

Zack Bronson has had many nicknames over the years, including "Scooby" because he watched Scooby Doo as a kid. However, the most current nickname is "Paper Sack," given to him by his teammates because they think he is too light.

BRONSON'S NFL STATISTICS

| YEAR | TACKLES | | | | | PASS | | | | | | |
|-------------------|--------------|------------|-----------|-----------|----------|----------|-----------|----------|------------|----------|----------|----------|
| | G/S | TOT | SOLO | AST | SACKS | YDS | DEF | INTS | YDS | FF | FR | YDS |
| 1997 | 16/0 | 30 | 17 | 13 | 0 | 0 | 2 | 1 | 22 | 0 | 1 | 3 |
| 1998 | 11/1 | 20 | 13 | 7 | 0 | 0 | 5 | 4 | 34 | 0 | 0 | 0 |
| 1999 | 15/2 | 22 | 15 | 7 | 0 | 0 | 1 | 0 | 0 | 0 | 0 | 0 |
| 2000 | 9/7 | 31 | 25 | 6 | 0 | 0 | 5 | 3 | 75 | 2 | 0 | 0 |
| Career | 51/10 | 103 | 70 | 33 | 0 | 0 | 13 | 8 | 131 | 2 | 1 | 3 |
| Postseason | | | | | | | | | | | | |
| 1997 | 2/0 | 1 | 0 | 1 | 0 | 0 | 0 | 0 | 0 | 0 | 0 | 0 |
| 1998 | 2/0 | 4 | 4 | 0 | 0 | 0 | 0 | 0 | 0 | 0 | 0 | 0 |
| Career | 4/0 | 5 | 4 | 1 | 0 | 0 | 0 | 0 | 0 | 0 | 0 | 0 |

OTHER STATS: (REGULAR SEASON) SPECIAL TEAMS TACKLES - 1997 (7), 1998 (7), 1999 (8), 2000 (2); (POSTSEASON) SPECIAL TEAMS TACKLES - 1997 (1)

BRONSON'S CAREER HIGHS

TOTAL TACKLES - 9 at Atlanta (10-19-97)
SOLO - 8 at Denver (12-23-00)
ASSISTS - 4 at Atlanta (10-19-97)
INTERCEPTIONS - 2 (two times) Last: at San Diego (12-3-00)
LONG INTERCEPTION RETURN - 43 at San Diego (12-3-00)
FUMBLE RECOVERIES - 1 at St. Louis (9-7-97)



RAY

BROWN

ARKANSAS STATE

65

GUARD



- ♦ Ht: 6-5, Wt: 318, Born: 12-12-62
- ♦ 16th Year (FA in '96)
- ♦ Games/Starts: 2000-16/16; Career-205/145
- ♦ Signed through 2006

CAREER: Recognized as anchor of offensive line...Powerful technician who did not allow sack during 2000 season...Excels in all phases of game...Powerful run blocker who moves well on run...Dominant pass protector with great leverage, balance and strength...Tremendous durability...Has missed just one game due to injury since 1992.

ACQUIRED: Signed by 49ers as free agent in 1996...Originally drafted by St. Louis Cardinals in eighth round (No. 201 overall) of 1986

NFL draft...Signed by Washington as Plan B free agent in 1989.

2000: (With San Francisco) Started all 16 games at left guard and did not allow single sack, as offensive line allowed only 25 all season (third in NFL)...Helped line produce five sackless games...Provided solid wall of protection that allowed the 49ers to finish fourth in NFL in total offense with 6,040 total yards...Started and played entire game at left guard Weeks 1-3...Started and played entire game at left guard at Dallas (9-24) and helped Charlie Garner gain career-high and **TEAM RECORD** 201 rushing yards...Started and played entire game at left guard vs. Arizona (10-1)...Started at left guard but left game with right knee sprain vs. Oakland (10-8)...Started and played entire game at left guard at Green Bay (10-15) and at Carolina (10-22)...Started at left guard but left game in fourth quarter with right knee sprain vs. St. Louis (10-29)...Started at left guard at New Orleans (11-5) and limited Pro Bowl DT La'Roi Glover to one assisted tackle and no sacks...Started and played in 200th NFL game vs. Kansas City (11-12)...Started at left guard vs. Atlanta (11-19), but did not play second half due to right knee sprain...Started and played entire game at left guard Weeks 14-17.

1999: (With San Francisco) Started all 16 games at left guard as 49ers led NFL with 2,095 yards rushing...Started at guard Weeks 1-7...Started at guard as team rushed for 223 yards and RB Charlie Garner posted 166 yards vs. Pittsburgh (11-7)...Started at left guard Weeks 10-12...Started at left guard as offense produced season-high 542 yards, including 437 yards passing with no sacks, at Cincinnati (12-5)...Dominating run-blocking helped Garner rush for 107 yards vs. Atlanta (12-12)...Started at left guard and did not allow a sack as QB Jeff Garcia passed for 303 yards at Carolina (12-19)...Posted dominating performance against Washington (12-26)...His play helped limit Redskins defensive tackle tandem of Dana Stubblefield and Dan Wilkinson to three tackles as Garner rushed for 129 yards on 16 carries vs. Redskins (8-1 avg.)...Started as team totaled 506 yards of offense, including 373 yards passing, at Atlanta (1-3)...Offensive line did not allow sack at Falcons.

1998: (With San Francisco) Started all 16 games at left guard for NFL's number one ranked rushing team...Started at left guard in season opener vs. N.Y. Jets (9-6)...Lead block on trap play opened hole for RB Garrison Hearst's 96-yard touchdown run in overtime win against Jets...Started at guard at Washington (9-14) and limited DT Dana Stubblefield to one tackle as 49ers rushed for 210 yards in 45-10 victory...Named Breathe Right Offensive Lineman-of-the-Week for performance at Redskins...Started at New Orleans (10-11) and made key downfield block on Hearst's 33-yard touchdown reception...Started at left guard as team rushed for 237 yards vs. N.Y. Giants (11-30)...Started at left guard as team rolled to 236 rushing yards at Carolina (12-6)...Started at guard as 49ers set **TEAM RECORD** 328 yards rushing vs. Detroit (12-14)...Started vs. Green Bay (1-3) in NFC Wild Card Game, helping Hearst rush for 128 yards in victory...Started at Atlanta (1-9) in NFC Divisional Playoff Game.

1997: (With San Francisco) Started 15 games at left guard...Missed one game with sprained left foot...Started at left guard and helped 49ers produce season-high 219 yards rushing at Carolina (9-29)...Suffered left foot injury at Atlanta (10-19)...Inactive against New Orleans (10-26)...Started both postseason games vs. Minnesota (1-3) and Green Bay (1-11)...Helped 49ers rush for 175 yards in NFC Divisional Playoff Game against Minnesota.

1996: (With San Francisco) Started all 16 games at left guard...Did not miss snap in five games...Had top individual performance against former team Washington (11-24), limiting defensive tackle Sean Gilbert to three tackles and no sacks...Started at left guard as 49ers rushed for season-high 199 yards at Atlanta (12-2)...Helped 49ers rush for 349 yards and 5.8-yard average in two games against Falcons...Started both postseason games vs. Philadelphia (12-29) and at Green Bay (1-4).



1995: (With Washington) Started all 16 games at left guard for Redskins and played all but four snaps from scrimmage all season, participating in 99.6 percent of offensive plays...Only action missed all season was in Week 4 at Tampa Bay (9-24) to sit out three plays due to heat...Also missed one play in fourth quarter after suffering pinched nerve in shoulder vs. Buccaneers...Played left tackle for part of game vs. Seattle (11-19) in place of injured Joe Patton.

1994: (With Washington) Started all 16 games, logging first 14 at left guard and final two at left tackle in place of injured Jim Lachey...Saw action in 92 percent of Redskins offensive plays, seeing duty on 938 of team's 1,016 offensive snaps...Also saw action at tight end on short-yardage situations beginning in Week 8.

1993: (With Washington) Opened year with seven starts at left guard...Switched to right tackle on second offensive series of game at Buffalo (11-1)...Started following three games at right tackle before moving back to left guard...Broke left thumb vs. Philadelphia (11-28)...Had two screws inserted into finger and was forced out of starting lineup; however, continued to play on short-yardage situations.

1992: (With Washington) Opened year as reserve at left guard...Became starting right tackle in Week 13 after Joe Jacoby was injured.

1991: (With Washington) Spent entire season on Injured Reserve (elbow).

1990: (With Washington) Spent entire regular season on Injured Reserve (elbow)...Activated for playoffs and participated in NFC Divisional Playoff Game at San Francisco (1-12).

1989: (With Washington) First season as member of Redskins...Did not play until 10th game of season vs. Philadelphia (11-12), entering game in first quarter in place of Joe Jacoby...Earned game ball by not allowing sack vs. Reggie White, helping pave way for 10-3 win.

1988: (With Arizona) Played in 15 games as member of Cardinals, earning starting assignment in season finale.

1987: (With St. Louis) Waived by Cardinals during training camp...Re-signed (9-12) and started three games at left tackle before going on Injured Reserve (11-12) due to torn finger tendon...Re-activated (12-12) for final three games.

1986: (With St. Louis) Played first six games as reserve tackle with Cardinals...On Injured Reserve for five games at midseason with knee injury...Started final four games at left guard.

COLLEGE: All-Southland Conference selection at Arkansas State...First player in conference history to be named first-team All-Conference at two different positions in same season (OL and TE)...Was 237-pound tight end in wishbone...Began collegiate career at Memphis State, before transferring to Arkansas State.

PERSONAL: Full name is Leonard Ray Brown, Jr....Born (12-12-62) in Marion, AR, and was All-State football player on both offense and defense at Marion High...Once made 25 tackles in high school game...One of four children in family to attend college on athletic scholarship...Active in Special Olympics program...Married, he and wife, Ashley, have one daughter, Miriam (12-30-95)...Has three children from previous marriage: Lentisha (12-2-81), Tyler (12-2-83) and Andrea (1-12-87)...The Browns live in San Jose, CA.

Did You Know...

Ray was voted class president in high school in Arkansas. With that honor he won a trip to the State Capitol and got to meet the then-Governor, former President Bill Clinton.

BROWN'S NFL STATISTICS

(REGULAR SEASON) GAMES/STARTS - St. Louis/Phoenix 1986 (11/4), 1987 (7/3), 1988 (15/1), Washington 1989 (7/0), 1990 (IR), 1991 (IR), 1992 (16/8), 1993 (16/14), 1994 (16/16), 1995 (16/16), San Francisco 1996 (16/16), 1997 (15/15), 1998 (16/16), 1999 (16/16), 2000 (16/16); CAREER - 205/145; (POSTSEASON) GAMES/STARTS - Washington 1990 (1/0), 1991 (IR), 1992 (2/2), San Francisco 1996 (2/2), 1997 (2/2), 1998 (2/2); CAREER - 9/8



JUNIOR BRYANT

NOTRE DAME

90



- ◆ Ht: 6-4, Wt: 278, Born: 1-16-71
- ◆ 7th Year (FA in '93)
- ◆ Games/Starts: 2000-3/3; Career-83/43
- ◆ Signed through 2006

DEFENSIVE TACKLE

CAREER: Junior Bryant has proved to be one of most versatile and dependable defensive linemen in NFL...Great hands, balance and unrelenting work ethic make Bryant an anchor on 49ers defensive line...Can play inside or outside...Originally joined 49ers as undrafted free agent in 1993...Suffered career-threatening neck injury at St. Louis (9-17-00).

ACQUIRED: Signed with 49ers as undrafted free agent in 1993...Signed seven-year contract 2-17-00.

2000: Started and played in three games before injuring neck during third week of season...Recorded five solo tackles, including two for loss, and two QB pressures at Atlanta (9-3)...Credited with two tackles (one solo) and one QB pressure vs. Carolina (9-10)...Posted five tackles (four solo) and one QB pressure before leaving game late in third quarter with severe neck sprain at St. Louis (9-17)...Injury later diagnosed as bulging disc...Inactive Weeks 4-6 due to neck injury suffered at St. Louis...Placed on Injured Reserve (10-10).

1999: Started and played in all 16 games...Started 11 games at defensive tackle and five at defensive end...Finished year with 55 tackles and 4.5 sacks...Opened season with three tackles, including 10-yard sack of QB Mark Brunell, at Jacksonville (9-12)...Started at right defensive tackle and recorded two tackles and one pass defended vs. New Orleans (9-19)...Recorded seven tackles (three solo) at Arizona (9-27)...Tallied four solo tackles, including two sacks for 18 yards, vs. Tennessee (10-3)...Also had one pass defended vs. Titans...Started at defensive tackle and recorded three solo tackles and recovered fumble in end zone for touchdown at St. Louis (10-10)...Also recorded one pass defended vs. Rams...Started at left defensive end for injured Marvin Washington (ruptured patellar tendon) vs. Carolina (10-17)...Recorded two solo tackles, including nine-yard sack, and one forced fumble, returned for touchdown by Mark McMillian, vs. Panthers...Registered three tackles (two solo) and one forced fumble, returned by Darnell Walker for touchdown, at Minnesota (10-24)...Started at left defensive end and recorded four tackles vs. Pittsburgh (11-7)...Started at right defensive tackle and recorded five tackles (three solo) at New Orleans (11-14)...Tallied five solo tackles, one shared sack and one pass defended vs. Green Bay (11-29)...Started at right defensive tackle and recorded four tackles at Cincinnati (12-5)...Started at defensive end and tallied two tackles vs. Atlanta (12-12)...Started at defensive end and recorded four solo tackles at Carolina (12-18).

1998: Started all 16 regular season games and both postseason games at right defensive tackle...Finished with 46 tackles (31 solo), 5.0 sacks, four passes defended and six quarterback pressures...Recorded four tackles, including nine-yard sack, against N.Y. Jets (9-6)...Registered four solo stops and one pass defended at Washington (9-14)...Totaled three tackles, including one sack for 10 yards, and one pass defended vs. Atlanta (9-27)...Credited with four tackles (three solo) at Buffalo (10-4)...Notched four tackles, including shared sack (Bryant Young), at New Orleans (10-11)...Recorded two solo stops and shared sack (Bryant Young) vs. Indianapolis (10-18)...Recorded two tackles, including one-yard sack, and one pass defended at St. Louis (10-25)...Registered five tackles (three solo) at Green Bay (11-1)...Credited with three tackles (two solo) before temporarily leaving game with right quadriceps bruise at Atlanta (11-15)...Started, but played sparingly with right quad bruise, vs. New Orleans (11-22)...Recorded two solo tackles, one pass defended and blocked field goal vs. N.Y. Giants (11-30)...Recorded two solo tackles and blocked PAT vs. Detroit (12-14)...Registered three tackles (two solo), including 15-yard sack, and one forced fumble vs. St. Louis (12-27)...Started and recorded five solo stops in NFC Wild Card Game vs. Green Bay (1-3)...Started and recorded three solo tackles and returned interception four yards at Atlanta (1-9) in NFC Divisional Playoff Game.

1997: Played in 16 games and started three at left defensive tackle...Finished with 32 tackles (24 solo), 2.5 sacks and three quarterback pressures...Recorded seven tackles and one blocked punt



on special teams...Played in both postseason games and totaled two tackles and two quarterback pressures...Registered four tackles on defense and season-high two on special teams against Atlanta (9-21)...Matched season-high with two special teams stops at Carolina (9-29)...Made one special teams tackle and blocked punt against St. Louis (10-12)...Became first 49er to block punt in non-strike regular season game since Bill Ring did it against Atlanta (12-2-84)...Made first start of season in place of injured Bryant Young (ankle) and posted season-high five tackles (three solo) and one sack at New Orleans (10-26)...Made second start at left defensive tackle and recorded two tackles and 1.5 sacks at Philadelphia (11-10)...Made third start and registered three tackles at Seattle (12-21)...Recorded two tackles and one quarterback pressure against Minnesota (1-3) in NFC Divisional Playoff Game...Had one quarterback pressure and broke up one pass in NFC Championship Game vs. Green Bay (1-11).

1996: Played in 16 games and made one start at right defensive tackle...Made 25 tackles (22 solo), had two passes defended and shared sack...Ranked fourth on team with 11 special teams tackles...Made six tackles and tied for team-high with two special teams tackles in two postseason games...Blocked pass late in fourth quarter, setting up Chris Doleman interception, to preserve win at Houston (10-27)...Credited with one special teams tackle and one vital fumble recovery at Washington (11-24), allowing 49ers to maintain possession and score game-tying touchdown...49ers won in overtime (19-16)...Started in place of injured Dana Stubblefield (back) and recorded three solo tackles at Atlanta (12-2)...Recorded season-high four tackles (three solo) vs. Detroit (12-23)...Posted four tackles on defense and two on special teams in NFC Playoffs against Philadelphia (12-29) and at Green Bay (1-4).

1995: First active NFL season following two years on 49ers practice squad...Played in all 16 regular season games and NFC Divisional Playoff Game, including four starting assignments at left defensive tackle...Started Weeks 5-8 in place of injured Bryant Young (ankle)...Saw limited duty both from scrimmage and on special teams during first four games...Made first NFL start at left defensive tackle vs. N.Y. Giants (10-1) and responded by registering three solo tackles...Started and credited with six tackles (five solo) at Indianapolis (10-15)...Made third consecutive start and finished with four solo tackles and first career sack at St. Louis (10-22)...Registered fourth consecutive start and logged all 62 defensive plays, posting three tackles and one forced fumble, vs. New Orleans (10-29)...Credited with three tackles vs. Carolina (11-5) and Buffalo (12-3).

1993-94: Spent two seasons on 49ers practice squad after signing as undrafted free agent.

COLLEGE: Lettered all four years at Notre Dame...Played primarily on special teams as freshman and sophomore, before starting nine games as junior and racking up 27 tackles...Graduated with degree in marketing.

PERSONAL: Edward E. Bryant Jr. was born (1-16-71) and raised in Omaha, NE, where he earned All-State and All-America honors as senior at Creighton Prep...Involved in year-round martial arts training program to increase hand speed, balance and conditioning...Participates in yoga to improve balance and flexibility...Established "90 Ways" in 1996, a non-profit organization that provides financial scholarships to students in Omaha area...Holds annual football clinic and golf tournament in Omaha to provide professional coaching to junior high and high school kids as well as raise money for 90 Ways...Active participant for Alisa Ann Ruch Burn Foundation, which hosts largest summer camp (Champ Camp) in world for adolescent burn victims, helping burn victims cope with pain and recovery...Was named *USA Weekend Magazine's* Most Caring Athlete (along with Bryant Young) in 2000...Has private pilot license and has been flying since 1995...Single...Resides in Redwood City, CA.

Did You Know...

Junior has a passion for flying, and is a licensed pilot. He has logged over 200 hours of flight time and is certified to fly single engine aircraft. Junior is currently working on his instrument rating.



BRYANT'S NFL STATISTICS

| YEAR | G/S | TACKLES | | | | PASS | | | | | | |
|-------------------|--------------|------------|------------|-----------|-------------|--------------|-----------|----------|----------|----------|----------|----------|
| | | TOT | SOLO | AST | SACKS | YDS | DEF | INTS | YDS | FF | FR | YDS |
| 1995 | 16/4 | 36 | 25 | 11 | 1.0 | 8.0 | 0 | 0 | 0 | 1 | 0 | 0 |
| 1996 | 16/1 | 25 | 22 | 3 | 0.5 | 1.5 | 2 | 0 | 0 | 0 | 2 | 1 |
| 1997 | 16/3 | 32 | 24 | 8 | 2.5 | 16.0 | 1 | 0 | 0 | 0 | 0 | 0 |
| 1998 | 16/16 | 46 | 31 | 15 | 5.0 | 39.0 | 4 | 0 | 0 | 1 | 0 | 0 |
| 1999 | 16/16 | 55 | 40 | 15 | 4.5 | 37.0 | 4 | 0 | 0 | 2 | 1 | 0 |
| 2000 | 3/3 | 12 | 10 | 2 | 0.0 | 0.0 | 0 | 0 | 0 | 0 | 0 | 0 |
| Career | 83/43 | 206 | 152 | 54 | 13.5 | 101.5 | 11 | 0 | 0 | 4 | 3 | 1 |
| Postseason | | | | | | | | | | | | |
| 1995 | 1/0 | 0 | 0 | 0 | 0.0 | 0 | 0 | 0 | 0 | 0 | 0 | 0 |
| 1996 | 2/0 | 4 | 3 | 1 | 0.0 | 0 | 0 | 0 | 0 | 0 | 0 | 0 |
| 1997 | 2/0 | 2 | 2 | 0 | 0.0 | 0 | 1 | 0 | 0 | 0 | 0 | 0 |
| 1998 | 2/2 | 8 | 8 | 0 | 0.0 | 0 | 1 | 1 | 4 | 0 | 0 | 0 |
| Career | 7/2 | 14 | 13 | 1 | 0.0 | 0 | 2 | 1 | 4 | 0 | 0 | 0 |

OTHER STATS: (REGULAR SEASON) SPECIAL TEAMS TACKLES - 1996 (11), 1997 (7); (POSTSEASON) SPECIAL TEAMS TACKLES - 1996 (2); BLOCKED PUNT - 1997 (1); BLOCKED PAT - 1998 (1); BLOCKED FIELD GOAL - 1998 (1); FUMBLE RECOVERY FOR TOUCHDOWN: 1999 (1 at St. Louis)

BRYANT'S CAREER HIGHS

TOTAL TACKLES - 7 at Arizona (9-27-99)

SOLO - 5 (several times) Last: at Atlanta (9-3-00)

SACKS - 2 vs. Tennessee (10-3-99)

FORCED FUMBLES - 1 (several times) Last: at Minnesota (10-24-99)

GIOVANNI

CARMAZZI

HOFSTRA

19



- ◆ Ht: 6-3, Wt: 224, Born: 4-14-77
- ◆ 2nd Year (D-3a in '00)
- ◆ Games/Starts: 2000-0/0; Career-0/0
- ◆ Signed through 2002

QUARTERBACK

CAREER: Good athlete with quick feet and strong arm...Proven scrambler with speed to pick up yards...Quick enough to step up and avoid rush...Timed at 4.63 in 40-yard dash...Played for Rhein Fire in NFL Europe in 2001 to gain more game experience.

ACQUIRED: Drafted by the 49ers in third round (No. 65 overall) of 2000 NFL Draft.

2000: Inactive Weeks 1-17...Participated in NFL Europe in spring of 2001...Allocated to Rhein Fire...Placed on injured reserve (6-12) with shoulder injury...Finished campaign completing 42-of-71 passes for 448 yards, four touchdowns and four interceptions...Also rushed 30 times for 133 yards.

COLLEGE: Started 37-of-40 games in four-year career at Hofstra...Finished with 11 school records, including 9,731 yards passing, 764 completions on 1,187 attempts, 71 touchdowns and 10,415 yards total offense...Also ran for 1,044 yards on 377 attempts, including 32 touchdowns...Runner-up for Walter Payton award for top player in NCAA Division I-AA as senior...Started all 11 games and threw for 2,561 yards and 21 touchdowns, while completing



62.4 percent of passes (216-of-346) as senior...Started all 11 games, throwing for 2,751 yards and 29 touchdowns as junior...Rushed for 443 yards on 115 carries, including 11 touchdowns as junior... Also ranked sixth in nation with 290.4 yards per game average...Threw for 3,554 yards and 27 touchdowns, ran 116 times for 152 yards and nine scores and ranked second in nation with average of 336.7 yards per game as sophomore...Threw for school record 3,554 yards and 27 touchdowns on 288-of-408 attempts...Saw action in seven games, starting four as freshman...Connected on 33-of-66 attempts for 415 yards and five touchdowns...In 1995 was redshirt freshman at University of Pacific, until Pacific dropped football program...Graduated with degree in business management.

PERSONAL: Born Giovanni Daniel Carmazzi (4-14-77) in Sacramento, CA...Prepped at Jesuit (Carmichael, CA) High...Passed for 1,750 yards and 21 touchdowns and rushed for 400 yards and four touchdowns as senior...Lettered in football, basketball and track...Named Scholar Athlete-of-the-Year by National Football Foundation...Was also class valedictorian...Single...Resides in Sacramento, CA.

Did You Know...

Gio had a memorable 24th birthday this past April while playing for the Rhein Fire of NFL Europe. During the home game in Germany, over 3,000 fans sang "Happy Birthday" to Gio in unison.

GREG

CLARK

STANFORD

85



- ◆ Ht: 6-4, Wt: 255, Born: 4-7-72
- ◆ 5th Year (D-3 in '97)
- ◆ Games/Starts: 2000-15/15; Career-55/38
- ◆ Signed through 2003

TIGHT END

CAREER: Greg Clark has emerged as an outstanding NFL tight end with excellent run blocking and receiving ability...Helped 49ers lead NFL in rushing for two years (1998-99)...Has grown into pass receiving threat, having increased his receptions in each of his four seasons, including **CAREER-HIGH** 38 in 2000.

ACQUIRED: Drafted by 49ers in third round (No. 77 overall) of 1997 NFL draft...49ers traded third (86) and fifth round (156) picks to Indianapolis in order to move up in draft to select Clark.

2000: Played and started in 15 games...Hauled in **CAREER-HIGH** 38 passes for 342 yards and **CAREER-HIGH** two touchdowns...Started and caught four passes for 27 yards at Atlanta (9-3)...Started and caught two passes for 13 yards at Dallas (9-24)...Blocking contributed to Charlie Garner's team record breaking rushing performance (201 yards) at Cowboys...Caught two passes for 19 yards before leaving game with neck injury vs. Oakland (10-8)...Inactive (neck) at Green Bay (10-15)...Caught four passes for 53 yards, including long of 24, at New Orleans (11-5)...Caught four passes for 41 yards vs. Kansas City (11-12)...Caught three passes for **CAREER-HIGH** 62 yards, including **CAREER-LONG** of 34, at San Diego (12-3)...Caught four passes for 24 yards, including four-yard touchdown, vs. New Orleans (12-10)...Caught three passes for 20 yards, including one-yard touchdown, vs. Chicago (12-17).



1999: Played in 12 games and made 11 starts at tight end...Finished season with 34 receptions for **CAREER-HIGH** 347 yards, despite missing four games with injuries...Inactive Weeks 1-3 with broken ribs suffered in preseason game vs. Seattle (8-19)...Returned to starting lineup vs. Tennessee (10-3) and caught three passes for 29 yards...Grabbed five receptions for 43 yards vs. Carolina (10-17)...Started at Minnesota (10-24) and recorded three receptions for 27 yards before leaving game in fourth quarter with collapsed lung...Inactive (lung/ribs) vs. Pittsburgh (11-7)...Returned to starting lineup at New Orleans (11-14)...Caught one pass for eight yards vs. Saints...Started vs. Green Bay (11-29)...Caught three passes for 44 yards, including 24-yard grab, vs. Packers...Started and posted three receptions for 24 yards at Cincinnati (12-5)...Caught four passes for 46 yards vs. Atlanta (12-12)...Dominating run blocking helped RB Charlie Garner rush for 107 yards vs. Falcons...Caught **CAREER-HIGH** five passes for 40 yards at Carolina (12-18)...Registered 46 yards receiving vs. Washington...Another dominating run blocking performance helped Garner rush for 129 yards vs. Redskins...Caught one pass for 18 yards at Atlanta (1-3).

1998: Played in 13 games and started nine at tight end...Finished with 12 receptions for 124 yards and one touchdown...Suffered stress fracture in right foot during preseason...Inactive Weeks 1 & 2 with foot injury...Subbed at tight end vs. Atlanta (9-27) but played sparingly...Inactive Week 4 with right foot injury...Subbed at tight end at New Orleans (10-11) and caught one-yard touchdown pass...Made first start of season vs. Carolina (11-8) and caught one pass for eight yards...Started and caught nine-yard pass at Atlanta (11-15)...Started and caught one pass for 10 yards at New Orleans (11-22)...Started and caught one pass for seven yards vs. N.Y. Giants (11-30)...Started and caught 16-yard pass at Carolina (12-6)...Started at tight end and caught nine-yard pass vs. Detroit (12-14)...Started and caught three passes for 46 yards vs. St. Louis (12-27)...Also scored on two-point conversion vs. Rams...Started and caught three passes and **CAREER-HIGH** two touchdowns vs. Green Bay (1-3) in NFC Wild Card Game...Caught first career postseason touchdown on one-yard pass from QB Steve Young in first quarter...Added second touchdown on eight-yard reception in third quarter...Started and caught nine-yard pass vs. Atlanta (1-9) in NFC Divisional Playoff Game...Also scored on two-point conversion vs. Falcons.

1997: Played 15 games and started four...Finished with eight receptions for 96 yards and one touchdown...Used primarily as extra blocker...Appeared in both playoff games...Made first career start against St. Louis (10-12)...Replaced Brent Jones (right leg) and caught two passes for 21 yards against Rams, including 10-yarder for first career touchdown...Made second consecutive start and caught one pass for six yards at Atlanta (10-19)...Started at tight end and finished with two receptions for season-high 31 yards at New Orleans (10-26)...Made fourth consecutive start and caught one pass for 12 yards against Dallas (11-2)...Posted two catches for 26 yards vs. Carolina (11-16)...Played tight end and on special teams at Minnesota (12-7)...Inactive in regular season finale at Seattle (12-21)...Caught one pass for 16 yards in NFC Championship Game against Green Bay (1-11).

COLLEGE: Two-year starter at tight end for Stanford...Recruited as receiving tight end by Bill Walsh, but made switch to blocking role following Walsh's departure...Finished Stanford career with 43 receptions for 492 yards and three touchdowns...Earned first-team All-America honors at Ricks College (Rexburg, ID) by J.C. Gridwire, after catching 44 passes for 565 yards and seven touchdowns in 1994...Rated best junior college tight end by *Blue Chip* and *Super Prep* magazines...Was second-team All-Region selection with 17 receptions for 200 yards in 1993...Graduated with degree in psychology.

PERSONAL: Full name is Gregory Jay Clark...Born (4-7-72) in Centerville, UT...Oldest of eight children...Prepped at Viewmont High in Bountiful, UT...Played eight positions in football, including wide receiver, running back, punter, kicker and return specialist...Named second-team All-State after making 31 receptions as senior...Was two-time All-State and All-Conference choice as pitcher, shortstop and outfielder...Averaged 14.0 points per game as senior shooting guard for basketball team...Served two-year Mormon mission in Peoria, IL, working with children and less fortunate families from 1991-93...Was scouted by major league baseball teams as pitcher prior to serving mormon mission...Father, Jay Dee, was offensive and defensive lineman at BYU and Weber State...Brother, Michael, was All-America kicker at Ricks Junior College in 1996 and later went on to kick for University of Houston, before signing a free agent contract with the Raiders...Greg, and wife Carie, reside in Pleasanton, CA with their son Jayden McKay (3-20-00).



Did You Know...

During his two-year Mormon mission from 1991-93 in Bloomington, IL, Clark saved a friend from an abusive ex-boyfriend. Clark, worried about his friend after she didn't show up at church, went to her apartment and ran into her ex-boyfriend. After talking his way into the house, Clark discovered his friend tied up and beaten in a half-filled bathtub. Clark detained the ex-boyfriend and called the police. His friend was rescued. She now runs a day care center and still keeps in touch with Clark.

CLARK'S NFL STATISTICS

| YEAR | G/S | REC | YARDS | AVG | TD | LONG |
|---------------|--------------|-----------|------------|------------|----------|-----------|
| 1997 | 15/4 | 8 | 96 | 12.0 | 1 | 23 |
| 1998 | 13/8 | 12 | 124 | 10.3 | 1 | 23 |
| 1999 | 12/11 | 34 | 347 | 10.2 | 0 | 24 |
| 2000 | 15/15 | 38 | 342 | 9.0 | 2 | 34 |
| Career | 55/38 | 92 | 909 | 9.9 | 4 | 34 |
| Postseason | | | | | | |
| 1997 | 2/0 | 1 | 16 | 16.0 | 0 | 16 |
| 1998 | 2/2 | 4 | 22 | 5.5 | 2 | 9 |
| Career | 4/2 | 5 | 38 | 7.6 | 2 | 16 |

CLARK'S CAREER HIGHS

RECEPTIONS - 5 vs. Carolina (12-18-99)

RECEIVING YARDS - 62 at San Diego (12-3-00)

LONG RECEPTION - 34 at San Diego (12-3-00)

TOUCHDOWN RECEPTIONS - 1 (several times) Last: vs. Chicago (12-17-00)

DERRICK DEESE

SOUTHERN CALIFORNIA

63



- ◆ Ht: 6-3, Wt: 289, Born: 5-17-70
- ◆ 10th Year (FA in '92)
- ◆ Games/Starts: 2000-13/13; Career-95/75
- ◆ Signed through 2006

TACKLE

CAREER: The most versatile lineman on 49ers roster, Derrick Deese has seen time at all five positions along offensive front during his career...Excellent athlete...Has good quickness and footwork...Joins 49ers elite 10-year club.

ACQUIRED: Originally signed with 49ers as rookie free agent in 1992.

2000: Started and played in 13 games...Helped 49ers finish fourth in NFL with 6,040 yards total offense...One of leaders of offensive line that allowed just 25 sacks all season to rank third in NFL...Line produced five sackless games...Started and played entire game at left tackle Weeks 1-3...Started and played entire game at left tackle at Dallas (9-24) and helped Charlie Garner gain career-high and **TEAM RECORD** 201 yards rushing...Started, but left game in second half due to injured knee vs. Arizona (10-1)...Started and played entire game at left tackle Weeks 6-9...Started, but left game after first quarter due to right knee injury at New Orleans (11-5)...Inactive vs. Kansas City (11-12) and vs. Atlanta (11-19) due to right knee injury suffered at New Orleans...Started and played entire game at left tackle Weeks 14-16...Inactive (left knee) at Denver (12-23).



1999: Played and started in all 16 games...Opened season at right guard...Started at guard at Jacksonville (9-12) and vs. New Orleans (9-19)...Switched to starting right tackle in Week 3 at Arizona (9-27) and held DE Andre Wadsworth without sack...Started at right tackle vs. Tennessee (10-3) and held Titans DE Jevon Kearse without sack...Started at right tackle and limited DE Kevin Carter to one assisted tackle and no sacks at St. Louis (10-10)...Started at right tackle vs. Carolina (10-17) and at Minnesota (10-24)...Started at right tackle and helped team rush for 223 yards vs. Pittsburgh (11-7)...Started at right tackle Weeks 10-12...Started at right tackle at Cincinnati (12-5)...Offensive line did not allow sack as QB Jeff Garcia threw for 437 yards vs. Bengals...Started vs. Atlanta (12-12) and helped RB Charlie Garner rush for 107 yards...Started vs. Washington (12-26) and helped Garner rush for 126 yards on 16 carries...Started at right tackle and helped team generate 506 yards of total offense and produced sackless game at Atlanta (1-3).

1998: Started all 16 games alternating between right and left tackle...Started at right tackle vs. N.Y. Jets (9-6)...Did not play in second half of Jets game due to stomach virus...Started at right tackle at Washington (9-14) as team rushed for 210 yards...Started at right tackle against Atlanta (9-27), at Buffalo (10-4) and at New Orleans (10-11)...Started at right tackle vs. Indianapolis (10-18) as team totaled 448 yards of offense...Started at right tackle Weeks 8-10...Started at left tackle at Atlanta (11-15)...Started at left tackle vs. New Orleans (11-22) as team totaled 443 yards of total offense...Started and rotated at left tackle with Dave Fiore Weeks 13-17...Started at left tackle in NFC Wild Card Game vs. Green Bay (1-3) and NFC Divisional Playoff Game at Atlanta (1-9).

1997: Played in 16 games and started 13 at left tackle...Subbed at guard first three weeks before replacing Tim Hanshaw at left tackle...49ers allowed 2.3 sacks per game with Deese in starting lineup and 4.7 without...Was used at center during preseason after Chris Dalman suffered left knee injury...Subbed at guard against Tampa Bay (8-31), St. Louis (9-7) and New Orleans (9-14)...Made first career start at left tackle vs. Atlanta (9-21)...First start at tackle since earning All-America honors at El Camino Junior College in 1989...Started at left tackle and helped 49ers rush for season-high 219 yards at Carolina (9-29)...Started at left tackle vs. St. Louis (10-12)...Started at left tackle and filled in at right guard at Atlanta (10-19)...Suffered right ankle sprain against Falcons but returned to game...Started at left tackle for both playoff games...Helped 49ers rush for 175 yards against Minnesota (1-3) in NFC Divisional Game.

1996: Played in 16 games as reserve guard and on special teams...Played on special teams in only five games...Took season-high 34 snaps at guard at Atlanta (12-2)...Replaced Ray Brown for 33 plays at left guard vs. New Orleans (9-1)...Subbed at guard and returned free kick 12 yards vs. St. Louis (9-8)...Played both guard and center vs. Atlanta (9-29)...Had eight-yard return at Green Bay (10-14)...Replaced injured Chris Dalman (concussion) at right guard at Houston (10-27)...Saw limited action at both guard spots in NFC Wild Card Game against Philadelphia (12-29)...Played on special teams in NFC Divisional Playoff Game at Green Bay (1-4).

1995: Had most of season wiped out with ankle injury...Started and played all 75 offensive snaps in season opener at New Orleans (9-3)...Started, but left game after 15 plays with left ankle injury vs. Saints...Inactive for remainder of season but remained on roster.

1994: Started 15 games at right guard, after beginning year as reserve to Ralph Tamm...Replaced Tamm (left arch/foot) early in season opener vs. L.A. Raiders (9-5)...Made first career start at Kansas City (9-11) in place of Tamm...Starter throughout remainder of regular season and playoffs.

1993: Did not see any playing time in 1993...Inactive Weeks 1-6...Placed on Injured Reserve (10-23) due to broken left wrist.

1992: Missed entire season...Subbed at guard vs. Denver in preseason (8-3)...Injured left elbow during training camp and placed on Injured Reserve (8-4).

COLLEGE: Two-year starter at USC...Earned honorable mention All-Pac-10 honors as junior...Transferred to USC from El Camino JC in Torrance, CA...Was JC All-America honorable mention at left tackle in 1989...Earned All-Conference honors both seasons at El Camino...Graduated with degree in sociology.

PERSONAL: Born Derrick Deese (5-17-70) in Culver City, CA...Volunteers off-season time to charitable children's activities and other community events...Married, Derrick and his wife, Felicia, have two sons: Derrick Lynn Jr. (8-19-98) and Dontay (2-2-01)...The couple resides in Calabasas, CA.



Did You Know...

Derrick has always wanted to be a police officer. In fact, when he graduated high school, he almost enrolled in police training school before ultimately deciding to go to El Camino Junior College to play football.

DEESE'S NFL STATISTICS

(REGULAR SEASON) GAMES/STARTS - 1992 (IR), 1993 (0/0), 1994 (16/15), 1995 (2/2), 1996 (16/0), 1997 (16/13), 1998 (16/16), 1999 (16/16), 2000 (13/13); CAREER - 95/75; (POSTSEASON) GAMES/STARTS - 1994 (3/3), 1996 (2/0), 1997 (2/2), 1998 (2/2); CAREER - 9/7

OTHER STATS: RECOVERED FUMBLES - 1999 (3 for 0 yards), 1997 (1 for 0 yards); KICKOFF RETURNS - 1996 (2 for 20 yards)

JOHN ENGELBERGER

VIRGINIA TECH

95



- ◆ Ht: 6-4, Wt: 260, Born: 10-18-76
- ◆ 2nd Year (D-2a in '00)
- ◆ Games/Starts: 2000-16/13; Career-16/13
- ◆ Signed through 2004

DEFENSIVE END

CAREER: Strong, fearless competitor with non-stop motor...Solid run defender with good speed to rush passer...Proved to be valuable addition to young, talented defense...Has good strength with 440-pound bench press to his credit.

ACQUIRED: Drafted by 49ers in second round (No. 35 overall) of 2000 NFL Draft.

2000: Played in all 16 games, starting 13 as rookie...Played from scrimmage and on special teams and recorded 28 tackles and three sacks...Made six stops on special teams...Made two solo tackles, including one on special teams, at Atlanta (9-3)...Credited with one assisted tackle and two QB pressures vs. Carolina (9-10)...Tallied three tackles (two solo), including five-yard sack, at St. Louis (9-17)...Also recorded two solo special teams tackles at Rams...Made first career start in place of injured Junior Bryant (neck) at Dallas (9-24)...Recorded seven-yard sack and one forced fumble at Cowboys...Started and posted three tackles (two solo) vs. Arizona (10-1)...Also assisted on one special teams tackle vs. Cardinals...Posted two solo tackles vs. Oakland (10-8)...Recorded CAREER-HIGH four tackles (two solo) at Green Bay (10-15)...Credited with one solo tackle and three QB pressures at Carolina (10-22)...Registered three solo tackles, including 10-yard sack, vs. St. Louis (10-29)...Also credited with one solo special teams tackle vs. Rams...Recorded four tackles (three solo) vs. Kansas City (11-12)...Assisted on one tackle and one QB pressure vs. New Orleans (12-10)...Also credited with one solo special teams tackle vs. Saints.

COLLEGE: Second-team All-America selection by Associated Press and All-Big East first-team honoree as senior...Started every game at strongside defensive end...Recorded 53 tackles (32



solo) and seven sacks as senior...As junior recorded 66 tackles and 7.5 sacks for 59 yards...Also had nine tackles for loss (30 yards) and 20 quarterback pressures...All-Big East first-team pick...Started 10 games at weakside defensive end...Finished season with 70 tackles (43 solo) and six sacks for 47 yards as sophomore...Played in every game and made six starts at weakside defensive end as freshman...Recorded 64 tackles (33 solo) and six sacks for 40 yards...Graduated with degree in interdisciplinary studies.

PERSONAL: Born John Albert Engelberger (10-18-76) in Heidelberg, Germany...Lettered two years at Robert E. Lee (Springfield, VA) High...Played tight end and linebacker...Caught 19 passes for 422 yards and four touchdowns as senior...Added 94 tackles and three sacks as senior linebacker...Single...Resides in Springfield, VA.

Did You Know...

John took third in a "Strongest Man" competition in Richmond, VA this offseason. John entered the contest under the assumed name "Timmy Carmichael." Each contestant had to hold a toolbox filled with bricks at shoulder height. He won his qualifying heat in a time of just over two minutes. With his right shoulder tired from the first heat, he went lefty in the finals and placed third.

ENGELBERGER'S NFL STATISTICS

| YEAR | G/S | TACKLES | | | | PASS | | | | | | | | |
|--------|-------|---------|-------|-----|-------|------|-----|-----|--------|----|----|-----|----|---|
| | | TOT | SOLOS | AST | SACKS | YDS | DEF | INT | YDS TD | FF | FR | YDS | TD | |
| 2000 | 16/13 | 28 | 20 | 8 | 3.0 | 22 | 0 | 0 | 0 | 0 | 1 | 0 | 0 | 0 |
| Career | 16/13 | 28 | 20 | 8 | 3.0 | 22 | 0 | 0 | 0 | 0 | 1 | 0 | 0 | 0 |

OTHER STATS: (REGULAR SEASON) SPECIAL TEAMS TACKLES - 2000 (6)

ENGELBERGER'S CAREER HIGHS

TOTAL TACKLES - 4 at Green Bay (10-15-00)
SOLO - 3 (two times) Last: vs. Kansas City (11-12-00)
ASSISTS - 2 (two times) Last: Oakland (10-8-00)
SACKS - 1 (several times) Last: vs. St. Louis (10-29-00)
SACK YARDAGE - 10 vs. St. Louis (10-29-00)

DEFENSE WINS

When people think of the San Francisco 49ers, they tend to think of offense—the West Coast offense to be precise. However, since 1979 the 49ers have made defense their number one priority on draft day. The team has selected 108 defensive players and 91 offensive players in that span.



DAVE

FIORE

HOFSTRA

74

GUARD

PLAYERS



- ◆ Ht: 6-4, Wt: 290, Born: 8-10-74
- ◆ 6th Year (FA in '98)
- ◆ Games/Starts: 2000-15/15; Career-40/34
- ◆ Signed through 2003

CAREER: Steady and versatile, Dave Fiore has developed into a valuable member of the offensive line...With overpowering strength and tenacity, he is a fluid run blocker and aggressive pass protector...The strongest member of the team, Fiore set a team record by bench pressing 225 pounds 42 times...Has played both guard and tackle.

ACQUIRED: Signed by 49ers as free agent in 1998...Originally signed by 49ers as undrafted free agent in 1996.

2000: Was moved to right guard and started 15 games...Helped 49ers produce 6,040 yards of total offense—fourth in NFL...Offensive line ranked third in NFL with just 25 sacks allowed and produced five sackless games...Started and played entire game at right guard Weeks 1-3...Started and played entire game at right guard at Dallas (9-24) and helped Charlie Garner gain career-high 201 rushing yards...Started and played entire game at right guard Weeks 5-15...Started at right tackle and paved way for Jeff Garcia's first 400-yard game of season vs. Chicago (12-17)...Inactive (right ankle) at Denver (12-23).

1999: Returned from offseason knee surgery to play and start in all 16 games at left tackle...Started at left tackle vs. Tennessee (10-3) as QB Jeff Garcia threw for 243 yards in first career NFL start...Started at left tackle Weeks 5-7...Started at left tackle and helped RB Charlie Garner rush for 166 yards vs. Pittsburgh (11-7)...Started at left tackle as Garner averaged 6.0 yards per carry vs. Green Bay (11-29)...Started at Cincinnati (12-5)...Left game in first quarter with sprained ankle but returned in second half...Helped offense total season-high 542 total yards, including 347 in second half vs. Bengals...Started at left tackle vs. Atlanta (12-12) as Garner rushed for 107 yards...Started at left tackle vs. Washington (12-26) and helped Garner rush for 129 yards on 16 carries...Started in season finale at Atlanta (1-3) and helped team compile 506 yards total offense.

1998: Played in nine games and made three starts at left tackle...Opened season as starting left tackle until injuring right knee in fourth quarter against Atlanta (9-27)...Started at tackle vs. N.Y. Jets (9-6)...Provided two key blocks downfield on Garrison Hearst's 96-yard touchdown run in overtime vs. Jets...Started at tackle at Washington (9-14) as team amassed 504 yards of total offense...Started at tackle vs. Atlanta (9-27) but left game in fourth quarter with right knee injury...Inactive Weeks 5-11 following right knee surgery to repair MCL and patella injuries...Returned vs. New Orleans (11-22) and subbed at tackle...Rotated at left tackle (Derrick Deese) Weeks 13-17...Subbed at left tackle (Deese) in NFC Wild Card Game vs. Green Bay (1-3) and NFC Divisional Playoff Game at Atlanta (1-9).

1997: Signed by 49ers (8-1) after being waived/injured by N.Y. Jets...Placed on Injured Reserve (8-19) with left knee injury suffered in Jets camp.

1996: Was on Jets active roster for final nine weeks of season but did not play...Spent first seven weeks with 49ers before being released.

COLLEGE: Four-year starter at Hofstra and unanimous All-America choice as senior...Played both center and guard as freshman in 1992 before making switch to tackle as sophomore...Helped Flying Dutchmen compile 18-3-1 mark and reach NCAA I-AA playoffs in final two seasons...Finishing degree in biochemistry at Hofstra.

PERSONAL: Born David Allan Fiore (8-10-74) in Hackensack, NJ...Attended Waldwick High in hometown of Waldwick, NJ...Single...Fiore splits time between New Jersey and Sunnyvale, CA in offseason.



Did You Know...

Fiore played college ball at Hofstra, a small Division I-AA university on the East Coast. When Fiore came to Hofstra in 1991, athletes were not allowed scholarships. Fiore paid tuition and room and board like any other student. His college expenses were paid with the help of student loans, which he is still paying off, and working as a bouncer and tending bar. He also worked as a resident assistant in his dorm to cover the cost of his room.

FIORE'S NFL STATISTICS

(REGULAR SEASON) GAMES/STARTS - 1998 (9/3), 1999 (16/16), 2000 (15/15); CAREER - 40/34; (POSTSEASON) GAMES/STARTS - 1998 (2/0); CAREER - 2/0

PLAYERS

JEFF

GARCIA

SAN JOSE STATE

5



- ♦ Ht: 6-1, Wt: 195, Born: 2-24-70
- ♦ 3rd Year (FA in '99)
- ♦ Games/Starts: 2000-16/16; Career-29/26
- ♦ Signed through 2001

QUARTERBACK

CAREER: Jeff Garcia proved to be one of the most exciting quarterbacks in the NFL with his electric and fearless play during the 2000 season...Earned **PRO BOWL** honors and was named **NFL's MOST IMPROVED PLAYER** by *Football Digest* in first season as full-time starter...Garcia threw for **TEAM-RECORD** and **CAREER-HIGH** 4,278 yards...Joined 49ers in 1999 after spending five years in CFL...Well-suited for 49ers offensive scheme...Quick and elusive...Has ability to avoid rush and throw accurately on run...Before signing with 49ers, led Calgary Stampeders to 1998 Grey Cup Championship, while earning MVP honors...Finished CFL career with 16,449 passing yards and 111 touchdowns...Completed 61.7% of passes...Also rushed for 2,370 yards.

ACQUIRED: Signed by 49ers (2-16-99) as free agent.

2000: (With San Francisco) Played and started all 16 games and threw for **TEAM-RECORD** and **CAREER-HIGH** 4,278 yards and was second in NFL with 31 touchdowns...Set **CAREER-HIGHS** with 414 yards rushing and four touchdowns...Recorded fifth 30-touchdown season in **TEAM HISTORY**, joining John Brodie (30 in 1965), Joe Montana (31 in 1987) and Steve Young (35 in 1994 and 36 in '98)...Directed offense that finished fourth in NFL with 6,040 total yards...Completed 23-of-36 passes for 253 yards and three touchdowns at Atlanta (9-3)...Also rushed twice for 22 yards at Falcons...Started and played first three quarters, completing 12-of-20 passes for 181 yards, including long of 53, vs. Carolina (9-10)...Also carried three times for 14 yards vs. Panthers...Started and threw for 290 yards (21-of-34) and three touchdowns at St. Louis (9-17)...Also carried twice for 12 yards at Rams...Completed 16-of-26 passes for 178 yards and **CAREER-HIGH** four touchdowns at Dallas (9-24)...Also gained 43 yards on six carries at Cowboys...Completed 28-of-41 passes for 336 yards and four touchdowns vs. Oakland (10-8)...Fourth career 300-yard game and fifth game with at least three touchdowns...Threw four touchdown passes for third time at Green Bay (10-15)...Completed 27-of-42 passes for season-high 336 yards and rushed four times for six yards at Packers...Fifth career 300-yard game...Went 25-of-39 for 307 yards and two touchdowns at Carolina (10-22)...Had streak of 150 passes without interception snapped in second quarter, ranking third in team history...Also carried twice for 12 yards at Panthers...Threw for 243 yards (26-of-season-high-44) and two touchdowns vs. St. Louis (10-



29)...Recorded seventh multiple-touchdown game of season, 11th of career vs. Rams...Also rushed four times for **CAREER-HIGH** 51 yards vs. Rams...Completed 22-of-36 passes for 262 yards, including 11-yard touchdown, and completed two-point conversion to Terry Jackson at New Orleans (11-5)...Also carried four times for 24 yards at Saints...Completed 20-of-25 passes for 244 yards and rushed eight times for 37 yards including **CAREER-HIGH** two rushing touchdowns vs. Kansas City (11-12)...Threw for 210 yards (16-of-31) vs. Atlanta (11-19)...Also gained 50 yards on nine carries vs. Falcons...Completed 18-of-32 passes for 323 yards, including two touchdowns, at San Diego (12-3)...Completed two-point conversion to J.J. Stokes and carried three times for 19 yards at Chargers...Threw for 305 yards (25-of-38) and two touchdowns vs. New Orleans (12-10)...Also ran for two touchdowns vs. Saints...Recorded fifth 300-yard passing game of season and eighth of career...Named to **PRO BOWL** (12-14)...Completed **CAREER-HIGH** 36-of-44 passes for 402 yards, including two touchdowns, vs. Chicago (12-17)...Recorded second 400-yard passing game of career...Went over 4,000-yard mark, becoming only second quarterback in **TEAM HISTORY** to break 4,000 yards (Steve Young, 1993 & 1998)...36 completions in single game ranks second in **TEAM HISTORY** behind Joe Montana (37, 11-6-85 vs. Atlanta)...Recorded sixth 300-yard passing game of season (ninth in career), second most in **TEAM HISTORY** (Steve Young had seven in '98)...Also carried seven times for 16 yards vs. Bears...Completed 18-of-40 passes for 188 yards, including eight-yard touchdown, at Denver (12-23)...Broke **TEAM RECORD** for most passing yards in season (4,278)...Previous record was 4,170 yards (Steve Young, 1998)...Also rushed twice for 15 yards at Broncos.

1999: (With San Francisco) Played in 13 games and made 10 starts replacing injured Steve Young (concussion)...Finished season completing 225-of-375 passes for 2,544 yards and 11 touchdowns...Was sacked just 14 times in 13 games...Also rushed 46 times for 221 yards and two touchdowns...Finished season with QB rating of 77.9...Over final five games of season, Garcia completed 121-of-182 passes (66.5) for 1,441 yards, eight touchdowns and three interceptions...Posted QB rating of 98.3 over final five games...Saw first NFL action late in second half at Jacksonville (9-12)...Completed 5-of-9 passes for 45 yards and one interception vs. Jaguars...Did not play vs. New Orleans (9-19)...Replaced Young (concussion) in second half at Arizona (9-27)...Completed 5-of-6 passes for 30 yards and rushed three times for nine yards at Cardinals...Made first career start vs. Tennessee (10-3) in place of injured Young (concussion)...Completed 21-of-33 passes for 243 yards and two touchdowns...Threw first career touchdown on 21-yard pass to RB Charlie Garner...Also rushed eight times for eight yards, including one-yard score in first quarter, vs. Titans...Started following week at St. Louis (10-10)...Completed 22-of-36 passes for 233 yards and three interceptions at Rams...Started and completed 22-of-45 passes for 236 yards, including 11-yard touchdown to WR Jerry Rice, vs. Carolina (10-17)...Also rushed four times for 24 yards vs. Panthers...Started and completed 7-of-18 passes for 39 yards vs. Pittsburgh (11-7)...Did not play at New Orleans (11-14)...Replaced Steve Stenstrom in third quarter vs. St. Louis (11-21)...Completed 8-of-15 passes for 89 yards vs. Rams...Did not play vs. Green Bay (11-29)...Started and threw for **CAREER-HIGH** 437 yards at Cincinnati (12-5)...Completed 33-of-**CAREER-HIGH** 49 passes for three touchdowns at Bengals...Was 21-of-31 for 307 yards and three touchdowns in second half at Bengals...Threw touchdown passes of seven and 55 yards to Rice in second half...437 yards marks sixth highest total in team history...Started and completed 29-of-46 passes for 303 yards and two touchdowns at Carolina (12-18)...Connected on 48-yard touchdown to Rice in first quarter at Panthers...Started in season finale at Atlanta (1-3)...Completed 26-of-34 passes for 373 yards and two touchdowns...Also had seven carries for 26 yards, including five-yard touchdown, at Falcons.

1998: (With Calgary) Led Stampeders to Grey Cup Championship...Named MVP of Grey Cup...Named All-Canadian quarterback and West Division All-Star...Completed 348-of-554 (62.8) passes for 4,276 yards and 28 touchdowns...Also rushed 94 times for 575 yards and six touchdowns...Threw for 389 yards vs. Saskatchewan (8-7)...Posted five-touchdown performance against Vancouver (8-20)...Threw 100th career touchdown pass vs. Edmonton (9-11)...Completed 21-of-35 passes for 266 yards and rushed for two touchdowns vs. Hamilton (11-11)...Completed 20-of-27 passes for 263 yards and four touchdowns vs. Winnipeg (11-18)...Threw three touchdown passes while completing 20-of-34 passes for 331 yards vs. B.C. Lions (11-31)...Completed 32-of-46 (69.6) passes for 448 yards and four touchdowns in West Final vs. Edmonton (11-7)...Carried 11 times for 47 yards and one touchdown vs. Hamilton in Grey Cup...Also completed 22-of-32 passes for 250 yards en route to being named Grey Cup MVP.

1997: (With Calgary) Played in 17 regular season games...Completed 354-of-566 (62.5) passes for **CAREER-HIGH** 4,568 yards and 33 touchdowns...Also rushed 134 times for **CAREER-**



HIGH 739 yards and seven touchdowns...Placed seventh in league in rushing totals...Named West Division All-Star for third consecutive season...Finished second to Doug Flutie as Canada's Most Outstanding player...Posted quarterback rating of 97.0.

1996: (With Calgary) Played in 18 regular season games and West Final playoff...Named West Division All-Star quarterback...Finished third in league with 4,225 yards and 25 touchdowns...Completed 315-of-537 (58.6) passes...Also rushed for 657 yards and six touchdowns on 92 carries.

1995: (With Calgary) Named Northern Division All-Star...Appeared in 18 games...Completed 230-of-364 (63.2) passes for 3,358 yards and 25 touchdowns...Also rushed 61 times for 396 yards and five touchdowns...Threw for 546 yards and six touchdowns vs. Edmonton (9-3).

1994: (With Calgary) Saw limited action in first season...Active for nine regular season and two postseason games.

COLLEGE: Three-year starter at San Jose State...Ranks first in school history with 7,274 yards of total offense...Ranks third all-time in passing yards (6,545), passing completions (504) and passer rating (129.4)...Completed 504-of-887 passes for 6,545 yards and 48 touchdowns in career...Completed 196-of-356 passes for 2,608 yards and 21 touchdowns as senior...Was second on team as senior, rushing for 559 yards and three touchdowns on 119 carries...Earned UPI All-America honors as junior after throwing for 2,418 yards and 15 touchdowns...Also rushed 94 times for 223 yards and seven touchdowns as junior...Finished third in country in passing efficiency as redshirt sophomore, completing 61.9 percent of passes for 1,519 yards and 12 touchdowns...Spent 1989 year as starting quarterback for Gavilan College...Earned junior college honorable mention All-America honors after throwing for 2,038 yards and 18 touchdowns as freshman...Also rushed for 584 yards and four touchdowns at Gavilan...Earned degree in business/marketing.

PERSONAL: Born Jeff Garcia (2-24-70)...Prepped at Gilroy (CA) High...Two-sport star in basketball and football...Father, Bob, was athletic director and football coach at Gavilan College...Single...Resides in San Jose, CA.

Did You Know...

Jeff's grandfather, Red Elder, is the former head coach at Gilroy High School. Elder played professional football for the Los Angeles Bulldogs from 1937-41 and also participated in the East-West Shrine game, 56 years before his grandson, Jeff, played in the Shrine game. They are the only known grandfather-grandson duo to play in the game.

GROUND GARCIA

Jeff Garcia is continuing in the tradition of mobile 49ers quarterbacks. Not only a threat through the air, Garcia asserted himself on the ground as well. He ran for a **CAREER-HIGH** 414 yards during the 2000 campaign and became only the second quarterback in team history to rush for at least 400 yards in a season. Steve Young ('90-'91, '98) is the only other quarterback to do it. Billy Kilmer recorded 400 yards rushing in 1961-62, but played running back then. Donovan McNabb (629), Rich Gannon (529), Daunte Culpepper (470) and Kordell Stewart (436 yards) were the other NFL QBs to rush for more than 400 yards in 2000.



GARCIA'S NFL STATISTICS

| YEAR | G/S | ATT | COMP | PASSING | | | | LONG | QB RATING |
|---------------|--------------|------------|------------|--------------|-------------|-----------|-----------|------------|-------------|
| | | | | YDS | PCT | TD | INT | | |
| 1999 | 13/10 | 375 | 225 | 2,544 | 60.0 | 11 | 11 | 62 | 77.9 |
| 2000 | 16/16 | 561 | 355 | 4,278 | 63.3 | 31 | 10 | 69t | 97.6 |
| Career | 29/26 | 936 | 580 | 6,822 | 61.9 | 42 | 21 | 69t | 89.7 |

| YEAR | G/S | RUSH | RUSHING | | | LONG |
|---------------|--------------|------------|------------|------------|----------|-----------|
| | | | YDS | AVG | TD | |
| 1999 | 13/10 | 47 | 231 | 4.9 | 2 | 25 |
| 2000 | 16/16 | 72 | 414 | 5.8 | 4 | 33 |
| Career | 29/26 | 119 | 645 | 5.4 | 6 | 33 |

GARCIA'S 300-YARD PASSING GAMES - (9) 437 (at Cincinnati - 12-5-99), **402** (vs. Chicago - 12-17-00), **373** (at Atlanta - 1-3-00), **336** (vs. Oakland - 10-8-00), **336** (at Green Bay - 10-15-00), **323** (at San Diego - 12-3-00), **307** (at Carolina - 10-22-00), **305** (vs. New Orleans - 12-20-00), **303** (at Carolina - 12-18-99)

GARCIA'S 2000 GAME-BY-GAME PASSING

| DATE | OPPONENT | ATT | COMP | YDS | SACK/LOST | TD | INT | LONG |
|-------|-----------------|-----|------|-----|-----------|----|-----|------|
| 9-3 | at Atlanta | 36 | 23 | 253 | 1/6 | 3 | 1 | 25 |
| 9-10 | vs. Carolina | 20 | 12 | 181 | 0/0 | 0 | 1 | 53 |
| 9-17 | at St. Louis | 34 | 21 | 290 | 0/0 | 3 | 2 | 38 |
| 9-24 | at Dallas | 26 | 16 | 178 | 0/0 | 4 | 0 | 68t |
| 10-1 | vs. Arizona | 33 | 22 | 220 | 1/5 | 1 | 0 | 22 |
| 10-8 | vs. Oakland | 41 | 28 | 336 | 0/0 | 4 | 0 | 36 |
| 10-15 | at Green Bay | 42 | 27 | 336 | 2/17 | 4 | 0 | 39t |
| 10-22 | at Carolina | 39 | 25 | 307 | 3/24 | 2 | 1 | 62 |
| 10-29 | vs. St. Louis | 44 | 26 | 243 | 2/10 | 2 | 0 | 53t |
| 11-5 | at New Orleans | 36 | 22 | 262 | 0/0 | 1 | 2 | 47 |
| 11-12 | vs. Kansas City | 25 | 20 | 244 | 0/0 | 0 | 0 | 47 |
| 11-19 | vs. Atlanta | 31 | 16 | 210 | 0/0 | 0 | 0 | 37 |
| 11-26 | BYE | | | | | | | |
| 12-3 | at San Diego | 32 | 18 | 323 | 2/7 | 2 | 0 | 53 |
| 12-10 | vs. New Orleans | 38 | 25 | 305 | 2/17 | 2 | 2 | 69t |
| 12-17 | vs. Chicago | 44 | 36 | 402 | 4/23 | 2 | 0 | 28 |
| 12-23 | at Denver | 40 | 18 | 188 | 6/42 | 1 | 1 | 21 |

GARCIA'S 2000 GAME-BY-GAME RUSHING

| DATE | OPPONENT | NO | YDS | AVG | LONG | TD |
|-------|-----------------|----|-----|------|------|----|
| 9-3 | at Atlanta | 2 | 22 | 11.0 | 11 | 0 |
| 9-10 | vs. Carolina | 3 | 14 | 4.7 | 11 | 0 |
| 9-17 | at St. Louis | 2 | 12 | 6.0 | 13 | 0 |
| 9-24 | at Dallas | 6 | 43 | 7.2 | 33 | 0 |
| 10-1 | vs. Arizona | 6 | 36 | 6.0 | 12 | 0 |
| 10-8 | vs. Oakland | 4 | 16 | 4.0 | 9 | 0 |
| 10-15 | at Green Bay | 4 | 6 | 1.5 | 3 | 0 |
| 10-22 | at Carolina | 2 | 12 | 6.0 | 10 | 0 |
| 10-29 | vs. St. Louis | 4 | 51 | 12.8 | 30 | 0 |
| 11-5 | at New Orleans | 4 | 24 | 6.0 | 18 | 0 |
| 11-12 | vs. Kansas City | 8 | 37 | 4.6 | 12 | 2 |
| 11-19 | vs. Atlanta | 9 | 50 | 5.6 | 11 | 0 |
| 11-26 | BYE | | | | | |
| 12-3 | at San Diego | 3 | 19 | 6.3 | 10 | 0 |
| 12-10 | vs. New Orleans | 5 | 42 | 8.4 | 16 | 2 |
| 12-17 | vs. Chicago | 8 | 15 | 1.9 | 7 | 0 |
| 12-23 | at Denver | 2 | 15 | 7.5 | 8 | 0 |



GARCIA'S 1999 GAME-BY-GAME PASSING

| DATE | OPPONENT | ATT | COMP | YDS | SACK/LOST | TD | INT | LONG |
|-------|-----------------|-----|------|-----|-----------|----|-----|------|
| 9-12 | at Jacksonville | 9 | 5 | 45 | 2/14 | 0 | 1 | 22 |
| 9-19 | vs. New Orleans | | | DNP | | | | |
| 9-27 | at Arizona | 6 | 5 | 30 | 0/0 | 0 | 0 | 11 |
| 10-3 | vs. Tennessee | 33 | 21 | 243 | 1/0 | 2 | 0 | 30 |
| 10-10 | at St. Louis | 36 | 22 | 233 | 0/0 | 0 | 3 | 30 |
| 10-17 | vs. Carolina | 45 | 22 | 236 | 2/19 | 1 | 0 | 35 |
| 10-24 | at Minnesota | 31 | 14 | 188 | 2/17 | 0 | 2 | 47 |
| 10-31 | BYE | | | | | | | |
| 11-7 | vs. Pittsburgh | 18 | 7 | 39 | 0/0 | 0 | 0 | 12 |
| 11-14 | at New Orleans | | | DNP | | | | |
| 11-21 | vs. St. Louis | 15 | 8 | 89 | 3/22 | 0 | 2 | 36 |
| 11-29 | vs. Green Bay | | | DNP | | | | |
| 12-5 | at Cincinnati | 49 | 33 | 437 | 0/0 | 3 | 1 | 55t |
| 12-12 | vs. Atlanta | 24 | 16 | 160 | 2/16 | 0 | 0 | 22 |
| 12-18 | at Carolina | 46 | 29 | 303 | 2/6 | 2 | 1 | 48t |
| 12-26 | vs. Washington | 29 | 17 | 168 | 0/0 | 1 | 1 | 26 |
| 1-3 | at Atlanta | 34 | 26 | 373 | 0/0 | 2 | 0 | 62 |

GARCIA'S 1999 GAME-BY-GAME RUSHING

| DATE | OPPONENT | NO | YDS | AVG | LONG | TD |
|-------|-----------------|----|-----|------|------|----|
| 9-12 | at Jacksonville | 0 | 0 | 0 | 0 | 0 |
| 9-19 | vs. New Orleans | | | DNP | | |
| 9-27 | at Arizona | 3 | 9 | 3.0 | 11 | 0 |
| 10-3 | vs. Tennessee | 8 | 8 | 1.0 | 6 | 1 |
| 10-10 | at St. Louis | 1 | 5 | 5.0 | 5 | 0 |
| 10-17 | vs. Carolina | 4 | 24 | 6.0 | 9 | 0 |
| 10-24 | at Minnesota | 5 | 35 | 7.0 | 15 | 0 |
| 10-31 | BYE | | | | | |
| 11-7 | vs. Pittsburgh | 4 | 25 | 6.3 | 9 | 0 |
| 11-14 | at New Orleans | 0 | 0 | 0.0 | 0 | 0 |
| 11-21 | vs. St. Louis | 4 | 13 | 3.3 | 7 | 0 |
| 11-29 | vs. Green Bay | | | DNP | | |
| 12-5 | at Cincinnati | 1 | 12 | 12.0 | 12 | 0 |
| 12-12 | vs. Atlanta | 3 | 18 | 6.0 | 6 | 0 |
| 12-18 | at Carolina | 2 | 6 | 3.0 | 4 | 0 |
| 12-26 | vs. Washington | 4 | 40 | 10.0 | 25 | 0 |
| 1-3 | at Atlanta | 8 | 36 | 4.5 | 9 | 1 |

GARCIA'S CAREER HIGHS

PASSES ATTEMPTED - 49 at Cincinnati (12-5-99)
COMPLETIONS - 36 vs. Chicago (12-17-00)
PASSING YARDS - 437 at Cincinnati (12-5-99)
TD PASSES - 4 (several times) Last: at Green Bay (10-15-00)
LONG PASS - 69t vs. New Orleans (12-10-00)
INTERCEPTIONS - 3 at St. Louis (10-10-99)
RUSHES - 9 vs. Atlanta (11-19-00)
RUSHING YARDS - 51 vs. St. Louis (10-29-00)
LONG RUSH - 33 at Dallas (9-24-00)
TD RUSHES - 2 (twice) Last: vs. New Orleans (12-10-00)



SCOTT GRAGG

MONTANA

78



- ◆ Ht: 6-8, Wt: 325, Born: 2-28-72
- ◆ 7th Year (FA in '00)
- ◆ Games/Starts: 2000-16/16; Career-93/80
- ◆ Signed through 2006

TACKLE

PLAYERS

CAREER: Has developed into one of most reliable offensive linemen in NFL...Was dubbed top-priority free agent in offseason...Started every game at right tackle in first year with 49ers...Has excellent size and strength...Replaced Doug Riesenberg as starting tackle for Giants in 1996 and held spot for five seasons...Enters 2001 season having started 80 consecutive games.

ACQUIRED: Signed six-year contract (4-4-01)...Signed as unrestricted free agent with 49ers (7-19-00)...Originally selected by N.Y. Giants in second round (54th overall) of 1995 NFL Draft.

2000: (With San Francisco) Started all 16 games during 2000 season, keeping 80-game consecutive starting streak intact...Was stalwart on offensive line that only gave up 25 sacks, which was third in NFL...Group produced five sackless games...Helped offense rank fourth in NFL with 6,040 yards total offense...Started and played entire game at right tackle Weeks 1-3...Started and played entire game at right tackle at Dallas (9-24) and helped Charlie Garner gain career-high and **TEAM RECORD** 201 rushing yards...Started and played entire game at right tackle Weeks 5-16...Started 80th consecutive game despite partially torn knee ligaments at Denver (12-23).

1999: (With N.Y. Giants) Started all 16 games at right tackle for fourth consecutive season...One of only three offensive linemen to play every down for Giants...Helped Kerry Collins throw for 341 yards, Amani Toomer (181) and Ike Hilliard (121) reach 100 yards receiving and Joe Montgomery rush for 111 yards vs. N.Y. Jets (12-5)...First time in team history Giants had 300-yard passer, two 100-yard receivers and 100-yard rusher in same game...Offensive line allowed just one sack and committed no penalties against Jets.

1998: (With N.Y. Giants) Started all 16 games at right tackle for third straight season...Helped RB Gary Brown rush for 1,063 yards...Helped offense register 105 yards rushing, while allowing no sacks at San Diego (9-27)...Helped limit explosive pass rusher Andre Wadsworth to just three tackles against Arizona (10-18)...Helped Giants average 5.7 yards per carry at Dallas (11-8) as ground game amassed 159 yards.

1997: (With N.Y. Giants) Started all 16 regular season games and Wild Card game vs. Minnesota (12-27) at right tackle...Helped Giants offensive line trim 24 sacks from '97 to '98 (from 56 to 32)...Blocking helped RB Tyrone Wheatley gain 41 yards on final drive vs. New Orleans (9-28) as Giants killed the last 3:38 of game after being pinned at their own three-yard line...Ended Tony Tolbert's 10-game sack streak against Giants with excellent pass blocking game vs. Dallas (10-5)...Helped offense produce 239 yards rushing, including 103 by Tyrone Wheatley, at Arizona (10-12)...Threw key block to spring RB Erric Pegram for 18-yard touchdown run in the fourth quarter that gave Giants a 27-6 lead against Cardinals...Entire offensive line was awarded game ball by coaching staff for its performance against Cardinals defensive front.

1996: (With N.Y. Giants) Started all 16 games at right tackle...Made first NFL start in season-opener vs. Buffalo (9-1)...Offensive line helped Giants control ball vs. Minnesota (9-29), including first drive that took 8:32 off clock and ran out final four minutes to preserve victory...Blocked PK Greg Davis' 28-yard field goal attempt after Cardinals reached Giants 11-yard line in first quarter vs. Arizona (11-3)...Missed three plays in third quarter after dislocating finger...Named Offensive Player-of-Game by coaching staff at Carolina (11-10) for role in limiting Panthers defense to just one sack...Held OLB Kevin Greene to no sacks and one tackle.

1995: (With N.Y. Giants) Broke foot in the first week of training camp and missed entire pre-season...Saw first regular-season action at Green Bay (9-17) when he lined up as extra tight end in short-yardage situation in second quarter... Made first appearance at offensive tackle when he replaced Doug Riesenberg at right tackle for final series vs. New Orleans (9-24)...Replaced John Elliott at left tackle late in fourth quarter at San Francisco (10-1) when Elliott left with burner in both arms...Gragg and Riesenberg split time at right tackle at Philadelphia (11-19) with Gragg



playing second and fourth quarters...Gragg's blocking on kickoff team helped Thomas Lewis return second quarter kickoff 91 yards for touchdown vs. Washington (12-10).

COLLEGE: First-team All-America pick by *The Poor Man's Guide to the NFL Draft* and Associated Press and All-Big Sky Conference following senior campaign at Montana...Made 82 knockdown blocks while grading 89 percent for blocking consistency as senior...Recipient of Paul Weskamp Award as team's Most Outstanding Offensive Lineman after moving into starting lineup in sophomore season in 1992...Provided excellent pass protection that season as Montana finished second in nation in total offense...Redshirted as freshman and earned Scout Team Offensive Most Valuable Player recognition...Mathematics major, earning Big Sky Conference All-Academic Team honors in 1992 and 1993...Possessed 3.13 grade point average.

PERSONAL: Born (2-28-72) in Silverton, OR...All-Conference selection as two-way lineman at Union High in Silverton...Lettered in football, twice in basketball and once in track...Was football and basketball team captain as senior...Was All-America and All-Conference basketball choice...Scott and his wife, Toni, have two children, daughter Anna Christina (3-3-98) and son Brian (12-28-99).

Did You Know...

When Scott is done with football, he won't be looking for a job as a coach or television commentator. Instead, he has expressed interest in the world of politics. Scott has already made a guest appearance on "The Rush Limbaugh Show" and wants to seriously pursue politics when his playing days are over.

GRAGG'S NFL STATISTICS

(REGULAR SEASON) GAMES/STARTS - 1995 (13/0), 1996 (16/16), 1997 (16/16), 1998 (16/16), 1999 (16/16), 2000 (16/16); CAREER - 93/80; (POSTSEASON) GAMES/STARTS - 1997 (1/1); CAREER - 1/1

RONNIE HEARD

MISSISSIPPI

38



- ✦ Ht: 6-3, Wt: 215, Born: 10-5-76
- ✦ 2nd Year (FA in '00)
- ✦ Games/Starts: 2000-13/3; Career-13/3
- ✦ Signed through 2001

SAFETY

CAREER: Tall, athletic player who adds depth to defensive backfield and special teams...Has good range and power...Made team as undrafted free agent.

ACQUIRED: Signed by 49ers as undrafted free agent (4-20-00).

2000: Appeared in 13 games, started three...Recorded 14 tackles, (11 solo), two sacks and four special teams tackles...Activated from practice squad (9-16)...Inactive at Dallas (9-24)...Recorded one solo tackle and two special teams tackles vs. Arizona (10-1)...Tallied two tackles (one solo) and one special teams tackle at Green Bay (10-15)...Had two tackles and appeared on special teams at Carolina (10-22)...Made first NFL start in place of Lance Schulters (right knee) and recorded four tackles (three solo) vs. New Orleans (12-10)...Started and recorded two tackles, including first career sack, vs. Chicago (12-17)...Started and had two solo tackles, including sack, at Denver (12-23).



COLLEGE: Four-year starter at strong safety at Mississippi...Posted 208 tackles in career (137 solo)...Recorded five interceptions, six tackles for loss (25 yards), three sacks (21 yards), one forced fumble and two fumble recoveries in career...Started 10 games as junior and recorded 40 tackles...Tied for team-lead in sacks with three as junior...Started nine games as sophomore and recorded 43 tackles (27 solo)...Started 10 games as freshman...Selected to *Knoxville News-Sentinel* SEC All-Freshman team...Redshirted in 1995...Received degree in business in December 1999 and degree in marketing in May 2000.

PERSONAL: Born Ronnie Heard (10-5-76) in Bay City, TX...Prepped at Brazoswood (Clute, TX) High...Posted 65 tackles and 11 interceptions in four-year career...Played cornerback, free safety, tight end and wide receiver...Caught three touchdown passes and threw for one score...Earned first-team All-City and All-County honors...Also earned letters in track, basketball and baseball...Earned All-District honors in basketball...Brother, Grant, played wide receiver at Mississippi and signed with 49ers as undrafted free agent in 2001...Married...Ronnie and wife, Latoya, reside in Lake Jackson, TX.

Did You Know...

While he has not achieved executive chef status yet, Ronnie is a whiz around the kitchen. He learned how to cook when he was eight years old and continues to do all the cooking at home. He watches the Food Channel religiously and has aspirations of going to culinary school when he is finished playing football.

HEARD'S NFL STATISTICS

| YEAR | G/S | TACKLES | | | | PASS | | | | | | | | | |
|---------------|-------------|-----------|-----------|----------|------------|-----------|----------|----------|----------|----------|----------|----------|----------|----------|----------|
| | | TOT | SOLO | AST | SACKS | YDS | DEF | INT | YDS | TD | FF | FR | YDS | TD | |
| 2000 | 13/3 | 14 | 11 | 3 | 2.0 | 12 | 0 | 0 | 0 | 0 | 0 | 0 | 0 | 0 | 0 |
| Career | 13/3 | 14 | 11 | 3 | 2.0 | 12 | 0 | 0 | 0 | 0 | 0 | 0 | 0 | 0 | 0 |

OTHER STATS: (REGULAR SEASON) SPECIAL TEAMS TACKLES - 2000 (4)

HEARD'S CAREER HIGHS

TOTAL TACKLES - 4 vs. New Orleans (12-10-00)

SOLO - 3 vs. New Orleans (12-10-00)

ASSISTS - 1 (several times) Last: New Orleans (12-10-00)

SACKS - 1 (two times) Last: at Denver (12-23-00)

FIND THE ZONE

The 49ers ranked second in the NFC and fourth in the NFL in red zone production during the 2000 season. With 62 possessions inside the 20, San Francisco scored 37 touchdowns and 11 field goals for a 59.7% touchdown percentage. The 49ers only trailed St. Louis (62.8%), Seattle (60.9%) and Indianapolis (60.4%) in the league.



GARRISON HEARST

GEORGIA

20



- ♦ Ht: 5-11, Wt: 215, Born: 1-4-71
- ♦ 9th Year (FA in '97)
- ♦ Games/Starts: 2000-0/0; Career: 75/61
- ♦ Signed through 2003

RUNNING BACK

PLAYERS

CAREER: Garrison Hearst returns to the active roster from a devastating ankle injury that kept him sidelined for two years...Opened 2000 season on Reserve/PUP list...Was activated from list 11-21, but was inactive for remaining four games...Signed with 49ers in 1997 and made immediate impact...Became first 1,000-yard rusher since 1992...Had outstanding 1998 season, which saw him set several team and personal records...Earned his first career **PRO BOWL** selection by posting **TEAM RECORD** and **CAREER-HIGH** 1,570 yards rushing...Set a **CAREER-HIGH** with seven rushing touchdowns...Shattered the existing single-game **TEAM RECORD**, which has since been broken, and established **CAREER-HIGH** with 198 yards rushing against Detroit Lions (12-14-98)...Powerful runner with explosive burst...Has three 1,000-yard seasons to his credit...Named the **NFL COMEBACK PLAYER-OF-THE-YEAR** after registering first career 1,000-yard season in 1995...Excellent receiver out of backfield...Enters 2001 with 12 career 100-yard rushing games, including nine with 49ers...Owns three of top 10 rushing games in team history.

ACQUIRED: Signed by 49ers as unrestricted free agent in 1997...Originally selected by Arizona Cardinals in first round (No. 3 overall) of 1993 NFL Draft...Waived by Arizona and picked up by Cincinnati (8-21-96).

2000: (With San Francisco) Placed on Reserve/PUP list (8-22)...Was moved from reserve/PUP to active roster (11-21) but did not play...Inactive Weeks 14-17.

1999: (With San Francisco) Placed on Reserve/PUP list (8-31)...Activated from Reserve/PUP (11-9) and returned to practice...Placed on Injured Reserve (11-30).

1998: (With San Francisco) Played and started 16 games...Rushed **CAREER-HIGH** 310 times for **CAREER-HIGH** 1,570 yards...Selected to **PRO BOWL** for first time in career...Registered **CAREER-HIGH** six 100-yard games...Carried ball 20 times for 187 yards (sixth most in team history), including **CAREER-HIGH** two touchdowns (5 & 96), vs. N.Y. Jets (9-6)...**TEAM RECORD** for longest run (96), surpassing Hugh McElhenny's record (89, 10-5-52), in game-winning touchdown in overtime vs. Jets...Also caught two passes for 38 yards, including long of 35, vs. Jets...Named **NFC OFFENSIVE PLAYER-OF-THE-WEEK** and **MILLER LITE NFL PLAYER-OF-THE-WEEK** for performance against Jets...Rushed 22 times for 138 yards, marking first time in NFL career to produce back-to-back 100-yard games, at Washington (9-14)...Scored on five-yard run and caught 12-yard pass at Redskins...Rushed 18 times for 57 yards and caught four passes for 105 yards, including long of 65, vs. Atlanta (9-27)...Reached 100-yard receiving mark for first time in career vs. Falcons...Caught two passes for 66 yards, including 33-yard touchdown, at New Orleans (10-11)...Also carried 22 times for 71 yards and scored on two-point conversion at Saints...Rushed 15 times for 65 yards and caught **CAREER-HIGH** six passes for 33 yards vs. Indianapolis (10-18)...Carried 17 times for 99 yards, including 30-yard touchdown, at Green Bay (11-1)...Also caught two passes for 25 yards at Packers...Rushed 22 times for 90 yards and caught two-yard pass vs. Carolina (11-8)...Caught four passes for 103 yards, including **CAREER-HIGH** 81-yard touchdown, vs. New Orleans (11-22)...Also rushed 25 times for 90 yards vs. Saints...Rushed 20 times for 166 yards, including 70-yard touchdown, and caught two passes for seven yards vs. N.Y. Giants (11-30)...Reached 1,000-yard rushing mark for second consecutive season vs. Giants, becoming first 49ers running back to do it since Roger Craig (1988-89)...Rushed 20 times for 139 yards, including 71-yard touchdown, and caught two passes for 28 yards at Carolina (12-6)...Carried 24 times for **CAREER-HIGH** 198 yards, including five-yard touchdown, vs. Detroit (12-14)...Set then-team record for most rushing yards in game, breaking Delvin Williams' record (194) set in 1976...Became first 49er to register 100 yards rushing in three consecutive games since J.D. Smith did it in 1962...Recorded **CAREER-HIGH** fifth 100-yard game of sea-



son vs. Lions...Rushed for 107 yards on 27 carries, caught three passes for 17 yards and shattered two team records at New England (12-20)...Set **TEAM RECORDS** for most rushing yards in season (1,549), breaking Roger Craig's mark of 1,502, and 100-yard rushing games in season with six at Patriots...Rushed 22 times for 128 yards in NFC Wild Card Game vs. Green Bay (1-3)...Became fifth player in **TEAM HISTORY** to record postseason 100-yard rushing game...Ranked second in postseason play with 128 rushing yards behind Roger Craig (135, 1-1-89)...Also caught three passes for 15 yards vs. Packers, despite playing with injured right hamstring...Ran seven yards in NFC Divisional Playoff Game before suffering broken left ankle on first play from scrimmage at Atlanta (1-9).

1997: (With San Francisco) Played and started 13 games...Missed three regular season and one postseason game with broken left clavicle...Carried 224 times for team-high 1,019 yards and four touchdowns...Caught 21 passes for 194 yards and two touchdowns...Finished fourth on team with 36 points (six touchdowns)...Recorded three 100-yard rushing games...Finished seventh in NFC and 15th in NFL in rushing...Was third in NFC in rushing behind Barry Sanders and Dorsey Levens prior to breaking collarbone...Became seventh 1,000-yard rusher in **TEAM HISTORY** and first since 1992...Rushed for 92 yards on 18 carries and scored game-winning touchdown on 35-yard run at St. Louis (9-7)...Carried 14 times for 29 yards and caught season-high four passes for 23 yards and one touchdown vs. New Orleans (9-14)...Earned **NFC OFFENSIVE PLAYER-OF-THE-WEEK** honors after rushing 28 times for 141 yards and one touchdown at Carolina (9-29)...Added three receptions for 13 yards against Panthers...Produced 81 yards on 18 carries and added two receptions for 27 yards against St. Louis (10-12)...Registered second 100-yard game of season with 18 carries for 105 yards at Atlanta (10-19)...Registered third 100-yard game of season with 22 carries for 104 yards and one touchdown against Dallas (11-2)...Produced 81 of those yards in second half...Became first 49er since 1992 to record three 100-yard games in single season...Rushed for 77 yards and one touchdown on 26 carries at Philadelphia...Went over 1,000-yard mark with seven-carry, 85-yard performance at Kansas City (11-30)...Suffered fractured left clavicle on play that put him over 1,000 yards...Suffered injury while being tackled after 45-yard run in third quarter...Averaged season-high 12.1 yards per carry against Chiefs...Inactive with broken collarbone against Minnesota (12-7), Denver (12-15) and Seattle (12-21)...Inactive against Minnesota in NFC Divisional Playoff Game (1-3)...Made first career start in postseason and carried eight times for 12 yards and posted three receptions for 14 yards in NFC Championship Game against Green Bay (1-11).

1996: (With Cincinnati) Played in 16 games, starting 12, and led Bengals in rushing with 225 carries for 847 yards...Had 12 receptions for 131 yards and one touchdown...Averaged 10.9 yards per reception...Team-leader in rushing 10 times...Most rushing yards by Bengals player since Harold Green rushed for 1,170 yards in 1992...Averaged 4.0 yards per carry in games with 10-or-more carries...Had only 15 carries during first three weeks before coming off bench to rush for 71 yards on 10 carries against Denver (9-29)...Became full-time starter vs. Houston (10-6) and posted 15 carries for 90 yards...Carried 21 times for 88 yards and caught two passes for 25 yards and one touchdown at San Francisco (10-20)...Had season-high 23 carries for 80 yards at Baltimore (11-3) and matched it with 23 carries for 67 yards vs. Atlanta (11-24)...Recorded season-high 93 yards on 17 carries against Indianapolis (12-22)...Scored first career two-point conversion vs. Baltimore (12-8)...Had season-high 38 receiving yards on two receptions and carried 19 times for 61 yards against Pittsburgh (11-10).

1995: (With Arizona) Earned **VICTOR AWARD** as **NFL COMEBACK PLAYER-OF-THE-YEAR**...Played 16 games and started 15 and became sixth Cardinal to post 1,000-yard rushing season...Carried 284 times for 1,070 yards and caught 29 passes for 243 yards...Posted three 100-yard rushing games...Had first career 100-yard game with 22 carries for 121 yards at Detroit (9-17)...Registered 122 yards on 23 carries and two receptions for 40 yards at N.Y. Giants (10-8)...Caught first career touchdown pass for game-winning score against Washington (10-15)...Had 18 carries for 103 yards vs. Minnesota (11-12).

1994: (With Arizona) Came back from severely sprained left medial collateral ligament that required surgery and ended rookie season...Averaged 4.6 yards per carry with 169 yards on 37 attempts in eight games...Averaged 5.9 yards per carry (28 for 164 yards) during final four games of season...Started season on Physically Unable to Perform (PUP) list...Made return at Washington (10-16) and carried six times for seven yards...Registered season-high 62 yards on 13 carries and one touchdown and threw first career touchdown pass to Larry Centers against Cincinnati (12-18).

1993: (With Arizona) Played in just six games and started five before going down with season-ending left knee injury...Had season-high 81 yards on 10 carries, including 57-yard run, vs. New England (10-10)...Suffered second degree sprain of left medial collateral ligament against



Washington (10-17) that required surgery...Rushed 13 times for 28 yards and scored first NFL touchdown before getting hurt against Redskins...Placed on Injured Reserve (11-4).

COLLEGE: Led nation in touchdowns (21) and points per game (11.5) as junior at Georgia...Was 1992 recipient of Doak Walker Award as nation's outstanding running back...Finished third in balloting for Heisman Trophy...Rushing average of 140.6 yards per game ranked second in country...Set SEC single-season records with 126 points, 21 touchdowns, 19 rushing touchdowns and 6.8-yard average per carry...Ranks second in school history behind Herschel Walker with 3,232 rushing yards in three seasons, and third with 35 touchdowns...Earned All-SEC honors as sophomore and junior...Majored in arts and sciences.

PERSONAL: Gerard Garrison Hearst was born (1-4-71) in Lincolnton, GA...Was prep All-America at Lincoln County High...Rushed for 2,397 yards and 47 touchdowns and led team to 15-0 record and state title as senior...Runner-up to Herschel Walker in 1995 NFL Run To Daylight, made-for-television running backs competition...Nickname "Doobie," was derived from favorite childhood cartoon, "Scooby Doo"...Has son, Garrison Gerard Hearst (7-8-99)...Single...Resides in Atlanta, GA during offseason.

Did You Know...

A multi-sport athlete, Garrison also was recruited to play baseball at Georgia. He also sponsors and plays on a softball team, the Smokin' Guns, in his hometown of Lincolnton, GA.

HEARST'S NFL HONORS: NFL Comeback Player-of-the-Year - 1996, Pro Bowl - 1998; All-NFC - 1998

HEARST'S NFL STATISTICS

| YEAR | G/S | RUSH | YDS | AVG | TD | LONG | REC | YDS | AVG | TD | LONG |
|----------------------|--------------|--------------|--------------|------------|-----------|------------|------------|--------------|-------------|----------|------------|
| <i>ARIZONA</i> | | | | | | | | | | | |
| 1993 | 6/5 | 76 | 264 | 3.5 | 1 | 57 | 6 | 18 | 3.0 | 0 | 9 |
| 1994 | 8/0 | 37 | 169 | 4.6 | 1 | 36 | 6 | 49 | 8.2 | 0 | 29 |
| 1995 | 16/15 | 284 | 1,070 | 3.8 | 1 | 38 | 29 | 243 | 8.4 | 1 | 39 |
| Totals | 30/20 | 397 | 1,503 | 3.8 | 3 | 57 | 41 | 310 | 7.6 | 1 | 39 |
| <i>CINCINNATI</i> | | | | | | | | | | | |
| 1996 | 16/12 | 225 | 847 | 3.8 | 0 | 24 | 12 | 131 | 10.9 | 1 | 40 |
| Totals | 16/12 | 225 | 847 | 3.8 | 0 | 24 | 12 | 131 | 10.9 | 1 | 40 |
| <i>SAN FRANCISCO</i> | | | | | | | | | | | |
| 1997 | 13/13 | 234 | 1,019 | 4.4 | 4 | 51 | 21 | 194 | 9.2 | 2 | 69 |
| 1998 | 16/16 | 310 | 1,570 | 5.1 | 7 | 96t | 39 | 535 | 13.7 | 2 | 81t |
| 1999 | | | | | | | | | | | |
| INJURED RESERVE | | | | | | | | | | | |
| 2000 | 0/0 | 0 | 0 | 0.0 | 0 | 0 | 0 | 0 | 0.0 | 0 | 0 |
| Totals | 29/29 | 544 | 2,589 | 4.8 | 11 | 96t | 60 | 729 | 11.4 | 4 | 81t |
| Career | 75/61 | 1,166 | 4,939 | 4.2 | 14 | 96t | 113 | 1,170 | 10.4 | 6 | 81t |
| <i>Postseason</i> | | | | | | | | | | | |
| <i>SAN FRANCISCO</i> | | | | | | | | | | | |
| 1997 | 1/0 | 8 | 12 | 1.5 | 0 | 9 | 3 | 14 | 4.7 | 0 | 19 |
| 1998 | 2/2 | 23 | 135 | 5.9 | 0 | 24 | 3 | 15 | 5.0 | 0 | 7 |
| Career | 3/2 | 31 | 147 | 3.7 | 0 | 24 | 6 | 29 | 4.9 | 0 | 19 |

OTHER STATS: PASSING - 1993 (0-for-1, 1 INT), 1994 (1-for-1, 10 yards, 1 TD), 1995 (1-for-2, 16 yards); **FUMBLE RECOVERIES** - 1995 (2), 1996 (1)



HEARST'S 1998 GAME-BY-GAME STATISTICS

| DATE | OPPONENT | ATT | YDS | AVG | TD | LONG | REC | YDS | AVG | TD | LONG |
|-------------------|----------------|-----|-----|-----|----|------|-----|-----|------|----|------|
| 9-6 | NY Jets | 20 | 187 | 9.4 | 2 | 96t | 2 | 38 | 19.0 | 0 | 35 |
| 9-14 | at Washington | 22 | 138 | 6.3 | 1 | 19 | 1 | 12 | 12.0 | 0 | 12 |
| 9-20 | BYE | | | | | | | | | | |
| 9-27 | vs. Atlanta | 18 | 57 | 3.2 | 0 | 17 | 4 | 105 | 26.3 | 0 | 65 |
| 10-4 | at Buffalo | 12 | 28 | 2.3 | 0 | 7 | 5 | 38 | 7.6 | 0 | 14 |
| 10-11 | at New Orleans | 22 | 71 | 5.8 | 0 | 16 | 2 | 66 | 33.0 | 1 | 33t |
| 10-18 | Indianapolis | 15 | 65 | 4.3 | 0 | 13 | 6 | 33 | 5.5 | 0 | 17 |
| 10-25 | at St. Louis | 20 | 58 | 2.9 | 0 | 10 | 1 | 4 | 4.0 | 0 | 4 |
| 11-1 | at Green Bay | 17 | 99 | 5.8 | 1 | 30t | 2 | 25 | 12.5 | 0 | 20 |
| 11-8 | Carolina | 22 | 90 | 4.1 | 0 | 10 | 1 | 2 | 2.0 | 0 | 2 |
| 11-15 | at Atlanta | 16 | 56 | 3.5 | 0 | 20 | 1 | -1 | 0.0 | 0 | -1 |
| 11-22 | New Orleans | 25 | 90 | 3.6 | 0 | 27 | 4 | 103 | 25.8 | 1 | 81t |
| 11-30 | NY Giants | 20 | 166 | 8.3 | 1 | 70t | 2 | 7 | 3.5 | 0 | 4 |
| 12-6 | at Carolina | 20 | 139 | 7.0 | 1 | 71t | 2 | 28 | 14.0 | 0 | 19 |
| 12-14 | Detroit | 24 | 198 | 8.3 | 1 | 30 | 0 | 0 | 0.0 | 0 | 0 |
| 12-20 | at New England | 27 | 107 | 4.0 | 0 | 14 | 3 | 17 | 5.7 | 0 | 11 |
| 12-27 | St. Louis | 10 | 21 | 2.1 | 0 | 4 | 3 | 58 | 19.3 | 0 | 47 |
| Postseason | | | | | | | | | | | |
| 1-3 | Green Bay | 22 | 128 | 5.8 | 0 | 24 | 3 | 15 | 5.0 | 0 | 7 |
| 1-11 | at Atlanta | 1 | 7 | 7.0 | 0 | 7 | 0 | 0 | 0.0 | 0 | 0 |

HEARST'S 1997 GAME-BY-GAME STATISTICS

| DATE | OPPONENT | ATT | YDS | AVG | TD | LONG | REC | YDS | AVG | TD | LONG |
|-------------------|-----------------|-----|-----|------|----|------|-----|-----|------|----|------|
| 8-31 | at Tampa Bay | 18 | 84 | 4.7 | 0 | 33 | 2 | 6 | 3.0 | 0 | 3 |
| 9-7 | at St. Louis | 16 | 92 | 5.8 | 1 | 35t | 1 | -1 | -1.0 | 0 | -1 |
| 9-14 | New Orleans | 14 | 29 | 2.1 | 0 | 9 | 4 | 23 | 5.8 | 1 | 12 |
| 9-21 | Atlanta | 10 | 33 | 3.3 | 0 | 8 | 2 | 83 | 41.5 | 0 | 69 |
| 9-29 | at Carolina | 28 | 141 | 5.0 | 1 | 14 | 2 | 13 | 4.3 | 0 | 11 |
| 10-5 | BYE | | | | | | | | | | |
| 10-12 | St. Louis | 18 | 81 | 4.5 | 0 | 23 | 2 | 27 | 13.5 | 0 | 19 |
| 10-19 | at Atlanta | 18 | 105 | 5.8 | 0 | 51 | | | | | |
| 10-26 | at New Orleans | 17 | 53 | 3.1 | 0 | 15 | 2 | 24 | 12.0 | 1 | 19t |
| 11-2 | Dallas | 22 | 104 | 4.7 | 1 | 12 | 1 | 5 | 5.0 | 0 | 5 |
| 11-10 | at Philadelphia | 26 | 77 | 3.0 | 1 | 12 | 1 | -4 | -4.0 | 0 | -4 |
| 11-16 | Carolina | 18 | 48 | 2.7 | 0 | 13 | 1 | 13 | 13.0 | 0 | 13 |
| 11-23 | San Diego | 22 | 87 | 4.0 | 0 | 12 | 2 | 5 | 2.5 | 0 | 3 |
| 11-30 | Kansas City | 7 | 85 | 12.1 | 0 | 45 | 0 | 0 | 0.0 | 0 | 0 |
| 12-7 | Minnesota | | | | | | | | | | |
| 12-15 | Denver | | | | | | | | | | |
| 12-21 | at Seattle | | | | | | | | | | |
| Postseason | | | | | | | | | | | |
| 1-3 | vs. Minnesota | | | | | | | | | | |
| 1-11 | vs. Green Bay | 8 | 12 | 1.5 | 0 | 9 | 3 | 14 | 4.7 | 0 | 19 |

HEARST'S CAREER HIGHS

RUSHES - 28 at Carolina (9-29-97)

RUSHING YARDS - 198 vs. Detroit (12-14-98)

LONG RUSH - 96t vs. N.Y. Jets (9-6-98)

TD RUSHES - 2 vs. N.Y. Jets (9-6-98)

RECEPTIONS - 6 vs. Indianapolis (10-18-98)

RECEIVING YARDS - 105 vs. Atlanta (9-27-98)

LONG RECEPTION - 81t vs. New Orleans (11-22-98)

TD RECEPTIONS - 1 (several times) Last: vs. New Orleans (11-22-98)



HEARST'S 100-YARD RUSHING GAMES: (12) - 198 (vs. Detroit - 12-14-98), **187** (vs. N.Y. Jets - 9-6-98), **166** (vs. N.Y. Giants - 11-30-98), **141** (at Carolina - 9-29-97), **139** (at Carolina - 12-6-98), **138** (at Washington - 9-14-98), **107** (at New England - 12-20-98), **122** (at N.Y. Giants - 10-8-95), **121** (at Detroit - 9-17-95), **105** (at Atlanta - 10-19-97), **104** (vs. Dallas - 11-2-97), **103** (vs. Minnesota - 11-12-95)

HEARST'S POSTSEASON 100-YARD RUSHING GAMES: (1) - 128 (vs. Green Bay - 1-3-99)

TOP RUSHING GAMES IN 49ERS HISTORY

| | | |
|-----|------------------------|---------------------------------------|
| 1. | Charlie Garner | 201 at Dallas (9-24-00) |
| 2. | Garrison Hearst | 198 vs. Detroit (12-14-98) |
| 3. | Delvin Williams | 194 at St. Louis (12-31-76) |
| 4. | Roger Craig | 190 at L.A. Rams (10-16-88) |
| | Wilbur Jackson | 190 vs. New Orleans (11-27-77) |
| 6. | Garrison Hearst | 187 vs. N.Y. Jets (9-6-98) |
| 7. | Delvin Williams | 180 vs. Washington (11-7-76) |
| 8. | Joe Perry | 174 vs. Detroit (11-2-58) |
| 9. | Hugh McElhenny | 170 at Dallas Texans (10-5-52) |
| 10. | J.D. Smith | 168 vs. Minnesota (11-26-61) |
| 10. | Garrison Hearst | 166 vs. N.Y. Giants (11-30-98) |
| | Charlie Garner | 166 vs. Pittsburgh (11-7-99) |

HEARST'S TEAM RECORDS

| | |
|-------------------------------------|-------|
| Single season rushing yards | 1,570 |
| Longest run from scrimmage | 96t |
| 100-yard games single season (tied) | 6 |
| Consecutive 100-yard rushing games | 4 |

49ERS 1,000-YARD RUSHERS

| | | | |
|-----|------------------------|--------------|-------------|
| 1. | Garrison Hearst | 1,570 | 1998 |
| 2. | Roger Craig | 1,502 | 1988 |
| 3. | Wendell Tyler | 1,262 | 1984 |
| 4. | Charlie Garner | 1,229 | 1999 |
| 5. | Delvin Williams | 1,203 | 1976 |
| 6. | Charlie Garner | 1,142 | 2000 |
| 7. | Roger Craig | 1,054 | 1989 |
| 8. | Roger Craig | 1,050 | 1985 |
| 9. | Joe Perry | 1,049 | 1954 |
| 10. | J.D. Smith | 1,036 | 1959 |
| 11. | Garrison Hearst | 1,019 | 1997 |
| 12. | Joe Perry | 1,018 | 1953 |
| 13. | Ricky Watters | 1,013 | 1992 |

TOP RUSHING TOTALS IN CONSECUTIVE SEASONS

| | | | |
|----|------------------------|--------------|----------------|
| 1. | Garrison Hearst | 2,589 | 1997-98 |
| 2. | Roger Craig | 2,556 | 1988-89 |
| 3. | Charlie Garner | 2,371 | 1999-00 |
| 4. | Roger Craig | 2,317 | 1987-88 |
| 5. | Delvin Williams | 2,134 | 1976-77 |
| 6. | Wendell Tyler | 2,118 | 1983-84 |
| 7. | Joe Perry | 2,067 | 1953-54 |
| 8. | Ricky Watters | 1,963 | 1992-93 |



49ERS CONSECUTIVE 100-YARD GAMES

| | | | |
|----|-----------------|---|------|
| 1. | Garrison Hearst | 4 | 1998 |
| 2. | J.D. Smith | 3 | 1962 |
| | Billy Kilmer | 3 | 1961 |

TYRONE HOPSON

EASTERN KENTUCKY

66

PLAYERS



- ♦ Ht: 6-2, Wt: 295, Born: 5-28-76
- ♦ 3rd Year (D-5 in '99)
- ♦ Games/Starts: 2000-3/1; Career-4/1
- ♦ Signed through 2001

GUARD

CAREER: Tyrone Hopson will look to expand role in third season...Was slowed during 2000 season with emergency gall bladder surgery... Played mainly on special teams, starting one game during 2000...Has worked hard to improve strength and conditioning in offseason.

ACQUIRED: Selected by 49ers in fifth round (No. 161 overall) of 1999 NFL Draft.

2000: Under went emergency gallbladder surgery during preseason...Waived non-football injury (8-27) and signed to practice squad (8-29)...Signed to active roster (11-14)...Inactive vs. Atlanta (11-19)...Inactive at San Diego (12-3)...Played on special teams vs. New Orleans (12-10) and vs. Chicago (12-17)...Started and played at right guard in place of Dave Fiore at Denver (12-23).

1999: Played in one game and inactive for five during rookie season...Subbed at guard in season opener at Jacksonville (9-12)...Inactive Weeks 2-6 with left shoulder injury...Placed on Injured Reserve (10-20).

COLLEGE: As senior, earned first-team All-Ohio Valley Conference honors as left tackle...Averaged 10.0 knockdown blocks per game and graded at 90 percent blocking efficiency...Registered season-high 18 knockdown blocks against Kentucky State...Earned first-team All-Ohio Valley Conference honors and was named third-team All-America by Associated Press as junior...Started first half of season at left tackle before shifting to right guard...Registered 14 knockdowns and helped offense compile 607 yards vs. Austin Peay...Started 11 games at left tackle and helped offense average 190.4 yards per game rushing as sophomore...Became first player in school history to play offensive line for Colonels as true freshman...Shared time at left tackle...Majored in computer electronic technology.

PERSONAL: Born Tyrone Hopson Jr. (5-28-76) in Hopkinsville, KY...Earned All-City and All-County honors as two-way lineman at Davies County (Owensboro, KY) High...Named team's defensive MVP as senior...Lettered four times each in track and basketball...Single...Resides in Santa Clara, CA.

Did You Know...

Hopson is one of two current 49ers offensive linemen to have their jerseys retired at their high schools. Hopson had his number retired at Davies County High in Owensboro, KY in 2000 and Ray Brown had his jersey retired this year at Marion High in Arkansas.



HOPSON'S NFL STATISTICS

(REGULAR SEASON) GAMES/STARTS - 1999 (1/0), 2000 (3/1); CAREER - 4/1

TERRY

JACKSON

FLORIDA

22

FULLBACK



- ◆ Ht: 6-0, Wt: 232, Born: 1-10-76
- ◆ 3rd Year (D-5 in '99)
- ◆ Games/Starts: 2000-15/1; Career-31/1
- ◆ Signed through 2001

CAREER: Terry Jackson has developed into a valuable role player for 49ers...Determined, tough and high effort define Jackson...Voted to be special teams captain by teammates...Led team with **CAREER-HIGH** 19 special teams tackles in 2000...Has led 49ers in special teams tackles in each of his first two seasons.

ACQUIRED: Selected in fifth round (No. 157 overall) of 1999 NFL Draft.

2000: Played in 15 games, starting one...Rushed five times for six yards and one touchdown...Led team with **CAREER-HIGH** 19 special teams tackles...Finished with **CAREER-HIGH** 48 yards and one touchdown on five receptions...Scored first career touchdown on one-yard plunge on only carry of game and recorded two special teams tackles vs. Carolina (9-10)...Carried ball one time for two yards and recorded two solo special teams tackles at St. Louis (9-17)...Saw action on special teams and from scrimmage, hauling in one pass for 16 yards, vs. Oakland (10-8)...Saw limited action (left knee sprain) at Green Bay (10-15)...Did not play (left knee sprain) at Carolina (10-22)...Played on special teams, recording one tackle, and returned one kickoff nine yards vs. St. Louis (10-29)...Caught **CAREER-HIGH** three passes for 20 yards, including first career receiving touchdown, and rushed one time after replacing Fred Beasley (left ankle) vs. New Orleans (11-5)...Joined brother Willie (WR with Saints) to become first set of brothers to score in same game in 75 years...Also scored on two-point conversion and assisted on one special teams tackle vs. Saints...Started first career game in place of Fred Beasley (left ankle) and played on special teams vs. Kansas City (11-12)...Rushed one time for three yards vs. Chiefs...Recorded two special teams tackles and played from scrimmage at San Diego (12-3)...Played from scrimmage and on special teams, recording **CAREER-HIGH** four tackles, vs. New Orleans (12-10)...Played from scrimmage and hauled in 12-yard pass at Denver (12-23)...Also recorded one solo special teams tackle at Broncos.

1999: Played in all 16 games during rookie season...Finished with 15 carries for 75 yards...Added six yards on three receptions...Saw significant action on special teams...Recorded **TEAM-HIGH** 12 special teams tackles...Caught three-yard pass at Jacksonville (9-12)...Recorded two special teams stops at Arizona (9-27)...Posted two special teams stops at St. Louis (10-10)...Carried **CAREER-HIGH** five times for 24 yards vs. Atlanta (12-12)...Also recorded two special teams tackles vs. Falcons...Subbed at running back and posted one special teams tackle at Carolina (12-18)...Replaced Charlie Garner (ribs) in second half vs. Washington (12-26)...Carried five times for 16 yards vs. Redskins...Rushed five times for **CAREER-HIGH** 35 yards and caught two passes for three yards at Atlanta (1-3)...Also credited with one special teams tackle at Falcons.

COLLEGE: Appeared in eight games and started six at tailback as senior...Finished with 587 yards and three touchdowns on 105 carries...Caught 18 passes for 169 yards...Rushed for 127 yards and two touchdowns on 10 attempts vs. The Citadel and caught four passes for 44 yards...Carried 25 times for 135 yards vs. Alabama...GTE/CoSIDA Academic All-District and All-SEC Academic Team as junior...Recipient of team Leadership Award...Started four games at fullback...Finished with 39 yards on 15 carries...Caught eight passes for 135 yards and three touchdowns...Academic All-SEC award winner as sophomore...Played in every game and made one start...Finished with 79 carries for 388 yards and eight touchdowns...Caught 13 passes for 163 yards and one touch-



down...Pulled double-duty lining up at outside linebacker and tailback vs. Southwestern Louisiana...Rushed 12 times for 118 yards and two touchdowns vs. Florida State...SEC All-Freshman team by *Knoxville News-Sentinel*...SEC All-Academic selection...Played in every game and made five starts at tailback...Finished with 780 yards and six touchdowns on 122 carries...Also caught 20 passes for 188 yards...Scored first career touchdown vs. Houston...Recorded 138 yards and three touchdowns vs. Kentucky...Carried 17 times for 119 yards vs. Tennessee...Graduated with degree in business and marketing.

PERSONAL: Born Terrance Bernard Jackson (1-10-76)...Student body vice president at Florida... Father, Willie, played football at Florida...Prepped at P.K. Yonge (Gainesville, FL) High...Earned *Blue Chip* All-Southeast honors...Two-way performer, recorded 99 tackles (63 solo) on defense and rushed for 572 yards and five touchdowns as senior tailback...Brother, Willie Jr., is a six-year NFL veteran with New Orleans...Majored in business/marketing...Single...Resides in Gainesville, FL.

Did You Know...

Terry's father, Willie Sr., along with Leonard George, were the first African-Americans to play football at Florida. His brother, Willie Jr., plays for the New Orleans Saints and also played at Florida.

JACKSON'S NFL STATISTICS

| YEAR | G/S | RUSH | YDS | AVG | TD | LONG | REC | YDS | AVG | TD | LONG |
|---------------|-------------|-----------|-----------|------------|----------|-----------|----------|-----------|------------|----------|-----------|
| 1999 | 16/0 | 15 | 75 | 5.0 | 0 | 11 | 3 | 6 | 2.0 | 0 | 4 |
| 2000 | 15/1 | 5 | 6 | 1.2 | 1 | 3 | 5 | 48 | 9.6 | 1 | 16 |
| Totals | 31/1 | 20 | 81 | 4.1 | 1 | 11 | 8 | 54 | 6.8 | 1 | 16 |

OTHER STATS: (REGULAR SEASON) SPECIAL TEAMS TACKLES - 1999 (12), 2000 (19); **KICKOFF RETURNS** - 2000 (1 for 9 yards)

JACKSON'S CAREER HIGHS

RUSHES - 5 (several times) Last: at Atlanta (1-3-99)
RUSHING YARDS - 35 at Atlanta (1-3-99)
LONG RUSH - 11 (two times) Last: at Atlanta (1-3-99)
TD RUSHES - 1 vs. Carolina (9-10-00)
RECEPTIONS - 3 at New Orleans (11-5-00)
RECEIVING YARDS - 20 at New Orleans (11-5-00)
TD RECEPTIONS - 1 at New Orleans (11-5-00)
SPECIAL TEAMS TACKLES - 4 vs. New Orleans (12-10-00)

ROAD RECORD

The 49ers hold the NFL record for most consecutive road wins. San Francisco won 18 consecutive games away from home from 1988-90, including two perfect 8-0 seasons (1989-90). The previous record was 11 set by the San Diego Chargers (1960-61) and the 49ers (1987-88).



BRIAN JENNINGS

ARIZONA STATE

86



- ◆ Ht: 6-5, Wt: 245, Born: 10-14-76
- ◆ 2nd Year (D-7b in '00)
- ◆ Games/Starts: 2000-16/0; Career-16/0
- ◆ Signed through 2002

TIGHT END/LONG SNAPPER

CAREER: Handled all of long snapping duties for special teams in 2000...Also serves as back up tight end...Important special teams contributor...Big, strong player who possesses good blocking skills.

ACQUIRED: Selected in seventh round (No. 230 overall) of 2000 NFL Draft.

2000: Appeared in 16 games on special teams...Finished with six special teams tackles, including four solo...Handled long snapping duties Weeks 1-4...Handled long snapping duties and credited with one solo tackle vs. Arizona (10-1)...Handled long snapping duties and credited with one solo special teams tackle vs. Oakland (10-8)...Handled long snapping duties at Green Bay (10-15)...Handled long snapping duties and credited with one assisted special teams tackle at Carolina (10-22)...Handled long snapping duties Weeks 9-11...Handled long snapping duties and assisted on one special teams tackle vs. Atlanta (11-19)...Handled long snapping duties Weeks 14-15...Handled long snapping duties and recorded two solo tackles vs. Chicago (12-17)...Handled long snapping duties at Denver (12-23).

COLLEGE: Played in 22 games in career at Arizona State...Finished with four receptions and one touchdown in three years of action...Averaged 11.5 yards per reception...Also posted five tackles in career.

PERSONAL: Born Brian Lewis Jennings (10-14-76) in Mesa, AZ...Prepped at Red Mountain (Mesa, AZ) High...Lettered in football, basketball and track...Captain of football squad during senior season...Named honorable mention All-Region in senior season as tight end...Single...Resides in Mesa, AZ.

Did You Know...

When Brian Jennings began crawling, he headed straight for the pool and learned to swim before he could walk.

JENNINGS' NFL STATISTICS

(REGULAR SEASON) GAMES/STARTS - 2000 16/0; CAREER - 16/0

OTHER STATS: SPECIAL TEAMS TACKLES - 2000 (6)



JOHN KEITH

FURMAN

28

PLAYERS



- ♦ Ht: 6-0, Wt: 207, Born: 2-4-77
- ♦ 2nd Year (D-4 in '00)
- ♦ Games/Starts: 2000-6/3; Career-6/3
- ♦ Signed through 2002

SAFETY

CAREER: John Keith will look to play a more expanded role after remarkable start to rookie season was cut short by injury...Strong, fearless hitter with big play ability who proved to be valuable addition to 49ers young, talented defense...Added weight and strength during off-season and has fully recovered from forearm surgery.

ACQUIRED: Drafted by 49ers in the fourth round (No. 108 overall) of the 2000 NFL Draft.

2000: Appeared in six games, starting three at strong safety as rookie before season ending forearm fracture...Recorded 15 tackles (nine solo), one sack, one interception and two passes defended...Had two special teams tackles at Atlanta (9-3)...Played on special teams and from scrimmage and recorded three tackles, including five-yard sack, vs. Carolina (9-10)...Also credited with one assisted tackle on special teams vs. Panthers...Had four tackles (three solo) and first career interception at St. Louis (9-17)...Made first career start at strong safety and registered three tackles and one pass defended at Dallas (9-24)...Played from scrimmage and on special teams vs. Arizona (10-1)...Credited with one special teams tackle, one forced fumble and on-side kickoff recovery vs. Cardinals...Amassed five tackles and two special teams tackles before leaving game with broken forearm vs. Oakland (10-8)...Placed on Injured Reserve (10-10).

COLLEGE: Started 30-of-43 games during four-year career at Furman...Totaled 320 tackles (211 solo), including 11 tackles for loss...Finished with 11 interceptions, 20 passes defended and one sack...Voted All-America Division I-AA first-team selection by Associated Press and American Football Coaches Association and first-team All-Southern Conference and Conference Defensive Player-of-the-Year as senior...Majored in accounting.

PERSONAL: Born John Martin Keith (2-4-77) in Newnan, GA...Prepped at East Coweta (GA) High...Earned *Super Prep* All-America honors and Academic Achievement Award and named team captain as senior...Totaled 85 tackles and four sacks as senior...Also lettered in basketball...Single...Resides in Newnan, GA.

Did You Know...

John won the Horatio Alger Award his senior year in high school; given to the person who overcomes adversity in their life. There are only two winners of the award per state. John, who came from the inner city, was one of the representatives from Georgia and got to go to Washington, D.C. to speak at a conference.

KEITH'S NFL STATISTICS

| YEAR | G/S | TACKLES | | | | | PASS | | | | | | | |
|--------|-----|---------|-------|-----|-------|-----|------|-----|--------|----|----|--------|---|---|
| | | TOT | SOLOS | AST | SACKS | YDS | DEF | INT | YDS TD | FF | FR | YDS TD | | |
| 2000 | 6/3 | 15 | 9 | 6 | 1.0 | 5 | 2 | 1 | 0 | 0 | 1 | 1 | 0 | 0 |
| Career | 6/3 | 15 | 9 | 6 | 1.0 | 5 | 2 | 1 | 0 | 0 | 1 | 1 | 0 | 0 |

OTHER STATS: (REGULAR SEASON) SPECIAL TEAMS TACKLES - 2000 (6)



KEITH'S CAREER HIGHS

TOTAL TACKLES - 5 vs. Oakland (10-8-00)
SOLO - 3 (two times) Last: vs. Oakland (10-8-00)
ASSISTS - 2 (two times) Last: Oakland (10-8-00)
SACKS - 1 vs. Carolina (9-10-00)
PASSES DEFENSED - 1 (two times) Last: at Dallas (9-24-00)
INTERCEPTIONS - 1 at St. Louis (9-17-00)

CEDRIC

KILLINGS

CARSON-NEWMAN

71



- ♦ Ht: 6-2, Wt: 290, Born: 12-14-77
- ♦ 2nd Year (FA in '00)
- ♦ Games/Starts: 2000-14/1; Career-14/1
- ♦ Signed through 2001

DEFENSIVE TACKLE

CAREER: Strong, tenacious player who emerged as solid performer on 49ers defensive line...Tireless worker who appeared in 14 games, starting one as rookie...One of seven rookies to earn starting assignment on defense in 2000.

ACQUIRED: Signed by 49ers as undrafted free agent (4-27-00).

2000: Appeared in 14 games as reserve defensive tackle and on special teams...Inactive at Atlanta (9-3) and vs. Carolina (9-10)...Played from scrimmage and on special teams at St. Louis (9-17)...Posted two tackles, including six-yard sack, at Dallas (9-24)...Assisted on one tackle and played on special teams vs. Oakland (10-8)...Made first-career NFL start in place of Bryant Young (ribs) at Carolina (10-22) and posted three solo tackles...Credited with sack and **CAREER-HIGH** four assisted tackles vs. St. Louis (10-29)...Also provided key block en route to Travis Jervey's 68-yard kickoff return vs. Rams...Made one solo tackle and played on special teams vs. Kansas City (11-12)...Credited with one solo tackle and played on special teams vs. Atlanta (11-19)...Recorded two solo tackles and 10-yard sack vs. New Orleans (12-10).

COLLEGE: Four-time All-America...Started all 54 games he played in...Totaled 320 tackles, 19 sacks, eight quarterback pressures, one interception, 11 passes defended, five fumble recoveries and three forced fumbles in four-year career...Named to South Atlantic Conference All-Conference team and member of All-South Region team as senior...Registered 51 tackles as senior, including six sacks, three quarterback pressures, three passes defended, one forced fumble and three fumble recoveries...Also blocked two kicks as senior...Named first-team All-America as junior...Was anchor of defensive line that ranked among nation's best against run...Recorded 73 tackles, 4.5 sacks, six passes defended, one fumble recovery and one forced fumble...Named first-team All-America by *Football Gazette* and first-team All-SAC...Posted 74 tackles as sophomore, including 4.5 sacks...Also registered four quarterback pressures, one interception and two passes defended...Named SAC Defensive Freshman-of-the-Year...Started every game as freshman and registered 68 tackles, four sacks, one quarterback pressure, one forced fumble and one fumble recovery...Redshirted in 1995...Majored in leisure service.

PERSONAL: Born Cedric Laquon Killings (12-14-77) in Miami, FL...Prepped at Miami (FL) Central High...Earned All-Dade County and All-State honors...Also earned All-Dade County and All-State honors in track and field for discus and shotput...Single...Resides in Miami, FL.



Did You Know...

Growing up in Miami, Cedric Killings was a huge 49ers fan and had the team's memorabilia all over his bedroom. It started when he and his aunt made a bet on Super Bowl XXIV. His aunt was a Denver Broncos fan and they bet on the game. When the 49ers won, Cedric was hooked and has been a fan ever since.

KILLINGS' NFL STATISTICS

| YEAR | G/S | TACKLES | | | | PASS | | | | | | |
|--------|------|---------|------|-----|------|------|-----|-----|------|----|----|----|
| | | TOTAL | SOLO | AST | SACK | YDS | INT | YDS | LONG | FR | FF | PD |
| 2000 | 14/1 | 18 | 12 | 6 | 3.0 | 18 | 0 | 0 | 0 | 0 | 0 | 0 |
| Career | 14/1 | 18 | 12 | 6 | 3.0 | 18 | 0 | 0 | 0 | 0 | 0 | 0 |

OTHER STATS: (REGULAR SEASON) SPECIAL TEAMS TACKLES - 2000 (1)

KILLINGS' CAREER HIGHS

TOTAL TACKLES - 5 vs. St. Louis (10-29-00)
SOLO - 3 at Carolina (10-22-00)
ASSISTS - 4 vs. St. Louis (10-29-00)
SACKS - 1 (several times) Last: vs. New Orleans (12-10-00)

JONAS LEWIS

SAN DIEGO STATE

43



- ♦ Ht: 5-9, Wt: 210, Born: 12-27-76
- ♦ 2nd Year (FA in '00)
- ♦ Games/Starts: 2000-10/0; Career-10/0
- ♦ Signed through 2001

RUNNING BACK

CAREER: Jonas Lewis established himself as a quality addition to 49ers special teams unit and adds depth to backfield...Has excellent vision and toughness.

ACQUIRED: Signed by 49ers as undrafted free agent (4-24-00).

2000: Appeared in 10 games, playing primarily on special teams as rookie...Inactive at Atlanta (9-3) and at St. Louis (9-17)...Played from scrimmage and on special teams and recorded one special teams tackle at Dallas (9-24)...Also carried ball one time for six yards at Cowboys...Appeared on special teams and recovered fumble vs. Arizona (10-1)...Recorded two assisted tackles on special teams vs. Oakland (10-8)...Waived (10-13)...Signed to practice squad (10-17)...Re-signed to active roster (11-5)...Assisted on one special teams tackle vs. Kansas City (11-12)...Played on special teams and recorded three tackles and returned kickoff 14 yards vs. Atlanta (11-19)...Returned one kickoff 17 yards and amassed four special teams tackles at San Diego (12-3)...Returned two kickoffs for 33 yards and recorded one solo special teams tackle vs. New Orleans (12-10)...Returned one kickoff 19 yards and posted two spe-



cial teams tackles vs. Chicago (12-17)...Appeared on special teams and amassed 85 yards on four kickoff returns at Denver (12-23).

COLLEGE: Rushed for 2,843 yards in career at San Diego State, which ranks second in school history behind Marshall Faulk...Named first-team All-Mountain West by *Sporting News* as senior...Started six games as senior, rushing for 812 yards and two touchdowns on 152 carries...Also grabbed 11 receptions for 44 yards...Returned five kickoffs 122 yards...Ranked sixth in WAC and 30th in the nation with 879 yards rushing as junior...Named second-team All-WAC Pacific Division running back...Broke 1,000-yard rushing barrier as sophomore, rushing for 1,021 yards and six touchdowns on 227 attempts...Sixth Aztec, and first sophomore since Faulk in 1992, to rush for more than 1,000 yards in season.

PERSONAL: Born Jonas W. Lewis (12-27-76) in Riverside, CA...Prepped at Beaumont High in Beaumont, CA...First-team All-CIF, All-Riverside County, All-Inland Empire and All-State Small Schools selection as senior...Rushed for 2,134 yards on 209 carries and 29 touchdowns in career...Set school records for single game rushing yards (308), single season rushing yards (2,134) and points in a season (186)...Set national record with 10 touchdowns scored in game...Runs "Camp Lewis," a camp for children designed to motivate for excellence in both academics and athletics...Single...Resides in San Diego, CA.

Did You Know...

Jonas wasted no time creating a way to give back to the community during his rookie year. The *Jonas Lewis Make the Play Foundation* debuted April 20, 2000 and focuses on teaching children the importance of education.

LEWIS' NFL STATISTICS

| YEAR | G/S | RUSH | YDS | AVG | TD | LONG | REC | YDS | AVG | TD | LONG |
|--------|------|------|-----|-----|----|------|-----|-----|-----|----|------|
| 2000 | 10/0 | 1 | 6 | 6.0 | 0 | 6 | 0 | 0 | 0.0 | 0 | 0 |
| Career | 10/0 | 1 | 6 | 6.0 | 0 | 6 | 0 | 0 | 0.0 | 0 | 0 |

OTHER STATS: (REGULAR SEASON) SPECIAL TEAMS TACKLES - 2000 (14); KICKOFF RETURNS - 2000 (9 for 168 yards)

ANSWERING THE BELL

There has been only one season when the 49ers had the same starting lineup on offense for every game. In 1968, all 11 starters answered the bell for all 14 games. The 49ers had 10-of-11 defensive players start all 14 games that season as well. Free safety was the only position that had more than one starter in 1968.

**BEN****LYNCH**

CALIFORNIA

60

- ♦ Ht: 6-4, Wt: 295, Born: 11-18-72
- ♦ 3rd Year (FA in '99)
- ♦ Games/Starts: 2000-9/0; Career-25/1
- ♦ Signed through 2001

CENTER

CAREER: Ben Lynch established himself as a valuable reserve on the 49ers offensive line and special teams units during the 2000 season...Tenacious player with excellent strength and quickness...First selection by Frankfurt Galaxy in 1998 NFL Europe draft...Played in 1998 World Bowl and earned All-NFL Europe honors as center with Galaxy.

ACQUIRED: Signed as free agent by 49ers (5-4-99)...Originally selected by Kansas City in seventh round (No. 211 overall) of 1996 NFL draft...Released by Chiefs (8-20-96)...Signed by Minnesota (2-10-97).

2000: Appeared in nine games, playing both from scrimmage and on special teams...Injured shoulder in preseason and was inactive for first game of season at Atlanta (9-3)...Did not play Weeks 2-7...Subbed at center for Jeremy Newberry and played on special teams at Carolina (10-22)...Appeared on special teams vs. St. Louis (10-29)...Played on special teams Weeks 10-17.

1999: Played in all 16 games and made one start at center...Played on special teams Weeks 1-4...Played 20 snaps, replacing Chris Dalman (knee) in fourth quarter at St. Louis (10-10)...Also played on special teams at Rams...Made first NFL start in place of Chris Dalman (left knee) vs. Carolina (10-17) and played 77 snaps...Played from scrimmage and on special teams Weeks 7-12...Saw special teams duty Weeks 13-16...Played 30 snaps replacing Chris Dalman (irregular heartbeat) in second half at Atlanta (1-3).

COLLEGE: Four-year letterwinner as offensive lineman at Cal...Closed career with 22 consecutive starts at center...Earned first-team All-Pac-10 honors as senior...Was team co-captain, named most valuable lineman and received Roth Award for courage, sportsmanship and attitude as senior...Spent freshman season as reserve guard and started at guard as sophomore before switching to center as junior...Majored in business administration.

PERSONAL: Born Benjamin John Lynch (11-18-72) in Santa Rosa, CA...Prepped at Analy High in Sebastopol, CA, earning All-Conference honors as offensive and defensive lineman...Recipient of National Football Foundation Hall of Fame Scholar-Athlete award...Single...Resides in Sunnyvale, CA.

Did You Know...

Right after finishing up his college eligibility and before even putting on an NFL uniform, Ben appeared with former 49ers great Steve Young in a shoe commercial.

(REGULAR SEASON) GAMES/STARTS - 1999 (16/1), 2000 (9/0); CAREER - 25/1



REGGIE MCGREW

FLORIDA

92



- ◆ Ht: 6-1, Wt: 312, Born: 12-16-76
- ◆ 3rd Year (D-1 in '99)
- ◆ Games/Starts: 2000-10/0; Career-10/0
- ◆ Signed through 2005

DEFENSIVE TACKLE

CAREER: After injury-riddled rookie season, Reggie McGrew came back in his second season to appear in 10 games...San Francisco's first round choice in 1999, McGrew missed all of rookie season on Injured Reserve (triceps tendon tear)...Will compete for time along defensive front.

ACQUIRED: Selected in first round (No. 24 overall) in 1999 NFL Draft.

2000: Saw action in 10 games from scrimmage and on special teams...Subbed at defensive tackle at Atlanta (9-3)...Subbed at defensive tackle vs. Carolina (9-10)...Inactive vs. St. Louis (9-17)...Played from scrimmage and on special teams at Dallas (9-24)...Subbed at defensive tackle and credited with forced fumble vs. Arizona (10-1)...Also appeared on special teams vs. Cardinals...Inactive Weeks 6 and 7 (left ankle)...Subbed at defensive tackle and credited with one tackle at Carolina (10-22)...Also appeared on special teams at Panthers...Inactive at New Orleans (11-5)...Played from scrimmage and on special teams vs. Kansas City (11-12) and vs. Atlanta (11-19)...Played on special teams and from scrimmage, assisting on one tackle at San Diego (12-3)...Inactive vs. New Orleans (12-10)...Appeared on special teams and played from scrimmage vs. Chicago (12-17)...Played and recorded one tackle at Denver (12-23).

1999: Inactive Weeks 1-4...Placed on Injured Reserve (10-4) with torn triceps tendon.

COLLEGE: All-America Dream Team selection by *Sports Network* as junior... Earned first-team All-SEC honors...Started nine games at right defensive tackle...Recorded 41 tackles (23 solo), one fumble recovery and one forced fumble...Recorded five sacks for 31 yards and seven tackles for loss (17 yards)...Played in seven games and started six at right defensive tackle as sophomore...Finished with 26 tackles (15 solo) and 1.5 sacks...Also credited with four QB pressures, two passes defended and two forced fumbles...Recorded three tackles and 14-yard sack vs. Penn State in Citrus Bowl...Freshman All-America selection by *Sporting News*...Named team's Outstanding Freshman...Started 10 games at right defensive tackle...Finished with 39 tackles (24 solo), two sacks and eight QB pressures...Majored in sociology.

PERSONAL: Born Reginald Gerard McGrew (12-16-76)...Father was high school football coach...Prepped at Lafayette (Mayo, FL) High...*Parade*, *Blue Chip* and *USA Today* All-America selection as senior...Rated as top defensive lineman in country by *Super Prep*...Finished with 123 tackles, six sacks and five forced fumbles as senior...Single...Resides in Mayo, FL.

Did You Know...

After signing his first professional contract, McGrew started his own charity, the *Reggie McGrew Foundation*, which benefits underprivileged children in his home state of Florida and in the San Francisco Bay Area.



MCGREW'S NFL STATISTICS

| YEAR | G/S | TACKLES | | | | | PASS | | | | | | |
|--------|------|---------|------|-----|-------|-----|------|------|-----|----|----|-----|---|
| | | TOT | SOLO | AST | SACKS | YDS | DEF | INTS | YDS | FF | FR | YDS | |
| 1999 | | | | | | | | | | | | | |
| | | | | | | | | | | | | | |
| 2000 | 10/0 | 3 | 2 | 1 | 0.0 | 0 | 0 | 0 | 0 | 0 | 0 | 0 | 0 |
| Career | 10/0 | 3 | 2 | 1 | 0.0 | 0 | 0 | 0 | 0 | 0 | 0 | 0 | 0 |

JOHN

MILEM

LENOIR-RHYNE

99

PLAYERS



- ♦ Ht: 6-7, Wt: 290, Born: 6-9-75
- ♦ 2nd Year (D-5b in '00)
- ♦ Games/Starts: 2000-16/0; Career-16/0
- ♦ Signed through 2002

DEFENSIVE END

CAREER: Quick, strong pass rusher with great hands...Has power to get inside to rush passer...Possesses great footwork and acceleration to slip blockers...Saw action in every game as rookie...Worked hard and made huge strides in offseason.

ACQUIRED: Selected by 49ers in fifth round (No. 150 overall) in 2000 NFL Draft.

2000: Appeared in all 16 games as rookie...Played on special teams at Atlanta (9-3)...Played from scrimmage and on special teams vs. Carolina (9-10)...Returned one kickoff 13 yards at St. Louis (9-17)...Played from scrimmage and on special teams at Dallas (9-24) and vs. Arizona (10-1)...Registered one solo tackle vs. Oakland (10-8)...Recorded one solo tackle and played on special teams at Green Bay (10-15)...Assisted on one tackle and played on special teams at Carolina (10-22)... Played from scrimmage and on special teams vs. St. Louis (10-29)...Credited with two solo tackles, including one on special teams, at New Orleans (11-5)...Played from scrimmage and on special teams vs. Kansas City (11-12)...Credited with one solo tackle and played on special teams vs. Atlanta (11-19)...Played on special teams at San Diego (12-3)...Assisted on one tackle and played on special teams vs. New Orleans (12-10)...Played from scrimmage and on special teams vs. Chicago (12-17) and at Denver (12-23).

COLLEGE: Started 19-of-22 games in three years at Lenoir-Rhyne...Recorded 84 tackles (56 solo) and 16.0 sacks for loss of 132 yards...Started all 11 games at defensive end and recorded 50 tackles, one pass defended and one forced fumble as senior...Also set school season-record with 14 sacks (119 yards)...Redshirted during 1998 season...Started all 11 games at defensive end and recorded 34 tackles (22 solo) and two sacks for loss of 13 yards as sophomore...Also had seven tackles for loss (27 yards), one fumble recovery and one pass defended...Majored in sports management.

PERSONAL: Born John Ray Milem (6-9-75) in Concord, NC...Prepped at West Rowan (Salisbury, NC) High...Joined Marine Corps after high school and enrolled at Lenoir-Rhyne after three years of service...Single...Resides in Salisbury, NC.

Did You Know...

When John Milem graduated from West Rowan High in 1993, he was already 6'7" and weighed only 185 pounds. John is still 6'7" but weighs 290 pounds.



MILEM'S NFL STATISTICS

| YEAR | G/S | TOT | TACKLES | | | PASS | | | | | | | |
|--------|------|-----|---------|-----|-------|------|-----|------|-----|----|----|-----|---|
| | | | SOLO | AST | SACKS | YDS | DEF | INTS | YDS | FF | FR | YDS | |
| 2000 | 16/0 | 6 | 4 | 2 | 0.0 | 0 | 0 | 0 | 0 | 0 | 0 | 0 | 0 |
| Career | 16/0 | 6 | 4 | 2 | 0.0 | 0 | 0 | 0 | 0 | 0 | 0 | 0 | |

OTHER STATS: SPECIAL TEAMS TACKLES - 2000 (1); KICKOFF RETURNS - 2000 (1 for 13 yards)

Rick

MIRER

NOTRE DAME

3



- ◆ Ht: 6-3, Wt: 212, Born: 3-19-70
- ◆ 9th Year (FA in '00)
- ◆ Games/Starts: 2000-1/0; Career-71/60
- ◆ Signed through 2001

QUARTERBACK

CAREER: With nine years of veteran experience, Rick Mirer brings a wealth of knowledge to quarterback position...Style of play fits 49ers offensive system...Mobile and elusive athlete who runs well...Owns 60 career NFL starts...Spent first four seasons with Seattle (1993-96)...Earned **ROOKIE-OF-THE-YEAR** honors with Seahawks in 1993...Played for Chicago (1997), Green Bay (1998) and New York Jets (1999) before joining 49ers.

ACQUIRED: Re-signed by 49ers as unrestricted free agent (6-5-01)...Signed by 49ers as free agent (6-13-00)...Originally selected by Seattle in first round (No. 2 overall) in 1993 NFL draft.

2000: (With San Francisco) Appeared in one game in first year with 49ers...Did not play at Atlanta (9-3)...Played entire fourth quarter and completed 10-of-20 passes for 126 yards, including 17-yard touchdown, vs. Carolina (9-10)...Also completed two-point conversion to Terrell Owens and carried twice for five yards vs. Panthers...Did not play Weeks 3-17.

1999: (With N.Y. Jets) Acquired by Jets in training camp trade with Green Bay...Played in eight games and made six starts...Completed 95-of-176 passes for 1,062 yards, five touchdowns and nine interceptions with Jets...Saw first action of season in Week 1 vs. New England (9-12)...Opened game as third quarterback, but injuries to Vinny Testaverde and Tom Tupa forced him into action late in game...Made first start of season at Buffalo (9-19)...Was 13-of-28 for 121 yards at Bills...Start was first for Mirer since 9-5-97 as member of Bears...Started vs. Washington (9-26) and completed 17-of-31 passes for 227 yards and one touchdown...Threw first touchdown of season with 35-yard pass to WR Dedric Ward...Started at Denver (10-3) and recorded sixth career come-from-behind win...Completed 17-of-28 passes for 242 yards and two touchdowns, despite being sacked four times...Connected with WR Keyshawn Johnson on 26-yard touchdown...Threw 16-yard scoring pass to Ward in fourth quarter to put Jets ahead, 21-13, after trailing 13-7 entering final quarter...Started at Jacksonville (10-11) and completed 19-of-38 passes for 164 yards and two interceptions...Inactive vs. Indianapolis (10-17)...Returned to starting lineup at Oakland (10-24) and completed 13-of-22 passes for 158 yards, including two-yard touchdown pass to TE Eric Green...Also scored first rushing touchdown of season on nine-yard run in second quarter at Raiders...Started vs. Arizona (11-7) and helped lead team to second victory of season...Completed 12-of-18 passes for 122 yards and one touchdown vs. Cardinals...Connected with Johnson on season-high 43-yard touchdown pass in fourth quarter...Recorded season-high 104.4 passer rating vs. Cardinals...Inactive Weeks 9-13...Saw action in one play vs. Miami (12-12)...Inactive Weeks 15-17.

1998: (With Green Bay) Signed with Packers (9-2) as free agent four days before season opener after being waived by Chicago (8-30)...Was inactive 12 games as Packers' third quarter-



back...Active, but did not play, at Detroit (10-15), vs. Baltimore (10-25), vs. San Francisco (11-1) and at Pittsburgh (11-9).

1997: (With Chicago) Played in seven games and made three starts for Chicago...Completed 53-of-103 passes for 420 yards and six interceptions with Bears...Also rushed for 78 yards and one touchdown on 20 attempts...Served as backup to Erik Kramer Weeks 1-2...Inactive Week 3...Saw first action as Bear in relief role vs. Detroit (9-14)...Completed 10-of-21 passes vs. Lions...Made first start with Chicago at New England (9-21)...Completed season-high 68 percent of passes (17-of-25) for season-high 154 yards...Started at Dallas (9-28) and completed 11-of-21 passes for 62 yards...Made third start of season against New Orleans (10-5) and completed 7-of-16 passes for 58 yards...Inactive Weeks 8-13...Had season-high 20-yard rush at St. Louis (12-14).

1996: (With Seattle) Played in 11 games and made nine starts for Seattle...Finished season with 1,546 yards passing and five touchdowns...Completed 136-of-265 passes...Also rushed for 191 yards and two touchdowns on 33 carries...Threw for season-high 251 yards, on 24-of-41 passing, in season opener at San Diego (9-1)...Completed **CAREER-HIGH** 60-yard pass to WR Joey Galloway...Also rushed for 49 yards, including six-yard score, vs. Chargers...Scored second rushing touchdown of season on one-yard dive vs. Kansas City (9-15)...Posted fifth come-from-behind victory of career at Tampa Bay (9-22)...Completed 12-of-17 passes for 118 yards and one touchdown on final two Seahawk drives to erase deficit at Buccaneers...Inactive next four weeks...Returned to starting duty against Oakland (11-24)...Completed 64 percent of passes (16-of-25) for 181 yards and one touchdown vs. Raiders.

1995: (With Seattle) Played in 15 games and made 13 starts...Completed 209-of-391 passes for 2,564 yards and 13 touchdowns...Also rushed 43 times for 193 yards and one touchdown...Selected as offensive captain by teammates prior to season opener...Passed for season-high 279 yards and two touchdowns vs. Cincinnati (9-17)...Completed 21-of-30 passes vs. Bengals...Started vs. N.Y. Giants (11-5) and threw two scoring passes in victory...Led team to second consecutive victory with starting assignment vs. Jacksonville (11-12)...Had two scoring tosses vs. Jaguars...Led team to third straight win with two touchdown performance at Washington (11-19)...Completed 53-of-94 passes for 682 yards and six touchdowns during three-game win streak...Injured left, non-throwing shoulder at Denver (12-10), forcing him to miss final two starting assignments...Returned to play in reserve role in season finale at Kansas City (12-24).

1994: (With Seattle) Started Seahawks' first 13 games in Tom Flores' final season as head coach...Set club single-season record and tied Chiefs' Joe Montana for league-low interception percentage (1.8) while completing 195-of-381 passes for 2,151 yards and 11 touchdowns...Also was team's second-leading rusher with 153 yards on 34 carries...Opened season by completing 60.7 percent of passes (17-of-28) for 183 yards and one touchdown in victory at Washington (9-4)...Threw for **CAREER-HIGH** three touchdown passes on 19-of-26 passing in 38-9 thrashing of Los Angeles Raiders (9-11)...Passed for season-high 244 yards against Denver (10-9)...Had two touchdown passes at Kansas City (10-23)...Suffered broken thumb vs. Indianapolis (12-4)...Underwent surgery (12-5) and was inactive next two weeks before being placed on Injured Reserve (12-20).

1993: (With Seattle) Earned **ROOKIE-OF-THE-YEAR** honors while starting all 16 games...Set NFL rookie records for attempts (486), completions (274) and passing yards (2,833)-all of which also are **CAREER-HIGHS**...Also established new team rookie records for touchdown passes (12), completion percentage (56.4) and passer rating (67.0)...Named **NFL OFFENSIVE ROOKIE-OF-THE-YEAR** by *Football Digest* and **AFC ROOKIE-OF-THE-YEAR** by *USA Today*/NFL Players Association and UPI...Also chosen to all-rookie teams of *Pro Football Weekly*/Pro Football Writers of America, *Football Digest*, *Football News* and *College & Pro Football Newsweekly*...Led all AFC signal callers and set team single-season record for rushing yards by quarterback with **CAREER-HIGH** 343 yards and three touchdowns on 68 carries...Became only third rookie quarterback since 1970 league merger to start all of team's games, joining New England's Jim Plunkett (1971) and Buffalo's Joe Ferguson (1973)...Also was just sixth rookie QB in NFL history to improve club's win total by four over previous season.

COLLEGE: Three-year starter and four-time letterman (1989-1992) for Notre Dame...Completed 377-of-698 passing attempts for 5,997 yards...Also gained 694 yards and 17 TDs on 253 career carries...Posted 29-7-1 record as starter, including a 2-1 mark in bowl games...Team co-captain as senior...Earned second-team All-America honors from UPI and *Football News* as senior...Threw for 1,876 yards and 15 touchdowns (on 120-of-234 passing), with six interceptions, as senior...Finalist for Johnny Unitas Golden Arm Award and Davey O'Brien National Quarterback Award in 1992...Set school's single-season mark with 18 touchdown passes as junior...Threw career-high 2,117 yards and shared team MVP honors with RB Jerome



Bettis...Earned honorable mention All-America recognition from *Football News* in both 1990 and '91...Spent 1989 season as backup to Tony Rice, winner of the Unitas award that year...Earned B.A. degree in marketing.

PERSONAL: Born Rick F. Mirer (3-19-70) in Elkhart, IN...Two-time All-State selection at quarterback...Chosen as Gatorade Circle of Champions Indiana Player-of-the-Year as senior at Goshen (IN) High...Named to prep All-America teams of *Parade*, *SuperPrep* and *USA Today* as senior...Also received Bobby Dodd Award from Touchdown Club of Atlanta as national high school back of year...Finished high school career with 44 touchdown passes and 6,586 passing yards, both state records...Broke single-season Indiana prep passing record, previously held by Jeff George, with 3,973 yards as senior, including 30 touchdowns...Created "Rick Mirer Children's Charity Foundation" in 1996 to assist in meeting the needs of young people and youth organizations, such as Boys and Girls Clubs and Big Brothers/Big Sisters; the foundation also has worked closely with youth programs at Oaklawn, a mental health services hospital in Elkhart, IN...Established "Rick Mirer Endowed Scholarship" at Notre Dame in 1998, an academic grant given to a student from Elkhart (IN) County, his home area, who attends the university...Also has given time to United Way, Goshen High School athletic department and to Bashor Home in Goshen, which works on behalf of abused children...Father, Ken, coached Goshen High School's 1978 state championship team...Married, Rick and wife, Stephanie, have two sons, Morrison (8-9-98), and Oliver Franklin (1-9-01)...Family resides in San Diego, CA.

Did You Know...

After receiving a surfboard from friends as a gift for his 30th birthday, Mirer has now picked up the sport. He is still learning but enjoys it because it gives him a great work out.

MIRER'S NFL STATISTICS

| YEAR | G/S | ATT | COMP | YDS | PASSING | | | LONG | QB RATING |
|----------------------|--------------|--------------|------------|---------------|-------------|-----------|-----------|-----------|-------------|
| | | | | | PCT | TD | INT | | |
| <i>SEATTLE</i> | | | | | | | | | |
| 1993 | 16/16 | 486 | 274 | 2,883 | 56.4 | 12 | 17 | 53t | 67.0 |
| 1994 | 13/13 | 381 | 195 | 2,151 | 51.2 | 11 | 7 | 51 | 70.2 |
| 1995 | 15/13 | 391 | 209 | 2,564 | 53.5 | 13 | 20 | 59t | 63.7 |
| 1996 | 11/9 | 265 | 136 | 1,546 | 51.3 | 5 | 12 | 60 | 56.6 |
| Totals | 55/51 | 1,523 | 814 | 9,144 | 53.4 | 41 | 56 | 60 | 64.3 |
| <i>CHICAGO</i> | | | | | | | | | |
| 1997 | 7/3 | 103 | 53 | 420 | 51.5 | 0 | 6 | 34 | 37.7 |
| Totals | 7/3 | 103 | 53 | 420 | 51.5 | 0 | 6 | 34 | 37.7 |
| <i>GREEN BAY</i> | | | | | | | | | |
| 1998 | 0/0 | 0 | 0 | 0 | 0 | 0 | 0 | 0 | 0.0 |
| Totals | 0/0 | 0 | 0 | 0 | 0 | 0 | 0 | 0 | 0.0 |
| <i>NEW YORK JETS</i> | | | | | | | | | |
| 1999 | 8/6 | 176 | 95 | 1,062 | 53.9 | 5 | 9 | 50 | 60.4 |
| Totals | 8/6 | 176 | 95 | 1,062 | 53.9 | 5 | 9 | 50 | 60.4 |
| <i>SAN FRANCISCO</i> | | | | | | | | | |
| 2000 | 1/0 | 20 | 10 | 126 | 50.0 | 1 | 0 | 26 | 86.7 |
| Totals | 1/0 | 20 | 10 | 126 | 50.0 | 1 | 0 | 26 | 86.7 |
| Career | 71/60 | 1,822 | 972 | 10,702 | 53.3 | 47 | 71 | 60 | 63.4 |



MIRER'S Statistics (Continued)

| YEAR | G/S | RUSHING | | AVG | TD | LONG |
|----------------------|--------------|------------|--------------|------------|----------|-----------|
| | | RUSH | YDS | | | |
| <i>SEATTLE</i> | | | | | | |
| 1993 | 16/16 | 68 | 343 | 5.0 | 3 | 33 |
| 1994 | 13/13 | 34 | 153 | 4.5 | 0 | 14 |
| 1995 | 15/13 | 43 | 193 | 4.5 | 1 | 24 |
| 1996 | 11/9 | 33 | 191 | 5.8 | 2 | 33 |
| Totals | 55/51 | 178 | 880 | 4.9 | 6 | 33 |
| <i>CHICAGO</i> | | | | | | |
| 1997 | 7/3 | 20 | 78 | 3.9 | 1 | 20 |
| Totals | 7/3 | 20 | 78 | 3.9 | 1 | 20 |
| <i>GREEN BAY</i> | | | | | | |
| 1998 | | | DNP | | | |
| <i>N.Y. JETS</i> | | | | | | |
| 1999 | 8/6 | 21 | 89 | 4.2 | 1 | 12 |
| Totals | 8/6 | 21 | 89 | 4.2 | 1 | 12 |
| <i>SAN FRANCISCO</i> | | | | | | |
| 2000 | 1/0 | 3 | 0 | 0.0 | 0 | 3 |
| Total | 1/0 | 3 | 0 | 0.0 | 0 | 3 |
| Career | 71/60 | 222 | 1,047 | 4.7 | 8 | 33 |

MIRER'S CAREER HIGHS

PASSES ATTEMPTED - 43 vs. New England (10-24-93)
COMPLETIONS - 25 vs. San Diego (10-3-93)
PASSING YARDS - 282 vs. San Diego (10-3-93)
TD PASSES - 3 at LA Raiders (9-11-94)
LONG PASS - 60 at San Diego (9-1-96)
INTERCEPTIONS - 4 vs. Green Bay (9-29-96)
RUSHES - 9 at Cincinnati (9-26-93)
RUSHING YARDS - 52 at L.A. Raiders (12-12-93)
LONG RUSH - 33 (two times) Last: at San Diego (9-1-96)
TD RUSHES - 1 (several times) Last: at Oakland, (10-24-99)

JEREMY NEWBERRY

CALIFORNIA

62



- ◆ Ht: 6-5, Wt: 304, Born: 3-23-76
- ◆ 4th Year (D-2 in '98)
- ◆ Games/Starts: 2000-16/16; Career-32/32
- ◆ Signed through 2001

CENTER

CAREER: Jeremy Newberry is an aggressive and tenacious player with great size and strength...He was named 2000 **BOBB MCKITTRICK AWARD** winner as 49er offensive lineman who best exemplifies the dedication, excellence and commitment of former offensive line coach Bobb McKittrick...Has started every game he has played in NFL...Took over center duties when Chris Dalman suffered a career-ending neck injury in training camp and started every game during 2000 season...Versatile performer, Newberry has started at tackle, guard and center...First offensive lineman selected in first two rounds by 49ers since Harris Barton was first round choice in 1987.

ACQUIRED: Selected by 49ers in second round (No. 58 overall) of 1998 draft.

2000: Started all 16 games at center and helped 49ers generate 6,040 yards total offense to rank



fourth in NFL...Played all but one snap during season...Took over center duties after Chris Dalman suffered career-ending neck injury during training camp...In first season making line calls, 49ers finished third in NFL with only 25 sacks allowed...Line produced five sackless games...Started at center as team racked up 339 yards passing at Atlanta (9-3)...Also recovered fumble at Falcons...Started at center vs. Carolina (9-10)...Started and played every snap as team did not give up sack at St. Louis (9-17)...Started at center and led way for Charlie Garner to rush for **CAREER-HIGH** and **TEAM RECORD** 201 yards at Dallas (9-24)...Also did not give up sack as Jeff Garcia passed for **CAREER-HIGH** four touchdowns at Cowboys...Started at center vs. Arizona (10-1)...Started as team racked up over 400 yards total offense and four touchdowns vs. Oakland (10-8) and at Green Bay (10-15)...Earned **BOBB MCKITTRICK AWARD** (12-15).

1999: Started all 16 games for NFL's top-ranked rushing team...Started at right tackle in season opener at Jacksonville (9-12) and vs. New Orleans (9-19)...Switched to right guard at Arizona (9-27)...Opened up hole for RB Lawrence Phillips' 68-yard touchdown run to seal victory at Cardinals...Started at right guard at Cincinnati (12-5) as offensive line did not allow sack and QB Jeff Garcia threw for 437 yards...Started at guard vs. Washington (12-26) as team rolled to season-high 250 yards rushing...Started and helped offense produce 506 total yards at Atlanta (1-3).

1998: Missed first nine weeks of season after suffering torn ACL in offseason mini-camp...Placed on Reserve/PUP list (7-17)...Removed from Reserve/PUP list (11-7)...Did not play vs. Carolina (11-8)...Inactive Weeks 11-17...Inactive vs. Green Bay (1-3) and at Atlanta (1-9) during postseason.

COLLEGE: Started 11 games and recorded 93 percent blocking consistency grade, highest by any Cal lineman in 1990s, as junior...Second-team All-Pac-10 selection...Recorded 113 knock-downs, 29 downfield blocks and allowed just one sack in 801 plays from scrimmage...Anchored offense that averaged 248.8 yards passing per game...Started 11-of-12 games as sophomore, splitting time at center and guard...Named honorable mention All-Pac-10...Moved from defensive to offensive line one week into fall practice and within two weeks had entered starting lineup...Started first six games of season before suffering broken bone in foot as freshman...Missed three weeks with foot injury...Majored in social welfare.

PERSONAL: Born Jeremy David Newberry (3-23-76) in Antioch, CA, and prepped at Antioch High...Earned first-team All-Bay Valley Athletic League, All-East Bay, All-Bay Area, All-NorCal and All-Far West honors...Recorded 11 sacks and recovered four fumbles as senior...Rated top-five heavyweight wrestler in California as senior...Spent summers volunteering at Antioch Senior Day Care Center...Father, David, is retired Antioch policeman, who lettered at Cal as offensive lineman in 1976...Single...Resides in Discovery Bay, CA.

Did You Know...

Jeremy's father, who owned a gym when he was younger, was an avid weightlifter. Jeremy has turned his garage at home into a weight room, complete with a squat rack, three racks of dumbbells ranging from 8 to 150 pounds, squatting machine, nautilus machines and floor-to-ceiling mirrors.

NEWBERRY'S NFL STATISTICS

(REGULAR SEASON) GAMES/STARTS - 1998 (0/0), 1999 (16/16), 2000 (16/16);
CAREER - 32/32; (POSTSEASON) GAMES/STARTS - 1998 (0/0); **CAREER** 0/0


CHIKE
OKEAFOR

PURDUE

91


- ♦ Ht: 6-4, Wt: 254, Born: 3-27-76
- ♦ 3rd Year (D-3 in '99)
- ♦ Games/Starts: 2000-15/0; Career-27/0
- ♦ Signed through 2001

DEFENSIVE END

CAREER: Physically impressive athlete who enjoyed expanded role during the 2000 season...Gifted pass rusher with improving ability against run...Played inside linebacker, outside linebacker and defensive end during college career.

ACQUIRED: Drafted by 49ers in third round (No. 89 overall) of 1999 NFL Draft.

2000: Saw action in 15 games and recorded 28 tackles and **CAREER-HIGH** three sacks...Also fixture on special teams...Posted one tackle and saw action on special teams vs. Carolina (9-10)...Inactive (hamstring) at Dallas (9-24)...Tallied two tackles and appeared on special teams vs. Arizona (10-1)...Subbed at end and notched two solo tackles vs. Oakland (10-8)...Played from scrimmage and recorded three solo tackles at Green Bay (10-15)...Had three tackles (two solo) at Carolina (10-22)...Subbed in and assisted on two tackles and registered one special teams tackle vs. St. Louis (10-29)...Totaled three tackles and played on special teams at New Orleans (11-5)...Tallied two solo tackles and one special teams tackle vs. Kansas City (11-12)...Subbed at end and recorded two solo tackles, including sack (10 yards), and forced fumble vs. Atlanta (11-19)...Played from scrimmage and on special teams at San Diego (12-3)...Also recorded one solo tackle, one special teams tackle and first career kickoff return for 17 yards at Chargers...Posted one solo tackle and shared sack vs. New Orleans (12-10)...Subbed at end and recorded three tackles vs. Chicago (12-17)...Had **CAREER-HIGHS** with five tackles and 1.5 sacks at Denver (12-23).

1999: Played primarily on special teams at Jacksonville (9-12)...Played from scrimmage and on special teams vs. New Orleans (9-19)...Recorded three tackles, including two special teams stops, at Arizona (9-27)...Recorded one special teams tackle vs. Tennessee (10-27)...Played from scrimmage and recorded one solo tackle at St. Louis (10-10)...Credited with one solo tackle and played on special teams vs. Carolina (10-17)...Played from scrimmage and on special teams at Minnesota (10-24)...Posted four solo tackles at New Orleans (11-14)...Recorded first career sack and recorded one special teams tackle vs. St. Louis (11-21)...Played defensive end in first quarter before leaving with sprained medial collateral ligament in left knee at Cincinnati (12-5)...Inactive Weeks 14-17 due to left MCL injury.

COLLEGE: Second-team All-Big Ten selection and named to Super Sleeper Team by *The Sports Network* as senior...Started every game at left defensive end...Finished with 65 tackles (45 solo) and eight sacks...Started every game as junior and finished with 85 tackles (45 solo) and 3.5 sacks...Named second-team All-Big Ten by league coaches...Started every game at outside linebacker as sophomore...Recorded team-high 103 tackles, including 10 for loss...Named Freshman All-America by *The Sports Network*...Finished with 65 tackles (46 solo) and eight quarterback pressures.

PERSONAL: Born Chikezie Russell Okeafor (3-27-76) in Grand Rapids, MI...Finalist for Indiana Mr. Football honors, earning All-State and *Super Prep* All-Midwest accolades as three-year starter for West Lafayette (IN) High...Added Indiana Region IV MVP recognition...Rated seventh-best linebacker prospect in country by *Super Prep*...Recorded 132 tackles and also performed on offense, rushing for 1,169 yards and 12 touchdowns on 132 carries...Majored in engineering at Purdue, where mother is professor...Single...Resides in San Jose, CA.

PLAYERS



Did You Know...

Okeafor's first name, Chikezie, means "well made by God" in the Ibo dialect of the Nigerian language.

OKEAFOR'S NFL STATISTICS

| YEAR | G/S | TOT | TACKLES | | | YDS | PASS | | | | | | | |
|---------------|-------------|-----------|-----------|----------|------------|-------------|----------|----------|----------|----------|----------|----------|----------|----------|
| | | | SOLOS | AST | SACKS | | DEF | INT | YDS TD | FF | FR | YDS TD | | |
| 1999 | 12/0 | 9 | 9 | 0 | 1.0 | 4.0 | 0 | 0 | 0 | 0 | 0 | 0 | 0 | 0 |
| 2000 | 15/0 | 28 | 21 | 7 | 3.0 | 24.0 | 1 | 0 | 0 | 0 | 1 | 0 | 0 | 0 |
| Career | 27/0 | 37 | 30 | 7 | 4.0 | 28.0 | 1 | 0 | 0 | 0 | 1 | 0 | 0 | 0 |

OTHER STATS: (REGULAR SEASON) SPECIAL TEAMS TACKLES - 1999 (4), 2000 (3); **KICKOFF RETURNS** - 2000 (1 for 17 yards)

OKEAFOR'S CAREER HIGHS

TOTAL TACKLES - 5 at Denver (12-23-00)
SOLO - 4 at New Orleans (11-14-99)
ASSISTS - 2 at Denver (12-23-00)
SACKS - 1.5 at Denver (12-23-00)

TERRELL OWENS

TENN-CHATTANOOGA

81



- ◆ Ht: 6-3, Wt: 226, Born: 12-7-73
- ◆ 6th Year (D-3 in '96)
- ◆ Games/Starts: 2000-14/13; Career-76/62
- ◆ Signed through 2006

WIDE RECEIVER

CAREER: With unique blend of speed and power, Terrell Owens established himself as one of the most explosive and feared wide receivers in the NFL today...Earned first-team **ALL-PRO** honors by Associated Press, second-team **ALL-PRO** honors by *College & Pro Football Weekly*, *Football News* and *Football Digest*, and named **ALL-NFC** by *Pro Football Weekly*...Earned first **PRO BOWL** appearance with **CAREER-**

HIGH 97 receptions in 2000...Has 31 touchdowns since 1998, including **TEAM-HIGH** 13 in 2000...Produced most prolific receiving game in NFL history in 2000 with **NFL RECORD** 20 receptions against Chicago (12-17)...20 receptions broke 50-year old record set by Tom Fears of the Rams...In 1998 provided one of the most memorable plays in team and league postseason history with his dramatic 25-yard game-winning touchdown reception between four defenders against Green Bay in the NFC Wild Card Game...In addition to pass catching ability, Owens also is one of league's



best run blocking receivers...Often seen providing downfield escorts for teammates...Excellent size, speed and strength make him dangerous offensive weapon...Begins 2001 season with streak of 70 games with at least one reception...Led team with 677 yards after catch in 2000.

ACQUIRED: Selected by 49ers in third round (No. 89 overall) of 1996 NFL Draft.

2000: Played in 14 games, starting 13...Ranked fifth in NFL with **TEAM-HIGH** and **CAREER-HIGH** 97 receptions for 1,451 yards (third in NFC)...Ranked third in NFL (Randy Moss-15, Marvin Harrison-14) with **TEAM-HIGH** 13 touchdown receptions, including four multiple touchdown games...Set **NFL RECORD** with 20 receptions vs. Chicago Bears (12-17)...Recorded five 100-yard games...Hauled in team-high seven receptions for 72 yards and one touchdown at Atlanta (9-3)...Had five receptions for 97 yards, including 53-yard reception, vs. Carolina (9-10)...Recorded 106 receiving yards and two touchdowns on team-high six receptions at Dallas (9-24)...Inactive vs. Arizona (10-1)...Caught team-high 12 passes for 176 yards and two touchdowns vs. Oakland (10-8)...Also had season-high 103 yards after catch vs. Raiders...Hauled in eight receptions for 93 yards at Green Bay (10-15)...Also recorded back-to-back multiple touchdown games with two at Packers...Posted six receptions for 96 yards and one touchdown at Carolina (10-22)...Recorded second 100-yard receiving day of season with eight receptions for 115 yards and two touchdowns, including 53-yard catch and run, vs. St. Louis (10-29)...Posted six receptions for team-high 97 yards, despite suffering turf toe injury at New Orleans (11-5)...Did not start and had one reception for six yards vs. Kansas City (11-12) while slowed by injury (turf toe) suffered at New Orleans...Inactive (turf toe) vs. Atlanta (11-19)...Had four receptions for team-high 93 yards at San Diego (12-3)...Caught six passes for 129 yards, including 69-yard touchdown catch and run, vs. New Orleans (12-10)...Had most prolific receiving game in NFL history, breaking 50-year old record held by Tom Fears with **NFL RECORD** and **CAREER-HIGH** 20 receptions for **CAREER-HIGH** 283 yards and one touchdown vs. Chicago (12-17)...Had three receptions for 35 yards at Denver (12-23).

1999: Played and started in 14 games...Averaged **TEAM-HIGH** 12.6 yards per catch...Ranked second on team with 260 yards after catch...Caught five passes for 76 yards, including long of 28, at Jacksonville (9-12)...Had five receptions for 49 yards and tied **CAREER-HIGH** with two touchdowns vs. New Orleans (9-19)...Recorded three receptions for 33 yards, including 21 yard touchdown in fourth quarter, vs. Tennessee (10-3)...Caught six passes for 60 yards before leaving game with high ankle sprain at St. Louis (11-21)...Inactive Weeks 6 & 7 with ankle injury...Started and recorded five receptions for 56 yards at New Orleans (11-14)...Recorded team's first 100-yard receiving game of season with 120 yards on six receptions and team-high 57 yards after catch vs. St. Louis (11-21)...Had nine receptions and 145 yards at Cincinnati (12-5)...Caught five passes for 66 yards at Carolina (12-18)...Recorded five receptions for 31 yards, including four-yard touchdown, at Atlanta (1-3).

1998: Played in 16 games and made 10 starts...Finished second on team with 67 receptions...Tied for second in NFL (Antonio Freeman) with **CAREER-HIGH** 14 touchdown receptions...Ranked third in NFC and fifth in NFL in non-kicker scoring with 92 points...Finished season strong by recording 10 touchdowns in final eight games...Finished season with at least one touchdown in each of final eight games...Averaged **TEAM-HIGH** 16.4 yards per catch...Started and caught three passes for 60 yards vs. N.Y. Jets (9-6)...Also provided downfield escort for Garrison Hearst's 96-yard overtime touchdown run...Had four receptions for 67 yards, including 20-yard touchdown, at Washington (9-14)...Posted six receptions for 94 yards, including six-yard touchdown, at New Orleans (10-11)...Had seven receptions for 79 yards and one touchdown vs. Indianapolis (10-18)...Had five receptions for 120 yards and one touchdown at St. Louis (10-25)...Also scored on 21-yard reverse at Rams...Had four receptions for 72 yards and two touchdowns (36 & 5) vs. Carolina (11-8)...Scored on two-point conversion and forced and returned fumble 13 yards to set-up J.J. Stokes touchdown vs. Panthers...Had three receptions for 87 yards, including 54-yard touchdown, at Atlanta (11-15)...Had four receptions, including pair of eight-yard touchdowns, vs. New Orleans (11-22)...Started and recorded 140 yards on five receptions vs. N.Y. Giants (11-30)...Also set **CAREER-HIGH** with 79-yard touchdown reception against Giants...Had four catches for 53 yards, including 28-yard touchdown reception from RB Terry Kirby, at Carolina (12-6)...Scored on one-yard touchdown reception vs. Detroit (12-14)...Had three receptions for 61 yards, including seven-yard touchdown, at New England (12-20)...Recorded five receptions for 85 yards, including 24-yard touchdown, vs. St. Louis (12-27)...Started both postseason games and had 11 receptions for 146 yards and one touchdown...Had three receptions for 73 yards and one of most memorable touchdowns in NFL postseason history vs. Green Bay in NFC Wild Card Game (1-3)...Caught 25-yard touchdown reception from Steve Young with three seconds remaining in game to give 49ers 30-27 come-from-behind win over Packers...Owens labeled catch "Redemption Reception" after dropping four passes earlier in game...Started and had **POSTSEASON CAREER-HIGH** eight receptions for 73 yards at Atlanta (1-9) in NFC Divisional Playoff Game.



1997: Played in 16 games and started 15...**TEAM LEADER** with 60 receptions for 936 yards...Averaged **TEAM-HIGH** 15.6 yards per catch...Ranked fifth in NFC and ninth in NFL with eight touchdown receptions...First player other than Jerry Rice to lead 49ers in receptions since 1988...Produced first down 48 times, or 80 percent of time, he caught ball...Tied for 12th in NFC in receiving yards and 13th in receptions...Led or tied for team-lead in receptions eight times...Led team or tied for team-lead in receiving yards nine times...Did not start at Tampa Bay (8-31)...Replaced Jerry Rice (knee) as starting flanker at St. Louis (9-7) and posted two receptions for 24 yards...Averaged 24.7 yards on three receptions against New Orleans (9-14)...Registered one reception for 56-yard touchdown against Atlanta (9-21)...Caught five passes for 48 yards, including one-handed, leaping reception and whirling touchdown at Carolina (9-29)...Posted five receptions for 86 yards and **CAREER-HIGH** two touchdowns against St. Louis (10-12)...Finished with six receptions for 93 yards and matched **CAREER-HIGH** with two touchdowns at Atlanta (10-19)...Posted four receptions for 84 yards and one touchdown against San Diego (11-23)...Had team-high six receptions for 74 yards, including 21-yard stretching touchdown after shedding tackler at five-yard line, vs. Minnesota (12-7)...Started both postseason games and finished with 10 receptions for 149 yards and one touchdown...Caught four passes for 49 yards and one touchdown in NFC Divisional Playoff Game against Minnesota (1-3)...Became seventh 49er to record 100 yards receiving in playoff game by posting six receptions for 100 yards in NFC Championship Game vs. Green Bay (1-11).

1996: Played in 16 games and started 10...Most starts by 49ers rookie receiver since Gene Washington made 14 starts in 1969...Finished third on team in receptions (35) and receiving touchdowns (four), and second in receiving yards (520)...14.9-yard average was tops on team...Averaged more than 20 yards per catch in team-high four games...Caught three passes for 32 yards during first six games of season...Improved to 32 receptions for 488 yards and four touchdowns in final 10 games...Caught one pass for 26 yards, returned kickoff 17 yards and made season-high three special teams tackles vs. Atlanta (9-29)...Caught four passes for 42 yards, including game-winning 20-yard touchdown, at Houston (10-27)...Made first career start, replacing injured J. J. Stokes (right wrist), and caught four passes for 94 yards, including 45-yard touchdown to tie game late in fourth quarter, vs. Cincinnati (10-20)...Also returned kickoff 12 yards vs. Bengals...Had five catches for 110 yards, including 46-yard touchdown, vs. Carolina (12-8)...Caught three passes for 45 yards, including 20-yard touchdown, at Pittsburgh (12-15)...Played in both postseason games and finished with one reception for seven yards.

COLLEGE: Earned first-team All-Southern Conference honors as senior at Tennessee-Chattanooga...Set school record by catching pass in 11 consecutive games in final season...Was second-team All-Southern Conference as junior after earning first-team honors as sophomore...Scored career-high eight touchdowns and averaged 19.1 yards per catch in second season...Set Mocs' single-game record with four touchdowns vs. Marshall in 1993...Played three years on UTC basketball team and made five starts for team that qualified for NCAA tournament in 1995...Ran anchor leg on 4 x 100 relay team as senior...Majored in merchandising.

PERSONAL: Born Terrell Eldorado Owens (12-7-73) in Alexander City, AL... Four-time letterman in football and track & field at Benjamin Russell High in Alexander City...Added three letters in basketball and one in baseball...Wore No. 80 in college as tribute to Jerry Rice...Nearly quit football to concentrate on basketball in high school, but was influenced not to by prep football coach...Celebrated first NFL touchdown by doing "bank-head bounce" dance for mother, Marilyn Heard...Won celebrity slam dunk competition at 2000 NBA All-Star game in Oakland, CA...Won 100 meter race at Superstars competition two consecutive years (2000-01)...Single...Resides in Fremont, CA.

Did You Know...

In high school, Owens was third of three receivers. He got noticed because the star receiver of his high school team, Derrick Hall, was being scouted by Chattanooga. Owens was not offered a full scholarship to college, the University of Tennessee-Chattanooga, a Division I-AA school.



OWENS' NFL STATISTICS

| YEAR | G/S | REC | YDS | AVG | TD | LONG |
|---------------|--------------|------------|--------------|-------------|-----------|------------|
| 1996 | 16/10 | 35 | 520 | 14.9 | 4 | 46t |
| 1997 | 16/15 | 60 | 936 | 15.6 | 8 | 56t |
| 1998 | 16/10 | 67 | 1,097 | 16.4 | 14 | 79t |
| 1999 | 14/14 | 60 | 754 | 12.6 | 4 | 36 |
| 2000 | 14/13 | 97 | 1,451 | 15.0 | 13 | 69t |
| Career | 76/62 | 319 | 4,758 | 14.9 | 43 | 79t |
| Postseason | | | | | | |
| 1996 | 2/2 | 1 | 7 | 7.0 | 0 | 7 |
| 1997 | 2/2 | 10 | 149 | 14.9 | 1 | 48 |
| 1998 | 2/2 | 11 | 146 | 13.3 | 1 | 34 |
| Career | 6/6 | 22 | 302 | 13.7 | 2 | 48 |

OTHER STATS: KICKOFF RETURNS - 1996 (3 for 47 yards); **SPECIAL TEAMS TACKLES** - 1996 (4); **RUSHING** - 1998 (4 for 53 yards, 1 TD); **TACKLES** - 2000 (1); **TWO-POINT CONVERSION** - 2000 (1)

OWENS' CAREER HIGHS

RECEPTIONS - 20 vs. Chicago (12-17-00)
YARDS - 283 vs. Chicago (12-17-00)
TD RECEPTIONS - 2 (several times) Last: vs. St. Louis (10-29-00)
LONG RECEPTION - 79t vs. New York Giants (11-30-98)
TD RUSHES - 1 at St. Louis (10-25-98)
LONG RUSH - 21t at St. Louis (10-25-98)

OWENS' 100-YARD RECEIVING GAMES - (10) - 283 (vs. Chicago - 12-17-00), 176 (vs. Oakland - 10-8-00), 145 (at Cincinnati - 12-5-99), 140 (vs. N.Y. Giants - 11-30-98), 129 (vs. New Orleans - 12-10-00), 120 (vs. St. Louis - 11-21-99), 120 (at St. Louis - 10-25-98), 111 (vs. St. Louis - 10-29-00), 110 (vs. Carolina - 12-8-96), 108 (at St. Louis - 9-17-00)

OWENS' POSTSEASON 100-YARD RECEIVING GAMES - (1) - 100 (vs. Green Bay - 1-11-98)

OWENS' 2000 GAME-BY-GAME RECEIVING

| DATE | OPPONENT | NO | YDS | AVG | LONG | TD | |
|-------|-----------------|----------|-----|------|------|----|--|
| 9-3 | at Atlanta | 7 | 72 | 10.3 | 19 | 1 | |
| 9-10 | vs. Carolina | 5 | 97 | 19.4 | 53 | 0 | |
| 9-17 | at St. Louis | 6 | 108 | 18.0 | 32 | 1 | |
| 9-24 | at Dallas | 5 | 51 | 10.2 | 24 | 2 | |
| 10-1 | vs. Arizona | INACTIVE | | | | | |
| 10-8 | vs. Oakland | 12 | 176 | 14.7 | 31t | 2 | |
| 10-15 | at Green Bay | 8 | 93 | 11.6 | 37t | 2 | |
| 10-22 | at Carolina | 6 | 96 | 16.0 | 32t | 1 | |
| 10-29 | vs. St. Louis | 8 | 115 | 14.4 | 53t | 2 | |
| 11-5 | at New Orleans | 6 | 97 | 16.2 | 47 | 0 | |
| 11-12 | vs. Kansas City | 1 | 6 | 6.0 | 6 | 0 | |
| 11-19 | vs. Atlanta | INACTIVE | | | | | |
| 11-26 | BYE | | | | | | |
| 12-3 | at San Diego | 4 | 93 | 23.3 | 43 | 0 | |
| 12-10 | vs. New Orleans | 6 | 129 | 21.5 | 69t | 1 | |
| 12-17 | vs. Chicago | 20 | 283 | 14.2 | 28 | 1 | |
| 12-23 | at Denver | 3 | 35 | 11.7 | 19 | 0 | |



OWENS' 1999 GAME-BY-GAME RECEIVING

| DATE | OPPONENT | NO | YDS | AVG | LONG | TD |
|-------|-----------------|----|---------|------|------|----|
| 9-12 | at Jacksonville | 5 | 76 | 15.2 | 28 | 0 |
| 9-19 | vs. New Orleans | 5 | 49 | 9.8 | 22 | 2 |
| 9-27 | at Arizona | 4 | 59 | 14.8 | 28 | 0 |
| 10-3 | vs. Tennessee | 3 | 33 | 11.0 | 21t | 1 |
| 10-10 | at St. Louis | 6 | 60 | 10.0 | 21 | 0 |
| 10-17 | vs. Carolina | | INJURED | | | |
| 10-24 | at Minnesota | | INJURED | | | |
| 10-31 | BYE | | | | | |
| 11-7 | vs. Pittsburgh | 2 | 15 | 7.5 | 12 | 0 |
| 11-14 | at New Orleans | 5 | 56 | 11.2 | 18 | 0 |
| 11-21 | vs. St. Louis | 6 | 120 | 20.0 | 36 | 0 |
| 11-29 | vs. Green Bay | 2 | 21 | 10.5 | 17 | 0 |
| 12-5 | at Cincinnati | 9 | 145 | 16.1 | 31 | 0 |
| 12-12 | vs. Atlanta | 2 | 21 | 10.5 | 17 | 0 |
| 12-18 | at Carolina | 5 | 66 | 13.2 | 24 | 0 |
| 12-26 | vs. Washington | 1 | 2 | 2.0 | 2 | 0 |
| 1-3 | at Atlanta | 5 | 31 | 6.2 | 9 | 1 |

OWENS' 1998 GAME-BY-GAME RECEIVING

| DATE | OPPONENT | NO | YDS | AVG | LONG | TD |
|-------------------|------------------|----|-----|------|------|----|
| 9-6 | vs. N.Y. Jets | 3 | 60 | 20.0 | 23 | 0 |
| 9-14 | at Washington | 4 | 67 | 16.8 | 20t | 1 |
| 9-20 | BYE | | | | | |
| 9-27 | vs. Atlanta | 2 | 22 | 11.0 | 22 | 0 |
| 10-4 | at Buffalo | 4 | 69 | 17.3 | 27 | 0 |
| 10-11 | at New Orleans | 6 | 94 | 15.7 | 32 | 1 |
| 10-18 | vs. Indianapolis | 7 | 79 | 11.3 | 18 | 1 |
| 10-25 | at St. Louis | 5 | 120 | 24.0 | 48 | 1 |
| 11-1 | at Green Bay | 5 | 20 | 4.0 | 8 | 0 |
| 11-8 | vs. Carolina | 4 | 72 | 18.0 | 36t | 2 |
| 11-15 | at Atlanta | 3 | 87 | 29.0 | 54t | 1 |
| 11-22 | vs. New Orleans | 4 | 42 | 10.5 | 17 | 2 |
| 11-30 | vs. N.Y. Giants | 5 | 140 | 28.0 | 79t | 1 |
| 12-6 | at Carolina | 4 | 53 | 13.3 | 28t | 1 |
| 12-14 | vs. Detroit | 3 | 16 | 5.3 | 13 | 1 |
| 12-20 | at New England | 3 | 61 | 20.3 | 42 | 1 |
| 12-27 | vs. St. Louis | 5 | 85 | 17.0 | 24t | 1 |
| Postseason | | | | | | |
| 1-3 | vs. Green Bay | 3 | 73 | 24.3 | 34 | 1 |
| 1-9 | at Atlanta | 8 | 73 | 9.1 | 20 | 0 |

MORE TOUCHDOWN TERRELL

With 33 touchdown catches over the last three years, Terrell Owens ranks fourth in the NFL in that category: Randy Moss (43), Cris Carter (34), Marvin Harrison (33), Owens (33) and Antonio Freeman (29).



ANTHONY PARKER

WEBER STATE

21



- ♦ Ht: 6-1, Wt: 200, Born: 12-4-75
- ♦ 3rd Year (D-4 in '99)
- ♦ Games/Starts: 2000-16/0; Career-16/0
- ♦ Signed through 2003

CORNERBACK

CAREER: Came back from knee surgery to play in every game during second year...Excellent athlete with great speed and size...Has good closing speed and around-the-ball skills...Proved to be effective reserve cornerback and special teams performer.

ACQUIRED: Drafted by 49ers in fourth round (No. 99 overall) of 1999 NFL Draft.

2000: Appeared in all 16 games from scrimmage and on special teams...Finished season with nine tackles and four passes defended...Also tied for fifth on team (Pierson Prioleau) with 10 special teams tackles...Posted one solo special teams tackle at Atlanta (9-3)...Played from scrimmage and on special teams and recorded one special teams tackle vs. Carolina (9-10)...Had one special teams tackle at St. Louis (9-17)...Recorded one special teams assisted tackle at Dallas (9-24)...Played from scrimmage and recorded two solo tackles and one pass defended vs. Arizona (10-1)...Also assisted on one special teams tackle vs. Cardinals...Played from scrimmage and on special teams and assisted on one special teams tackle vs. Oakland (10-8)...Posted one solo special teams tackle at Green Bay (10-15)...Played from scrimmage and on special teams at Carolina (10-22)...Had three solo tackles and one pass defended vs. St. Louis (10-29)...Recorded one solo tackle at New Orleans (11-5)...Posted one tackle and one pass defended vs. Atlanta (11-19)...Credited with solo special teams tackle and one pass defended at San Diego (12-3)...Posted one solo special teams tackle vs. New Orleans (12-10)...Assisted on one special teams tackle vs. Chicago (12-17)...Recorded two tackles (both solo) vs. Denver (12-23).

1999: Placed on Injured Reserve (8-31) with torn left ACL.

COLLEGE: All-Big Sky first-team honors after posting 39 tackles, five passes defended and four interceptions as senior...Recorded 38 tackles and five passes defended playing in 11 games...Also competed in long jump on WSU's track team, placing fourth at 1998 Big Sky outdoor meet...Played two years at Mesa State (CO) College...Blocked three field goals, returned one kick-off for 75 yards and recorded one interception as freshman.

PERSONAL: Born Anthony E. Parker (12-4-75)...Prepped at Thornton High in Denver, CO and starred in football and track...Recorded 20 career interceptions in high school...Recorded high school record with 10.6 time in 100 meters...Graduated with degree in business and sales at Weber State...Became second Weber State player ever drafted by 49ers and first since LB Carter Campbell was taken in eighth round in 1970...Married (7-7-01) to Crystal...The couple resides in Mountain View, CA.

Did You Know...

By graduating from Weber State with a degree in business, Anthony became the first person in his family to earn a college degree.



PARKER'S NFL STATISTICS

| YEAR | G/S | TACKLES | | | PASS | | | | | | | | | |
|---------------|-------------|----------|----------|----------|------------|------------|----------|----------|----------|----------|----------|----------|----------|----------|
| | | TOT | SOLOS | AST | SACKS | YDS | DEF | INT | YDS | TD | FF | FR | YDS | TD |
| 1999 | | | | | | | | | | | | | | |
| 2000 | 16/0 | 9 | 9 | 0 | 0.0 | 0.0 | 4 | 0 | 0 | 0 | 0 | 0 | 0 | 0 |
| Career | 16/0 | 9 | 9 | 0 | 0.0 | 0.0 | 4 | 0 | 0 | 0 | 0 | 0 | 0 | 0 |

OTHER STATS: (REGULAR SEASON) SPECIAL TEAMS TACKLES - 2000 (10)

JULIAN PETERSON

MICHIGAN STATE

98



- ♦ Ht: 6-3, Wt: 235, Born: 7-28-78
- ♦ 2nd Year (D-1a in '00)
- ♦ Games/Starts: 2000-13/7; Career-13/7
- ♦ Signed through 2005

LINEBACKER

CAREER: Strong, athletic linebacker with great speed and big-play ability...Combines great balance and speed as pass rusher...Emerged as leader on young, talented defense with his explosive play...Was first 49ers linebacker to record multiple interceptions in season since Ken Norton Jr. in 1995.

ACQUIRED: Drafted by 49ers in first round (No. 16 overall) of 2000 NFL Draft.

2000: Saw action in 13 games, starting seven as rookie...Posted 47 tackles, four sacks, two interceptions (33 yards) and four passes defended...Had four tackles and one assisted special teams tackles at Atlanta (9-3)...Recorded three tackles and first career sack at Carolina (9-10)...Also had first career interception (31 yards) vs. Panthers...Had interception (two yards) and became first 49ers linebacker since 1995 to record multiple interceptions in season at Dallas (9-24)...Registered **CAREER-HIGH** seven tackles (four solo) vs. Arizona (10-1)...Made first career start and posted one tackle before leaving game with left knee sprain vs. Oakland (10-8)...Inactive (knee) at Green Bay (10-15), at Carolina (10-22) and vs. St. Louis (10-29)...Had five tackles, including three for loss, **CAREER-HIGH** two sacks and one pass defended at New Orleans (11-5)...Returned to starting lineup and recorded two tackles vs. Kansas City (11-12)...Tallied four tackles, one QB pressure and one pass defended vs. Atlanta (11-19)...Registered four solo tackles, including one for loss, and one pass defended at San Diego (12-3)...Had five tackles vs. New Orleans (12-10)...Credited with five solo tackles, one sack and two QB pressures vs. Chicago (12-17)...Tied **CAREER-HIGH** with seven tackles (four solo) and had one pass defended at Denver (12-23).

COLLEGE: Registered 140 tackles, including 25 sacks, in only 23 games at Michigan State...Started all 12 games at outside linebacker as senior...All-America selection by *Football News* and *Sporting News*...Finished with 82 tackles (55 solo)...Led team with career-high 15 sacks for 104 yards as senior...Posted eight tackles, including three sacks for 30 yards, and five tackles for loss (32 yards) against Florida in Citrus Bowl...Honorable mention All-Conference...Posted season-high 11 tackles, including seven for loss, recorded career-high four sacks (30 yards) and forced three fumbles vs. Ohio State as junior...First-team NJCAA All-America and Seaboard Conference Defensive Player-of-the-Year at Valley Forge Junior College (Wayne, PA) as sophomore...Amassed 20.5 sacks as sophomore ('97) and 19.5 sacks as freshman ('96)...Majored in park, recreation and tourism resources.

PERSONAL: Born Julian Thomas Peterson (7-28-78)...Prepped at Crossland (Temple Hills, MD) High...Ranked among the nation's top defensive linemen in 1995...Named Chesapeake Classic MVP in 1996...Single...Resides in Hillcrest Heights, MD.



Did You Know...

Julian, who weighs 235 pounds, has only 1.3 percent body fat, which is the lowest on the entire team.

PETERSON'S NFL STATISTICS

| YEAR | G/S | TACKLES | | | | PASS | | | | FF | FR | YDS | TD |
|--------|------|---------|-------|-----|-------|------|-----|-----|-----|----|----|-----|----|
| | | TOT | SOLOS | AST | SACKS | YDS | DEF | INT | YDS | | | | |
| 2000 | 13/7 | 47 | 32 | 15 | 4.0 | 33.0 | 4 | 2 | 33 | 0 | 0 | 0 | 0 |
| Career | 13/7 | 47 | 32 | 15 | 4.0 | 33.0 | 4 | 2 | 33 | 0 | 0 | 0 | 0 |

OTHER STATS: (REGULAR SEASON) SPECIAL TEAMS TACKLES - 2000 (1)

PETERSON'S CAREER HIGHS

TOTAL TACKLES - 7 (two times) Last: at Denver (12-23-00)

SOLO TACKLES - 5 at New Orleans (11-5-00)

SACKS - 2 at New Orleans (11-5-00)

INTERCEPTIONS - 1 (two times) Last: Dallas (9-24-00)

INT. YARDS - 31 vs. Carolina (9-10-00)

AHMED

PLUMMER

OHIO STATE

29

CORNERBACK



- ◆ Ht: 5-11, Wt: 191, Born: 3-26-76
- ◆ 2nd Year (D-1b in '00)
- ◆ Games/Starts: 2000-16/14; Career-16/14
- ◆ Signed through 2006

CAREER: Gifted athlete with quick feet and great head for the game...Aggressive performer with great around the ball skills...Earned **ALL-ROOKIE** honors from *Football News* and *Football Newsweekly*...Posted 68 tackles and seven passes defended as primary starter at left cornerback in 2000...Became first rookie cornerback to start majority of games since Merton Hanks in 1991.

ACQUIRED: Selected by 49ers in first round (No. 24 overall) of 2000 NFL Draft.

2000: Saw action in all 16 games, starting 14...Posted 68 tackles (59 solo) and seven passes defended...Started first career game and posted seven tackles (six solo) and two passes defended at Atlanta (9-3)...Credited with six tackles (five solo) at St. Louis (9-17)...Totaled five solo tackles at Dallas (9-24)...Posted three tackles, one pass defended and recovered fumble vs. Arizona (10-1)...Recorded three tackles and one pass defended vs. Oakland (10-8)...Recorded **CAREER-HIGH** 11 tackles (10 solo) at Carolina (10-22)...Credited with four solo tackles vs. St. Louis (10-29)...Did not start because of back spasms suffered during pregame, but played and posted four solo tackles



at New Orleans (11-5)...Returned to starting lineup and had one solo tackle vs. Kansas City (11-12)...Recorded two solo tackles vs. Atlanta (11-19)...Had one solo tackle and **CAREER-HIGH** three passes defended at San Diego (12-3)...Posted six solo tackles vs. New Orleans (12-10)...Credited with three tackles, including two for loss, vs. Chicago (12-17)...Had six tackles (five solo) at Denver (12-23).

COLLEGE: Started 37-of-47 games, including final 37 consecutive...Finished career with 168 tackles (138 solo) and 14 interceptions...Also recorded six tackles for loss (50 yards)...Recorded 34 tackles for loss (50 yards)...First-team All-Big Ten, team MVP and totaled 55 tackles (48 solo) as senior...Had nine passes defended and five interceptions for 64 yards...Had five tackles and one interception vs. UCLA...Had seven tackles and returned interception 37 yards vs. Michigan State...Earned Academic All-America honors...Recorded 52 tackles, four interceptions and 17 passes defended and earned Academic All-America honors as junior...Had six tackles, three passes defended and one interception vs. Penn State...Posted season-high 10 solo tackles vs. Texas A&M in Sugar Bowl...Recorded 42 tackles (30 solo) and one sack as sophomore...Played in 10 games as reserve cornerback...As freshman recorded 19 tackles (13 solo) and two passes defended...Redshirted in 1995...Majored in business and human resources.

PERSONAL: Born Ahmed Kamil Plummer (3-26-76)...Prepped at Wyoming (OH) High...Division IV Defensive Player-of-the-Year as senior...Earned varsity letters in football, basketball, baseball and track...Brother, Cleon, played football at Miami (OH)...Both parents graduated from Cornell...He and wife, Tiffany, reside in Columbus, OH.

Did You Know...

Ahmed was held back in the second grade. Instead of becoming discouraged, he used this as motivation to go on to become a two-time Academic All-American at Ohio State.

PLUMMER'S NFL STATISTICS

| YEAR | G/S | TACKLES | | | | | PASS | | | | | | | |
|--------|-------|---------|-------|-----|-------|-----|------|-----|-----|----|----|----|-----|----|
| | | TOT | SOLOS | AST | SACKS | YDS | DEF | INT | YDS | TD | FF | FR | YDS | TD |
| 2000 | 16/14 | 68 | 59 | 9 | 0.0 | 0.0 | 7 | 0 | 0 | 0 | 0 | 0 | 0 | 0 |
| Career | 16/14 | 68 | 59 | 9 | 0.0 | 0.0 | 7 | 0 | 0 | 0 | 0 | 0 | 0 | |


OTHER STATS: (REGULAR SEASON) SPECIAL TEAMS TACKLES - 2000 (1); SPECIAL TEAMS FUMBLE RECOVERIES - 2000 (1)

PLUMMER'S CAREER HIGHS

TOTAL TACKLES - 11 at Carolina (10-22-00)
SOLO TACKLES - 10 at Carolina (10-22-00)
ASSISTED TACKLES - 2 vs. Arizona (10-1-00)
PASSES DEFENSED - 3 at San Diego (12-3-00)


PIERSON
PRIOLEAU

VIRGINIA TECH

23


- ✦ Ht: 5-10, Wt: 191, Born: 8-6-77
- ✦ 3rd Year (D-4 in '99)
- ✦ Games/Starts: 2000-14/6; Career-28/11
- ✦ Signed through 2001

SAFETY

CAREER: Third year player is versatile athlete who can play several different positions...Has good hands, speed and has growing reputation as big hitter...Saw action at cornerback and safety during 2000 season.

ACQUIRED: Drafted by 49ers in fourth round (No. 110 overall) in 1999 NFL Draft

2000: Appeared in 14 games, making six starts at free safety, and recorded 38 tackles (33 solo) and first career interception...Also registered **CAREER-HIGH** 10 tackles on special teams...Started at free safety and recorded three tackles, one forced fumble and special teams tackle at Atlanta (9-3)...Tied **CAREER-HIGH** with eight tackles (six solo) vs. Carolina (9-10)...Recorded four solo tackles, one pass defended and one special teams tackle at St. Louis (9-17)...Subbed at free safety and registered one solo tackle and forced fumble at Dallas (9-24)...Totaled three solo tackles and tied **CAREER-HIGH** with two passes defended at Green Bay (10-15)...Had five tackles (all solo) at Carolina (10-22)...Started and had three tackles and one special teams tackle vs. St. Louis (10-29)...Recorded six solo tackles and assisted on special teams tackle at New Orleans (11-5)...Had two special teams tackles vs. Atlanta (11-19)...Inactive (hamstring) at San Diego (12-3)...Subbed at free safety and played on special teams vs. New Orleans (12-10)...Had one assisted special teams tackle vs. Chicago (12-17)...Inactive (hamstring) at Denver (12-23).

1999: Played in 14 games and made five starts...Led all 49ers rookies with 48 tackles...Inactive vs. New Orleans and at Arizona (9-27)...Credited with one pass defended and returned two kickoffs 41 yards vs. Tennessee (10-3)...Posted **CAREER-HIGH** eight tackles (seven solo) and one special teams stop at Minnesota (10-24)...Made first NFL start and posted four solo tackles and one pass defended vs. Pittsburgh (11-7)...Registered five tackles in second start at New Orleans (11-14)...Posted three tackles vs. St. Louis (11-21)...Finished game at safety after injuries to Lance Schulters and Tim McDonald vs. Rams...Posted three solo tackles and two special teams stops vs. Atlanta (12-12)...Made third start and registered seven tackles at Carolina (12-18)...Posted eight tackles (seven solo), one forced fumble and one pass defended vs. Washington (12-26)...Recorded five tackles, one pass defended and one solo special teams stop at Atlanta (1-3).

COLLEGE: Started every game for defense that led Big East with 12.9 points per game allowed...Finished with 61 tackles (41 solo) and two interceptions as senior...Returned interception 85 yards for touchdown vs. Boston College...Named first-team All-Big East and third-team All-America by *Sporting News*...Posted 81 tackles (41 solo) and two sacks as junior...Started every game at rover position and appeared in 809 total plays...Finished with 71 tackles (41 solo) as sophomore...Appeared in 11 games on special teams and as reserve cornerback...Finished with 24 tackles (15 solo) as freshman...Interdisciplinary studies major.

PERSONAL: Born Pierson Olin Prioleau (8-6-77) in Alvin, SC...Prepped at Macedonia (Charleston, SC) High...Played both offense and defense...Rushed for 927 yards and 18 touchdowns...Finished with 77 tackles and one interception as senior defensive back...Earned All-Region honors as junior and senior...Holds school record with 43' 1/2" vertical jump...He and wife, Alicia, reside in Radford, VA.



Did You Know...

Pierson spent the offseason completing his education. He graduated with a degree in interdisciplinary studies from Virginia Tech in the summer of 2001.

PRIOLEAU'S NFL STATISTICS

| YEAR | G/S | TOT | TACKLES | | | | PASS | | | | YDS | TD | FF | FR | YDS | TD |
|---------------|--------------|-----------|-----------|-----------|----------|----------|-----------|----------|-----------|----------|----------|----------|----------|----------|----------|----------|
| | | | SOLOS | AST | SACKS | YDS | DEF | INT | YDS | TD | | | | | | |
| 1999 | 14/5 | 48 | 40 | 8 | 0 | 0 | 6 | 0 | 0 | 0 | 1 | 0 | 0 | 0 | 0 | 0 |
| 2000 | 14/6 | 38 | 33 | 5 | 0 | 0 | 4 | 1 | 13 | 0 | 2 | 0 | 0 | 0 | 0 | 0 |
| Career | 28/11 | 86 | 73 | 13 | 0 | 0 | 10 | 1 | 13 | 0 | 3 | 0 | 0 | 0 | 0 | 0 |

OTHER STATS: (REGULAR SEASON) SPECIAL TEAMS TACKLES - 2000 (10), 1999 (5); KICKOFF RETURNS - 1999 (3 for 73 yards)

PRIOLEAU'S CAREER HIGHS

TOTAL TACKLES - 8 (two times) Last: vs. Carolina (9-10-00)

SOLO - 7 (two times) Last: vs. Washington (12-26-99)

PASSES DEFENSED - 2 (two times) Last: vs. Oakland (10-8-00)

INTERCEPTIONS - 1 vs. Oakland (10-8-00)

SPECIAL TEAMS TACKLES - 2 (two times) Last: vs. Atlanta (11-19-00)

TIM

RATTAY

LOUISIANA TECH

13



- ◆ Ht: 6-0, Wt: 215, Born: 3-15-77
- ◆ 2nd Year (D-7a in '00)
- ◆ Games/Starts: 2000-1/0; Career-1/0
- ◆ Signed through 2003

QUARTERBACK

CAREER: Poised, accurate passer with quick release...Good balance and strong legs to avoid rush...Possesses good patience and vision to hit secondary receivers...Has ability to scramble and throw on run when forced out of pocket.

ACQUIRED: Drafted by 49ers in seventh round (No. 212 overall) in 2000 NFL Draft

2000: Designated as 3rd quarterback Weeks 1-12...Saw first NFL action in fourth quarter and completed one pass for -4 yards at San Diego (12-3)...Designated as 3rd quarterback Weeks 15-17.

COLLEGE: Started all 33 games at Louisiana Tech...Second in NCAA history with 12,746 yards passing and 12,643 yards total offense...Only third player in NCAA history to throw more than 100 touchdowns in career...Holds NCAA Division I-A record averaging 386.2 yards passing per game...Threw touchdown pass in all but one game during college career...Finalist for Johnny Unitas Golden Arm Award for top senior quarterback...Threw for 3,922 yards and 35 touchdowns



on 342-of-516 passes as senior...Led nation with 4,943 yards passing and 46 touchdowns...Passed for over 300 yards in 10 of 12 games, including five games with over 500 yards, as junior...Threw for 3,881 yards and 34 touchdowns in first year at Louisiana Tech...Second-team All-America selection and first-team All-Conference at Scottsdale (AZ) Community College in 1995...Led NJCAA with 3,526 passing yards and 28 touchdowns...Majored in secondary education.

PERSONAL: Born Tim Rattay (3-15-77) in Elyria, OH...Prepped at Phoenix (AZ) Christian High...Set state season records for passing yards, completions and touchdowns...Played quarterback and safety...Also lettered in basketball...Has two brothers and one sister...Brother, Christian, played defensive back at Clairmont College, his other brother, John, plays quarterback at University of Arizona...He and fiancé, Allison, will be married in February of 2002...Resides in Phoenix, AZ.

Did You Know...

Before Tim Rattay went to Louisiana Tech and set numerous national passing records, he had only been playing quarterback for one year. From Pee Wee football until his senior year in high school, Tim played tight end and safety. He finally got his chance at quarterback his senior year and has been playing there ever since.

RATTAY'S NFL STATISTICS

| YEAR | G/S | ATT | COMP | PASSING | | | | LONG | QB RATING |
|--------|-----|-----|------|---------|-------|----|-----|------|-----------|
| | | | | YDS | PCT | TD | INT | | |
| 2000 | 1/0 | 1 | 1 | -4 | 100.0 | 0 | 0 | -4 | 79.2 |
| Career | 1/0 | 1 | 1 | -4 | 100.0 | 0 | 0 | -4 | 79.2 |


| YEAR | G/S | RUSH | RUSHING | | | LONG |
|--------|-----|------|---------|------|----|------|
| | | | YDS | AVG | TD | |
| 2000 | 1/0 | 2 | -1 | -0.5 | 0 | 0 |
| Career | 1/0 | 2 | -1 | -0.5 | 0 | 0 |

LANCE

SCHULTERS

HOFSTRA

30



- ◆ Ht: 6-2, Wt: 207, Born: 5-27-75
- ◆ 4th Year (D-4 in '98)
- ◆ Games/Starts: 2000-12/12; Career-40/25
- ◆ Signed through 2001

SAFETY

CAREER: Lance Schulters is a dynamic player and leader on defense...Made first career **PRO BOWL** appearance in 1999 as starting safety...Has developed reputation as tough, physical safety with big-play ability...Excellent in run support and improving pass defender...One of three Hofstra alumni on 49ers roster.

ACQUIRED: Drafted by 49ers in fourth round (No. 119 overall) of 1998 NFL Draft.

2000: Played and started in 12 games...Led secondary and was second on squad with **CAREER-HIGH** 90 tackles (75 solo), despite missing final three games of season...Totaled five solo tackles in season opener at Atlanta (9-3)...Left in third quarter vs. Falcons with ankle injury...Inactive vs. Carolina (9-10) due to ankle injury suffered in Week 1...Recorded 11 tackles (nine solo) and one pass defensed at St. Louis (9-17)...Registered seven solo tackles at Dallas (9-24)...Forced fumble and tal-



lied six tackles (five solo) vs. Arizona (10-1)...Posted eight solo tackles vs. Oakland (10-8)...Totaled **CAREER-HIGH** 12 tackles (11 solo) at Green Bay (10-15)...Registered eight tackles in back-to-back weeks at New Orleans (11-5) and vs. Kansas City (11-12)...Tallied third double-digit tackle game of season vs. Atlanta (11-19)...Recorded 10 tackles (eight solo) and tied **CAREER-HIGH** with two passes defended against Falcons...Posted six tackles (four solo) at San Diego (12-5)...Also recovered fumble (caused by Zack Bronson) for 16 yards, which led to Charlie Garner touchdown run at Chargers...Also shared sack (Monty Montgomery) for three yards...Injured knee in third quarter when making fumble recovery at San Diego...Inactive Weeks 15-16 due to knee injury...Placed on Injured Reserve (12-21).

1999: Played and started in 13 games...Recorded 80 tackles, six interceptions and nine passes defended...Selected to first **PRO BOWL**...Recorded 10-or-more tackles twice...Made first NFL start and recorded seven tackles (six solo) and one pass defended at Jacksonville (9-12)...Had nine tackles (five solo) and **CAREER-HIGH** two passes defended vs. New Orleans (9-19)...Recorded first career interception and returned 64 yards for game-winning touchdown with 1:31 remaining vs. Saints...First 49ers interception return for touchdown since Merton Hanks (vs. Denver, 12-15-97)...Recorded seven tackles (four solo) and one interception at St. Louis (10-10)...Registered 10 tackles (eight solo), including one for loss, and one interception vs. Carolina (10-17)...Posted five tackles (four solo) and one interception before leaving game with high ankle sprain at Minnesota (10-24)...Became first player since Merton Hanks (12-6-98 to 12-20-98) to have interception in three consecutive games with interception at Vikings...Inactive Weeks 8 & 9 due to high ankle sprain...Recorded five tackles and one interception before re-injuring ankle vs. St. Louis (11-21)...Posted seven tackles (six solo) and two quarterback pressures at Cincinnati (12-5)...Tallied 10 tackles at Carolina (12-18)...Inactive at Atlanta (1-3) due to left ankle injury and back spasms.

1998: Played in 15 games and finished with 25 tackles as backup strong safety...Also tied for **TEAM-LEAD** (Jeff Posey) with 17 tackles on special teams...Posted 19 tackles on defense during last three games of regular season...Inactive vs. Atlanta (9-27) due to left quad injury...Made two solo tackles on defense and two more on special teams against Carolina (11-8)...Registered season-high seven tackles and two more on special teams against Detroit (12-14)...Filled in for injured Tim McDonald (ribs) and recorded seven tackles, including season-high five solo, and one quarterback pressure at New England (12-20)...Posted five tackles in regular season finale vs. St. Louis (12-27)...Played on special teams in both postseason games.

COLLEGE: Two-year starter at Hofstra...Was first-team All-America selection by Walter Camp Foundation and *Sports Network* as senior...Named second-team All-America by Associated Press after recording team-high 145 tackles (106 solo), four interceptions and eight pass deflections as senior...Finished second in Buck Buchanan Award, given to top I-AA defensive player...Was first-team All-Independent I-AA and third-team All-America selection by *Football Gazette* as junior...Sociology major...Transferred to Hofstra after starting two years at Nassau Community College in Garden City, NY.

PERSONAL: Born Lance A. Schulters (5-27-75) in Guyana...Prepped at Canarsie High in Brooklyn, NY...Team MVP as senior...Played defensive back, running back, wide receiver and backup quarterback...Earned first-team All-Conference honors as senior...Scored four touchdowns, including 60-yard interception return and 97-yard run against Curtis High...Has three brothers and one sister...Brother, Duane, was starting running back at Pitt (1996-97)...First Hofstra player to be drafted since DT Tony Garay was selected in eighth round by Los Angeles Rams in 1971...Married (Sherrice)...Couple resides in Brooklyn, NY with daughters Unique (6-29-96) and Kayanna (2-1-93).

Did You Know...

This offseason Schulters re-enrolled at Hofstra University in Long Island, NY to work towards his undergraduate degree in sociology. Schulters, who was born in Guyana, moved to Brooklyn when he was nine.



SCHULTERS' NFL STATISTICS

| YEAR | G/S | TACKLES | | | | | PASS | | | | | | | |
|-------------------|--------------|------------|------------|-----------|------------|----------|-----------|----------|------------|----------|----------|----------|-----------|----------|
| | | TOT | SOLOS | AST | SACKS | YDS | DEF | INT | YDS | TD | FC | FR | YDS | TD |
| 1998 | 15/0 | 25 | 14 | 11 | 0.0 | 0 | 0 | 0 | 0 | 0 | 0 | 0 | 0 | 0 |
| 1999 | 13/13 | 80 | 58 | 22 | 0.0 | 0 | 9 | 6 | 127 | 1 | 0 | 0 | 0 | 0 |
| 2000 | 12/12 | 90 | 75 | 15 | 0.5 | 3 | 5 | 0 | 0 | 0 | 1 | 1 | 16 | 0 |
| Career | 40/25 | 195 | 147 | 48 | 0.5 | 3 | 14 | 6 | 127 | 1 | 1 | 1 | 16 | 0 |
| Postseason | | | | | | | | | | | | | | |
| 1998 | 2/0 | 0 | 0 | 0 | 0 | 0 | 0 | 0 | 0 | 0 | 0 | 0 | 0 | 0 |
| Career | 2/0 | 0 | 0 | 0 | 0 | 0 | 0 | 0 | 0 | 0 | 0 | 0 | 0 | 0 |

OTHER STATS: (REGULAR SEASON) SPECIAL TEAMS TACKLES - 1998 (17), 1999 (2)

SCHULTERS' CAREER HIGHS

TOTAL TACKLES - 12 at Green Bay (10-15-00)

SOLO - 11 at Green Bay (10-15-00)

ASSISTS - 6 at Carolina (12-18-99)

INTERCEPTIONS - 1 (several times) Last: vs. St. Louis (11-21-99)

INTERCEPTION RETURN YARDS - 64 vs. New Orleans (9-19-99)

LONG INTERCEPTION RETURN - 64t vs. New Orleans (9-19-99)

INTERCEPTIONS RETURNED FOR TD - 1 vs. New Orleans (9-19-99)

PASSES DEFENSED - 2 (several times) Last: vs. Atlanta (11-19-00)

DEREK SMITH

ARIZONA STATE

50



- ◆ Ht: 6-2, Wt: 245, Born: 1-18-75
- ◆ 5th Year (FA in '01)
- ◆ Games/Starts: 2000-16/14; Career-64/61
- ◆ Signed through 2005

LINEBACKER

CAREER: Strong and durable linebacker...Has started all but three games in his career...Posted 100 or more tackles in all four seasons in the league...Spent first four seasons with Washington Redskins.

ACQUIRED: Signed as unrestricted free agent (3-23-01)...Originally drafted by Washington Redskins in third round (No. 80 overall) of 1997 NFL Draft.

2000: (With Washington) Started 14-of-16 games...Tied for team lead with five double-digit tackle games...Finished with 124 tackles, his fourth straight year with 100 or more tackles...Opened season with five tackles and one sack vs. Carolina (9-3)...Tallied seven tackles at Detroit (9-10)...Led team with 12 tackles at New York Giants (9-24)...Posted nine tackles at Tampa Bay (10-1)...Registered seven tackles and one pass defended at Jacksonville (10-22)...Led team with 12 tackles vs. Tennessee (10-30)...Led team for second straight week with 11 tackles at Arizona (11-5)...Posted fourth double-digit tackle game vs. New York Giants (12-3) with 11 tackles...Also forced fumble vs. Giants...Added 10 tackles at Dallas (12-10)...Recorded nine tackles at Pittsburgh (12-16)...Closed out regular season with four tackles and fumble recovery vs. Arizona (12-24).

1999: (With Washington) Finished third on team with 127 tackles (83 solo), including a team-high 11 tackles for loss, after making switch from middle linebacker to outside linebacker...Also



recorded one sack for seven yards, one interception, three quarterback pressures, seven passes defended and one fumble recovery...Posted nine tackles (seven solo) in season opener vs. Dallas (9-12)...Tallied four tackles at New York Giants (9-19) before leaving game in fourth quarter with sprained right shoulder...Registered eight tackles (six solo) vs. Carolina (10-3)...Had first double-digit tackle game of season at Dallas (10-24)...Finished with 10 tackles at Cowboys...Tied **CAREER-HIGH** with 18 tackles vs. Buffalo (11-7)...Recorded eight tackles at Philadelphia (11-14)...Posted seven tackles vs. New York Giants (11-21)...Tallied nine tackles at Indianapolis (12-19)... Registered team-high 11 tackles (seven solo) in NFC Divisional Playoff Game at Tampa Bay (1-15)...Helped defense limit Buccaneers to only 186 total yards, the Redskins second-lowest mark of season.

1998: (With Washington) Started all but one game...Finished second on the team with 157 tackles (103 solo) and five tackles for loss...Also recorded three quarterback pressures, three passes defended, one sack, one forced fumble and one fumble recovery...Led team in tackles in five games, including four of last eight...Also posted six tackles on special teams...Led team with 14 tackles at Philadelphia (10-11)...Also recorded half a sack at Eagles...Established **CAREER-HIGH** with 18 tackles at Arizona (11-8)...Also forced fumble at Cardinals...Led team in tackles vs. Arizona (11-22) with 11 (seven solo)...Had second straight game with double-digit tackles at Oakland (11-29)...Recorded 13 tackles (seven solo) at Raiders...Tallied 12 tackles (seven solo) in season finale at Dallas (12-27).

1997: (With Washington) Was first Redskins rookie since Andre Collins in 1990 to start all 16 games...Posted nine tackles (seven solo) in first-ever NFL start at Carolina (8-31)...Posted first career sack at Pittsburgh (9-7)...Tallied 10 tackles vs. Arizona (9-14)...Also recovered fumble in overtime to set up Redskins victory vs. Cardinals...Registered season-high 15 tackles at Giants (12-13).

COLLEGE: Started every game as senior Arizona State...Earned honorable mention All-Pac-10 honors...Finished fourth on team with 55 tackles...Also posted four sacks...Tallied nine tackles, one sack and forced one fumble against rival Arizona...Named to All-Pac-10 All-Academic squad with 3.5 GPA in finance...Started every game as junior...Finished with 33 tackles and one interception...Posted nine tackles in first game for Sun Devils vs. Washington...Transferred to Arizona State from Snow (UT) Junior College...Earned honorable mention All-America honors at Snow...Also earned All-Region and first-team All-WSFL Conference honors as freshman.

PERSONAL: Born Derek Mecham Smith (1-18-75) in American Fork, UT...Attended American Fork High...Lettered in football, baseball and wrestling...Captain of football team as senior...Also earned All-State and All-Region honors...He and his wife, Taryn, reside in Sterling, VA.

Did You Know...

When Derek Smith was a senior at Arizona State, he broke the record for the power clean with 400 pounds.

NON-DIVISION DOMINANCE

San Francisco has won in and out of the division. The 49ers have posted a 75-32 (.701) record against non-division opponents since 1989.



SMITH'S NFL STATISTICS

| YEAR | G/S | TACKLES | | | | PASS | | | | | | | | |
|-------------------|--------------|------------|------------|------------|------------|-------------|-----------|----------|----------|----------|----------|----------|----------|----------|
| | | TOT | SOLOS | AST | SACKS | YDS | DEF | INT | YDS | TD | FC | FR | YDS | TD |
| <i>WASHINGTON</i> | | | | | | | | | | | | | | |
| 1997 | 16/16 | 128 | 86 | 42 | 2.0 | 17.0 | 0 | 0 | 0 | 0 | 1 | 2 | 0 | 0 |
| 1998 | 16/15 | 157 | 108 | 49 | 0.5 | 2.0 | 0 | 0 | 0 | 0 | 1 | 1 | 0 | 0 |
| 1999 | 16/16 | 127 | 94 | 33 | 1.0 | 7.0 | 7 | 1 | 0 | 0 | 0 | 1 | 0 | 0 |
| 2000 | 16/14 | 124 | 84 | 40 | 1.0 | 5.0 | 3 | 0 | 0 | 0 | 1 | 1 | 0 | 0 |
| Career | 64/61 | 536 | 372 | 164 | 4.5 | 31.0 | 10 | 1 | 0 | 0 | 3 | 5 | 0 | 0 |
| <i>Postseason</i> | | | | | | | | | | | | | | |
| 1999 | 2/2 | 14 | 9 | 5 | 0.0 | 0.0 | 1 | 0 | 0 | 0 | 0 | 0 | 0 | 0 |
| Career | 2/2 | 14 | 9 | 5 | 0.0 | 0.0 | 1 | 0 | 0 | 0 | 0 | 0 | 0 | 0 |

OTHER STATS: (REGULAR SEASON) SPECIAL TEAMS TACKLES - 1997 (5), 1998 (6), 1999 (4)

SMITH'S CAREER HIGHS

TOTAL TACKLES - 18 vs. Arizona (11-7-99)
SOLO - 12 vs. Buffalo (11-7-99)
ASSISTS - 8 vs. Dallas (10-13-97)
SACKS - 1 (several times) Last: vs. Carolina (9-3-00)
PASSES DEFENSED - 3 vs. Carolina (9-3-99)
FORCED FUMBLES - 1 (several times) Last: vs. New York Giants (12-3-00)
FUMBLE RECOVERIES - 1 (several times) Last: vs. Arizona (12-24-00)
INTERCEPTIONS - 1 vs. N.Y. Giants (11-21-99)

PAUL

SMITH

UTEP

27



- ◆ Ht: 5-11, Wt: 234, Born: 1-31-78
- ◆ 2nd Year (D-5a in '00)
- ◆ Games/Starts: 2000-10/0; Career-10/0
- ◆ Signed through 2002

RUNNING BACK

CAREER: Paul Smith is a powerful, elusive runner capable of running through tacklers...Explosive between tackles and quick around end...Also good receiver out of backfield, with great open-field vision...Saw action in 10 games during the 2000 season after being inactive for the first six games of the season with severe calf injury...Played out of the backfield and returned kickoffs.

ACQUIRED: Drafted by 49ers in fifth round (No. 132 overall) of 2000 NFL Draft.

2000: Saw action in 10 games, mostly on special teams...Rushed 18 times for 72 yards...Caught two passes for 55 yards...Also returned nine kickoffs for 167 yards with a long of 28...Made NFL debut at Green Bay (10-15)...Returned three kickoffs for 67 yards vs. Packers...Also credited with one solo special teams tackle...Had first two NFL carries for 20 yards at Carolina (10-22)...Also returned five kickoffs for 77 yards at Panthers...Caught two passes for 55 yards vs. Kansas City (11-12)...Also carried twice for seven yards vs. Chiefs...Carried five times for 11 yards at San Diego (12-3)...Also assisted on one special teams tackle at Chargers...Recorded one solo special teams tackle and rushed twice for five yards vs. Chicago (12-17)...Totaled 19 yards on two carries in season finale at Denver (12-23).



COLLEGE: Started 22-of-43 games in four-year career at UTEP...Rushed for 2,539 yards on 603 carries in career, which ranks fourth in school history...All-America honorable mention and first-team All-Western Athletic Conference as senior...Rushed for 1,258 yards on 272 carries and 12 touchdowns as senior...Also caught seven passes for 84 yards and one touchdown...Rushed for 141 yards on 23 carries vs. Southern Methodist, with touchdowns of one, 16 and 80 yards...80-yard touchdown was fifth-longest scoring run in school history...All-WAC honorable mention as junior...Gained 660 yards on 149 carries and two touchdowns...Also caught 13 passes for 179 yards as junior...Played in every game as sophomore, with three starting assignments at fullback...Totaled 432 yards on 115 carries and two touchdowns...Also caught eight passes for 84 yards as sophomore...Scored first career touchdown and first career 100-yard game vs. San Jose State...Saw action in all 11 games as freshman, gaining 189 yards on 67 carries.

PERSONAL: Born Paul Smith (1-31-78) in El Paso, TX...Earned All-District and El Paso All-Star selections at Andress (El Paso, TX) High...Married (Maribel)...Couple resides in El Paso, TX.

Did You Know...

Paul's mother, Song Han, was born and raised in South Korea. His father was stationed there in the Army. They got married in Korea and moved to El Paso, TX, where Paul was born. When he was a junior in high school his mother moved back to Korea and Paul was left to raise his younger brother Mike. Even today, Mike lives with Paul and his wife Maribel in Saratoga during the season.

SMITH'S NFL STATISTICS

| YEAR | G/S | RUSH | YDS | AVG | TD | LONG | REC | YDS | AVG | TD | LONG | KR | YDS | TD | LNG |
|--------|------|------|-----|-----|----|------|-----|-----|------|----|------|----|-----|----|-----|
| 2000 | 10/0 | 18 | 72 | 4.0 | 0 | 14 | 2 | 55 | 27.5 | 0 | 47 | 9 | 167 | 0 | 28 |
| Career | 10/0 | 18 | 72 | 4.0 | 0 | 14 | 2 | 55 | 27.5 | 0 | 47 | 9 | 167 | 0 | 28 |

OTHER STATS: (REGULAR SEASON) SPECIAL TEAMS TACKLES - 2000 (4)

SMITH'S CAREER HIGHS

RUSHES - 5 at San Diego (12-3-00)
RUSHING YARDS - 20 at Carolina (10-22-00)
LONG RUSH - 14 at Carolina (10-22-00)
RECEPTIONS - 2 vs. Kansas City (11-12-00)
RECEIVING YARDS - 55 vs. Kansas City (11-12-00)
LONG RECEPTION - 47 vs. Kansas City (11-12-00)
LONG KICKOFF RETURN - 77 at Carolina (10-22-00)

FOUR GRAND

With 1,142 yards in 2000, Charlie Garner gave the 49ers a 1,000-yard rusher for the fourth consecutive season—the longest streak in team history.



CHAD

STANLEY

STEPHEN F. AUSTIN

4

PUNTER



- ◆ Ht: 6-3, Wt: 205, Born: 1-29-76
- ◆ 3rd Year (FA in '99)
- ◆ Games/Starts: 2000-16/0; Career-32/0
- ◆ Signed through 2001

CAREER: In two seasons, Chad Stanley ranks 10th all-time in team history with 5,464 career punting yards...Joined 49ers in 1999 as rookie free agent and displayed skills that enabled him to lead nation in punting yardage as senior in college...Boomed long punt of 70 yards in 1999, longest by 49ers since Jim Miller's 80-yard kick in 1982.

ACQUIRED: Signed by 49ers as undrafted free agent (4-23-99).

2000: Averaged 39.5 yards on 69 punts during the season...Averaged 44.3 yards on four punts, including long of 55, vs. Carolina (9-10)...Averaged 40.0 yards on six punts, including one inside the 20, at St. Louis (9-17)...Only punt at Dallas (9-24) went inside 20-yard line...Averaged 43.8 yards on six punts, including long of 49, vs. St. Louis (10-29)...Downed two punts inside the 20 vs. Kansas City (11-12)...Punted five times vs. New Orleans (12-10) for an average of 43.6 yards, including long of 53...Downed two punts inside the 20 vs. Chicago (12-17)...Averaged 44.7 yards on six punts, including long of 54, vs. Bears...Averaged 41.5 yards on four punts, including season-long of 56, at Denver (12-23)...Also put two punts inside 20 at Broncos.

1999: Averaged 46.5 yards on eight punts, including **CAREER-LONG** of 70 yards, at Jacksonville (9-12)...Averaged 45.3 yards on seven punts, including three inside 20, at Arizona (9-27)...Punted five times for 36.8 yard average, including four inside 20, vs. Carolina (10-17)...Punted three times for 45-yard average, including one inside 20, vs. Pittsburgh (11-7)...Averaged 36.3 yards on six punts, including three inside 20, vs. Green Bay (11-29)...Punted twice averaging 44 yards vs. Atlanta (12-26)...Replaced by Wade Richey after suffering concussion suffered in third quarter vs. Falcons...Punted four times, averaging 39.8 yards, at Atlanta (1-3).

COLLEGE: Earned first-team All-America honors as senior...Led nation with 46.6-yard average...Earned first-team All-Southland Conference honors...Member of American Football Coaches Association Good Works team...Earned third-team All-America honors as junior...Averaged 44.7 yards per punt...Named first-team All-Southland Conference...Played in all 11 games as sophomore and averaged 38.5 yards per kick...Set school record with 79-yard punt against Northwestern State...Attended Kilgore Junior College as freshman...Earned degree in kinesiology.

PERSONAL: Born Benjamin Chadwick Stanley (1-29-76) in Ore City, TX...Earned All-District honors as punter at Ore City High...Also lettered in baseball, basketball and track...Married (Jennifer)...Couple resides in Ore City, TX.

Did You Know...

Chad has played the guitar since he was 13 years old. He was in a band in high school, which didn't have a name. He says they weren't very good, but they played at birthday parties of classmates. One time they got to play at the fall festival downtown and set up on a flat bed truck.

PLAYERS



STANLEY'S NFL STATISTICS

| YEAR | G/S | PUNTS | YDS | AVG | NET | TB | IN-20 | LONG | BK |
|--------|------|-------|-------|------|------|----|-------|------|----|
| 1999 | 16/0 | 69 | 2,737 | 39.7 | 30.7 | 9 | 20 | 70 | 2 |
| 2000 | 16/0 | 69 | 2,727 | 39.5 | 32.2 | 7 | 15 | 56 | 1 |
| Career | 32/0 | 138 | 5,464 | 39.6 | 31.5 | 16 | 35 | 70 | 3 |

STANLEY'S CAREER HIGHS

PUNTS - 8 at Jacksonville (9-12-99)
PUNTING YARDS - 372 at Jacksonville (9-12-99)
AVERAGE - 52.0 at Dallas (9-24-00)
LONG PUNT - 70 at Jacksonville (9-12-99)
INSIDE 20 - 3 vs. Green Bay (11-29-99)

PLAYERS

J.J.

STOKES

UCLA

83



- ♦ Ht: 6-4, Wt: 217, Born: 10-6-72
- ♦ 7th Year (D-1 in '95)
- ♦ Games/Starts: 2000-16/3; Career-82/41
- ♦ Signed through 2005

WIDE RECEIVER

CAREER: Because of his outstanding size, strength and vision, J.J. Stokes is a weapon after catch...In 2000 he averaged 5.9 yards after the catch, which was good for third on the team among receivers with more than 20 receptions...A tough, reliable receiver...Became first 49ers receiver selected in the first round of NFL Draft since Jerry Rice in 1985.

ACQUIRED: Selected by 49ers in first round (No. 10 overall) in 1995 NFL Draft...Re-signed as unrestricted free agent in 1999.

2000: Saw action in all 16 games, making three starts...Ended season with 30 receptions for 524 yards and three touchdowns...Caught season-high five passes for season-high 98 yards vs. Carolina (9-10)...Also caught touchdown pass vs. Panthers...Started and hauled in four passes for 62 yards vs. Arizona (10-1)...Gained six yards rushing on reverse vs. Oakland (10-8)...Had two receptions for 35 yards at Green Bay (10-15)...Caught four passes for 51 yards at New Orleans (11-5)...Started in place of injured Terrell Owens (toe) and recorded three receptions for 66 yards vs. Kansas City (11-12)...Caught three passes for 74 yards, including **CAREER-LONG** of 53 yards, at San Diego (12-3)...Also scored on two-point conversion at Chargers...Had three receptions for 43 yards in season finale at Denver (12-23)...Also caught one touchdown pass at Broncos.

1999: Played in 16 games and made four starts...Finished fourth on team with 34 receptions for 429 yards and three touchdowns...Was third on team with 6.1 yards after catch...Recorded four receptions for 54 yards, with long of 19, at St. Louis (10-10)...Started in place of injured Terrell Owens (ankle) and caught three passes for 53 yards, including 35-yard catch and run in first quarter, vs. Carolina (10-17)...Started and had two receptions for 27 yards at Minnesota (10-24)...Recorded four receptions for 35 yards at New Orleans (11-14)...Had four receptions for 38 yards, including bruising 11-yard catch-and-run touchdown in fourth quarter, at Cincinnati (12-5)...Had two catches for 31 yards, including five-yard touchdown, vs. Washington (12-26)...Caught five passes for **CAREER-HIGH** 130 yards, including **CAREER-LONG** 43-yard touchdown, at Atlanta (1-3)...Also caught 47-yard pass and scored on two-point conversion at Falcons.

1998: Played in 16 games and started 11...Finished with 63 receptions for 770 yards and eight touchdowns, all **CAREER-HIGHS**...Was third on team in receptions, yards and touchdown receptions...Posted **CAREER-HIGH** two 100-yard receiving and two multiple-touchdown games...Led



or tied for **TEAM-HIGH** in receptions and receiving yards five times...Opened season with seven receptions for 111 yards and two touchdowns against N.Y. Jets (9-6)...Hauled in 31-yard leaping touchdown in final minute to give 49ers 30-27 lead against Jets...Had five receptions for 77 yards and one touchdown at Buffalo (10-4)...Registered **CAREER-HIGH** nine receptions for 110 yards and one touchdown against Indianapolis (10-18)...Caught five passes for 61 yards and one touchdown vs. Carolina (11-8)...Recorded six receptions for 72 yards against New Orleans (11-22)...Had four catches for 53 yards and tied **CAREER-HIGH** with two touchdowns at Carolina (12-6)...Played in two postseason games and finished with 10 receptions for 134 yards...Registered team-high five receptions for 58 yards in NFC Wild Card Game against Green Bay (1-3)...Caught five passes for team-high 76 yards in NFC Divisional Playoff Game at Atlanta (1-9).

1997: Started 16 games and posted 58 receptions for 733 yards and four touchdowns...**POST-SEASON TEAM LEADER** with 15 receptions for 188 yards...**TEAM LEADER** in receptions four times and receiving yards twice...Registered three receptions for 35 yards and one touchdown at St. Louis (9-7), splitting two Rams defenders for leaping 25-yard touchdown...Averaged season-high 25.7 yards per catch with three receptions for 77 yards and one touchdown against Atlanta (9-21)...Made five receptions for 57 yards and one touchdown at New Orleans (10-26)...Registered three receptions for 21 yards and one touchdown against hometown team San Diego (11-23)...Recorded season-high with six receptions for 87 yards against Minnesota (12-7)...Became sixth player in **TEAM HISTORY** to have 100 yards receiving in postseason game...Caught nine passes for 101 yards in NFC Divisional Playoff Game against Minnesota (1-3)...Joined Jerry Rice (seven), Dwight Clark (three), Brent Jones (two), Freddie Solomon (two) and Billy Wilson (one) in century club (Terrell Owens did it following week)...Tied for team lead with six receptions for 87 yards in NFC Championship Game against Green Bay (1-11).

1996: Had four receptions for 52 yards vs. New Orleans (9-1)...Caught three passes for 62 yards vs. St. Louis (9-8)...Made four receptions for 47 yards at Carolina (9-22)...Recorded season-high seven receptions for 88 yards, including long of 40, vs. Atlanta (9-29)...Inactive vs. Cincinnati (10-20)...Played and started six games before suffering season-ending wrist injury in Week 7...Placed on Injured Reserve (10-26) with dislocated right wrist suffered in practice (10-17)...Finished with 18 receptions for 249 yards.

1995: Broke right hand midway through training camp and missed first four games of season...Saw only limited duty in several other games due to large cast on hand...Played in 12 games, finishing with 38 receptions for 517 yards and four touchdowns...Ranked third among rookie receivers in team history, trailing only Gene Washington (51 receptions, 711 yards, three touchdowns in 1969) and Jerry Rice (49 receptions, 927 yards, three touchdowns in 1985)...Made 35 receptions over final eight games...Made NFL debut and caught first pass of career for 14-yard gain vs. N.Y. Giants (10-1)...Had 20-yard reception at Indianapolis (10-15)...Big game at Miami (11-20) with five receptions for 75 yards...Scored first two NFL touchdowns vs. St. Louis (11-26)...Finished with five receptions for 65 yards, including scores from 16 and 18 yards, against Rams...Made first-career NFL start in place of injured John Taylor (right hip) and had four catches for 44 yards vs. Buffalo (12-3)...Posted three receptions for 52 yards and one touchdown at Carolina (12-10)...Recorded eight receptions for 73 yards at Minnesota (12-18)...Registered first career 100-yard game with five catches for 106 yards, including 41-yard touchdown pass from Jerry Rice, at Atlanta (12-24)...Made three receptions for 24 yards in NFC Divisional Playoff Game vs. Green Bay (1-6).

COLLEGE: Completed four-year career as UCLA's all-time leading receiver with 154 receptions for 2,469 yards and 28 touchdowns...Slowed by thigh contusion as senior...First-team All-American with 82 catches for 1,184 yards and 17 touchdowns as junior...Finished sixth in nation with 9.27 scoring average per game...Averaged touchdown every 4.8 times handled football in 1993...Earned third-team All-America honors as sophomore...Graduated from UCLA with bachelor's degree in sociology.

PERSONAL: Full name is Jerel Jamal Stokes...Born (10-6-72) in San Diego, CA...Lettered in football, basketball and track at Pt. Loma High in San Diego...First-team All-State and honorable mention All-America at wide receiver and defensive back as senior...Earned second-team All-CIF honors while averaging 22.0 points and 4.0 assists as senior point guard...Set single-game school record with 41 points in final year...Received All-League honors in 110-meter hurdles and high jump...Oldest brother, Darryl, was standout football player at Long Beach State and played for Chicago Blitz of USFL...Other brother, John, is chef at Mandalay Bay, upscale restaurant in Las Vegas...Single...Resides in Redwood City, CA.



Did You Know...

One of J.J.'s favorite cars to drive is his 1967 Ford Mustang, which is the first car he ever had. The car was a hand-me-down from his older brother Darryl, who had received it from the original owner, their father.

PLAYERS

STOKES' NFL STATISTICS

| YEAR | G/S | REC | YDS | AVG | TD | LONG |
|---------------|-----------------|------------|--------------|-------------|-----------|-----------|
| 1995 | 12/1 | 38 | 517 | 13.6 | 4 | 41t |
| 1996 | 6/6 | 18 | 249 | 13.8 | 0 | 40 |
| 1997 | 16/16 | 58 | 733 | 12.6 | 4 | 36 |
| 1998 | 16/11 | 63 | 770 | 12.2 | 8 | 33t |
| 1999 | 16/4 | 34 | 429 | 12.6 | 3 | 47 |
| 2000 | 16/3 | 30 | 524 | 17.5 | 3 | 53 |
| Career | 82/41 | 241 | 3,222 | 13.4 | 22 | 53 |
| Postseason | | | | | | |
| 1995 | 1/0 | 3 | 34 | 11.3 | 0 | 18 |
| 1996 | INJURED RESERVE | | | | | |
| 1997 | 2/2 | 15 | 188 | 12.5 | 0 | 43 |
| 1998 | 2/0 | 10 | 134 | 13.4 | 0 | 33 |
| Career | 5/2 | 28 | 356 | 12.7 | 0 | 43 |

OTHER STATS: RUSHING - 2000 (1 for 6 yards)

STOKES' CAREER HIGHS

RECEPTIONS - 9 vs. Indianapolis (11-18-98)

YARDS - 130 at Atlanta (1-3-00)

TD RECEPTIONS - 2 (three times) Last: at Carolina (12-6-98)

LONG RECEPTION - 53 at San Diego (12-3-00)

STOKES' 100-YARD RECEIVING GAMES: (4) - 130 (at Atlanta - 1-3-00), **111** (vs. N.Y. Jets - 9-6-98), **110** (vs. Indianapolis - 11-18-98), **106** (at Atlanta - 12-24-95)

STOKES' POSTSEASON 100-YARD RECEIVING GAMES: (1) - 101 (vs. Minnesota - 1-3-98)

BIG TURNOVER EDGE

It is in an opponent's best interest not to lose a takeaway battle with the 49ers. San Francisco is 87-4 in the last 91 games it has the turnover edge.



STOKES' 2000 GAME-BY-GAME STATISTICS

| DATE | OPPONENT | NO | YDS | AVG | LONG | TDS |
|-------|-----------------|----|-----|------|------|-----|
| 9-3 | at Atlanta | 1 | 25 | 25.0 | 25 | 0 |
| 9-10 | vs. Carolina | 5 | 98 | 19.6 | 26 | 1 |
| 9-17 | at St. Louis | 0 | 0 | 0.0 | 0 | 0 |
| 9-24 | at Dallas | 0 | 0 | 0.0 | 0 | 0 |
| 10-1 | vs. Arizona | 4 | 62 | 15.5 | 22 | 0 |
| 10-8 | vs. Oakland | 0 | 0 | 0.0 | 0 | 0 |
| 10-15 | at Green Bay | 2 | 35 | 17.5 | 23 | 1 |
| 10-22 | at Carolina | 1 | 4 | 4.0 | 4 | 0 |
| 10-29 | vs. St. Louis | 1 | 14 | 14.0 | 14 | 0 |
| 11-5 | at New Orleans | 4 | 51 | 12.8 | 23 | 0 |
| 11-12 | vs. Kansas City | 3 | 66 | 22.0 | 30 | 0 |
| 11-19 | vs. Atlanta | 1 | 27 | 27.0 | 27 | 0 |
| 11-26 | BYE | | | | | |
| 12-3 | at San Diego | 3 | 74 | 24.7 | 53 | 0 |
| 12-10 | vs. New Orleans | 1 | 22 | 22.0 | 22 | 0 |
| 12-17 | vs. Chicago | 1 | 3 | 3.0 | 3 | 0 |
| 12-23 | at Denver | 3 | 43 | 14.3 | 21 | 1 |

STOKES' 1999 GAME-BY-GAME STATISTICS

| DATE | OPPONENT | NO | YDS | AVG | LONG | TDS |
|-------|-----------------|----|-----|------|------|-----|
| 9-12 | at Jacksonville | 1 | 5 | 5.0 | 5 | 0 |
| 9-19 | vs. New Orleans | 2 | 12 | 6.0 | 7 | 0 |
| 9-27 | at Arizona | 2 | 4 | 2.0 | 5 | 0 |
| 10-3 | vs. Tennessee | 1 | 12 | 12.0 | 12 | 0 |
| 10-10 | at St. Louis | 4 | 54 | 13.5 | 19 | 0 |
| 10-17 | vs. Carolina | 3 | 53 | 17.7 | 35 | 0 |
| 10-24 | at Minnesota | 2 | 27 | 13.5 | 14 | 0 |
| 10-31 | BYE | | | | | |
| 11-7 | vs. Pittsburgh | 1 | 11 | 11.0 | 11 | 0 |
| 11-14 | at New Orleans | 4 | 35 | 8.8 | 16 | 0 |
| 11-21 | vs. St. Louis | 1 | 7 | 7.0 | 7 | 0 |
| 11-29 | vs. Green Bay | 1 | 5 | 5.0 | 5 | 0 |
| 12-5 | at Cincinnati | 4 | 38 | 9.5 | 12 | 1 |
| 12-12 | vs. Atlanta | 0 | 0 | 0.0 | 0 | 0 |
| 12-18 | at Carolina | 1 | 5 | 5.0 | 5 | 0 |
| 12-26 | vs. Washington | 2 | 31 | 15.5 | 26 | 1 |
| 1-3 | at Atlanta | 5 | 130 | 26.0 | 47 | 1 |

30-30 CLUB

For just the second time in team history, the 49ers had six receivers credited with 30-or-more receptions during the 2000 season (Terrell Owens - 97, Jerry Rice - 75, Charlie Garner - 68, Greg Clark - 38, Fred Beasley - 31, J.J. Stokes - 30). The 49ers accomplished this feat the first time in 1983 (Dwight Clark - 70, Roger Craig - 48, Wendell Tyler - 34, Russ Francis - 33, Freddie Solomon - 31, Mike Wilson - 30).



STOKES' 1998 GAME-BY-GAME STATISTICS

| DATE | OPPONENT | NO | YDS | AVG | LONG | TDS |
|-------------------|------------------|----|-----|------|------|-----|
| 9-6 | vs. N.Y. Jets | 7 | 111 | 15.9 | 31t | 2 |
| 9-14 | at Washington | 4 | 52 | 13.0 | 21 | 0 |
| 9-20 | BYE | | | | | |
| 9-27 | vs. Atlanta | 3 | 21 | 7.0 | 12 | 1 |
| 10-4 | at Buffalo | 5 | 77 | 15.4 | 21t | 1 |
| 10-11 | at New Orleans | 3 | 27 | 9.0 | 10 | 0 |
| 10-18 | vs. Indianapolis | 9 | 110 | 12.2 | 22 | 1 |
| 10-25 | at St. Louis | 0 | 0 | 0.0 | 0 | 0 |
| 11-1 | at Green Bay | 5 | 39 | 7.8 | 10 | 0 |
| 11-8 | vs. Carolina | 5 | 61 | 12.2 | 29t | 1 |
| 11-15 | at Atlanta | 1 | 10 | 10.0 | 10 | 0 |
| 11-22 | vs. New Orleans | 6 | 72 | 12.0 | 19 | 0 |
| 11-30 | vs. N.Y. Giants | 3 | 38 | 12.7 | 15 | 0 |
| 12-6 | at Carolina | 4 | 53 | 13.3 | 33t | 2 |
| 12-14 | vs. Detroit | 2 | 29 | 14.5 | 18 | 0 |
| 12-20 | at New England | 4 | 59 | 14.8 | 22 | 0 |
| 12-27 | vs. St. Louis | 2 | 11 | 5.5 | 9 | 0 |
| Postseason | | | | | | |
| 1-3 | vs. Green Bay | 5 | 58 | 11.6 | 20 | 0 |
| 1-9 | at Atlanta | 5 | 76 | 15.2 | 33 | 0 |

TAI STREETS

MICHIGAN

89



- ◆ Ht: 6-2, Wt: 206, Born: 4-20-77
- ◆ 3rd Year (D-6 in '99)
- ◆ Games/Starts: 2000-15/1; Career-17/1
- ◆ Signed through 2004

WIDE RECEIVER

CAREER Playing in his first full season in 2000, Tai Streets showed the good hands and speed that impressed the 49ers when they drafted him... Physically gifted wide receiver with soft hands... Showed ability to make the big play and make difficult catch in traffic... Saw action on special teams, using speed to return kickoffs... Speed makes him a threat after the catch.

ACQUIRED: Selected by 49ers in sixth round (No. 171 overall) of 1999 NFL Draft.

2000: Appeared in 15 games, including first career start... Finished season with 19 receptions for 287 yards... Also returned eight kickoffs for 180 yards, an average of 22.5 yards... Caught 38-yard pass at St. Louis (9-17)... Made first career start vs. Arizona (10-1)... Caught **CAREER-HIGH** four passes for 47 yards vs. Cardinals, including diving catch to setup Charlie Garner's one-yard touchdown run... Had three receptions for 25 yards at Green Bay (10-15)... Also made one solo special teams tackle at Packers... Played from scrimmage and made two special teams tackles (one solo) vs. St. Louis (10-29)... Caught seven-yard pass at New Orleans (11-5)... Also returned four kickoffs 98 yards, including long of 37, at Saints... Assisted on two special teams tackles at New Orleans... Tied **CAREER-HIGH** with four receptions for **CAREER-HIGH** 73 yards vs. Atlanta (11-19)... Also returned one kickoff 16 yards vs. Falcons... Grabbed one reception for 39 yards and returned one kickoff 36 yards at San Diego (12-5)... Also tallied one solo special teams tackle at Chargers... Caught four-yard pass and returned two kickoffs 30 yards vs. New Orleans (12-10)... Credited with one solo special teams tackle vs. Saints... Played from scrimmage and on special



teams before leaving game in third quarter with fractured right tibia vs. Chicago (12-17)...Inactive (fractured tibia) for final regular season game at Denver (12-23).

1999: Opened season on Reserve/Non-Football Injury list with torn right Achilles...Activated to 53-man roster (11-30) from Reserve/Non-Football injury list...Inactive Weeks 13-15 due to right Achilles injury...Played from scrimmage and on special teams in first NFL game vs. Washington (12-26)...Caught two passes for 25 yards at Atlanta (1-3).

COLLEGE: All-Big Ten second-team selection as senior...Finished with 67 receptions for 1,035 yards and 11 touchdowns...Recipient of Bo Schembechler Award for team MVP as senior...Recipient of school's Athletic Academic Achievement Award as junior...Finished with 28 receptions for 476 yards...Had four receptions for 127 yards and two touchdowns vs. Washington State for National Championship in Rose Bowl.

PERSONAL: Born Tai Streets (4-20-77)...Prepped at Thornton Township (IL) High...*Blue Chip* All-America and All-State selection as senior...Caught 40 passes for 879 yards and 12 touchdowns as senior...Also All-State selection in basketball and track...Won state long jump title with 23'7" jump as senior...Majored in sports management and communications while at Michigan...Single...Resides in Matteson, IL.

Did You Know...

Tai Streets has spent his offseason working with kids—on the basketball court. Seeing that the AAU basketball program in Illinois needed some help, Streets volunteered to coach a 14-and-under boys team. After a fifth place finish in the state tournament, Streets led the Illinois Wildcats to the AAU national championships in Orlando, FL. Streets played football and basketball at the University of Michigan.

STREETS' NFL STATISTICS

| YEAR | G/S | REC | YDS | AVG | TD | LONG |
|---------------|-------------|-----------|------------|-------------|----------|-----------|
| 1999 | 2/0 | 2 | 25 | 12.5 | 0 | 14 |
| 2000 | 15/1 | 19 | 287 | 15.1 | 0 | 39 |
| Career | 17/1 | 21 | 312 | 14.9 | 0 | 39 |

OTHER STATS: (REGULAR SEASON) SPECIAL TEAMS TACKLES - 2000 (8); KICKOFF RETURNS - 2000 (8 for 180 yards); RUSHING - 2000 (1 for 0 yards)

STREETS' CAREER HIGHS

RECEPTIONS - 4 (two times) Last: vs. Atlanta (11-19-00)
YARDS - 73 vs. Atlanta (11-19-00)
LONG RECEPTION - 39 at San Diego (12-3-00)
KICKOFF RETURNS - 4 at New Orleans (11-5-00)
LONG KICKOFF RETURNS - 37 at New Orleans (11-5-00)



STREETS' 2000 GAME-BY-GAME STATISTICS

| DATE | OPPONENT | NO | YDS | AVG | LONG | TDS |
|-------|-----------------|----|-----|----------|------|-----|
| 9-3 | at Atlanta | 0 | 0 | 0.0 | 0 | 0 |
| 9-10 | vs. Carolina | 0 | 0 | 0.0 | 0 | 0 |
| 9-17 | at St. Louis | 1 | 38 | 38.0 | 38 | 0 |
| 9-24 | at Dallas | 1 | 6 | 6.0 | 6 | 0 |
| 10-1 | vs. Arizona | 4 | 47 | 11.7 | 22 | 0 |
| 10-8 | vs. Oakland | 1 | 36 | 36.0 | 36 | 0 |
| 10-15 | at Green Bay | 3 | 25 | 8.3 | 17 | 0 |
| 10-22 | at Carolina | 1 | 6 | 6.0 | 6 | 0 |
| 10-29 | vs. St. Louis | 0 | 0 | 0.0 | 0 | 0 |
| 11-5 | at New Orleans | 1 | 7 | 0.0 | 0 | 0 |
| 11-12 | vs. Kansas City | 1 | 6 | 6.0 | 6 | 0 |
| 11-19 | vs. Atlanta | 4 | 73 | 18.3 | 37 | 0 |
| 11-26 | BYE | | | | | |
| 12-3 | at San Diego | 1 | 39 | 39.0 | 39 | 0 |
| 12-10 | vs. New Orleans | 1 | 4 | 4.0 | 4 | 0 |
| 12-17 | vs. Chicago | 0 | 0 | 0.0 | 0 | 0 |
| 12-23 | at Denver | | | INACTIVE | | |

DANA

STUBBLEFIELD

KANSAS

94



- ◆ Ht: 6-2, Wt: 290, Born: 11-14-70
- ◆ 9th Year (FA in '01)
- ◆ Games/Starts: 2000-15/14; Career-116/113
- ◆ Signed through 2006

DEFENSIVE TACKLE

CAREER: A three-time **PRO BOWL** selection, Dana Stubblefield is one of the most powerful and aggressive defensive linemen in the NFL...Rejoins the 49ers after spending three seasons with the Washington Redskins...Named **DEFENSIVE PLAYER-OF-THE-YEAR** by Associated Press in 1997...Multi-faceted defender, who is both an excellent pass rusher and dominant run stopper...Lower body strength allows him to anchor in against double teams...Combines with Bryant Young to give San Francisco the top tandem of defensive tackles in the league.

ACQUIRED: Signed as unrestricted free agent (4-25-01)...Originally selected by the 49ers in first round (No. 26 overall) in 1993 NFL Draft.

2000: (With Washington) Started 14-of-15 games...Finished with 53 tackles (32 solo), 2.5 sacks, five passes defended and one fumble recovery...Recorded four tackles in season opener vs. Carolina (9-3)...Totaled five tackles (three solo) vs. Dallas (9-18)...Registered four tackles (three solo) at Philadelphia (10-8)...Added four tackles and half-sack vs. Baltimore (10-15)...Had three solo tackles and two passes defended at Jacksonville (10-22)...Tallied five tackles vs. Tennessee (10-30)...Posted three tackles (two solo), half-sack and one pass defended at St. Louis (11-20)...Registered five tackles (three solo) and one sack vs. Philadelphia (11-26)...Did not play (flu) at Dallas (12-10)...Did not start at Pittsburgh (12-16) but finished with season-high seven tackles (four solo) and one pass defended.

1999: (With Washington) Rebounded from knee injury and posted 52 tackles (35 solo), three sacks, five passes defended and one fumble recovery...Started all 16 games and both playoff contests...Posted six tackles (five solo), two quarterback pressures and one sack at N.Y. Jets (9-26)...Totaled three tackles (two solo), including one sack and tackle for loss, vs. N.Y. Giants (11-21)...Also had two quarterback pressures vs. Giants...Tallied five tackles (four solo) and one pass defended vs. Cardinals (12-12)...Defense held Cardinals to 173 yards of total offense...Registered



two solo tackles and four quarterback pressures at Indianapolis (12-19)...Had seven tackles (four solo) and one sack in NFC Divisional Playoff Game at Tampa Bay (1-15).

1998: (With Washington) Started seven games before knee injury ended season...Finished season with 41 tackles (34 solo), 1.5 sacks and three passes defended...Posted five tackles (three solo) in season opener vs. Giants (9-6)...Registered season-high 10 solo tackles, two tackles for loss and half-sack vs. Dallas (10-4)...Also had four quarterback pressures vs. Cowboys...Tallied seven tackles (six solo), two quarterback pressures and two passes defended at Philadelphia (10-11)...Injured knee at Minnesota (10-18) but managed to total four tackles and one quarterback pressure...Re-injured knee during bye week and underwent arthroscopic knee surgery that sidelined him for rest of season.

1997: (With San Francisco) Named **DEFENSIVE PLAYER-OF-THE-YEAR** by Associated Press...Won team's **LEN ESHMONT AWARD** (12-10)...Selected to third **PRO BOWL**... Unanimous **ALL-PRO** selection...Finished season with 65 tackles (46 solo), **CAREER-HIGH** 15 sacks and four passes defended...Also forced three fumbles...Recorded six tackles, including nine-yard sack, at St. Louis (9-7)...Also forced one fumble at Rams...Posted six tackles, including two sacks for seven yards, at New Orleans (10-26)...Registered three tackles and two sacks vs. Dallas (11-2)...Named **NFC DEFENSIVE PLAYER-OF-THE-WEEK** for his efforts vs. Cowboys...Recorded five tackles (four solo) and four sacks at Philadelphia (11-10)...Also tallied four passes defended at Eagles...Named **NFC PLAYER-OF-THE-WEEK** for his performance at Philadelphia...Was first player in **NFC HISTORY** to win award in back-to-back weeks...Recorded four tackles (three solo) and two sacks for 18 yards vs. San Diego (11-23)...Named **NFC DEFENSIVE PLAYER-OF-THE-MONTH** for his outstanding performance in month of November...Registered four solo tackles at Denver (12-15)...Posted three tackles in NFC Divisional Playoff Game vs. Minnesota (1-3)...Had three solo tackles and pass defended in NFC Championship Game vs. Green Bay (1-11).

1996: (With San Francisco) Played and started 15 games, missing one with sore back and ribs...Finished with 39 tackles, one sack, one interception and three passes defended...Registered four tackles (three solo), including seven-yard sack, and forced fumble vs. Atlanta (9-29)...Had season-high five tackles (two solo) vs. Cincinnati (10-20)...Matched that season-high with five tackles (four solo) at New Orleans (11-3)...Assisted on tackle before injuring ribs in the third quarter at Washington (11-24)...Inactive at Atlanta (12-2) due to rib injury...Credited with four tackles (three solo) vs. Detroit (12-23)...Recorded four tackles vs. Baltimore (11-17)...Registered four solo tackles at Houston (10-27)...Credited with two tackles, an interception and two passes defended at Green Bay (10-14)...Recorded four solo tackles at St. Louis (10-6).

1995: (With San Francisco) Named second-team **ALL-PRO** by Associated Press...Selected to **PRO BOWL** for second consecutive season...Started every game and led team's defensive linemen with 40 total tackles...Added 4.5 sacks, four passes defended and one interception...Notched sacks against three of the quickest releases in NFL (Marino, Aikman, Favre)...Recorded three tackles and one sack vs. N.Y. Giants (10-1)...Made five tackles at Indianapolis (10-15)...Made three tackles and recorded first-career interception, returning Chris Miller pass 12 yards to set up 49ers touchdown drive at St. Louis (10-22)...Finished with three solo tackles and one sack at Dallas (11-12)...Recorded three solo tackles and one sack at Miami (11-20)...Credited with five solo tackles vs. St. Louis (11-26)...Had postseason **CAREER-HIGH** 10 tackles (all solo) and one sack in NFC Divisional Playoffs vs. Green Bay (1-6).

1994: (With San Francisco) Selected to **PRO BOWL** for first time in career...Started 14 games and finished with 39 tackles, **TEAM-HIGH** 8.5 sacks, four passes defended and two recovered fumbles...Inactive for final two games of regular season with strained left knee...Recorded three tackles that included one-yard sack vs. L.A. Raiders (9-5)...Had four solo tackles and knocked Chris Miller out of game with 10-yard sack at L.A. Rams (9-18)...Tallied two sacks and added forced fumble at Atlanta (10-16)...Posted three solo tackles and one sack vs. Tampa Bay (10-23)...Recorded sack in three consecutive games against Washington (11-6), Dallas (11-13) and L.A. Rams (11-20)...Suffered left knee strain late in first half at San Diego (12-11)...Started all three postseason games...Credited with four solo tackles vs. Dallas in NFC Championship Game (1-15)...Registered two solo stops and one sack vs. San Diego in Super Bowl XXIX (1-29).

1993: (With San Francisco) Named **NFL DEFENSIVE ROOKIE-OF-THE-YEAR**...First 49er since Bruce Taylor in 1970 to be honored as league's top defensive rookie...**TEAM LEADER** in sacks (10.5) and sack yardage (61.5)...Had three multi-sack games...Started 15 games, including his NFL debut, and registered five tackles and two sacks at Pittsburgh (9-5)...Recorded five tackles and one sack at Cleveland (9-13)...Made five stops and two sacks at Dallas (10-17)...Had 1.5 sacks



for 11.5 yards at Tampa Bay (11-14)...Recorded five tackles and one sack vs. New Orleans (11-22)...Posted nine tackles, two sacks and forced fumble at Atlanta (12-11)...Totaled four tackles and one sack vs. Houston (12-25)...Contributed four tackles and two sacks vs. N.Y. Giants in NFC Divisional Playoff Game (1-15).

COLLEGE: Earned All-America and All-Big Eight Conference honors following senior season at Kansas...Tied for second on team with 11 tackles for loss that season...Selected MVP of Aloha Bowl after registering four sacks on BYU quarterback Tom Young (Steve's brother)...Posted career-high 77 tackles, including 10 sacks, en route to All-Conference honors as junior in 1991...Twice named Big Eight Player-of-the-Week during career...Majored in education.

PERSONAL: Born Dana William Stubblefield (11-14-70) in Cleves, OH...Earned All-State and All-Cincinnati honors as senior at Taylor (Cleves, OH) High...Registered 52 solo tackles as senior, despite playing in just five games, and was selected to play in Ohio North-South All-Star game...Saw action as defensive lineman and fullback during three-year career...Selected Western Metro League Wrestler-of-the-Year...Created "Stubblefield of Dreams," in 1994, a program developed to benefit Santa Clara County Special Olympics...Married, he and his wife, Kim, have daughter Kayla (8-24-96) and son Kendall (2-5-00)...The family lives in San Jose, CA.

Did You Know...

While Dana was on the set making *Reindeer Games*, he was working on a shot with Ben Affleck. After working all night on a scene, the director (John Frankenheimer) finally said "cut." Affleck started messing around with Dana, causing Dana to slip on some food. As he did, Dana's backhand slapped Affleck in the face, which caused him to fall and hit his head on the concrete floor and suffer a mild concussion. When they resumed filming the scene a month later, Affleck showed up on the set wearing a football helmet.

STUBBLEFIELD'S NFL HONORS: NFL Defensive Rookie-of-the-Year - 1993, Pro Bowl - 1994-95, 1997, Associated Press All-Pro (2nd team) - 1995, Associated Press All-Pro (1st Team) - 1997, NFL Defensive Player-of-the-Year - 1997.

STUBBLEFIELD'S NFL STATISTICS

| YEAR | G/S | TACKLES | | | | PASS | | | | | | |
|---------------|----------------|------------|------------|------------|-------------|--------------|-----------|----------|-----------|----------|----------|----------|
| | | TOT | SOLOS | AST | SACKS | YDS | DEF | INT | YDS | FF | FR | YDS |
| SAN FRANCISCO | | | | | | | | | | | | |
| 1993 | 16/15 | 64 | 55 | 9 | 10.5 | 61.5 | 0 | 0 | 0 | 1 | 0 | 0 |
| 1994 | 14/14 | 39 | 34 | 5 | 8.5 | 53.5 | 4 | 0 | 0 | 2 | 0 | 0 |
| 1995 | 16/16 | 40 | 22 | 18 | 4.5 | 25.0 | 4 | 1 | 12 | 0 | 0 | 0 |
| 1996 | 15/15 | 39 | 25 | 14 | 1.0 | 7.0 | 3 | 1 | 15 | 2 | 0 | 0 |
| 1997 | 16/16 | 65 | 46 | 19 | 15.0 | 99.0 | 4 | 0 | 0 | 3 | 0 | 0 |
| Totals | 78/76 | 247 | 182 | 65 | 39.5 | 246.0 | 15 | 2 | 27 | 8 | 0 | 0 |
| WASHINGTON | | | | | | | | | | | | |
| 1998 | 7/7 | 41 | 34 | 7 | 1.5 | 10.5 | 3 | 0 | 0 | 0 | 0 | 0 |
| 1999 | 16/16 | 52 | 35 | 17 | 3.0 | 9.0 | 5 | 0 | 0 | 0 | 1 | 0 |
| 2000 | 15/14 | 53 | 32 | 21 | 2.5 | 6.5 | 5 | 0 | 0 | 0 | 1 | 0 |
| Totals | 38/37 | 146 | 101 | 45 | 7.0 | 26.0 | 13 | 0 | 0 | 0 | 2 | 0 |
| Career | 116/113 | 393 | 283 | 110 | 46.5 | 272.0 | 28 | 2 | 27 | 8 | 2 | 0 |



Stubblefield's Statistics (Continued)

Postseason

| YEAR | G/S | TOT | TACKLES | | | SACKS | YDS | PASS | | | FF | FR | YDS |
|----------------------|--------------|-----------|-----------|----------|--|------------|-------------|----------|----------|----------|----------|----------|----------|
| | | | SOLOS | AST | | | | DEF | INT | | | | |
| <i>SAN FRANCISCO</i> | | | | | | | | | | | | | |
| 1993 | 2/2 | 6 | 6 | 0 | | 2.0 | 13.0 | 1 | 0 | 0 | 0 | 0 | 0 |
| 1994 | 3/3 | 6 | 6 | 0 | | 1.0 | 9.0 | 0 | 0 | 0 | 0 | 0 | 0 |
| 1995 | 1/1 | 10 | 10 | 0 | | 1.0 | 5.0 | 0 | 0 | 0 | 0 | 0 | 0 |
| 1996 | 2/2 | 6 | 5 | 1 | | 1.0 | 8.0 | 0 | 0 | 0 | 0 | 0 | 0 |
| 1997 | 2/2 | 6 | 4 | 2 | | 0.0 | 0.0 | 1 | 0 | 0 | 0 | 0 | 0 |
| Totals | 10/10 | 34 | 31 | 3 | | 5.0 | 35.0 | 2 | 0 | 0 | 0 | 0 | 0 |
| <i>WASHINGTON</i> | | | | | | | | | | | | | |
| 1999 | 2/2 | 8 | 5 | 3 | | 1.0 | 10.0 | 0 | 0 | 0 | 0 | 0 | 0 |
| Totals | 2/2 | 8 | 5 | 3 | | 1.0 | 10.0 | 0 | 0 | 0 | 0 | 0 | 0 |
| Career | 12/12 | 42 | 36 | 6 | | 6.0 | 45.0 | 2 | 0 | 0 | 0 | 0 | 0 |

OTHER STATS: BLOCKED FIELD GOALS - 1995 (1)

STUBBLEFIELD'S CAREER HIGHS

TOTAL TACKLES - 13 vs. Dallas (10-5-98)

SOLO - 10 vs. Dallas (10-5-98)

ASSISTS - 3 (several times) Last: at Pittsburgh (12-16-00)

SACKS - 4 at Philadelphia (11-10-97)

INTERCEPTIONS - 1 (two times) Last: at Green Bay (10-14-96)

INT RETURN YARDS - 15 at Green Bay (10-14-96)

FORCED FUMBLES - 1 (several times) Last: at New Orleans (10-26-97)

JUSTIN SWIFT

KANSAS STATE

88



- ◆ Ht: 6-3, Wt: 265, Born: 8-14-75
- ◆ 2nd Year (FA in '99)
- ◆ Games/Starts: 2000-16/1; Career-16/1
- ◆ Signed through 2001

TIGHT END

CAREER Combines athleticism with strength and soft hands...Has improved blocking skills...Gained valuable experience playing in NFL Europe prior to 2000 season.

ACQUIRED: Signed by 49ers as free agent to practice squad (11-15-99)...Signed as free agent (1-12-00)...Waived (2-10-00)...Signed as free agent (2-22-00)...Allocated to Frankfurt Galaxy of NFL Europe...Originally selected by Denver Broncos in seventh round (No.

238 overall) of 1998 NFL Draft.

2000: Played on special teams Weeks 1-6...Made first career NFL start in place of Greg Clark (neck) at Green Bay (10-15)...Also played on special teams at Packers...Caught eight-yard pass and played on special teams at Carolina (10-22)...Played on special teams Weeks 9-14...Assisted on one special teams tackle and played from scrimmage vs. New Orleans (12-10)...Played from scrimmage and on special teams vs. Chicago (12-17)...Assisted on one special teams tackle in regular season finale at Denver (12-23).



1999: Spent last half of season on 49ers practice squad...Allocated to Frankfurt Galaxy of NFL Europe...Finished NFL Europe season with 27 receptions for 260 yards and two touchdowns.

COLLEGE: Caught 42 passes for 697 yards and seven touchdowns in career...Named second-team All-Big 12 as senior...Caught 23 passes for 342 yards and four touchdowns as senior...Caught two-yard touchdown pass vs. Purdue in Alamo Bowl...Second-team All-Big 12 as junior...Caught 13 passes for 267 yards and three touchdowns...Caught five passes for 98 yards and one touchdown vs. Syracuse in Fiesta Bowl...Shared time at tight end as sophomore...Caught five passes for 63 yards...Also made pair of tackles on special teams and one fumble recovery...Was reserve tight end as freshman...Caught one pass for 25 yards...Redshirted in 1994.

PERSONAL: Born Justin Charles Swift (8-14-75) in Kansas City, KS...Prepped at Blue Valley (Overland Park, KS) High...Was All-State, All-Metro and All-League selection as senior...Caught 20 passes for 320 yards and one touchdown as senior...Also earned letter in track, setting school record in high jump (6'6")...Single...Resides in Kansas City, KS.

Did You Know...

Justin played defensive end, tight end and kicker in high school. He was recruited to college mainly as a defensive end. The main reason he chose Kansas State was because they allowed him to play tight end.

SWIFT'S NFL STATISTICS

| YEAR | G/S | REC | YDS | AVG | TD | LONG |
|--------|------|-----|-----|-----|----|------|
| 2000 | 16/1 | 1 | 8 | 8.0 | 0 | 8 |
| Career | 16/1 | 1 | 8 | 8.0 | 0 | 8 |


OTHER STATS: (REGULAR SEASON) SPECIAL TEAMS TACKLES - 2000 (2)

JEFF

ULBRICH

HAWAII

53



- ◆ Ht: 6-0, Wt: 249, Born: 2-17-77
- ◆ 2nd Year (D-3b in '00)
- ◆ Games/Starts: 2000-4/0; Career-4/0
- ◆ Signed through 2002

LINEBACKER

CAREER Jeff Ulbrich, a San Jose native, played sparingly in rookie season due to shoulder injury...Figures to increase playing time after having shoulder surgery at end of 2000 campaign...Has reputation as hard-nosed, tough inside linebacker...Possesses excellent instincts and read and react skills.

ACQUIRED: Selected by 49ers in third round (No. 86 overall) in

2000 NFL Draft.

2000: Saw action in four games during rookie season...Totaled three solo tackles and one assisted special teams tackle...Saw limited action due to right shoulder injury...Had shoulder surgery in offseason...Inactive for first two games of 2000 campaign at Atlanta (9-3) and vs. Carolina (9-



10)...Credited with two solo tackles and one assisted special teams tackle at St. Louis (9-17)...Played on special teams at Dallas (9-24) and vs. Arizona (10-1)...Inactive (right shoulder) vs. Oakland (10-8) and at Green Bay (10-15)...Saw limited action at Carolina (10-22)...Totaled one solo tackle vs. St. Louis (10-29)...Inactive Weeks 10-12...Placed on Injured Reserve (11-21) due to right shoulder injury.

COLLEGE: Two-year starter at Hawaii...All-WAC first-team selection and team co-captain as senior...Started all 12 games at middle linebacker...Led conference with school season-record 169 tackles (42 solo)...Set school record with 127 assisted tackles, breaking old mark of 97...Ranked third in league with eight sacks for 67 yards...Had 15 tackles for loss (58 yards)...Credited with eight quarterback pressures, two fumble recoveries and one forced fumble...Returned two interceptions 38 yards and had one pass defended...Played in seven games, starting three, at strongside inside linebacker as junior...Finished with 41 tackles (28 solo), including nine-yard sack...Caused and recovered fumble...Recorded seven tackles, one forced fumble and nine-yard sack in first career start vs. Southern Methodist...Credited with six tackles, one fumble recovery and blocked field goal attempt before suffering knee sprain against BYU...Earned first-team All-Conference and team MVP in lone season at Gavilan (Gilroy, CA) Junior College...Redshirted in lone season at San Jose State before transferring to Gavilan Junior College

PERSONAL: Born Jeff Ulbrich (2-17-77) in San Jose, CA...Three-year letter winner in football at Live Oak (Morgan Hill, CA) High...Also earned two letters in wrestling...First-team All-League and team MVP in football...Won league title (191 pounds) in wrestling...Married, he and wife, Cristina, have one daughter, Samantha Nicole (3-23-01)...Family resides in Mountain View, CA.

Did You Know...

Jeff has an unusual talent. When he was younger he learned how to play a bizarre instrument, the ukulele.

ULBRICH'S NFL STATISTICS

| YEAR | G/S | TACKLES | | | | | PASS | | | | | | | |
|--------|-----|---------|-------|-----|-------|-----|------|-----|-----|----|----|----|-----|----|
| | | TOT | SOLOS | AST | SACKS | YDS | DEF | INT | YDS | TD | FC | FR | YDS | TD |
| 2000 | 4/0 | 3 | 3 | 0 | 0.0 | 0.0 | 0 | 0 | 0 | 0 | 0 | 0 | 0 | 0 |
| Career | 4/0 | 3 | 3 | 0 | 0.0 | 0.0 | 0 | 0 | 0 | 0 | 0 | 0 | 0 | |

OTHER STATS: (REGULAR SEASON) SPECIAL TEAMS TACKLES - 2000 (1)

ALWAYS REGULATION

Entering the 2001 season, the 49ers and Rams have faced each other 103 times during regular season play. They have never gone into overtime.



JASON WEBSTER

TEXAS A&M

36



- ◆ Ht: 5-9, Wt: 180, Born: 9-8-77
- ◆ 2nd Year (D-2b in '00)
- ◆ Games/Starts: 2000-16/10; Career-16/10
- ◆ Signed through 2002

CORNERBACK

CAREER Fearless and tough with great body control...Exceptional athlete with great speed...Timed 4.42 in 40-yard dash...Also dangerous return man on special teams...Played in all 16 games as rookie, starting 10...Was first rookie since Tim McKyer to return interception for touchdown with 70-yard return vs. Atlanta (11-19).

ACQUIRED: Selected by 49ers in second round (No. 48 overall) in

2000 NFL Draft.

2000: Played in all 16 games and made 10 starts as rookie...Finished season with 44 tackles (39 solo)...Tied for third on team with two interceptions...Credited with one solo tackle and two special teams tackles in regular season opener at Atlanta (9-3)...Recorded two solo tackles and one pass defended vs. Carolina (9-10)...Made first career NFL start in place of injured Monty Montgomery (leg) at St. Louis (9-17)...Tallied three solo tackles and assisted on one special teams tackle at Rams...Totaled three passes defended and one fumble recovery at Dallas (9-24)...Also made three special teams tackles at Cowboys...Posted three tackles (two solo) vs. Arizona (10-1)...Also credited with three special teams tackles vs. Cardinals...Tallied two tackles (one solo) at Green Bay (10-15)...Made second career start at Carolina (10-22)...Recorded five tackles (four solo) and one pass defended at Panthers...Returned first career interception eight yards vs. St. Louis (10-29)...Also notched four tackles (three solo) and two passes defended vs. Rams...Registered **CAREER-HIGH** six solo tackles at New Orleans (11-5)...Had two solo tackles and one pass defended vs. Kansas City (11-12)...Posted two tackles, two passes defended and returned interception 70 yards for touchdown vs. Atlanta (11-19)...Was first rookie since Tim McKyer to return interception for touchdown (10-5-86)...70-yard interception was longest return and longest return for touchdown since Eric Davis' 86-yard return for touchdown (11-26-95)...Added four tackles (three solo) and one pass defended at San Diego (12-5)...Recorded four solo tackles and two passes defended vs. New Orleans (12-10)...Posted three solo tackles in regular season finale at Denver (12-23)...Also forced one fumble at Broncos.

COLLEGE: Three-year starter at Texas A&M...First-team All-Big 12 as senior...Started all 11 games...Finished with 74 tackles (58 solo) and four interceptions...Added 10 passes defended...Had five tackles for loss...Also returned 12 punts and five kickoffs in senior season...Started all 12 games and recorded 72 tackles (52 solo) as junior...Totaled four tackles for loss...Posted two interceptions for 49 yards...Also credited with seven passes defended...Started 12 games at cornerback as sophomore...Finished with 61 tackles (46 solo) and two tackles for loss...Led team with nine passes defended...Also recorded one fumble recovery...Posted three passes defended vs. Texas...Played in every game, starting one as true freshman...Recorded 32 tackles and one interception.

PERSONAL: Born Jason Richmond Webster (9-8-77) in Houston, TX...Prepped at Willowridge (Houston, TX) High...Earned high school All-America honors...Also earned four letters in track...Single...Resides in Houston, TX.

SNAP SHOT

In 2000, the 49ers took 1,096 snaps on defense, including penalties. Six rookies played more than 20 percent of the time and that does not count former starter John Keith. Ahmed Plummer led the rookie class with 996 snaps or 90.8 percent. Jason Webster took 832 snaps (75.9), Julian Peterson 651 (59.3), John Engelberger 591 (53.9), Cedric Killings 269 (24.5). Ronnie Heard played 281 snaps (25.6) and John Milem was in for 145 plays (15.2).



Did You Know...

Jason nearly quit playing football during his freshman year at Texas A&M. He played running back in high school and was a wide receiver in Pop Warner. Texas A&M recruited him as a defensive back. When he arrived in College Station, he had a difficult time adjusting to an entirely new position. He was ready to ask to switch positions or quit the team before his mother talked him out of it. He stayed with it, eventually got comfortable and became a regular after an injury forced him into the starting lineup as a freshman.

WEBSTER'S NFL STATISTICS

| YEAR | G/S | TACKLES | | | | PASS | | | | | | | | |
|--------|-------|---------|-------|-----|-------|------|-----|-----|-----|----|----|----|-----|----|
| | | TOT | SOLOS | AST | SACKS | YDS | DEF | INT | YDS | TD | FC | FR | YDS | TD |
| 2000 | 16/10 | 44 | 39 | 5 | 0.0 | 0 | 13 | 2 | 78 | 1 | 1 | 1 | 0 | 0 |
| Career | 16/10 | 44 | 39 | 5 | 0.0 | 0 | 13 | 2 | 78 | 1 | 1 | 1 | 0 | 0 |

OTHER STATS: (REGULAR SEASON) SPECIAL TEAMS TACKLES - 2000 (9)

WEBSTER'S CAREER HIGHS

TOTAL TACKLES - 6 at New Orleans (11-5-00)

SOLO - 6 at New Orleans (11-5-00)

INTERCEPTIONS - 1 (two times) Last: vs. Atlanta (11-19-00)

INTERCEPTION RETURN YARDS - 70 vs. Atlanta (11-19-00)

LONG INTERCEPTION RETURN - 70t vs. Atlanta (11-19-00)

INTERCEPTIONS RETURNED FOR TD - 1 vs. Atlanta (11-19-00)

PASSES DEFENSED - 3 at Dallas (9-24-00)

MATT

WILLIG

SOUTHERN CALIFORNIA

77



- ◆ Ht: 6-8, Wt: 315, Born: 1-21-69
- ◆ 10th Year (FA in '00)
- ◆ Games/Starts: 2000-16/3; Career-96/31
- ◆ Signed through 2001

TACKLE

CAREER: Massive lineman with exceptional strength...Versatile, Willig has played both left and right tackle and guard positions during his career...Powerful run blocker and capable pass protector who uses tremendous reach to his advantage...Key back-up for offensive line that allowed only 25 sacks all season finishing third in NFL...Added three starts in 2000...Earned Super Bowl ring as member of St. Louis Rams in

1999...Entered league as collegiate defensive end, but converted to tackle.

ACQUIRED: Signed by 49ers as free agent (6-7-00)...Originally signed as undrafted free agent by N.Y. Jets (1992)...Spent four seasons with Jets (1992-95) before joining Atlanta (1996-97) and Green Bay (1998)...Signed by Cleveland (8-17-99) and released (9-5-99)...Signed by St. Louis (11-29-99).

2000: (With San Francisco) Played in all 16 games and made three starts at left tackle...Played



on special teams at Atlanta (9-3)...Played from scrimmage and on special teams Weeks 4-9...Took over left tackle duties after Derrick Deese went out in first quarter with knee injury at New Orleans (11-5)...Started in place of Derrick Deese (right knee) vs. Kansas City (11-12) and vs. Atlanta (11-19)...Played from scrimmage and on special teams Weeks 14-16...Started in place of injured Derrick Deese (left knee) at left tackle in regular season finale at Denver (12-23).

1999: (With St. Louis) Signed by Rams late in season (11-29)...Inactive Weeks 12-17 and post-season.

1998: (With Green Bay) Played in all 16 games on special teams and as reserve offensive lineman for Packers.

1997: (With Atlanta) Played in all 16 games on offense and special teams for Falcons...Recorded 13 starts at right tackle.

1996: (With Atlanta) Played in 12 contests, mostly on special teams...Replaced injured Bob Whitfield at left tackle at Cincinnati (11-24).

1995: (With N.Y. Jets) Started 12 games at left tackle for Jets...Held Pro Bowler Bruce Smith without sack vs. Buffalo (11-19).

1994: (With N.Y. Jets) Played in 16 games and made three starts for Jets...Subbed for injured Jeff Criswell at Green Bay (11-13) and helped hold DE Sean Jones without sack...Made first career NFL start at Minnesota (11-20)...Subbed for injured Criswell at left tackle vs. Miami (11-27)...Started at guard vs. San Diego (12-18)...Started at guard at Houston (12-24).

1993: (With N.Y. Jets) Played in four games on special teams...Inactive for 11 games...Did not play vs. Denver (9-5).

1992: (With N.Y. Jets) Spent majority of season on Jets practice squad...Worked as defensive end and tackle...Activated (12-24) but did not play vs. New Orleans (12-26).

COLLEGE: Four-year letterman on defense for USC...Recorded 22 tackles, including two for loss, as senior...Set career-highs in tackles (23) and sacks (five) as junior...Saw action as reserve defensive lineman and on special teams as sophomore and freshman...Graduated with degree in public administration.

PERSONAL: Born Matt Willig (1-21-69) in Santa Fe Springs, CA...Played football and basketball for St. Paul High Swordsmen...Single...Resides in Mission Viejo, CA.

Did You Know...

Willig is a bit of a movie star. He had a small role, what he calls a "grunting role", in a martial arts film titled *Full Contact*. He was in about five scenes, but had no speaking parts. Willig also starred in a commercial for Campbell's Soup with NFL MVP Kurt Warner from the St. Louis Rams and Terrell Davis from the Denver Broncos.

WILLIG'S NFL STATISTICS

(REGULAR SEASON) GAMES/STARTS - 1992 (0/0), 1993 (4/0), 1994 (16/3), 1995 (16/12), 1996 (12/0), 1997 (16/13), 1998 (16/0), 1999 (0/0), 2000 (16/3); **CAREER** - 96/31

RECORD VS. PLAYOFF TEAMS

San Francisco is 58-43 (.574) against teams coming off playoff seasons since 1981. The 49ers have winning records against those teams in 12 of the 20 seasons.



BRYANT YOUNG

NOTRE DAME

97



- ◆ Ht: 6-3, Wt: 291, Born: 1-27-72
- ◆ 8th Year (D-1 in '94)
- ◆ Games/Starts: 2000-15/15; Career-99/99
- ◆ Signed through 2007

DEFENSIVE TACKLE

CAREER: Bryant Young is one of the most disruptive and dominant defensive players in the NFL...Possesses explosive combination of speed, strength, quickness and intensity...Again led team in sacks for the 2000 campaign with 9.5...Ranks fifth all-time in team history with 57.5 career sacks...Needs just four sacks to overtake Dwaine Board (61.0) for fourth place in team history...In 2000, won the team's **LEN ESHMONT AWARD**, symbolic of player who best exemplifies courage and leadership, for the third straight year, and fourth overall ('96, '98, '99, '00)...Became first player to ever win the award three consecutive years...First four-time winner of team's most prestigious award.

ACQUIRED: Selected by 49ers in first round (No. 7 overall) of 1994 NFL Draft...Signed six-year contract extension 3-1-00.

2000: Started 15 games and recorded **TEAM-HIGH** 9.5 sacks...Finished season with 51 tackles (35 solo), three passes defended, eight tackles for loss and 25 quarterback pressures...Became first player ever in **TEAM HISTORY** to be voted **LEN ESHMONT AWARD** winner three consecutive years...Also became first player to win award four times (1996, 1998-00)...Recorded multiple-sack games **TEAM-HIGH** four times, including three consecutive...Credited with four tackles and four quarterback pressures in season opener at Atlanta (9-3)...Posted five tackles at St. Louis (9-17)...Also registered two quarterback pressures and tied **CAREER-HIGH** with two passes defended at Rams...Totaled two tackles, four quarterback pressures and one tackle for loss at Dallas (9-24)...Had three tackles and one quarterback pressure vs. Oakland (10-8)...Also recovered one fumble vs. Raiders...Credited with three tackles and season's first sack before leaving game in third quarter due to ribs injury at Green Bay (10-15)...Inactive at Carolina (10-22) due to ribs injury suffered at Green Bay...Returned to starting lineup and posted four tackles and two quarterback pressures vs. St. Louis (10-29)...Recorded **CAREER-HIGH** 10 tackles at New Orleans (11-5)...Also registered two sacks, first multi-sack game of season, at Saints...Credited with two tackles and second consecutive game with two sacks vs. Kansas City (11-12)...Also posted two tackles for loss and two quarterback pressures vs. Chiefs...Tallied three tackles and two sacks vs. Atlanta (11-19)...Marked third consecutive multi-sack game of season...Also had two tackles for loss, two quarterback pressures and one pass defended vs. Falcons...Registered six tackles and season-high 2.5 sacks vs. New Orleans (12-10)...Also had two quarterback pressures and two tackles for loss vs. Saints.

1999: Started 16 games and finished with 42 tackles (35 solo), three passes defended, 20 quarterback pressures, **TEAM-HIGH** 11.0 sacks, 15 tackles for loss and one safety...Voted to second **PRO BOWL**...Earned second team **ALL-PRO** honors from Associated Press, *Pro Football News* and *Football Digest*...Named **NFL COMEBACK PLAYER-OF-THE-YEAR** by Associated Press, *Pro Football Weekly/PFWA* and *Football Digest*...Became second player (Paul Hofer, 1978-79) in team history to be voted **LEN ESHMONT AWARD** winner two consecutive years and first player to win award three times (1996, 98-99)...Registered multiple-sack games **TEAM-HIGH** four times...Completed remarkable comeback from injury by making start at Jacksonville (9-12)...Had two tackles and two quarterback pressures vs. Jaguars (9-12)...Registered two solo tackles and one sack at Arizona (9-27)...Recorded season-high four solo tackles and one pass defended vs. Tennessee (10-3)...Posted three solo tackles, including one sack, at Minnesota (10-24)...Recorded three tackles (two solo) and three quarterback pressures vs. Pittsburgh (11-7)...Tallied four solo tackles and two sacks at New Orleans (11-14)...Registered four tackles (three solo), including one sack, and two tackles for loss vs. St. Louis (11-21)...Tallied two solo tackles and two sacks at Cincinnati (12-5)...Named **NFC DEFENSIVE PLAYER-OF-THE-WEEK** after recording three tackles (two solo) and two sacks, including one safety, vs. Atlanta (12-12)...Third



career safety ties Young for third all-time in NFL history...Has recorded last three safeties for 49ers, including two in 1996...Registered three tackles (two solo) and two sacks vs. Washington (12-26)...Tallied three tackles, including one for loss, and three quarterback pressures at Atlanta (1-3).

1998: Started 12 games and finished with 54 tackles (42 solo), 9.5 sacks, **TEAM-HIGH** 19 quarterback pressures, eight tackles for loss, two passes defended and two forced fumbles...Missed final four games with broken right leg...Was leading all NFL defensive tackles in sacks prior to injury...Earned second-team **ALL-PRO** honors by Associated Press...Became ninth player in team history to be voted **LEN ESHMONT AWARD** winner for second time...Had at least half-sack in six consecutive games (9-14 to 10-25)...Had two-or-more sacks twice...Registered four tackles, two sacks, one forced fumble and one pressure at Washington (9-14)...Recorded three tackles, one sack, one tackle for loss, one pressure and one forced fumble against Atlanta (9-27)...Posted five tackles, shared sack, two tackles for loss, two pressures and one pass defended at Buffalo (10-4)...Racked up six tackles, 1.5 sacks and season-high four quarterback pressures at New Orleans (10-11)...Tallied eight tackles and added one sack, one tackle for loss and three quarterback pressures at St. Louis (10-25)...Made six tackles, one sack, one pressure and one tackle for loss at Atlanta (11-15)...Registered four tackles, two sacks and one quarterback pressure vs. New Orleans (11-22)...Had five tackles, including one for loss, and two quarterback pressures before suffering fractured tibia and fibula in fourth quarter against N.Y. Giants (11-30)...Placed on Injured Reserve (12-3).

1997: Started 12 games and finished with 52 tackles (37 solo), 4.0 sacks, **TEAM-HIGH** 8.5 tackles for loss, 17 quarterback pressures and three passes defended...Missed four games with left ankle and right foot injuries...Had three sacks and 12 quarterback pressures prior to injury...Started both postseason games and totaled seven tackles, team-high four quarterback pressures and two passes defended...Had season-high six tackles vs. New Orleans (9-14)...Matched season-high with six tackles and one sack against Atlanta (9-21)...Racked up three tackles, one sack and three quarterback pressures against St. Louis (10-12)...Recorded five tackles, one sack and one pass defended before suffering sprained left ankle and sprained right foot at Atlanta (10-19)...Inactive with foot and ankle injuries at New Orleans (10-26), Dallas (11-2) and Philadelphia (11-10)...Had five tackles, one sack and one quarterback pressure in division-clinching win over Carolina (11-16)...Posted five tackles, two quarterback pressures and two tackles for loss against Denver (12-15)...Inactive at Seattle (12-21) to rest left ankle after 49ers clinched homefield advantage against Broncos...Recorded two tackles, including one for loss, two quarterback pressures and one pass defended in NFC Divisional Playoff Game against Minnesota (1-3)...Racked up five tackles, two pressures and one pass defended in NFC Championship Game against Green Bay (1-11).

1996: Started 16 games in regular season and recorded **CAREER-HIGH** 84 tackles (64 solo), 11.5 sacks, five passes defended and two safeties...Received first-team **ALL-PRO** honors by Associated Press...Named starter to **PRO BOWL**...Tied Minnesota's John Randle for **LEAGUE-LEAD** in sacks for defensive tackles with 11.5...Voted **LEN ESHMONT AWARD** winner (12-11) as team's most inspirational and courageous player...Started two postseason playoff games...Had three multi-sack games during regular season, one against Atlanta (12-2) and two against St. Louis (9-8 & 9-27)...Racked up three tackles, two sacks and one pass defended vs. St. Louis (9-8)...Named **NFC DEFENSIVE PLAYER-OF-THE-WEEK** after registering five solo tackles and **CAREER-HIGH** three sacks for 27 yards at St. Louis (10-6)...Tallied seven tackles (six solo), six-yard sack and one pass defended at Houston (10-27)...Recorded six tackles (five solo), including 11-yard sack, and forced fumble at New Orleans (11-3)...Credited with six solo tackles, including one sack, vs. Dallas (11-10)...Tallied five tackles (four solo), two sacks (one for safety) and 43-yard fumble recovery at Atlanta (12-2)...Credited with eight tackles (seven solo), one sack for safety and one pass defended at Pittsburgh (12-15)...Sack for safety against Steelers tied **NFL RECORD** for most safeties in season with two...Posted seven tackles, team-high two sacks and two passes defended in NFC Wild Card Game against Philadelphia (12-29)...Made two tackles before leaving with severe pinched nerve in first quarter of NFC Divisional Playoff Game against Green Bay (1-4).

1995: Started and played in 12 games...Missed four games with ankle injury...Finished with 33 total tackles...Second on team with six sacks...Had two multi-sack games...Recorded four tackles and one sack prior to injuring right ankle late in game at Detroit (9-25)...Inactive vs. N.Y. Giants (10-1), at Indianapolis (10-15), at St. Louis (10-22) and vs. New Orleans (10-29)...Dropped QB Dan Marino for sacks on game's first two plays and finished with four tackles at Miami (11-20)...Registered four tackles and two sacks vs. Minnesota (12-18).



1994: Named **NFL DEFENSIVE ROOKIE-OF-THE-YEAR** by UPI...Led defensive line-men with 49 total tackles and ranked second on team with 6.0 sacks...Started all 16 regular season games and three postseason games...Credited with five tackles and one sack in first NFL game vs. L.A. Raiders (9-5)...Had one-yard sack and forced fumble, returned 49 yards for touchdown by S Tim McDonald, at Atlanta (10-16)...Had two tackles and one sack vs. Dallas (11-13)...Had season-high six tackles with six-yard sack at San Diego (12-11)...Tallied two tackles, one sack, one forced fumble and one pass defended vs. Chicago in NFC Divisional Playoff Game (1-7)...Posted three solo stops and pass defended vs. Dallas in NFC Championship Game (1-15).

COLLEGE: Earned All-America honors as senior at Notre Dame, posting 67 total tackles and leading Irish with 6.5 sacks...Honorable mention All-America as junior with 7.5 sacks...Three-year starter...Majored in business/marketing...College teammates with 49ers' defensive lineman Junior Bryant.

PERSONAL: Born Bryant Colby Young (1-27-72) in Chicago Heights, IL...Was first-team All-America by *Parade Magazine* and second-team *USA Today* All-America...Earned four letters as DE/TE...Named *Chicago Sun Times* Male Athlete-of-the-Year as senior...Lettered four years in wrestling, finishing third in state with 29-1 record as senior...Earned three track & field letters, ranking third in state as senior in discus (171-9)...Also participated in shot put (56-0)...Was named *USA Weekend Magazine's* Most Caring Athlete (along with Junior Bryant) in 2000...He and wife, Kristin, have daughter, Kai Marin (7-1-99)...Family splits time between Matteson, IL and Redwood Shores, CA.

Did You Know...

Young picked up playing the saxophone as a hobby when he came into league in 1994. He gave it up after a year and a half to concentrate on football and also because "I was terrible," Young says.

YOUNG'S NFL HONORS: Pro Bowl - 1996, 1999; All-Pro - 1996, 1998, 1999 (second team); NFL Defensive Rookie-of-the-Year (UPI) - 1994; NFL Comeback Player-of-the-Year 1999

YOUNG'S NFL STATISTICS

| YEAR | G/S | TACKLES | | | | PASS | | | | | | | |
|-------------------|--------------|------------|------------|-----------|-------------|--------------|-----------|----------|----------|----------|----------|----------|-----------|
| | | TOT | SOLO | AST | SACKS | YDS | DEF | INT | YDS | S | FC | FR | YDS |
| 1994 | 16/16 | 49 | 45 | 4 | 6.0 | 30.0 | 4 | 0 | 0 | 0 | 0 | 0 | 0 |
| 1995 | 12/12 | 33 | 25 | 8 | 6.0 | 33.0 | 2 | 0 | 0 | 0 | 1 | 0 | 0 |
| 1996 | 16/16 | 84 | 64 | 20 | 11.5 | 74.5 | 5 | 0 | 0 | 2 | 1 | 1 | 43 |
| 1997 | 12/12 | 52 | 37 | 15 | 4.0 | 35.0 | 3 | 0 | 0 | 0 | 0 | 0 | 0 |
| 1998 | 12/12 | 54 | 42 | 12 | 9.5 | 45.0 | 2 | 0 | 0 | 0 | 2 | 1 | 0 |
| 1999 | 16/16 | 42 | 35 | 7 | 11.0 | 81.0 | 3 | 0 | 0 | 1 | 0 | 0 | 0 |
| 2000 | 15/15 | 51 | 35 | 16 | 9.5 | 77.5 | 3 | 0 | 0 | 0 | 0 | 1 | 0 |
| Career | 99/99 | 365 | 283 | 82 | 57.5 | 376.0 | 22 | 0 | 0 | 3 | 4 | 4 | 43 |
| Postseason | | | | | | | | | | | | | |
| 1994 | 3/3 | 5 | 5 | 0 | 1.0 | 8.0 | 2 | 0 | 0 | 1 | 0 | 0 | 0 |
| 1995 | 1/1 | 1 | 1 | 0 | 0.0 | 0.0 | 0 | 0 | 0 | 0 | 0 | 0 | 0 |
| 1996 | 2/2 | 9 | 8 | 1 | 2.0 | 5.0 | 2 | 0 | 0 | 0 | 0 | 0 | 0 |
| 1997 | 2/2 | 7 | 5 | 2 | 0.0 | 0.0 | 2 | 0 | 0 | 0 | 0 | 0 | 0 |
| Career | 8/8 | 22 | 19 | 3 | 3.0 | 13.0 | 6 | 0 | 0 | 0 | 1 | 0 | 0 |



YOUNG'S CAREER HIGHS

TOTAL TACKLES - 10 at New Orleans (11-5-00)

SOLO - 8 at St. Louis (10-25-98)

ASSISTS - 5 vs. Detroit (12-23-96)

SACKS - 3 at St. Louis (10-6-96)

SAFETY - 1 (several times) Last: vs. Atlanta (12-12-99)

PASSES DEFENSED - 2 (several times) Last: at St. Louis (9-17-00)

CALL IT IMPROVEMENT

The 49ers showed marked improvement from the first six games to the final six games of the 2000 season. Over the first six games of 2000, the 49ers surrendered 193 points, 2,472 total yards, 1,773 passing yards, 699 rushing yards and totaled just seven sacks. Over the final six games, the defensive unit allowed a total of 99 points, 1,656 total yards, 1,050 passing yards, 606 rushing yards and posted 20 sacks. During the first six weeks of the season, the 49ers defense ranked 31st against the pass and 31st overall. During their last six games of the year, the defense ranked 13th in passing, eighth against the run and sixth overall in the NFL during that time.

49ERS NFL RANKINGS

First Six Games

| | |
|------|---------|
| 31st | Overall |
| 31st | Passing |
| 20th | Rushing |

Final Six Games

(Since November 12)

| | |
|------|---------|
| 6th | Overall |
| 8th | Passing |
| 13th | Rushing |

THE COACH DOESN'T FALL FAR FROM THE TREE

Bill Walsh has had a profound influence on the success of the 49ers, but he has also had a profound effect on the rest of the National Football League. Currently in the NFL, 15 of the 31 head coaches have had some influence from Walsh, the creator of the West Coast style of offense and a member of the Pro Football Hall of Fame. Three coaches, Minnesota's Dennis Green, Seattle's Mike Holmgren and Carolina's George Seifert, have all coached under Walsh. Thirteen other coaches, including Brian Billick, the head coach of the Super Bowl Champion Baltimore Ravens, have all learned from Walsh's protégés.



2001 VETERAN FREE AGENTS

Mikki Allen
Safety
5-11 193
Tennessee

Pro: Signed by 49ers as free agent (2-9-01)...Allocated to Rhein Fire of NFL Europe (2-20-01)...Traded to Amsterdam Admirals of NFL Europe (4-8-01)...Placed on Injured Reserve by Amsterdam...Finished season with 20 tackles (15 solo), one pass defended, one interception and three special teams tackles...Originally signed by 49ers as undrafted free agent (4-24-00)...Saw action in four preseason games for 49ers...Totaled two solo tackles and one solo special teams tackle...Waived (8-21-00).

College: Totaled 59 total tackles (42 solo) in four-year career at Tennessee...Also recorded 2.5 sacks, two fumble recoveries, one forced fumble, five passes defended and three interceptions...Played in all 11 games as senior...Posted career-highs in all categories...Recorded 37 tackles (26 solo), 2.5 sacks, three passes defended and three interceptions...Recorded best game of career vs. Memphis, registering career-high 16 tackles (eight solo) and one interception...Opened senior season with two sacks against Wyoming...Played in all 13 games as junior...Named Academic All-SEC...Played on special teams and as reserve defensive back...Recorded six tackles and one forced fumble...Played in all 13 games as sophomore...Played mainly on special teams and as reserve defensive back...Recorded six tackles, including two each vs. Texas Tech and Southern Mississippi...Also recorded one tackle in Orange Bowl...Played in eight games as freshman...In first game, recorded a forced fumble and pass defended against UNLV...Finished season with 10 tackles...Also saw time on special teams as freshman.

Personal: Born Michael Ricardo Allen, Jr. (11-15-77) in Homestead, FL...Prepped at Brentwood Academy in Brentwood, TN...All-State, All-Midstate and All-Metro...Three-year starter at wide receiver and defensive back...Team won state title as senior...Recorded 59 tackles and school-record eight interceptions as senior...Caught 38 passes for 860 yards as senior...Also member of baseball and basketball teams...Single...Resides in Murfreesboro, TN.

Dwight Carter
Wide Receiver 5-9 185
Hawaii

Pro: Signed by 49ers as free agent (4-25-00)...Saw action in all five preseason games for 49ers...Returned five kickoffs for 75 yards...Also caught six passes for 96 yards in five contests...Posted one solo tackle and one solo special teams tackle...Waived (8-27-00)...Signed to practice squad (11-27-00)...Allocated to Rhein Fire of NFL Europe (2-20-01).

College: Named first-team All-WAC as senior...Set school record as senior with 77 receptions for school-record 1,253 yards...In two years at Hawaii, caught 117 passes for 1,820 yards and 12 touchdowns...Caught nine touchdowns as senior, which tied school record...Owns five of school's top 12 all-time best performances...Led WAC in receiving and was sixth in conference in all-purpose yards...Played in all 12 games as junior...Caught 40 passes for 567 yards and three touchdowns...Also used as return man as junior...Returned three kickoffs 64 yards and six punts 30 yards...Transferred from Mt. San Antonio (CA) College...Named second-team All-Mission Conference selection...Originally attended San Diego State.

Personal: Born Dwight Edward Carter (9-19-77) in Los Angeles, CA...Prepped at Saint Monica (Santa Monica, CA) High...Earned letters in football, basketball and track...First-team All-League and Camino Real Conference Offensive MVP...Also earned All-Conference selections in basketball...Single...Resides in Los Angeles, CA.

Jose Cortez
Kicker
5-11 205
Oregon State

Pro: Signed by 49ers as free agent (5-9-01)...Drafted by Los Angeles Xtreme of XFL (No. 304 overall) in 2000 XFL Draft...Connected on 20-of-25 field goals, including seven-of-eight from 40-to-49 yards for XFL Champion Xtreme...Played for Amsterdam Admirals of NFL Europe during 2000 season...Tied for league lead for most field goals made with nine, including five from 40 yards or longer...Originally signed by San Diego Chargers as undrafted free agent (1-12-00)...Saw action in four preseason games for Chargers...Connected on five-of-six extra points and four-of-five field goals.

College: Two-year performer at Oregon State...Connected on 28-of-47 field goal attempts in career...Led team with 80 points after connecting on 17-of-26 field goals, including three from 50



yards or longer as senior...Honorable mention All-Pac-10 selection as junior after transferring from Los Angeles Valley College...Connected on 11-of-19 field goals, with long of 45...Handled punts, kickoffs and field goals during sophomore season at Los Angeles Valley College...Earned All-Western States Conference honors as punter.

Personal: Born Jose Antonio Cortez (5-27-75) in San Vicente, El Salvador...Prepped at Van Nuys (CA) High...Lettered in football and soccer...Single...Resides in Van Nuys, CA.

Stephen Fisher Cornerback 5-10 185 North Carolina

Pro: Signed by 49ers as free agent (5-24-01)...Originally drafted by Orlando Rage in eighth round (No. 61 overall) of 2000 XFL Draft...Registered 26 tackles (23 solo) for Rage...Finished season with team-leading three interceptions for 52 yards...Also returned one punt for a yard and returned six kickoffs 97 yards...Originally signed by Pittsburgh Steelers as free agent (4-26-99)...Waived prior to start of regular season...Drafted by Rhein Fire in seventh round of 2000 NFL Europe Draft...Finished spring season with 21 tackles and 11 passes defended...Also led Fire with three interceptions, including one for touchdown.

College: Four-year performer at North Carolina...Former walk-on that earned scholarship and became starter...Picked off five passes as senior, including one return for touchdown...Ranked second in ACC with 17 passes defended, which was second highest in school history...Posted 42 tackles (34 solo) and two forced fumbles in final season...Played sparingly in first three seasons, recording 23 tackles and one interception.

Personal: Born Stephen E. Fisher Jr. (5-20-76) in New Bern, NC...Prepped at New Bern Senior (NC) High...Four-sport star in football, basketball, baseball and track...Two-time All-Conference selection in football as running back and linebacker...Is an ordained minister...Single...Resides in Durham, NC.

Dan Goodspeed Tackle 6-6 300 Kent State

Pro: Signed by 49ers as free agent (4-26-01)...Originally signed by 49ers as free agent (7-22-00)...Appeared in four games during the 49ers preseason at left tackle...Waived (8-21-00).

College: Two-year starter at Kent State after transferring from Walsh University...Started all 11 games at right tackle as senior...Started all 11 games as junior at right tackle after making move from tight end in spring...Redshirted first year at Kent State after transferring...Earned two letters at Walsh University.

Personal: Born Dan Edward Goodspeed (5-20-77) in Cleveland, OH...Prepped at Lake (Uniontown, OH) High...Earned one letter in football in high school...Named to All-Federal League first-team as senior...Earned honorable mention All-County squad in senior season...Single...Resides in Hartville, OH.

Daniel Greer Defensive Tackle 6-2 290 Arizona

Pro: Signed by 49ers as free agent (2-9-01)...Allocated to Rhein Fire of NFL Europe (2-20-01)...Originally signed by 49ers as free agent (4-20-00)...Appeared in three games during 49ers preseason...Finished with two solo tackles...Waived (8-27-00)...Saw action with Los Angeles Avengers of Arena Football League in 1999.

College: Four-year performer at Arizona...Finished career with 106 tackles (72 solo), 16 tackles for loss and 14.5 sacks...Named first-team All-Pac-10 as senior...Started all 12 games and finished with 38 tackles (26 solo)...Also recorded nine sacks, 12 tackles for loss and two fumble recoveries...Tallied 33 tackles (22 solo) as junior...Also posted 13 tackles for loss and 4.5 sacks...Started four games as sophomore and finished with 18 tackles, three tackles for loss and one sack...Key reserve defensive end as redshirt freshman...Totaled 17 tackles (12 solo)...Redshirted as true freshman in 1995.

Personal: Born Daniel Paul Greer (3-2-76) in Salinas, CA...Prepped at North Salinas (CA) High...All-State as senior...Football captain as senior...Saw action on defense and offense...Earned *Blue Chip* All-America honors at tight end...Also earned letters in basketball and track...Married (Candi)...The couple resides in Salinas, CA.


Marcus Hill
Safety
6-3 217
Angelo State

Pro: Signed by 49ers as free agent (2-9-01)...Allocated to Amsterdam Admirals of NFL Europe (2-20-01)...Originally signed by 49ers as undrafted free agent (4-28-00)...Saw action in four pre-season games...Registered four tackles (two solo)...Waived (8-27-00).

College: Played one season at Angelo State after transferring from Ventura (CA) Junior College...Had 100 tackles (50 solo) as senior...Also posted four tackles for loss, one interception, four passes defended, one forced fumble and one recovered fumble...Lettered two seasons at Ventura JC at safety and linebacker...All-America selection.

Personal: Born Marcus Auriles Hill (6-1-76) in San Francisco, CA...Prepped at Oxnard (CA) High...All-State selection...Named defensive MVP of Texas-California All-Star game...Played strong safety and running back...Single...Resides in Ventura, CA.

Saladin McCullough Running Back 5-10 195
Oregon

Pro: Signed as free agent by 49ers (5-9-01)...Drafted by Los Angeles Xtreme of NFL (No. 464 overall) in 2000 XFL Draft...Rushed 88 times for 384 yards and five touchdowns for XFL Champion Xtreme...Also recorded 77 yards and one touchdown on 14 receptions.

College: Finished career at Oregon with 2,028 yards rushing and 24 touchdowns in only 19 games...Was first player ever at Oregon to rush for more than 2,000 yards...Rushed for 1,411 yards and nine touchdowns on 267 carries as senior...Accumulated 302 all-purpose yards (155 returns, 123 rushing and 24 receiving) vs. Stanford...Carried 122 times for 708 yards and 15 touchdowns as junior...Rushed for 1,090 yards and 12 touchdowns in 10 games at El Camino (CA) Junior College.

Personal: Born Saladin Rashed McCullough (7-17-75) in Monterey Park, CA...Prepped at John Muir (Pasadena, CA) High...Ran for school record 4,429 yards and 73 career touchdowns...Garnered first-team All-America honors as senior...Posted 2,139 yards and 36 touchdowns as senior...Single...Resides in Pasadena, CA.

Dee Moronkola
Cornerback
5-9 195
Washington State

Pro: Signed by 49ers (2-9-01)...Allocated to Berlin Thunder of NFL Europe (2-20-01)...Originally selected by Jacksonville Jaguars in seventh round (No. 242 overall) of 1999 NFL Draft...Placed on Injured Reserve (8-30-99)...Waived by Jacksonville (6-23-00)...Signed to Oakland practice squad (9-13-00)...Waived by Oakland (9-19-00).

College: Started 24-of-38 games at cornerback in four seasons at Washington State...Also saw time as kick returner...Totaled 118 total tackles in career and seven interceptions...Ranks fourth on school's all-time career kickoff yardage list with 1,005 yards...Earned All-Pac-10 honors as senior...Ranked second in nation as senior with 31.5 average on kickoff returns...Also scored two touchdowns...Recorded 42 tackles (33 solo), two interceptions and nine passes defended as senior...Started every game as junior, recording 34 tackles (26 solo), two interceptions and eight passes defended...Tallied 34 tackles (27 solo) as sophomore...Also grabbed two interceptions...Appeared in four games as true freshman, returning 10 kickoffs for 234 yards...Totaled eight tackles (four solo).

Personal: Born Adesola A. Moronkola (7-1-77) in Oakland, CA...Lettered three times in football and track at DeAnza (Richmond, CA) High...Rushed for 1,208 yards on 104 carries and 20 touchdowns...Also caught five touchdown passes and returned kickoff for touchdown as senior...Won North Coast Section title in 100-meter dash...Married...He and wife, Aisha, reside in Richmond, CA.

Al Rice
Linebacker
6-2 218
Mississippi

Pro: Signed by 49ers as free agent (2-12-01)...Allocated to Amsterdam Admirals of NFL Europe (2-20-01)...Originally signed by 49ers as undrafted free agent (4-24-00)...Waived (6-14-00).

College: Played in all 44 games at Mississippi and made nine starts...Posted 145 tackles in career (62 solo)...Also recorded two fumble recoveries, three quarterback pressures, four tackles for loss (22 yards), three sacks and two interceptions in four-year career at Ole Miss...Posted 45 tackles as senior, including 19 solo...Recovered fumble and returned 37 yards for touchdown at South Carolina...Had six tackles and one pass defended against Oklahoma in Independence Bowl...Started seven games as



junior...Recorded 42 tackles (20 solo) and two quarterback pressures as junior...Posted three tackles against Texas Tech in Independence Bowl as junior...Played in all 12 games as sophomore, posting 20 tackles (nine solo)...Played in all 11 games and posted 38 tackles (14 solo) as true freshman.

Personal: Born Al Leroy Rice (11-6-77) in Hattiesburg, MS...Prepped at Hattiesburg (MS) High...Named All-District 4-5A and second-team All-State as senior...Played tight end and linebacker in high school...Totaled 141 tackles, 14 sacks and two interceptions, including one returned for touchdown, in career...Caught 29 passes for 500 yards and 12 touchdowns...Also lettered in basketball...Single...Resides in Hattiesburg, MS.

Brennen Swanson Linebacker 6-2 238 Cal State Northridge

Pro: Signed by 49ers as free agent (2-12-01)...Allocated to Scottish Claymores of NFL Europe (2-20-01)...Waived by Scotland and picked up by Amsterdam Admirals...Originally signed by 49ers as undrafted free agent (4-25-00)...Waived (6-5-00).

College: Totaled 226 tackles (133 solo) in career...Also recorded 49 tackles for loss, 31.5 sacks, four fumble recoveries, two interceptions, 16 passes defended and two forced fumbles...Named first team All-America by *Hansen's National Weekly Football Gazette* as senior...Named third team All-America by *Teamlink.com* and *Sports Network*...As senior, was named first-team All-Big Sky...Team captain and team defensive MVP as senior...Posted 68 tackles (35 solo), 12.5 sacks, 24 tackles for loss (104 yards) and five passes defended as senior...Recorded at least one sack in eight of 11 games...Recorded 15.5 sacks, which led nation and broke school record, as junior...Also recorded 78 tackles (44 solo), 22 tackles for loss (94 yards) and two passes defended...Named to first team Big Sky All-Conference Defensive team...Honorable mention All-America by *Hansen's*...Named National I-AA Defensive Player-of-the-Week by *ESPN/USA Today* after registering eight tackles (seven solo), including fives tackles for loss, and career-high four sacks vs. Southern Utah...Was named team's most improved player as sophomore...Finished fifth on squad with 54 tackles (41 solo)...Also had one tackle for loss (four yards) and 1.5 sacks...Played in 10 games as freshman and registered 26 tackles (13 solo), two tackles for loss (five yards) and two sacks...Redshirted in 1995.

Personal: Born Brennen Robert Swanson (10-18-76) in Santa Barbara, CA...Prepped at Santa Ynez (CA) Valley Union High...Started two years at linebacker...Two-time All-Los Padres League selection...Earned All-Santa Barbara County, All-CIF and All-Area honors as senior...His teams won back-to-back league titles as junior and senior...Recorded 197 tackles and eight interceptions in two years...Also earned letters in soccer...Single...Resides in Northridge, CA.

James Tuthill Place Kicker 6-2 250 Cal Poly

Pro: Signed by 49ers as free agent (2-20-01)...Allocated to Rhein Fire of NFL Europe (2-20-01)...Originally signed by 49ers as free agent (7-5-00)...Saw action in two preseason games...Hit 33-yard field goal vs. San Diego (8-5)...Also made lone extra point attempt...Waived (8-21-00)...Signed with San Jose Sabrecats of Arena Football League out of college, but waived during first week of 1999 training camp.

College: Two-year performer at Cal Poly...Finished career completing 20-of-39 field goals (.513) with long of 48...Also handled punting duties, finishing career with 52 punts for 2,046 yards...Named second-team All-AWC as senior...Made 14-of-25 field goal attempts...Also had 47 punts for 1,869 yards...Completed 37-of-45 PATs...American West Conference Player-of-the-Week after connecting on three field goals and booting 51-yard punt vs. Western Montana...Made 6-of-14 field goal attempts as junior...Also punted five times for 177 yards...Set conference record with 48-yard field goal vs. Cal State Northridge...Missed just two PATs.

Personal: Born Joseph James Tuthill (3-25-76) in Upland, CA...Prepped at Upland (CA) High...Set school record with 57-yard field goal...First team All-CIF...Single...Resides in Chino, CA.



Josh White

Fullback

6-0 263

California

Pro: Signed by 49ers (6-11-01)...Originally signed by 49ers as undrafted free agent (4-20-00)...Saw action in all five preseason games...Rushed for five yards on two carries and caught three passes for 15 yards...Also posted one special teams tackle, forced one fumble and recovered another...Waived (8-27-00).

College: Rushed for 339 yards on 95 carries in three-year career at Cal...Also rushed for five touchdowns...Mainly used as blocking fullback as senior, but rushed for 92 yards on 17 carries...Also rushed for two touchdowns as senior, including four-yard touchdown run vs. Arizona State...Had career-long 62-yard run vs. UCLA...Rushed for 67 yards on 27 carries as junior...Also caught 14 passes for 93 yards...Rushed for career-high 180 yards on career-high 51 carries as sophomore...Carried ball 10 times for 41 yards at Arizona...Transferred to Cal after one season at Snow (UT) Junior College...Carried the ball 142 times for 619 yards as freshman...Also rushed for nine touchdowns...Caught 33 passes for 352 yards at Snow.

Personal: Born Joshua J. White (3-8-77) in Galveston, TX...Spent three years at Radford (Honolulu, HI) High...Graduated from Ferrington (Honolulu, HI) High...Earned all-state honors as senior...Is blind in left eye after childhood accident...Married (Ginger)...Couple resides in Albany, CA with daughter, Imani (9-24-97).

THE 2000 49ERS WERE...WHEN....

| | |
|------------------------------------|-----|
| Winning takeaway-giveaway battle: | 4-1 |
| Losing takeaway-giveaway battle: | 1-5 |
| In a game with no turnovers: | 0-1 |
| Leading at half-time: | 6-3 |
| Trailing at half-time: | 0-6 |
| Tied at half-time: | 0-1 |
| Scoring first: | 5-4 |
| Scoring 20 or more points: | 4-7 |
| Holding opponents under 17 points: | 4-0 |
| Passing for 200 yards or less: | 1-1 |
| Passing for 250 yards or more: | 3-7 |
| Passing for 300 yards or more: | 3-4 |
| Rushing for 100 yards or more: | 4-5 |
| Rushing for 150 yards or more: | 1-0 |
| Rushing for 100 yards or less: | 2-5 |
| Rushing 30 times or more: | 4-1 |
| Opponent pass for 250 or more: | 3-8 |
| Opponent pass for 300 or more: | 0-5 |
| Opponent pass for 200 or less: | 2-1 |
| Opponent rush for 100 or more: | 1-7 |
| Opponent rush for 100 or less: | 5-3 |
| Opponent rushes 30 times or more: | 0-7 |
| Defense scores: | 2-0 |
| Playing on grass: | 5-7 |
| Playing on turf: | 1-3 |
| Playing at home: | 4-4 |
| Playing on the road: | 2-6 |



2001 DRAFT CHOICES

ANDRE

CARTER

CALIFORNIA

96



- ♦ Ht: 6-4 Wt: 265 Born: 5-12-79
- ♦ (1st Round/No. 7 Overall)

DEFENSIVE END

Exceptional athlete who combines good size and power as pass rusher...Durable and tireless worker, Carter was on field for 805-of-810 defensive plays as senior...Went from 250 pounds as junior to 265 as senior...Measured 37-inch vertical leap.

Career: Started 37-of-43 games in four-year career at California... Finished with 173 tackles (113 solo) and school-record 31 sacks...Also second on career list with 55 tackles for loss (279 yards).

2000: Earned unanimous first-team All-America honors, including Associated Press and *Sporting News*...Earned Pac-10 Player-of-the-Week honors twice as senior...Started 11 games at defensive end...Finished with **CAREER-HIGH** 60 tackles (44 solo)...Led team with 13.5 sacks...Had six tackles, including two sacks, vs. UCLA...Registered nine tackles (six solo), four tackles for loss, 2.5 sacks and forced fumble vs. USC.

1999: Second-team All-America selection by *Football News* and *CBS Sportsline*...Also earned first-team All-Pac-10 honors as junior...Started all 11 games at defensive end...Finished with 53 tackles (33 solo)...Led Pac-10 with 20 tackles for loss (101 yards) and 10 sacks (83 yards)...Recorded nine tackles, including two sacks (23 yards), vs. Nebraska.

1998: Earned second-team All-Pac-10 honors as sophomore...Had 39 tackles (21 solo) and eight tackles for loss (42 yards)...Posted four sacks (32 yards)...Had two fumble recoveries vs. Oklahoma.

1997: Ranked fifth on team with seven tackles for loss...Had 21 tackles (15 solo) and 3.5 sacks as true freshman...Recorded 2.5 sacks in final three games of season...Posted season-high four solo tackles vs. Arizona State and Arizona.

High School: Prepped at Oak Grove (San Jose, CA) High...Earned first-team *USA Today* All-America honors as senior...Was rated top defensive lineman and All-America by *Parade Magazine*...Named Gatorade California state Player-of-the-Year in 1996.

Personal: Born Andre Carter (5-12-79) in Denver, CO...Earned degree in American studies... Father, Rubin, played for Denver Broncos (1975-86) and now coaches with N.Y. Jets...Single...Resides in San Jose, CA.

JAMIE

WINBORN

VANDERBILT

55



- ♦ Ht: 5-11 Wt: 242 Born: 5-14-79
- ♦ (2nd Round/No. 47 Overall)

LINEBACKER

Punishing run stopper with great speed...Very effective blitzing off the edge...Three-year starter, regarded as one of the finest linebackers to play at Vanderbilt...Started every game in career...Ran 4.58 in 40-yard dash with a 32.5-inch vertical jump.

Career: Three-year starter at Vanderbilt...Finished career with 377 tackles (236 solo), 16.5 sacks (105 yards) and 45 tackles for loss (198 yards)...All-America Dream Team selection by *Sports Xchange* as



junior...Second-team All-America by *Football News* and first-team All-SEC as sophomore... Freshman All-America by *Sporting News* and *Football News*.

2000: Named to All-America Dream Team by *Sports Xchange* as junior...Started final nine games at linebacker...Finished second on team with 105 tackles (62 solo)...Also posted three sacks (25 yards), seven tackles for loss (36 yards), five quarterback pressures and two forced fumbles...Posted season-high 19 tackles (10 solo) and forced fumble vs. Wake Forest...Had best game of season vs. Florida, posting 12 tackles (nine solo), three sacks for 25 yards, five tackles for loss (30 yards) and two quarterback pressures, one that resulted in interception.

1999: *Football News* All-America second-team selection...First-team All-SEC...Led SEC in tackles for second consecutive season with 141 tackles (95 solo)...Also tallied 5.5 sacks (23 yards) and team-high 23 tackles for loss (67 yards)...Registered 16 tackles (10 solo) vs. Northern Illinois...Posted CAREER-HIGH 20 tackles vs. South Carolina...Finished season with 17 tackles (11 solo) vs. Tennessee.

1998: Freshman All-America by *Sporting News* and *Football News*...Freshman All-SEC by *Knoxville News-Sentinel*...Second-team All-SEC selection...Led conference with 131 tackles (79 solo)...Led team with eight sacks (57 yards) and 15 tackles for loss (95 yards)...Forced two fumbles, recovered one fumble and tallied three quarterback pressures...Totaled 15 tackles, one sack and one tackle for loss in first game with Vanderbilt...Had 15 tackles (10 solo) vs. Kentucky...Closed out season with 13 tackles (nine solo) and one tackle for a loss of five yards, vs. Tennessee.

1997: Redshirted as true freshman.

High School: Prepped at Wetumpka (AL) High...Named All-Metro, All-Region, All-District and second-team All-State as senior...Played linebacker and fullback...Recorded 137 tackles (89 solo) and rushed 11 times for 159 yards as senior...As sophomore, competed in 100-meter dash and 4x100 relays at Texas Regionals.

Personal: Born Jamie Winborn (5-14-79)...Majored in human and organizational development...Member of Fellowship of Christian Athletes...Resides in Wetumpka, AL.

KEVAN

BARLOW

PITTSBURGH

32



♦ Ht: 6-1 Wt: 238 Born: 1-7-79
♦ (3rd Round/No. 80 Overall)

RUNNING BACK

Physical inside runner with good balance and lateral quickness...Elusive runner, who can break tackles...Has shown good hands and speed out of backfield...Timed at 4.5 in 40-yard dash.

Career: Gained 2,324 yards with 20 touchdowns on 486 carries...Was only ninth player in school history to rush for over 2,000 yards and did it in only 15 starts...Ranks 11th on school's career scoring list with 144 points.

2000: Started 10-of-11 games at running back...Carried 197 times for 1,053 yards and eight touchdowns...Gained over 100 yards six times...Ranked fourth in Big East Conference with 95.7 rushing yards per game...Also had 123 yards on 13 receptions...Rushed 33 times for 272 yards and four touchdowns vs. West Virginia...Closed out career with 114 yards on 22 carries and one touchdown vs. Idaho State in Insight.com Bowl.

1999: Second-team All-Big East selection as junior...Saw action in 10 games, starting four...Had 630 yards and six touchdowns on 141 carries...Also hauled in six receptions for 94 yards and one touchdown...Ran for season-high 206 yards and two touchdowns vs. Kent...Carried 25 times for 108 yards and one touchdown vs. Syracuse...Also threw 13-yard touchdown pass vs. Orangemen.

1998: Appeared in nine games, starting one...Led team with 121 carries for 533 yards and four touchdowns...Had 140 yards and one touchdown on 11 receptions as sophomore.

1997: Saw action in seven games as true freshman...Carried 27 times for 108 yards and two touchdowns...Also caught six passes for 140 yards and one touchdown.



High School: Prepped at Peabody (Pittsburgh, PA) High...Two-time All-City choice...Rushed for 3,121 yards and 31 touchdowns...Also had 433 yards and 10 touchdowns receiving...Made 33 tackles, including 3.5 sacks, and one interception, which he returned for touchdown as safety during senior season.

Personal: Born Kevan C. Barlow (1-7-79)...Criminal justice/administration of justice major...Resides in Pittsburgh, PA.

CEDRICK WILSON

TENNESSEE

84

♦ Ht: 5-10 Wt: 179 Born: 12-17-78
♦ (6th Round/No. 169 Overall)

WIDE RECEIVER



Pound-for-pound, one of the toughest players on the field...Makes up for lack of ideal size with fine field quickness...Uses hands well to avoid being tied up at the line...Runs precise routes, showing sharp foot movements to define his cuts and accelerate past the defender...Ran 4.55 in the 40-yard dash and posted 32.5-inch vertical jump.

Career: Accounted for 2,137 yards and 24 touchdowns on 159 receptions during career...All-SEC second-team selection as senior and junior...His 2,137 receiving yards ranks fourth on school's all-time record list...Returned 12 kickoffs for 234 yards in career...Also returned two punts for 12 yards.

2000: All-SEC second-team selection by Associated Press...Played in every game, starting eight contests at split end...Led team with **CAREER-HIGH** 62 receptions for 681 yards and 12 touchdowns...Also had 14-yard kickoff return...Caught six passes for 117 yards and two touchdowns against Kentucky...Closed out career with three catches for 54 yards against Kansas State in Cotton Bowl.

1999: All-SEC second-team selection by Associated Press...Played in every game, earning nine starting assignments at split end...Led Vols with 57 catches for **CAREER-HIGH** 827 yards and four touchdowns...His 827 yards rank ninth on school's season record list...Gained over 100 yards receiving in three games...Added 50 yards on three kickoff returns and also had 12-yard punt return...Gained 112 yards on six catches against Auburn...Notched seven receptions for 75 yards and threw 44-yard touchdown pass against Nebraska in Fiesta Bowl.

1998: Appeared in every game, recording nine starts...Finished second on team with 33 catches for 558 yards and six touchdowns...Gained 84 yards on four kickoff returns...Totaled 100 yards on four grabs, including 55-yard touchdown...Recorded one catch against Florida State in Fiesta Bowl.

1997: Saw action in every game at split end...Caught seven passes for 71 yards and two touchdowns...Returned four kickoffs 88 yards and had punt return for no gain.

High School: Prepped at Melrose (Memphis, TN) High...Listed as state's best quarterback by *Memphis Commercial Appeal*, the second-best player in state by *Knoxville News-Sentinel*...Earned Schutt Sports All-America honors...Competed in Tennessee-Kentucky All-Star game...Rushed for 579 yards as senior...MVP of state championship.

Personal: Born Cedrick Wilson (11-17-78)...Earned degree in urban studies...Resides in Memphis, TN.

ROOKIE RUNNERS

The last time a rookie led the 49ers in rushing was in 1990 when Dexter Carter finished with 460 yards on 114 carries. Vic Washington holds the team record for most yards rushing by a rookie with 811 yards on 191 carries in 1971.



RASHAD HOLMAN

LOUISVILLE

26



♦ Ht: 5-11 Wt: 191 Born: 1-17-78
♦ (6th Round/No. 179 Overall)

CORNERBACK

PLAYERS

Very productive pass defender with explosive straight-line speed...Excels in man and bump coverage, jamming receivers at line...Shows range and recovery quickness to make plays at opposite end of field...Three-year starter at Louisville.

Career: Started 33-of-41 games in four-year career...All-Conference USA second-team selection as senior...Second all-time in school history with 43 passes defended (Sam Madison, 44, 1993-96)...Totaled 157 tackles (130 solo) in career...Also forced one fumble and recovered another...Registered 14 interceptions (89 yards), one tackle for loss (two yards) and 43 passes defended.

2000: Earned All-Conference USA second-team honors as senior...Started all season and finished with 51 tackles (42 solo), **CAREER-HIGH** six interceptions (32 yards) and **CAREER-HIGH** 20 passes defended, which led conference and broke school's season record...Tied for seventh in nation with six interceptions...Totaled three solo tackles, four passes defended, including one in end zone, and one interception in overtime vs. Kentucky...Picked off two QB Chris Weinke passes vs. Florida State...Intercepted two passes, defended three and totaled five tackles vs. Houston...Finished career with four tackles (two solo) and one pass defended vs. Colorado State in Liberty Bowl.

1999: Started every game as junior...Totaled 45 tackles (39 solo), five interceptions (57 yards), one forced fumble and team-high 10 passes defended...Registered five tackles (three solo), one pass defended and an interception vs. Memphis...Had three consecutive games with an interception vs. Memphis, Houston and UAB...Added 12 tackles and two passes defended vs. Boise State in Humanitarian Bowl.

1998: Finished season with 51 tackles (42 solo), two interceptions, one tackle for loss (two yards) and 12 passes defended as sophomore...Started and played in nine games...Began year with 11 tackles (10 solo) and pass defended vs. Kentucky...Tallied nine tackles (eight solo) vs. Boston College...Registered six tackles and pair of passes defended vs. Marshall in Motor City Bowl.

1997: Reserve cornerback...Saw action mostly on special teams...Finished season with 10 tackles (seven solo), one interception and fumble recovery for touchdown...Bothered early in season with shoulder injury...Totaled five tackles and returned fumble recovery for touchdown in first career start as freshman vs. Memphis.

1996: Redshirted as true freshman.

High School: Prepped at Male (Louisville, KY) High...Named All-State by Associated Press, *Louisville Courier-Journal* and *Lexington Herald-Leader* as senior...Also named All-District and All-County...Caught 27 passes for 780 yards as senior...Also registered 65 tackles and rushed for 392 yards...Accounted for 19 touchdowns in final season...Member of State Championship team in 1993...Lettered three years in football and basketball and two years in baseball.

Personal: Born Rashad Holman (1-17-78)...Majored in business administration with emphasis in accounting...Resides in Louisville, KY.

LINEBACKER U

By adding Jamie Winborn and Alex Lincoln in the 2001 draft, the 49ers have now selected 37 linebackers in the draft since 1979. That is more than any other position in that span.

**MENSON****HOLLOWAY**

UTEP

93

- ◆ Ht: 6-2 Wt: 284 Born: 7-12-78
- ◆ (6th Round/No. 191 Overall)

DEFENSIVE END

Shows quickness getting on edge of offensive linemen...Holds ground firmly at point of attack...Rolls hips effectively, showing good foot agility in gap...Creates problems in backfield with acceleration and uses hands well to push the pocket.

Career: Two-year starter who was originally recruited as tight end...Ranks third all-time in sacks for Miners...In 45 contests, earned 18 starting assignments...Finished career with 105 tackles (72 solo)...Recorded 12.5 sacks (80 yards) and 23 tackles for loss (101 yards)...Also saw action at outside linebacker before growing into role on defensive line.

2000: All-WAC first-team selection...Scheduled to play as reserve, but named to starting role following stellar fall camp...Recorded 54 tackles (34 solo) with 10.5 sacks (72 yards) and 16 tackles for loss (73 yards)...Tied school season-record with 16 stops behind the line of scrimmage...Credited with 30 quarterback pressures...Caused four fumbles and deflected two passes...Pressured All-American passer Josh Heupel four times (one resulted in an interception), recorded 10-yard sack and posted five tackles (four solo) against Oklahoma...Closed out career at Humanitarian Bowl with seven tackles (four solo), three sacks for 23 yards, four stops behind the line of scrimmage and pass defended.

1999: Appeared in every game, starting five...Recorded 43 tackles (32 solo) with two sacks (eight yards) and seven tackles for loss (28 yards)...Also notched fumble against Arizona.

1998: Played in eight games, seeing limited action at defensive end and outside linebacker...Finished with pair of tackles.

1997: Appeared in three games as reserve defensive end before being granted medical redshirt after suffering torn tendon in ring finger against Utah.

1996: Appeared in every game as reserve tight end, but did not catch any passes.

High School: Honorable mention All-City pick during three-year football career as tight end and linebacker at Andress (El Paso, TX) High...Added two letters in basketball and one in track.

Personal: Born Menson Holloway (7-12-78) in El Paso, TX...Earned degree in kinesiology.

ALEX**LINCOLN**

AUBURN

56

- ◆ Ht: 6-0 Wt: 251 Born: 11-17-77
- ◆ (7th Round/No. 209 Overall)

LINEBACKER

Hard-hitting overachiever with fluid sideline-to-sideline range...Has outstanding linear speed...Makes quick decisions while attacking...Has strength to shed blocks and quickness to run down ball carrier outside the box...Gets good depth dropping off in pass coverage.

Career: Joined team as redshirt walk-on in 1998 after two years at Mississippi College...Collected 169 tackles (95 solo), 11 tackles for loss in 23 starting assignments for Tigers.

2000: All-SEC second-team selection by *The Sports Xchange*...Recipient of coaches' Eddie Welch Attitude and Effort Award...Started every game at middle linebacker, leading team with 77 tackles (50 solo)...Had six tackles for loss (17 yards) and recovered fumble...Intercepted pass and



deflected two others...Recorded quarterback pressure that resulted in interception and also notched seven tackles (five solo) against Arkansas...Closed out career with six-tackle performance against Michigan in Citrus Bowl.

1999: Granted scholarship after joining team as walk-on previous season...Started every game at middle linebacker, leading team with 92 tackles (45 solo)...Credited with 1.5 sacks (10 yards) and five tackles for loss (26 yards)...Intercepted one pass and deflected another...Also had one forced fumble...Posted season-high 15 tackles (nine solo), including one for 11-yard loss against Arkansas.

1998: Redshirted after transferring to Auburn...Performed on scout team.

1997: First-team All-Southwest Conference and Academic All-Conference selection as middle linebacker at Mississippi College...Lead team to conference title as sophomore...Started 10 games, finished second on squad with 708 tackles (37 solo)...Notched seven sacks (64 yards) and 11 tackles for loss (75 yards)...Caused three fumbles and recovered two others...Blocked three kicks and deflected six passes.

1996: Named Mississippi College's Most Valuable Freshman.

High School: Lettered in football at Murphy (Mobile, AL) High.

Personal: Born Alex Lincoln (11-17-77) in Meridian, MS...Health administration major...Has pair of pet pythons...Resides in Mobile, AL.

ERIC

JOHNSON

YALE

82



♦ Ht: 6-3 Wt: 256 Born: 9-15-79
♦ (7th Round/No. 224 Overall)

TIGHT END

Has played wide-receiver, tight end, fullback and tailback...Also used as team's punter...Earned All-Ivy League honors in 2000...Very productive receiver...Has soft hands and good concentration.

Career: Finished career with 182 receptions for 2,144 yards and 23 touchdowns...Broke 11 school receiving records, including career receptions (181), career receiving yards (2,144) and touchdowns (23)...Caught at least one pass in last 24 games...Broke school's single-season mark with 67 receptions as junior and broke own record with 86 receptions as senior...Rushed for 12 yards on one carry...Named All-Ivy League as senior...Saw time as team's punter, amassing 4,233 yards on 68 punts, for 39.2 yard average.

2000: Played in all 10 games as senior...Won All-Ivy League conference honors as wide receiver (first-team) and punter (honorable mention)...Named first-team All-New England...Won Harry Agganis Award from New England Sports Writers, given annually to outstanding senior in New England...Set CAREER-HIGHS and broke own school record with 86 receptions for 1,007 yards and 14 touchdowns...Also rushed once for 12 yards...Had five 100-yard receiving games...Caught 13 passes for 172 yards and two touchdowns vs. Penn...Finished season with 13 receptions for 113 yards and two touchdowns at Harvard...Had 53 punts for 2,026 yards, for 38.2 yard average.

1999: Named second-team All-Ivy League as receiver and punter...Set school record with 67 receptions for 858 yards and nine touchdowns as junior...Set Ivy League record with 21 receptions in game vs. Harvard...Named first-team GTE Academic All-America...Had 44 punts for 1,805 yards as junior...Average of 41.0 is school record.

1998: Caught 24 passes for 224 yards as sophomore...Also rushed once for no gain...Punted in one game, with 11 punts for 402 yards (36.5 yard average).

1997: Caught four passes for 55 yards in limited action as freshman.

High School: Prepped at Needham (MA) High...Lettered in football, basketball and volleyball...Named one of top players in Massachusetts by *USA Today*...Received Scholar-Athlete Award from Eastern Massachusetts Chapter of the National Football Foundation and Hall of Fame.

Personal: Born Eric Johnson (9-15-79)...Majored in business...Resides in Needham, MA.



2001 ROOKIE FREE AGENTS

Hilton Alexander Wide Receiver 6-1 183

Morris Brown

Pro: Signed by 49ers as undrafted free agent (4-26-01).

College: Four-year starter at wide receiver...Finished career with 82 receptions for 1,685 yards and 14 touchdowns...Gained over 100 yards receiving in 22 games during career...Played and started in four games as senior...Finished with eight receptions for 189 yards and two touchdowns as senior...Also carried once for six-yard gain...All-Southern Conference selection as junior...Started nine games at wide receiver as junior...Registered 26 receptions for 504 yards and six touchdowns...Caught four passes for 143 yards and two touchdowns vs. Clark-Atlanta...Started all 11 games as sophomore...Hauled in career-high 37 receptions for 739 yards and four touchdowns...Appeared in 11 games, starting six as freshman...Recorded 253 yards and two touchdowns on 11 receptions...Redshirted in 1996.

Personal: Born Hilton DeKeith Alexander (6-15-78) in Atlanta, GA...Prepped at Southside Comprehensive (Atlanta, GA) High...Single...Resides in Atlanta, GA.

David Allen

RB/KR

5-9 195

Kansas State

Pro: Signed by 49ers as undrafted free agent (4-27-01).

Career: Four-year starter at Kansas State...Totaled 41 punt returns for 1,646 yards and one touchdown in career, which is school record, Big 12 record and ranks second in NCAA history...Only player in college football to return punts for touchdowns in three-straight games and to twice return punts for touchdowns in back-to-back games...Rushed for 783 yards on 168 carries with eight touchdowns in career...Also caught 12 passes for 142 yards and two touchdowns as Wildcat...Saw action as kick-off returner, returning 10 kickoffs for 269 yards...Started three-of-nine games as senior...Returned 12 punts for 123 yards...Also rushed for 230 yards on 62 carries and one touchdown...Caught six passes for 55 yards as senior...Returned lone kickoff 17 yards...Ankle injury sidelined him for four games...All-America first-team selection by American Football Coaches Association and second-team honors from *The Sporting News* as junior...Finalist for Mosi Tatupu Award, given annually to nation's top special teams player...First-team All-Big 12...Earned Big 12 Player-of-the-Week honors twice...Had 28 punt returns for 390 yards and two touchdowns...Rushed for 364 yards on 74 carries and career-high six touchdowns, which was third-highest total on squad...Caught four passes for 40 yards and one touchdown...Returned five kickoffs for career-high 149 yards...Named first-team All-America by Football Writers Association and *The Sporting News* as sophomore...All-Big 12 first-team selection...Earned Big 12 Player-of-the-Week honors vs. Texas, when became first player in college history to return punt for touchdown in three straight games...Also returned punt 93 yards for touchdown in that game, which is second longest in school history...Finished season with 730 yards on 33 punts, which broke school and conference records for punting return yards in season, and is second most in NCAA history...Scored four touchdowns on punt returns, which broke school and conference records...Rushed for 177 yards on 31 carries with one touchdown...Also returned two kickoffs for 53 yards...Appeared in 10 games, seeing action mostly on special teams as freshman...Returned 30 punts for 403 yards and one touchdown, which ranked second in Big 12 and 16th in nation...Also rushed once for 12 yards...Caught two passes for 47 yards and one touchdown...Also returned two kickoffs for 50 yards...Redshirted as true freshman.

Personal: Born David Allen (2-9-78) in Eules, TX...Prepped at Liberty (MO) High...Listed as ninth-best running back in Big Eight region by *Blue Chip Illustrated*...Earned All-America honors as senior...Earned first-team All-Conference honors at running back and defensive back as junior and senior...Gained 287 yards on 18 carries and scored six touchdowns in single game...Rushed for 1,471 yards and 19 touchdowns as senior...All-Conference centerfielder for baseball squad...Single...Resides in Liberty, MO.

Tom Ashworth

Tackle

6-6 295

Colorado

Pro: Signed by 49ers as undrafted free agent (4-26-01).

College: Started college career as tight end and switched to offensive tackle as junior...Started all 11 games at tackle as senior...Graded out as team's top lineman...Played 774-of-775 plays...Led way for seven rushing touchdowns as senior...Saw action in all 11 games as junior...Began year as



tight end and was moved to tackle fifth game of season due to injury...Led way for five rushing touchdowns as tackle in first season at position...Started all 12 games at tight end as sophomore...Caught 10 passes for 135 yards... Returned two kickoffs for 31 yards...Saw action in all 11 games at tight end and on special teams as freshman...Also returned three kickoffs for 26 yards.

Personal: Born Thomas F. Ashworth (10-10-77) in Denver, CO...Prepped at Cherry Creek (Englewood, CO) High...Earned *Blue Chip* All-America honors and first-team 5-A All-State as senior...Started two years at left tackle, allowing only one sack as senior...Won 5-A State championship as junior and senior...Also played baseball...Single...Resides in Denver, CO.

Al Blades

Safety

6-2 205

Miami

Pro: Signed by 49ers as undrafted free agent (4-25-01).

College: Totaled 252 tackles (121 solo) in five-year career at Miami...Also recorded one sack, three interceptions (78 yards), 10 passes defended, three forced fumbles and three fumble recoveries...Saw action in 11 games as senior...Posted 81 tackles (42 solo), one sack, one interception (one yard) and four passes defended as senior...Had 10 tackles (five solo) and one pass defended vs. McNeese State...Started 11-of-12 games at safety as junior...Was third on team with career-high 89 tackles (32 solo)...Also had one interception (17 yards), three passes defended, one forced fumble and one fumble recovery...Had career-high 20 tackles and one pass defended vs. Syracuse...Appeared in 11 games, starting seven as sophomore...Was fourth on team with 82 tackles (42 solo)...Also registered one interception (60 yards), three passes defended, one forced fumble and one fumble recovery as sophomore...Suffered torn lateral collateral ligament during first day of fall practice, sidelining him as freshman.

Personal: Born Alfonso Christopher Blades (3-19-77) in Ft. Lauderdale, FL...Prepped at Plantation (FL) High...Second-team All-State as senior...Two-year starter at safety and punt returner...Recorded 121 tackles and five interceptions as senior...Named team's Defensive Player-of-the-Year...Tied team record with 19 tackles in single game...Brothers, Bennie and Brian, played at Miami and in NFL...Resides in Plantation, FL.

Wes Call

Tackle

6-7 310

Washington

Pro: Signed by 49ers as undrafted free agent (4-27-01).

College: Appeared in 21-of-22 games during two-year career...Was member of Washington's 2001 Rose Bowl Championship team...Anchor on line that helped team lead Pac-10 in rushing for second consecutive year...Helped team to rush for 245 yards in second half of 34-24 Rose Bowl victory...Saw action at right tackle all season, starting one game as junior...First-team All-America as sophomore at Gridwire Junior College...All-NorCal Conference and All-Northern California regional selection as freshman.

Personal: Born John Wesley Call (10-17-78) in Columbus, OH...Prepped at Petaluma (CA) High...Played on offensive and defensive line...Also earned All-League honors as senior in basketball...Single...Resides in Petaluma, CA.

Antonio Chatman

Wide Receiver 5-8 186

Cincinnati

Pro: Signed by 49ers as undrafted free agent (4-26-01).

College: Appeared in 20 games, starting 16 at Cincinnati after transferring from El Camino (CA) Junior College...Hauled in 112 career receptions for 1,814 yards and eight touchdowns, including 68 receptions for 953 yards at Cincinnati...Started every game at wide receiver as senior at Cincinnati...Recorded 46 receptions for 609 yards and two touchdowns...Also returned 24 kickoffs for 476 yards and 22 punts for 172 yards...Averaged 114.3 all-purpose yards per game...Caught career-high 10 passes for 119 yards vs. Wisconsin...Saw action in nine games, starting five in first season at Cincinnati...Finished fourth on team with 22 receptions for 354 yards and one touchdown...Also had 251 yards on nine kickoff returns...Two-time All-League selection at El Camino Junior College...Caught 36 passes for 704 yards and three touchdowns...Added 19 kickoff returns for 420 yards and 15 punt returns for 143 yards.

Personal: Born Antonio T. Chatman (2-12-79) in Jackson, AL...Prepped at Dorsey (Los Angeles, CA) High...League Most Valuable Player as senior...Led team to 14-1 record and state title as junior...Single...Resides in Los Angeles, CA.


Stephen Cheek **Punter** **6-4 200** **Humboldt State**

Pro: Signed by 49ers as undrafted free agent (4-25-01).

College: Punter with powerful leg and good ball control...Had 126 career punts for combined 4,443 yards (35.3 avg.) after transferring from University of Massachusetts in 1997...Recorded 2,124 yards on 60 punts as senior...Had long of 63 yards with seven touchbacks...Had only one punt blocked despite having five different long snappers throughout year...Recorded seven punts for 36.4 average vs. Western Washington...Averaged 38.0 yards per punt on season-high eight punts vs. St. Mary's (CA)...Had career-high 62 punts in first full season as punter as junior...Also filled in at quarterback...Punted only four times before season-ending knee injury in 1998.

Personal: Born Stephen Andrew Cheek (4-18-77) in Westfield, N.J...Prepped at Westfield (NJ) High...Was MVP and All-Conference quarterback as senior...Single...Resides in Westfield, NJ

Dave Costa **Guard** **6-5 307** **Wisconsin**

Pro: Signed by 49ers as undrafted free agent (4-26-01).

College: Four-year performer at Wisconsin...Started all 41 games he played in at right tackle, left tackle and right guard...Team registered 1,000-yard rusher all four years...Limited to five games due to broken leg as senior...Team averaged 196.1 yards per game (20 yards less per game when Costa was out of lineup)...Started every game at right guard as junior...Led line, which ranked third in nation with 275.4 yards rushing per game...All-Big Ten Conference honorable mention as sophomore...Started all 12 games at right guard...Allowed only three quarterback sacks all year...Anchored line that led Big Ten with 215.9 yards rushing per game...Started all 12 games as redshirt freshman...Registered 41 key blocks as Wisconsin generated 4,500 yards total offense.

Personal: Born David C. Costa (9-8-78)...Prepped at Ellwood City (PA) High...*Pittsburgh Post-Gazette* "Fabulous 22" and team MVP as senior...Two-time All-Conference two-way lineman...Also had 15 receptions as tight end...Single...Father, Donald, played football at Notre Dame...Resides in Ellwood City, PA.

Larry Davis **Wide Receiver** **5-9 185** **New Mexico**

Pro: Signed by 49ers as undrafted free agent (4-26-01).

College: Started 9-of-23 games in college career, including 4-of-12 at New Mexico...Posted 27 career receptions for 413 yards and two touchdowns...Also had 335 yards on 13 kickoff returns and 18 yards on one punt return...Had 10 receptions for 150 yards and two touchdowns as senior...Led Mountain West Conference in punt return average with 25.8 yards per return...Had season-high three catches for 53 yards and one touchdown vs. Northern Arizona...Recorded 17-yard catch and five kickoff returns for 152 yards vs. BYU...Redshirted 1999 season at New Mexico after transferring from Illinois...Played in 11 games, starting five at Illinois...Posted 17 receptions for 263 yards.

Personal: Born Larry Dewayne Davis (11-5-77) in Houston, TX...Prepped at Houston Lamar (TX) High...Split time between receiver and tailback...All-State receiver as senior with 45 receptions for 600 yards and 10 touchdowns...Also four-year letterman in track...Single...Resides in Houston, TX.

Shane Elam **Linebacker** **6-1 240** **Mississippi**

Pro: Signed by 49ers as undrafted free agent (4-26-01).

College: Finished career with 93 tackles (52 solo), 9.5 sacks (110 yards) and 18 tackles for loss...Appeared and started in 11-of-12 games at defensive end as senior...Credited with 32 tackles (18 solo)...Second on team with 10 tackles for loss (74 yards)...Also had four sacks (66 yards) and one forced fumble...Appeared in all 12 games, making seven starts as junior...Tallied 39 tackles, including 19 solo...Recorded career-high eight tackles vs. Alabama...Posted two tackles vs. Oklahoma in Sanford Independence Bowl...Saw action in all 12 contests, making three starts, as sophomore...Had 22 tackles, including 16 solo...Also recorded two tackles for loss and two sacks (11 yards)...Had 87-yard interception return for touchdown at Vanderbilt...Had two tackles and one pass defended vs. Texas Tech in Sanford Independence Bowl...Moved from linebacker to defensive end in spring...Transferred from University of Tennessee and sat out 1997 season...Was a member of University of Tennessee football team, but redshirted in 1996 season.



Personal: Born Shane Farrar Elam (11-6-77)...Prepped at Covington (TN) High...Played linebacker, defensive end, tight end and fullback...All-District linebacker as senior...Had 194 career tackles...Earned letters in football, baseball and basketball...Single...Resides in Covington, TN.

Jimmy Farris**Wide Receiver 6-0 200****Montana**

Pro: Signed by 49ers as undrafted free agent (4-26-01).

College: Started 33-of-41 games at Montana...Finished career with 129 receptions for 2,233 yards and 21 touchdowns...Named first-team All-Big Sky as senior...Recorded 51 receptions for 1,003 yards and eight touchdowns, becoming only eighth player in school history to break 1,000-yard barrier...Ranked fourth in Division I-AA, averaging 91.2 receiving yards per game...Had eight 100-yard receiving games...Registered 45 receptions for 701 yards and eight touchdowns as junior...Had three 100-yard receiving games...Slowed much of sophomore year with ankle injury...Posted 17 receptions for 261 yards and two touchdowns...Earned team's Freshman-of-the-Year Award in 1997...Had 16 receptions for 268 yards and three touchdowns...Redshirted in 1996.

Personal: Born James Robert Farris (4-13-78) in Lewiston, ID...Prepped at Lewiston High...Single...Resides in Lewiston, ID.

Brandon Godsey**Corner Back 6-0 200****Miami (Ohio)**

Pro: Signed by 49ers as undrafted free agent (4-27-01).

College: Three-year starter at Miami (OH) after walking on as freshman...Totaled 259 tackles (169 solo), 26 passes defended and five interceptions...Moved from safety to corner as senior...Led team with 107 tackles (63 solo), 14 passes defended and two interceptions...Registered career-high 18 tackles (eight solo) at Eastern Michigan...Recorded 10 tackles (eight solo) and career-high three passes defended vs. Ohio State...Started 11 games at corner as junior...Registered 70 tackles, eight passes defended and one interception as junior...Had 14 tackles (10 solo) at Bowling Green...Started all 11 games at cornerback as sophomore...Was fifth on team with 64 tackles (45 solo) and two interceptions...Registered season-high 12 tackles (eight solo) and first career interception vs. Toledo...Played in all 11 games as redshirt freshman and registered 18 tackles (12 solo)...Made team as walk-on as freshman, but did not play.

Personal: Born Brandon L. Godsey (9-10-78)...Prepped at Shawnee (Springfield, OH) High...Had 56 tackles, five interceptions and eight passes defended as senior...Also had 17 receptions for 320 yards and 62 rushes for 550 yards...Also ran track...Single...Resides in Springfield, OH.

Moses Harper**Defensive Tackle 6-4 275****Lambuth**

Pro: Signed by 49ers as undrafted free agent (4-20-00).

College: Recorded 109 career tackles, including 15 for loss and six sacks...Started all 12 games at Lambuth after transferring from Alabama State...Totaled 51 tackles (12 solo) and career-high three sacks...Had seven tackles and one sack at Union College...Finished with 14 tackles and one sack as Junior at Alabama State...Saw action in 11 games as sophomore...Finished with 17 tackles, including five for loss, and two sacks as sophomore...Played in 10 games as freshman...Tallied 27 total tackles, including three for loss.

Personal: Born Moses Harper (8-9-78) in Memphis, TN...Prepped at Northside (Memphis, TN) High...Lettered in football and basketball...Married (Myllia)...Couple resides in Memphis, TN with daughter, Sari (9-1-99).

Shawn Hay**Defensive End 6-4 250****South Florida**

Pro: Signed by 49ers as undrafted free agent (4-26-01).

College: Four-year starter at defensive end...Registered 154 career tackles, including 82 solo...Also set school record with 18 career sacks for 112 yards...Recorded 27 tackles, including 10 for loss (26 yards), as senior...Started all 11 games at defensive end as junior...Had 43 tackles, three sacks and career-high three forced fumbles...Had season-high eight tackles, including two for loss, vs. Hofstra...Led defensive line with career-high 46 tackles and nine tackles for loss, including four sacks (18 yards)...Tied career-high with two sacks vs. The Citadel...Started 9-of-11 games as true freshman...Finished year with 38 tackles (26 solo) and career-high eight sacks (66



yards)...Had three tackles for loss, including career-high two sacks, vs. Kentucky Wesleyan...Posted season-best seven tackles vs. Charleston Southern.

Personal: Born Shawn Jonathan Hay (8-8-78)...Prepped at Jupiter (FL) High...First-team All-Conference as senior...Posted 68 tackles, three sacks, nine passes defended and eight fumble recoveries as junior...Also lettered in track...Single...Resides in Jupiter, FL.

Grant Heard**Wide Receiver 6-3 200****Mississippi**

Pro: Signed by 49ers as undrafted free agent (4-26-01).

College: Played in 45 games, starting 33 in five-year career at Mississippi...Hauled-in-school record 142 receptions for 2,029 yards and 16 touchdowns in career...Started all 11 games at wide receiver as senior...Led team with 44 receptions for 655 yards and nine touchdowns...Had career-high 169 yards and two touchdowns on seven catches vs. UNLV...Redshirted in 1999...Started every game at wide receiver as junior...Second on team with 40 receptions for 559 yards and four touchdowns...Caught nine passes for 98 yards, including 44-yard touchdown with 44 seconds remaining to send game into overtime, vs. Southern Methodist...Appeared in all 11 games, starting seven as sophomore...Recorded 35 receptions for 513 yards and one touchdown...Had three receptions for 81 yards and one touchdown in Motor City Bowl vs. Marshall...Saw action in all 11 games, starting four as true freshman...Caught 21 passes for 291 yards and two touchdowns.

Personal: Born Grant O'Neil Heard (3-4-78) in Bay City, TX...Prepped at Brazoswood (Clute, TX) High...Doubled as wide receiver and defensive back...Selected team's Most Valuable Player as senior...Also played basketball...Brother, Ronnie, is safety for 49ers...Single...Resides in Lake Jackson, TX.

Jasen Isom**Fullback 6-0 225****Western Illinois**

Pro: Signed by 49ers as undrafted free agent (4-27-01).

College: Saw action in all 11 games as senior after transferring from Cincinnati...Recorded 117 yards and five touchdowns on 45 rushing attempts as senior...Also had 10 receptions for 83 yards and one touchdown...Had 16 yards and one touchdown on four carries and two receptions for 14 yards in win at Southwest Missouri State...Hauled in two receptions for 27 yards and one touchdown vs. Youngstown State...Sat out 1999 season...Played tight end and fullback at Cincinnati before transferring to Western Illinois...Appeared in every game, making two starts as junior...Saw action in nine games as sophomore as reserve fullback and on special teams.

Personal: Born Jasen J. Isom (1-7-77)...Prepped at Half Hollow Hills (Wheatley Heights, NY) High...Led team with 125 tackles as senior linebacker...Named team's MVP in final year...Also lettered three times in lacrosse...Single...Resides in Wheatley Heights, NY.

James Jordan**Wide Receiver 6-3 220****Louisiana Tech**

Pro: Signed by 49ers as undrafted free agent (4-27-01).

College: Third on school's all-time reception list with 246 receptions for 2,489 yards...Also tied for fourth all-time with 19 touchdowns...Hauled in team-high 109 receptions for 1,003 yards and four touchdowns as senior...Started all 11 games at wide receiver as junior...Totaled team-leading 81 receptions for 824 yards and team-best 11 touchdowns...Also led school in scoring with 66 points...Had 12 receptions for 131 yards and two touchdowns vs. Middle Tennessee...Saw action in all 12 games as sophomore...Finished second on team with 56 receptions for 662 yards and four touchdowns...Had eight receptions for 45 yards in first college game vs. Nebraska...Hauled in eight receptions for 163 yards vs. Boise State...Redshirted as freshman.

Personal: Born James R. Jordan III (6-11-78) in Los Angeles, CA...Prepped at Bonabel (New Orleans, LA) High...Played wide receiver and running back...Also played basketball...College teammate, Tim Rattay, plays for 49ers...Single...Resides in New Orleans, LA.



Jeff McCurley

Center

6-5 290

Pittsburgh

Pro: Signed by 49ers as undrafted free agent (4-27-01).

College: Four-year starter at Pittsburgh...Played in all 45 games in career...Earned first-team All-Big East honors as senior...Started at center for second consecutive year...Paved way for Kevan Barlow, schools first 1,000-yard rusher in six years...Started all 11 games at center after moving from left guard during spring drills...Anchored line that led Big East with 240.4 passing yards per game...Moved to guard from defensive tackle during fall camp...Started all 11 games at left guard as sophomore...Credited with team-high 26 pancake blocks...Was named to 1998 Big East All-Academic Football team...Started 10-of-11 games as true freshman at defensive tackle...Recorded 30 tackles (14 solo), one sack and one fumble recovery...Registered season-high five tackles vs. Virginia Tech and West Virginia.

Personal: Born Jeffrey Paul McCurley (6-25-79)...Prepped at Mohawk (PA) High...First-team Class AAA as senior...Recorded 12 sacks and 15 tackles for loss in final season...Also lettered in basketball...Brother, Scott, is linebacker at Pitt...Teammate Kevan Barlow was drafted by 49ers...Single...Resides in Enon Valley, PA.

Jamie Rheem

Kicker

6-1 215

Kansas State

Pro: Signed by 49ers as undrafted free agent (4-25-01).

College: Four-year performer at Kansas State...Ranks second in school history (Martin Gramatica) with 252 points...Set career record with .796 field goal accuracy (minimum 40 attempts)...Connected on 39-of-49 career attempts...Also made 135-of-138 extra point attempts, including last 35...All-America first-team selection by *Football News* and consensus first-team All-Big 12 Conference selection as senior...Scored 100 points, becoming only third player in school history to do so...Made 17-of-20 field goals and 49-of-50 extra points...Finalist for Lou Groza Award and All-Big 12 Conference first-team selection as junior...Set school record with 15 consecutive field goals...Scored 95 points on 18-of-21 field goals and 41-of-43 extra points...Redshirted in 1998...Spent most of sophomore year as kickoff specialist...Converted on both PAT attempts, also recovered own onside kick...Scored 55 points on four-of-eight field goals and all 43 extra point attempts as true freshman.

Personal: Born Jamie Cameron Rheem (9-12-77)...Prepped at Collegiate (Wichita, KS) High...Made 10-of-12 field goal attempts, including 47-yarder, and 55-of-56 extra points...Single...Resides in Wichita, KS.

John Schlecht

Defensive Tackle 6-0 290

Minnesota

Pro: Signed by 49ers as undrafted free agent (4-25-01).

College: Three-year starter at defensive tackle at Minnesota...Registered 177 career tackles (115 solo), 11 sacks (69 yards) and nine passes defended in only 35 games...Second-team All-Big Ten Conference selection as senior...Started all 12 games as senior...Recorded 53 tackles (40 solo), three-yard sack and 12 tackles for loss...Also blocked one kick and had three passes defended...Had six tackles (five solo), one pass defended and two tackles for loss vs. Baylor...Played and started in all 12 games as junior...Registered career-high 78 tackles (48 solo), four sacks and 20 tackles for loss...Started all 11 games at defensive tackle as sophomore...Posted 46 tackles (26 solo), six sacks (42 yards) and 11 tackles for loss...Had seven tackles and eight-yard sack vs. Michigan...Redshirted in 1997...Appeared in 11 games, starting nine, at St. Cloud State (MN)...Recorded 46 tackles and one sack.

Personal: Born John James Schlecht (5-23-78) in St. Paul, MN...Prepped at White Bear Lake (MN) High...MVP of 1996 Minnesota State High School All-Star game...Registered 80 tackles, 10 tackles for loss, nine sacks and eight forced fumbles as senior...Also All-State in track...Single...Resides in Scandia, MN.

**Brian Smith****Safety****6-1 200****Massachusetts**

Pro: Signed by 49ers as undrafted free agent (4-27-01).

College: Totaled 306 tackles (214 solo), three sacks, 23 passes defended and eight interceptions in three-year career at Massachusetts...Started every game as senior...First-team All-Atlantic-10 selection...Ranked fourth on team with 59 tackles, including 11 for loss, and two interceptions...Had nine tackles, including one sack and three tackles for loss, vs. Richmond...Started every game at safety as junior...Recorded 102 tackles (73 solo), three interceptions and one sack...Totaled 10 tackles and one interception vs. Rhode Island...Had 14 tackles (10 solo) and one sack vs. New Hampshire...Started every game at strong safety as sophomore...Third on team with career-high 133 tackles (94 solo), 15 passes defended and three interceptions...Finished year second on UMass single-season list for passes defended and sixth for solo tackles...Saw action in all 11 games as reserve cornerback as freshman...Registered 12 tackles and one pass defended.

Personal: Born Brian Lamont Smith (7-15-79) in Chester, PA...Prepped at Concord (DE) High...Recorded 78 tackles and 14 sacks as senior...Also saw time at wide receiver...Had 20 receptions for 495 yards and five touchdowns...Also lettered in basketball and track...Single...Resides in Wilmington, DE.

Ben Steele**Tight End****6-5 241****Mesa State**

Pro: Signed by 49ers as undrafted free agent (4-26-01).

College: Two-year performer at Mesa (CO) State, after transferring from Fort Lewis (CO) College...Totaled 44 receptions for 548 yards and eight touchdowns in college career...Started 21 games at Mesa State...Totaled 34 receptions for 464 yards and seven touchdowns...Also rushed three times for 41 yards...Started all 10 games at tight end as senior...Recorded 18 receptions for 228 yards and three touchdowns...Also had 12 yards on one rush...Played and started in eight games as junior in first year at Mesa State...Had 16 receptions for 236 yards and career-high four touchdowns...Also rushed twice for 29 yards...Recorded four catches for 40 yards and one touchdown vs. Western State...Started every game at Fort Lewis College...Caught six passes for 59 yards...Also returned two kickoffs for 24 yards...Recorded four receptions for 25 yards and returned two kickoffs for 23 yards as freshman...Redshirted in 1996.

Personal: Born Benjamin Joseph Steele (5-27-78) in Denver, CO...Prepped at Palisade (CO) High...Doubled as defensive end and tight end...Started two years at tight end...Led team to two Class 3A state titles...Also lettered in basketball...Single...Resides in Palisade, CO.

Milford Stephenson**Tackle****6-2 300****Kansas State**

Pro: Signed by 49ers as undrafted free agent (4-26-01).

College: Four-year performer at tight end and tackle...Started all 13 games at tackle as senior...Led offensive line that allowed only nine sacks all season...Also blocked for running game which tied school record with 42 rushing touchdowns...Shared team's Outstanding Offensive Lineman honor...Saw action in every game at center as junior...Helped Kansas State rank third in nation in scoring...Started first seven games of sophomore season at tight end, then moved to tackle...Aided in school rushing record of 2,699 yards and 42 touchdowns...Saw limited action as tight end as freshman...Redshirted as true freshman.

Personal: Born Milford Twain Stephenson (2-8-77) in Houston, TX...Prepped at Hastings (Houston, TX) High...Earned first-team All-District honors as junior and senior...Caught 12 passes for 211 yards and one touchdown as senior...Single...Resides in Houston, TX.

Quincy Stewart**Linebacker****6-1 220****Louisiana Tech**

Pro: Signed by 49ers as undrafted free agent (4-25-01).

College: Four-year performer at linebacker...Saw action in 46 games during career...Finished with 334 tackles (205 solo), 16 tackles for loss, 5.5 sacks and three interceptions...Totaled 78 tackles (60 solo), three sacks (19 yards) and one interception in 12 games as senior...Started all 11 games at linebacker as junior...Ranked second on team with 112 tackles, including four for loss, and career-high two interceptions...Had season-high 10 tackles vs. Louisiana-Lafayette...Saw action in all 12 games, starting seven at linebacker as sophomore...Registered 111 tackles and five passes defended as sophomore...Led team with career-high 12 tackles vs. Texas A&M...Appeared



in all 11 games as freshman...Had 33 tackles, including 21 solo...Had season-high seven tackles at Auburn...Redshirted in 1996.

Personal: Born Quincy Jermaine Stewart (3-27-78) in Tyler, TX...Prepped at John Tyler (Tyler, TX) High...Played fullback and linebacker...Led team to state championship as junior...Led team in tackles as junior and senior...Married, he and wife, Gladys, reside in Tyler, TX.

Keith Stokes

Wide Receiver 5-8 180

East Carolina

Pro: Signed by 49ers as undrafted free agent (4-25-01).

College: Two-year performer at wide receiver at East Carolina after transferring from Georgia Military College...Ranked 22nd nationally with 143.3 all-purpose yards per game as senior...Named first-team All-Conference USA as return specialist...Also led team with 29 receptions for 442 yards and three touchdowns as senior...Registered 27 punt returns for 416 yards and one touchdown as senior...Set conference record with 168 punt return yards vs. Houston... Recorded 24 receptions for 364 yards and two touchdowns...Also had 404 yards and one touchdown on 26 punt returns...Set school record with 33.2 yards per punt return average...Had 94-yard punt return for touchdown vs. Cincinnati...Had 32 receptions for 542 yards and six touchdowns at Georgia Military College...Recorded 33 punt returns for 669 yards and six touchdowns as sophomore...Also had 56 rushing attempts for 532 yards and five touchdowns as tailback sophomore.

Personal: Born Keith Lamont Stokes (12-10-78)...Prepped at Dothan (AL) High...Played wide receiver, defensive back and kick returner...Single...Resides in Dothan, AL.

Bruce Wiggins

Center 6-3 282

Arizona

Pro: Signed by 49ers as undrafted free agent (4-26-01).

College: Earned 2000 All-Pac-10 honorable mention honors as senior...Saw action in six games...Started 28 consecutive games going into senior year...Started all 12 games at center as junior...Anchored line for team that set Pac-10 record with 5,663 yards total offense...Second-team All-Pac-10 as sophomore...Started all 13 games and was responsible for calling line checks...Saw action in seven games as back-up lineman as redshirt freshman...Played both tackle and guard as freshman...Redshirted in 1996.

Personal: Born Bruce H. Wiggins (10-13-77)...Prepped at Robert E. Lee (Houston, TX) High...Did not allow sack in high school career...Competed in bench press at National Powerlifting Championships in 1996...Single...Resides in Houston, TX.

FOURTH GEAR

With 1,122 yards and 13 touchdowns on 92-of-140 passing, Jeff Garcia owned a 109.3 passer rating in the fourth quarter last season. With a minimum of 60 fourth quarter attempts, Garcia trailed only Brian Griese, who had 629 yards and five touchdowns on 49-for-72 passing and a 112.6 fourth quarter rating.

GREAT GUESTS

One reason the 49ers were so successful during Bill Walsh's tenure was that they became the greatest road team in the league. San Francisco went 47-29 (.618) on the road during Walsh's 10-year reign. But take away the 1979 and '80 rebuilding seasons, in which they went 2-14 away from home, and the numbers become stunning. The 49ers went 45-15 (.750) on the road from 1981-88.



SAN FRANCISCO 49ers NUMERICAL ROSTER

(As of July 1, 2001)

| NO | NAME | POS | HT | WT | BIRTHDATE | EXP | COLLEGE | HOMETOWN |
|----|---------------------|-------|------|-----|-----------|-----|----------------------|-------------------|
| 1 | Cheek, Stephen | P | 6-4 | 200 | 4-18-77 | R | Humboldt State | Westfield, NJ |
| 2 | Rheem, Jamie | K | 6-2 | 215 | 9-12-77 | R | Kansas State | Wichita, KS |
| 3 | Mirer, Rick | QB | 6-3 | 212 | 3-19-70 | 9 | Notre Dame | Goshen, IN |
| 4 | Stanley, Chad | P | 6-3 | 205 | 1-29-76 | 3 | Stephen F. Austin | Pittsburg, TX |
| 5 | Garcia, Jeff | QB | 6-1 | 195 | 2-24-70 | 3 | San Jose State | Gilroy, CA |
| 6 | Cortez, Jose | K | 5-11 | 205 | 5-27-75 | 1 | Oregon State | Van Nuys, CA |
| 7 | Chatman, Antonio | WR | 5-8 | 186 | 2-12-79 | R | Cincinnati | Los Angeles, CA |
| 10 | Alexander, Hilton | WR | 6-1 | 183 | 6-15-78 | R | Morris Brown | Atlanta, GA |
| 13 | Rattay, Tim | QB | 6-0 | 215 | 3-15-77 | 2 | Louisiana Tech | Elyria, OH |
| 15 | Farris, Jimmy | WR | 6-0 | 200 | 4-13-78 | R | Montana | Lewiston, ID |
| 17 | Tuthill, James | K | 6-2 | 250 | 3-25-76 | 1 | Cal Poly | Upland, CA |
| 18 | Carter, Dwight | WR | 5-9 | 185 | 9-19-77 | 1 | Hawaii | Los Angeles, CA |
| 19 | Carnazzi, Giovanni | QB | 6-3 | 224 | 4-14-77 | 2 | Hofstra | Sacramento, CA |
| 19 | Allen, Mikki | S | 5-11 | 193 | 11-15-77 | 1 | Tennessee | Homestead, FL |
| 20 | Hearst, Garrison | RB | 5-11 | 215 | 1-4-71 | 9 | Georgia | Lincolnton, GA |
| 21 | Parker, Anthony | CB | 6-1 | 200 | 12-4-75 | 3 | Weber State | Denver, CO |
| 22 | Fisher, Stephen | CB | 5-10 | 185 | 5-20-76 | 1 | North Carolina | New Bern, NC |
| 22 | Jackson, Terry | RB | 6-0 | 232 | 1-10-76 | 3 | Florida | Gainesville, FL |
| 23 | Prioleau, Pierson | S | 5-10 | 191 | 8-6-77 | 3 | Virginia Tech | Charleston, SC |
| 25 | Jordan, James | WR | 6-3 | 220 | 6-11-78 | R | Louisiana Tech | Metairie, LA |
| 25 | Smith, Brian | S | 6-1 | 200 | 7-15-79 | R | Massachusetts | Wilmington, DE |
| 26 | Heard, Grant | WR | 6-3 | 200 | 3-4-78 | R | Mississippi | Clute, TX |
| 26 | Holman, Rashad | CB | 5-11 | 191 | 1-17-78 | R | Louisville | Louisville, KY |
| 27 | Godsey, Brandon | CB | 6-1 | 200 | 9-10-78 | R | Miami (OH) | Springfield, OH |
| 27 | Smith, Paul | RB | 5-11 | 234 | 1-31-78 | 2 | UTEP | El Paso, TX |
| 28 | Davis, Larry | WR | 5-9 | 185 | 11-5-77 | R | New Mexico | Houston, TX |
| 28 | Keith, John | S | 6-0 | 207 | 2-4-77 | 2 | Furman | Newnan, GA |
| 29 | Plummer, Ahmed | CB | 5-11 | 191 | 3-26-76 | 2 | Ohio State | Wyoming, OH |
| 29 | Stokes, Keith | WR/KR | 5-8 | 180 | 12-10-78 | R | East Carolina | Dothan, AL |
| 30 | Schulters, Lance | S | 6-2 | 207 | 5-27-75 | 4 | Hofstra | Brooklyn, NY |
| 31 | Bronson, Zack | S | 6-1 | 201 | 1-28-74 | 5 | McNeese State | Jasper, TX |
| 32 | Barlow, Kevan | RB | 6-1 | 238 | 1-7-79 | R | Pittsburgh | Pittsburgh, PA |
| 33 | Moronkola, Dee | CB | 5-9 | 195 | 7-1-77 | 2 | Washington State | Richmond, CA |
| 35 | Allen, David | RB/KR | 5-9 | 195 | 2-9-78 | R | Kansas State | Eules, TX |
| 35 | Hill, Marcus | S | 6-3 | 217 | 6-1-76 | 1 | Angelo State | Ventura, CA |
| 36 | Webster, Jason | CB | 5-9 | 180 | 9-8-77 | 2 | Texas A&M | Houston, TX |
| 38 | Heard, Ronnie | S | 6-3 | 215 | 10-5-76 | 2 | Mississippi | Baycity, TX |
| 40 | Beasley, Fred | FB | 6-0 | 246 | 9-18-74 | 4 | Auburn | Montgomery, AL |
| 41 | Isom, Jasen | FB | 6-0 | 225 | 1-7-77 | R | Western Illinois | Long Island, NY |
| 43 | Lewis, Jonas | RB | 5-9 | 210 | 12-27-76 | 2 | San Diego State | San Diego, CA |
| 44 | White, Josh | FB | 6-0 | 263 | 3-8-77 | 1 | California | Honolulu, HI |
| 45 | Blades, Al | S | 6-2 | 205 | 3-19-77 | R | Miami | Plantation, FL |
| 46 | Steele, Ben | TE | 6-5 | 241 | 5-27-78 | R | Mesa State (CO) | Palisade, CO |
| 48 | McCullough, Saladin | RB | 5-10 | 195 | 7-17-75 | 1 | Oregon | Pasadena, CA |
| 49 | Swanson, Brennan | LB | 6-2 | 238 | 10-18-76 | 1 | Cal State Northridge | Santa Barbara, CA |
| 50 | Smith, Derek | LB | 6-2 | 245 | 1-18-75 | 5 | Arizona State | American Fork, UT |
| 52 | Rice, Al | LB | 6-2 | 218 | 11-6-77 | 1 | Mississippi | Hattiesburg, MS |
| 53 | Ulbrich, Jeff | LB | 6-0 | 249 | 2-17-77 | 2 | Hawaii | San Jose, CA |
| 54 | Stewart, Quincy | LB | 6-1 | 220 | 3-27-78 | R | Louisiana Tech | Tyler, TX |
| 55 | Winbom, Jamie | LB | 5-11 | 242 | 5-14-79 | R | Vanderbilt | Wetumpka, AL |
| 56 | Lincoln, Alex | LB | 6-1 | 251 | 11-17-77 | R | Auburn | Mobile, AL |
| 59 | Elam, Shane | LB | 6-1 | 240 | 11-6-77 | R | Mississippi | Covington, TN |
| 60 | Lynch, Ben | C | 6-4 | 295 | 11-18-72 | 3 | California | Santa Rosa, CA |
| 61 | Wiggins, Bruce | C | 6-3 | 282 | 10-13-77 | R | Arizona | Houston, TX |
| 62 | Newberry, Jeremy | C/G | 6-5 | 304 | 3-23-76 | 4 | California | Antioch, CA |
| 63 | Deese, Derrick | T | 6-3 | 289 | 5-17-70 | 10 | Southern California | Culver City, CA |
| 64 | Stephenson, Milford | T | 6-2 | 300 | 2-8-77 | R | Kansas State | Houston, TX |



| NO | NAME | POS | HT | WT | BIRTHDATE | EXP | COLLEGE | HOMETOWN |
|----|--------------------|-------|------|-----|-----------|-----|---------------------|-----------------------|
| 65 | Brown, Ray | G | 6-5 | 318 | 12-12-62 | 16 | Arkansas State | Marion, AR |
| 66 | Hopson, Tyrone | G | 6-2 | 295 | 5-28-76 | 3 | Eastern Kentucky | Hopkinsville, KY |
| 68 | McCurley, Jeff | G | 6-5 | 290 | 6-25-79 | R | Pittsburgh | Bessemer, PA |
| 71 | Killings, Cedric | DT | 6-2 | 290 | 12-14-77 | 2 | Carson-Newman | Miami, FL |
| 72 | Goodspeed, Dan | T | 6-6 | 300 | 5-20-77 | 1 | Kent State | Cleveland, OH |
| 72 | Schlecht, John | DT | 6-0 | 290 | 5-23-78 | R | Minnesota | St. Paul, MN |
| 74 | Fiore, Dave | GT | 6-4 | 290 | 8-10-74 | 6 | Hofstra | Waldwick, NJ |
| 75 | Ashworth, Tom | T | 6-6 | 295 | 10-10-77 | R | Colorado | Englewood, CO |
| 75 | Greer, Daniel | DT | 6-2 | 290 | 3-2-76 | 1 | Arizona | Salinas, CA |
| 76 | Costa, Dave | G | 6-5 | 307 | 9-8-78 | R | Wisconsin | Ellwood City, PA |
| 76 | Hay, Shawn | DE | 6-4 | 250 | 8-8-78 | R | South Florida | Miami, FL |
| 77 | Willig, Matt | T | 6-8 | 315 | 1-21-69 | 10 | Southern California | Santa Fe Springs, CA |
| 78 | Gragg, Scott | T | 6-8 | 325 | 2-28-72 | 7 | Montana | Silverton, OR |
| 79 | Call, Wes | T | 6-7 | 310 | 10-17-78 | R | Washington | Petaluma, CA |
| 79 | Harper, Moses | DT | 6-4 | 275 | 8-9-78 | R | Lambuth | Montgomery, AL |
| 81 | Owens, Terrell | WR | 6-3 | 226 | 12-7-73 | 6 | Tenn-Chattanooga | Alexander City, AL |
| 82 | Johnson, Eric | TE | 6-3 | 256 | 9-15-79 | R | Yale | Needham, MA |
| 83 | Stokes, J.J. | WR | 6-4 | 217 | 10-6-72 | 7 | UCLA | San Diego, CA |
| 84 | Wilson, Cedrick | WR | 5-10 | 179 | 12-17-78 | R | Tennessee | Memphis, TN |
| 85 | Clark, Greg | TE | 6-4 | 255 | 4-7-72 | 5 | Stanford | Bountiful, UT |
| 86 | Jennings, Brian | TE/LS | 6-5 | 245 | 10-14-76 | 2 | Arizona State | Mesa, AZ |
| 88 | Swift, Justin | TE | 6-3 | 265 | 8-14-75 | 2 | Kansas State | Overland Park, KS |
| 89 | Streets, Tai | WR | 6-2 | 206 | 4-20-77 | 3 | Michigan | Matteson, IL |
| 90 | Bryant, Junior | DT | 6-4 | 278 | 1-16-71 | 7 | Notre Dame | Omaha, NE |
| 91 | Okeafor, Chike | DE | 6-4 | 254 | 3-27-76 | 3 | Purdue | West Lafayette, IN |
| 92 | McGrew, Reggie | DT | 6-1 | 312 | 12-16-76 | 3 | Florida | Mayo, FL |
| 93 | Holloway, Menson | DE | 6-2 | 284 | 7-12-78 | R | UTEP | El Paso, TX |
| 94 | Stubblefield, Dana | DT | 6-2 | 290 | 11-14-70 | 9 | Kansas | Cleves, OH |
| 95 | Engelberger, John | DE | 6-4 | 260 | 10-18-76 | 2 | Virginia Tech | Blacksburg, VA |
| 96 | Carter, Andre | DE | 6-4 | 265 | 5-12-79 | R | California | San Jose, CA |
| 97 | Young, Bryant | DT | 6-3 | 291 | 1-27-72 | 8 | Notre Dame | Chicago Heights, IL |
| 98 | Peterson, Julian | LB | 6-3 | 235 | 7-28-78 | 2 | Michigan State | Hillcrest Heights, MD |
| 99 | Milem, John | DE | 6-7 | 290 | 6-9-75 | 2 | Lenoir-Rhyne | Concord, NC |

HEAD COACH: Steve Mariucci (5th Year); **OFFENSIVE COORDINATOR:** Greg Knapp; **DEFENSIVE COORDINATOR:** Jim Mora; **ASSISTANTS:** Jerry Attaway (Physical Development Coordinator), Tom Batta (Tight Ends), Chris Beake (Defensive Assistant), Dwaine Board (Defensive Line), Bruce DeHaven (Special Teams), Terrell Jones (Strength Development Coordinator), Brett Maxie (Assistant Secondary), Patrick Morris (Offensive Line), Greg Olson (Quarterbacks), Dan Quinn (Defensive Quality Control), Tom Rathman (Running Backs), Richard Smith (Linebackers), George Stewart (Wide Receivers), Andy Sugarman (Offensive Assistant), Jason Tarver (Offensive Quality Control).

GARCIA IN WINS

Jeff Garcia has played particularly well in games he starts and the 49ers win. In those eight games, he has completed 165-of-248 passes for 1,980 yards, 11 touchdowns and zero interceptions. That is a passer rating of 105.5.

| Game | Att | Cmp | Yds | TD | Int | Rating |
|------------------------|------------|------------|--------------|-----------|----------|--------------|
| Tennessee (10-3-99) | 33 | 21 | 243 | 2 | 0 | 105.9 |
| Atlanta (12-12-99) | 24 | 16 | 160 | 0 | 0 | 85.4 |
| at Dallas (9-24-00) | 26 | 16 | 178 | 4 | 0 | 121.4 |
| Arizona (10-1-00) | 33 | 22 | 220 | 1 | 0 | 95.5 |
| Kansas City (11-12-00) | 25 | 20 | 244 | 0 | 0 | 107.3 |
| Atlanta (11-19-00) | 31 | 16 | 210 | 0 | 0 | 73.3 |
| at San Diego (12-3-00) | 32 | 18 | 323 | 2 | 0 | 111.8 |
| Chicago (12-17-00) | 44 | 36 | 402 | 2 | 0 | 119.9 |
| Totals | 248 | 165 | 1,980 | 11 | 0 | 105.5 |



SAN FRANCISCO 49ers ALPHABETICAL ROSTER

(As of July 1, 2001)

| NO | NAME | POS | HT | WT | BIRTHDATE | EXP | COLLEGE | HOW ACQ'D |
|----|---------------------|-------|------|-----|-----------|-----|---------------------|-------------|
| 10 | Alexander, Hilton | WR | 6-1 | 183 | 6-15-78 | R | Morris Brown | FA in '01 |
| 35 | Allen, David | RB/KR | 5-9 | 195 | 2-9-78 | R | Kansas State | FA in '01 |
| 19 | Allen, Mikki | S | 5-11 | 193 | 11-15-77 | 1 | Tennessee | FA in '01 |
| 75 | Ashworth, Tom | T | 6-6 | 295 | 10-10-77 | R | Colorado | FA in '01 |
| 32 | Barlow, Kevan | RB | 6-1 | 238 | 1-7-79 | R | Pittsburgh | D-3 in '01 |
| 40 | Beasley, Fred | FB | 6-0 | 246 | 9-18-74 | 4 | Auburn | D-6 in '98 |
| 45 | Blades, Al | S | 6-2 | 205 | 3-19-77 | R | Miami | FA in '01 |
| 31 | Bronson, Zack | S | 6-1 | 201 | 1-28-74 | 5 | McNeese State | FA in '97 |
| 65 | Brown, Ray | G | 6-5 | 318 | 12-12-62 | 16 | Arkansas State | FA in '96 |
| 90 | Bryant, Junior | DT | 6-4 | 278 | 1-16-71 | 7 | Notre Dame | FA in '93 |
| 79 | Call, Wes | T | 6-7 | 310 | 10-17-78 | R | Washington | FA in '01 |
| 19 | Carmazzi, Giovanni | QB | 6-3 | 224 | 4-14-77 | 2 | Hofstra | D-3A in '00 |
| 96 | Carter, Andre | DE | 6-4 | 265 | 5-12-79 | R | California | D-1 in '01 |
| 18 | Carter, Dwight | WR | 5-9 | 185 | 9-19-77 | 1 | Hawaii | FA in '00 |
| 7 | Chatman, Antonio | WR | 5-8 | 186 | 2-12-79 | R | Cincinnati | FA in '01 |
| 1 | Cheek, Stephen | P | 6-4 | 200 | 4-18-77 | R | Humboldt State | FA in '01 |
| 85 | Clark, Greg | TE | 6-4 | 255 | 4-7-72 | 5 | Stanford | D-3 in '97 |
| 6 | Cortez, Jose | K | 5-11 | 205 | 5-27-74 | 1 | Oregon State | FA in '01 |
| 76 | Costa, Dave | G | 6-5 | 307 | 9-8-78 | R | Wisconsin | FA in '01 |
| 28 | Davis, Larry | WR | 5-9 | 185 | 11-5-77 | R | New Mexico | FA in '01 |
| 63 | Deese, Derrick | T | 6-3 | 289 | 5-17-70 | 10 | Southern California | FA in '92 |
| 59 | Elam, Shane | LB | 6-1 | 240 | 11-6-77 | R | Mississippi | FA in '01 |
| 95 | Engelberger, John | DE | 6-4 | 260 | 10-18-76 | 2 | Virginia Tech | D-2A in '00 |
| 15 | Farris, Jimmy | WR | 6-0 | 200 | 4-13-78 | R | Montana | FA in '01 |
| 74 | Fiore, Dave | G | 6-4 | 290 | 8-10-74 | 6 | Hofstra | FA in '98 |
| 22 | Fisher, Stephen | CB | 5-10 | 185 | 5-20-76 | 1 | North Carolina | FA in '01 |
| 5 | Garcia, Jeff | QB | 6-1 | 195 | 2-24-70 | 3 | San Jose State | FA in '99 |
| 27 | Godsey, Brandon | CB | 6-0 | 200 | 9-10-78 | R | Miami (OH) | FA in '01 |
| 72 | Goodspeed, Dan | T | 6-6 | 300 | 5-20-77 | 1 | Kent State | FA in '01 |
| 78 | Gragg, Scott | T | 6-8 | 325 | 2-28-72 | 7 | Montana | FA in '00 |
| 75 | Greer, Daniel | DT | 6-2 | 290 | 3-2-76 | 1 | Arizona | FA in '01 |
| 79 | Harper, Moses | DT | 6-4 | 275 | 8-9-78 | R | Lambuth | FA in '01 |
| 76 | Hay, Shawn | DE | 6-4 | 250 | 8-8-78 | R | South Florida | FA in '01 |
| 26 | Heard, Grant | WR | 6-3 | 200 | 3-4-78 | R | Mississippi | FA in '01 |
| 38 | Heard, Ronnie | S | 6-3 | 215 | 10-5-76 | 2 | Mississippi | FA in '00 |
| 20 | Hearst, Garrison | RB | 5-11 | 215 | 1-4-71 | 9 | Georgia | FA in '97 |
| 35 | Hill, Marcus | S | 6-3 | 217 | 6-1-76 | 1 | Angelo State | FA in '01 |
| 93 | Holloway, Menson | DE | 6-2 | 284 | 7-12-78 | R | UTEP | D-6C in '01 |
| 26 | Holman, Rashad | CB | 5-11 | 191 | 1-17-78 | R | Louisville | D-6B in '01 |
| 66 | Hopson, Tyrone | G | 6-2 | 295 | 5-28-76 | 3 | Eastern Kentucky | D-5 in '99 |
| 41 | Isom, Jasen | FB | 6-0 | 225 | 1-7-77 | R | Western Illinois | FA in '01 |
| 22 | Jackson, Terry | RB | 6-0 | 232 | 1-10-76 | 3 | Florida | D-5 in '99 |
| 86 | Jennings, Brian | TE/LS | 6-5 | 245 | 10-14-76 | 2 | Arizona State | D-7B in '00 |
| 82 | Johnson, Eric | TE | 6-3 | 256 | 9-15-79 | R | Yale | D-7B in '01 |
| 25 | Jordan, James | WR | 6-3 | 220 | 6-11-78 | R | Louisiana Tech | FA in '01 |
| 28 | Keith, John | S | 6-0 | 207 | 2-4-77 | 2 | Furman | D-4 in '00 |
| 71 | Killings, Cedric | DT | 6-2 | 290 | 12-14-77 | 2 | Carson-Newman | FA in '00 |
| 43 | Lewis, Jonas | RB | 5-9 | 210 | 12-27-76 | 2 | San Diego State | FA in '00 |
| 56 | Lincoln, Alex | LB | 6-0 | 251 | 11-17-77 | R | Auburn | D-7A in '01 |
| 60 | Lynch, Ben | C | 6-4 | 295 | 11-18-72 | 3 | California | FA in '99 |
| 48 | McCullough, Saladin | RB | 5-10 | 195 | 7-17-75 | 1 | Oregon | FA in '01 |
| 68 | McCurley, Jeff | C | 6-5 | 290 | 6-25-79 | R | Pittsburgh | FA in '01 |
| 92 | McGrew, Reggie | DT | 6-1 | 312 | 12-16-76 | 3 | Florida | D-1 in '99 |
| 99 | Milem, John | DE | 6-7 | 290 | 6-9-75 | 2 | Lenoir-Rhyne | D-5B in '00 |
| 3 | Mirer, Rick | QB | 6-3 | 212 | 3-19-70 | 9 | Notre Dame | FA in '00 |
| 33 | Moronkola, Dee | CB | 5-9 | 195 | 7-1-77 | 2 | Washington State | FA in '01 |



| NO | NAME | POS | HT | WT | BIRTHDATE | EXP | COLLEGE | HOW ACQ'D |
|----|---------------------|-------|------|-----|-----------|-----|----------------------|-------------|
| 62 | Newberry, Jeremy | C/G | 6-5 | 304 | 3-23-76 | 4 | California | D-2 in '98 |
| 91 | Okeafor, Chike | DE | 6-4 | 254 | 3-27-76 | 3 | Purdue | D-3 in '99 |
| 81 | Owens, Terrell | WR | 6-3 | 226 | 12-7-73 | 6 | Tenn-Chattanooga | D-3 in '96 |
| 21 | Parker, Anthony | CB | 6-1 | 200 | 12-4-75 | 3 | Weber State | D-4 in '99 |
| 98 | Peterson, Julian | LB | 6-3 | 235 | 7-28-78 | 2 | Michigan State | D-1A in '00 |
| 29 | Plummer, Ahmed | CB | 5-11 | 191 | 3-26-76 | 2 | Ohio State | D-1B in '00 |
| 23 | Prioleau, Pierson | S | 5-10 | 191 | 8-6-77 | 3 | Virginia Tech | D-4 in '99 |
| 13 | Rattay, Tim | QB | 6-0 | 215 | 3-15-77 | 2 | Louisiana Tech | D-7A in '00 |
| 2 | Rheem, Jamie | K | 6-2 | 215 | 9-12-77 | R | Kansas State | FA in '01 |
| 52 | Rice, Al | LB | 6-2 | 218 | 11-6-77 | 1 | Mississippi | FA in '01 |
| 72 | Schlect, John | DT | 6-0 | 290 | 5-23-78 | R | Minnesota | FA in '01 |
| 30 | Schulters, Lance | S | 6-2 | 207 | 5-27-75 | 4 | Hofstra | D-4 in '98 |
| 25 | Smith, Brian | S | 6-1 | 200 | 7-15-79 | R | Massachusetts | FA in '01 |
| 50 | Smith, Derek | LB | 6-2 | 245 | 1-18-75 | 5 | Arizona State | FA in '01 |
| 27 | Smith, Paul | RB | 5-11 | 234 | 1-31-78 | 2 | UTEP | D-5A in '00 |
| 4 | Stanley, Chad | P | 6-3 | 205 | 1-29-76 | 3 | Stephen F. Austin | FA in '99 |
| 46 | Steele, Ben | TE | 6-5 | 241 | 5-27-78 | R | Mesa State (CO) | FA in '01 |
| 64 | Stephenson, Milford | T | 6-2 | 300 | 2-8-77 | R | Kansas State | FA in '01 |
| 54 | Stewart, Quincy | LB | 6-1 | 220 | 3-27-78 | R | Louisiana Tech | FA in '01 |
| 83 | Stokes, J.J. | WR | 6-4 | 217 | 10-6-72 | 7 | UCLA | D-1 in '95 |
| 29 | Stokes, Keith | WR/KR | 5-8 | 180 | 12-10-78 | R | East Carolina | FA in '01 |
| 89 | Streets, Tai | WR | 6-2 | 206 | 4-20-77 | 3 | Michigan | D-6 in '99 |
| 94 | Stubblefield, Dana | DT | 6-2 | 290 | 11-14-70 | 9 | Kansas | FA in '01 |
| 49 | Swanson, Brennen | LB | 6-2 | 238 | 10-18-76 | 1 | Cal State Northridge | FA in '01 |
| 88 | Swift, Justin | TE | 6-3 | 265 | 8-14-75 | 2 | Kansas State | FA in '99 |
| 17 | Tuthill, James | K | 6-2 | 250 | 3-25-76 | 1 | Cal Poly | FA in '01 |
| 53 | Ulbrich, Jeff | LB | 6-0 | 249 | 2-17-77 | 2 | Hawaii | D-3B in '00 |
| 36 | Webster, Jason | CB | 5-9 | 180 | 9-8-77 | 2 | Texas A&M | D-2B in '00 |
| 44 | White, Josh | FB | 6-0 | 263 | 3-8-77 | 1 | California | FA in '01 |
| 61 | Wiggins, Bruce | C | 6-3 | 282 | 10-13-77 | R | Arizona | FA in '01 |
| 77 | Willig, Matt | T | 6-8 | 315 | 1-21-69 | 10 | Southern California | FA in '00 |
| 84 | Wilson, Cedrick | WR | 5-10 | 179 | 12-17-78 | R | Tennessee | D-6A in '01 |
| 55 | Winborn, Jamie | LB | 5-11 | 242 | 5-14-79 | R | Vanderbilt | D-2 in '01 |
| 97 | Young, Bryant | DT | 6-3 | 291 | 1-27-72 | 8 | Notre Dame | D-1 in '94 |

HEAD COACH: Steve Mariucci (5th Year); **OFFENSIVE COORDINATOR:** Greg Knapp; **DEFENSIVE COORDINATOR:** Jim Mora; **ASSISTANTS:** Jerry Attaway (Physical Development Coordinator), Tom Batta (Tight Ends), Chris Beake (Defensive Assistant), Dwaine Board (Defensive Line), Bruce DeHaven (Special Teams), Terrell Jones (Strength Development Coordinator), Brett Maxie (Assistant Secondary), Patrick Morris (Offensive Line), Greg Olson (Quarterbacks), Dan Quinn (Defensive Quality Control), Tom Rathman (Running Backs), Richard Smith (Linebackers), George Stewart (Wide Receivers), Andy Sugarman (Offensive Assistant), Jason Tarver (Offensive Quality Control).

49ERS BACK-TO-BACK 1,000 YARD RUSHERS


| Year | Player | Yards |
|------|-----------------|-------|
| 1953 | Joe Perry | 1,018 |
| 1954 | Joe Perry | 1,049 |
| 1988 | Roger Craig | 1,502 |
| 1989 | Roger Craig | 1,054 |
| 1997 | Garrison Hearst | 1,019 |
| 1998 | Garrison Hearst | 1,570 |
| 1999 | Charlie Garner | 1,229 |
| 2000 | Charlie Garner | 1,139 |



J.J. Stokes led the team in 2000 with an average of 17.1 yards per play.

BIG PLAY

Terrell Owens was the 49ers most dangerous player as evidenced by the number of big plays he produced in 2000. The five-year veteran registered 22 plays that went for 20-or-more yards. Charlie Garner was second on the team with 14. Owens had five touchdowns that covered 30 -or-more yards. While Owens had the most big plays, J.J. Stokes averaged a **TEAM-HIGH** 17.1 yards per play. Owens was second with a 14.6 per play average.



2000 IN REVIEW



2000 49ERS PRESEASON STATISTICS

WON 1, LOST 4

| Date | W-L | Score | Opponent |
|-------|-----|-------|----------------|
| 07/31 | L | 0-20 | New England |
| 08/05 | L | 20-23 | San Diego |
| 08/13 | W | 33-10 | at Kansas City |
| 08/19 | L | 21-25 | at Seattle |
| 08/25 | L | 24-28 | Denver |

Attendance

| |
|--------|
| 22,840 |
| 64,243 |
| 76,682 |
| 68,579 |
| 65,016 |

| | | | | | |
|--------------|------------|------------|------------|-----------|----------|
| Garner | 18 | 65 | 3.6 | 27 | 0 |
| Garcia | 4 | 42 | 10.5 | 25 | 1 |
| Mirer | 11 | 35 | 3.2 | 12 | 1 |
| Beasley | 6 | 10 | 1.7 | 4 | 0 |
| J. White | 2 | 5 | 2.5 | 3 | 0 |
| Rattay | 4 | -3 | -7 | 0 | 0 |
| 49ERS | 151 | 608 | 4.0 | 33 | 6 |

TOTAL FIRST DOWNS

| | | |
|--------------------------|---------|---------|
| Rushing | 89 | 98 |
| Passing | 38 | 38 |
| Penalty | 40 | 56 |
| 3rd Down: Made/Att. | 11 | 4 |
| 3rd Down Pct. | 28/69 | 28/62 |
| 4th Down: Made/Att. | 40.6 | 45.2 |
| 4th Down Pct. | 4/6 | 3/4 |
| POSSESSION AVG. | 66.7 | 75.0 |
| TOTAL NET YARDS | 31:49 | 28:11 |
| Avg. Per Game | 1457 | 1462 |
| Total Plays | 291.4 | 292.4 |
| Avg. Per Play | 316 | 304 |
| NET YARDS RUSHING | 4.6 | 4.8 |
| Avg. Per Game | 608 | 570 |
| Total Rushes | 121.6 | 114.0 |
| NET YARDS PASSING | 151 | 140 |
| Avg. Per Game | 849 | 892 |
| Sacked/Yards Lost | 169.8 | 178.4 |
| Gross Yards | 17/89 | 15/109 |
| Att./Completions | 938 | 1001 |
| Completion Pct. | 148/88 | 149/92 |
| Had Intercepted | 59.5 | 61.7 |
| PUNTS/AVERAGE | 5 | 5 |
| NET PUNTING AVG. | 23/37.8 | 21/44.5 |
| PENALTIES/YARDS | 23/33.6 | 21/37.0 |
| FUMBLES/BALL LOST | 28/229 | 23/207 |
| TOUCHDOWNS | 7/2 | 12/6 |
| Rushing | 12 | 13 |
| Passing | 6 | 6 |
| Returns | 6 | 1 |

POSSESSION AVG.

| | |
|-------|-------|
| 31:49 | 28:11 |
| 1457 | 1462 |
| 291.4 | 292.4 |
| 316 | 304 |
| 4.6 | 4.8 |

NET YARDS RUSHING

| | |
|--------|--------|
| 608 | 570 |
| 121.6 | 114.0 |
| 151 | 140 |
| 849 | 892 |
| 169.8 | 178.4 |
| 17/89 | 15/109 |
| 938 | 1001 |
| 148/88 | 149/92 |
| 59.5 | 61.7 |
| 5 | 5 |

NET YARDS PASSING

| | |
|--------|--------|
| 849 | 892 |
| 169.8 | 178.4 |
| 17/89 | 15/109 |
| 938 | 1001 |
| 148/88 | 149/92 |
| 59.5 | 61.7 |
| 5 | 5 |

PUNTS/AVERAGE

| | |
|---------|---------|
| 23/37.8 | 21/44.5 |
| 23/33.6 | 21/37.0 |
| 28/229 | 23/207 |
| 7/2 | 12/6 |
| 12 | 13 |
| 6 | 6 |
| 6 | 1 |

FUMBLES/BALL LOST

| | |
|--------|--------|
| 28/229 | 23/207 |
| 7/2 | 12/6 |
| 12 | 13 |
| 6 | 6 |
| 6 | 1 |

SCORE BY PERIODS

| 49ERS | Q1 | Q2 | Q3 | Q4 | OT | PTS |
|-------|----|----|----|----|----|-----|
| 24 | 43 | 14 | 17 | 0 | 0 | 98 |

OPPONENTS

| | | | | | |
|----|----|----|----|---|-----|
| 30 | 31 | 21 | 24 | 0 | 106 |
|----|----|----|----|---|-----|

SCORING

| | TD | Ru | Pa | Ri | K | PAT | FG | S | PTS |
|------------------|-----------|----------|----------|----------|--------------|------------|----------|----------|------------|
| Richey | 0 | 0 | 0 | 0 | 10/11 | 4/6 | 0 | 0 | 22 |
| J. Rice | 3 | 0 | 3 | 0 | 0 | 0 | 0 | 0 | 18 |
| Jackson | 2 | 2 | 0 | 0 | 0 | 0 | 0 | 0 | 12 |
| Garcia | 1 | 1 | 0 | 0 | 0 | 0 | 0 | 0 | 6 |
| Jervey | 1 | 1 | 0 | 0 | 0 | 0 | 0 | 0 | 6 |
| Lewis | 1 | 1 | 0 | 0 | 0 | 0 | 0 | 0 | 6 |
| Mirer | 1 | 1 | 0 | 0 | 0 | 0 | 0 | 0 | 6 |
| Owens | 1 | 0 | 1 | 0 | 0 | 0 | 0 | 0 | 6 |
| Stokes | 1 | 0 | 1 | 0 | 0 | 0 | 0 | 0 | 6 |
| Williams | 1 | 0 | 1 | 0 | 0 | 0 | 0 | 0 | 6 |
| Tuthill | 0 | 0 | 0 | 0 | 1/1 | 1/1 | 0 | 0 | 4 |
| 49ERS | 12 | 6 | 6 | 0 | 11/12 | 5/7 | 0 | 0 | 98 |
| OPPONENTS | 13 | 6 | 6 | 1 | 11/11 | 5/6 | 0 | 0 | 106 |

2-PT. CONVERSIONS: 49ERS: 0-0 OPPONENT: 1-2

SACKS: Peterson 3.0, Engelberger 2.0, Prioleau 2.0, Carr 1.0, Killings 1.0, Montgomery 1.0, Plantin 1.0, Posey 1.0, Thomas 1.0, B. Young 1.0, Buckner 0.5, Okefor 0.5.

49ERS: 15.0 OPPONENTS: 17.0

RUSHING

| | No | Yds | Avg | Long | TD |
|---------|----|-----|-----|------|----|
| Lewis | 46 | 184 | 4.0 | 33 | 1 |
| Jervey | 37 | 178 | 4.8 | 20 | 1 |
| Jackson | 23 | 92 | 4.0 | 15 | 2 |

PASSING

| | Att | Cmp | Yds | Cmp% | Yds/Att | TD | TD% | Int | Int% | Long | Sack/Lost | Rating |
|------------------|------------|-----------|-------------|-------------|-------------|----------|------------|----------|------------|------------|---------------|-------------|
| Mirer | 62 | 38 | 440 | 61.3 | 7.10 | 3 | 4.8 | 3 | 4.8 | 75t | 3/31 | 78.7 |
| Rattay | 39 | 17 | 216 | 43.6 | 5.54 | 1 | 2.6 | 0 | 0.0 | 39t | 5/24 | 70.0 |
| Garcia | 36 | 27 | 231 | 75.0 | 6.42 | 2 | 5.6 | 1 | 2.8 | 29 | 7/23 | 98.3 |
| Carmazzi | 11 | 6 | 51 | 54.5 | 4.64 | 0 | 0.0 | 1 | 9.1 | 17 | 2/11 | 29.0 |
| 49ERS | 148 | 88 | 938 | 59.5 | 6.34 | 6 | 4.1 | 5 | 3.4 | 75t | 17/89 | 77.5 |
| OPPONENTS | 149 | 92 | 1001 | 61.7 | 6.72 | 6 | 4.0 | 5 | 3.4 | 48 | 15/109 | 81.0 |

Opponents

| |
|---------|
| 98 |
| 38 |
| 56 |
| 4 |
| 28/62 |
| 45.2 |
| 3/4 |
| 75.0 |
| 28:11 |
| 1462 |
| 292.4 |
| 304 |
| 4.8 |
| 570 |
| 114.0 |
| 140 |
| 892 |
| 178.4 |
| 15/109 |
| 1001 |
| 149/92 |
| 61.7 |
| 5 |
| 21/44.5 |
| 21/37.0 |
| 23/207 |
| 12/6 |
| 13 |
| 6 |
| 1 |

OPPONENTS

| | | | | | |
|------------------|-----------|-------------|-------------|-------------|-----------|
| 140 | 570 | 4.1 | 22t | 6 | |
| RECEIVING | No | Yds | Avg | Long | TD |
| Streets | 11 | 93 | 8.5 | 20 | 0 |
| Jackson | 11 | 92 | 8.4 | 19 | 0 |
| J. Rice | 9 | 166 | 18.4 | 75t | 3 |
| Williams | 7 | 113 | 16.1 | 39t | 1 |
| Carter | 6 | 96 | 16.0 | 32 | 0 |
| Owens | 6 | 57 | 9.5 | 22 | 1 |
| Lewis | 6 | 43 | 7.2 | 17 | 0 |
| Swift | 5 | 62 | 12.4 | 21 | 0 |
| Jervey | 5 | 53 | 10.6 | 19 | 0 |
| Beasley | 5 | 43 | 8.6 | 29 | 0 |
| Fields | 4 | 42 | 10.5 | 12 | 0 |
| S. Bell | 4 | 18 | 4.5 | 6 | 0 |
| Stokes | 3 | 21 | 7.0 | 11 | 1 |
| J. White | 3 | 15 | 5.0 | 8 | 0 |
| Garner | 2 | 15 | 7.5 | 11 | 0 |
| Dupree | 1 | 9 | 9.0 | 9 | 0 |
| 49ERS | 88 | 938 | 10.7 | 75t | 6 |
| OPPONENTS | 92 | 1001 | 10.9 | 48 | 6 |

INTERCEPTIONS

| | | | | |
|---|----|------|----|---|
| 1 | 13 | 13.0 | 13 | 0 |
| 1 | 8 | 8.0 | 8 | 0 |
| 1 | 1 | 1.0 | 1 | 0 |
| 1 | 0 | 0.0 | 0 | 0 |
| 1 | 0 | 0.0 | 0 | 0 |
| 5 | 22 | 4.4 | 13 | 0 |
| 5 | 85 | 17.0 | 60 | 0 |

OPPONENTS

| | No | Yds | Avg | Long | TD |
|------------------|----------|-----------|-------------|-----------|----------|
| Posey | 1 | 13 | 13.0 | 13 | 0 |
| Ulbrich | 1 | 8 | 8.0 | 8 | 0 |
| Tubbs | 1 | 1 | 1.0 | 1 | 0 |
| Parker | 1 | 0 | 0.0 | 0 | 0 |
| Schulters | 1 | 0 | 0.0 | 0 | 0 |
| 49ERS | 5 | 22 | 4.4 | 13 | 0 |
| OPPONENTS | 5 | 85 | 17.0 | 60 | 0 |

PUNTING

| | No | Yds | Avg | Net | TB | In | Lg | B |
|------------------|-----------|------------|-------------|-------------|----------|----------|-----------|----------|
| Stanley | 18 | 656 | 36.4 | 34.4 | 0 | 1 | 50 | 0 |
| Parks | 5 | 214 | 42.8 | 30.4 | 0 | 1 | 51 | 0 |
| 49ERS | 23 | 870 | 37.8 | 33.6 | 0 | 2 | 51 | 0 |
| OPPONENTS | 21 | 934 | 44.5 | 37.0 | 5 | 6 | 60 | 0 |

PUNT RETURNS

| | Ret | FC | Yds | Avg | Long | TD |
|------------------|-----------|----------|-----------|------------|-----------|----------|
| Webster | 5 | 0 | 27 | 5.4 | 12 | 0 |
| Williams | 5 | 2 | 31 | 6.2 | 12 | 0 |
| 49ERS | 10 | 2 | 58 | 5.8 | 12 | 0 |
| OPPONENTS | 11 | 5 | 98 | 8.9 | 20 | 0 |

KICKOFF RETURNS

| | No | Yds | Avg | Long | TD |
|------------------|-----------|------------|-------------|------------|----------|
| Carter | 5 | 75 | 15.0 | 24 | 0 |
| Lewis | 5 | 102 | 20.4 | 32 | 0 |
| Fields | 4 | 123 | 30.8 | 41 | 0 |
| Williams | 3 | 54 | 18.0 | 23 | 0 |
| Chew | 2 | 36 | 18.0 | 21 | 0 |
| Arrington | 1 | 23 | 23.0 | 23 | 0 |
| Milem | 1 | 14 | 14.0 | 14 | 0 |
| 49ERS | 21 | 427 | 20.3 | 41 | 0 |
| OPPONENTS | 18 | 505 | 28.1 | 89t | 1 |

FIELD GOALS

| | 1-19 | 20-29 | 30-39 | 40-49 | 50+ |
|------------------|------------|------------|------------|------------|------------|
| Richey | 0/0 | 1/1 | 1/2 | 2/3 | 0/0 |
| Tuthill | 0/0 | 0/0 | 1/1 | 0/0 | 0/0 |
| 49ERS | 0/0 | 1/1 | 2/3 | 2/3 | 0/0 |
| OPPONENTS | 0/0 | 3/3 | 2/2 | 0/1 | 0/0 |

RICHEY: (48N) (34N, 47G) (49G, 29G) () (30G)

TUTHILL: () (33G) () ()

49ERS: (48N) (34N, 33G, 47G) (49G, 29G) () (30G)

OPPONENTS: (21G, 39G) (32G) (25G) (22G) (45N)

REVIEW



2000 49ERS PRESEASON DEFENSIVE STATISTICS

BASED ON PLAY-BY-PLAY

| Name | Tackles | | | Sacks/Yds | Int/Yds | PD |
|-------------------|------------|-----------|------------|-------------------|------------|-----------|
| | Solo | Ast | Total | | | |
| Thomas, Edward | 18 | 2 | 20 | 1.0/13.0 | 0/0 | 1 |
| Posey, Jeff | 15 | 4 | 19 | 1.0/6.0 | 1/0 | 1 |
| Plummer, Ahmed | 17 | 1 | 18 | 0/0 | 0/0 | 1 |
| Schulters, Lance | 15 | 0 | 15 | 0/0 | 1/0 | 3 |
| Prioleau, Pierson | 10 | 3 | 13 | 2.0/15.0 | 0/0 | 0 |
| Montgomery, Monty | 12 | 0 | 12 | 1.0/6.0 | 0/0 | 1 |
| Keith, John | 11 | 0 | 11 | 0/0 | 0/0 | 1 |
| Carr, William | 11 | 0 | 11 | 1.0/7.0 | 0/0 | 0 |
| Engelberger, John | 8 | 3 | 11 | 2.0/13.0 | 0/0 | 0 |
| Webster, Jason | 8 | 3 | 11 | 0/0 | 0/0 | 1 |
| Peterson, Julian | 9 | 1 | 10 | 3.0/17.0 | 0/0 | 0 |
| Ulbrich, Jeff | 6 | 3 | 9 | 0/0 | 1/0 | 1 |
| Wesley, Joe | 7 | 1 | 8 | 0/0 | 0/0 | 0 |
| Killings, Cedric | 5 | 3 | 8 | 1.0/5.0 | 0/0 | 1 |
| Bronson, Zack | 5 | 2 | 7 | 0/0 | 0/0 | 0 |
| Emanuel, Jim | 5 | 1 | 6 | 0/0 | 0/0 | 0 |
| Parker, Anthony | 5 | 1 | 6 | 0/0 | 1/0 | 3 |
| McGrew, Reggie | 5 | 0 | 5 | 0/0 | 0/0 | 1 |
| Tubbs, Winfred | 5 | 0 | 5 | 0/0 | 0/0 | 0 |
| Heard, Ronnie | 4 | 1 | 5 | 0/0 | 0/0 | 0 |
| Milem, John | 4 | 0 | 4 | 0/0 | 0/0 | 3 |
| Lamar, Jason | 3 | 1 | 4 | 0/0 | 0/0 | 0 |
| Young, Bryant | 3 | 1 | 4 | 1.0/7.0 | 0/0 | 0 |
| Buckner, Brentson | 2 | 2 | 4 | 0.5/7.5 | 0/0 | 1 |
| Hill, Marcus | 2 | 2 | 4 | 0/0 | 0/0 | 0 |
| McDonald, Ramos | 3 | 0 | 3 | 0/0 | 0/0 | 2 |
| Johnson, Tyronn | 3 | 0 | 3 | 0/0 | 0/0 | 0 |
| Okefor, Chike | 2 | 1 | 3 | 0.5/7.5 | 0/0 | 0 |
| Greer, Daniel | 2 | 0 | 2 | 0/0 | 0/0 | 0 |
| Allen, Mikki | 2 | 0 | 2 | 0/0 | 0/0 | 0 |
| Scott, Danny | 1 | 0 | 1 | 0/0 | 0/0 | 1 |
| Bell, Nate | 1 | 0 | 1 | 0/0 | 0/0 | 0 |
| Plantin, Tony | 1 | 0 | 1 | 1.0/5.0 | 0/0 | 0 |
| Dunlap, London | 1 | 0 | 1 | 0/0 | 0/0 | 0 |
| Herndon, Kelly | 1 | 0 | 1 | 0/0 | 0/0 | 0 |
| White, Fred | 1 | 0 | 1 | 0/0 | 0/0 | 0 |
| Bryant, Junior | 0 | 1 | 1 | 0/0 | 0/0 | 0 |
| TOTALS | 213 | 37 | 250 | 15.0/109.0 | 4/0 | 22 |

FORCED FUMBLES (6): Julian Peterson (2), Edward Thomas (1), Cedric Killings (1), Reggie McGrew (1), Chike Okefor (1)

FUMBLE RECOVERIES (4): Monty Montgomery (1), Reggie McGrew (1), John Milem (1), Danny Scott (1)

2000 49ERS PRESEASON SPECIAL TEAMS STATISTICS

| Name | Tackles | | | Name | Tackles | | |
|----------------|-----------|----------|-----------|-------------------|---------|-----|-------|
| | Solo | Ast | Total | | Solo | Ast | Total |
| Keith, John | 3 | 1 | 4 | Bell, Shonn | 1 | 0 | 1 |
| Wesley, Joe | 2 | 1 | 3 | Allen, Mikki | 1 | 0 | 1 |
| Heard, Ronnie | 2 | 0 | 2 | Fields, Chaffie | 1 | 0 | 1 |
| White, Josh | 1 | 0 | 1 | Jennings, Brian | 1 | 0 | 1 |
| Jackson, Terry | 1 | 0 | 1 | Lamar, Jason | 1 | 0 | 1 |
| Jervey, Travis | 1 | 0 | 1 | Carter, Dwight | 1 | 0 | 1 |
| Webster, Jason | 1 | 0 | 1 | Prioleau, Pierson | 1 | 0 | 1 |
| Stanley, Chad | 1 | 0 | 1 | Lewis, Jonas | 1 | 0 | 1 |
| Thomas, Edward | 1 | 0 | 1 | Milem, John | 1 | 0 | 1 |
| Totals | 22 | 2 | 24 | | | | |

FORCED FUMBLES (1): Josh White (1)

FUMBLE RECOVERIES (1): Josh White (1)

2000 49ERS PRESEASON MISCELLANEOUS STATISTICS

| Name | Tackles | | | Name | Tackles | | |
|--------------|---------|-----|-------|----------------|----------|----------|----------|
| | Solo | Ast | Total | | Solo | Ast | Total |
| Rattay, Tim | 1 | 0 | 1 | Carmazzi, Gio | 1 | 0 | 1 |
| García, Jeff | 1 | 0 | 1 | Carter, Dwight | 1 | 0 | 1 |
| White, Josh | 1 | 0 | 1 | Totals | 5 | 0 | 5 |

FORCED FUMBLES (0)

FUMBLE RECOVERIES (4): Rick Mirer (2), Tim Rattay (1), Tyrone Hopson (1)



2000 49ERS REGULAR SEASON STATISTICS

WON 6, LOST 10

| Date | W-L | Score | Opponent | Attendance |
|-------|-----|----------|----------------|------------|
| 09/03 | L | 28-36 | at Atlanta | 54,626 |
| 09/10 | L | 22-38 | Carolina | 66,879 |
| 09/17 | L | 24-41 | at St. Louis | 65,945 |
| 09/24 | W | 41-24 | at Dallas | 64,127 |
| 10/01 | W | 27-20 | Arizona | 66,985 |
| 10/08 | L | 28-34 OT | Oakland | 68,344 |
| 10/15 | L | 28-31 | at Green Bay | 59,870 |
| 10/22 | L | 16-34 | at Carolina | 73,169 |
| 10/29 | L | 24-34 | St. Louis | 68,109 |
| 11/05 | L | 15-31 | at New Orleans | 64,900 |
| 11/12 | W | 21-7 | Kansas City | 68,002 |
| 11/19 | W | 16-6 | Atlanta | 67,447 |
| 12/03 | W | 45-17 | at San Diego | 57,255 |
| 12/10 | L | 27-31 | New Orleans | 67,892 |
| 12/17 | W | 17-0 | Chicago | 68,306 |
| 12/23 | L | 9-38 | at Denver | 76,098 |

| | 49ers | Opponents |
|--------------------------|--------|-----------|
| TOTAL FIRST DOWNS | 334 | 347 |
| Rushing | 98 | 110 |
| Passing | 211 | 194 |
| Penalty | 25 | 43 |
| 3rd Down: Made/Att | 84/202 | 80/204 |
| 3rd Down Pct. | 41.6 | 39.2 |
| 4th Down: Made/Att | 10/20 | 12/18 |
| 4th Down Pct. | 50.0 | 66.7 |

POSSESSION AVG. 29:38 30:22
TOTAL NET YARDS 6040 5709
 Avg. Per Game 377.5 356.8
 Total Plays 1024 1031
 Avg. Per Play 5.9 5.5

NET YARDS RUSHING 1801 1794
 Avg. Per Game 112.6 112.1
 Total Rushes 416 435

NET YARDS PASSING 4239 3915
 Avg. Per Game 264.9 244.7
 Sacked/Yards Lost 25/161 38/270
 Gross Yards 4400 4185
 Att./Completions 583/366 558/320
 Completion Pct. 62.8 57.3
 Had Intercepted 10 13

PUNTS/AVERAGE 70/39.0 65/42.7
NET PUNTING AVG. 70/32.2 65/36.2
PENALTIES/YARDS 134/1135 102/857

FUMBLES/BALL LOST 22/9 19/8
TOUCHDOWNS 49 49
 Rushing 15 22
 Passing 32 25
 Returns 2 2

SCORE BY PERIODS Q1 Q2 Q3 Q4 OT PTS
49ERS 48 136 79 125 0 388
OPPONENTS 64 142 108 102 6 422

SCORING TD-Ru-Pa-Rt K-PAT FG S PTS
 Richey 0 0 0 0 43/45 15/22 0 88
 Owens 13 0 13 0 0 0 80
 Garner 10 7 3 0 0 0 60
 Rice 7 0 7 0 0 0 42
 Beasley 6 3 3 0 0 0 36
 Garcia 4 4 0 0 0 0 24
 Stokes 3 0 3 0 0 0 20
 Jackson 2 1 1 0 0 0 14
 Clark 2 0 2 0 0 0 12
 Montgomery 1 0 0 1 0 0 6
 Webster 1 0 0 1 0 0 6

49ERS 49 15 32 2 43/45 15/22 0 388
OPPONENTS 49 22 25 2 46/46 26/31 0 422

2-PT. CONVERSIONS: Jackson, Owens, Stokes
49ERS 3-4, **OPPONENTS** 2-2

SACKS: Young 9.5, Buckner 7.0, Peterson 4.0, Engelberger 3.0, Killings 3.0, Heard 2.0, Okeafor 2.0, Pleasant 2.0, Tubbs 2.0, Hobgood-Chittick 1.0, Keith 1.0, Ulmer 1.0, Montgomery 0.5, Posey 0.5, Schulters 0.5
49ERS 38.0, **OPPONENTS** 25.0

| RUSHING | No | Yds | Avg | Long | TD |
|------------------|------------|-------------|------------|-----------|-----------|
| Garner | 258 | 1142 | 4.4 | 42 | 7 |
| Garcia | 72 | 414 | 5.8 | 33 | 4 |
| Beasley | 50 | 147 | 2.9 | 9 | 3 |
| Smith | 18 | 72 | 4.0 | 14 | 0 |
| Owens | 3 | 11 | 3.7 | 5 | 0 |
| Jackson | 5 | 6 | 1.2 | 3 | 1 |
| Lewis | 1 | 6 | 6.0 | 6 | 0 |
| Stokes | 1 | 6 | 6.0 | 6 | 0 |
| Jervey | 1 | 0 | 0.0 | 0 | 0 |
| Mirer | 3 | 0 | 0.0 | 3 | 0 |
| Streets | 1 | 0 | 0.0 | 0 | 0 |
| Rattay | 2 | -1 | -0.5 | 0 | 0 |
| Rice | 1 | -2 | -2.0 | -2 | 0 |
| TEAM | 416 | 1801 | 4.3 | 42 | 15 |
| OPPONENTS | 435 | 1794 | 4.1 | 31 | 22 |

| RECEIVING | No | Yds | Avg | Long | TD |
|------------------|------------|-------------|-------------|------------|-----------|
| Owens | 97 | 1451 | 15.0 | 69t | 13 |
| Rice | 75 | 805 | 10.7 | 68t | 7 |
| Garner | 68 | 647 | 9.5 | 62 | 3 |
| Clark | 38 | 342 | 9.0 | 34 | 2 |
| Beasley | 31 | 233 | 7.5 | 34 | 3 |
| Stokes | 30 | 524 | 17.5 | 53 | 3 |
| Streets | 19 | 287 | 15.1 | 39 | 0 |
| Jackson | 5 | 48 | 9.6 | 16 | 1 |
| Smith | 2 | 55 | 27.5 | 47 | 0 |
| Swift | 1 | 8 | 8.0 | 8 | 0 |
| 49ERS | 366 | 4400 | 12.0 | 69t | 32 |
| OPPONENTS | 320 | 4185 | 13.1 | 78t | 25 |

| INTERCEPTIONS | No | Yds | Avg | Long | TD |
|------------------|-----------|------------|-------------|------------|----------|
| Bronson | 3 | 75 | 25.0 | 43 | 0 |
| Montgomery | 3 | 68 | 22.7 | 46t | 1 |
| Webster | 2 | 78 | 39.0 | 70t | 1 |
| Peterson | 2 | 33 | 16.5 | 31 | 0 |
| Prioleau | 1 | 13 | 13.0 | 13 | 0 |
| Tubbs | 1 | 11 | 11.0 | 11 | 0 |
| Keith | 1 | 0 | 0.0 | 0 | 0 |
| 49ERS | 13 | 278 | 21.4 | 70t | 2 |
| OPPONENTS | 10 | 94 | 9.4 | 36t | 2 |

| PUNTING | No | Yds | Avg | Net | TB | In | Lg | B |
|------------------|-----------|-------------|-------------|-------------|-----------|-----------|-----------|----------|
| Stanley | 69 | 2727 | 39.5 | 32.2 | 7 | 15 | 56 | 1 |
| 49ERS | 70 | 2727 | 39.0 | 32.2 | 7 | 15 | 56 | 1 |
| OPPONENTS | 65 | 2773 | 42.7 | 36.2 | 10 | 16 | 66 | 0 |

| PUNT RETURNS | Ret | FC | Yds | Avg | Long | TD |
|------------------|-----------|-----------|------------|-------------|-----------|----------|
| Williams | 26 | 13 | 220 | 8.5 | 25 | 0 |
| 49ERS | 26 | 13 | 220 | 8.5 | 25 | 0 |
| OPPONENTS | 32 | 20 | 332 | 10.4 | 47 | 0 |

| KICKOFF RETURNS | No | Yds | Avg | Long | TD |
|------------------|-----------|-------------|-------------|-----------|----------|
| Williams | 30 | 536 | 17.9 | 33 | 0 |
| Lewis | 9 | 168 | 18.7 | 26 | 0 |
| Smith | 9 | 167 | 18.6 | 28 | 0 |
| Jervey | 8 | 209 | 26.1 | 68 | 0 |
| Streets | 8 | 180 | 22.5 | 37 | 0 |
| Jackson | 1 | 9 | 9.0 | 9 | 0 |
| Milem | 1 | 13 | 13.0 | 13 | 0 |
| Okeafor | 1 | 17 | 17.0 | 17 | 0 |
| Plummer | 1 | 0 | 0.0 | 0 | 0 |
| Stokes | 0 | 0 | — | — | 0 |
| 49ERS | 68 | 1299 | 19.1 | 68 | 0 |
| OPPONENTS | 63 | 1358 | 21.6 | 57 | 0 |

| FIELD GOALS | 1-19 | 20-29 | 30-39 | 40-49 | 50+ |
|------------------|------------|------------|------------|--------------|------------|
| Richey | 0/0 | 6/7 | 6/8 | 3/6 | 0/1 |
| 49ERS | 0/0 | 6/7 | 6/8 | 3/6 | 0/1 |
| OPPONENTS | 0/0 | 8/8 | 6/8 | 11/13 | 1/2 |

REVIEW



RICHEY: () () (21G) (38G, 47G) (33G, 29G) (29B) () (38G) (53N, 44G, 49N) (34N) (43N) (32G, 30G, 26G) (22G, 28G, 38G) () (33N, 28G) (48N, 44G)

OPPONENTS: (43G, 44G, 24G, 44G, 48G) (24G) (47G, 25G) (40G) (51N, 32G, 27G) (23G, 35G, 41N, 35N) (35G) (30G, 38G) (48G, 46G) (44G) (34N) (21G, 51G) (34G) (40G, 41G, 28G) () (41N, 20G)

| PASSING | Att | Cmp | Yds | Cmp% | Yds/Att | TD | TD% | Int | Int% | Long | Sack/Lost | Rating |
|------------------|------------|------------|-------------|-------------|-------------|-----------|------------|-----------|------------|------------|---------------|-------------|
| Garcia | 561 | 355 | 4278 | 63.3 | 7.63 | 31 | 5.5 | 10 | 1.8 | 69t | 24/155 | 97.6 |
| Mirer | 20 | 10 | 126 | 50.0 | 6.30 | 1 | 5.0 | 0 | 0.0 | 26 | 1/6 | 86.7 |
| Rattay | 1 | 1 | -4 | 100.0 | -4.00 | 0 | 0.0 | 0 | 0.0 | -4 | 0/0 | 79.2 |
| Rice | 1 | 0 | 0 | 0.0 | 0.00 | 0 | 0.0 | 0 | 0.0 | 0 | 0/0 | 39.6 |
| 49ERS | 583 | 366 | 4400 | 62.8 | 7.55 | 32 | 5.5 | 10 | 1.7 | 69t | 25/161 | 97.0 |
| OPPONENTS | 558 | 320 | 4185 | 57.3 | 7.50 | 25 | 4.5 | 13 | 2.3 | 78t | 38/270 | 86.4 |

2000 49ERS DEFENSIVE STATISTICS

(REGULAR SEASON)
BASED ON COACHES REVIEW OF GAME FILM

| Name | Tackles | | | Sacks/Yds | Int/Yds | PD |
|------------------------|------------|------------|------------|-------------------|---------------|-----------|
| | Solo | Ast | Total | | | |
| Tubbs, Winfred | 63 | 46 | 109 | 2.0/9.0 | 1/11 | 4 |
| Schulters, Lance | 75 | 15 | 90 | 0.5/3.0 | 0/0 | 5 |
| Norton Jr., Ken | 47 | 39 | 86 | 0/0 | 0/0 | 0 |
| Plummer, Ahmed | 59 | 9 | 68 | 0/0 | 0/0 | 7 |
| Buckner, Brentson | 45 | 16 | 61 | 6.0/42.0 | 0/0 | 4 |
| Young, Bryant | 35 | 16 | 51 | 9.5/77.5 | 0/0 | 3 |
| Montgomery, Monty | 46 | 3 | 49 | 0.5/3.0 | 3/68 | 8 |
| Peterson, Julian | 32 | 15 | 47 | 4.0/33.0 | 2/33 | 4 |
| Webster, Jason | 39 | 5 | 44 | 0/0 | 2/78 | 13 |
| Posey, Jeff | 24 | 18 | 42 | 0.5/4.5 | 0/0 | 1 |
| Prioleau, Pierson | 33 | 5 | 38 | 0/0 | 1/13 | 4 |
| Bronson, Zack | 25 | 6 | 31 | 0/0 | 3/75 | 5 |
| Okeafor, Chike | 21 | 7 | 28 | 3.0/24.0 | 0/0 | 1 |
| Engelberger, John | 20 | 8 | 28 | 3.0/22.0 | 0/0 | 0 |
| Pleasant, Anthony | 18 | 5 | 23 | 2.0/6.0 | 0/0 | 2 |
| Killings, Cedric | 12 | 6 | 18 | 3.0/18.0 | 0/0 | 0 |
| Ulmer, Artie | 8 | 10 | 18 | 1.0/5.0 | 0/0 | 0 |
| Keith, John | 9 | 6 | 15 | 1.0/5.0 | 1/0 | 2 |
| Heard, Ronnie | 11 | 3 | 14 | 2.0/12.0 | 0/0 | 0 |
| Bryant, Junior | 10 | 2 | 12 | 0/0 | 0/0 | 0 |
| Parker, Anthony | 9 | 0 | 9 | 0/0 | 0/0 | 4 |
| Milem, John | 4 | 2 | 6 | 0/0 | 0/0 | 0 |
| Hobgood-Chittick, Nate | 3 | 3 | 6 | 0/0 | 0/0 | 0 |
| Ulbrich, Jeff | 3 | 0 | 3 | 0/0 | 0/0 | 0 |
| McGrew, Reggie | 2 | 1 | 3 | 0/0 | 0/0 | 0 |
| Kyle, Jason | 2 | 1 | 3 | 0/0 | 0/0 | 0 |
| Thomas, Edward | 2 | 0 | 2 | 0/0 | 0/0 | 0 |
| Totals | 657 | 247 | 904 | 38.0/264.0 | 13/278 | 67 |

FORCED FUMBLES (11): Pierson Prioleau (2), Zack Bronson (2), Winfred Tubbs (1), Lance Schulters (1), Brentson Buckner (1), Jason Webster (1), Chike Okeafor (1), John Engelberger (1), Reggie McGrew (1)

FUMBLE RECOVERIES (7): Winfred Tubbs (1), Lance Schulters (1), Ken Norton Jr. (1), Bryant Young (1), Jason Webster (1), Jeff Posey (1), Nate Hobgood-Chittick (1)

2000 49ERS REGULAR SEASON SPECIAL TEAMS STATISTICS

| Name | Tackles | | | Name | Tackles | | |
|-------------------|---------|-----|-------|-------------------|-----------|-----------|------------|
| | Solo | Ast | Total | | Solo | Ast | Total |
| Jackson, Terry | 6 | 13 | 19 | Moore, Jason | 3 | 2 | 5 |
| Posey, Jeff | 7 | 7 | 14 | Heard, Ronnie | 3 | 1 | 4 |
| Lewis, Jonas | 6 | 8 | 14 | Smith, Paul | 3 | 1 | 4 |
| Ulmer, Artie | 5 | 7 | 12 | Okeafor, Chike | 1 | 2 | 3 |
| Prioleau, Pierson | 7 | 3 | 10 | Bronson, Zack | 2 | 0 | 2 |
| Parker, Anthony | 4 | 6 | 10 | Swift, Justin | 0 | 2 | 2 |
| Webster, Jason | 3 | 6 | 9 | Montgomery, Monty | 1 | 0 | 1 |
| Steets, Tai | 5 | 3 | 8 | Milem, John | 1 | 0 | 1 |
| Engelberger, John | 5 | 1 | 6 | Thomas, Edward | 1 | 0 | 1 |
| Jervy, Travis | 4 | 2 | 6 | Peterson, Julian | 0 | 1 | 1 |
| Jennings, Brian | 4 | 2 | 6 | Ulbrich, Jeff | 0 | 1 | 1 |
| Keith, John | 2 | 4 | 6 | Totals | 73 | 72 | 145 |

FORCED FUMBLES (1): John Keith (1)

FUMBLE RECOVERIES (1): Jonas Lewis (1)



2000 49ERS REGULAR SEASON PLAYER PARTICIPATION CHART

REVIEW

| PLAYER | Wk 1 | Wk 2 | Wk 3 | Wk 4 | Wk 5 | Wk 6 | Wk 7 | Wk 8 | Wk 9 | Wk 10 | Wk 11 | Wk 12 | Wk 13 | Wk 14 | Wk 15 | Wk 16 | Wk 17 | |
|--------------------|------|------|--------|------|------|------|-------|-------|--------|-------|-------|-------|-------|-------|-------|-------|-------|--------------|
| | Ad | CAR | St. L. | Dal | AZ | OAK | GB | Car | St. L. | N.O. | KC | ATL | bye | SD | N.O. | CHI | Den. | GP/GS/DNP/IA |
| Beasley, Fred | 9-3 | 9-10 | 9-17 | 9-24 | 10-1 | 10-8 | 10-15 | 10-22 | 10-29 | 11-5 | 11-12 | 11-19 | 11-26 | 12-3 | 12-10 | 12-17 | 12-23 | 15/15/0/1 |
| Bronson, Zack | FB | FB | FB | FB | FB | FB | FB | FB | FB | FB | IA | FB | FB | FB | FB | FB | FB | 9/7/0/7 |
| Brown, Ray | P | SS | IA | P | IA | IA | IA | IA | IA | IA | FS | FS | FS | FS | FS | FS | FS | 16/16/0/0 |
| Bryant, Junior | LG | LG | LG | LG | LG | LG | LG | LG | LG | LG | LG | LG | LG | LG | LG | LG | LG | 3/3/0/3 |
| Buckner, B. | DE | DE | DE | IA | IA | IA | IR | IR | IR | IR | IR | IR | IR | IR | IR | IR | IR | 16/16/0/0 |
| Carmazzi, Gio | DT | DT | DT | DT | DT | DT | DT | DT | DT | DT | DT | DT | DT | DT | DT | DT | DT | 0/0/0/6 |
| Clark, Greg | IA | IA | IA | IA | IA | IA | IA | IA | IA | IA | IA | IA | IA | IA | IA | IA | IA | 15/15/0/1 |
| Dalman, Chris | TE | TE | TE | TE | TE | TE | IA | TE | TE | TE | TE | TE | TE | TE | TE | TE | TE | 0/0/0/0 |
| Deese, Derrick | IR | IR | IR | IR | IR | IR | IR | IR | IR | IR | IR | IR | IR | IR | IR | IR | IR | 13/13/0/3 |
| Dercher, Dan | LT | LT | LT | LT | LT | LT | LT | LT | LT | LT | IA | IA | IA | LT | LT | LT | IA | 2/0/1/13 |
| Dunlap, London | IA | IA | IA | IA | IA | IA | IA | IA | IA | IA | P | DNP | IR | IA | IA | IA | P | 0/0/0/0 |
| Dupree, T. | IR | IR | NR | NR | NR | NR | NR | NR | NR | NR | NR | NR | NR | NR | NR | NR | NR | 0/0/0/0 |
| Engelberger, J. | IR | IR | IR | IR | IR | IR | IR | IR | IR | IR | IR | IR | IR | IR | IR | IR | IR | 16/13/0/0 |
| Flore, Dave | P | P | P | DE | DE | DE | DE | DE | DE | DE | DE | DE | DE | DE | DE | DE | DE | 15/15/0/1 |
| Garcia, Jeff | RG | RG | RG | RG | RG | RG | RG | RG | RG | RG | RG | RG | RG | RG | RG | RG | IA | 16/16/0/0 |
| Gamer, Charlie | QB | QB | QB | QB | QB | QB | QB | QB | QB | QB | QB | QB | QB | QB | QB | QB | QB | 16/15/0/1 |
| Gragg, Scott | RB | RB | RB | RB | P | RB | RB | RB | RB | RB | RB | RB | RB | RB | RB | RB | RB | 16/16/0/0 |
| Head, Ronnie | RT | RT | RT | RT | RT | RT | RT | RT | RT | RT | RT | RT | RT | RT | RT | RT | RT | 13/30/1/1 |
| Hearst, Garrison | NR | NR | P | IA | P | P | P | P | P | P | P | P | P | P | SS | SS | SS | 0/0/4/0 |
| Hobgood-Chittick | PUP | PUP | PUP | PUP | PUP | PUP | PUP | PUP | PUP | PUP | PUP | PUP | PUP | IA | IA | IA | IA | 5/0/0/5 |
| Hopson, Tyrone | NR | NR | NR | NR | NR | NR | NR | NR | P | P | P | P | P | IA | IA | IA | P | 3/1/0/2 |
| Jackson, Terry | PS | PS | PS | PS | PS | PS | PS | PS | PS | PS | PS | IA | IA | IA | P | P | P | 15/11/1/0 |
| Jennings, Brian | P | P | P | P | P | P | P | P | P | P | P | P | P | P | P | P | P | 16/00/0/0 |
| Jervy, Travis | P | P | P | IA | P | P | P | P | P | IR | IR | IR | IR | IR | IR | IR | IR | 8/0/1/1 |
| Keith, John | P | P | P | SS | SS | SS | SS | SS | SS | IR | IR | IR | IR | IR | IR | IR | IF | 6/3/0/0 |
| Killings, Cedric | IA | IA | P | P | P | P | P | DT | P | P | P | P | P | P | P | P | P | 14/10/2/0 |
| Kyle, Jason | NR | NR | NR | NR | NR | NR | NR | NR | NR | IA | IA | IA | IA | IA | P | IA | P | 2/0/0/5 |
| Ledford, D. | P | IA | NR | NR | NR | NR | NR | NR | NR | NR | NR | NR | NR | NR | NR | NR | NR | 1/0/0/1 |
| Lewis, Jonas | IA | P | IA | P | P | P | NR | PS | PS | PS | P | P | P | P | P | P | P | 10/0/2/2 |
| Lynch, Ben | IA | DNP | DNP | DNP | DNP | DNP | P | P | P | P | P | P | P | P | P | P | P | 9/0/6/1 |
| McGrew, Reggie | P | P | IA | P | P | IA | IA | P | IA | IA | P | P | P | P | IA | P | P | 10/0/0/6 |
| Milem, John | P | P | P | P | P | P | P | P | P | P | P | P | P | P | P | P | P | 16/00/0/0 |
| Mirer, Rick | DNP | P | DNP | DNP | DNP | DNP | DNP | DNP | DNP | DNP | DNP | DNP | DNP | DNP | DNP | DNP | DNP | 10/15/0/0 |
| Montgomery, M. | CB | CB | IA | CB | CB | CB | CB | FS | CB | CB | P | P | P | P | P | P | P | 15/9/0/1 |
| Moore, Jason | NR | NR | NR | NR | NR | NR | P | P | P | P | IA | PS | PS | PS | PS | P | P | 5/0/1/1 |
| Newberry, J. | C | C | C | C | C | C | C | C | C | C | C | C | C | C | C | C | C | 16/16/0/0 |
| Norton Jr., Ken | LB | LB | LB | LB | LB | LB | LB | LB | LB | LB | LB | LB | LB | LB | LB | LB | LB | 16/16/0/0 |
| Okeafor, Chike | P | P | P | IA | P | P | P | P | P | P | P | P | P | P | P | P | P | 15/0/0/1 |
| Ostrowski, Phil | DNP | P | P | P | P | P | P | P | P | P | P | P | P | P | IA | IA | P | 13/0/1/2 |
| Owens, Terrell | WR | WR | WR | WR | SUS | WR | WR | WR | WR | WR | WR | WR | WR | WR | WR | WR | WR | 14/13/0/2 |
| Parker, Anthony | P | P | P | P | P | P | P | P | P | P | P | P | P | P | P | P | P | 16/00/0/0 |
| Peterson, Julian | P | P | P | P | P | P | P | P | P | P | P | P | P | P | P | P | P | 13/7/0/3 |
| Pleasant, A. | DE | DE | DE | DE | DE | DE | DE | DE | DE | DE | DE | DE | DE | DE | DE | DE | DE | 16/16/0/0 |
| Plummer, A. | CB | CB | CB | CB | CB | CB | CB | CB | P | P | P | P | P | P | P | P | P | 16/14/0/0 |
| Posye, Jeff | LB | LB | LB | LB | LB | P | LB | LB | LB | LB | P | P | P | P | P | P | P | 16/9/0/0 |
| Pringleau, Pierson | FS | FS | FS | P | P | P | FS | P | FS | FS | P | P | P | IA | P | P | IA | 14/6/0/2 |
| Rattay, Tim | EQ | EQ | EQ | EQ | EQ | EQ | EQ | EQ | EQ | EQ | EQ | EQ | EQ | P | EQ | EQ | EQ | 10/0/1/5 |
| Rice, Jerry | WR | WR | WR | WR | WR | WR | WR | WR | WR | WR | WR | WR | WR | WR | WR | WR | WR | 16/16/0/0 |
| Richey, Wade | P | P | P | P | P | P | P | P | P | P | P | P | P | P | P | P | P | 16/0/0/0 |
| Schulters, Lance | SS | IA | SS | FS | FS | FS | SS | SS | SS | SS | SS | SS | SS | SS | IA | IA | IR | 12/12/0/3 |
| Smith, Paul | IA | IA | IA | IA | IA | IA | P | P | P | P | P | P | P | P | P | P | P | 10/0/0/6 |
| Stanley, Chad | P | P | P | P | P | P | P | P | P | P | P | P | P | P | P | P | P | 16/0/0/0 |
| Stokes, J.J. | P | P | P | P | WR | P | P | P | P | P | P | WR | WR | WR | P | P | P | 16/3/0/0 |
| Streets, Tai | P | P | P | P | WR | P | P | P | P | P | P | P | P | P | P | P | IA | 15/1/0/1 |
| Swift, Justin | P | P | P | P | P | P | TE | P | P | P | P | P | P | P | P | P | P | 16/1/0/0 |
| Thomas, Edward | P | P | P | PS | PS | PS | P | IA | IA | NR | PS | NR | NR | NR | NR | NR | NR | 4/0/2/2 |
| Tubbs, Winfred | LB | LB | LB | LB | LB | LB | LB | IA | IA | LB | LB | LB | LB | LB | LB | LB | LB | 14/14/0/2 |
| Ulbrich, Jeff | IA | IA | P | IA | IA | IA | P | P | P | IA | IA | IA | IA | IR | IR | IR | IR | 4/0/0/8 |
| Ulmer, Artie | NR | NR | NR | P | P | P | P | LB | LB | P | P | P | P | P | P | P | IA | 12/2/0/1 |
| Webster, Jason | P | P | P | P | P | P | P | P | CB | CB | CB | CB | CB | CB | CB | CB | CB | 16/10/0/0 |
| Wesley, Joe | IR | IR | IR | IR | NR | NR | NR | NR | NR | NR | NR | NR | NR | NR | NR | NR | NR | 0/0/0/0 |
| Williams, Kevin | P | P | P | P | P | P | P | P | P | P | P | P | P | P | P | P | P | 16/00/0/0 |
| Willig, Matt | P | P | P | P | P | P | P | P | P | P | P | LT | LT | P | P | P | LT | 16/3/0/0 |
| Young, Bryant | DT | DT | DT | DT | DT | DT | DT | DT | DT | DT | DT | DT | DT | DT | DT | DT | DT | 15/15/0/1 |

Position = Starter, P = Played DNP = Did Not Play IA = Inactive IR = Injured Reserve EQ = Emergency Quarterback
 PUP = Physically Unable to Perform NR = Not on Roster NEI = Non Football Injury

HOME GAMES = CAP/BOLD — road games = lowercase/unbold



2000 GAME-BY-GAME TEAM STATISTICS

OFFENSE

| Game | Date | First Downs | | | | Rushing | | Passing | | Pen | Fum | Punts | TD's | | |
|----------------|-------|-------------|----|----|----|---------|-----|---------|-----|------|---------|--------|------|--------|-------------|
| | | Tot | Rn | Ps | Pn | Att | Yds | Gross | Net | | | | | SK/Yds | Att/Cmp/Int |
| at Atlanta | 9/3 | 23 | 6 | 16 | 1 | 24 | 92 | 253 | 247 | 1/6 | 36/23/1 | 7/42 | 3/0 | 5/39.2 | 1/3/0 |
| Carolina | 9/10 | 21 | 8 | 10 | 3 | 21 | 90 | 307 | 296 | 1/6 | 40/22/1 | 9/67 | 1/1 | 4/44.3 | 2/1/0 |
| at St. Louis | 9/17 | 16 | 5 | 11 | 0 | 21 | 111 | 290 | 290 | 0/0 | 34/21/2 | 7/53 | 0/0 | 6/40.0 | 0/3/0 |
| at Dallas | 9/24 | 27 | 13 | 11 | 3 | 47 | 261 | 178 | 178 | 0/0 | 27/16/0 | 8/94 | 0/0 | 1/52.0 | 1/4/0 |
| Arizona | 10/1 | 18 | 5 | 13 | 0 | 32 | 130 | 220 | 215 | 1/5 | 33/22/0 | 6/40 | 1/1 | 6/37.8 | 2/1/0 |
| Oakland | 10/8 | 28 | 8 | 18 | 2 | 34 | 136 | 336 | 336 | 0/0 | 41/28/0 | 13/124 | 2/2 | 5/23.8 | 0/4/0 |
| at Green Bay | 10/15 | 23 | 5 | 15 | 3 | 19 | 95 | 336 | 319 | 2/17 | 42/27/0 | 4/53 | 1/0 | 5/33.6 | 0/4/0 |
| at Carolina | 10/22 | 20 | 5 | 14 | 1 | 18 | 128 | 307 | 283 | 3/24 | 39/25/1 | 13/82 | 3/1 | 1/37.0 | 0/2/0 |
| St. Louis | 10/29 | 15 | 6 | 8 | 1 | 18 | 92 | 243 | 233 | 2/10 | 44/26/0 | 8/80 | 2/0 | 6/43.8 | 1/2/0 |
| at New Orleans | 11/5 | 19 | 4 | 12 | 3 | 20 | 84 | 262 | 262 | 0/0 | 36/22/2 | 14/97 | 1/0 | 3/38.7 | 1/1/0 |
| Kansas City | 11/12 | 25 | 10 | 13 | 2 | 37 | 149 | 244 | 240 | 1/4 | 25/20/0 | 6/53 | 0/0 | 5/33.2 | 3/0/0 |
| Atlanta | 11/19 | 17 | 6 | 10 | 1 | 32 | 127 | 210 | 210 | 0/0 | 31/16/0 | 9/85 | 1/1 | 4/38.5 | 0/1/0 |
| at San Diego | 12/3 | 19 | 5 | 13 | 1 | 28 | 73 | 319 | 312 | 2/7 | 33/19/0 | 8/60 | 0/0 | 4/40.0 | 2/2/1 |
| New Orleans | 12/10 | 21 | 6 | 14 | 1 | 21 | 110 | 305 | 288 | 2/17 | 38/25/2 | 2/15 | 1/1 | 5/43.6 | 2/2/0 |
| Chicago | 12/17 | 26 | 3 | 23 | 0 | 27 | 77 | 402 | 378 | 4/23 | 44/36/0 | 9/80 | 4/1 | 6/44.7 | 0/2/0 |
| at Denver | 12/23 | 16 | 3 | 10 | 3 | 15 | 46 | 188 | 146 | 6/42 | 40/18/1 | 11/110 | 2/1 | 4/41.5 | 0/1/0 |

DEFENSE

| Game | Date | First Downs | | | | Rushing | | Passing | | Pen | Fum | Punts | TD's | | |
|----------------|-------|-------------|----|----|----|---------|-----|---------|-----|------|---------|-------|------|--------|-------------|
| | | Tot | Rn | Ps | Pn | Att | Yds | Gross | Net | | | | | SK/Yds | Att/Cmp/Int |
| at Atlanta | 9/3 | 22 | 6 | 13 | 3 | 32 | 95 | 264 | 264 | 0/0 | 31/16/0 | 4/51 | 2/1 | 2/47.5 | 0/2/1 |
| Carolina | 9/10 | 27 | 7 | 18 | 2 | 34 | 98 | 364 | 352 | 2/14 | 32/24/1 | 6/50 | 1/0 | 3/31.3 | 2/3/0 |
| at St. Louis | 9/17 | 32 | 9 | 19 | 4 | 28 | 140 | 394 | 389 | 1/5 | 34/23/2 | 3/25 | 2/0 | 3/51.3 | 3/2/0 |
| at Dallas | 9/24 | 18 | 6 | 9 | 3 | 14 | 76 | 250 | 222 | 3/28 | 31/18/1 | 5/62 | 2/2 | 3/45.3 | 1/2/0 |
| Arizona | 10/1 | 16 | 5 | 11 | 0 | 24 | 126 | 239 | 239 | 0/0 | 41/24/0 | 4/40 | 4/2 | 4/43.8 | 1/1/0 |
| Oakland | 10/8 | 31 | 11 | 12 | 8 | 33 | 164 | 310 | 307 | 1/3 | 43/21/1 | 10/74 | 1/1 | 4/43.5 | 2/2/0 |
| at Green Bay | 10/15 | 22 | 10 | 10 | 2 | 34 | 132 | 266 | 246 | 2/20 | 27/20/0 | 9/65 | 0/0 | 5/38.4 | 3/1/0 |
| at Carolina | 10/22 | 26 | 3 | 19 | 4 | 25 | 98 | 309 | 292 | 3/17 | 44/28/0 | 6/63 | 0/0 | 2/42.0 | 0/3/1 |
| St. Louis | 10/29 | 22 | 8 | 14 | 0 | 30 | 149 | 310 | 298 | 2/12 | 39/22/1 | 11/90 | 1/0 | 5/42.4 | 2/2/0 |
| at New Orleans | 11/5 | 25 | 7 | 15 | 3 | 39 | 111 | 275 | 236 | 4/39 | 27/21/0 | 10/54 | 0/0 | 3/46.3 | 1/3/0 |
| Kansas City | 11/12 | 20 | 7 | 11 | 2 | 15 | 49 | 271 | 240 | 3/31 | 40/22/1 | 7/50 | 1/0 | 4/43.3 | 1/0/0 |
| Atlanta | 11/19 | 11 | 3 | 6 | 2 | 20 | 93 | 154 | 118 | 4/36 | 33/16/1 | 6/40 | 1/0 | 5/44.4 | 0/0/0 |
| at San Diego | 12/3 | 18 | 3 | 12 | 3 | 13 | 49 | 266 | 254 | 2/12 | 47/24/4 | 8/68 | 1/1 | 6/41.5 | 1/1/0 |
| New Orleans | 12/10 | 21 | 12 | 9 | 0 | 38 | 216 | 203 | 172 | 5/31 | 29/12/0 | 1/5 | 1/0 | 5/40.6 | 1/2/0 |
| Chicago | 12/17 | 8 | 2 | 5 | 1 | 18 | 39 | 73 | 65 | 2/8 | 29/9/1 | 4/30 | 0/0 | 9/43.8 | 0/0/0 |
| at Denver | 12/23 | 28 | 11 | 11 | 6 | 42 | 159 | 219 | 203 | 4/16 | 31/20/0 | 8/90 | 2/1 | 2/38.5 | 4/1/0 |

TO SERVE AND PROTECT

The 49ers offensive line did a great job protecting Jeff Garcia last year. Against Atlanta (11-19), they produced their fifth sackless game of the year. In 583 attempts, 49ers passers were sacked just 25 times - the third fewest in the league behind Indianapolis and the Jets (20). That breaks down to an average of one sack every 23.3 dropbacks - the best 49ers ratio in the past 21 seasons. Considering the 49ers trailed many of their games in the fourth quarter, the sack-per-dropback ratio is even more impressive. Against St. Louis (10-29), the 49ers called just five runs in the second half and Garcia was sacked just once. At New Orleans (11-5), the team called just nine run plays in 37 second-half snaps and Garcia was not touched.



2000 REGULAR SEASON OFFENSIVE HIGHS & LOWS

49ERS

| | High | | Low | |
|-------------------------|-------------------------|---------|-------------------------|---------|
| Points Scored | 45 at San Diego | (12/3) | 9 at Denver | (12/23) |
| Total Touchdowns | 5 at San Diego | (12/3) | 1 at Denver | (12/23) |
| | at Dallas | (9/24) | vs. Atlanta | (11/19) |
| First Downs | 28 vs. Oakland | (10/8) | 15 vs. St. Louis | (10/29) |
| Total Yards | 472 vs. Oakland | (10/8) | 192 at Denver | (12/23) |
| Total Plays | 76 vs. Chicago | (12/17) | 55 at St. Louis | (9/17) |
| Rushing Yards | 261 at Dallas | (9/24) | 46 at Denver | (12/23) |
| Rushing Attempts | 47 at Dallas | (9/24) | 15 at Denver | (12/23) |
| Rushing Average | 7.1 at Carolina | (10/22) | 2.6 at San Diego | (12/3) |
| Rushing Touchdowns | 3 vs. Kansas City | (11/12) | 0 Several times - Last: | |
| | | | at Denver | (12/23) |
| Rushing Long | 42 at Carolina | (10/22) | 10 at San Diego | (12/3) |
| Passing Attempts | 44 vs. Chicago | (12/17) | 25 vs. Kansas City | (11/12) |
| | vs. St. Louis | (10/29) | | |
| Passing Completions | 36 vs. Chicago | (12/17) | 16 vs. Atlanta | (11/19) |
| | | | at Dallas | (9/24) |
| Passing Yards | 402 vs. Chicago | (12/17) | 178 at Dallas | (9/24) |
| Passing Touchdowns | 4 Several times - Last: | | 0 vs. Atlanta | (11/19) |
| | at Green Bay | (10/15) | vs. Kansas City | (11/12) |
| Passing Long | 69t vs. New Orleans | (12/10) | 21 at Denver | (12/23) |
| Quarterback Sacked | 6 at Denver | (12/23) | 0 Several times - Last: | |
| | | | vs. Atlanta | (11/19) |
| Quarterback Intercepted | 2 Several times - Last: | | 0 Several times - Last: | |
| | vs. New Orleans | (12/10) | vs. Chicago | (12/17) |
| Punt Returns | 6 vs. Chicago | (12/17) | 0 Several times - Last: | |
| | | | vs. Atlanta | (11/19) |
| Punt Return Yards | 36 vs. Chicago | (12/17) | 0 Several times - Last: | |
| | | | vs. Atlanta | (11/19) |
| Kickoff Returns | 6 Several times - Last: | | 1 vs. Chicago | (12/17) |
| | vs. New Orleans | (12/10) | | |
| Kickoff Return Yards | 153 vs. St. Louis | (10/29) | 19 vs. Chicago | (12/17) |
| Penalties | 14 at New Orleans | (11/5) | 2 vs. New Orleans | (12/10) |
| Penalty Yards | 124 vs. Oakland | (10/8) | 15 vs. New Orleans | (12/10) |
| Time of Possession | 39:08 vs. Chicago | (12/17) | 23:10 at New Orleans | (11/5) |

REVIEW

ALOHA

For 20 consecutive seasons the San Francisco 49ers have sent at least one player to the Pro Bowl in Honolulu. In 2000, the 49ers had three players make the trip to the islands. QB Jeff Garcia, RB Charlie Garner and WR Terrell Owens were the 49ers representatives on the NFC roster. All three were making their first career appearances.



2000 REGULAR SEASON OFFENSIVE HIGHS & LOWS

OPPONENTS

| | High | Low |
|-------------------------------|--|--|
| Points Scored | 41 at St. Louis (9/17) | 0 vs. Chicago (12/17) |
| Total Touchdowns | 5 Several times - Last: at Denver (12/23) | 0 vs. Chicago (12/17) vs. Atlanta (11/19) |
| First Downs | 32 at St. Louis (9/17) | 8 vs. Chicago (12/17) |
| Total Yards | 529 at St. Louis (9/17) | 104 vs. Chicago (12/17) |
| Total Plays | 77 at Denver (12/23) vs. Oakland (10/8) | 49 vs. Chicago (12/17) at Dallas (9/24) |
| Rushing Yards | 216 vs. New Orleans (12/10) | 39 vs. Chicago (12/17) |
| Rushing Attempts | 42 at Denver (12/23) | 13 at San Diego (12/3) |
| Rushing Average | 5.7 vs. New Orleans (12/10) | 2.2 vs. Chicago (12/17) |
| Rushing Touchdowns | 4 at Denver (12/23) | 0 Several times - Last: vs. Chicago (12/17) |
| Rushing Long | 31 at Carolina (10/22) | 7 vs. Chicago (12/17) |
| Passing Attempts | 47 at San Diego (12/3) | 26 at New Orleans (11/5) |
| Passing Completions | 28 at Carolina (10/22) | 9 vs. Chicago (12/17) |
| Passing Yards | 389 at St. Louis (9/17) | 73 vs. Chicago (12/17) |
| Passing Touchdowns | 3 Several times - Last: at New Orleans (11/5) | 0 Several times - Last: vs. Chicago (12/17) |
| Passing Long | 78t at St. Louis (9/17) | 13 vs. Chicago (12/17) |
| Quarterback Sacked | 5 vs. New Orleans (12/10) | 0 vs. Arizona (10/1) at Atlanta (9/3) |
| Quarterback Intercepted | 4 at San Diego (12/3) | 0 Several times - Last: at Denver (12/23) |
| Punt Returns | 5 vs. Arizona (10/1) | 0 at Green Bay (10/15) at Dallas (9/24) |
| Punt Return Yards | 91 vs. St. Louis (10/29) | 0 at Green Bay (10/15) at Dallas (9/24) |
| Kickoff Returns | 9 at San Diego (12/3) | 1 Several times - Last: at Denver (12/23) |
| Kickoff Return Yards | 179 at San Diego (12/3) | 10 vs. Carolina (9/10) |
| Penalties | 11 vs. St. Louis (10/29) | 1 vs. New Orleans (12/10) |
| Penalty Yards | 90 at Denver (12/23) vs. St. Louis (10/29) | 5 vs. New Orleans (12/10) |
| Time of Possession | 36:50 at New Orleans (11/5) | 20:52 vs. Chicago (12/17) |

100-YARD HISTORY

The 49ers have had 139 100-yard rushing games in team history. San Francisco is 101-37-1 (.730) when a player rushes for 100 yards. The 49ers are 12-4 in the last 16 games they have had an individual 100-yard rushing performance. When registering more than 150 yards on the ground as a team, the 49ers are 106-18 since 1981. They are 32-7 in games when rushing for more than 200 yards during that stretch.



2000 TAKEAWAYS / GIVEAWAYS

(Regular Season)

| | Takeaways | | | | Giveaways | | | | Net Diff |
|-----------------------|-----------|----------|-----------|----------------------|-----------|----------|-----------|---------------------|-----------|
| | Int | Fum | Total | Result | Int | Fum | Total | Result | |
| at Atlanta (9/3) | 0 | 1 | 1 | 1 TD | 1 | 0 | 1 | 1 TD | 0 |
| Carolina (9/10) | 1 | 0 | 1 | None | 1 | 1 | 2 | 1 FG | -1 |
| at St. Louis (9/17) | 2 | 0 | 2 | 1 TD | 2 | 0 | 2 | None | 0 |
| at Dallas (9/24) | 1 | 2 | 3 | 1 TD, 1 FG | 0 | 0 | 0 | None | +3 |
| Arizona (10/1) | 0 | 2 | 2 | 1 TD, 1 FG | 0 | 1 | 1 | 1 FG | +1 |
| Oakland (10/8) | 1 | 1 | 2 | 1 TD | 0 | 2 | 2 | 1 TD, 1 FG | 0 |
| at Green Bay (10/15) | 0 | 0 | 0 | None | 0 | 0 | 0 | None | 0 |
| at Carolina (10/22) | 0 | 0 | 0 | None | 1 | 1 | 2 | 1 TD | -2 |
| St. Louis (10/29) | 1 | 0 | 1 | None | 0 | 0 | 0 | None | +1 |
| at New Orleans (11/5) | 0 | 0 | 0 | None | 2 | 0 | 2 | 1 TD | -2 |
| Kansas City (11/12) | 1 | 0 | 1 | 1 TD | 0 | 0 | 0 | None | +1 |
| Atlanta (11/19) | 1 | 0 | 1 | 1 TD | 0 | 1 | 1 | None | 0 |
| BYE (11/26) | | | | | | | | | |
| at San Diego (12/3) | 4 | 1 | 5 | 2 TDs | 0 | 0 | 0 | None | +5 |
| New Orleans (12/10) | 0 | 0 | 0 | None | 2 | 1 | 3 | 1 FG | -3 |
| Chicago (12/17) | 1 | 0 | 1 | None | 0 | 1 | 1 | None | 0 |
| at Denver (12/23) | 0 | 1 | 1 | 1 TD | 1 | 1 | 2 | 1 TD | -1 |
| TOTALS | 13 | 8 | 21 | 10 TDs, 2 FGs | 10 | 9 | 19 | 5 TDs, 4 FGs | +2 |

TOTAL POINTS OFF TURNOVERS

49ers 77

Opponents 47



2000 INSIDE THE 20

(Regular Season)

San Francisco in Bold

| | | |
|----|------------------------|---|
| at | Atlanta (9/3) | 5/4: (4 TDs, 1 loss ball on downs) 1/1: (1FG) |
| | Carolina (9/10) | 4/3: (3TDs, 1 loss ball on downs) 5/5: (4 TDs, 1 FG) |
| at | St. Louis (9/17) | 2/2: (1 TD, 1 FG) 6/5: (4 TDs, 1 FG, 1 INT) |
| at | Dallas (9/24) | 5/5: (4 TDs, 1 FG) 3/3: (3 TDs) |
| | Arizona (10/1) | 5/5: (3 TDs, 2 FGs) 3/3: (1TD, 2 FGs) |
| | Oakland (10/8) | 5/4: (4 TDs, 1 blocked FG) 6/4: (2 TDs, 2 FGs, 1 fumble, 1 missed FG) |
| at | Green Bay (10/15) | 1/1: (1 TD) 4/4: (3 TDs, 1 FG) |
| at | Carolina (10/22) | 4/2: (1 TD, 1 FG, 1 fumble, 1 loss ball on downs) 5/4: (3 TDs, 1 FG, 1 end of game) |
| | St. Louis (10/29) | 2/2: (2 TDs) 5/4: (4 TDs, 1 end of game) |
| at | New Orleans (11/5) | 4/2: (2 TDs, 1 INT, 1 missed field goal) 3/3: (3 TDs) |
| | Kansas City (11/12) | 4/3: (3 TDs, 1 end of game) 2/1: (1 TD, 1 missed FG) |
| | Atlanta (11/19) | 4/3: (3 FGs, 1 end of game) 1/1: (1 FG) |
| at | San Diego (12/3) | 7/6: (4 TDs, 2 FGs, 1 end of game) 3/3: (2 TDs, 1 FG) |
| | New Orleans (12/10) | 3/3: (3 TDs) 4/4: (2 TDs, 2 FGs) |
| | Chicago (12/17) | 5/2: (1 TD, 1 FG, 1 missed FG, 1 fumble, 1 end of game) 0/0: (None) |
| at | Denver (12/23) | 2/1: (1 TD, 1 INT) 5/4: (3 TDs, 1 FG, 1 missed FG) |

Season Totals:

49ers: 62/48: (37 TDs, 11 FGs, 3 loss ball on downs, 1 blocked FG, 2 fumbles, 2 INTs, 2 missed FGs, 4 end of game)

Opp: 56/49: (35 TDs, 14 FGs, 1 INT, 1 fumble, 3 missed FGs, 2 end of game)



2000 49ERS INDIVIDUAL SUPERLATIVES

(Regular Season)

RUSHING

Attempts

- 36 C. Garner at Dallas (9/24)
- 25 C. Garner vs. Kansas City (11/12)
- 24 C. Garner vs. Oakland (10/8)

Yards

- 201 C. Garner at Dallas (9/24)
- 109 C. Garner vs. Oakland (10/8)
- 102 C. Garner vs. Kansas City (11/12)

Average (3 att. minimum)

- 12.8 J. Garcia vs. St. Louis (10/29) (4 att.)
- 8.7 C. Garner at Carolina (10/22) (10 att.)
- 8.4 J. Garcia vs. New Orleans (12/10) (5 att.)

Long

- 42 C. Garner at Carolina (10/22)
- 34 C. Garner vs. Carolina (9/10)
- 33 J. Garcia at Dallas (9/24)

Touchdowns (2 min.)

- 2 J. Garcia vs. New Orleans (12/10)
- J. Garcia vs. Kansas City (11/12)
- C. Garner vs. Arizona (10/1)

PASSING

Attempts

- 44 J. Garcia vs. Chicago (12/17)
- J. Garcia vs. St. Louis (10/29)
- 42 J. Garcia at Green Bay (10/15)
- 41 J. Garcia vs. Oakland (10/8)

Completions

- 36 J. Garcia vs. Chicago (12/17)
- 28 J. Garcia vs. Oakland (10/8)
- 27 J. Garcia at Green Bay (10/15)

Percentage

- 81.8 J. Garcia vs. Chicago (12/17) (36-44)
- 80.0 J. Garcia vs. Kansas City (11/12) (20-25)
- 68.3 J. Garcia vs. Oakland (10/8) (28-41)

Yards

- 402 J. Garcia vs. Chicago (12/17)
- 336 J. Garcia at Green Bay (10/15)
- J. Garcia vs. Oakland (10/8)
- 323 J. Garcia at San Diego (12/3)

Long

- 691 J. Garcia vs. New Orleans (12/10)
- 681 J. Garcia at Dallas (9/24)
- 62 J. Garcia at Carolina (10/22)

Touchdowns (3 min.)

- 4 J. Garcia at Green Bay (10/15)
- J. Garcia vs. Oakland (10/8)
- J. Garcia at Dallas (9/24)
- 3 J. Garcia at St. Louis (9/17)
- J. Garcia at Atlanta (9/3)

RECEIVING

Receptions

- *20 T. Owens vs. Chicago (12/17)
- 12 T. Owens vs. Oakland (10/8)
- 8 T. Owens vs. St. Louis (10/29)
- T. Owens at Green Bay (10/15)

Yards

- 283 T. Owens vs. Chicago (12/17)
- 176 T. Owens vs. Oakland (10/8)
- 129 T. Owens vs. New Orleans (12/10)

Average (3 rec. minimum)

- 24.7 J. Stokes at San Diego (12/3) (3 rec.)
- 23.2 T. Owens at San Diego (12/3) (4 rec.)
- 22.0 J. Stokes vs. Kansas City (11/12) (3 rec.)

Long

- 691 T. Owens vs. New Orleans (12/10)
- 681 J. Rice at Dallas (9/24)
- 62 C. Garner at Carolina (10/22)

Touchdowns (2 min.)

- 2 J. Rice at San Diego (12/3)
- T. Owens vs. St. Louis (10/29)
- T. Owens at Green Bay (10/15)
- T. Owens vs. Oakland (10/8)
- T. Owens at Dallas (9/24)
- J. Rice at Dallas (9/24)
- F. Beasley at Atlanta (9/3)

RETURNS

Punt Return Attempts

- 6 K. Williams vs. Chicago (12/17)
- 3 K. Williams at San Diego (12/3)
- K. Williams vs. St. Louis (10/29)

Punt Return Yards

- 36 K. Williams vs. Chicago (12/17)
- 34 K. Williams at San Diego (12/3)
- 30 K. Williams vs. New Orleans (12/10)

Punt Return Average

- 21.0 K. Williams at Denver (12/23)
- 16.0 K. Williams vs. Carolina (9/10)
- 15.0 K. Williams vs. New Orleans (12/10)
- K. Williams at Dallas (9/24)

Long Punt Return

- 25 K. Williams vs. New Orleans (12/10)
- 24 K. Williams at San Diego (12/3)
- 21 K. Williams at Denver (12/23)

Kick Return Attempts

- 6 K. Williams vs. Carolina (9/10)
- 5 P. Smith at Carolina (10/22)
- 4 J. Lewis at Denver (12/23)
- T. Streets at New Orleans (11/5)

Kick Return Yards

- 98 T. Streets at New Orleans (11/5)
- 85 J. Lewis at Denver (12/23)
- 84 K. Williams vs. Carolina (9/10)

Return Average

- 68.0 T. Jervy vs. St. Louis (10/29)
- 36.0 T. Streets at San Diego (12/3)
- 33.0 K. Williams at New Orleans (11/5)

Long Kick Return

- 68 T. Jervy vs. St. Louis (10/29)
- 37 T. Streets at New Orleans (11/5)
- 36 T. Streets at San Diego (12/3)

Interceptions

- 2 M. Montgomery at San Diego (12/3)
- Z. Bronson at San Diego (12/3)
- 1 Several

Interceptions for a Touchdown

- 1 M. Montgomery at San Diego (12/3)
- J. Webster vs. Atlanta (11/19)

Long Interception Returns

- 701 J. Webster vs. Atlanta (11/19)
- 461 M. Montgomery at San Diego (12/3)
- 43 Z. Bronson at San Diego (12/3)

Long Fumble Returns

- 16 L. Schulters at San Diego (12/3)
- 1 J. Webster at Dallas (9/24)

* NFL Record



OPPONENTS INDIVIDUAL SUPERLATIVES

RUSHING

Attempts

- 27 R. Williams at New Orleans (11/5)
- 26 M. Anderson at Denver (12/23)
- 25 M. Faulk at St. Louis (9/17)

Yards

- 134 M. Faulk at St. Louis (9/17)
- 108 A. Brooks vs. New Orleans (12/10)
- 85 M. Anderson at Denver (12/23)
- T. Biakabutuka at Carolina (10/22)
- R. Gannon vs. Oakland (10/8)

Average (3 att. min.)

- 11.7 B. Favre at Green Bay (10/15) (3 att.)
- 10.8 J. Watson vs. St. Louis (10/29) (4 att.)
- 9.8 A. Brooks vs. New Orleans (12/10) (11 att.)

Long

- 31 T. Biakabutuka at Carolina (10/22)
- 29 A. Brooks vs. New Orleans (12/10)
- J. Anderson vs. Atlanta (11/19)
- 27 M. Pittman vs. Arizona (10/1)

Touchdowns (2 min.)

- 3 M. Faulk at St. Louis (9/17)
- 2 M. Anderson at Denver (12/23)
- M. Faulk vs. St. Louis (10/29)
- A. Green at Green Bay (10/15)

PASSING

Attempts

- 47 R. Leaf at San Diego (12/3)
- 44 S. Buerlein at Carolina (10/22)
- 43 R. Gannon vs. Oakland (10/8)

Completions

- 28 S. Buerlein at Carolina (10/22)
- 24 R. Leaf at San Diego (12/3)
- J. Plummer vs. Arizona (10/1)
- S. Buerlein vs. Carolina (9/10)
- 23 K. Warner at St. Louis (9/17)

Percentage

- 76.9 J. Blake at New Orleans (11/5) (20-26)
- 75.0 S. Buerlein vs. Carolina (9/10) (24-32)
- 74.1 B. Favre at Green Bay (10/15) (20-27)

Yards

- 394 K. Warner at St. Louis (9/17)
- 364 S. Buerlein vs. Carolina (9/10)
- 310 T. Green vs. St. Louis (10/29)
- R. Gannon vs. Oakland (10/8)

Long

- 781 K. Warner at St. Louis (9/17)
- 671 B. Favre at Green Bay (10/15)
- 561 J. Plummer vs. Arizona (10/1)

Touchdowns (2 min.)

- 3 J. Blake at New Orleans (11/5)
- S. Buerlein at Carolina (10/22)
- S. Buerlein vs. Carolina (9/10)

RECEIVING

Receptions

- 9 J. Horn at New Orleans (11/5)
- M. Muhammad at Carolina (10/22)
- 8 R. Smith at Denver (12/23)
- T. Richardson vs. Kansas City (11/12)
- I. Bruce at St. Louis (9/17)
- I. Bruce vs. St. Louis (10/29)
- M. Muhammad vs. Carolina (9/10)

Yards

- 188 I. Bruce at St. Louis (9/17)
- 172 T. Brown vs. Oakland (10/8)
- 167 J. Horn at New Orleans (11/5)

Average (3 rec. minimum)

- 24.6 T. Brown vs. Oakland (10/8) (7 rec.)
- 24.0 T. Mathis at Atlanta (9/3) (3 rec.)
- 23.5 I. Bruce at St. Louis (9/17) (8 rec.)
- T. Holt at St. Louis (9/17) (4 rec.)

Long

- 781 I. Bruce at St. Louis (9/17)
- 671 A. Freeman at Green Bay (10/15)
- 561 D. Boston vs. Arizona (10/1)

Touchdowns (2 min.)

- 2 M. Faulk vs. St. Louis (10/29)
- T. Biakabutuka at Carolina (10/22)
- T. Brown vs. Oakland (10/8)
- J. Harris at Dallas (9/24)

RETURNS

Punt Return Attempts

- 5 M. Cody vs. Arizona (10/1)
- 4 G. Milburn vs. Chicago (12/17)
- 3 A. Hakim vs. St. Louis (10/29)
- A. Hakim at St. Louis (9/17)

Punt Return Yards

- 91 A. Hakim vs. St. Louis (10/29)
- 39 G. Milburn vs. Chicago (12/17)
- 32 M. Cody vs. Arizona (10/1)

Punt Return Average

- 30.3 A. Hakim vs. St. Louis (10/29)
- 20.0 E. Davis vs. Carolina (9/10)
- 13.0 T. Dwight vs. Atlanta (11/19)

Long Punt Return

- 47 A. Hakim vs. St. Louis (10/29)
- 20 M. Cody vs. Arizona (10/1)
- E. Davis vs. Carolina (9/10)
- 15 G. Milburn vs. Chicago (12/17)
- T. Dwight at Atlanta (9/3)

Kick Return Attempts

- 8 R. Jenkins at San Diego (12/3)
- 5 D. Vaughn vs. Atlanta (11/19)
- A. Rossum at Green Bay (10/15)
- M. Jenkins vs. Carolina (10/1)

Kick Return Yards

- 164 R. Jenkins at San Diego (12/3)
- 129 A. Rossum at Green Bay (10/15)
- 114 M. Jenkins vs. Arizona (10/1)

Kick Return Average

- 57.0 D. Vaughn at Atlanta (9/3)
- 27.5 J. Tucker at Dallas (9/24)
- 26.5 F. McAfee vs. New Orleans (12/10)

Long Kick Return

- 57 D. Vaughn at Atlanta (9/3)
- 48 T. Dwight at Atlanta (9/3)
- 40 K. Mathis vs. New Orleans (12/10)

Interceptions

- 2 D. Perry vs. New Orleans (12/10)
- 1 Several

Interception for Touchdown

- 1 M. Minter at Carolina (10/22)
- A. Ambrose at Atlanta (9/3)

Long Interception Returns

- 361 A. Ambrose at Atlanta (9/3)
- 301 M. Minter at Carolina (10/22)
- 22 D. Bly at St. Louis (9/17)



2000 GAME SUMMARIES

GAME 1

VS. ATLANTA FALCONS

SEPTEMBER 3, 2000 @ GEORGIA DOME

LOST 36-28 RECORD 0-1

FB Fred Beasley accounted for three of San Francisco's four touchdowns on the day, but the 49ers fell short, 36-28, in their season opener against the Atlanta Falcons at the Georgia Dome.

San Francisco jumped to a 7-0 lead on the game's opening possession. Beasley capped the eight-play, 74-yard drive with a four-yard scoring grab from **QB Jeff Garcia**. Garcia completed 4-of-4 passes for 57 yards in the opening series.

Atlanta countered, and eventually took a 12-7 lead, with four consecutive field goals from **K Morten Andersen**, including three from 43 yards or longer. The Falcons extended their lead to 19-7, when **QB Chris Chandler** connected with **WR Terance Mathis** on a 43-yard touchdown pass.

The 49ers trimmed the lead to five points, 19-14, shortly before halftime on Beasley's second touchdown of the day. This time, he capped a six-play, 80-yard drive with a one-yard plunge behind the blocking of **LT Derrick Deese** and **LG Ray Brown**. Atlanta, however, extended their lead to eight points, 22-14, on a 48-yard field goal by Andersen as time expired in the first half.

The second half opened with a quick-strike from the Falcons offense. Chandler threw his second touchdown of the day on a 48-yard strike to **WR Shawn Jefferson**. San Francisco responded immediately with a scoring drive of their own. Garcia completed 6-of-7 passes for 58 yards in the drive, including a four-yard toss to Beasley who stretched across the goal line for the touchdown. Beasley's third score of the day pulled the 49ers back within eight, at 29-21.

Atlanta's defense stepped up with a big play for their next score. **CB Ashley Ambrose** stepped in front of a Garcia pass and returned it 36 yards for the score and a 36-21 lead with just over six minutes remaining in the third quarter.

The 49ers scored their final touchdown of the day with 2:50 remaining in the game. **WR Terrell Owens** pulled a pair of would-be tacklers into the end zone from six-yards out. The 49ers would get no closer as Atlanta ran out the clock.

Offensively for San Francisco, **RB Charlie Garner** paced the ground game with 62 yards on 15 carries. Owens led the receiving corps with seven receptions for 72 yards and his one touchdown. Rice added five receptions for 59 yards, while **TE Greg Clark** added four catches for 27 yards.

CB Ahmed Plummer posted a team-high eight tackles and **LB Winfred Tubbs** added seven stops. **S Lance Schulters** had five tackles and one forced fumble before leaving the game with a severely sprained ankle.

| | | | | | | |
|--------------|---|----|----|---|---|----|
| Falcons..... | 6 | 16 | 14 | 0 | - | 36 |
| 49ers..... | 7 | 7 | 7 | 7 | - | 28 |

| | | | |
|---------|---|---------|------|
| 49ers | — Beasley 4 pass from Garcia (Richey kick) | (8-74) | 4:35 |
| Falcons | — FG Andersen 43 | (6-20) | 2:25 |
| Falcons | — FG Andersen 44 | (10-37) | 4:33 |
| Falcons | — FG Andersen 24 | (11-53) | 5:30 |
| Falcons | — FG Andersen 44 | (6-22) | 2:51 |
| Falcons | — Mathis 44 pass from Chandler (Andersen kick) | (5-62) | 2:24 |
| 49ers | — Beasley 1 run (Richey kick) | (6-80) | 1:05 |
| Falcons | — FG Andersen 48 | (7-52) | 1:07 |
| Falcons | — Jefferson 48 pass from Chandler (Andersen kick) | (2-60) | 0:54 |
| 49ers | — Beasley 4 pass from Garcia (Richey kick) | (11-80) | 4:56 |
| Falcons | — Ambrose 36 interception return (Andersen kick) | | |
| 49ers | — Owens 6 pass from Garcia (Richey kick) | (3-26) | 1:06 |



| | 49ers | Falcons | | 49ers | Falcons |
|-------------------------|-------|---------|----------------------------|---------|---------|
| First Downs..... | 23 | 22 | Passes (Att/Comp/Ints).... | 36-23-1 | 31-16-0 |
| Total Net Yards..... | 339 | 359 | Punts-Avg..... | 5-39.2 | 2-47.5 |
| Net Yards Rushing | 92 | 95 | Fumbles-Lost..... | 3-0 | 2-1 |
| Net Yards Passing..... | 247 | 264 | Penalties-Yards..... | 7-42 | 4-51 |

STATISTICAL LEADERS

Rushing

49ers — Garner 15/62, Garcia 2/22, Beasley 5/10 1TD

Falcons — Anderson 24/77, Chandler 4/12

Passing

49ers — Garcia 23/36 for 253 yards 3TD, 11NT

Falcons — Chandler 16/31 for 264 yards 2TD

Receiving

49ers — Owens 7/72 1TD, Rice 5/59, Beasley 3/25 2TD

Falcons — Jefferson 7/148 1TD, Mathis 3/72 1TD

Defensive Leaders

49ers — Plummer 8 tackles, 2 passes defensed, Tubbs 7 tackles, Bryant and Schulters 5 tackles

Falcons — Brooking 9 tackles, Bradford 8 tackles

GAME 2
VS. CAROLINA PANTHERS
SEPTEMBER 10, 2000 @ 3COM PARK
LOST 38-22 RECORD 0-2

The Carolina Panthers scored on four-of-five first-half possessions on their way to a 38-22 victory over the 49ers at 3Com Park. Panthers **QB Steve Beuerlein** completed 24-of-32 passes for 364 yards and three touchdowns in the win.

WR Donald Hayes, **WR Muhsin Muhammad**, **FB William Floyd** and **RB Tshimanga Biakabutuka** all scored touchdowns as the Panthers rolled up 337 yards of total offense in the first half. Carolina also ran 40 plays to the 49ers 23 in the opening half.

San Francisco opened the third quarter with a seven-play, 81-yard drive that was capped when **FB Terry Jackson** scored from one-yard out. The Panthers answered immediately with a seven-play scoring drive of their own that pushed their lead to 35-7.

San Francisco rallied in the fourth quarter behind the arm of **QB Rick Mirer** and the hands of **WR J.J. Stokes**. Mirer stepped in for **QB Jeff Garcia** to open the final period and immediately led the team on an eight-play scoring drive. The drive was capped with a 17-yard scoring strike from Mirer to Stokes. The two also connected on a 19-yard pass play earlier in the drive.

The 49ers added their final score of the day with 1:47 remaining on a two-yard touchdown dive by **FB Fred Beasley**. The two-point conversion was successful from Mirer to Owens for the final score of 38-22.

| | | | | | | |
|-----------------------|----|----|----|----|---|----|
| Panthers | 14 | 14 | 10 | 0 | - | 38 |
| 49ers | 0 | 0 | 7 | 15 | - | 22 |

| | | | |
|-----------------|--|---------|------|
| Panthers | — Floyd 1 run (Cunningham kick) | (10-80) | 5:34 |
| Panthers | — Hayes 24 pass from Beuerlein (Cunningham kick) | (4-80) | 2:24 |
| Panthers | — Muhammad 3 pass from Beuerlein (Cunningham kick) | (5-71) | 2:57 |
| Panthers | — Biakabutuka 1 run (Cunningham kick) | (10-62) | 4:40 |
| 49ers | — Jackson 1 run (Richey kick) | (7-81) | 4:20 |
| Panthers | — Walls 9 pass from Beuerlein (Cunningham kick) | (7-60) | 4:13 |
| Panthers | — FG Cunningham 24 | (5-28) | 1:09 |
| 49ers | — Stokes 17 pass from Mirer (Richey kick) | (8-38) | 3:19 |
| 49ers | — Beasley 2 run (Owens from Mirer conversion) | (5-25) | 0:59 |



| | 49ers | Panthers | | 49ers | Panthers |
|------------------------|-------|----------|----------------------------|---------|----------|
| First Downs..... | 21 | 27 | Passes (Att/Comp/Ints).... | 40-22-1 | 32-24-1 |
| Total Net Yards..... | 391 | 450 | Punts-Avg..... | 4-44.3 | 3-31.3 |
| Net Yards Rushing..... | 95 | 98 | Fumbles-Lost..... | 1-1 | 1-0 |
| Net Yards Passing..... | 296 | 352 | Penalties-Yards..... | 9-67 | 6-50 |

STATISTICAL LEADERS

Rushing

49ers — Garner 11/73, Garcia 3/14, Jackson 1/1 1TD, Beasley 4/2 1TD
Panthers — Biakabutuka 22/75 1TD, Lewis 4/11

Passing

49ers — Garcia 12/20 for 181 yards 11NT, Miler 10/20 for 126 yards 1TD
Panthers — Beuerlein 24/32 for 364 yards 3TD, 11NT

Receiving

49ers — Stokes 5/98 1TD, Owens 5/97
Panthers — Muhammad 8/108 1TD, Hayes 6/115 1TD, Walls 5/99 1TD

Defensive Leaders

49ers — Tubbs 12 tackles, Montgomery 10 tackles, Peterson 3 tackles, 11NT, 1 sack
Panthers — Woodall 7 tackles, Davis 4 tackles, 11NT

GAME 3

VS. ST. LOUIS RAMS

SEPTEMBER 17, 2000 @ TRANS WORLD DOME

LOST 41-24 RECORD 0-3

In a game with 930 total yards of offense, it was the St. Louis Rams who prevailed, 41-24, at the Trans World Dome in St. Louis. San Francisco quarterback **Jeff Garcia** threw for 290 yards and three touchdowns in the defeat.

The game opened in stunning fashion for the 49ers. **LB Winfred Tubbs** stepped in front of a **QB Kurt Warner** pass on the first play of the game and returned it 11 yards to the Rams 29-yard line. On the 49ers first play, Garcia hit **FB Fred Beasley** down the left sideline for a 29-yard touchdown and a quick 7-0 lead.

After trading field goals, the Rams evened the score at 10-10 in the second quarter on a 18-yard touchdown pass from Warner to **WR Tony Horne**. San Francisco re-took the lead at 17-10 on a 20-yard pass from Garcia to **RB Charlie Garner**. The pass capped a five-play, 74-yard drive. With their explosive offense, the Rams struck back immediately with a 78-yard pass from Warner to **WR Isaac Bruce** tying the score at halftime.

St. Louis **RB Marshall Faulk** had the only score in the third quarter as the Rams took a 24-17 lead into the final period. A 25-yard **K Jeff Wilkins** field goal extended the Rams lead to 27-17 before the 49ers responded with a score of their own. **WR Terrell Owens** hauled in a 12-yard score from Garcia to pull the 49ers within three, 27-24, with 12 minutes remaining in the game.

San Francisco would get no closer as the Rams would score twice more in the final period on Faulk touchdown runs of four yards and one yard.

The 49ers received a scare in the third quarter when **DT Junior Bryant** lay motionless on the field after recording a tackle. Bryant was taken off the field by stretcher for X-rays and later transported to a local hospital for a CT scan. The results of the scan showed no neurological damage and Bryant returned to the Bay Area on the team plane.

Injuries also plagued the regular starting lineup of the 49ers. **CB Monty Montgomery** was inactive with a left leg injury sustained the week before. He was replaced in the lineup by rookie **CB Jason Webster**, who made his first NFL start. Webster, along with **CB Ahmed Plummer**, became the first pair of rookies to start a game at corner since Tim McKyer and Don Griffin did in 1986.

S Lance Schulters recorded a team-high 12 tackles for the 49ers. Rookie **DE John Engelberger** recorded the team's lone sack of the day.

| | | | | | | |
|------------|---|----|---|----|---|----|
| Rams..... | 3 | 14 | 7 | 17 | - | 41 |
| 49ers..... | 7 | 10 | 0 | 7 | - | 24 |



| | | | |
|-------|---|---------|------|
| 49ers | — Beasley 29 pass from Garcia (Richey kick) | (1-29) | 0:06 |
| Rams | — FG Wilkins 47 | (7-49) | 3:29 |
| 49ers | — FG Richey 21 | (8-62) | 4:15 |
| Rams | — Horne 18 pass from Warner (Wilkins kick) | (6-77) | 2:57 |
| 49ers | — Garner 20 pass from Garcia (Richey kick) | (5-74) | 2:55 |
| Rams | — Bruce 78 pass from Warner (Wilkins kick) | (1-78) | 0:21 |
| Rams | — FG Wilkins 25 | (9-85) | 4:54 |
| 49ers | — Owens 12 pass from Garcia (Richey kick) | (8-80) | 2:55 |
| Rams | — Faulk 4 run (Wilkins kick) | (7-80) | 4:23 |
| Rams | — Faulk 1 run (Wilkins kick) | (11-78) | 4:45 |

| | 49ers | Rams | 49ers | Rams |
|-------------------------|-------|------|-----------------------------|-----------------|
| First Downs..... | 16 | 32 | Passes (Att/Comp/Ints)..... | 34-21-2 34-23-3 |
| Total Net Yards..... | 401 | 529 | Punts-Avg..... | 6-40-0 3-51.3 |
| Net Yards Rushing | 111 | 140 | Fumbles-Lost..... | 0-0 2-0 |
| Net Yards Passing..... | 290 | 389 | Penalties-Yards..... | 7-53 3-25 |

STATISTICAL LEADERS

Rushing

49ers — Garner 15/87, Garcia 2/12, Beasley 3/10

Rams — Faulk 25/134 3TD

Passing

49ers — Garcia 21/34 for 290 yards 3TD

Rams — Warner 23/34 for 394 yards 2TD

Receiving

49ers — Owens 6/108 1TD, Garner 5/40 1TD, Beasley 4/47 1TD

Rams — Bruce 8/188 1TD, Faulk 7/65, Horne 1/18 1TD

Defensive Leaders

49ers — Schulters 10 tackles, Tubbs 8 tackles, HINT, Engelberger 2 tackles, 1 sack for 5 yards

Rams — Fletcher 12 tackles, Bush 8 tackles

GAME 4
VS. DALLAS COWBOYS
SEPTEMBER 24, 2000 @ TEXAS STADIUM
WON 41-24 RECORD 1-3

RB Charlie Garner rushed for a CAREER-HIGH and TEAM RECORD 201 yards as the San Francisco 49ers rolled to a 41-24 victory over the Dallas Cowboys at Texas Stadium. The victory was the first of the 2000 season for the 49ers and their first since December 12, 1999.

After trading field goals, it was Garner who put the 49ers up for good with a one-yard touchdown run midway through the second quarter. San Francisco then extended its lead to 17-3 on a three-yard touchdown pass from QB Jeff Garcia to WR Terrell Owens. It would be the first of four touchdown passes on the day for Garcia.

Leading 17-10 at halftime, the 49ers opened the third quarter with a quick strike offense. Facing a third and four from their own 34-yard line, Garcia connected with WR Jerry Rice on a 68-yard catch-and-run touchdown pass to push the 49ers lead to 24-10. On the Cowboys next possession the 49ers defense turned up a big play. DE John Engelberger sacked QB Troy Aikman and in the process forced a fumble that was recovered by LB Jeff Posey. K Wade Richey capitalized on the turnover with a 47-yard field goal.

The 49ers closed the third and opened the fourth quarter with a 17-play scoring drive that chewed up 9:35 off the game clock. The drive ended with a five-yard scoring toss from Garcia to Rice. The 17-play drive is the second-longest in team history.

Dallas answered the 49ers score with a touchdown of their own. Aikman connected with TE Jackie Harris on a 11-yard pass that capped a seven-play, 73-yard drive that put the score at 34-17 in favor of the 49ers.

Unfazed, the 49ers answered the Dallas score with yet another impressive scoring drive of their



own. Behind the strong legs of Garner and the precision passing of Garcia, the 49ers marched 77 yards in 13 plays and closed the drive on a Garcia-to-Owens touchdown pass.

The 49ers defense again received strong performances from their rookie class. Engelberger recorded one sack and one forced fumble. Rookie **LB Julian Peterson** posted his second interception of the season and rookie **DT Cedric Killings** added a sack in the fourth quarter.

| | | | | | | |
|---------------|---|----|----|----|---|----|
| Cowboys | 0 | 10 | 0 | 14 | - | 24 |
| 49ers | 3 | 14 | 10 | 14 | - | 41 |

| | | | |
|---------|---|---------|------|
| 49ers | — FG Richey 38 | (9-28) | 4:01 |
| Cowboys | — FG Seder 40 | (9-57) | 5:11 |
| 49ers | — Garner 1 run (Richey kick) | (9-83) | 4:03 |
| 49ers | — Owens 3 pass from Garcia (Richey kick) | (6-28) | 3:16 |
| Cowboys | — Smith 1 run (Seder kick) | (3-83) | 1:07 |
| 49ers | — Rice 68 pass from Garcia (Richey kick) | (3-74) | 1:46 |
| 49ers | — FG Richey 47 | (4-5) | 1:29 |
| 49ers | — Rice 5 pass from Garcia (Richey kick) | (17-98) | 9:35 |
| Cowboys | — Harris 11 pass from Aikman (Seder kick) | (7-73) | 3:07 |
| 49ers | — Owens 1 pass from Garcia (Richey kick) | (13-77) | 7:03 |
| Cowboys | — Harris 16 pass from Stoerner (Seder kick) | (4-54) | 0:42 |

| | 49ers | Cowboys | | 49ers | Cowboys |
|-------------------------|-------|---------|----------------------------|---------|---------|
| First Downs | 27 | 18 | Passes (Att/Comp/Ints).... | 16-27-0 | 32-19-1 |
| Total Net Yards..... | 439 | 298 | Punts-Avg..... | 1-52.0 | 3-45.3 |
| Net Yards Rushing | 261 | 76 | Fumbles-Lost..... | 0-0 | 2-2 |
| Net Yards Passing..... | 178 | 250 | Penalties-Yards..... | 8-94 | 5-62 |

STATISTICAL LEADERS

Rushing

- 49ers — Garner 36/201 1TD, Garcia 6/43
- Cowboys — Smith 11/31 1TD

Passing

- 49ers — Garcia 16/26 for 178 yards 4TD
- Cowboys — Aikman 15/26 for 197 yards 1TD

Receiving

- 49ers — Owens 5/51 2TD, Rice 4/73 2TD
- Cowboys — McKnight 6/129, Harris 3/32 2TD

Defensive Leaders

- 49ers — Tubbs 8 tackles, Engelberger 1 sack, 1 forced fumble, Peterson 1INT
- Cowboys — Wortham 10 tackles, Woodson 9 tackles

GAME 5
VS. ARIZONA CARDINALS
OCTOBER 1, 2000 @ 3COM PARK
WON 27-20 RECORD 2-3

The San Francisco 49ers won their second consecutive game, posting a 27-20 victory over the visiting Arizona Cardinals at 3Com Park.

The 49ers opened the scoring on a five-yard touchdown pass from **QB Jeff Garcia** to **WR Jerry Rice**. The play ended an 11-play, 58-yard drive that saw Garcia complete 5-of-5 passes for 31 yards.

Following a Cardinals field goal, the 49ers pushed their lead to 10-3 on a 33-yard field goal by **K Wade Richey**. On the ensuing kickoff, **S John Keith** forced a fumble of Arizona **KR MarTay Jenkins** and the ball was recovered by **RB Jonas Lewis** at the Arizona 23-yard line. Two Garcia-to-**WR Tai Streets** passes fell incomplete before the tandem connected on a 22-yard gain following a nice shoestring reception by Streets. On the very next play, Garner punched across the goal line from one-yard out to put the 49ers up 17-3.



The Cardinals answered just before halftime when **WR David Boston** took a short pass from **QB Jake Plummer** and, with two quick moves, raced 56 yards into the end zone. The score cut the 49ers lead to 17-10 at the midway point.

San Francisco pushed their lead to 24-10 with 6:17 remaining in the third quarter. Garner scored his second touchdown of the day with a soaring one-yard leap over the pile from one-yard out. With two scores on the day, Garner recorded his first multi-touchdown day as a 49er.

Richey put the final 49ers points on the board with a 29-yard field goal to open the fourth quarter. Arizona added a **K Cary Blanchard** field goal and a four-yard touchdown run by **RB Thomas Jones** to make the final score 27-20.

For the 49ers, Garcia finished the day completing 22-of-33 passes for 220 yards and one touchdown. He also rushed six times for 36 yards. Garner finished the day with 77 yards rushing and two scores. He also caught two passes for 13 yards. Rice added a game-high seven receptions for 66 yards and scored one touchdown.

The 49ers balanced defense was paced by **S Lance Schulters**, who had six tackles and one forced fumble. **LB Julian Peterson** recorded a team-high seven tackles and **LB Winfred Tubbs** had four tackles and one fumble recovery.

| | | | | | | |
|-----------------|---|----|---|----|---|----|
| Cardinals | 0 | 10 | 0 | 10 | - | 20 |
| 49ers | 7 | 10 | 7 | 3 | - | 27 |

| | | | |
|-----------|--|------|---------|
| 49ers | — Rice 5 pass from Garcia (Richey kick) | 5:44 | (11-58) |
| Cardinals | — FG Blanchard 32 | 2:45 | (6-36) |
| 49ers | — FG Richey 33 | 3:32 | (8-64) |
| 49ers | — Garner 1 run (Richey kick) | 0:54 | (4-23) |
| Cardinals | — Boston 56 pass from Plummer (Blanchard kick) | 0:31 | (4-76) |
| 49ers | — Garner 1 run (Richey kick) | 6:05 | (11-63) |
| 49ers | — FG Richey 29 | 2:47 | (7-31) |
| Cardinals | — FG Blanchard 27 | 5:33 | (14-61) |
| Cardinals | — Jones 4 run (Blanchard kick) | 1:15 | (6-70) |

| | 49ers | Cardinals | | 49ers | Cardinals |
|-------------------------|-------|-----------|----------------------------|---------|-----------|
| First Downs..... | 18 | 16 | Passes (Att/Comp/Ints).... | 33-22-0 | 41-24-0 |
| Total Net Yards..... | 345 | 365 | Punts-Avg | 6-37.8 | 4-43.8 |
| Net Yards Rushing | 130 | 126 | Fumbles-Lost..... | 1-1 | 4-2 |
| Net Yards Passing..... | 215 | 239 | Penalties-Yards..... | 6-40 | 4-40 |

STATISTICAL LEADERS

Rushing

49ers — Garner 21/77 2TD, Garcia 6/36

Cardinals — Pittman 11/72, Jones 10/36 1TD

Passing

49ers — Garcia 22/33 for 220 yards 1TD

Cardinals — Plummer 24/41 for 239 yards 1TD

Receiving

49ers — Rice 7/66 1TD, Stokes 4/62, Streets 4/47

Cardinals — Pittman 6/72, Boston 5/56 1TD

Defensive Leaders

49ers — Peterson 7 tackles, Schulters 6 tackles, 2 forced fumbles, Plummer 5 tackles, 1 pass defended

Cardinals — McKinnon 9 tackles, Lassiter 8 tackles, Tillman 8 tackles



GAME 6
VS. OAKLAND RAIDERS
OCTOBER 8, 2000 @ 3COM PARK
LOST 31-28 RECORD 2-4

In a game for the ages, it was the Oakland Raiders outlasting the 49ers in overtime, 34-28, at 3Com Park.

The see-saw affair saw the Raiders jump ahead early on two **K Sebastian Janikowski** field goals before the 49ers bounced back in the second quarter. The 49ers took the lead at 7-6 following a four-yard pass from **QB Jeff Garcia** to **WR Terrell Owens**. San Francisco extended its first half lead to 14-7 when Garcia capped a 12-play, 89-yard drive with a five-yard touchdown pass to **WR Jerry Rice**.

The third quarter belonged entirely to the Raiders. Holding the ball for 11:04 of the quarter, the Raiders scored two touchdowns to pull ahead 21-14. Oakland also scored :12 seconds into the fourth quarter to build a 14-point lead at 28-14.

Undaunted, San Francisco responded to the Raiders fourth quarter score with an eight-play, 81-yard drive that ended with another spectacular catch and run by Owens. Catching the ball at the Raiders 16-yard line, Owens juked right to avoid a tackle, he then switched back to his left where he eluded two other defenders and cruised into the end zone while a fourth would-be tackler missed at the goal line.

Following an interception by **S Pierson Prioleau**, the 49ers took over at the Oakland 13-yard line. Three plays later Garcia found **RB Charlie Garner** for a nine-yard touchdown tying the ballgame at 28-28 with 8:38 remaining.

And then the game got interesting.

Taking the 49ers kickoff, the Raiders opened their next possession at their own 36-yard line. Eight plays later Oakland was staring at fourth-down and 10 from the 49ers 23-yard line. From there, Janikowski trotted out to try a 41-yard field goal. The ball sailed wide left and the 49ers took possession.

On the second play of the drive, Garcia hit Owens for a 28-yard gain that moved the 49ers to the Oakland 38-yard line. At this point the Raiders defense stiffened. On third-and-one, **FB Fred Beasley** was held to no gain. Following a measurement, the 49ers went for it on fourth-and-one from the Raiders 29-yard line. Garner took the handoff and leapt over the line, but was met by **LB Greg Biekert**, who upended Garner and ended the 49ers possession. Oakland took over and two plays into the drive had moved the ball into 49ers territory at the 37-yard line. An incomplection was followed by an offensive holding call and the Raiders were forced to punt. The 49ers ran out the clock and the game went to overtime.

Oakland won the toss and took the kickoff at the 19-yard line. Within four plays they had marched 56 yards to the 49ers 25-yard line. Two plays later, the Raiders elected to try the game-winning field goal from 35 yards out. Again Janikowski missed, this time wide right, and the 49ers took over. Starting at their 25-yard line San Francisco marched 64 yards to the Raiders 11-yard line. On first down the 49ers brought on **K Wade Richey** for a game-winning 29-yard field goal. His attempt was blocked by the Raiders **S Anthony Dorsett** and the Raiders took over. Two completions and a pass interference call on the 49ers put the Raiders within striking distance at the 49ers 31-yard line. On the next play Gannon hit **Tim Brown** for a 31-yard game-winning touchdown.

| | OT | | | | | |
|--------------|----|----|----|----|---|------|
| Raiders..... | 3 | 3 | 15 | 7 | 6 | - 34 |
| 49ers..... | 0 | 14 | 0 | 14 | 0 | - 28 |

| | | | |
|---------|---|---------|------|
| Raiders | — FG Janikowski 23 | (5-21) | 2:00 |
| Raiders | — FG Janikowski 35 | (4-7) | 1:29 |
| 49ers | — Owens 4 pass from Garcia (Richey kick) | (10-76) | 5:19 |
| 49ers | — Rice 5 pass from Garcia (Richey kick) | (12-89) | 2:25 |
| Raiders | — Wheatley 1 run (Gannon run) | (10-80) | 5:02 |
| Raiders | — Brown 30 pass from Gannon (Janikowski kick) | (5-79) | 2:45 |
| Raiders | — Gannon 13 run (Janikowski kick) | (8-49) | 3:29 |
| 49ers | — Owens 31 pass from Garcia (Richey kick) | (8-81) | 4:57 |



| | | | |
|----------------|---|--------|------|
| 49ers | — Garner 9 pass from Garcia (Richey kick) | (3-13) | 0:44 |
| Raiders | — Brown 31 pass from Gannon | (5-84) | 1:30 |

| | 49ers | Raiders | | 49ers | Raiders |
|-------------------------|--------------|----------------|----------------------------|--------------|----------------|
| First Downs..... | 29 | 31 | Passes (Att/Comp/Ints).... | 28-41-0 | 21-43-1 |
| Total Net Yards..... | 472 | 471 | Punts-Avg | 5-23.8 | 4-43.5 |
| Net Yards Rushing | 136 | 164 | Fumbles-Lost..... | 2-2 | 1-1 |
| Net Yards Passing..... | 336 | 307 | Penalties-Yards..... | 13-124 | 10-74 |

STATISTICAL LEADERS

Rushing

49ers — Garner 24/109, Garcia 4/16

Raiders — Gannon 12/85 1TD, Wheatley 15/50 1TD

Passing

49ers — Garcia 28/41 for 336 yards 4TD

Raiders — Gannon 21/43 for 310 yards 2TD

Receiving

49ers — Owens 12/176 2TD, Rice 5/46 1TD, Garner 5/28 1TD

Raiders — Brown 7/172 2TD, Rison 5/83

Defensive Leaders

49ers — Tubbs 13 tackles, Schulters 9 tackles

Raiders — Woodson 10 tackles, Biekert 10 tackles

GAME 7 VS. GREEN BAY PACKERS OCTOBER 15, 2000 @ LAMBEAU FIELD LOST 31-28 RECORD 2-5

For the second consecutive week, the San Francisco 49ers battled down to the final horn but came up a bit short. Green Bay **K Ryan Longwell** connected on a 35-yard field goal with :54 remaining in the game to give the Packers a 31-28 win at Lambeau Field.

Green Bay posted the first points of the game on a 67-yard catch-and-run touchdown pass from **QB Brett Favre** to **WR Antonio Freeman** with 2:17 left in the first quarter. San Francisco tied the score with 5:27 left in the second quarter on a sensational 39-yard diving touchdown grab by **RB Charlie Garner** off a **QB Jeff Garcia** pass.

The Packers re-took the lead on the ensuing possession. Favre directed a 10-play, 74-yard drive that was capped by a two-yard touchdown run by **RB Ahman Green** that put Green Bay ahead 14-7 as the teams entered halftime.

The momentum stuck with Green Bay as they opened the second half with an 11-play, 80-yard drive that chewed up more than six minutes. The drive was capped by **RB Dorsey Levens'** one-yard scoring plunge that gave the Packers a 21-7 lead.

The resilient 49ers answered with a lengthy scoring drive of their own. The 11-play, 77-yard drive eclipsed 6:41 off the clock and culminated when Garcia connected with **WR J.J. Stokes** from 23-yards out to help pull the 49ers within a touchdown. Garcia was particularly effective on the drive, completing 8-of-9 passes for 74 yards and the touchdown.

San Francisco's defense forced the Packers to punt on their next possession and the 49ers took over at their own 29-yard line. On second down, Garner took the handoff and raced 23 yards up the middle of the field to the Green Bay 48-yard line. Two plays later, Garcia hit **WR Jerry Rice** on a 16-yard pass to keep the chains moving. Following a pair of incompletions and facing third-and-10, it was Garner who kept the drive alive with a key 16-yard scamper up the middle. On the very next play, Garcia hit **WR Terrell Owens** for a 16-yard touchdown. **K Wade Richey** converted the PAT and the game was tied at 21-21.

Green Bay responded immediately with a seven-play, 75-yard drive that was aided by a questionable pass interference call and ended with a one-yard touchdown run by Green. Once again, San Francisco responded with a display of tenacity and resiliency. Taking possession at the 40-yard line following an errant kick by Longwell, Garcia calmly directed a five-play, six-yard scoring drive that ended with a brilliant 37-yard touchdown pass to Owens.



With the score knotted at 28, Favre took possession at the Packers 39-yard line following a 32-yard kickoff return by **KR Allen Ross**. On the strength of his arm and legs, Favre led the Packers down to the 49ers 22-yard line where Longwell knocked in the game winner.

San Francisco's offense was led by Garcia who finished the day completing 27-of-42 passes for 336 yards, four touchdowns and no interceptions. Owens caught eight passes for 93 yards and two touchdowns. He was joined by Garner who added a then **CAREER-HIGH** 92 yards receiving.

Significant credit should be given to the 49ers defensive side as well. The team lost starting **LB Winfred Tubbs** with a hamstring injury on the first Packers play of the game and Pro Bowl **DT Bryant Young** was lost early in the third quarter with a serious rib injury. **S Lance Schulters** was a workhorse for the defense and posted a game-high 12 tackles. **CB Monty Montgomery** added six tackles.

| | | | | | | |
|---------------|---|---|---|----|---|----|
| Packers | 7 | 7 | 7 | 10 | - | 31 |
| 49ers | 0 | 7 | 7 | 14 | - | 28 |

| | | | |
|---------|--|---------|------|
| Packers | — Freeman 67 pass from Favre (Longwell kick) | (3-90) | 1:27 |
| 49ers | — Garner 39 pass from Garcia (Richey kick) | (5-52) | 1:21 |
| Packers | — Green 2 run (Longwell kick) | (10-74) | 4:36 |
| Packers | — Levens 1 run (Longwell kick) | (11-80) | 6:09 |
| 49ers | — Stokes 23 pass from Garcia (Richey kick) | (12-77) | 6:41 |
| 49ers | — Owens 16 pass from Garcia (Richey kick) | (8-71) | 2:21 |
| Packers | — Green 1 run (Longwell kick) | (7-75) | 3:35 |
| 49ers | — Owens 37 pass from Garcia (Richey kick) | (5-60) | 2:31 |
| Packers | — FG Longwell 35 | (9-44) | 4:36 |

| | 49ers | Packers | | 49ers | Packers |
|-------------------------|-------|---------|----------------------------|---------|---------|
| First Downs | 23 | 22 | Passes (Att/Comp/Ints).... | 42-27-0 | 27-20-0 |
| Total Net Yards..... | 414 | 378 | Punts-Avg | 5-33.6 | 5-38.4 |
| Net Yards Rushing | 95 | 132 | Fumbles-Lost | 1-0 | 0-0 |
| Net Yards Passing..... | 319 | 246 | Penalties-Yards..... | 4-53 | 9-65 |

STATISTICAL LEADERS

Rushing

- 49ers — Garner 14/84
- Packers — Levens 17/57 1TD, Green 11/40 2TD

Passing

- 49ers — Garcia 27/42 for 336 yards 4TD
- Packers — Favre 20/27 for 266 yards 1TD

Receiving

- 49ers — Owens 8/93 2TD, Rice 6/77, Garner 5/92 1TD, Stokes 2/35 1TD
- Packers — Freeman 6/116 1TD, Levens 4/42

Defensive Leaders

- 49ers — Schulters 12 tackles, Montgomery 6 tackles, Young 4 tackles, 1 sack
- Packers — Williams 8 tackles, Harris 7 tackles

GAME 8
VS. CAROLINA PANTHERS
OCTOBER 22, 2000 @ ERICSSON STADIUM
LOST 34-16 RECORD 2-6

QB Jeff Garcia threw two touchdown passes and **RB Charlie Garner** had 199 yards of total offense, but it was not enough to overcome a three-touchdown day from Panthers **QB Steve Beuerlein** as Carolina posted a 34-16 victory over the visiting 49ers.

Carolina struck first on the opening possession of the game. Beuerlein directed a lengthy 16-play, 80-yard drive that lasted 7:33. The drive ended with a three-yard touchdown pass from Beuerlein to **WR Isaac Byrd**. Beuerlein completed 9-of-12 passes for 72 yards on the drive which included three penalties.



San Francisco put its first points of the afternoon on the board early in the second quarter. The six-play, 51-yard drive was capped with a 32-yard touchdown pass from Garcia to **WR Terrell Owens**. The extra-point attempt was no good and the Panthers lead stood at 7-6. The touchdown was the seventh in four games for Owens.

Carolina pushed their lead to 14-6 on their next possession. Another lengthy drive by the Panthers, this one lasting 12 plays and 80 yards, ended when Beuerlein found a wide open **RB Tshimanga Biakabutuka** for a two-yard touchdown.

The Panthers defense came up with a big-play of their own on the 49ers next possession. Garcia's pass to Owens was off-target and was intercepted by **S Mike Minter**, who returned it 30 yards for the touchdown. The interception snapped a string of 150 consecutive passes by Garcia without an interception.

San Francisco answered immediately with a scoring drive of their own. Taking the ball at the 20-yard line, Garcia and Garner led the 49ers down the field. Following a penalty, Garcia hit Garner on a quick out, and Garner raced 62 yards to the Panthers 28-yard line before being dragged down by **CB Doug Evans**. Three plays later, Garcia hit **WR Jerry Rice** on a 16-yard scoring pass to trim the Panthers lead to 21-13. Carolina would add a 30-yard field goal by **K Joe Nedney** to take a 24-13 lead into the half.

The low-scoring second-half belonged largely to Carolina. The Panthers outscored the 49ers, 10-3, to make the final score 34-16.

Garner had another impressive all-around day, finishing with a **CAREER-HIGH** 112 yards receiving to accompany his 87 rushing yards. Owens scored a touchdown for his fourth consecutive game and finished with 96 yards receiving on six receptions.

The banged-up defensive unit was paced by **CB Ahmed Plummer**, who had a **CAREER-HIGH** 11 tackles. Rookie **CB Jason Webster** also posted a **CAREER-HIGH**, totaling nine stops. **LB Artie Ulmer**, filling in for the injured **LB Winfred Tubbs**, had 11 tackles while rookie **DT Cedric Killings** had three tackles, including an eight-yard sack in his first career NFL start.

| | | | | | | |
|---------------|---|----|---|---|---|----|
| Panthers..... | 7 | 17 | 7 | 3 | - | 34 |
| 49ers..... | 0 | 13 | 3 | 0 | - | 16 |

| | | | |
|----------|---|---------|------|
| Panthers | — Byrd 3 pass from Beuerlein (Nedney kick) | (16-80) | 7:33 |
| 49ers | — Owens 32 pass from Garcia (kick failed) | (6-51) | 2:26 |
| Panthers | — Biakabutuka 2 pass from Beuerlein (Nedney kick) | (12-80) | 6:01 |
| Panthers | — Minter 30 interception return (Nedney kick) | | |
| 49ers | — Rice 16 pass from Garcia (Richey kick) | (6-80) | 2:51 |
| Panthers | — FG Nedney 30 | (12-68) | 4:37 |
| Panthers | — Biakabutuka 8 pass from Beuerlein (Nedney kick) | (4-34) | 1:18 |
| 49ers | — FG Richey 38 | (15-58) | 6:57 |
| Panthers | — FG Nedney 38 | (10-47) | 4:22 |

| | 49ers | Panthers | | 49ers | Panthers |
|------------------------|-------|----------|-----------------------------|---------|----------|
| First Downs..... | 20 | 26 | Passes (Att/Comp/Ints)..... | 39-25-1 | 44-28-0 |
| Total Net Yards..... | 411 | 390 | Punts-Avg..... | 1-37.0 | 2-42.0 |
| Net Yards Rushing..... | 128 | 98 | Fumbles-Lost..... | 3-1 | 0-0 |
| Net Yards Passing..... | 283 | 292 | Penalties-Yards..... | 13-82 | 6-63 |

STATISTICAL LEADERS

Rushing

49ers — Garner 10/87, Smith 2/20

Panthers — Biakabutuka 19/85

Passing

49ers — Garcia 25/39 for 307 yards 2TD, 1INT

Panthers — Beuerlein 28/44 for 309 yards 3TD

Receiving

49ers — Garner 7/112, Owens 6/96 1TD, Rice 3/35 1TD

Panthers — Muhammad 9/127, Hayes 6/90, Biakabutuka 6/42 2TD

Defensive Leaders

49ers — Plummer 11 tackles, Ulmer 11 tackles, 1 sack, Webster 9 tackles

Panthers — Minter 10 tackles, Evans 8 tackles, Woodall 7 tackles



GAME 9
VS. ST. LOUIS RAMS
OCTOBER 29, 2000 @ 3COM PARK
LOST 34-24 RECORD 2-7

San Francisco jumped out to a quick lead early in the game that lasted through halftime, but a strong second half carried the Rams to a 34-24 victory over the 49ers at 3Com Park.

The 49ers opened the game in sizzling fashion after **KR Travis Jervey** returned the opening kickoff 68 yards to the Rams 20-yard line. Three plays later, **RB Charlie Garner** plowed his way into the end zone from four yards out. **K Wade Richey's** extra-point was good and the 49ers had a quick 7-0 lead. The Rams tied the score on the first of **RB Marshall Faulk's** four touchdowns on the day. His one-yard run capped a seven-play, 59-yard drive and closed the first quarter scoring.

Richey pushed the 49ers lead to 10-7 early in the second quarter. His 44-yard field goal capped a seven-play drive that totaled just 12 yards. St. Louis answered two series later. **KR Az Hakim** returned a **P Chad Stanley** punt 47 yards to the 49ers 32-yard line. The five-play drive ended when Faulk added his second rushing score of the day from one-yard out.

San Francisco stormed back to take the lead on its very next possession. On first-and-10 from their own 47-yard line, **QB Jeff Garcia** threw a nine-yard crossing pass to **WR Terrell Owens** who turned it into a 53-yard touchdown and gave the 49ers a 17-14 lead at halftime.

St. Louis tied the score at 17-17 on their first possession of the second half. **K Pete Stoyanovich** drilled a 48-yard field goal to cap a seven-play drive. Undaunted, the 49ers responded with a 10-play, 68-yard scoring drive on their next series. The combination of Garcia-to-Owens worked again, this time from 17 yards out and the 49ers held a brief 24-17 lead.

The lead would be the last the 49ers would have on the day as the Rams scored 17 unanswered points, including two receiving touchdowns by Faulk and a 46-yard field goal by Stoyanovich.

Garcia finished the day completing 26-of-44 passes for 243 yards and two touchdowns. Owens grabbed eight passes for 115 yards and two scores.

On the defensive side of the ball, **CB Monty Montgomery** posted eight tackles while **CB Jason Webster** added five stops and one interception. **DE John Engelberger** and **DT Brentson Buckner** each recorded a sack on the afternoon.

| | | | | | | |
|-------------|---|----|----|----|---|----|
| Rams | 7 | 7 | 10 | 10 | - | 34 |
| 49ers | 7 | 10 | 7 | 0 | - | 24 |

| | | | |
|-------|---|---------|------|
| 49ers | — Garner 4 run (Richey kick) | (3-20) | 1:35 |
| Rams | — Faulk 1 run (Stoyanovich kick) | (7-59) | 3:03 |
| 49ers | — FG Richey 44 | (7-12) | 3:28 |
| Rams | — Faulk 1 run (Stoyanovich kick) | (5-32) | 3:21 |
| 49ers | — Owens 53 pass from Garcia (Richey kick) | (4-66) | 1:10 |
| Rams | — FG Stoyanovich 48 | (7-39) | 2:10 |
| 49ers | — Owens 17 pass from Garcia (Richey kick) | (10-68) | 4:40 |
| Rams | — Faulk 19 pass from Green (Stoyanovich kick) | (8-78) | 4:32 |
| Rams | — Faulk 16 pass from Green (Stoyanovich kick) | (4-31) | 1:37 |
| Rams | — FG Stoyanovich 46 | (9-59) | 4:51 |

| | 49ers | Rams | | 49ers | Rams |
|-------------------------|-------|------|----------------------------|---------|---------|
| First Downs..... | 15 | 22 | Passes (Att/Comp/Ints).... | 44-26-0 | 39-22-1 |
| Total Net Yards..... | 325 | 447 | Punts-Avg | 6-43.8 | 5-42.4 |
| Net Yards Rushing | 92 | 149 | Fumbles-Lost | 2-0 | 1-0 |
| Net Yards Passing..... | 233 | 298 | Penalties-Yards..... | 8-80 | 11-90 |

STATISTICAL LEADERS

Rushing

- 49ers — Garcia 4/51, Garner 10/28 1TD
- Rams — Faulk 19/83 2TD



Passing

49ers — Garcia 26/44 for 243 yards 2TD

Rams — Green 22/39 for 310 yards 2TD

Receiving

49ers — Owens 8/115 2TD, Rice 6/53

Rams — Bruce 8/129, Faulk 6/61 2TD

Defensive Leaders

49ers — Montgomery 8 tackles, Plummer 6 tackles, Webster 5 tackles, HINT, Engelberger 3 tackles, 1 sack

Rams — Fletcher 8 tackles, Wistrom 5 tackles, 1.5 sacks

GAME 10
VS. NEW ORLEANS SAINTS
NOVEMBER 5, 2000 @ LOUISIANA SUPERDOME
LOST 31-15 RECORD 2-8

The 49ers fell behind early and could not catch up, as the New Orleans Saints rolled to a 31-15 victory at the Superdome. With the loss, the 49ers fell to 2-8 and lost their fifth consecutive game.

Saints **QB Jeff Blake** accounted for much of the damage early on. Blake, in his first year with New Orleans, threw three first half touchdown passes to **WR Joe Horne**, **TE Andrew Glover** and **WR Willie Jackson**. **RB Ricky Williams** added a one-yard scoring run as the Saints built an insurmountable 28-0 lead at the intermission.

Blake finished the day completing 20-of-26 passes for 275 yards and three touchdowns, including a 213-yard performance in the first half. Williams was limited to 81 yards rushing on 20 carries, but did have the first half touchdown run.

San Francisco put its first points on the board in the third quarter. **RB Charlie Garner** capped a 12-play, 56-yard drive with a one-yard run off left guard for his fifth rushing touchdown of the season. The 49ers added a late score when **RB Terry Jackson** took a five-yard pass from **QB Jeff Garcia** and turned it into an 11-yard touchdown. It was the first receiving touchdown of Jackson's NFL career. Jackson is the brother of the Saints Willie Jackson.

The 49ers defense received strong individual performances from **LB Ken Norton Jr.**, **LB Julian Peterson** and **DT Bryant Young**. Norton posted a season-high 12 tackles, while Peterson, in his first game back after missing three games with a knee injury, added 11 tackles and a **CAREER-HIGH** two sacks. Young finished with a season-high 10 tackles and two sacks.

San Francisco also was hit by the injury stick in the loss. Starting **LT Derrick Deese** left the game early in the first quarter with a left knee sprain. **FB Fred Beasley** suffered a left ankle sprain and **DE Anthony Pleasant** dislocated the ring finger on his right hand.

| | | | | | | |
|-------------|---|----|---|---|---|----|
| Saints..... | 7 | 21 | 3 | 0 | - | 31 |
| 49ers..... | 0 | 0 | 7 | 8 | - | 15 |

| | | | |
|---------------|---|---------|------|
| Saints | — Glover 1 pass from Blake (Brien kick) | (13-63) | 5:38 |
| Saints | — Jackson 4 pass from Blake (Brien kick) | (9-76) | 5:32 |
| Saints | — Horn 43 pass from Blake (Brien kick) | (11-80) | 6:47 |
| Saints | — Williams 1 run (Brien kick) | (10-74) | 2:46 |
| Saints | — FG Brien 44 | (6-34) | 2:59 |
| 49ers | — Garner 1 run (Richey kick) | (12-56) | 4:09 |
| 49ers | — Jackson 11 pass from Garcia (Jackson run) | (8-71) | 1:50 |

| | 49ers | Saints | | 49ers | Saints |
|------------------------|--------------|---------------|-----------------------------|--------------|---------------|
| First Downs..... | 19 | 25 | Passes (Att/Comp/Ints)..... | 36-22-2 | 26-20-0 |
| Total Net Yards..... | 346 | 360 | Punts-Avg..... | 3-38.7 | 3-46.3 |
| Net Yards Rushing..... | 84 | 124 | Fumbles-Lost..... | 1-0 | 0-0 |
| Net Yards Passing..... | 262 | 236 | Penalties-Yards..... | 14-97 | 10-54 |



STATISTICAL LEADERS

Rushing

49ers — Garner 13/49 1TD, Garcia 4/24

Saints — Williams 27/81 1TD

Passing

49ers — Garcia 22/36 for 262 yards 1TD, 2INT

Saints — Blake 20/26 for 275 yards 3TD

Receiving

49ers — Owens 6/97, Clark 4/53, Stokes 4/51, Jackson 3/20 1TD

Saints — Horn 9/167 1TD, Jackson 4/34 1TD, Glover 3/37 1TD

Defensive Leaders

49ers — Norton 12 tackles, Peterson 11 tackles, 2 sacks, Young 10 tackles, 2 sacks

Saints — Smith 14 tackles, Knight 10 tackles, 1INT

*GAME 11
VS. KANSAS CITY CHIEFS
NOVEMBER 12, 2000 @ 3COM PARK
WON 21-7 RECORD 3-8*

The 49ers used a team effort to end their five-game losing streak with a 21-7 victory over the visiting Kansas City Chiefs at 3Com Park.

San Francisco put its first points on the board early in the second quarter. **RB Charlie Garner** punched across from one yard out to cap a four-play, 80-yard drive. The key plays in the drive included a 30-yard reception by **WR J.J. Stokes** and a **CAREER-HIGH** 47-yard reception by **RB Paul Smith**. Smith, normally a tailback, was forced to play fullback after an early injury to **FB Terry Jackson**.

Following the 49ers first score of the day, the defensive unit added its first big play. On second-and-10 from the 49ers 43-yard line, Chiefs **QB Elvis Grbac**'s pass, intended for **WR Derrick Alexander**, was intercepted by **S Zack Bronson** who returned it 23 yards and the 49ers offense was in business.

The ensuing 10-play drive ended when **QB Jeff Garcia** ran a bootleg into the end zone untouched. The extra-point was good and the 49ers had a 14-0 lead.

The defensive unit again set the stage for the offense's next score. Kansas City, driving at the 49ers 34-yard line, was faced with a fourth-and-two. Choosing to go for it, the Chiefs were stopped when Grbac's pass intended for **TE Tony Gonzalez** fell incomplete. Gonzalez was well covered on the play by **LB Julian Peterson**.

Eight plays later the 49ers scored their third touchdown of the day. It was Garcia who dove into the end zone for his **CAREER BEST** second rushing touchdown of the day.

The second half scoring belonged to the Chiefs. Kansas City scored their only touchdown of the day in the fourth-quarter on a one-yard run by **RB Donnell Bennett**.

Although the 49ers offense did not score in the second half, the damage was done in the first. San Francisco held the ball for 20 minutes in the first half and were paced by Garner's 75 rushing yards and the precision passing of Garcia. Garcia completed 13-of-17 passes for 193 yards before the break.

The 49ers defense recorded three sacks, including two by **DT Bryant Young**. **DT Brentson Buckner** also recorded a sack of Grbac and had one pass deflected. The defense held the Chiefs to just 50 yards on the ground and 290 total, both of which are season lows for the defensive unit.

| | | | | | | |
|-------------|---|----|---|---|---|----|
| Chiefs..... | 0 | 0 | 0 | 7 | - | 7 |
| 49ers..... | 0 | 21 | 0 | 0 | - | 21 |

| | | | |
|---------------|---------------------------------|---------|------|
| 49ers | — Garner 1 run (Richey kick) | (4-80) | 1:36 |
| 49ers | — Garcia 2 run (Richey kick) | (10-56) | 5:32 |
| 49ers | — Garcia 1 run (Richey kick) | (8-65) | 3:33 |
| Chiefs | — Bennett 1 run (Peterson kick) | (10-79) | 4:46 |



| | 49ers | Chiefs | | 49ers | Chiefs |
|-------------------------|-------|--------|-----------------------------|---------|---------|
| First Downs..... | 25 | 20 | Passes (Att/Comp/Ints)..... | 25-20-0 | 40-22-1 |
| Total Net Yards..... | 389 | 290 | Punts-Avg | 5-33.3 | 4-43.3 |
| Net Yards Rushing | 149 | 50 | Fumbles-Lost..... | 0-0 | 1-0 |
| Net Yards Passing..... | 240 | 240 | Penalties-Yards..... | 6-53 | 7-50 |

STATISTICAL LEADERS

Rushing

49ers — Garner 25/102 1TD, Garcia 8/37 2TD

Chiefs — Anders 3/21, Richardson 4/19

Passing

49ers — Garcia 20/25 for 244 yards

Chiefs — Grbac 22/40 for 271 yards INT

Receiving

49ers — Garner 5/39, Clark 4/41, Rice 4/31, Stokes 3/66

Chiefs — Richardson 8/81, Gonzalez 4/46, Morris 3/49

Defensive Leaders

49ers — Tubbs 8 tackles, Schulters 7 tackles, Young 3 tackles, 2 sacks

Chiefs — Maslowski 7 tackles, Woods 7 tackles

GAME 12
VS. ATLANTA FALCONS
NOVEMBER 19, 2000 @ 3COM PARK
WON 16-6 RECORD 4-8

The 49ers made it two in a row with a 16-6 victory over the visiting Atlanta Falcons at 3Com Park. San Francisco sacked Falcons **QB Chris Chandler** four times on the day and **CB Jason Webster** returned an interception 70 yards for a touchdown as the defense turned in one of its best performances of the season.

A pair of **K Wade Richey** field goals (32 & 30) gave the 49ers a 6-3 lead at halftime. The defense held Atlanta to 135 total yards in the first half, including limiting Chandler to 89 yards in the air. **DT Bryant Young** and **DT Brentson Buckner** each recorded sacks before the intermission.

The third quarter opened with each team trading a pair of possessions before the 49ers defense helped turn the tide. With the Falcons driving at the 49ers 24-yard line, Chandler, under heavy pressure from Young, lofted a pass for **RB Jamal Anderson**. The ball was overthrown and intercepted by Webster who raced 70 yards into the end zone for the touchdown. It was the second interception of the season for Webster and the first score of the year for the 49ers defense.

The scoring ended with each team trading field goals, including a 26-yard kick by Richey in the fourth quarter. Richey had missed four of his previous five field goals entering the game but was a perfect three-of-three against the Falcons.

San Francisco's defensive charge was led by **S Lance Schulters**, who posted 12 tackles and one pass defended on the day. **LB Winfred Tubbs** had 10 tackles, while Webster finished with three tackles and three passes defended to accompany his interception return. **DE Chike Okeafor** also posted his first sack of the year.

Offensively, the 49ers were paced by **RB Charlie Garner** who had 135 total yards. Garner also eclipsed the 1,000-yard rushing mark for the second consecutive season. It gave the 49ers a 1,000-yard rusher for the fourth consecutive season.

| | | | | | | |
|--------------|---|---|---|---|---|----|
| Falcons..... | 0 | 3 | 3 | 0 | - | 6 |
| 49ers..... | 3 | 3 | 7 | 3 | - | 16 |

| | | | |
|---------|--|---------|------|
| 49ers | — FG Richey 32 | (8-66) | 3:43 |
| Falcons | — FG Andersen 21 | (14-82) | 7:58 |
| 49ers | — FG Richey 30 | (13-63) | 7:42 |
| 49ers | — Webster 70 interception return (Richey kick) | | |
| Falcons | — FG Andersen 51 | (9-53) | 5:44 |
| 49ers | — FG Richey 26 | (14-89) | 6:23 |



| | 49ers | Falcons | 49ers | Falcons |
|------------------------|-------|---------|-----------------------------|-----------------|
| First Downs..... | 17 | 11 | Passes (Att/Comp/Ints)..... | 31-16-0 33-16-1 |
| Total Net Yards..... | 337 | 211 | Punts-Avg..... | 4-38.5 5-44.4 |
| Net Yards Rushing..... | 127 | 93 | Fumbles-Lost..... | 1-1 1-0 |
| Net Yards Passing..... | 210 | 118 | Penalties-Yards..... | 9-85 6-40 |

STATISTICAL LEADERS

Rushing

49ers — Garner 18/59, Garcia 9/50

Falcons — Anderson 17/76

Passing

49ers — Garcia 16/31 for 210 yards

Falcons — Chandler 16/33 for 154 yards, 11NT

Receiving

49ers — Garner 6/76, Streets 4/73, Rice 4/31

Falcons — Jefferson 6/60, Anderson 3/17

Defensive Leaders

49ers — Schulters 12 tackles, Tubbs 10 tackles

Falcons — Carter 8 tackles, Draft 5 tackles

GAME 13

VS. SAN DIEGO CHARGERS

DECEMBER 3, 2000 @ QUALCOMM STADIUM

WON 45-17 RECORD 5-8

In a game dominated by big plays, it was San Francisco who had the biggest in a 45-17 victory over the San Diego Chargers at Qualcomm Stadium. **QB Jeff Garcia** completed 18-of-32 passes for 323 yards and two touchdowns in the win.

The 49ers defense definitely had its share of big plays on the day. San Francisco forced five turnovers by the Chargers, including four interceptions in the fourth quarter. **S Zack Bronson** had a pair of interceptions, as did **CB Monty Montgomery**. Montgomery sealed the 49ers win with a 46-yard interception return for a touchdown. Bronson also forced a fumble that was recovered and returned 15 yards by **S Lance Schulters**. It was the second straight game that the 49ers defense had scored on an interception return for touchdown.

The real story of the day may have been **WR Jerry Rice**. Rice caught three passes for 41 yards, including two touchdown receptions. He caught a one-yard pass in the second quarter and scored again on a 12-yard reception in the fourth. Rice was rewarded with a standing ovation from the largely pro-49er crowd in San Diego. Rice acknowledged the reception with several waves and a high-fiving lap around the stadium at the game's end.

| | | | | | | |
|-----------------------|---|----|----|----|---|----|
| Chargers | 7 | 3 | 0 | 7 | - | 17 |
| 49ers | 0 | 17 | 10 | 18 | - | 45 |

| | | | |
|-----------------|---|--------|------|
| Chargers | — Fletcher 7 run (Carney kick) | (8-51) | 4:41 |
| 49ers | — FG Richey 22 | (6-43) | 2:17 |
| 49ers | — Beasley 1 run (Richey kick) | (9-83) | 4:22 |
| 49ers | — Rice 1 pass from Garcia (Richey kick) | (6-74) | 2:23 |
| Chargers | — FG Carney 34 | (6-40) | 1:04 |
| 49ers | — FG Richey 28 | (8-75) | 3:46 |
| 49ers | — Garner 4 run (Richey kick) | (5-15) | 1:24 |
| Chargers | — Conway 17 pass from Leaf (Carney kick) | (5-61) | 1:58 |
| 49ers | — FG Richey 38 | (6-49) | 3:24 |
| 49ers | — Rice 12 pass from Garcia (Richey kick) | (1-12) | 0:06 |
| 49ers | — Montgomery 46 interception return (Richey kick) | | |



| | 49ers | Chargers | 49ers | Chargers |
|-------------------------|-------|----------|-----------------------------|-----------------|
| First Downs..... | 19 | 18 | Passes (Att/Comp/Ints)..... | 33-19-0 47-24-4 |
| Total Net Yards..... | 385 | 303 | Punts-Avg | 4-40.0 6-41.5 |
| Net Yards Rushing | 73 | 49 | Fumbles-Lost..... | 0-0 1-1 |
| Net Yards Passing..... | 312 | 254 | Penalties-Yards..... | 8-60 8-68 |

STATISTICAL LEADERS

Rushing

- 49ers — Garner 13/28 1TD, Garcia 3/19
- Chargers — Fletcher 12/47 1TD

Passing

- 49ers — Garcia 18/32 for 323 yards 2TD, Rattay 1/1 for -4 yards
- Chargers — Leaf 24/47 for 266 yards 1TD, 4INT

Receiving

- 49ers — Owens 4/93, Stokes 3/74, Rice 3/41 2TD
- Chargers — Conway 7/88 1TD

Defensive Leaders

- 49ers — Tubbs 8 tackles, Schulters 6 tackles, Webster 6 tackles
- Chargers — Harrison 8 tackles, Dumas 6 tackles

GAME 14
VS. NEW ORLEANS SAINTS
DECEMBER 10, 2000 @ 3COM PARK
LOST 31-27 RECORD 5-9

The 49ers jumped to a 14-3 halftime lead, but could not hold off a determined New Orleans Saints squad in dropping a 31-27 contest at 3Com Park. The loss moved the 49ers to 5-9 on the 2000 season.

San Francisco jumped out to a quick 7-0 lead with a scoring drive on the opening possession of the game. **QB Jeff Garcia** capped the nine-play, 80-yard drive with an eight-yard touchdown run. Following a Saints field goal, Garcia struck again by adding his second touchdown run of the day. His one-yard plunge capped an 11-play drive and gave the 49ers a 14-3 halftime lead.

The second half opened with 11 third-quarter points by the Saints. **K Doug Brien** added his second field goal of the day and **TE Andrew Glover** caught a 15-yard pass from **QB Aaron Brooks** as the teams headed into the fourth quarter knotted at 14.

The 49ers reclaimed the lead with a four-yard touchdown pass from Garcia to **TE Greg Clark**. The touchdown reception was the first by Clark since October 11, 1998. Another Brien field goal brought the Saints within four points at 21-17, but the 49ers quickly pushed the lead back to 10. **WR Terrell Owens** hauled in a 69-yard scoring toss from Garcia on the ensuing possession. The extra point attempt was unsuccessful and the 49ers lead stood at 27-17.

New Orleans charged back with a five-play, 65-yard drive that was capped by a 22-yard Brooks-to-**WR Willie Jackson** touchdown strike. The Saints added the game's final score on a one-yard touchdown run by **RB Terry Allen** with 0:46 remaining in the game.

San Francisco was paced offensively by Garcia who completed 25-of-38 passes for 305 yards and two touchdowns. He also rushed five times for 42 yards and two touchdowns. Owens caught six passes for 129 yards and one touchdown.

The 49ers defensive effort was led by **DT Bryant Young** who had six tackles and 2.5 sacks. **LB Winfred Tubbs** led all tacklers, tying a CAREER-HIGH with 17 tackles. **LB Ken Norton Jr.** posted eight tackles. **DT Brentson Buckner** had seven tackles and one sack before leaving the game in the third quarter with a low back injury.

| | | | | | | |
|-------------|---|---|----|----|---|----|
| Saints..... | 3 | 0 | 11 | 17 | - | 31 |
| 49ers..... | 7 | 7 | 0 | 13 | - | 27 |



| | | | |
|--------|---|---------|------|
| 49ers | — Garcia 8 run (Richey kick) | (9-80) | 4:36 |
| Saints | — FG Brien 40 | (7-26) | 3:17 |
| 49ers | — Garcia 1 run (Richey kick) | (11-95) | 2:32 |
| Saints | — FG Brien 41 | (8-33) | 3:26 |
| Saints | — Glover 15 pass from Brooks (Allen run) | (9-57) | 4:33 |
| 49ers | — Clark 4 pass from Garcia (Richey kick) | (8-70) | 4:01 |
| Saints | — FG Brien 28 | (8-63) | 4:08 |
| 49ers | — Owens 69 pass from Garcia (conversion failed) | (1-69) | 0:23 |
| Saints | — Jackson 22 pass from Brooks (Brien kick) | (5-65) | 2:41 |
| Saints | — Allen 1 run (Brien kick) | (12-68) | 3:14 |

| | 49ers | Saints | 49ers | Saints |
|-------------------------|-------|--------|----------------------------|-----------------|
| First Downs..... | 21 | 21 | Passes (Att/Comp/Ints).... | 38-25-2 29-12-0 |
| Total Net Yards..... | 398 | 388 | Punts-Avg..... | 5-43.6 5-40.6 |
| Net Yards Rushing | 110 | 216 | Fumbles-Lost..... | 1-1 1-0 |
| Net Yards Passing..... | 288 | 172 | Penalties-Yards..... | 2-15 1-5 |

STATISTICAL LEADERS

Rushing

49ers — Garner 11/50, Garcia 5/42 2TD
 Saints — Brooks 11/108, Allen 18/80 1TD

Passing

49ers — Garcia 25/38 for 305 yards 2TD, 2INT
 Saints — Brooks 12/29 for 203 yards 2TD

Receiving

49ers — Owens 6/129 1TD, Rice 6/62
 Saints — Horn 5/105, Glover 3/33 1TD

Defensive Leaders

49ers — Tubbs 17 tackles, Norton 8 tackles, Young 6 tackles, 2.5 sacks
 Saints — Smith 9 tackles, Knight 7 tackles

GAME 15

VS. CHICAGO BEARS

DECEMBER 17, 2000 @ 3COM PARK

WON 17-0 RECORD 6-9

On a day celebrating the career of **WR Jerry Rice**, the holder of 33 NFL records, it was **WR Terrell Owens** who had a record-setting day. Owens caught a **CAREER-HIGH** and **NFL RECORD** 20 passes for a **CAREER-HIGH** 283 yards in a 17-0 victory over the visiting Chicago Bears. His 20 receptions broke the record that was held for 50 years by the Los Angeles Rams Tom Fears. Fears caught 18 passes for 189 yards and two touchdowns December 3, 1950 against the Green Bay Packers.

QB Jeff Garcia also had a record-setting afternoon at 3Com Park. Garcia completed 36-of-44 passes for 402 yards and two touchdowns for a passer rating of 119.9. In the process, he became just the second quarterback in team history to surpass 4,000 yards in a single-season. Steve Young had two 4,000-yard seasons during his career in San Francisco.

Garcia opened the game by directing a nine-play, 76-yard drive that ended with a one-yard touchdown pass to **TE Greg Clark**. Garcia was five-of-seven for 64 yards and the touchdown on the drive, including completing two passes for 36 yards to Rice. **K Wade Richey** added a 28-yard field goal as the 49ers took a 10-0 lead into halftime.

The 49ers closed the scoring in the third quarter with a Garcia-to-Owens hookup. Garcia directed the six-play, 80-yard drive that was capped with a 27-yard pass to Owens. It was the 13th touchdown of the year for Owens.

Lost in the offensive exploits of the day was an outstanding effort by the 49ers defensive unit. The team posted its first shutout since October 11, 1998, a 31-0 blanking of the New Orleans Saints, while holding the Bears to just 104 total yards.

The balanced defensive effort was paced by **DT Brentson Buckner** and **LB Julian Peterson**. Each recorded five tackles and Peterson added a seven-yard sack. **S Ronnie Heard**, making just his second career start, added four tackles and his first NFL sack.



| | | | | | | |
|-------------|---|---|---|---|---|----|
| Bears | 0 | 0 | 0 | 0 | - | 0 |
| 49ers | 7 | 3 | 7 | 0 | - | 17 |

| | | | |
|-------|---|---------|------|
| 49ers | — Clark 1 pass from Garcia (Richey kick) | (9-76) | 4:23 |
| 49ers | — FG Richey 28 | (12-63) | 4:04 |
| 49ers | — Owens 27 pass from Garcia (Richey kick) | (6-80) | 3:12 |

| | 49ers | Bears | 49ers | Bears |
|-------------------------|-------|-------|----------------------------|---------|
| First Downs..... | 26 | 8 | Passes (Att/Comp/Ints).... | 44-36-0 |
| Total Net Yards..... | 456 | 104 | Punts-Avg | 6-44.7 |
| Net Yards Rushing | 78 | 39 | Fumbles-Lost | 4-1 |
| Net Yards Passing..... | 378 | 65 | Penalties-Yards..... | 9-80 |
| | | | | 29-9-1 |
| | | | | 9-43.8 |
| | | | | 0-0 |
| | | | | 4-30 |

STATISTICAL LEADERS

Rushing

49ers — Garner 14/43, Garcia 7/16

Bears — Allen 16/31

Passing

49ers — Garcia 36/44 for 402 yards 2TD

Bears — McNown 9/29 for 73 yards 1INT

Receiving

49ers — Owens 20/283 1TD, Rice 7/76

Bears — Booker 5/47, Kennison 1/10

Defensive Leaders

49ers — Buckner 5 tackles, Peterson 5 tackles, 1 sack, Heard 4 tackles, 1 sack

Bears — Harris 9 tackles, Urlacher 9 tackles

GAME 16
VS. DENVER BRONCOS
DECEMBER 23, 2000 @ MILE HIGH STADIUM
LOST 38-9 RECORD 6-10

The San Francisco 49ers closed out the 2000 regular season with a loss to the Denver Broncos, 38-9. The game was the final home game played at Denver's Mile High Stadium. With the loss, the 49ers finished the season 6-10.

The game started slow, with a scoreless first quarter and the 49ers defense knocking Broncos starting **QB Brian Griese** out of the game. But in the second quarter the Broncos ignited for 17 points behind the arm of back-up **QB Gus Frerotte**. Denver started the scoring with a 12-play, 88-yard drive that eclipsed 5:31 off the clock and ended on a 20-yard field goal by **K Jason Elam**. The Broncos, who had possession for over 10 minutes of the second quarter, continued the scoring with a 24-yard run by **RB KaRon Coleman**. The Broncos added another score on a 13-play, 61-yard drive that lasted 4:12 and ended with a one-yard touchdown run by **RB Mike Anderson**. Denver went into halftime with a 17-0 lead.

The third quarter was again controlled by Denver. They held the ball for more than 11 minutes and outscored the 49ers 21-0, with Frerotte accounting for two touchdowns — one passing and one rushing.

The 49ers finally put points on the board in the fourth quarter. **K Wade Richey** connected on a 44-yard field goal that ended a 14-play, 54-yard drive. The offense added six more points on an eight-yard touchdown pass from **QB Jeff Garcia** to **WR J.J. Stokes**.

One of the few bright spots for the offense was Garcia, who set a **TEAM RECORD** with 4,278 passing yards in a season. The old record was held by Steve Young, who passed for 4,170 yards in 1998.

On the defensive side for the 49ers, **S Zack Bronson** led all players with eight tackles. **LB Julian Peterson** posted seven tackles, while **DT Brentson Buckner**, **LB Ken Norton Jr.** and **CB Ahmed Plummer** all added six tackles apiece.

| | | | | | | |
|---------------|---|----|----|---|---|----|
| 49ers..... | 0 | 0 | 0 | 9 | - | 9 |
| Broncos | 0 | 17 | 21 | 0 | - | 38 |



| | | | |
|----------------|---|------|---------|
| Broncos | — FG Elam 20 | 5:31 | (12-88) |
| Broncos | — Coleman 24 run (Elam kick) | 2:09 | (5-49) |
| Broncos | — Anderson 1 run (Elam kick) | 4:12 | (13-61) |
| Broncos | — McCaffrey 25 pass from Frerotte (Elam kick) | 4:27 | (9-80) |
| Broncos | — Frerotte 13 run (Elam kick) | 0:43 | (2-15) |
| Broncos | — Anderson 1 run (Elam kick) | 6:19 | (15-56) |
| 49ers | — FG Richey 44 | 6:11 | (14-54) |
| 49ers | — Stokes 8 pass from Garcia (kick failed) | 2:05 | (5-36) |

| | 49ers | Broncos | | 49ers | Broncos |
|------------------------|--------------|----------------|----------------------------|--------------|----------------|
| First Downs..... | 16 | 28 | Passes (Att/Comp/Ints).... | 40-18-1 | 31-20-0 |
| Total Net Yards..... | 192 | 362 | Punts-Avg..... | 4-41.5 | 2-38.5 |
| Net Yards Rushing..... | 46 | 159 | Fumbles-Lost..... | 2-1 | 2-1 |
| Net Yards Passing..... | 146 | 203 | Penalties-Yards..... | 11-110 | 8-90 |

STATISTICAL LEADERS

Rushing

49ers — Smith 2/19, Garcia 2/15

Broncos — Anderson 26/85 2TD, Coleman 12/52 1TD, Frerotte 3/23 1TD

Passing

49ers — Garcia 18/40 for 188 yards 1TD, 1INT

Broncos — Frerotte 18/29 for 205 yards 1TD

Receiving

49ers — Rice 6/61, Garner 4/29

Broncos — Smith 8/80, McCaffrey 5/71 1TD

Defensive Leaders

49ers — Bronson 8 tackles, Peterson 7 tackles, Buckner 6 tackles, .5 sack

Broncos — Romanowski 7 tackles, 1 sack, Mobley 4 tackles, 1 sack, Buckley 3 tackles, 1INT

TOTAL TOUCHDOWNS

Jeff Garcia finished second in the NFL in total touchdowns by a QB in 2000. With 35 total touchdowns (passing & running), he trailed Daunte Culpepper's 40. Here is a breakdown of the QB leaders in combined touchdowns:

| Player | Pass TD | Rush TD | Total |
|--------------------|-----------|----------|-----------|
| Daunte Culpepper | 33 | 7 | 40 |
| Jeff Garcia | 31 | 4 | 35 |
| Peyton Manning | 33 | 1 | 34 |
| Rich Gannon | 28 | 4 | 32 |
| Elvis Grbac | 28 | 1 | 29 |



HOW THE 49ERS RANKED IN 2000

OFFENSE

| Category | 49ers | NFC Rank | NFC Leader | NFL Rank | NFL Leader |
|-----------------------|-------|----------|---------------------|----------|-----------------------------|
| Total Points | 388 | 3 | St. Louis (540) | 6 | St. Louis (540) |
| Points Per Game | 24.3 | 3t | St. Louis (33.8) | 6t | St. Louis (33.8) |
| Touchdowns | 49 | 2 | St. Louis (67) | 5 | St. Louis (67) |
| First Downs | 334 | 2 | St. Louis (380) | 5 | Denver (383) |
| Total Yards | 6,040 | 2 | St. Louis (7,075) | 4 | St. Louis (7,075) |
| Rushing Yards | 1,801 | 8 | Minnesota (2,129) | 18 | Oakland (2,470) |
| Passing Yards | 4,400 | 2 | St. Louis (5,492) | 5 | St. Louis (5,492) |
| Times Sacked | 25 | 1 | San Francisco (25) | 3 | Indianapolis/N.Y. Jets (20) |
| Penalties | 134 | 1 | San Francisco (134) | 1 | San Francisco (134) |
| Interceptions Allowed | 10 | 1 | San Francisco (10) | 1t | Pitt./Buff./S.F. (10) |
| Fumbles Lost | 9 | 1 | San Francisco (9) | 2t | Baltimore (7) |

DEFENSE

| Category | 49ers | NFC Rank | NFC Leader | NFL Rank | NFL Leader |
|---------------------|-------|----------|------------------------|----------|-------------------|
| Points Allowed | 422 | 14 | Philadelphia (245) | 29 | Baltimore (165) |
| Points Per Game | 26.3 | 14 | Philadelphia (15.3) | 28 | Baltimore (10.3) |
| TDs Allowed | 49 | 13 | Philadelphia (23) | 28 | Baltimore (18) |
| First Downs Allowed | 347 | 15 | Washington (254) | 31 | Tennessee (215) |
| Total Yards Allowed | 5,709 | 14 | Washington (4,474) | 29 | Tennessee (3,813) |
| Rush Yards Allowed | 1,794 | 7 | N.Y. Giants (1,156) | 16 | Baltimore (970) |
| Pass Yards Allowed | 3,915 | 15 | Washington (2,621) | 29 | Tennessee (2,423) |
| Sacks | 38 | 8 | New Orleans (66) | 20 | New Orleans (66) |
| Interceptions | 13 | 12 | Detroit/Tampa Bay (25) | 24 | Miami (28) |
| Opp. Fumbles Recov. | 8 | 13 | Carolina (20) | 27 | Baltimore (26) |
| Take-Give Ratio | +2 | 6t | Tampa Bay (+17) | 13t | Baltimore (+23) |

POINTS-R-US

Terrell Owens ranked second among NFL receivers with 13 touchdowns and was third in NFC scoring by non-kickers with 80 points in 2000. His 13 touchdowns were third in the NFC and tied for sixth in the NFL, trailing Marshall Faulk (19), Edgerrin James (17), Eddie George (15), Lamar Smith (14), Randy Moss (14). He tied with Denver's Mike Anderson (13).



2000 TEAM RANKINGS

NATIONAL FOOTBALL CONFERENCE

| | Offense | | | Defense | | |
|-------------|----------|----------|----------|-----------|----------|-----------|
| | Total | Rush | Pass | Total | Rush | Pass |
| Ariz. | 12 | 13 | 9 | 15 | 14 | 5 |
| Atl. | 15 | 14 | 12 | 11 | 13 | 11 |
| Car. | 9 | 15 | 6 | 12 | 12 | 12 |
| Chi. | 11 | 11 | 11 | 8 | 9 | 9 |
| Dallas | 13 | 5 | 15 | 9 | 15 | 2 |
| Det. | 14 | 10 | 13 | 6 | 8 | 7 |
| G.B. | 7 | 12 | 4 | 7 | 2 | 10 |
| Minn. | 3 | 1 | 3 | 13 | 6 | 14 |
| N.O. | 4 | 2 | 8 | 3 | 4 | 4 |
| Giants | 6 | 4 | 7 | 2 | 1 | 8 |
| Phil. | 8 | 6 | 10 | 5 | 10 | 3 |
| St. L. | *1 | 7 | *1 | 10 | 5 | 13 |
| S.F. | 2 | 8 | 2 | 14 | 7 | 15 |
| T.B. | 10 | 3 | 14 | 4 | 3 | 6 |
| Wash. | 5 | 9 | 5 | 1 | 11 | 1 |

NATIONAL FOOTBALL LEAGUE

| | Offense | | | Defense | | |
|-------------|----------|-----------|----------|-----------|-----------|-----------|
| | Total | Rush | Pass | Total | Rush | Pass |
| Ariz. | 24 | 27 | 17 | 30 | 30 | 11 |
| Atl. | 30 | 28 | 24 | 25 | 27 | 24 |
| Balt. | 16 | 5 | 22 | 2 | *1 | 8 |
| Buff. | 9 | 13 | 11 | 3 | 6 | 4 |
| Car. | 20 | 29 | 12 | 27 | 26 | 26 |
| Chi. | 23 | 21 | 23 | 16 | 19 | 17 |
| Cin. | 29 | 3 | 31 | 22 | 24 | 23 |
| Cleve. | 31 | 30 | 30 | 26 | 29 | 12 |
| Dallas | 25 | 12 | 28 | 19 | 31 | 3 |
| Denver | 2 | 2 | 3 | 24 | 7 | 31 |
| Det. | 27 | 20 | 25 | 14 | 18 | 15 |
| G.B. | 15 | 23 | 8 | 15 | 8 | 19 |
| Ind. | 3 | 16 | 2 | 21 | 25 | 18 |
| Jax | 7 | 10 | 9 | 12 | 11 | 14 |
| K.C. | 8 | 25 | 5 | 18 | 17 | 20 |
| Miami | 26 | 14 | 27 | 6 | 14 | 5 |
| Minn. | 5 | 6 | 7 | 28 | 15 | 28 |
| N.E. | 22 | 26 | 19 | 20 | 21 | 21 |
| N.O. | 10 | 8 | 14 | 8 | 10 | 10 |
| Giants | 13 | 11 | 13 | 5 | 2 | 16 |
| Jets | 12 | 24 | 6 | 10t | 23 | 6 |
| Oak. | 6 | *1 | 15 | 17 | 5 | 25 |
| Phil. | 17 | 15 | 20 | 10t | 20 | 7 |
| Pitt. | 18 | 4 | 29 | 7 | 12 | 9 |
| St. L. | *1 | 17 | *1 | 23 | 13 | 27 |
| S.D. | 28 | 31 | 18 | 13 | 4 | 22 |
| S.F. | 4 | 18 | 4 | 29 | 16 | 29 |
| Sea. | 19 | 22 | 21 | 31 | 28 | 30 |
| T.B. | 21 | 9 | 26 | 9 | 9 | 13 |
| Tenn. | 14 | 7 | 1+ | *1 | 3 | *1 |
| Wash. | 11 | 19 | 10 | 4 | 22 | 2 |

AMERICAN FOOTBALL CONFERENCE

| | Offense | | | Defense | | |
|--------|---------|------|------|---------|------|------|
| | Total | Rush | Pass | Total | Rush | Pass |
| Balt. | 9 | 5 | 12 | 2 | *1 | 5 |
| Buff. | 6 | 8 | 6 | 3 | 5 | 2 |
| Cin. | 15 | 3 | 16 | 13 | 13 | 13 |
| Cleve. | 16 | 15 | 15 | 15 | 16 | 7 |
| Denver | 1 | 2 | 2 | 14 | 6 | 16 |
| Ind. | 2 | 10 | 1 | 12 | 14 | 9 |
| Jax | 4 | 7 | 5 | 7 | 7 | 8 |
| K.C. | 5 | 13 | 3 | 10 | 10 | 10 |
| Miami | 13 | 9 | 13 | 4 | 9 | 3 |
| N.E. | 12 | 14 | 10 | 11 | 11 | 11 |
| Jets | 7 | 12 | 4 | 6 | 12 | 4 |
| Oak. | 3 | *1 | 7 | 9 | 4 | 14 |
| Pitt. | 10 | 4 | 14 | 5 | 8 | 6 |
| S.D. | 14 | 16 | 9 | 8 | 3 | 12 |
| Sea. | 11 | 11 | 11 | 16 | 15 | 15 |
| Tenn. | 8 | 6 | 8 | *1 | 2 | *1 |

t = Tied for position

* = League Leader

A HEALTHY CHUNK

San Francisco ranked third in the NFC and fifth in the NFL with a 5.73 yards per play on first down in 2000. Only St. Louis (6.89), Minnesota (6.25), Indianapolis (6.20) and Kansas City (5.96) had better averages on first down.



ANNUAL LEN ESHMONT AWARD

The Len Eshmont Award, the 49ers most prestigious annual honor, has been given each year to the 49er who best exemplifies the "inspirational and courageous play" of Len Eshmont. A member of the original 1946 49ers team, Eshmont coached at Navy and Virginia following his playing days with the 49ers. Eshmont died in 1957.

Listed below are the 49ers' annual Len Eshmont Award winners since its inception in 1957:

| | | | |
|------|--------------------|------|----------------------|
| 1957 | QB Y.A. Tittle | 1980 | DT Archie Reese |
| 1958 | FB Joe Perry | 1981 | TE Charle Young |
| 1959 | HB J.D. Smith | 1982 | WR Dwight Clark |
| 1960 | S Dave Baker | 1983 | RB/ST Bill Ring |
| 1961 | DT Leo Nomellini | 1984 | LB Keena Turner |
| 1962 | DE Dan Colchico | 1985 | FB Roger Craig |
| 1963 | T Bob St. Clair | 1986 | QB Joe Montana |
| 1964 | DT Charlie Krueger | 1987 | WR Jerry Rice |
| 1965 | QB John Brodie | 1988 | NT Michael Carter |
| 1966 | HB John David Crow | | RB Roger Craig |
| 1967 | LB Dave Wilcox | 1989 | QB Joe Montana |
| 1968 | LB Matt Hazeltine | 1990 | DE Kevin Fagan |
| 1969 | CB Jimmy Johnson | | LB Charles Haley |
| 1970 | S Roosevelt Taylor | 1991 | WR John Taylor |
| 1971 | LB Ed Beard | 1992 | QB Steve Young |
| 1972 | DE Tommy Hart | 1993 | WR Jerry Rice |
| 1973 | S Mel Phillips | 1994 | QB Steve Young |
| 1974 | T Len Rohde | 1995 | FB William Floyd |
| 1975 | CB Jimmy Johnson | 1996 | DT Bryant Young |
| 1976 | DE Tommy Hart | 1997 | DT Dana Stubblefield |
| 1977 | S Mel Phillips | 1998 | DT Bryant Young |
| 1978 | RB Paul Hofer | 1999 | DT Bryant Young |
| 1979 | RB Paul Hofer | 2000 | DT Bryant Young |

ONE OF A KIND

The No. 8 is the only jersey number that has been worn once in team history. Steve Young broke out the number in 1987 and is the only 49er ever to use it. The 49ers have used every number from 1-99 more than once. Twenty-two players have worn No. 32, making it the most frequently used number in team history.



BOBB MCKITTRICK AWARD

This award is given annually to the 49er offensive lineman who best exemplifies the dedication, excellence and commitment of offensive line coach Bobb McKittrick, a five-time Super Bowl Champion.

In 1999, the San Francisco 49ers, under the direction of Bill Walsh, established the Bobb McKittrick Award. The award is meant to honor those offensive linemen who have best represented the courage, intensity and sacrifice displayed by coach McKittrick during his 21 years of service with the 49ers.

"Bobb gave distinguished service to the organization since our renaissance in 1979. He was a vital factor in five Super Bowl Championships, the evolution of a dynasty and in the production of some of the finest offensive linemen in football. Offensive linemen don't receive the recognition they so richly deserve. This gives us a venue to honor their sacrifices and achievements," Walsh said.

A bronze plaque of McKittrick hangs in the 49ers locker room surrounded by the photographs of the McKittrick Award winners.

BOBB MCKITTRICK AWARD WINNERS

| | |
|----------------------|----------------------|
| 1981 Keith Fahnhorst | 1992 Guy McIntyre |
| 1983 John Ayers | 1993 Harris Barton |
| 1984 Randy Cross | 1994 Derrick Deese |
| 1985 Fred Quillan | 1995 Kirk Scrafford |
| 1986 Keith Fahnhorst | 1996 Jesse Sapolu |
| 1987 Bubba Paris | 1997 Ray Brown |
| 1988 Steve Wallace | 1998 Chris Dalman |
| 1989 Harris Barton | 1999 Ray Brown |
| 1990 Guy McIntyre | 2000 Jeremy Newberry |
| 1991 Jesse Sapolu | |

FAMILIAR FACES

The 49ers figure to open the 2001 season with the same offensive line as it employed in 2000 - Derrick Deese, Dave Fiore, Jeremy Newberry, Ray Brown and Scott Gragg. The longest tenure of an offensive line in team history was four consecutive years. The lineup of Bubba Paris, John Ayers, Fred Quillan, Randy Cross and Keith Fahnhorst was a fixture from 1983-86.



2000 AWARD WINNING 49ERS

PRO BOWL

QB Jeff Garcia — Selected to his first Pro Bowl in his first year as the full-time starter, after setting the 49ers passing record with 4,278 yards.

RB Charlie Garner — Selected to his first Pro Bowl after back-to-back 1,000-yard rushing seasons.

WR Terrell Owens — Selected to his first Pro Bowl after setting career-highs in receptions (97) and receiving yards (1,451), including an NFL record 20 receptions vs. Chicago (12/17).

ALL-PRO / ALL-NFC

WR Terrell Owens — Named All-Pro by Associated Press (first-team) and All-NFC by *Pro Football Newsweekly* and *Football News* (first-team). Named All-Pro by *College & Pro Football Newsweekly* and *Football Digest* (second-team).

G Ray Brown Named All-Pro by *College & Pro Football Newsweekly* (second-team).

NFL MOST IMPROVED PLAYER

QB Jeff Garcia — Named 2000 Most Improved Player by *Football Digest*.

ALL-ROOKIE TEAM

CB Ahmed Plummer — Named All-Rookie by *Pro Football Newsweekly* and *Football News* (first team).

LEN ESHMONT

DT Bryant Young — Became the team's first four-time winner of its most prestigious award. Young also is the first 49er to win this award for three consecutive years. In a vote by teammates, the award is given annually to the 49er who best exemplifies the "inspirational and courageous play" of Len Eshmont.

ED BLOCK COURAGE AWARD

RB Garrison Hearst — Was the team's recipient for his display of courage in overcoming injury and hardship. Hearst returned to practice for the first time in two years since breaking his ankle in the NFC Divisional Playoff Game against the Falcons in 1999. Hearst was placed on the active roster (11-21), but was inactive for the final four games of the season.

GARRY NIVER AWARD

S Lance Schulters — Given annually to the 49er player who is most professional with the media.


NFC PLAYER-OF-THE-WEEK

RB Charlie Garner — Offensive Player-of-the-Week (Week 4) - Garner broke the team record and was the first-ever 49ers player to rush for more than 200 yards in a game in the 49ers win over the Dallas Cowboys. The previous team record was held by Garrison Hearst (198 yards vs. Detroit, 12-14-98). Against Dallas, Garner rushed for a career-high 201 yards on a career-high 36 carries. Garner also rushed for one touchdown and caught three passes for 34 yards.

WR Terrell Owens — Offensive Player-of-the-Week (Week 16) - Owens broke a team record and the NFL record with 20 receptions vs. the Chicago Bears. Owens caught a career-high 20 receptions for a career-high 283 yards and one touchdown. The 20 receptions broke the 50-year old NFL record of 18 catches held by Rams receiver Tom Fears (12-3-50).

BOBB MCKITTRICK AWARD

G Jeremy Newberry — Awarded to the offensive lineman who best exemplifies the spirit of Bobb McKittrick. It was the first-career McKittrick Award for Newberry. He opened training camp as the starting right guard, but was switched to center when Chris Dalman went down with a season-ending neck injury. Newberry and the 49ers offensive line, one of the finest in the NFL, allowed just 25 sacks all season and helped lead three offensive teammates to the Pro Bowl—QB Jeff Garcia, RB Charlie Garner and WR Terrell Owens.



Tai Streets showed an ability to get deep and make difficult catches in 2000.

ALL PRO

Terrell Owens was named first-team All-Pro for the 2000 season. Owens is the first 49ers wide receiver other than Jerry Rice, to receive that honor, since John Taylor in 1988. He is the 10th receiver in 49ers history to earn first-team All-Pro honors.

RECORDS





49ERS INDIVIDUAL RECORDS (NFL 1950-00)

COACHING

Games (Includes Postseason)

- 166 Bill Walsh (1979-88)
- 125 George Seifert (1989-96)
- 117 Dick Nolan (1968-75)

Wins (Includes Postseason)

- 108 George Seifert (1989-96)
- 102 Bill Walsh (1979-88)
- 72 Lawrence "Buck" Shaw (1946-54)

Consecutive Wins (Single Regular Season)

- 11 Steve Mariucci (1997)
- 10 George Seifert (1990, 94)
- 9 Bill Walsh (1984)

Consecutive Wins (Regular Season)

- 15 George Seifert (1989-90)
- 11 Steve Mariucci (1997)
- 10 George Seifert (1990, 94)

Losses (Includes Postseason)

- 63 Bill Walsh (1979-88)
- 56 Dick Nolan (1968-75)
- 40 Lawrence "Buck" Shaw (1946-54)

Consecutive Losses

- 9 Pete McCulley/Fred O'Conner (1978)
- 8 Steve Mariucci (1999)
- Bill Walsh (1980)
- 7 Dick Nolan (1974)
- Bill Walsh (1979)

Winning Percentage (Includes Postseason)

- 75.5 George Seifert (1989-96)
- 63.8 Lawrence "Buck" Shaw (1946-54)
- 61.8 Bill Walsh (1979-88)

Seasons

- 10 Bill Walsh (1979-88)
- 9 Lawrence "Buck" Shaw (1946-54)
- 8 George Seifert (1989-96)
- Dick Nolan (1968-75)

Consecutive Winning Seasons

- 8 George Seifert (1989-96)
- 6 Bill Walsh (1983-88)
- 4 Lawrence "Buck" Shaw (1951-54)

Division Titles

- 6 Bill Walsh (1981, 83-84, 86-88)
- 6 George Seifert (1989-90, 92-95)
- 3 Dick Nolan (1970-72)

Consecutive Division Titles

- 4 George Seifert (1992-95)
- 3 Dick Nolan (1970-72)
- 3 Bill Walsh (1986-88)

SERVICE

GAMES PLAYED

Career

- 238 Jerry Rice, WR (1985-00)
- 212 Jimmy Johnson, DB (1961-76)
- 208 Len Rohde, T (1960-74)

Consecutive Games

- 208 Len Rohde, T (1960-74)
- 189 Jerry Rice, WR (1985-97)
- 174 Leo Nomellini, DT (1950-63)

SCORING

POINTS

Career

- 1,130 Jerry Rice (1985-00), 187 TD, 4 2-PT Conversion
- 979 Ray Wersching (1977-87), 409 PAT, 190 FG
- 738 Tommy Davis (1959-69), 348 PAT, 130 FG

Season

- 138 Jerry Rice (1987), 23 TD
- 136 Mike Cofer (1989), 49 PAT, 29 FG
- 131 Ray Wersching (1984), 56 PAT, 25 FG

Game

- 30 Jerry Rice, at Atlanta (10-14-90), 5 TD
- 26 Gordy Soltau, vs. L.A. Rams (10-28-51), 3 TD, 1 FG, 5 PAT
- 24 Jerry Rice, at Tampa Bay (11-14-93), 4 TD
- Billy Kilmer, at Minnesota (10-15-61), 4 TD

TOUCHDOWNS

Career

- *187 Jerry Rice (1985-00), 176 rec., 10 rush, 1 fum. rec.
- 66 Roger Craig (1983-90), 50 rush, 16 rec.
- 61 Ken Willard (1965-73), 45 rush, 16 rec.

Season

- 23 Jerry Rice (1987), 22 rec., 1 rush
- 17 Jerry Rice (1995), 15 rec., 1 rush, 1 fum. rec.
- Jerry Rice (1989), 17 rec.
- 16 Jerry Rice (1986), 15 rec., 1 rush

Game

- 5 Jerry Rice, at Atlanta (10-14-90), 5 rec.
- 4 Jerry Rice, at Tampa Bay (11-14-93), 4 rec.
- Billy Kilmer, at Minnesota (10-15-61), 4 rush

EXTRA POINTS ATTEMPTED

Career

- 425 Ray Wersching (1977-87)
- 350 Tommy Davis (1959-69)
- 302 Gordy Soltau (1950-58)

Season

- 62 Doug Brien (1994)
- 61 Mike Cofer (1993)
- 56 Ray Wersching (1984)

Game

- 8 Mike Cofer, vs. Atlanta (10-18-92)
- 7 Mike Cofer, at Detroit (12-19-93)
- Mike Cofer, vs. Chicago (12-23-91)
- Ray Wersching, vs. L.A. Rams (12-27-87)
- Bruce Gossett, at Atlanta (10-29-72)
- Tommy Davis, at Detroit (10-1-61)

EXTRA POINTS MADE

Career

- 409 Ray Wersching (1977-87)
- 348 Tommy Davis (1959-69)
- 289 Mike Cofer (1988-93)

Season

- 60 Doug Brien (1994)
- 59 Mike Cofer (1993)
- 56 Ray Wersching (1984)

*NFL Record

**Game**

- 8 Mike Cofer, vs. Atlanta (10-18-92)
- 7 Mike Cofer, at Detroit (12-19-93)
- Mike Cofer, vs. Chicago (10-23-91)
- Ray Werschling, vs. L.A. Rams (12-27-87)
- Bruce Gossett, at Atlanta (10-29-72)
- Tommy Davis, at Detroit (10-1-61)

CONSECUTIVE EXTRA POINTS MADE**Career**

- 234 Tommy Davis (9-27-59 to 12-12-65)

Season

- 56 Ray Werschling (1984)
- 51 Ray Werschling (1983)
- 40 Jeff Wilkins (1996)

Game

- 8 Mike Cofer, vs. Atlanta (10-18-92)

FIELD GOALS ATTEMPTED**Career**

- 276 Tommy Davis (1959-69)
- 261 Ray Werschling (1977-87)
- 194 Mike Cofer (1988-93)

Season

- 38 Mike Cofer (1988)
- 36 Gary Anderson (1997)
- Bruce Gossett (1971)
- 34 Jeff Wilkins (1996)

Game

- 6 Jeff Wilkins, vs. Atlanta (9-29-96)
- Ray Werschling, at New Orleans (10-16-83)
- Tommy Davis, at L.A. Rams (10-17-65)
- Tommy Davis, at Dallas (11-20-60)
- Gordy Soltau, at Green Bay (11-23-58)

FIELD GOALS MADE**Career**

- 190 Ray Werschling (1977-87)
- 130 Tommy Davis (1959-69)
- 128 Mike Cofer (1988-93)

Season

- 30 Jeff Wilkins (1996)
- 29 Gary Anderson (1997)
- Mike Cofer (1989)
- 27 Mike Cofer (1988)

Game

- 6 Jeff Wilkins, vs. Atlanta (9-29-96)
- Ray Werschling, at New Orleans (10-16-83)
- 5 Bruce Gossett, vs. Denver (9-23-73)
- 4 Bruce Gossett, at St. Louis (10-24-71)
- Bruce Gossett, vs. Green Bay (11-1-70)
- Bruce Gossett, vs. Denver (10-25-70)
- Tommy Davis, at Dallas (11-20-60)
- Gordy Soltau, vs. L.A. Rams (10-7-56)

Long

- 56 Mike Cofer, at Atlanta (10-14-90)
- 54 Steve Mike-Mayer, at L.A. Rams (11-9-75)
- Bruce Gossett, vs. New Orleans (10-21-73)
- 53 Tommy Davis, at L.A. Rams (10-17-65)
- Tommy Davis, vs. Chicago (10-4-64)

50+ Yards Career

- 5 Mike Cofer (1988-93)
- 3 Ray Werschling (1977-87)
- Bruce Gossett (1970-74)
- Tommy Davis (1959-69)
- 2 Steve Mike-Mayer (1975-76)

Consecutive Field Goals Made

- 17 Mike Cofer (12-4-88 to 10-1-89)
- 16 Wade Richey (12-27-98 to 11-7-99)
- Gary Anderson (9-14-97 to 11-10-97)
- 13 Bruce Gossett (10-14-73 to 12-2-73)

Consecutive Games Field Goal Made

- 25 Bruce Gossett (11-29-70 to 10-15-72)

FIELD GOAL PCT.**Career (100+ attempts)**

- 72.8 Ray Werschling (1977-87), 190-261
- 66.0 Mike Cofer (1988-93), 128-194
- 64.7 Bruce Gossett (1970-74), 99-153

Season (20+ attempts)

- 91.3 Wade Richey (1999), 21-23
- 88.2 Jeff Wilkins (1996), 30-34
- 83.3 Ray Werschling (1983), 25-30
- Ray Werschling (1979), 20-24

SAFETIES**Career**

- 3 Bryant Young (1994-curr.)
- Charlie Krueger (1959-73)
- 1 11 players (Last time-Darin Jordan, at L.A. Rams, 11-25-91)

Season

- *2 Bryant Young (1996)

RUSHING**ATTEMPTS****Career**

- 1,686 Roger Craig (1983-90)
- 1,582 Ken Willard (1965-73)
- 1,475 Joe Perry (1950-60, 63)

Season

- 310 Garrison Hearst (1998)
- Roger Craig (1988)
- 271 Roger Craig (1989)
- 268 Delvin Williams (1977)

Game

- 36 Charlie Garner, at Dallas (9-24-00)
- 34 Delvin Williams, at St. Louis (10-31-76)
- 31 J.D. Smith, at Chicago (10-14-62)
- J.D. Smith, at Baltimore (10-7-62)

YARDS GAINED**Career**

- 7,344 Joe Perry (1950-60, 63)
- 7,064 Roger Craig (1983-90)
- 5,930 Ken Willard (1965-73)

Season

- 1,570 Garrison Hearst (1998)
- 1,502 Roger Craig (1988)
- 1,262 Wendell Tyler (1984)

Game

- 201 Charlie Garner, at Dallas (9-24-00)
- 198 Garrison Hearst, vs. Detroit (12-14-98)
- 194 Delvin Williams, at St. Louis (12-31-76)

Long

- 96† Garrison Hearst, vs. N.Y. Jets (9-6-98)
- 89† Hugh McElhenny, at Dallas Texans (10-5-52)
- 86† Hugh McElhenny, at Green Bay (11-18-56)

*NFL Record



100-YARD GAMES

Career

- 18 Joe Perry (1948-60, 63)
- 14 Roger Craig (1983-90)
- 12 J.D. Smith (1956-64)
- Hugh McElhenny (1952-60)

Season

- 6 Garrison Hearst, 1998
- Roger Craig, 1988
- 5 J.D. Smith, 1959
- Joe Perry, 1953
- 4 Ricky Watters, 1992
- Wendell Tyler, 1984
- Delvin Williams, 1976
- Hugh McElhenny, 1956

Consecutive Games

- 4 Garrison Hearst, (11-30-98 to 12-20-98)
- 3 J.D. Smith, (10-7-62 to 10-21-62)
- Billy Kilmer, (10-1-61 to 10-15-61)

AVERAGE GAIN

Career (250+ attempts)

- 5.9 Steve Young (1987-99)
- 5.1 John Brodie (1957-73)
- 4.9 Wendell Tyler (1983-86)
- Billy Kilmer (1961-66)
- Joe Perry (1950-60, 63)
- Hugh McElhenny (1952-60)
- Joe Arenas (1951-57)

Season (100+ attempts)

- 6.1 Joe Perry (1958), 125-758
- Joe Perry (1954), 173-1,049
- 5.4 Delvin Williams (1975), 117-631
- 5.3 Joe Perry (1953), 192-1,018

Game (10+ attempts)

- 13.4 Joe Perry, vs. Detroit (11-2-58), 13-174
- 11.9 Wilbur Jackson, vs. New Orleans (11-27-77), 16-190
- 10.0 Hugh McElhenny, at Dallas Texans (10-5-52), 17-170

1,000-YARD SEASONS

Seasons

- 3 Roger Craig (1985, 1988-89)
- 2 Charlie Garner (1999-00)
- Garrison Hearst (1997-98)
- Joe Perry (1953-54)

Consecutive Seasons

- 2 Charlie Garner (1999-00)
- Garrison Hearst (1997-98)
- Roger Craig (1988-89)
- Joe Perry (1953-54)

RUSHING TOUCHDOWNS

Career

- 50 Roger Craig (1983-90)
- Joe Perry (1950-60, 63)
- 45 Ken Willard (1965-73)
- 37 J.D. Smith (1956-64)

Season

- 10 Derek Loville (1995)
- Ricky Watters (1993)
- Billy Kilmer (1961)
- J.D. Smith (1959)
- Joe Perry (1953)
- 9 Ricky Watters (1992)
- Roger Craig (1988)
- Roger Craig (1985)

Game

- 4 Billy Kilmer, at Minnesota (10-15-54)

Consecutive Games

- 5 Joe Perry, 12-6-53 to 10-10-61
- Hugh McElhenny, 9-26-54 to 10-24-54

PASSING

QB RATING

Career (1000+ Attempts)

- 101.4 Steve Young (1987-99)
- 93.5 Joe Montana (1979-92)
- 72.3 John Brodie (1957-73)

Season (200+ Attempts)

- *112.8 Steve Young (1994)
- 112.4 Joe Montana (1989)
- 107.0 Steve Young (1992)

ATTEMPTS

Career

- 4,600 Joe Montana (1979-92)
- 4,491 John Brodie (1957-73)
- 3,648 Steve Young (1987-99)

Season

- 578 Steve DeBerg (1979)
- 561 Jeff Garcia (2000)
- 520 Joe Montana (1990)

Game

- 60 Joe Montana, at Washington (11-17-86)
- 57 Joe Montana, at Atlanta (10-6-85)
- 54 Steve DeBerg, at Atlanta (12-16-79)
- John Brodie, at Chicago (11-13-66)

COMPLETIONS

Career

- 2,929 Joe Montana (1979-92)
- 2,469 John Brodie (1957-73)
- 2,400 Steve Young (1987-99)

Season

- 355 Jeff Garcia (2000)
- 347 Steve DeBerg (1979)
- 332 Joe Montana (1983)

Game

- 37 Joe Montana, at Atlanta (11-6-85)
- 36 Jeff Garcia, vs. Chicago (12-17-00)
- 34 Joe Montana, at Pittsburgh (9-13-87)

Consecutive Completions

- 22 Joe Montana, vs. Cleveland (11-29-87)
- and at Green Bay (12-6-87)-17
- 19 Steve Young, at Washington (11-24-96)

Long

- 971 Steve Young to John Taylor, at Atlanta (11-3-91)
- 961 Joe Montana to Jerry Rice, at San Diego (11-27-88)
- 951 Joe Montana to John Taylor, at L.A. Rams (12-11-89)

*NFL Record



COMPLETION PERCENTAGE

Career (1,000+ attempts)

- 65.8 Steve Young (1987-99), 2,400-3,648
- 63.7 Joe Montana (1979-92), 2,929-4,600
- 55.9 Y.A. Tittle (1951-60), 1,226-2,194

Season (200+ attempts)

- 70.3 Steve Young (1994), 324-461
- 70.2 Joe Montana (1989), 271-386
- 68.0 Steve Young (1993), 314-462

Game (20+ attempts)

- 90.0 Steve Young, vs. Detroit (10-20-91), 18-20
- 85.0 John Brodie, vs. Atlanta (9-29-68), 17-20
- 84.4 Joe Montana, vs. Atlanta (9-25-83), 27-32

YARDS

Career

- 35,124 Joe Montana (1979-92)
- 31,548 John Brodie (1957-73)
- 29,907 Steve Young (1987-99)

Season

- 4,278 Jeff Garcia (2000)
- 4,170 Steve Young (1998)
- 4,023 Steve Young (1993)

Game

- 476 Joe Montana, at Atlanta (10-14-90)
- 462 Steve Young, at L.A. Rams (11-28-93)
- 458 Joe Montana, at L.A. Rams (12-11-89)

300-YARD GAMES

Career

- 35 Joe Montana (1979-92)
- 28 Steve Young (1987-99)
- 9 Jeff Garcia (1999-curr.)

Season

- 7 Steve Young (1998)
- 6 Jeff Garcia (2000)
- 5 Steve Young (1994)
- Joe Montana (1982, 85, 87, 90)

Consecutive 300-Yard Games

- 6 Steve Young (1998)
- 5 Joe Montana (1982)
- 4 Joe Montana (1990)

TOUCHDOWN PASSES

Career

- 244 Joe Montana (1979-92)
- 221 Steve Young (1987-99)
- 214 John Brodie (1957-73)

Season

- 36 Steve Young (1998)
- 35 Steve Young (1994)
- 31 Jeff Garcia (2000)
- Joe Montana (1987)

Game

- 6 Joe Montana, at Atlanta (10-14-90)
- 5 Joe Montana, at Philadelphia (9-24-89)
- Joe Montana, at Atlanta (10-6-85)
- Steve Spurrier, at Chicago (11-19-72)
- John Brodie, vs. Minnesota (11-28-65)

Consecutive Games

- 18 Steve Young (10-9-94 to 11-26-95)
note-DNP in 5 games in 1995
- 15 Steve Young (9-6-98 to 12-27-98)
note-EQ 11-8-98
- 14 Joe Montana (12-17-89 to 12-3-90)

PASSES INTERCEPTED

Career

- 224 John Brodie (1957-73)
- 134 Y.A. Tittle (1951-60)
- 123 Joe Montana (1979-92)

Season

- 28 Y.A. Tittle (1955)
- 24 John Brodie (1971)
- 23 Frank Albert (1950)

Game

- 6 John Brodie, at Detroit (11-4-73)
- 5 John Brodie, vs. Baltimore (11-28-64)
- Y.A. Tittle, at Baltimore (11-30-58)
- Y.A. Tittle, vs. Baltimore (12-13-53)
- Frank Albert, vs. Pittsburgh (12-7-52)

Fewest, Season (200+ attempts)

- 6 Steve Young (1997), 356 attempts
- Steve Young (1996), 316 attempts
- 7 Steve Young (1992), 402 attempts
- 8 Steve Young (1991), 279 attempts
- Joe Montana (1989), 386 attempts

PASSES WITHOUT INTERCEPTION

Consecutive

- 183 Steve Young (10-3-93)-22 passes to
(11-28-93)-13 passes
- 154 Joe Montana (9-24-89)-12 passes to
(11-19-89)-6 passes
- 150 Jeff Garcia (9-24-00)-26 passes to (10-22-00)-8 passes

Game

- 57 Joe Montana, at Atlanta (10-6-85)
- 51 Steve Young, vs. Indianapolis (10-18-98)
- 44 Jeff Garcia, vs. Chicago (12-17-00)
- Jeff Garcia, vs. St. Louis (10-29-00)
- Steve Young, vs. L.A. Rams (11-20-94)

AVERAGE GAIN PER ATTEMPT

Career (1,000+ attempts)

- 8.1 Steve Young (1987-99)
- 7.6 Joe Montana (1979-92)
- 7.3 Y.A. Tittle (1951-60)

Season (200+ attempts)

- 9.14 John Brodie (1961)
- 9.12 Joe Montana (1989)
- 9.02 Steve Young (1991)

Game (20+ attempts)

- 15.39 Steve Young, vs. Detroit (12-19-93)
- 14.44 Steve Young, vs. L.A. Rams (11-28-93)
- 14.25 Steve Young, vs. Atlanta (10-16-92)

RECEIVING

RECEPTIONS

Career

- *1,281 Jerry Rice (1985-00)
- 508 Roger Craig (1983-90)
- 506 Dwight Clark (1979-87)

Season

- 122 Jerry Rice (1995)
- 112 Jerry Rice (1994)
- 108 Jerry Rice (1996)

Game

- *20 Terrell Owens, vs. Chicago (12-17-00)
- 16 Jerry Rice, vs. L.A. Rams (11-20-94)
- 14 Jerry Rice, vs. Minnesota (12-18-95)

*NFL Record

**Consecutive Games With A Reception**

- *225 Jerry Rice, 12-9-85 to 12-23-00
- 105 Dwight Clark, 9-14-80 to 9-13-87
- 70 Terrell Owens, 11-17-96-curr.

YARDS**Career**

- *19,247 Jerry Rice (1985-00)
- 6,750 Dwight Clark (1979-87)
- 6,664 Gene Washington (1969-77)

Season

- *1,848 Jerry Rice (1995)
- 1,570 Jerry Rice (1986)
- 1,503 Jerry Rice (1993)

Game

- 289 Jerry Rice, vs. Minnesota (12-18-95)
- 286 John Taylor, at L.A. Rams (12-11-89)
- 283 Terrell Owens, vs. Chicago (12-17-00)

Long

- 97t John Taylor, at Atlanta (11-3-91)
- 96t Jerry Rice, at San Diego (11-27-88)
- 95t John Taylor, at L.A. Rams (12-11-89)

1,000-YARD SEASONS**Seasons**

- *12 Jerry Rice (1986-96, 98)
- 2 Terrell Owens (1998, 2000)
- John Taylor (1989, 91)

100-YARD GAMES**Career**

- *66 Jerry Rice (1985-00)
- 17 Gene Washington (1969-77)
- 16 Dwight Clark (1979-87)

Season

- 9 Jerry Rice (1995)
- 8 Jerry Rice (1989)
- 7 Jerry Rice (1990)

Consecutive Games

- 4 Jerry Rice, 10-29-95 to 11-20-95
- 3 Jerry Rice, 12-10-95 to 12-24-95
- Jerry Rice, 9-10-89 to 9-24-89
- Jerry Rice, 9-11-88 to 9-25-88
- Jerry Rice, 11-15-87 to 11-29-87
- Dwight Clark, 12-11-82 to 12-26-82
- Dwight Clark, 9-12-82 to 11-21-82

AVERAGE GAIN**Career (100+ receptions)**

- 17.9 Gene Washington (1969-77), 371 rec.
- 16.6 R.C. Owens (1957-61), 176 rec.
- 16.3 John Taylor (1986-95), 347 rec.

Season (25+ receptions)

- 21.4 Freddie Solomon (1983), 31 rec.
- 21.2 Gene Washington (1974), 29 rec.
- 20.8 Gene Washington (1970), 53 rec.

Game (5+ receptions)

- 32.4 John Taylor, at Atlanta (12-3-89), 5-162
- 32.2 Jerry Rice, at Dallas (11-20-95), 5-161
- 32.0 Gene Washington, vs. New England (10-31-71), 5-160

TOUCHDOWNS**Career**

- *176 Jerry Rice (1985-00)
- 59 Gene Washington (1969-77)
- 49 Billy Wilson (1951-60)

Season

- *22 Jerry Rice (1987)
- 17 Jerry Rice (1989)
- 15 Jerry Rice (1995)
- Jerry Rice (1993)
- Jerry Rice (1986)

Game

- 5 Jerry Rice, at Atlanta (10-14-90)
- 4 Jerry Rice, at Tampa Bay (11-14-93)
- 3 Jerry Rice, vs. Minnesota (12-18-95)
- Jerry Rice, vs. L.A. Rams (11-20-94)
- Jerry Rice, at Seattle (9-25-88)
- Jerry Rice, vs. Chicago (12-14-87)
- Jerry Rice, vs. Cleveland (11-29-87)
- Jerry Rice, at Tampa Bay (11-22-87)
- Jerry Rice, vs. St. Louis (11-9-86)
- Jerry Rice, vs. Indianapolis (10-5-86)
- Gene Washington, at New Orleans (12-13-70)
- Bernie Casey, vs. Minnesota (10-24-65)
- Dave Parks, at Baltimore (10-3-65)
- Gordy Soltau, vs. L.A. Rams (10-28-51)

Consecutive Games With A TD Reception

- 13 Jerry Rice, 12-19-86 to 12-27-87
- 8 Terrell Owens, 11-8-98 to 12-27-98
- Jerry Rice, 12-8-89 to 11-27-89
- Dave Parks, 11-7-65 to 9-11-66

INTERCEPTIONS**INTERCEPTIONS BY****Career**

- 51 Ronnie Lott (1981-90)
- 47 Jimmy Johnson (1961-76)
- 36 Kermit Alexander (1963-69)

Season

- 10 Ronnie Lott (1986)
- Dave Baker (1960)
- 9 Dwight Hicks (1981)
- Kermit Alexander (1968)
- Lowell Wagner (1951)
- 8 Dick Moegle (1957)

Game

- 4 Dave Baker, at L.A. Rams (12-4-60)
- 3 Rod Woodson, vs. New Orleans (9-14-97)
- Eric Wright, at Minnesota (9-8-83)
- Anthony Leonard, vs. Cincinnati (10-1-78)

Consecutive Games

- 6 Kermit Alexander, 11-17-68 to 12-15-68
- 4 Lance Schulters, 10-10-99 to 11-21-99
- Dick Moegle, 11-4-56 to 11-25-56
- 3 Merton Hanks, 12-6-98 to 12-20-98
- Marquez Pope, 9-8-96 to 9-29-96

YARDS RETURNED**Career**

- 643 Ronnie Lott (1981-90)
- 615 Jimmy Johnson (1961-76)
- 586 Dwight Hicks (1979-85)

Season

- 303 Deion Sanders (1994)
- 239 Dwight Hicks (1981)
- 164 Eric Wright (1983)

Game

- 104 Dwight Hicks, at Washington (10-4-81)
- 94 Merton Hanks, vs. New Orleans (11-22-93)
- Alvin Randolph, vs. Chicago (12-11-66)
- 93 Deion Sanders, at Atlanta (10-16-94)

*NFL Record

**Long**

- 94t Alvin Randolph, vs. Chicago (12-11-66)
 93t Deion Sanders, at Atlanta (10-16-94)
 90t Deion Sanders, at San Diego (12-11-94)

TOUCHDOWNS**Career**

- 5 Ronnie Lott (1981-90)
 3 Tim McDonald (1993-99)
 Deion Sanders (1994)
 Dwight Hicks (1979-85)
 Rex Berry (1951-56)
 2 Merton Hanks (1991-98)
 Ken Norton Jr. (1994-00)
 Eric Davis (1990-95)
 Eric Wright (1981-90)
 Tom Holmoe (1983-89)
 Jimmy Johnson (1961-76)
 Skip Vanderbunt (1969-76)

Season

- 3 Deion Sanders (1994)
 Ronnie Lott (1981)
 2 Tim McDonald (1995)
 Ken Norton Jr. (1995)
 Tom Holmoe (1986)
 Dwight Hicks (1983)
 Eric Wright (1983)

Game

- 2 Ken Norton Jr., at St. Louis Rams (10-22-95)

PUNTING**PUNTS****Career**

- 511 Tommy Davis (1959-69)
 380 Tom Wittum (1973-77)
 281 Max Runager (1984-88)

Season

- 96 Mike Connell (1978)
 93 Jim Miller (1981)
 89 Tom Wittum (1976)

Game

- 11 Tom Wittum, vs. L.A. Rams (11-21-76)
 Pete Brown, at Chicago (10-17-54)
 10 Jim Miller, vs. Atlanta (11-8-81)
 Jim Miller, vs. L.A. Rams (10-25-81)
 Mike Connell, at Atlanta (11-5-78)
 Tom Wittum, vs. Atlanta (10-23-76)

YARDS**Career**

- 22,841 Tommy Davis (1959-69)
 15,494 Tom Wittum (1973-77)
 11,370 Max Runager (1984-88)

Season

- 3,858 Jim Miller (1981)
 3,639 Tom Wittum (1976)
 3,599 Tommy Davis (1964)

Game

- 517 Tom Wittum, vs. L.A. Rams (11-21-76)
 475 Tommy Davis, at Detroit (10-6-63)
 433 Jim Miller, at L.A. Rams (10-25-81)

Long

- 86 Larry Barnes, vs. Chicago Cardinals (9-29-57)
 82 Tommy Davis, vs. Minnesota (9-30-62)
 81 Tommy Davis, at St. Louis (11-25-62)

AVERAGE**Career (100+ attempts)**

- 44.7 Tommy Davis (1959-69), 511 punts
 41.9 Tommy Thompson (1995-97), 208 punts
 Frank Albert (1950-52), 139 punts

Season (40+ attempts)

- 45.8 Tommy Davis (1965), 54 punts
 45.7 Tommy Davis (1959), 59 punts
 45.6 Tommy Davis (1964), 79 punts
 Tommy Davis (1962), 48 punts

Game (4+ attempts)

- 55.0 Klaus Wilmsmeyer, at Detroit
 (10-9-94), 4 punts
 54.5 Tommy Davis, vs. Chicago (11-19-61), 4 punts
 54.2 Tommy Davis, at L.A. Rams
 (10-18-64), 5 punts

PUNT RETURNS**RETURNS****Career**

- 149 John Taylor (1986-95)
 142 Dana McLemore (1982-87)
 Bruce Taylor (1970-77)
 124 Joe Arenas (1951-57)

Season

- 47 R.W. McQuarters (1998)
 45 Dana McLemore (1984)
 44 John Taylor (1988)

Game

- 9 Ralph McGill, at Atlanta (10-29-72)
 Anthony Leonard, vs. New Orleans (10-17-76)
 8 Hugh McElhenny, vs. Detroit (11-2-58)
 Joe Arenas, at Detroit (10-16-55)
 7 John Taylor, at New Orleans (10-8-89)
 Dana McLemore, at New Orleans (11-25-84)

YARDS**Career**

- 1,531 Dana McLemore (1982-87)
 1,522 Dexter Carter (1990-94, 95-96)
 1,517 John Taylor (1986-95)

Season

- 556 John Taylor (1988)
 521 Dana McLemore (1984)
 516 Bruce Taylor (1970)

Game

- 141 Anthony Leonard, vs. New Orleans
 (10-17-76), 9 returns
 133 Bruce Taylor, at Houston (11-15-70), 6 returns
 126 Dexter Carter, vs. Minnesota (12-18-95),
 4 returns
 Dana McLemore, vs. L.A. Rams
 (1-2-83), 4 returns

Long

- 95t John Taylor, vs. Washington (11-21-88)
 94t Hugh McElhenny, at Chicago (10-19-52)
 93t Dana McLemore, vs. L.A. Rams (1-2-83)

AVERAGE**Career (50+ returns)**

- 10.8 Dana McLemore (1982-87), 142 ret.
 10.4 Dexter Carter (1990-94, 95-96), 81 ret.
 10.2 John Taylor (1986-95), 149 ret.

**Season (1+ per game)**

- 14.2 Hugh McElhenny (1952), 20 returns
(12 games)
13.8 Bruce Taylor (1973), 15 returns (14 games)
13.4 Abe Woodson (1960), 13 returns (12 games)

Game (3+ returns)

- 40.7 Hugh McElhenny, at Chicago
(12-19-52), 3 returns
31.5 Dexter Carter, vs. Minnesota
(12-18-95), 4 returns
Dana McLemore, vs. L.A. Rams
(1-2-83), 4 returns
29.8 Manfred Moore, vs. Atlanta
(11-24-74), 5 returns

TOUCHDOWNS**Career**

- 4 Dana McLemore (1982-87)
2 Dexter Carter (1990-94, 95-96)
John Taylor (1986-95)
Freddie Solomon (1978-85)
Kermit Alexander (1963-69)
Abe Woodson (1958-64)

Season

- 2 John Taylor (1988)
Freddie Solomon (1980)

KICKOFF RETURNS**RETURNS****Career**

- 217 Dexter Carter (1990-94, 95-96)
166 Abe Woodson (1958-64)
139 Joe Arenas (1951-57)

Season

- 48 Dexter Carter (1994)
41 Dexter Carter (1996)
Dexter Carter (1990)
James Owens (1979)
37 Dexter Carter (1991)
Kermit Alexander (1966)
Abe Woodson (1962)

Game

- 7 Chuck Levy, at Seattle (12-21-97)
Dexter Carter, vs. Carolina (12-8-96)
Dexter Carter, vs. Atlanta (10-13-91)
James Owens, at Dallas (10-12-80)
Vic Washington, vs. Detroit (11-4-73)
Abe Woodson, at Detroit (9-23-62)

YARDS**Career**

- 4,873 Abe Woodson (1958-64)
4,789 Dexter Carter (1990-96)
3,798 Joe Arenas (1951-57)

Season

- 1,157 Abe Woodson (1962)
1,105 Dexter Carter (1994)
1,002 James Owens (1979)

Game

- 210 Abe Woodson, vs. Detroit (11-11-62)
202 Lenny Lyles, vs. Baltimore (12-18-60)

Long

- 105t Abe Woodson, at L.A. Rams (11-8-59)
103t Abe Woodson, vs. Minnesota (9-15-63)
101t Terry Kirby, vs. Carolina (11-16-97)
James Owens, at Detroit (11-2-80)

AVERAGE**Career (50+ returns)**

- 29.4 Abe Woodson (1958-64), 166 returns
27.3 Joe Arenas (1951-57), 139 returns
25.9 Vic Washington (1971-73), 84 returns

Season (10+ returns)

- 34.4 Joe Arenas (1953), 16 returns (12 games)
32.2 Abe Woodson (1963), 29 returns (14 games)
31.3 Abe Woodson (1962), 37 returns (14 games)

Game (3+ returns)

- 67.3 Lenny Lyles, vs. Baltimore
(12-18-60), 3 returns
52.7 Abe Woodson, at L.A. Rams
(11-8-59), 3 returns
46.0 Joe Arenas, vs. Baltimore
(12-16-56), 3 returns

TOUCHDOWNS**Career**

- 5 Abe Woodson (1958-64)
2 Dexter Carter (1990-94, 95-96)
James Owens (1979-80)
Dave Williams (1977-78)

Season

- 3 Abe Woodson (1963)

Game

- 2 Abe Woodson, vs. Minnesota (9-15-63)

SACKS

(Since 1970)

Career

- 112.5 Cedrick Hardman (1970-79)
106.0 Tommy Hart (1968-77)
66.5 Charles Haley (1986-91, 99)

Season

- 18.0 Cedrick Hardman (1971)
17.5 Fred Dean (1983)
Cleveland Elam (1977)
17.0 Tim Harris (1992)
Tommy Hart (1972)

Game

- 6.0 Fred Dean, vs. New Orleans (11-13-83)
Tommy Hart, at L.A. Rams (10-11-76)
4.0 Roy Barker, at St. Louis (10-25-98)
Chris Doleman, at New Orleans (10-11-98)
Dana Stubblefield, at Philadelphia (11-10-97)
Dwaine Board, at L.A. Raiders (9-22-85)
3.5 Chris Doleman, vs. Carolina (11-8-98)



49ERS REGULAR SEASON TEAM RECORDS

Note: Entries marked by an asterisk in the "fewest, season" category denote the 1982 strike season. These years are listed for reference, but are not considered full season records.

OFFENSE

WON-LOST

Wins, season

- 15 1984
- 14 1989, 1990, 1992
- 13 1981, 1987, 1994, 1997

CONSECUTIVE GAMES

Won

- 15 11-27-89 to 11-18-90
- 11 9-7-97 to 11-23-97
- 10 10-9-94 to 12-17-94

Wins at home

- 19 12-23-96 to 10-3-99
- 13 10-4-92 to 12-5-93
- 10-23-94 to 10-1-95
- 11-27-89 to 11-18-90
- 7 11-26-95 to 10-20-96
- 11-2-58 to 11-1-59

Wins on road

- 18 11-27-88 to 12-30-90
- 11 9-20-87 to 10-16-88
- 9 12-11-83 to 12-2-84

Lost

- 9 10-8-78 to 12-3-78
- 8 10-10-99 to 12-5-99
- 9-28-80 to 11-16-80
- 12-17-78 to 10-14-79
- 7 12-4-77 to 9-24-78
- 9-29-74 to 11-10-74
- 12-9-62 to 10-13-63

Losses at home

- 7 10-28-62 to 9-22-63
- 6 9-12-82 to 9-3-83
- 5 10-15-78 to 11-27-78
- 12-15-73 to 11-4-74

Losses on road

- 18 12-4-77 to 12-16-79
- 8 10-5-80 to 9-20-81
- 10-11-64 to 10-10-65
- 7 10-8-50 to 10-6-51

SCORING

POINTS

Most, season

- 505 1994
- 479 1998
- 475 1984

Highest average, season

- 31.6 (1994), 16 games
- 31.0 (1953), 12 games
- 30.6 (1987), 15 games

Fewest, season

- 198 1963
- 208 1960
- 213 1950
- *209 1982 (9 games)

Lowest average, season

- 13.7 1978
- 14.1 1963
- 15.7 1977

Most, game

- 56 vs. Atlanta (10-18-92)
- 55 at Detroit (12-19-93)
- 52 vs. Chicago (12-23-91)
- vs. Chicago (12-19-65)

Most, first half

- 42 vs. Atlanta (10-18-92)

Most, second half

- 35 vs. Atlanta (9-15-85)

Most, first quarter

- 27 vs. Green Bay (12-7-58)

Most, second quarter

- 28 at Minnesota (9-8-83)
- vs. L.A. Rams (10-28-51)

Most, third quarter

- 21 at New Orleans (9-4-88)
- at St. Louis (9-18-83)
- vs. Houston (12-13-81)
- vs. New Orleans (10-21-73)
- 20 at St. Louis Rams (10-22-95)

Most, fourth quarter

- 28 vs. Chicago (12-22-91)
- at Philadelphia (9-24-89)
- at L.A. Rams (10-23-83)

TOUCHDOWNS

Most, season

- 66 1994
- 61 1998
- 1993
- 59 1987

Fewest, season

- 21 1960
- 24 1963
- 25 1978

Most, game

- 8 vs. Atlanta (10-18-92)
- 7 at Detroit (12-19-93)
- vs. Chicago (12-23-91)
- vs. L.A. Rams (12-27-87)
- at Atlanta (10-29-72)
- at Detroit (10-1-61)
- vs. Dallas Texans (10-26-52)

POINTS AFTER TOUCHDOWN MADE (KICKING)

Most, season

- 60 1994
- 59 1993
- 56 1984

Fewest, season

- 21 1960
- 22 1969
- 23 1977

Most, game

- 8 vs. Atlanta (10-18-92)
- 7 at Detroit (12-19-93)
- vs. Chicago (10-23-91)
- vs. L.A. Rams (12-27-87)
- at Atlanta (10-29-72)
- at Detroit (10-1-61)


**POINTS AFTER TOUCHDOWN ATTEMPTS
(KICKING)**
Most, season

62 1994
61 1993
57 1984

Most, game

8 vs. Atlanta (10-18-92)
7 at Detroit (12-19-93)
vs. Chicago (10-23-91)
vs. L.A. Rams (12-27-87)
at Atlanta (10-29-72)
at Detroit (10-1-61)

**POINTS AFTER TOUCHDOWN MADE
(2-POINT)**
Most, season

5 1998
3 2000
2 1997
1995
1994

**POINTS AFTER TOUCHDOWN ATTEMPTS
(2-POINT)**
Most, season

9 1998
4 2000
1994
3 1997
1995

FIELD GOALS MADE
Most, season

30 1996
29 1997
1989

Fewest, season

3 1955
4 1950
6 1969
1952
1951

Game

6 vs. Atlanta (9-29-96)
at New Orleans (10-16-83)
5 vs. Denver (9-23-73)
4 vs. New Orleans (9-14-97)
at St. Louis (10-24-71)
vs. Green Bay (11-1-70)
vs. Denver (10-25-70)
at Dallas (11-20-60)
vs. L.A. Rams (10-7-56)

FIELD GOALS ATTEMPTED
Most, season

38 1988
36 1997
1971
34 1996

Fewest, season

8 1950
12 1955
1952
15 1957

Most, game

8 vs. Atlanta (10-18-92)
7 at Detroit (12-19-93)
vs. Chicago (12-23-91)
vs. L.A. Rams (12-27-87)
at Atlanta (10-29-72)
at Detroit (10-1-61)

FIRST DOWNS
TOTAL**Most, season**

381 1998
372 1993
362 1994

Fewest, season

182 1959
183 1963
201 1950
1960

Most, game

36 vs. Indianapolis (10-18-98)
33 vs. Houston (11-8-87)
32 vs. L.A. Rams (11-20-94)

Fewest, game

3 vs. Baltimore (11-22-59)
5 at Baltimore (10-13-63)
6 vs. Green Bay (12-10-60)

RUSHING**Most, season**

141 1988
138 1984
135 1992

Fewest, season

76 1959
86 1975
1974

*49 1982 (9 games)

Most, game

21 vs. Detroit (12-14-98)
20 at Minnesota (10-15-61)
19 vs. Green Bay (12-9-51)

Fewest, game

0 at Minnesota (12-14-69)
at Baltimore (10-13-63)
1 at Baltimore (11-22-59)
at N.Y. Giants (11-9-52)

PASSING**Most, season**

231 1995
223 1998
213 1986

Fewest, season

76 1959
83 1951
87 1963

Most, game

24 at Cincinnati (12-5-99)
at Atlanta (10-14-90)
23 vs. Chicago (12-17-00)
at Atlanta (10-6-85)
22 vs. Indianapolis (10-18-98)
vs. New Orleans (11-13-83)
vs. San Diego (12-11-82)

**Fewest, game**

- 1 vs. Minnesota (11-29-76)
at Green Bay (Milw.) (11-24-63)
at Detroit (10-6-63)
vs. L.A. Rams (10-7-56)
- 2 vs. Green Bay (12-10-60)

BY PENALTY**Most, season**

- 34 1978
- 30 1994
- 29 1998

Fewest, season

- 9 1963
- 10 1961
- 11 1951, 1950

Most, game

- 8 at New Orleans (10-11-98)
- 6 at New Orleans (10-25-87)
vs. Atlanta (10-22-78)
vs. Atlanta (12-6-70)

NET YARDS(Rushing and passing)
YARDS**Most, season**

- 6,800 1998
- 6,435 1993
- 6,366 1984

Fewest, season

- 3,260 1960
- 3,651 1955
- 3,830 1950
- *3,242 1982 (9 games)

Most, game

- 598 vs. Buffalo (9-13-92)
- 597 vs. Baltimore (12-13-53)
- 590 vs. Atlanta (10-18-92)

Fewest, game

- 61 at Detroit (10-6-63)
- 81 vs. Green Bay (12-10-60)
- 88 vs. L.A. Rams (11-21-76)

RUSHING

ATTEMPTS

Most, season

- 585 1978
- 576 1976
- 564 1977

Fewest, season

- 359 1958
- 377 1957
- 408 1955
- *219 1982 (9 games)

Most, game

- 59 at Minnesota (12-4-77)
- 56 at Green Bay (Milw.) (10-10-54)
vs. Detroit (10-25-63)
vs. Baltimore (10-29-50)
- 54 vs. Minnesota (11-29-76)

Fewest, game

- 12 vs. Chicago (10-13-85)
- 13 at Carolina (9-22-96)
vs. Carolina (12-8-96)
- 14 at Minnesota (12-14-69)

YARDS**Most, season**

- 2,544 1998
- 2,523 1988
- 2,498 1954

Fewest, season

- 1,332 1964
- 1,371 1954
- 1,454 1963
- *740 1982 (9 games)

Most, game

- 328 vs. Detroit (12-14-98)
- 324 at Minnesota (10-15-61)
- 317 vs. Minnesota (11-29-76)

Fewest, game

- 5 vs. Houston (12-7-75)
- 12 at Minnesota (12-14-69)
- 35 at Baltimore (11-22-59)

AVERAGE**Highest, season**

- 5.7 1954 (442 attempts)
- 5.2 1998 (491 attempts)
- 5.0 1999 (419 attempts)

Lowest, season

- 3.4 1970 (468 attempts)
- 3.5 1981 (560 attempts)
- 3.6 1995 (415 attempts)
1963 (406 attempts)

Highest, game

- 10.9 vs. Dallas Texans (10-26-52), 24-263
- 8.6 vs. N.Y. Jets (9-6-98), 24-207
- 8.1 vs. Atlanta (9-19-93), 33-268

Lowest, game

- 0.2 vs. Houston (12-7-75), 25-5
- 0.9 at Minnesota (12-14-69), 14-12
- 1.4 at N.Y. Giants (11-14-63), 21-30

TOUCHDOWNS**Most, season**

- 28 1954
- 26 1993
- 23 1994

Fewest, season

- 8 1963
- 10 1980
- 11 1987
- *6 1982 (9 games)

Most, game

- 8 vs. Atlanta (10-18-92)
- 7 at Detroit (12-19-93)
vs. Chicago (12-23-91)
vs. L.A. Rams (12-27-87)
at Atlanta (10-29-72)
at Detroit (10-1-61)
vs. Dallas Texans (10-26-52)

PASSING

ATTEMPTS

Most, season

- 644 1995
- 602 1979
- 597 1980

Fewest, season

- 264 1959
- 277 1977
- 281 1951

Most, game

- 60 at Washington (12-17-86)
- 57 at Atlanta (10-6-85)
- 54 at Atlanta (12-16-79)
at Chicago (11-13-66)

**Fewest, game**

- 8 vs. New Orleans (11-27-77)
- vs. Minnesota (11-29-76)
- 12 at Atlanta (11-6-77)
- at Green Bay (9-12-76)
- 13 at Minnesota (12-4-77)

COMPLETIONS**Most, season**

- 432 1995
- 366 2000
- 363 1980

Fewest, season

- 132 1959
- 136 1977
- 151 1955

Most, game

- 37 at Atlanta (10-6-85)
- 36 vs. Chicago (12-17-00)
- 33 at Cincinnati (12-5-99)
- vs. Indianapolis (10-18-98)
- at Washington (11-24-96)
- at Washington (11-17-86)
- at Tampa Bay (9-7-86)

Fewest, game

- 3 vs. Minnesota (11-29-76)
- 4 vs. Pittsburgh (9-19-77)
- 5 at Minnesota (12-4-77)
- vs. New Orleans (11-27-77)
- at Atlanta (11-6-77)

COMPLETION PERCENTAGE**Highest, season**

- 70.3 1994 (359-511)
- 70.2 1989 (339-483)
- 67.6 1993 (354-524)

Lowest, season

- 43.7 1978 (190-435)
- 44.7 1963 (156-349)
- 47.1 1974 (170-361)

Highest, game (15+ attempts)

- 85.0 vs. Atlanta (9-29-68), 17-20
- 84.2 at Atlanta (10-16-94), 16-19
- 83.8 vs. Baltimore (11-17-96), 26-31

Lowest, game (15+ attempts)

- 22.2 at Pittsburgh (9-19-77), 4-18
- 26.3 vs. Minnesota (9-30-62), 5-19
- 27.8 vs. Atlanta (10-9-77), 5-18

NET YARDS**Most, season**

- 4,779 1995
- 4,480 1993
- 4,400 2000

Fewest, season

- 1,508 1977
- 1,549 1959
- 1,550 1950

Most, game

- 475 at L.A. Rams (11-29-93)
- 442 at Atlanta (10-14-90)
- 439 at L.A. Rams (12-11-89)

Fewest, game

- 10 at Detroit (10-6-63)
- 11 vs. L.A. Rams (10-7-56)
- 19 at Pittsburgh (9-19-77)

AVERAGE GAIN PER ATTEMPT**Highest, season**

- 9.49 1989
- 8.55 1993
- 8.54 1994

Lowest, season

- 4.70 1960
- 4.82 1976
- 5.20 1963

TIMES SACKED**Most, season**

- 53 1998 (-254 yards)
- 47 1988 (-298 yards)
- 45 1989 (-282 yards)

Fewest, season

- 8 1970 (-67 yards)
- 11 1971 (-111 yards)
- 17 1979 (-119 yards)

Most, game

- 10 vs. N.Y. Giants (11-23-80)
- at L.A. Rams (10-11-76)
- vs. L.A. Rams (12-6-64)

SACK YARDS LOST**Most, season**

- 423 1963
- 396 1952
- 371 1957

Fewest, season

- 67 1970
- 111 1971
- 119 1979

Most, game

- 95 vs. Dallas Texans (10-26-52)
- 73 at Detroit (10-6-63)

TOUCHDOWN PASSES**Most, season**

- 44 1987
- 41 1998
- 37 1994

Fewest, season

- 8 1956
- 9 1978
- 1977
- 1973
- 10 1954

INTERCEPTIONS**Most, season**

- 36 1978
- 29 1958
- 28 1955

Fewest, season

- 9 1992
- 10 2000
- 1984
- 1970
- 1969
- 11 1997
- 1994
- 1989

* 1982 (9 games)

**Most, game**

- 7 at L.A. Rams (10-18-64)
- 6 at Detroit (11-4-73)
 - vs. Baltimore (12-5-59)
- 5 vs. Pittsburgh (11-27-78)
 - vs. Pittsburgh (12-15-73)
 - vs. Minnesota (12-16-72)
 - vs. Detroit (10-29-67)
 - at Baltimore (11-30-58)
 - vs. L.A. Rams (9-25-55)

PUNTING

PUNTS**Most, season**

- 97 1978
- 89 1976
- 87 1985

Fewest, season

- 42 1993
- 1953
- 48 1958
- *45 1982 (9 games)

Most, game

- 11 vs. L.A. Rams (11-21-76)
 - at Chicago (10-17-54)
- 10 vs. Atlanta (11-8-81)
 - vs. L.A. Rams (10-25-81)
 - at Atlanta (11-5-78)
 - vs. Atlanta (10-23-76)

Fewest, game

- 0 at Detroit (12-19-93)
 - vs. Atlanta (9-20-93)
 - vs. Buffalo (9-13-92)
 - vs. N.Y. Giants (10-15-72)
 - vs. New Orleans (11-14-71)
 - vs. Detroit (11-6-60)
 - vs. Baltimore (12-13-53)

AVERAGE**Highest, season (40+ attempts)**

- 45.8 1965, 54 punts
- 45.7 1959, 59 punts
- 45.6 1964, 79 punts
- 1962, 48 punts

Lowest, season (40+ attempts)

- 35.0 1977, 80 punts
- 36.2 1990, 70 punts
- 37.0 1954, 60 punts

Highest, game (4+ attempts)

- 55.0 at Detroit (10-9-94), 4 punts
- 54.5 vs. Chicago (11-19-61), 4 punts
- 54.2 at L.A. Rams (10-18-64), 5 punts

PUNT RETURNS

RETURNS**Most, season**

- 65 1976
- 63 1975
- 54 1988

Fewest, season

- 18 1963
- 24 1961
- 1960
- 26 2000

Most, game

- 9 vs. New Orleans (10-17-76)
 - at Atlanta (10-29-72)
- 8 vs. Detroit (11-2-58)
 - at Detroit (10-16-55)
- 7 at New Orleans (10-8-89)
 - at New Orleans (11-25-84)

YARDS**Most, season**

- 612 1988
- 610 1975
- 554 1976

Fewest, season

- 63 1969
- 99 1963
- 110 1999

Most, game

- 144 vs. Philadelphia (9-27-59)
- 141 vs. New Orleans (10-17-76)
- 133 at Houston (11-15-70)

Fewest, game

- 7 at St. Louis (10-25-98)
- 2 at Jacksonville (9-12-99)

AVERAGE**Highest, season**

- 12.3 1950
- 11.8 1997
- 11.7 1993

Lowest, season

- 2.9 1969
- 3.0 1955
- 3.3 1968
- 1957

TOUCHDOWNS**Most, season**

- 2 1988
- 1980

KICKOFF RETURNS

RETURNS**Most, season**

- 77 1999
- 75 1980
- 1979
- 73 1978

Fewest, season

- 31 1951
- 32 1952
- 36 1952

* 1982 (9 games)

Most, game

- 9 at L.A. Rams (10-5-80)
 - vs. L.A. Rams (9-30-73)
 - at Detroit (11-14-54)
- 8 at Dallas (10-12-80)
 - at Chicago (12-12-65)
 - at N.Y. Giants (11-17-63)
 - at Detroit (9-23-62)
 - at Green Bay (Milw.) (10-23-60)

Fewest, game

- 0 (Several times) Last: at New Orleans (9-29-97)

YARDS**Most, season**

- 1,739 1962
- 1,579 1999
- 1,537 1979

Fewest, season

- 715 1993
- 719 1952
- 738 1951

**Most, game**

- 256 at Detroit (11-14-54)
- 248 at Detroit (9-23-62)
- 243 at N.Y. Giants (11-17-63)

Fewest, game

- 0 (Several times) Last: at New Orleans (9-29-97)

AVERAGE**Highest, season**

- 28.0 1962 (62 returns)
- 26.6 1961 (49 returns)
- 26.1 1957 (42 returns)

Lowest, season

- 17.7 1968 (60 returns)
- 17.8 1988 (55 returns)
- 1950 (45 returns)
- 17.9 1993 (40 returns)

TOUCHDOWNS**Most, season**

- 3 1963
- 1 (Several times) Last: 1997

Most, game

- 2 vs. Minnesota (9-15-63)
- 1 (Several times) Last: vs. Carolina (11-16-97)

PENALTIES**PENALTIES****Most, season**

- 134 2000
- 133 1998
- 120 1999

Fewest, season

- 51 1963
- 57 1959
- 1958
- 1957
- *44 1982 (9 games)

Most, game

- 22 at Buffalo (10-4-98)
- 16 at Atlanta (1-3-00)
- 15 vs. Carolina (12-8-96)

Fewest, game

- 0 vs. New Orleans (11-11-88)
- vs. L.A. Rams (11-21-76)
- 1 vs. Washington (12-26-99)
- vs. Houston (12-25-93)
- vs. L.A. Rams (12-27-87)
- vs. Pittsburgh (11-27-78)
- at L.A. Rams (11-18-73)
- vs. Atlanta (10-19-69)
- vs. Green Bay (12-14-63)
- at Green Bay (9-24-61)

YARDS PENALIZED**Most, season**

- 1,156 1998
- 1,135 2000
- 1,045 1999

Fewest, season

- 439 1963
- 489 1959
- 541 1955
- *451 1982 (9 games)

Most, game

- 178 at Buffalo (10-4-98)
- 177 at L.A. Rams (9-18-94)
- 168 at St. Louis (10-24-71)

Fewest, game

- 0 vs. New Orleans (12-11-88)
- vs. L.A. Rams (11-21-76)

TURNOVERS**TURNOVERS****Most, season**

- 66 1978 (30 fumbles, 36 interceptions)
- 46 1964 (24 fumbles, 22 interceptions)
- 1955 (18 fumbles, 28 interceptions)
- 1950 (21 fumbles, 25 interceptions)

Fewest, season

- 16 1960 (4 fumbles, 12 interceptions)
- 19 2000 (9 fumbles, 10 interceptions)
- 20 1997 (9 fumbles, 11 interceptions)

Most, game

- 10 at Dallas (10-12-80) (5 fumbles, 5 interceptions)
- 9 at Cleveland (11-12-50) (6 fumbles, 3 interceptions)

DEFENSE**SCORING****POINTS ALLOWED****Most, season**

- 453 1999
- 422 2000
- 416 1979

Fewest, season

- 190 1976
- 205 1960
- 1951
- 216 1971
- *206 1982 (9 games)

Most, game

- 61 at Chicago (12-12-65)
- 59 at Dallas (10-12-80)
- 56 at L.A. Rams (11-9-58)

Fewest, game

- 0 (Several times) Last: vs. Chicago (12-17-00)
- 2 at New Orleans (10-1-72)
- 3 (Several times) Last: vs. New England (9-17-95)

Most, first half

- 38 at Dallas (10-12-80)

Most, second half

- 36 at New Orleans (11-23-69)

Most, first quarter

- 21 at St. Louis (10-10-99)
- at L.A. Rams (11-9-58)

Most, second quarter

- 28 at Minnesota (9-29-63)

Most, third quarter

- 24 vs. St. Louis (10-6-74)

Most, fourth quarter

- 21 at Atlanta (11-15-98)
- at Minnesota (9-8-85)
- at N.Y. Jets (9-21-80)
- at Minnesota (12-4-77)



TOUCHDOWNS ALLOWED

Most, season

54 1979
53 1999
52 1980
1965
1963

Fewest, season

23 1971
24 1984
1976
1951
* 1982 (9 games)
25 1996
1991
1960

Most, game

9 at Chicago (12-12-65)
8 at Dallas (10-12-80)
at L.A. Rams (11-9-58)

Fewest, game

0 (Several times) Last: vs. Chicago (12-17-00)

POINTS AFTER TOUCHDOWN ALLOWED
(KICKING)

Most, season

50 1999
1980
1963
48 1965
46 2000
1979

Fewest, season

17 1995
20 1976
21 1996
1971

Most, game

8 at Dallas (10-12-80)
at L.A. Rams (11-9-58)
7 at Chicago (12-12-65)

Fewest, game

0 (Several times) Last: vs. Chicago (12-17-00)

POINTS AFTER TOUCHDOWN ALLOWED
(2-POINTS)

7 1994
4 1996
2 2000
1995

POINTS AFTER TOUCHDOWN ATTEMPTED
(2-POINTS)

12 1994
8 1995
4 1996

FIELD GOALS ALLOWED

Most, season

31 1973
27 1999
1995
1993
1985
26 2000
1996
1974

Fewest, season

5 1959
6 1976
1958
7 1954

Most, game

5 at Atlanta (9-3-00)
at Green Bay (10-14-96)
at New Orleans (10-25-87)
at Baltimore (9-25-66)

FIELD GOAL ATTEMPTS

Most, season

45 1973
38 1978
36 1969

Fewest, season

11 1954
12 1959
16 1953

Most, game

7 vs. New Orleans (10-25-87)
6 vs. Carolina (11-8-98)
vs. Atlanta (10-7-73)
vs. Kansas City (12-6-71)

FIRST DOWNS

TOTAL ALLOWED

Most, season

347 2000
341 1980
326 1979

Fewest, season

167 1952
188 1951
198 1960
*170 1982 (9 games)

Most, game

32 at St. Louis (9-17-00)
31 vs. Oakland (10-8-00)
vs. Dallas (11-10-63)
at Minnesota (10-15-61)
vs. Baltimore (12-13-53)
30 at N.Y. Jets (9-21-80)
at Washington (11-12-67)

Fewest, game

2 vs. New Orleans (10-21-73)
4 at Detroit (10-12-52)
5 at Baltimore (10-13-63)

RUSHING ALLOWED

Most, season

137 1980
136 1979
132 1955

Fewest, season

57 1995
67 1997
74 1954

Most, game

19 at Green Bay (10-11-59)
18 at Baltimore (11-22-59)
at Chicago (10-14-56)
17 vs. Green Bay (12-13-59)

Fewest, game

0 vs. L.A. Rams (12-6-64)
at Baltimore (10-13-63)
1 vs. Atlanta (12-12-99)
vs. St. Louis (10-12-97)
vs. St. Louis (9-8-96)
at Chicago (12-3-67)
vs. Baltimore (12-18-60)



PASSING ALLOWED

Most, season

194 2000
192 1999
195
185 1980

Fewest, season

76 1952
81 1950
84 1951

Most, game

25 at N.Y. Jets (9-21-80)
23 vs. Dallas (11-10-63)

Fewest, game

0 vs. New Orleans (10-21-73)
vs. L.A. Rams (10-10-71)
1 at Green Bay (Milw.) (11-24-63)
at Detroit (10-6-63)
vs. L.A. Rams (10-7-56)

BY PENALTY

Most, season

43 2000
37 1978
32 1999

Fewest, season

9 1960
1956
10 1952
11 1954
* 1982 (9 games)

Most, game

8 vs. Oakland (10-8-00)
7 at Buffalo (10-4-98)
6 at Denver (12-23-00)
at Atlanta (1-3-00)
at Minnesota (10-24-99)
vs. Detroit (12-14-98)
vs. Detroit (10-23-77)
at Washington (11-12-67)

NET YARDS

YARDS ALLOWED

Most, season

5,969 1980 (2,218 rushing, 3,751 passing)
5,709 2000 (1,794 rushing, 3,915 passing)
5,687 1999 (1,619 rushing, 4,295 passing)

Fewest, season

3,425 1950 (1,548 rushing, 1,877 passing)
3,458 1977 (1,869 rushing, 1,589 passing)
3,479 1960 (1,700 rushing, 1,779 passing)

*3,035 1982 (1,199 rushing, 1,836 passing) (9 games)

Most, game

584 at Chicago (12-12-65)
(183 rushing, 401 passing)
577 vs. L.A. Rams (11-9-58)
(324 rushing, 253 passing)

Fewest, game

44 vs. Atlanta (10-23-76)
(83 rushing, -39 passing)
61 at Detroit (10-6-63)
(71 rushing, -10 passing)
65 at Detroit (10-12-52)
(40 rushing, 25 passing)

RUSHING

ATTEMPTS ALLOWED

Most, season

649 1978
556 1980
551 1977

Fewest, season

348 1995
1954
350 1959
351 1992
*303 1982 (9 games)

Most, game

62 vs. Chicago (9-24-50)
60 at Baltimore (11-22-59)

Fewest, game

8 vs. Detroit (10-20-91)
11 at N.Y. Jets (9-21-80)
12 vs. Atlanta (12-12-99)
at Philadelphia (10-15-67)

YARDS ALLOWED

Most, season

2,365 1978
2,241 1962
2,218 1980

Fewest, season

1,061 1995
1,258 1990
1,338 1994

Most, game

324 at L.A. Rams (11-9-58)

Fewest, game

7 at New Orleans (10-1-72)
13 vs. N.Y. Giants (12-1-86)
15 vs. L.A. Rams (12-6-64)

AVERAGE ALLOWED

Highest, season

5.4 1958 (380-2,038)
4.8 1962 (464-2,241)
4.6 1956 (481-2,192)

Lowest, season

3.0 1995 (348-1,061)
3.4 1977 (551-1,869)
1970 (525-1,799)
3.5 1997 (386-1,366)
1975 (519-1,814)
1964 (442-1,560)

Highest, game

8.5 at Denver (10-25-70), (33-280)
8.3 at L.A. Rams (11-9-58), (39-324)

Fewest, game

0.4 at New Orleans (10-1-72), (16-7)
0.9 at Minnesota (12-14-69), (14-12)
1.4 at N.Y. Giants (11-17-63), (21-30)

TOUCHDOWNS ALLOWED

Most, season

27 1955
26 1965
25 1996
1956

Fewest, season

4 1971
5 1997
1995
1992
6 1993

**Most, game**

- 6 at Chicago (12-12-65)
- 5 vs. Detroit (10-29-67)
- 4 at Green Bay (10-23-60)
- at Baltimore (11-22-59)

PASSING

ATTEMPTS ALLOWED**Most, season**

- 621 1985
- 611 1995
- 604 1986

Fewest, season

- 270 1977
- 279 1956
- 280 1959
- 278 1982 (9 games)

Most, game

- 61 at Green Bay (10-14-96)
- 60 at N.Y. Jets (9-21-80)
- 58 vs. N.Y. Jets (9-6-98)
- at Miami (9-28-86)
- at Washington (12-1-85)

Fewest, game

- 6 at N.Y. Giants (10-16-77)
- 8 vs. New Orleans (11-27-77)
- vs. L.A. Rams (11-21-76)
- 9 at Chicago (10-16-60)

COMPLETIONS ALLOWED**Most, season**

- 346 1985
- 330 1995
- 329 1994

Fewest, season

- 135 1959
- 139 1977
- 140 1960

Most, game

- 42 at N.Y. Jets (11-21-80)
- 37 at Atlanta (10-6-85)
- 35 at L.A. Rams (10-27-86)
- at Miami (9-28-86)

Fewest, game

- 2 at N.Y. Giants (10-16-77), 6 attempts
- vs. L.A. Rams (10-10-71), 12 attempts
- 3 vs. Detroit (11-2-69), 14 attempts
- 4 vs. Minnesota (12-14-69), 10 attempts
- at Chicago (10-16-60), 9 attempts
- at Chicago (11-19-50), 21 attempts

OPPONENTS' COMPLETION PCT.**Highest, season**

- 66.1 1980
- 61.2 1983
- 60.8 1999

Lowest, season

- 44.2 1952
- 44.6 1971
- 44.7 1951

Highest, game (15+ attempts)

- 88.9 vs. L.A. Rams (11-7-54), 16-18

Lowest, game (10+ attempts)

- 16.7 vs. L.A. Rams (10-20-71), 2-12
- 19.0 at Chicago (11-19-50), 4-21
- 21.4 vs. Detroit (11-2-69), 3-14

NET YARDS ALLOWED**Most, season**

- 4,068 1999
- 3,915 2000
- 3,756 1994

Fewest, season

- 1,589 1977
- 1,638 1952
- 1,776 1976

Most, game

- 471 vs. Washington (12-26-99)
- 450 vs. San Diego (12-11-82)
- 419 vs. Dallas (11-10-63)

Fewest, game

- 39 vs. Atlanta (10-23-76)
- 18 vs. L.A. Rams (10-10-71)
- 1 vs. Detroit (11-2-69)

AVERAGE GAIN PER ATTEMPT**Highest, season**

- 8.24 1999
- 8.00 1980
- 7.79 1962

Lowest, season

- 4.08 1976
- 5.27 1953
- 5.34 1975

Highest, game

- 17.3 at L.A. Rams (10-20-74)
- 16.7 vs. Chicago (11-19-61)

TD PASSES ALLOWED**Most, season**

- 36 1999
- 29 1980
- 27 1963

Fewest, season

- 10 1955
- 11 1985
- 1960
- 13 1987
- 1976
- 1956

Most, game

- 5 at St. Louis (10-10-99)
- at Seattle (12-21-97)
- vs. L.A. Rams (10-23-83)
- vs. San Diego (12-11-82)
- at N.Y. Giants (11-17-63)
- at L.A. Rams (11-9-58)
- 4 (Several times) Last: at New Orleans (11-28-94)

INTERCEPTIONS

INTERCEPTIONS**Most, season**

- 39 1986
- 33 1951
- 27 1981

Fewest, season

- 8 1977
- 9 1976
- 11 1975
- 9 1982 (9 games)

Most, game

- 7 at Tampa Bay (9-7-86)
- 6 vs. New Orleans (9-14-97)
- at Chicago (10-17-54)
- vs. L.A. Rams (10-28-51)
- 5 (Several times) Last: vs. New Orleans (9-16-84)



INTERCEPTION RETURN YARDS

Most, season

578 1986
508 1994
455 1964

Fewest, season

88 1988
93 1976
97 1965

Most, game

171 vs. St. Louis (11-26-95)
137 vs. L.A. Rams (10-28-51)
115 at San Diego (12-3-00)
at Atlanta (10-16-94)

TOUCHDOWNS

Most, season

5 1995, 1986, 1983
4 1994, 1991
3 1993, 1972, 1968, 1966

SACKS

SACKS

Most, season

61 1976
60 1985
57 1983

Most, game

10 vs. N.Y. Giants (11-23-80)
at L.A. Rams (11-11-76)
vs. L.A. Rams (12-6-64)
8 at St. Louis (10-25-98)
at Philadelphia (11-10-97)
7 vs. St. Louis (9-8-96)

SACK YARDAGE

Most, season

573 1976
457 1985
448 1986
1983

Most, game

95 vs. Dallas Texans (10-26-52)

PUNTING

PUNTS ALLOWED

Most, season

107 1976
92 1985
91 1986

Fewest, season

42 1956
47 1957
49 1958

Most, game

12 vs. Detroit (10-23-77)
vs. L.A. Rams (11-21-76)
11 vs. New Orleans (10-3-73)
10 vs. Cincinnati (10-20-96)
vs. New Orleans (10-17-76)
at Atlanta (10-29-72)

Fewest, game

0 vs. Buffalo (9-13-92)
1 vs. New England (10-22-89)
vs. L.A. Rams (9-30-73)

YARDS ALLOWED

Most, season

4,327 1976
3,765 1986
3,695 1996

Fewest, season

1,709 1956
1,895 1957
1,995 1958

Most, game

461 at Atlanta (10-29-72)
435 vs. Detroit (10-23-77)
433 vs. L.A. Rams (11-21-76)

Fewest, game

0 vs. Buffalo (9-13-92)
23 at Baltimore (10-1-67)
35 vs. New England (10-22-89)

AVERAGE ALLOWED

Highest, season

45.7 1964
44.9 1962
44.0 1967
1961

Lowest, season

37.5 1977
38.1 1979
38.2 1980

Highest, game (4+ attempts)

58.5 at Miami (9-28-86), 4-234
53.4 at Chicago (10-30-60), 5-267
50.0 at Washington (11-6-94), 7-350

Lowest, game (4+ attempts)

23.0 at N.Y. Giants (10-5-87), 5-115
24.9 at New Orleans (9-15-74), 4-99
28.8 at New Orleans (12-17-90), 4-115
vs. Miami (9-25-77), 4-115

PUNT RETURNS

RETURNS ALLOWED

Most, season

57 1981
52 1976
50 1964
1963

Fewest, season

15 1993
19 1971
1951
20 1972
* 1982 (9 games)

Most, game

9 at Detroit (10-6-63)
8 vs. L.A. Rams (10-25-81)
vs. Atlanta (10-23-76)
7 at Chicago (10-17-54)

Fewest, game

0 (Several times) Last: at Green Bay (10-15-00)

YARDS ALLOWED

Most, season

664 1981
587 1963
530 1980

Fewest, season

44 1971
70 1972
108 1953

Most, game

231 at Detroit (10-6-63)
166 vs. L.A. Rams (10-25-81)
134 at Chicago (12-12-65)



AVERAGE RETURN ALLOWED

Highest, season

13.0 1952
12.4 1965
12.1 1999

Lowest, season

2.3 1971
3.5 1972
1956
3.6 1958

TOUCHDOWNS ALLOWED

Most, season

2 1999
1964
1963
1961

Most, game

1 (Several times) Last: at Atlanta (1-3-00)

KICKOFF RETURNS

RETURNS ALLOWED

Most, season

89 1994
82 1997
1995
78 1984
1983

Fewest, season

37 1964
1963
1955
38 1960
39 1959

Most, game

9 at San Diego (12-3-00)
vs. Atlanta (9-29-96)
vs. Chicago (12-23-91)
at New Orleans (10-1-72)
8 vs. New Orleans (9-14-97)
vs. Atlanta (10-18-92)
vs. Minnesota (12-8-84)

Fewest, game

0 (Several times) Last: at Jacksonville (9-12-99)

YARDS ALLOWED

Most, season

1,912 1994
1,857 1995
1,746 1997

Fewest, season

739 1958
769 1960
816 1963

Most, game

260 at Dallas (11-11-65)
208 at Chicago (11-14-72)
199 at St. Louis (10-10-99)

Fewest, game

0 (Several times) Last: vs. St. Louis (11-21-99)

AVERAGE ALLOWED

Highest, season

27.6 1969
25.2 1965
24.8 1950

Lowest, season

17.6 1958
18.4 1996
18.7 1988

TOUCHDOWNS ALLOWED

Most, season/game

1 (Several times) Last: at St. Louis (10-10-99)

PENALTIES

OPPONENTS PENALTIES

Most, season

154 1978
119 1979
108 1994
1981

Fewest, season

43 1956
44 1959
51 1958
1954

Most, game

17 at Atlanta (11-5-78)
15 at Cleveland (11-15-53)

Fewest, game

0 at Baltimore (10-26-69)
at Detroit (12-13-64)
at Green Bay (12-14-63)
at Detroit (10-6-63)
at Cleveland (11-29-59)

OPPONENTS YARDS PENALIZED

Most, season

1,301 1978
965 1970
938 1966

Fewest, season

321 1956
412 1959
426 1954

Most, game

165 at Minnesota (10-13-66)
125 at New Orleans (10-11-98)
at Atlanta (11-5-78)
124 at Cleveland (11-15-53)

Fewest, game

0 at Baltimore (10-26-69)
at Detroit (12-13-64)
at Green Bay (12-14-63)
at Detroit (10-6-63)
at Cleveland (11-29-59)



OPPONENTS INDIVIDUAL GAME RECORDS

SCORING

Points

36 Gale Sayers, at Chicago (12-12-65)

Touchdowns

6 Gale Sayers, at Chicago (12-12-65)

PATs

8 Paige Cothren, vs. L.A. Rams (10-5-58)

PAT Attempts

8 Paige Cothren, vs. L.A. Rams (10-5-58)

Field Goals

5 Morten Andersen, at Atlanta (9-3-00)

Chris Jacke, at Green Bay (10-14-96)

Morten Andersen, at New Orleans
(10-25-87)

Lou Michaels, at Baltimore (9-25-66)

Field Goal Attempts

7 Morten Andersen, at New Orleans
(10-25-87)

Long Field Goal

59 Morten Andersen, at Atlanta (12-24-95)

56 Al Del Greco, at Houston (10-27-96)

54 Jan Stenerud, vs. Kansas City (12-6-71)

RUSHING

Attempts

32 Calvin Hill, at Dallas (11-10-74)

Yards

192 Eric Pegram, vs. Atlanta (9-19-93)

Touchdowns

4 Gale Sayers, at Chicago (12-12-65)

Long

80t Floyd Little, vs. Denver (10-25-70)

PASSING

Attempts

61 Brett Favre, at Green Bay (10-14-96)

60 Richard Todd, at N.Y. Jets (9-21-80)

58 Glenn Foley, vs. N.Y. Jets (9-6-98)

Completions

42 Richard Todd, at N.Y. Jets (9-21-80)

Yards

471 Brad Johnson, vs. Washington (12-26-99)

Touchdowns

5 Kurt Warner, at St. Louis (10-10-99)

Vince Ferragamo, at L.A. Rams (10-23-83)

Dan Fouts, vs. San Diego (12-11-82)

Interceptions

7 Steve DeBerg, at Tampa Bay (9-7-86)

Long

96t Tobin Rote to Billy Grimes, vs. Green
Bay (12-10-50)

Times sacked

10 Phil Simms, vs. N.Y. Giants (11-23-80)

James Harris, at L.A. Rams (10-11-76)

Bill Munson, vs. L.A. Rams (12-6-64)

RECEIVING

Receptions

17 Clark Gaines, at N.Y. Jets (9-21-80)

Yards

220 Don Beebe, at Green Bay (10-14-96)

Touchdowns

4 Isaac Bruce, at St. Louis (10-10-99)

Harlon Hill, vs. Chicago (10-31-54)

Long

96t Billy Grimes, vs. Green Bay (12-10-50)

INTERCEPTIONS

Interceptions

3 Bill Simpson, vs. L.A. Rams (11-20-77)

Gene Howard, at L.A. Rams (11-21-71)

Roy Winston, vs. Minnesota (10-25-64)

Donald Doll, at Detroit (10-8-50)

Yards

107 Aaron Martin, at L.A. Rams (10-18-64)

Long

101t Tom Pridemore, at Atlanta (9-20-81)

PUNTING

Punts

12 Wilbur Summers, vs. Detroit (10-23-77)

Rusty Jackson, vs. L.A. Rams (11-21-76)

Average

60.5 Mitch Berger (2-121), at Minnesota (10-24-99)

Long

90 Don Chandler, at Green Bay (10-10-65)

PUNT RETURNS

Returns

7 Roland Lawrence, vs. Atlanta (10-23-76)

Yards

184 Larry Watkins, at Detroit (10-6-63)

Long

90t Larry Watkins, at Detroit (10-6-63)

KICKOFF RETURNS

Returns

9 Eric Metcalf, vs. Atlanta (9-29-96)

Yards

208 Ron Smith, at Chicago (11-19-72)

Long

101t Mel Gray, vs. New Orleans (9-21-86)

THE STREAK

The only times Bill Walsh did not record 10 wins were the first two rebuilding years (1979-80) and the 1982 strike-shortened season. In fact, Walsh started a double-digit win streak in 1983 that lasted 16 years. It is the longest 10-win string in NFL history.



49ERS INDIVIDUAL CAREER STATISTICAL LEADERS

(NFL Totals Only, 1950-2000)

SCORING

| NO | NAME | TD | R | P | RT | 2-PT | PAT | PAT | FG | FGA | TOT |
|-----|----------------------------|------|----|------|----|------|-----|-----|-----|-----|-------|
| 1. | Rice, Jerry (1985-00) | *187 | 10 | *176 | 1 | 4 | - | - | - | - | 1,130 |
| 2. | Wersching, Ray (1977-87) | - | - | - | - | - | 409 | 425 | 190 | 261 | 979 |
| 3. | Davis, Tommy (1959-69) | - | - | - | - | - | 348 | 350 | 130 | 276 | 738 |
| 4. | Cofer, Mike (1988-93) | - | - | - | - | - | 289 | 297 | 128 | 194 | 673 |
| 5. | Soltau, Gordy (1950-58) | 25 | 0 | 25 | 0 | - | 284 | 302 | 70 | 138 | 644 |
| 6. | Gossett, Bruce (1970-74) | - | - | - | - | - | 163 | 168 | 99 | 153 | 460 |
| 7. | Craig, Roger (1983-90) | 66 | 50 | 16 | 0 | - | - | - | - | - | 396 |
| 8. | Willard, Ken (1965-73) | 61 | 45 | 16 | 0 | - | - | - | - | - | 366 |
| 9. | Washington, Gene (1969-77) | 59 | 0 | 59 | 0 | - | - | - | - | - | 354 |
| 10. | Perry, Joe (1950-60, 63) | 57 | 50 | 7 | 0 | - | 6 | 7 | 1 | 6 | 351 |

PASSING YARDS

| NO | NAME | ATT | COMP | PCT | YDS | TDS | INT | LONG |
|-----|---------------------------|-------|-------|------|--------|-----|-----|------|
| 1. | Montana, Joe (1979-92) | 4,600 | 2,929 | 63.7 | 35,124 | 244 | 123 | 96t |
| 2. | Brodie, John (1957-73) | 4,491 | 2,469 | 55.0 | 31,548 | 214 | 224 | 83t |
| 3. | Young, Steve (1987-99) | 3,648 | 2,400 | 65.7 | 29,906 | 221 | 86 | 97t |
| 4. | Tittle, Y.A. (1951-60) | 2,194 | 1,226 | 55.9 | 16,016 | 108 | 134 | 78t |
| 5. | DeBerg, Steve (1977-80) | 1,201 | 670 | 55.8 | 7,220 | 37 | 60 | 93 |
| 6. | Garcia, Jeff (1999-curr.) | 936 | 580 | 62.0 | 6,822 | 42 | 21 | 69t |
| 7. | Spurrier, Steve (1967-75) | 840 | 441 | 52.5 | 5,250 | 33 | 48 | 81t |
| 8. | Albert, Frank (1950-52) | 601 | 316 | 52.6 | 3,847 | 27 | 43 | 60 |
| 9. | Plunkett, Jim (1976-77) | 491 | 254 | 51.7 | 3,285 | 22 | 30 | 85 |
| 10. | Grbac, Elvis (1993-96) | 430 | 284 | 66.0 | 3,098 | 18 | 16 | 81t |

RUSHING YARDS

| NO | NAME | ATT | YDS | AVG | TD | LONG |
|-----|----------------------------|-------|-------|-----|----|------|
| 1. | Perry, Joe (1950-60, 63) | 1,475 | 7,344 | 4.9 | 50 | 78t |
| 2. | Craig, Roger (1983-90) | 1,686 | 7,064 | 4.2 | 50 | 71 |
| 3. | Willard, Ken (1965-73) | 1,582 | 5,930 | 3.7 | 45 | 69t |
| 4. | Smith, J.D. (1956-64) | 1,007 | 4,370 | 4.3 | 37 | 80t |
| 5. | McElhenny, Hugh (1952-60) | 877 | 4,288 | 4.9 | 35 | 89t |
| 6. | Tyler, Wendell (1983-86) | 624 | 3,112 | 4.9 | 16 | 40 |
| 7. | Young, Steve (1987-99) | 609 | 3,577 | 5.8 | 34 | 49t |
| 8. | Williams, Delvin (1974-77) | 669 | 2,966 | 4.4 | 20 | 80t |
| 9. | Jackson, Wilbur (1974-79) | 745 | 2,955 | 3.9 | 10 | 80 |
| 10. | Watters, Ricky (1992-94) | 653 | 2,840 | 4.3 | 25 | 43 |

CAREER RECEPTIONS

| NO | NAME | REC | YDS | AVG | TD | LONG |
|-----|-----------------------------|--------|---------|------|------|------|
| 1. | Rice, Jerry (1985-00) | *1,281 | *19,247 | 15.0 | *187 | 96t |
| 2. | Craig, Roger (1983-90) | 508 | 4,442 | 8.7 | 16 | 73 |
| 3. | Clark, Dwight (1979-87) | 506 | 6,750 | 13.3 | 48 | 80t |
| 4. | Jones, Brent (1987-97) | 417 | 5,195 | 12.5 | 33 | 69t |
| 5. | Wilson, Billy (1951-60) | 407 | 5,902 | 14.5 | 49 | 77t |
| 6. | Washington, Gene (1969-77) | 371 | 6,664 | 17.9 | 59 | 79t |
| 7. | Taylor, John (1986-95) | 347 | 5,598 | 16.3 | 43 | 97t |
| 8. | Owens, Terrell (1996-curr.) | 319 | 4,758 | 14.9 | 43 | 79t |
| 9. | Solomon, Freddie (1978-85) | 310 | 4,873 | 15.7 | 43 | 93t |
| 10. | Rathman, Tom (1986-93) | 294 | 2,490 | 8.5 | 8 | 36 |

INTERCEPTIONS

| NO | NAME | INT | YDS | AVG | TD | LONG |
|-----|------------------------------|-----|-----|------|----|------|
| 1. | Lott, Ronnie (1981-90) | 51 | 643 | 12.6 | 5 | 83t |
| 2. | Johnson, Jimmy (1961-76) | 47 | 615 | 13.1 | 2 | 63 |
| 3. | Alexander, Kermit (1963-69) | 36 | 499 | 13.9 | 1 | 66t |
| 4. | Hanks, Merton (1991-98) | 31 | 380 | 12.3 | 2 | 67t |
| 5. | Hicks, Dwight (1979-85) | 30 | 586 | 19.5 | 3 | 72 |
| 6. | Wagner, Lowell (1950-53, 55) | 25 | 331 | 13.2 | 0 | 40 |
| 7. | Berry, Rex (1951-56) | 22 | 404 | 18.4 | 3 | 44t |
| | Griffin, Don (1986-93) | 22 | 49 | 2.2 | 0 | 23 |
| | Baker, Dave (1959-61) | 21 | 294 | 14.0 | 0 | 40 |
| 10. | Moegle, Dick (1955-59) | 20 | 232 | 11.6 | 1 | 40 |

*NFL Record



SACKS

| NO | NAME | SACKS |
|-----|-----------------------------------|-------|
| 1. | Hardman, Cedrick (1970-79)..... | 112.5 |
| 2. | Hart, Tommy (1968-77)..... | 106.0 |
| 3. | Haley, Charles (1986-91, 99)..... | 66.5 |
| 4. | Board, Dwaine (1979-88)..... | 61.0 |
| 5. | Young, Bryant (1994-curr.)..... | 57.5 |
| 6. | Dean, Fred (1981-85)..... | 40.0 |
| 7. | Stubblefield, Dana (1993-97)..... | 39.5 |
| 8. | Doleman, Chris (1996-98)..... | 38.0 |
| 9. | Elam, Cleveland (1976-78)..... | 33.0 |
| 10. | Stover, Jeff (1982-88)..... | 30.5 |

PUNT RETURN YARDAGE

| NO | NAME | RTN | YDS | AVG | TD | LONG |
|-----|--------------------------------------|-----|-------|------|----|------|
| 1. | McLemore, Dana (1982-87)..... | 142 | 1,531 | 10.8 | 4 | 93t |
| 2. | Taylor, John (1986-95)..... | 149 | 1,517 | 10.2 | 2 | 95t |
| 3. | Taylor, Bruce (1970-77)..... | 142 | 1,323 | 9.3 | 0 | 76 |
| 4. | Carter, Dexter (1990-94, 95-96)..... | 117 | 1,213 | 10.4 | 2 | 78t |
| 5. | McGill, Ralph (1972-76)..... | 105 | 964 | 9.2 | 1 | 54 |
| 6. | Woodson, Abe (1958-64)..... | 105 | 949 | 9.0 | 2 | 85t |
| 7. | Solomon, Freddie (1978-85)..... | 106 | 804 | 7.6 | 2 | 57t |
| 8. | Alexander, Kermit (1963-69)..... | 120 | 782 | 6.5 | 2 | 70t |
| 9. | Arenas, Joe (1951-57)..... | 124 | 774 | 6.2 | 1 | 67t |
| 10. | Griffin, Don (1986-93)..... | 74 | 667 | 9.0 | 1 | 76t |

YARDS FROM SCRIMMAGE
(Combined Rushing/Receiving)

| NO | NAME | TOTAL YARDS | RUSHING | RECEIVING |
|-----|---------------------------------|-------------|---------|-----------|
| 1. | Rice, Jerry (1985-00)..... | 19,872 | 625 | *19,247 |
| 2. | Craig, Roger (1983-90)..... | 11,506 | 7,064 | 4,442 |
| 3. | Perry, Joe (1950-60, 63)..... | 8,624 | 7,344 | 1,280 |
| 4. | Willard, Ken (1965-73)..... | 8,086 | 5,930 | 2,156 |
| 5. | McElhenny, Hugh (1952-60)..... | 6,954 | 4,069 | 2,666 |
| 6. | Clark, Dwight (1979-87)..... | 6,800 | 50 | 6,750 |
| 7. | Washington, Gene (1969-77)..... | 6,667 | 3 | 6,664 |
| 8. | Wilson, Billy (1951-60)..... | 5,902 | 0 | 5,902 |
| 9. | Taylor, John (1986-95)..... | 5,628 | 31 | 5,598 |
| 10. | Smith, J.D. (1956-64)..... | 5,479 | 4,370 | 1,109 |

PUNTING YARDAGE

| NO | NAME | PUNTS | YARDS | AVG | LONG |
|-----|----------------------------------|-------|--------|------|------|
| 1. | Davis, Tommy (1959-69)..... | 511 | 22,841 | 44.7 | 82 |
| 2. | Wittum, Tom (1973-77)..... | 380 | 15,494 | 40.8 | 68 |
| 3. | Runager, Max (1984-88)..... | 281 | 11,370 | 40.5 | 62 |
| 4. | Spurrier, Steve (1967-75)..... | 230 | 8,882 | 38.6 | 61 |
| 5. | Thompson, Tommy (1995-98)..... | 208 | 8,711 | 41.9 | 65 |
| 6. | Miller, Jim (1980-82)..... | 214 | 8,686 | 40.6 | 80 |
| 7. | Helton, Barry (1988-90)..... | 202 | 7,832 | 38.8 | 56 |
| 8. | Wilmsmeyer, Klaus (1992-94)..... | 145 | 5,871 | 40.5 | 61 |
| 9. | Albert, Frank (1946-52)..... | 139 | 5,828 | 41.9 | 70 |
| 10. | Stanley, Chad (1999-curr.)..... | 138 | 5,464 | 39.6 | 70 |

KICKOFF RETURN YARDAGE

| NO | NAME | RET | YARDS | AVG | TD | LONG |
|-----|--------------------------------------|-----|-------|------|----|------|
| 1. | Woodson, Abe (1958-64)..... | 166 | 4,873 | 29.4 | 5 | 105t |
| 2. | Carter, Dexter (1990-94, 95-96)..... | 217 | 4,789 | 22.1 | 2 | 98t |
| 3. | Arenas, Joe (1951-57)..... | 139 | 3,798 | 27.3 | 1 | 96 |
| 4. | Alexander, Kermit (1963-69)..... | 137 | 3,271 | 23.9 | 0 | 56 |
| 5. | Washington, Vic (1971-73)..... | 84 | 2,178 | 25.9 | 1 | 98t |
| 6. | Owens, James (1979-80)..... | 72 | 1,728 | 24.0 | 2 | 101t |
| 7. | Monroe, Carl (1983-87)..... | 76 | 1,660 | 21.8 | 1 | 95t |
| 8. | Cunningham, Doug (1967-73)..... | 68 | 1,613 | 23.7 | 0 | 94 |
| 9. | McElhenny, Hugh (1952-60)..... | 65 | 1,494 | 23.0 | 0 | 55 |
| 10. | Hofer, Paul (1976-81)..... | 68 | 1,466 | 21.6 | 0 | 48 |

*NFL Record



49ERS YEARLY STATISTICAL LEADERS

RUSHING

| Year | Player | Att. | Yds. | Avg. | Long | TD | NFL/NFC | |
|------|------------------------|------|-------|------|------|----|---------|-------|
| | | | | | | | Rank | |
| 1946 | Standlee, Norm..... | 134 | 683 | 5.1 | — | 2 | — | — |
| 1947 | Strzykalski, John..... | 143 | 906 | 6.3 | 50 | 5 | — | — |
| 1948 | Strzykalski, John..... | 141 | 915 | 6.5 | — | 4 | — | — |
| 1949 | Perry, Joe..... | 115 | 783 | 6.8 | 59 | 8 | — | — |
| 1950 | Perry, Joe..... | 124 | 647 | 5.2 | 78t | 5 | 5 | 5 |
| 1951 | Perry, Joe..... | 136 | 677 | 5.0 | 58t | 3 | 5 | 5 |
| 1952 | Perry, Joe..... | 158 | 725 | 4.6 | 78t | 8 | 3 | 3 |
| 1953 | Perry, Joe..... | 192 | 1,018 | 5.3 | 51t | 10 | 1 | 1 |
| 1954 | Perry, Joe..... | 173 | 1,049 | 6.1 | 58 | 8 | 1 | 1 |
| 1955 | Perry, Joe..... | 156 | 701 | 4.5 | 42 | 2 | 5 | 5 |
| 1956 | McElhenny, Hugh..... | 185 | 916 | 5.0 | 86t | 8 | 3 | 3 |
| 1957 | McElhenny, Hugh..... | 102 | 478 | 4.7 | 61 | 1 | 15 | 15 |
| 1958 | Perry, Joe..... | 125 | 758 | 6.1 | 73t | 4 | 3 | 3 |
| 1959 | Smith, J.D..... | 207 | 1,036 | 5.0 | 73t | 10 | 2 | 2 |
| 1960 | Smith, J.D..... | 174 | 780 | 4.5 | 41 | 5 | 5 | 5 |
| 1961 | Smith, J.D..... | 167 | 823 | 4.9 | 33 | 8 | 5 | 5 |
| 1962 | Smith, J.D..... | 258 | 907 | 3.5 | 28 | 6 | 6 | 6 |
| 1963 | Smith, J.D..... | 162 | 560 | 3.5 | 52t | 5 | 13 | 13 |
| 1964 | Kopay, Dave..... | 75 | 271 | 3.6 | 18 | 0 | 32 | 32 |
| 1965 | Willard, Ken..... | 189 | 778 | 4.1 | 32 | 5 | 4 | 4 |
| 1966 | Willard, Ken..... | 191 | 763 | 4.0 | 49 | 5 | 5 | 5 |
| 1967 | Willard, Ken..... | 169 | 510 | 3.0 | 20 | 5 | 17 | 17 |
| 1968 | Willard, Ken..... | 227 | 967 | 4.3 | 69t | 7 | 2 | 2 |
| 1969 | Willard, Ken..... | 171 | 557 | 3.3 | 18 | 7 | 13 | 13 |
| 1970 | Willard, Ken..... | 236 | 789 | 3.3 | 20 | 7 | 9/6 | 9/6 |
| 1971 | Willard, Ken..... | 216 | 855 | 4.0 | 49 | 4 | 15/9 | 15/9 |
| 1972 | Washington, Vic..... | 141 | 468 | 3.3 | 33 | 3 | 42/20 | 42/20 |
| 1973 | Washington, Vic..... | 151 | 534 | 3.5 | 25 | 8 | 32/15 | 32/15 |
| 1974 | Jackson, Wilbur..... | 174 | 705 | 4.1 | 64 | 0 | 17/8 | 17/8 |
| 1975 | Williams, Delvin..... | 117 | 631 | 5.4 | 52 | 3 | 21/13 | 21/13 |
| 1976 | Williams, Delvin..... | 248 | 1,203 | 4.9 | 80t | 7 | 3/2 | 3/2 |
| 1977 | Williams, Delvin..... | 268 | 931 | 3.5 | 40 | 7 | 10/5 | 10/5 |
| 1978 | Simpson, O.J..... | 161 | 593 | 3.7 | 34 | 1 | 39/19 | 39/19 |
| 1979 | Hofer, Paul..... | 123 | 615 | 5.0 | 47 | 7 | 33/17 | 33/17 |
| 1980 | Cooper, Earl..... | 171 | 720 | 4.2 | 47 | 5 | 23/12 | 23/12 |
| 1981 | Patton, Ricky..... | 152 | 543 | 3.6 | 28 | 4 | 35/16 | 35/16 |
| 1982 | Moore, Jeff..... | 85 | 281 | 3.3 | 19 | 4 | 37/16 | 37/16 |
| 1983 | Tyler, Wendell..... | 176 | 856 | 4.9 | 39 | 4 | 19/10 | 19/10 |
| 1984 | Tyler, Wendell..... | 246 | 1,262 | 5.1 | 40 | 7 | 5/5 | 5/5 |
| 1985 | Craig, Roger..... | 214 | 1,050 | 4.9 | 62t | 9 | 13/8 | 13/8 |
| 1986 | Craig, Roger..... | 204 | 830 | 4.1 | 25 | 7 | 13/8 | 13/8 |
| 1987 | Craig, Roger..... | 215 | 815 | 3.8 | 25 | 3 | 8/5 | 8/5 |
| 1988 | Craig, Roger..... | 310 | 1,502 | 4.8 | 46t | 9 | 3/2 | 3/2 |
| 1989 | Craig, Roger..... | 271 | 1,054 | 3.9 | 27 | 6 | 10/5 | 10/5 |
| 1990 | Carter, Dexter..... | 114 | 460 | 4.0 | 74t | 1 | 39/19 | 39/19 |
| 1991 | Henderson, Keith..... | 137 | 561 | 4.1 | 25 | 2 | 30/11 | 30/11 |
| 1992 | Watters, Ricky..... | 206 | 1,013 | 4.9 | 43 | 9 | 13/8 | 13/8 |
| 1993 | Watters, Ricky..... | 208 | 950 | 4.6 | 39 | 10 | 12/8 | 12/8 |
| 1994 | Watters, Ricky..... | 239 | 877 | 3.7 | 23 | 6 | 15/8 | 15/8 |
| 1995 | Loville, Derek..... | 218 | 723 | 3.3 | 27 | 10 | 24/13 | 24/13 |
| 1996 | Kirby, Terry..... | 134 | 559 | 4.2 | 31 | 3 | 33/15 | 33/15 |
| 1997 | Hearst, Garrison..... | 234 | 1,019 | 4.4 | 51 | 4 | 15/7 | 15/7 |
| 1998 | Hearst, Garrison..... | 310 | 1,570 | 5.1 | 96t | 7 | 3/2 | 3/2 |
| 1999 | Gamer, Charlie..... | 241 | 1,229 | 5.1 | 53 | 4 | 8/5 | 8/5 |
| 2000 | Gamer, Charlie..... | 258 | 1,142 | 4.4 | 42 | 7 | 16/7 | 16/7 |

PASSING

| Year | Player | Att. | Comp. | Pct. | Yds. | TD | Int. | Rating | NFL/NFC | |
|------|--------------------|------|-------|------|-------|----|------|--------|---------|---|
| | | | | | | | | | Rank | |
| 1946 | Albert, Frank..... | 197 | 104 | 52.9 | 1,404 | 14 | 14 | — | — | — |
| 1947 | Albert, Frank..... | 242 | 128 | 52.9 | 1,692 | 18 | 15 | — | — | — |
| 1948 | Albert, Frank..... | 264 | 154 | 58.3 | 1,990 | 29 | 10 | — | — | — |



| Year | Player | Att. | Comp. | Pct. | Yds. | TD | Int. | Rating | NFL/NFC |
|------|-----------------|------|-------|------|-------|----|------|--------|---------|
| | | | | | | | | | Rank |
| 1949 | Albert, Frank | 260 | 129 | 49.6 | 1,862 | 27 | 16 | — | — |
| 1950 | Albert, Frank | 306 | 155 | 50.7 | 1,767 | 14 | 23 | 52.6 | 8 |
| 1951 | Albert, Frank | 166 | 90 | 50.7 | 1,116 | 5 | 10 | 60.2 | 8 |
| 1952 | Titte, Y.A. | 208 | 106 | 51.0 | 1,407 | 11 | 12 | 66.4 | 5 |
| 1953 | Titte, Y.A. | 259 | 149 | 57.5 | 2,121 | 20 | 16 | 84.0 | 3 |
| 1954 | Titte, Y.A. | 295 | 170 | 57.6 | 2,205 | 9 | 9 | 78.4 | 7 |
| 1955 | Titte, Y.A. | 287 | 147 | 51.2 | 2,185 | 17 | 28 | 56.5 | 4 |
| 1956 | Titte, Y.A. | 218 | 124 | 56.9 | 1,641 | 7 | 12 | 68.5 | 7 |
| 1957 | Titte, Y.A. | 279 | 176 | 63.1 | 2,157 | 13 | 15 | 79.6 | 6 |
| 1958 | Titte, Y.A. | 208 | 120 | 57.7 | 1,467 | 9 | 15 | 59.1 | 3 |
| 1959 | Titte, Y.A. | 199 | 102 | 51.3 | 1,331 | 10 | 15 | 58.2 | 4 |
| 1960 | Brodie, John | 207 | 103 | 49.8 | 1,111 | 6 | 9 | 57.8 | 5 |
| 1961 | Brodie, John | 283 | 155 | 54.8 | 2,588 | 14 | 12 | 84.5 | 4 |
| 1962 | Brodie, John | 304 | 175 | 57.6 | 2,272 | 18 | 16 | 78.1 | 6 |
| 1963 | McHan, Lamar | 195 | 83 | 42.3 | 1,243 | 8 | 11 | 54.3 | 15 |
| 1964 | Brodie, John | 392 | 193 | 49.2 | 2,498 | 14 | 16 | 64.3 | 12 |
| 1965 | Brodie, John | 391 | 242 | 61.9 | 3,112 | 30 | 16 | 95.2 | 3 |
| 1966 | Brodie, John | 427 | 232 | 54.3 | 2,810 | 16 | 22 | 65.5 | 8 |
| 1967 | Brodie, John | 349 | 168 | 48.1 | 2,013 | 11 | 16 | 57.5 | 11 |
| 1968 | Brodie, John | 404 | 234 | 57.9 | 3,020 | 22 | 21 | 77.9 | 3 |
| 1969 | Brodie, John | 347 | 194 | 55.9 | 2,405 | 16 | 15 | 74.9 | 7 |
| 1970 | Brodie, John | 378 | 223 | 59.0 | 2,941 | 24 | 10 | 93.9 | 1/1 |
| 1971 | Brodie, John | 387 | 208 | 53.7 | 2,642 | 18 | 24 | 64.7 | 12/6 |
| 1972 | Spurrier, Steve | 269 | 147 | 54.6 | 1,983 | 18 | 16 | 76.2 | 8/5 |
| 1973 | Spurrier, Steve | 157 | 83 | 52.9 | 882 | 4 | 7 | 59.2 | 21/13 |
| 1974 | Owen, Tom | 184 | 88 | 47.8 | 1,327 | 10 | 15 | 54.8 | 25/11 |
| 1975 | Snead, Norm | 189 | 108 | 57.1 | 1,337 | 9 | 10 | 77.2 | 11/5 |
| 1976 | Plunkett, Jim | 243 | 126 | 51.9 | 1,592 | 13 | 16 | 62.8 | 17/8 |
| 1977 | Plunkett, Jim | 248 | 128 | 51.6 | 1,693 | 9 | 14 | 62.1 | 17/8 |
| 1978 | DeBerg, Steve | 302 | 137 | 45.4 | 1,570 | 8 | 22 | 39.8 | 28/17 |
| 1979 | DeBerg, Steve | 578 | 347 | 60.0 | 3,652 | 17 | 21 | 70.3 | 13/5 |
| 1980 | Montana, Joe | 273 | 176 | 64.5 | 1,795 | 15 | 9 | 87.8 | 5/4 |
| 1981 | Montana, Joe | 488 | 311 | 63.7 | 3,565 | 19 | 12 | 88.2 | 4/1 |
| 1982 | Montana, Joe | 346 | 213 | 61.6 | 2,613 | 17 | 11 | 87.9 | 5/3 |
| 1983 | Montana, Joe | 515 | 332 | 64.5 | 3,910 | 26 | 12 | 94.6 | 5/3 |
| 1984 | Montana, Joe | 432 | 279 | 64.6 | 3,630 | 28 | 10 | 102.9 | 2/1 |
| 1985 | Montana, Joe | 494 | 303 | 61.3 | 3,653 | 27 | 13 | 91.3 | 3/1 |
| 1986 | Montana, Joe | 307 | 191 | 62.2 | 2,236 | 8 | 9 | 80.7 | 9/2 |
| 1987 | Montana, Joe | 398 | 266 | 66.8 | 3,054 | 31 | 13 | 102.1 | 1/1 |
| 1988 | Montana, Joe | 397 | 238 | 59.9 | 2,981 | 18 | 10 | 87.9 | 6/3 |
| 1989 | Montana, Joe | 386 | 271 | 70.2 | 3,521 | 26 | 8 | 112.4 | 1/1 |
| 1990 | Montana, Joe | 520 | 321 | 61.7 | 3,944 | 26 | 16 | 89.0 | 7/3 |
| 1991 | Young, Steve | 279 | 180 | 64.5 | 2,517 | 17 | 8 | 101.8 | 1/1 |
| 1992 | Young, Steve | 402 | 268 | 66.7 | 3,465 | 25 | 7 | 107.0 | 1/1 |
| 1993 | Young, Steve | 462 | 314 | 68.0 | 4,023 | 29 | 16 | 101.5 | 1/1 |
| 1994 | Young, Steve | 461 | 324 | 70.3 | 3,969 | 35 | 10 | 112.8 | 1/1 |
| 1995 | Young, Steve | 447 | 299 | 66.9 | 3,200 | 20 | 11 | 92.3 | 5/4 |
| 1996 | Young, Steve | 316 | 214 | 67.7 | 2,410 | 14 | 6 | 97.2 | 1/1 |
| 1997 | Young, Steve | 356 | 241 | 67.7 | 3,029 | 19 | 6 | 104.7 | 1/1 |
| 1998 | Young, Steve | 517 | 322 | 62.3 | 4,170 | 36 | 12 | 101.1 | 3/2 |
| 1999 | Garcia, Jeff | 375 | 225 | 60.0 | 2,544 | 11 | 11 | 77.9 | 17/10 |
| 2000 | Garcia, Jeff | 561 | 355 | 63.3 | 4,287 | 31 | 10 | 97.6 | 5/4 |

*NFL Record

RECEIVING

(Based on Number of Catches)

| Year | Player | No. | Yds. | Avg. | Long | TD | NFL/NFC |
|------|---------------|-----|------|------|------|----|---------|
| | | | | | | | Rank |
| 1946 | Beals, Alyn | 40 | 586 | 14.7 | — | 10 | — |
| 1947 | Beals, Alyn | 47 | 655 | 13.9 | 54 | 10 | — |
| 1948 | Beals, Alyn | 46 | 591 | 12.8 | — | 14 | — |
| 1949 | Beals, Alyn | 44 | 678 | 15.4 | — | 12 | — |
| 1950 | Loyd, Alex | 32 | 402 | 12.6 | 38 | 0 | 18 |
| 1951 | Soltau, Gordy | 59 | 826 | 14.0 | 48t | 7 | 2 |
| 1952 | Soltau, Gordy | 55 | 774 | 14.1 | 49t | 7 | 4 |



NFL/NFC

| Year | Player | No. | Yds. | Avg. | Long | TD | Rank |
|------|----------------------|------|--------|------|------|----|--------|
| 1953 | Wilson, Billy | 51 | 840 | 16.5 | 61t | 10 | 6 |
| 1954 | Wilson, Billy | 60 | 830 | 13.8 | 43 | 5 | 1 |
| 1955 | Wilson, Billy | 53 | 831 | 15.7 | 72t | 7 | 2 |
| 1956 | Wilson, Billy | 60 | 889 | 14.8 | 77t | 5 | 1 |
| 1957 | Wilson, Billy | 52 | 757 | 14.6 | 40 | 6 | 1 |
| 1958 | Conner, Clyde | 49 | 512 | 10.4 | 26 | 5 | 5 |
| 1959 | Wilson, Billy | 44 | 540 | 12.3 | 57t | 4 | 6 |
| 1960 | Conner, Clyde | 38 | 531 | 14.0 | 65t | 2 | 1 |
| 1961 | Owens, R.C. | 55 | 1,032 | 18.8 | 54 | 5 | 7 |
| 1962 | Casey, Bernie | 53 | 819 | 15.5 | 48t | 6 | 11 |
| 1963 | Casey, Bernie | 47 | 762 | 16.2 | 68t | 7 | 14 |
| 1964 | Casey, Bernie | 58 | 808 | 13.9 | 63t | 4 | 6 |
| 1965 | Parks, Dave | 80 | 1,344 | 16.8 | 53t | 12 | 1 |
| 1966 | Parks, Dave | 66 | 974 | 14.8 | 65t | 5 | 3 |
| 1967 | Witcher, Dick | 46 | 705 | 15.3 | 63t | 3 | 17 |
| 1968 | McNeil, Clifton | 71 | 994 | 14.0 | 65t | 7 | 1 |
| 1969 | Washington, Gene | 51 | 711 | 13.9 | 52 | 3 | 10 |
| | Cunningham, Doug, RB | 51 | 484 | 9.5 | 58 | 0 | 11 |
| 1970 | Washington, Gene | 53 | 1,100 | 20.8 | 79t | 12 | 4/3 |
| 1971 | Kwalick, Ted | 52 | 664 | 12.8 | 42t | 5 | 4/2 |
| 1972 | Washington, Gene | 46 | 978 | 20.0 | 62t | 12 | 13/7 |
| 1973 | Kwalick, Ted | 47 | 729 | 15.5 | 48 | 5 | 10/6 |
| 1974 | Schreiber, Larry, RB | 30 | 217 | 7.2 | 16 | 1 | 60/36 |
| 1975 | Washington, Gene | 44 | 735 | 16.7 | 68t | 9 | 31/10 |
| 1976 | Washington, Gene | 33 | 457 | 13.8 | 55t | 6 | 52/25 |
| | Jackson, Wilbur, RB | 33 | 324 | 9.8 | 32 | 1 | 53/27 |
| 1977 | Washington, Gene | 32 | 638 | 19.9 | 47t | 5 | 52/22 |
| 1978 | Solomon, Freddie | 31 | 458 | 14.8 | 58 | 2 | 83/42 |
| 1979 | Hofer, Paul, RB | 58 | 662 | 11.4 | 44 | 2 | 17/7 |
| 1980 | Cooper, Earl, RB | 83 | 567 | 6.8 | 66t | 4 | 2/1 |
| 1981 | Clark, Dwight | 85 | 1,105 | 13.0 | 78t | 4 | 2/1 |
| 1982 | Clark, Dwight | 60 | 913 | 15.2 | 51 | 5 | 1/1 |
| 1983 | Clark, Dwight | 70 | 840 | 12.0 | 46t | 8 | 11/5 |
| 1984 | Craig, Roger, RB | 71 | 675 | 9.5 | 64t | 3 | 11/6 |
| 1985 | Craig Roger, RB | 92 | 1,016 | 11.0 | 73 | 6 | 1/1 |
| 1986 | Rice, Jerry | 86 | 1,570 | 18.3 | 66t | 15 | 2/1 |
| 1987 | Craig, Roger, RB | 66 | 492 | 7.5 | 35t | 1 | 3/2 |
| 1988 | Craig, Roger, RB | 76 | 534 | 7.0 | 22 | 1 | 7/5 |
| 1989 | Rice, Jerry | 82 | 1,483 | 18.1 | 68t | 17 | 5/4 |
| 1990 | Rice, Jerry | 100 | 1,502 | 15.0 | 64t | 13 | 1/1 |
| 1991 | Rice, Jerry | 80 | 1,206 | 15.1 | 73t | 14 | 5/3 |
| 1992 | Rice, Jerry | 84 | 1,201 | 14.3 | 80t | 10 | 5/3 |
| 1993 | Rice, Jerry | 98 | 1,503 | 15.3 | 80t | 15 | 2/2 |
| 1994 | Rice, Jerry | 112 | 1,499 | 13.4 | 69t | 13 | 2/1 |
| 1995 | Rice, Jerry | +122 | *1,848 | 15.1 | 81t | 15 | 2/2 |
| 1996 | Rice, Jerry | 108 | 1,254 | 11.6 | 39 | 8 | 1/1 |
| 1997 | Owens, Terrell | 60 | 936 | 15.6 | 56t | 8 | 32/13t |
| 1998 | Rice, Jerry | 82 | 1,157 | 14.1 | 75t | 9 | 7/3t |
| 1999 | Rice, Jerry | 67 | 830 | 12.4 | 62 | 5 | 31/19 |
| 2000 | Owens, Terrell | 97 | 1,451 | 15.0 | 69t | 13 | 5/2 |

+ Team Record * NFL Record

PUNTING

(Based on Average)

| Year | Player | No. | Avg. | Long | Had Blocked | Rank |
|------|------------------|-----|------|------|-------------|------|
| 1946 | Albert, Frank | 54 | 41.0 | 73 | 0 | — |
| 1947 | Albert, Frank | 40 | 44.0 | 69 | 1 | — |
| 1948 | Albert, Frank | 35 | 44.8 | 82 | 0 | — |
| 1949 | Albert, Frank | 31 | 48.2 | 72 | 0 | — |
| 1950 | Lillywhite, Verl | 26 | 39.1 | 57 | 1 | 11 |
| 1951 | Albert, Frank | 34 | 44.3 | 66 | 0 | 2 |
| 1952 | Albert, Frank | 68 | 42.6 | 70 | 0 | 5 |
| 1953 | Powers, Jim | 42 | 40.6 | 55 | 1 | 8 |
| 1954 | Brown, Hardy | 10 | 38.4 | 58 | 0 | 11 |
| 1955 | Luna, Bob | 63 | 40.6 | 63 | 3 | 8 |



| Year | Player | No. | Avg. | Long | Had Blocked | NFL/NFC Rank |
|------|------------------------|-----|------|------|-------------|--------------|
| 1956 | Jessup, Bill | 14 | 40.2 | 63 | 0 | 16 |
| 1957 | Barnes, Larry..... | 19 | 47.1 | 86 | 0 | 13 |
| 1958 | Atkins, Bill..... | 25 | 39.3 | 51 | 0 | 11 |
| 1959 | Davis, Tommy..... | 59 | 45.7 | 71 | 0 | 3 |
| 1960 | Davis, Tommy..... | 62 | 44.1 | 74 | 0 | 3 |
| 1961 | Davis, Tommy..... | 50 | 45.4 | 67 | 0 | 3 |
| 1962 | Davis, Tommy..... | 48 | 45.6 | 82 | 0 | 1 |
| 1963 | Davis, Tommy..... | 73 | 45.4 | 64 | 2 | 4 |
| 1964 | Davis, Tommy..... | 79 | 45.6 | 68 | 0 | 4 |
| 1965 | Davis, Tommy..... | 54 | 45.8 | 65 | 0 | 2 |
| 1966 | Davis, Tommy..... | 63 | 41.4 | 60 | 0 | 6 |
| 1967 | Spurrier, Steve..... | 73 | 37.6 | 61 | 1 | 12 |
| 1968 | Spurrier, Steve..... | 68 | 39.0 | 54 | 0 | 12 |
| 1969 | Davis, Tommy..... | 23 | 41.5 | 55 | 0 | 17 |
| 1970 | Spurrier, Steve..... | 75 | 38.4 | 58 | 0 | 14/11 |
| 1971 | McCann, Jim..... | 49 | 38.7 | 54 | 1 | 25/12 |
| 1972 | McCann, Jim..... | 64 | 39.7 | 63 | 1 | 21/10 |
| 1973 | Wittum, Tom..... | 79 | 43.7 | 62 | 0 | 4/1 |
| 1974 | Wittum, Tom..... | 68 | 41.2 | 67 | 1 | 4/2 |
| 1975 | Wittum, Tom..... | 67 | 41.9 | 64 | 3 | 3/2 |
| 1976 | Wittum, Tom..... | 89 | 40.8 | 64 | 3 | 3/2 |
| 1977 | Wittum, Tom..... | 77 | 36.4 | 54 | 3 | 26/13 |
| 1978 | Connell, Mike..... | 96 | 37.3 | 59 | 1 | 21/10 |
| 1979 | Melville, Dan..... | 71 | 37.0 | 53 | 1 | 25/14 |
| 1980 | Miller, Jim..... | 77 | 40.9 | 65 | 0 | 10/5 |
| 1981 | Miller, Jim..... | 93 | 41.5 | 65 | 0 | 15/6 |
| 1982 | Miller, Jim..... | 44 | 38.1 | 80 | 1 | 25/13 |
| 1983 | Orosz, Tom..... | 65 | 39.3 | 61 | 1 | 25/11 |
| 1984 | Runager, Max..... | 56 | 41.8 | 59 | 1 | 17/17 |
| 1985 | Runager, Max..... | 86 | 39.8 | 57 | 1 | 26/13 |
| 1986 | Runager, Max..... | 83 | 41.6 | 62 | 2 | 10/6 |
| 1987 | Runager, Max..... | 55 | 39.2 | 56 | 1 | 22/11 |
| 1988 | Helton, Barry..... | 78 | 39.3 | 53 | 1 | 21/11 |
| 1989 | Helton, Barry..... | 55 | 40.5 | 56 | 1 | 12/8 |
| 1990 | Helton, Barry..... | 69 | 36.8 | 56 | 1 | 28/1 |
| 1991 | Prokop, Joe..... | 40 | 38.5 | 58 | 0 | 27/13 |
| 1992 | Wilmsmeyer, Klaus..... | 49 | 39.1 | 58 | 0 | 26/14 |
| 1993 | Wilmsmeyer, Klaus..... | 42 | 40.9 | 61 | 0 | 23/11 |
| 1994 | Wilmsmeyer, Klaus..... | 54 | 41.4 | 60 | 0 | 14/7t |
| 1995 | Thompson, Tommy..... | 57 | 40.6 | 65 | 0 | 25/13t |
| 1996 | Thompson, Tommy..... | 73 | 44.1 | 65 | 2 | 10/4 |
| 1997 | Thompson, Tommy..... | 78 | 40.8 | 55 | 1 | 30/15 |
| 1998 | Roby, Reggie..... | 60 | 41.9 | 66 | 0 | 22/9 |
| 1999 | Stanley, Chad..... | 69 | 39.7 | 70 | 2 | 26/11 |
| 2000 | Stanley, Chad..... | 69 | 39.5 | 56 | 1 | 27/12 |

SCORING

| Year | Player | TD | PAT | FG | Points | NFL/NFC Rank |
|------|--------------------|----|-----|----|--------|--------------|
| 1946 | Beals, Alyn..... | 10 | 1 | 0 | 61 | — |
| 1947 | Beals, Alyn..... | 10 | 0 | 0 | 60 | — |
| 1948 | Beals, Alyn..... | 14 | 0 | 0 | 84 | — |
| 1949 | Beals, Alyn..... | 12 | 1 | 0 | 73 | — |
| 1950 | Soltau, Gordy..... | 1 | 26 | 4 | 44 | 22 |
| 1951 | Soltau, Gordy..... | 7 | 30 | 6 | 90 | 5 |
| 1952 | Soltau, Gordy..... | 7 | 34 | 6 | 94 | — |
| 1953 | Soltau, Gordy..... | 6 | 48 | 40 | 114 | 1 |
| 1954 | Soltau, Gordy..... | 2 | 31 | 11 | 76 | 4 |
| 1955 | Soltau, Gordy..... | 1 | 27 | 3 | 42 | 24 |
| | Wilson, Billy..... | 7 | 0 | 0 | 42 | 25 |
| 1956 | Soltau, Gordy..... | 1 | 26 | 13 | 71 | 6 |
| 1957 | Soltau, Gordy..... | 0 | 33 | 9 | 60 | 9 |
| 1958 | Soltau, Gordy..... | 0 | 29 | 8 | 53 | 20 |
| 1959 | Davis, Tommy..... | 0 | 31 | 12 | 67 | 9 |
| 1960 | Davis, Tommy..... | 0 | 21 | 12 | 67 | 9 |



| Year | Player | TD | PAT | FG | Points | NFL/NFC |
|------|------------------------|----|--------|----|--------|---------|
| | | | | | | Rank |
| 1961 | Davis, Tommy..... | 0 | 44 | 12 | 80 | 8 |
| 1962 | Davis, Tommy..... | 0 | 36 | 10 | 66 | 16 |
| 1963 | Davis, Tommy..... | 0 | 24 | 10 | 54 | 21 |
| 1964 | Davis, Tommy..... | 0 | 30 | 8 | 54 | 24 |
| 1965 | Davis, Tommy..... | 0 | 52 | 17 | 103 | 4 |
| 1966 | Davis, Tommy..... | 0 | 38 | 16 | 86 | 12 |
| 1967 | Davis, Tommy..... | 0 | 33 | 14 | 75 | 10 |
| 1968 | Davis, Tommy..... | 0 | 26 | 9 | 53 | 19 |
| 1969 | Willard, Ken..... | 10 | 0 | 0 | 60 | 21 |
| 1970 | Gossett, Bruce..... | 0 | 39 | 21 | 102 | 6/4 |
| 1971 | Gossett, Bruce..... | 0 | 32 | 23 | 101 | 5/3 |
| 1972 | Gossett, Bruce..... | 0 | 41 | 18 | 95 | 13/7 |
| 1973 | Gossett, Bruce..... | 0 | 26 | 26 | 104 | 7/4 |
| 1974 | Gossett, Bruce..... | 0 | 25 | 11 | 58 | 25/8 |
| 1975 | Mike-Mayer, Steve..... | 0 | 27 | 14 | 69 | 22/9 |
| 1976 | Mike-Mayer, Steve..... | 0 | 26 | 16 | 74 | 25/9 |
| 1977 | Williams, Delvin..... | 9 | 0 | 0 | 54 | 14/10 |
| 1978 | Wersching, Ray..... | 0 | 24 | 15 | 69 | 22/9 |
| 1979 | Wersching, Ray..... | 0 | 32 | 20 | 92 | 12/5 |
| 1980 | Wersching, Ray..... | 0 | 33 | 15 | 78 | 18/10 |
| 1981 | Wersching, Ray..... | 0 | 30 | 17 | 81 | 22/13 |
| 1982 | Wersching, Ray..... | 0 | 23 | 12 | 59 | 9/4 |
| 1983 | Wersching, Ray..... | 0 | 51 | 25 | 126 | 3/3 |
| 1984 | Wersching, Ray..... | 0 | 56 | 25 | 131 | 1/1 |
| 1985 | Wersching, Ray..... | 0 | 52 | 13 | 91 | 21/11 |
| 1986 | Wersching, Ray..... | 0 | 41 | 25 | 116 | 3/3 |
| 1987 | Rice, Jerry..... | 23 | 0 | 0 | 138 | 1/1 |
| 1988 | Cofer, Mike..... | 0 | 40 | 27 | 121 | 2/1 |
| 1989 | Cofer, Mike..... | 0 | 49 | 29 | 136 | 1/1 |
| 1990 | Cofer, Mike..... | 0 | 39 | 24 | 111 | 4/3 |
| 1991 | Cofer, Mike..... | 0 | 49 | 14 | 91 | 17/8 |
| 1992 | Cofer, Mike..... | 0 | 53 | 18 | 107 | 8/4 |
| 1993 | Cofer, Mike..... | 0 | 59 | 16 | 107 | 11/6 |
| 1994 | Brien, Doug..... | 0 | 60 | 15 | 105 | 11/4 |
| 1995 | Rice, Jerry..... | 17 | 1(2PT) | 0 | 104 | 19/10 |
| 1996 | Wilkins, Jeff..... | 0 | 40 | 30 | 130 | 4/2 |
| 1997 | Anderson, Gary..... | 0 | 38 | 29 | 125 | 3/2 |
| 1998 | Richey, Wade..... | 0 | 51 | 18 | 103 | 14/6 |
| 1999 | Richey, Wade..... | 0 | 30 | 21 | 93 | 21/8 |
| 2000 | Richey, Wade..... | 0 | 43 | 15 | 88 | 28/13 |

FIELD GOALS

| Year | Player | Att. | Made | Pct. | Long | NFL/NFC |
|------|--------------------|------|------|------|------|---------|
| | | | | | | Rank |
| 1946 | Vetrano, Joe..... | 7 | 4 | .571 | — | — |
| 1947 | Vetrano, Joe..... | 8 | 4 | .500 | 30 | — |
| 1948 | Vetrano, Joe..... | 8 | 5 | .625 | 47 | — |
| 1949 | Vetrano, Joe..... | 4 | 3 | .750 | — | — |
| 1950 | Soltau, Gordy..... | 7 | 4 | .571 | 26 | 9 |
| 1951 | Soltau, Gordy..... | 18 | 6 | .333 | 42 | 10 |
| 1952 | Soltau, Gordy..... | 12 | 6 | .500 | 31 | 6 |
| 1953 | Soltau, Gordy..... | 15 | 10 | .667 | 39 | 4 |
| 1954 | Soltau, Gordy..... | 18 | 11 | .611 | 37 | 4 |
| 1955 | Soltau, Gordy..... | 12 | 3 | .250 | 28 | 10 |
| 1956 | Soltau, Gordy..... | 20 | 13 | .650 | 40 | 2 |
| 1957 | Soltau, Gordy..... | 15 | 9 | .600 | 37 | 7 |
| 1958 | Soltau, Gordy..... | 21 | 8 | .381 | 39 | 8 |
| 1959 | Davis, Tommy..... | 26 | 12 | .462 | 43 | 2 |
| 1960 | Davis, Tommy..... | 32 | 19 | .594 | 40 | 1 |
| 1961 | Davis, Tommy..... | 22 | 12 | .545 | 46 | 9 |
| 1962 | Davis, Tommy..... | 23 | 10 | .435 | 42 | 10 |
| 1963 | Davis, Tommy..... | 31 | 10 | .645 | 46 | 10 |
| 1964 | Davis, Tommy..... | 25 | 8 | .320 | *53 | 4 |
| 1965 | Davis, Tommy..... | 27 | 17 | .630 | *53 | 4 |
| 1966 | Davis, Tommy..... | 31 | 16 | .516 | 46 | 12 |



| Year | Player | Att. | Made | Pct. | Long | NFL/NFC |
|------|------------------------|------|------|------|------|---------|
| | | | | | | Rank |
| 1967 | Davis, Tommy..... | 33 | 14 | .424 | 50 | 13 |
| 1968 | Davis, Tommy..... | 16 | 9 | .563 | 38 | 10 |
| 1969 | Davis, Tommy..... | 10 | 3 | .600 | 48 | 24/15 |
| | Gavric, Momcilo..... | 11 | 3 | .273 | 32 | 26/17 |
| 1970 | Gossett, Bruce..... | 31 | 21 | .611 | 48 | 6/3 |
| 1971 | Gossett, Bruce..... | 36 | 23 | .639 | 48 | 10/5 |
| 1972 | Gossett, Bruce..... | 29 | 18 | .621 | 50 | 15/5 |
| 1973 | Gossett, Bruce..... | 33 | 20 | .788 | 54 | 1/1 |
| 1974 | Gossett, Bruce..... | 24 | 11 | .458 | 46 | 26/14 |
| 1975 | Mike-Mayer, Steve..... | 28 | 14 | .500 | 54 | 24/13 |
| 1976 | Mike-Mayer, Steve..... | 28 | 16 | .571 | 45 | 15/9 |
| 1977 | Wersching, Ray..... | 17 | 10 | .588 | 50 | 17/5 |
| 1978 | Wersching, Ray..... | 23 | 15 | .652 | 45 | 11/5 |
| 1979 | Wersching, Ray..... | 24 | 20 | .833 | 45 | 3/1 |
| 1980 | Wersching, Ray..... | 19 | 15 | .789 | 47 | 2/1 |
| 1981 | Wersching, Ray..... | 23 | 17 | .739 | 45 | 5/4 |
| 1982 | Wersching, Ray..... | 17 | 12 | .706 | 45 | 17/9 |
| 1983 | Wersching, Ray..... | 30 | 25 | .833 | 52 | 5/3 |
| 1984 | Wersching, Ray..... | 35 | 25 | .714 | 53 | 2/2 |
| 1985 | Wersching, Ray..... | 21 | 13 | .619 | 45 | 25/12 |
| 1986 | Wersching, Ray..... | 35 | 25 | .714 | 50 | 2/3 |
| 1987 | Wersching, Ray..... | 17 | 13 | .764 | 45 | 21/10 |
| 1988 | Cofer, Mike..... | 38 | 27 | .711 | 52 | 3/1 |
| 1989 | Cofer, Mike..... | 36 | 29 | .806 | 47 | 4/2 |
| 1990 | Cofer, Mike..... | 36 | 24 | .666 | *56 | 5/3 |
| 1991 | Cofer, Mike..... | 28 | 14 | .500 | 50 | 26/14 |
| 1992 | Cofer, Mike..... | 27 | 18 | .666 | 46 | 17/8 |
| 1993 | Cofer, Mike..... | 26 | 16 | .615 | 46 | 22/10 |
| 1994 | Brien, Doug..... | 20 | 15 | .750 | 48 | 20/7 |
| 1995 | Wilkins, Jeff..... | 13 | 12 | .923 | 40 | — |
| 1996 | Wilkins, Jeff..... | 34 | 30 | .882 | 49 | 6/3 |
| 1997 | Anderson, Gary..... | 36 | 29 | .806 | 51 | 11/7 |
| 1998 | Richey, Wade..... | 27 | 18 | .667 | 56 | 28/14 |
| 1999 | Richey, Wade..... | 23 | 21 | .913 | 42 | 1/1** |
| 2000 | Richey, Wade..... | 22 | 15 | .681 | 47 | 27/14 |

* Longest field goal in NFL that year

** NFL leader based on field goal percentage of kickers with 15-or-more made.

KICKOFF RETURNS

| Year | Player | No. | Yds. | Avg. | Long | TD | NFL/NFC |
|------|------------------------|-----|-------|------|------|----|---------|
| | | | | | | | Rank |
| 1946 | Eshmont, Len..... | 10 | 264 | 26.4 | — | 0 | * |
| 1947 | Eshmont, Len..... | 9 | 177 | 19.7 | — | 0 | * |
| 1948 | Hall, Forrest..... | 13 | 369 | 28.4 | — | 0 | 3 |
| 1949 | Perry, Joe..... | 14 | 337 | 24.1 | — | 0 | 5 |
| 1950 | Cathcart, Sam..... | 14 | 329 | 23.9 | 62 | 0 | 20 |
| 1951 | Arenas, Joe..... | 21 | 542 | 25.8 | 49 | 0 | 8 |
| 1952 | McElhenny, Hugh..... | 18 | 396 | 22.0 | 40 | 0 | 16 |
| 1953 | Arenas, Joe..... | 16 | 551 | 34.4 | 82 | 0 | 1 |
| 1954 | Arenas, Joe..... | 16 | 362 | 22.6 | 41 | 0 | 11 |
| 1955 | Arenas, Joe..... | 24 | 594 | 24.8 | 42 | 0 | 7 |
| 1956 | Arenas, Joe..... | 27 | 801 | 29.7 | 96† | 1 | 2 |
| 1957 | Arenas, Joe..... | 24 | 657 | 27.4 | 64 | 0 | 2 |
| 1958 | Smith, J.D..... | 15 | 356 | 23.7 | 39 | 0 | 8 |
| 1959 | Lyles, Lenny..... | 25 | 565 | 22.6 | 46 | 0 | 10 |
| 1960 | Lyles, Lenny..... | 17 | 526 | 30.9 | 97† | 1 | 2 |
| 1961 | Woodson, Abe..... | 27 | 782 | 29.0 | 98† | 1 | 3 |
| 1962 | Woodson, Abe..... | 37 | 1,157 | 31.3 | 79 | 0 | 1 |
| 1963 | Woodson, Abe..... | 29 | 935 | 32.2 | 103† | 3 | 1 |
| 1964 | Woodson, Abe..... | 32 | 880 | 27.5 | 70 | 0 | 4 |
| 1965 | Alexander, Kermit..... | 32 | 741 | 23.2 | 46 | 0 | 20 |
| 1966 | Alexander, Kermit..... | 37 | 984 | 26.6 | 56 | 0 | 7 |
| 1967 | Cunningham, Doug..... | 31 | 826 | 26.6 | 94 | 0 | 5 |
| 1968 | Alexander, Kermit..... | 20 | 360 | 18.0 | 35 | 0 | 24 |
| 1969 | Smith, Noland..... | 14 | 310 | 22.1 | 60 | 0 | * |



| Year | Player | No. | Yds. | Avg. | Long | TD | NFL/NFC |
|------|-------------------|-----|-------|------|------|----|---------|
| | | | | | | | Rank |
| 1970 | Smith, Noland | 14 | 315 | 22.5 | 60 | 0 | 16 |
| 1971 | Washington, Vic | 33 | 858 | 26.0 | 74 | 0 | 12/8 |
| 1972 | Washington, Vic | 27 | 771 | 28.6 | 98t | 1 | 4/3 |
| 1973 | Washington, Vic | 24 | 549 | 22.9 | 38 | 0 | 26/10 |
| 1974 | Holmes, Mike | 25 | 612 | 24.5 | 57 | 0 | 15/6 |
| 1975 | Moore, Manfred | 26 | 650 | 25.0 | 52 | 0 | 10/5 |
| 1976 | Leonard, Anthony | 26 | 553 | 21.3 | 39 | 0 | 29/13 |
| 1977 | Hofer, Paul | 36 | 871 | 24.2 | 48 | 0 | 12/7 |
| 1978 | Williams, Dave | 34 | 745 | 21.9 | 89t | 1 | 23/8 |
| 1979 | Owens, James | 41 | 1,002 | 24.4 | 85t | 1 | 5/3 |
| 1980 | Owens, James | 31 | 726 | 23.4 | 101t | 1 | 4/3 |
| 1981 | Lawrence, Amos | 17 | 437 | 25.7 | 92t | 1 | 3/2 |
| 1982 | McLemore, Dana | 16 | 353 | 22.1 | 45 | 0 | 18/9 |
| 1983 | McLemore, Dana | 30 | 576 | 19.2 | 39 | 0 | 30/14 |
| 1984 | Monroe, Carl | 27 | 561 | 20.8 | 44 | 0 | 19/9 |
| 1985 | Monroe, Carl | 28 | 717 | 25.6 | 95t | 1 | 4/3 |
| 1986 | Crawford, Derrick | 15 | 280 | 18.7 | 34 | 0 | * |
| 1987 | Rodgers, Del | 17 | 358 | 21.1 | 50 | 0 | * |
| 1988 | DuBose, Doug | 32 | 608 | 19.0 | 44 | 0 | 27/11 |
| 1989 | Flagler, Terrence | 32 | 643 | 20.1 | 41 | 0 | 18/11 |
| 1990 | Carter, Dexter | 41 | 783 | 19.1 | 35 | 0 | 21/11 |
| 1991 | Carter, Dexter | 37 | 839 | 22.7 | 98t | 1 | 5/3 |
| 1992 | Logan, Marc | 22 | 478 | 21.7 | 82 | 0 | 9/6 |
| 1993 | Carter, Dexter | 25 | 494 | 19.8 | 60 | 0 | 18/11 |
| 1994 | Carter, Dexter | 48 | 1,105 | 23.0 | 96t | 1 | 15/11 |
| 1995 | Carter, Dexter | 23 | 522 | 22.7 | 46 | 0 | * |
| 1996 | Carter, Dexter | 41 | 909 | 22.2 | 71 | 0 | 21/10 |
| 1997 | Levy, Chuck | 36 | 793 | 22.0 | 59 | 0 | 22/12 |
| 1998 | Levy, Chuck | 22 | 383 | 17.4 | 30 | 0 | * |
| 1999 | McQuarters, R.W. | 26 | 568 | 21.8 | 37 | 0 | * |
| 2000 | Williams, Kevin | 30 | 536 | 17.9 | 33 | 0 | * |

* Insufficient returns to qualify for NFL rankings

PUNT RETURNS (Based on Yards)

| Year | Player | No. | Yds. | Avg. | Long | TD | NFL/NFC |
|------|-------------------|-----|------|------|------|----|---------|
| | | | | | | | Rank |
| 1946 | Casanega, Ken | 18 | 248 | 13.8 | — | 0 | * |
| 1947 | Vetrano, Joe | 12 | 137 | 11.4 | — | 0 | * |
| 1948 | Cason, Jim | 22 | 309 | 14.0 | — | 0 | * |
| 1949 | Cason, Jim | 21 | 351 | 16.7 | — | 0 | * |
| 1950 | Cathcart, Sam | 16 | 185 | 11.6 | 29 | 0 | 10 |
| 1951 | Arenas, Joe | 21 | 272 | 13.0 | 51 | 0 | 6 |
| 1952 | McElhenny, Hugh | 20 | 284 | 14.2 | 94t | 1 | 5 |
| 1953 | McElhenny, Hugh | 15 | 104 | 6.9 | 25 | 0 | 7 |
| 1954 | Arenas, Joe | 23 | 117 | 5.1 | 23 | 0 | 6 |
| 1955 | Arenas, Joe | 21 | 55 | 2.6 | 7 | 0 | 17 |
| 1956 | Arenas, Joe | 19 | 117 | 6.2 | 67t | 1 | 8 |
| 1957 | Arenas, Joe | 25 | 80 | 3.2 | 26 | 0 | 13 |
| 1958 | McElhenny, Hugh | 24 | 93 | 3.9 | 18 | 0 | 16 |
| 1959 | Woodson, Abe | 15 | 143 | 9.5 | 65 | 0 | 6 |
| 1960 | Woodson, Abe | 13 | 174 | 13.4 | 48 | 0 | 1 |
| 1961 | Woodson, Abe | 16 | 172 | 10.8 | 80t | 1 | 4 |
| 1962 | Woodson, Abe | 19 | 179 | 9.4 | 85t | 1 | 4 |
| 1963 | Woodson, Abe | 13 | 95 | 7.3 | 13 | 0 | 13 |
| 1964 | Alexander, Kermit | 21 | 189 | 9.0 | 70t | 1 | 8 |
| 1965 | Alexander, Kermit | 35 | 262 | 7.5 | 40 | 0 | 7 |
| 1966 | Alexander, Kermit | 30 | 198 | 6.6 | 44t | 4 | 6 |
| 1967 | Cunningham, Doug | 27 | 249 | 9.2 | 57 | 0 | 3 |
| 1968 | Alexander, Kermit | 24 | 87 | 3.6 | 26 | 0 | 16 |
| 1969 | Smith, Noland | 10 | 46 | 4.6 | 18 | 0 | 19 |
| 1970 | Taylor, Bruce | 43 | 516 | 12.0 | 76 | 0 | 2/1 |
| 1971 | Taylor, Bruce | 34 | 235 | 6.9 | 38 | 0 | 15/6 |
| 1972 | McGill, Ralph | 22 | 219 | 10.0 | 33 | 0 | 4/3 |
| 1973 | Taylor, Bruce | 15 | 207 | 13.8 | 61 | 0 | 1/1 |



| Year | Player | No. | Yds. | Avg. | Long | TD | NFL/NFC |
|------|--------------------|-----|------|------|------|----|---------|
| | | | | | | | Rank |
| 1974 | McGill, Ralph | 20 | 161 | 8.3 | 47 | 0 | 20/13 |
| 1975 | McGill, Ralph | 31 | 290 | 9.4 | 34 | 0 | 18/9 |
| 1976 | Leonard, Anthony | 35 | 293 | 8.4 | 60t | 1 | 20/9 |
| 1977 | Leonard, Anthony | 22 | 154 | 7.0 | 19 | 0 | 30/13 |
| 1978 | Stepoe, Jack | 11 | 129 | 11.7 | 28 | 0 | * |
| 1979 | Solomon, Freddie | 23 | 142 | 6.2 | 14 | 0 | 23/9 |
| 1980 | Solomon, Freddie | 27 | 298 | 11.0 | 57t | 2 | 3/2 |
| 1981 | Solomon, Freddie | 29 | 173 | 6.0 | 19 | 0 | 25/13 |
| 1982 | McLemore, Dana | 7 | 156 | 22.3 | 93t | 1 | * |
| 1983 | McLemore, Dana | 31 | 331 | 10.7 | 56t | 1 | 6/2 |
| 1984 | McLemore, Dana | 45 | 521 | 11.6 | 79t | 1 | 4/2 |
| 1985 | McLemore, Dana | 38 | 258 | 6.8 | 22 | 0 | 21/9 |
| 1986 | Griffin, Don | 38 | 377 | 9.9 | 76t | 1 | 5/2 |
| 1987 | McLemore, Dana | 21 | 265 | 12.6 | 83t | 1 | 2/2 |
| 1988 | Taylor, John | 44 | 556 | 12.6 | 95t | 2 | 1/1 |
| 1989 | Taylor, John | 36 | 417 | 11.6 | 37 | 0 | 5/4 |
| 1990 | Taylor, John | 26 | 212 | 8.2 | 30 | 0 | 13/8 |
| 1991 | Taylor, John | 31 | 267 | 8.6 | 24 | 0 | 9/5 |
| 1992 | Grant, Alan | 29 | 249 | 8.6 | 46 | 0 | 12/6 |
| 1993 | Carter, Dexter | 34 | 411 | 12.1 | 72t | 1 | 5/2 |
| 1994 | Carter, Dexter | 38 | 321 | 8.4 | 26 | 0 | 14/11 |
| 1995 | Carter, Dexter | 9 | 164 | 18.2 | 78t | 1 | * |
| 1996 | Carter, Dexter | 36 | 317 | 8.8 | 52 | 0 | 18/9 |
| 1997 | Uwaezuoke, Iheanyi | 34 | 373 | 11.0 | 36 | 0 | 11/6 |
| 1998 | McQuarters, R.W. | 47 | 406 | 8.6 | 72t | 1 | 19/10 |
| 1999 | McQuarters, R.W. | 18 | 90 | 5.0 | 32 | 0 | * |
| 2000 | Williams, Kevin | 26 | 220 | 8.5 | 25 | 0 | * |

* Insufficient returns to qualify for NFL rankings

INTERCEPTIONS

| Year | Player | No. | Yds. | Avg. | Long | TD | NFL/NFC |
|------|-------------------|-----|------|------|------|----|---------|
| | | | | | | | Rank |
| 1946 | Casanega, Ken | 8 | 146 | 18.3 | 68 | 0 | — |
| 1947 | Eshmont, Len | 6 | 72 | 12.0 | — | 0 | — |
| 1948 | Carr, Eddie | 7 | 144 | 20.6 | 56 | 1 | — |
| 1949 | Cason, Jim | 9 | 152 | 19.9 | — | 0 | — |
| 1950 | Powers, Jim | 5 | 42 | 8.4 | 26 | 0 | 27 |
| 1951 | Wagner, Lowell | 9 | 115 | 12.8 | 40 | 0 | 8 |
| 1952 | Wagner, Lowell | 6 | 69 | 11.5 | 30 | 0 | 12 |
| 1953 | Berry, Rex | 7 | 142 | 20.3 | 29 | 1 | 8 |
| 1954 | Berry, Rex | 3 | 69 | 23.0 | 34t | 1 | 32 |
| 1955 | Moegle, Dick | 6 | 50 | 8.3 | 37 | 0 | 14 |
| 1956 | Moegle, Dick | 6 | 75 | 12.5 | 31t | 1 | 12 |
| 1957 | Moegle, Dick | 8 | 107 | 13.4 | 40 | 0 | 6 |
| 1958 | Ridlon, Jim | 4 | 10 | 2.5 | 3 | 0 | 23 |
| 1959 | Baker, Dave | 5 | 75 | 15.0 | 29 | 0 | 10 |
| 1960 | Baker, Dave | 10 | 96 | 9.6 | 28 | 0 | 1 |
| 1961 | Baker, Dave | 6 | 123 | 20.5 | 10 | 0 | 11 |
| 1962 | Woodson, Abe | 2 | 31 | 15.5 | 31 | 0 | 58 |
| 1963 | Alexander, Kermit | 5 | 72 | 17.4 | 38 | 0 | 18 |
| 1964 | Alexander, Kermit | 5 | 65 | 13.0 | 24 | 0 | 9 |
| 1965 | Johnson, Jimmy | 6 | 47 | 7.8 | 26 | 0 | 10 |
| 1966 | Alexander, Kermit | 4 | 73 | 18.3 | 55 | 0 | 25 |
| 1967 | Alexander, Kermit | 5 | 72 | 14.4 | 48 | 0 | 17 |
| 1968 | Alexander, Kermit | 9 | 155 | 17.2 | 66t | 1 | 2 |
| 1969 | Alexander, Kermit | 5 | 39 | 7.8 | 22 | 0 | 14 |
| 1970 | Taylor, Bruce | 3 | 70 | 23.3 | 70 | 0 | 48/24 |
| 1971 | Taylor, Bruce | 3 | 68 | 22.7 | 49 | 0 | 65/33 |
| 1972 | Johnson, Jimmy | 4 | 18 | 4.5 | 15 | 0 | 43/17 |
| 1973 | Taylor, Bruce | 6 | 30 | 5.0 | 22 | 0 | 10/5 |
| 1974 | McGill, Ralph | 5 | 71 | 14.2 | 45 | 0 | 19/9 |
| 1975 | Taylor, Bruce | 3 | 29 | 9.7 | 15 | 0 | 75/36 |
| 1976 | Rhodes, Bruce | 3 | 42 | 14.0 | 30 | 0 | — |
| 1977 | Washington, Dave | 2 | 68 | 34.0 | 50 | 0 | 93/37 |
| 1978 | Crist, Chuck | 6 | 59 | 26.5 | 32 | 0 | 11/10 |
| 1979 | Hicks, Dwight | 5 | 57 | 11.4 | 29 | 0 | 28/12 |



| Year | Player | No. | Yds. | Avg. | Long | TD | NFL/NFC |
|------|--------------------|-----|------|------|------|----|---------|
| | | | | | | | Rank |
| 1980 | Hicks, Dwight | 4 | 73 | 18.3 | 44 | 0 | 41/19 |
| | Churchman, Ricky | 4 | 7 | 1.8 | 7 | 0 | 41/19 |
| 1981 | Hicks, Dwight | 9 | 239 | 26.6 | 72 | 1 | 3/2 |
| 1982 | Hicks, Dwight | 3 | 5 | 1.7 | 3 | 0 | 22/8 |
| 1983 | Wright, Eric | 7 | 164 | 23.4 | 60t | 2 | 6/4 |
| 1984 | Turner, Keena | 4 | 51 | 12.8 | 21 | 0 | 40/17 |
| | Lott, Ronnie | 4 | 26 | 6.5 | 15 | 0 | 48/21 |
| 1985 | Lott, Ronnie | 6 | 68 | 11.3 | 25 | 0 | 16/7 |
| 1986 | Lott, Ronnie | 10 | 134 | 13.4 | 57t | 1 | 1/1 |
| 1987 | Lott, Ronnie | 5 | 62 | 12.4 | 34 | 0 | 11/7 |
| | Griffin, Don | 5 | 1 | 0.2 | 1 | 0 | 14/9 |
| 1988 | McKyer, Tim | 7 | 11 | 1.6 | 7 | 0 | 5/6 |
| 1989 | Lott, Ronnie | 5 | 34 | 6.8 | 28 | 0 | 16/9 |
| 1990 | Waymer, Dave | 7 | 64 | 9.1 | 24 | 0 | 4/4 |
| 1991 | Waymer, Dave | 4 | 77 | 19.3 | 42 | 0 | 23/13 |
| 1992 | Griffin, Don | 5 | 4 | 0.8 | 2 | 0 | 15/5 |
| 1993 | McGruder, Michael | 5 | 89 | 17.8 | 37 | 1 | 14t/6t |
| 1994 | Hanks, Merton | 7 | 93 | 13.3 | 38 | 0 | 4t/4t |
| 1995 | Drakeford, Tyronne | 5 | 54 | 10.8 | 37 | 0 | 16t/10t |
| | Hanks, Merton | 5 | 31 | 6.2 | 23 | 0 | 16t/10t |
| 1996 | Pope, Marquez | 6 | 98 | 16.3 | 55t | 1 | 4t/2t |
| 1997 | Hanks, Merton | 6 | 103 | 17.2 | 55t | 1 | 5t/3t |
| 1998 | Walker, Darnell | 4 | 78 | 19.5 | 36 | 0 | — |
| | Hanks, Merton | 4 | 37 | 9.3 | 37 | 0 | — |
| | Bronson, Zack | 4 | 34 | 8.5 | 28 | 0 | — |
| | McDonald, Tim | 4 | 22 | 5.5 | 18 | 0 | — |
| 1999 | Schulters, Lance | 6 | 127 | 21.2 | 64t | 1 | 6t/3t |
| 2000 | Bronson, Zack | 3 | 75 | 25.0 | 43 | 0 | — |
| | Montgomery, Monty | 3 | 68 | 22.7 | 46t | 1 | — |

QUARTERBACK SACK LEADERS

(Since 1971)

| Year | Player | Sacks | Sack Yardage |
|------|--------------------|-------|--------------|
| 1971 | Hardman, Cedrick | 18.0 | - NA - |
| 1972 | Hart, Tommy | 17.0 | - NA - |
| 1973 | Hardman, Cedrick | 9.0 | - NA - |
| 1974 | Hardman, Cedrick | 9.0 | - NA - |
| 1975 | Hardman, Cedrick | 15.0 | - NA - |
| 1976 | Elam, Cleveland | 14.0 | - NA - |
| 1977 | Elam, Cleveland | 17.5 | - NA - |
| 1978 | Hardman, Cedrick | 10.5 | - NA - |
| 1979 | Board, Dwaine | 7.0 | 52 |
| 1980 | Stuckey, Jim | 8.5 | 49.5 |
| 1981 | Dean, Fred | 12.0 | 106.5 |
| 1982 | Dean, Fred | 3.5 | 28.5 |
| 1983 | Dean, Fred | 17.5 | 151.5 |
| 1984 | Board, Dwaine | 10.0 | 82 |
| 1985 | Board, Dwaine | 11.5 | 95.5 |
| 1986 | Haley, Charles | 12.0 | 109 |
| 1987 | Haley, Charles | 6.0 | 42 |
| 1988 | Haley, Charles | 11.5 | 77 |
| 1989 | Haley, Charles | 10.5 | 88.5 |
| | Holt, Pierce | 10.5 | 85.5 |
| 1990 | Haley, Charles | 16.0 | 107 |
| 1991 | Roberts, Larry | 7.0 | 50 |
| | Haley, Charles | 7.0 | 49 |
| 1992 | Harris, Tim | 17.0 | 116 |
| 1993 | Stubblefield, Dana | 10.5 | 61.5 |
| 1994 | Stubblefield, Dana | 8.5 | 53.5 |
| 1995 | Jackson, Rickey | 9.5 | 49 |
| 1996 | Barker, Roy | 12.5 | 74.5 |
| 1997 | Stubblefield, Dana | 15.0 | 99.0 |
| 1998 | Doleman, Chris | 15.0 | 81.5 |
| 1999 | Young, Bryant | 11.0 | 81.0 |
| 2000 | Young, Bryant | 9.5 | 77.5 |



HOME/AWAY RECORDS

HOME RECORD

ROAD RECORD

| YEAR | W | L | T | PCT. | YEAR | W | L | T | PCT. |
|---------------|------------|------------|----------|-------------|------------|------------|----------|-------------|------|
| 1946 | 5 | 2 | 0 | .714 | 1946 | 4 | 3 | 0 | .571 |
| 1947 | 4 | 2 | 1 | .642 | 1947 | 4 | 2 | 1 | .642 |
| 1948 | 6 | 1 | 0 | .857 | 1948 | 6 | 1 | 0 | .857 |
| 1949 | 6 | 0 | 0 | 1.00 | 1949 | 3 | 3 | 0 | .500 |
| 1950 | 3 | 3 | 0 | .500 | 1950 | 0 | 6 | 0 | .000 |
| 1951 | 5 | 1 | 0 | .833 | 1951 | 2 | 3 | 1 | .416 |
| 1952 | 3 | 3 | 0 | .500 | 1952 | 4 | 2 | 0 | .666 |
| 1953 | 5 | 1 | 0 | .833 | 1953 | 4 | 2 | 0 | .666 |
| 1954 | 4 | 2 | 0 | .666 | 1954 | 3 | 2 | 1 | .583 |
| 1955 | 2 | 4 | 0 | .333 | 1955 | 2 | 4 | 0 | .333 |
| 1956 | 3 | 3 | 0 | .500 | 1956 | 2 | 3 | 1 | .416 |
| 1957 | 5 | 1 | 0 | .833 | 1957 | 3 | 3 | 0 | .500 |
| 1958 | 4 | 2 | 0 | .666 | 1958 | 2 | 4 | 0 | .333 |
| 1959 | 4 | 2 | 0 | .666 | 1959 | 3 | 3 | 0 | .500 |
| 1960 | 3 | 3 | 0 | .500 | 1960 | 4 | 2 | 0 | .666 |
| 1961 | 5 | 1 | 1 | .785 | 1961 | 2 | 5 | 0 | .285 |
| 1962 | 1 | 6 | 0 | .142 | 1962 | 5 | 2 | 0 | .714 |
| 1963 | 2 | 5 | 0 | .285 | 1963 | 0 | 7 | 0 | .000 |
| 1964 | 3 | 4 | 0 | .428 | 1964 | 1 | 6 | 0 | .142 |
| 1965 | 4 | 2 | 1 | .642 | 1965 | 3 | 4 | 0 | .428 |
| 1966 | 4 | 2 | 1 | .642 | 1966 | 2 | 4 | 1 | .357 |
| 1967 | 3 | 4 | 0 | .428 | 1967 | 4 | 3 | 0 | .571 |
| 1968 | 3 | 3 | 1 | .500 | 1968 | 4 | 3 | 0 | .571 |
| 1969 | 3 | 3 | 1 | .500 | 1969 | 1 | 5 | 1 | .214 |
| 1970 | 5 | 1 | 1 | .785 | 1970 | 5 | 2 | 0 | .714 |
| 1971 | 4 | 3 | 0 | .571 | 1971 | 5 | 2 | 0 | .714 |
| 1972 | 4 | 2 | 1 | .642 | 1972 | 4 | 3 | 0 | .571 |
| 1973 | 3 | 4 | 0 | .428 | 1973 | 2 | 5 | 0 | .285 |
| 1974 | 3 | 4 | 0 | .428 | 1974 | 3 | 4 | 0 | .428 |
| 1975 | 2 | 5 | 0 | .285 | 1975 | 3 | 4 | 0 | .428 |
| 1976 | 4 | 3 | 0 | .571 | 1976 | 4 | 3 | 0 | .571 |
| 1977 | 3 | 4 | 0 | .428 | 1977 | 2 | 5 | 0 | .285 |
| 1978 | 2 | 6 | 0 | .125 | 1978 | 0 | 8 | 0 | .000 |
| 1979 | 2 | 6 | 0 | .125 | 1979 | 0 | 8 | 0 | .000 |
| 1980 | 4 | 4 | 0 | .500 | 1980 | 2 | 6 | 0 | .250 |
| 1981 | 7 | 1 | 0 | .875 | 1981 | 6 | 2 | 0 | .750 |
| 1982 | 0 | 5 | 0 | .000 | 1982 | 3 | 1 | 0 | .750 |
| 1983 | 4 | 4 | 0 | .500 | 1983 | 6 | 2 | 0 | .750 |
| 1984 | 7 | 1 | 0 | .875 | 1984 | 8 | 0 | 0 | 1.00 |
| 1985 | 5 | 3 | 0 | .625 | 1985 | 5 | 3 | 0 | .625 |
| 1986 | 6 | 2 | 0 | .750 | 1986 | 4 | 3 | 1 | .562 |
| 1987 | 6 | 1 | 0 | .857 | 1987 | 7 | 1 | 0 | .875 |
| 1988 | 4 | 4 | 0 | .500 | 1988 | 6 | 2 | 0 | .750 |
| 1989 | 6 | 2 | 0 | .750 | 1989 | 8 | 0 | 0 | 1.00 |
| 1990 | 6 | 2 | 0 | .750 | 1990 | 8 | 0 | 0 | 1.00 |
| 1991 | 7 | 1 | 0 | .875 | 1991 | 3 | 5 | 0 | .375 |
| 1992 | 7 | 1 | 0 | .875 | 1992 | 7 | 1 | 0 | .875 |
| 1993 | 6 | 2 | 0 | .750 | 1993 | 4 | 4 | 0 | .500 |
| 1994 | 7 | 1 | 0 | .875 | 1994 | 6 | 2 | 0 | .750 |
| 1995 | 6 | 2 | 0 | .750 | 1995 | 5 | 3 | 0 | .625 |
| 1996 | 6 | 2 | 0 | .750 | 1996 | 6 | 2 | 0 | .750 |
| 1997 | 8 | 0 | 0 | 1.00 | 1997 | 5 | 3 | 0 | .625 |
| 1998 | 8 | 0 | 0 | 1.00 | 1998 | 4 | 4 | 0 | .500 |
| 1999 | 3 | 5 | 0 | .250 | 1999 | 1 | 7 | 0 | .125 |
| 2000 | 4 | 4 | 0 | .500 | 2000 | 2 | 6 | 0 | .250 |
| Totals | 239 | 145 | 8 | .620 | 202 | 183 | 7 | .524 | |



49ERS NFL LEADERS

RUSHING CHAMPIONS

| | | |
|------|-----------------|-------|
| 1953 | Joe Perry | 1,018 |
| 1954 | Joe Perry | 1,049 |

PASSING CHAMPIONS

(Based on Passer Rating)

| | | |
|------|-------------------|--------|
| 1970 | John Brodie | 93.9 |
| 1987 | Joe Montana | 102.1 |
| 1989 | Joe Montana | 112.4 |
| 1991 | Steve Young | 101.8 |
| 1992 | Steve Young | 107.0 |
| 1993 | Steve Young | 101.5 |
| 1994 | Steve Young | *112.8 |
| 1996 | Steve Young | 97.2 |
| 1997 | Steve Young | 104.7 |

RECEIVING CHAMPIONS

| | | |
|------|----------------------|-----|
| 1954 | Billy Wilson | 60 |
| 1956 | Billy Wilson | 60 |
| 1957 | Billy Wilson | 52 |
| 1965 | Dave Parks | 80 |
| 1968 | Clifton McNeil | 71 |
| 1982 | Dwight Clark | 60 |
| 1985 | Roger Craig | 92 |
| 1990 | Jerry Rice | 100 |
| 1996 | Jerry Rice | 108 |

PUNTING CHAMPIONS

(Based on Average)

| | | |
|------|-------------------|------|
| 1962 | Tommy Davis | 45.6 |
|------|-------------------|------|

SCORING

| | | |
|------|---------------------|-----|
| 1952 | Gordy Soltau | 94 |
| 1953 | Gordy Soltau | 114 |
| 1984 | Ray Wersching | 131 |
| 1987 | Jerry Rice | 138 |
| 1989 | Mike Cofer | 136 |

KICKOFF RETURNS

(Based on Average)

| | | |
|------|-------------------|------|
| 1953 | Joe Arenas | 34.4 |
| 1959 | Abe Woodson | 29.4 |
| 1962 | Abe Woodson | 31.3 |
| 1963 | Abe Woodson | 32.2 |

FIELD GOALS

| | | |
|------|-------------------|----|
| 1960 | Tommy Davis | 32 |
| 1988 | Mike Cofer | 38 |

PUNT RETURNS

(Based on Yards)

| | | |
|------|-------------------|-----|
| 1960 | Abe Woodson | 174 |
| 1988 | John Taylor | 556 |

INTERCEPTIONS

| | | |
|------|-------------------|----|
| 1960 | Dave Baker | 10 |
| 1986 | Ronnie Lott | 10 |

*NFL Record



49ERS BIG DAYS

RUSHING

| | |
|---|---------------------------------|
| 201 - Charlie Garner at Dallas..... | September 24, 2000 (36 carries) |
| 198 - Garrison Hearst vs. Detroit..... | December 14, 1998 (24 carries) |
| 194 - Delvin Williams at St. Louis Cardinals..... | October 31, 1976 (34 carries) |
| 190 - Roger Craig at L.A. Rams..... | October 16, 1988 (22 carries) |
| 190 - Wilbur Jackson vs. New Orleans..... | November 27, 1977 (16 carries) |
| 187 - Garrison Hearst vs. N.Y. Jets..... | September 6, 1998 (20 carries) |
| 180 - Delvin Williams vs. Washington..... | November 7, 1976 (23 carries) |
| 174 - Joe Perry vs. Detroit..... | November 2, 1958 (13 carries) |
| 170 - Hugh McElhenny at Dallas Texans..... | October 5, 1952 (17 carries) |
| 168 - J.D. Smith vs. Minnesota..... | November 26, 1961 (28 carries) |
| 166 - Garrison Hearst vs. N.Y. Giants..... | November 30, 1998 (20 carries) |
| 166 - Charlie Garner vs. Pittsburgh..... | November 7, 1999 (20 carries) |
| 163 - Ricky Watters at L.A. Rams..... | November 22, 1992 (26 carries) |
| 162 - Roger Craig at Phoenix..... | November 6, 1988 (22 carries) |
| 162 - Ken Willard at Atlanta..... | December 15, 1968 (25 carries) |
| 159 - Hugh McElhenny at Green Bay..... | November 23, 1958 (22 carries) |
| 156 - Wilbur Jackson vs. Minnesota..... | November 29, 1976 (30 carries) |
| 153 - Delvin Williams vs. Minnesota..... | November 29, 1976 (20 carries) |
| 153 - Joe Perry at Green Bay..... | November 22, 1953 (16 carries) |

PASSING

| | |
|--|-------------------------------|
| 476 - Joe Montana at Atlanta..... | October 14, 1990 (32 of 49) |
| 462 - Steve Young at L.A. Rams..... | November 28, 1993 (26 of 32) |
| 458 - Joe Montana at L.A. Rams..... | December 11, 1989 (30 of 42) |
| 449 - Steve Young vs. Buffalo..... | September 13, 1992 (26 of 37) |
| 441 - Joe Montana at Washington..... | November 17, 1986 (33 of 60) |
| 437 - Jeff Garcia at Cincinnati..... | December 5, 1999 (33 of 49) |
| 429 - Joe Montana at Atlanta..... | October 6, 1985 (37 of 57) |
| 428 - Joe Montana at Philadelphia..... | September 24, 1989 (25 of 34) |
| 425 - Steve Young vs. Minnesota..... | December 18, 1995 (30 of 49) |
| 411 - Joe Montana at Green Bay..... | November 4, 1990 (25 of 40) |
| 408 - Joe Montana at St. Louis Cardinals..... | November 21, 1982 (26 of 39) |
| 402 - Jeff Garcia vs. Chicago..... | December 17, 2000 (36 of 44) |
| 399 - Steve Young vs. Atlanta..... | October 18, 1992 (18 of 28) |
| 398 - Joe Montana vs. Atlanta..... | September 23, 1990 (24 of 36) |
| 393 - Steve Young vs. Carolina..... | December 8, 1996 (27 of 41) |
| 390 - Joe Montana vs. Washington..... | September 16, 1990 (29 of 44) |
| 387 - Steve Young vs. Atlanta..... | September 27, 1998 (28 of 39) |
| 382 - Elvis Grbac at Miami..... | November 20, 1995 (31 of 41) |
| 381 - Joe Montana vs. Washington..... | September 10, 1984 (24 of 40) |
| 373 - Jeff Garcia at Atlanta..... | January 3, 2000 (26 of 34) |
| 371 - Y.A. Tittle vs. Baltimore..... | December 13, 1953 (29 of 44) |
| 365 - Joe Montana at L.A. Rams..... | October 28, 1984 (21 of 31) |
| 363 - Steve Young vs. N.Y. Jets..... | September 6, 1998 (26 of 46) |
| 359 - Jeff Kemp vs. Minnesota..... | October 12, 1986 (23 of 42) |
| 358 - Joe Montana at L.A. Rams..... | October 23, 1983 (25 of 39) |
| 356 - Joe Montana at Tampa Bay..... | September 7, 1986 (32 of 46) |
| Joe Montana vs. San Diego..... | December 11, 1982 (31 of 46) |
| John Brodie at L.A. Rams..... | November 9, 1969 (25 of 42) |
| 355 - Steve Young at L.A. Rams..... | September 18, 1994 (31 of 39) |
| 354 - Joe Montana at New Orleans..... | December 15, 1985 (25 of 38) |
| 353 - Joe Montana at Houston..... | October 21, 1984 (25 of 35) |
| 350 - Steve Young vs. Denver..... | December 17, 1994 (20 of 29) |
| 348 - Steve Young at Detroit..... | September 25, 1995 (27 of 44) |
| Steve Young vs. Atlanta..... | October 13, 1991 (22 of 38) |
| Steve Young vs. San Diego..... | September 8, 1991 (26 of 36) |
| Steve DeBerg vs. Chicago Bears..... | October 28, 1979 (26 of 41) |
| 347 - Steve Bono vs. New Orleans..... | December 1, 1991 (27 of 41) |
| 345 - Steve DeBerg at Atlanta..... | September 28, 1980 (32 of 51) |
| 345 - Steve DeBerg vs. Atlanta..... | December 16, 1979 (29 of 54) |
| 343 - Joe Montana vs. Atlanta..... | September 18, 1988 (32 of 48) |
| 342 - Steve Young at Atlanta..... | November 15, 1998 (21 of 40) |
| 342 - Joe Montana vs. Cleveland..... | November 29, 1987 (23 of 31) |
| 342 - Steve Young vs. Philadelphia..... | November 29, 1992 (24 of 35) |
| 341 - Joe Montana at St. Louis Cardinals..... | September 18, 1983 (20 of 32) |
| 341 - Y.A. Tittle at N.Y. Giants..... | November 9, 1952 (16 of 29) |
| 336 - Jeff Garcia at Green Bay..... | October 15, 2000 (27 of 42) |
| Jeff Garcia vs. Oakland..... | October 8, 2000 (28 of 41) |
| Steve Young vs. Atlanta..... | September 21, 1997 (17 of 24) |
| Steve Young at Carolina..... | December 10, 1995 (31 of 45) |
| Joe Montana at Denver..... | September 19, 1982 (26 of 37) |
| 334 - Joe Montana vs. New Orleans..... | November 28, 1982 (27 of 42) |
| 334 - Joe Montana vs. St. Louis Cardinals..... | October 18, 1987 (31 of 39) |
| 332 - Jeff Kemp vs. New Orleans..... | September 21, 1986 (29 of 44) |
| 331 - Steve Young vs. Atlanta..... | September 10, 1995 (27 of 40) |
| 328 - Joe Montana vs. L.A. Rams..... | December 9, 1985 (26 of 36) |
| 328 - John Brodie vs. Green Bay..... | December 10, 1961 (19 of 29) |



| | |
|--|------------------------------|
| 327 - John Brodie at Chicago Bears | November 13, 1966 (28 of 54) |
| 325 - Steve Young vs. L.A. Rams | November 20, 1994 (30 of 44) |

RECEIVING

| | |
|---|---------------------------------|
| 289 - Jerry Rice vs. Minnesota | December 18, 1995 (14 catches) |
| 286 - John Taylor at L.A. Rams | December 11, 1989 (11 catches) |
| 283 - Terrell Owens vs. Chicago | December 17, 2000 (20 catches) |
| 241 - Jerry Rice vs. L.A. Rams | December 9, 1985 (10 catches) |
| 231 - Dave Parks at Baltimore | October 3, 1965 (9 catches) |
| 225 - Bernie Casey at Chicago | November 13, 1966 (12 catches) |
| 204 - Jerry Rice at Washington | November 17, 1986 (12 catches) |
| 196 - Gordy Soltau at New York Giants | November 9, 1952 (10 catches) |
| 192 - Billy Wilson vs. Chicago | October 23, 1955 (8 catches) |
| 187 - Jerry Rice at Green Bay | November 4, 1990 (6 catches) |
| 186 - Dick Witcher at Atlanta | December 10, 1967 (11 catches) |
| 183 - Jerry Rice vs. Atlanta | October 18, 1992 (7 catches) |
| 181 - Jerry Rice at Detroit | September 25, 1995 (11 catches) |
| Jim Johnson vs. Detroit | November 11, 1962 (11 catches) |
| 176 - Terrell Owens vs. Oakland | October 8, 2000 (12 catches) |
| 172 - Jerry Rice at Tampa Bay | November 14, 1993 (8 catches) |
| 172 - Jerry Rice vs. Indianapolis | October 5, 1986 (6 catches) |
| 171 - Jerry Rice at San Diego | November 27, 1988 (6 catches) |
| 171 - Jerry Rice vs. Atlanta | September 23, 1990 (8 catches) |
| 169 - Jerry Rice at Atlanta | November 15, 1998 (10 catches) |
| 169 - Jerry Rice vs. L.A. Raiders | September 5, 1994 (7 catches) |
| 169 - Bernie Casey at Philadelphia | September 20, 1964 (6 catches) |
| 167 - Jerry Rice vs. Atlanta | September 10, 1995 (11 catches) |
| Roger Craig at Atlanta | October 6, 1985 (12 catches) |
| 166 - Jerry Rice at L.A. Rams | November 28, 1993 (8 catches) |
| 165 - Jerry Rice vs. L.A. Rams | November 20, 1994 (16 catches) |
| 165 - Hugh McElhenny vs. Baltimore | December 8, 1957 (8 catches) |
| 164 - Jerry Rice at Philadelphia | September 24, 1989 (6 catches) |
| 164 - Gene Washington at Green Bay | November 5, 1972 (6 catches) |
| 163 - Jerry Rice at Indianapolis | September 10, 1989 (6 catches) |
| 163 - Jerry Rice vs. Atlanta | September 18, 1988 (8 catches) |
| 163 - Jerry Rice at Seattle | September 25, 1988 (6 catches) |
| 162 - Jerry Rice vs. Atlanta | September 27, 1998 (8 catches) |
| 162 - John Taylor at Atlanta | December 3, 1989 (5 catches) |
| 161 - Jerry Rice at Dallas | November 12, 1995 (5 catches) |
| 160 - Gene Washington vs. New England | October 31, 1971 (5 catches) |
| 160 - John Taylor vs. Washington | September 16, 1990 (8 catches) |

49ERS LONGEST PLAYS

LONG RUNS FROM SCRIMMAGE

| | |
|--|-------------------|
| 96t Garrison Hearst vs. N.Y. Jets | September 6, 1998 |
| 89t Hugh McElhenny at Dallas Texans | October 5, 1952 |
| 86t Hugh McElhenny at Green Bay | November 18, 1956 |
| 82t Hugh McElhenny vs. Dallas Texans | October 26, 1952 |
| 80t Wilbur Jackson vs. New Orleans | November 27, 1977 |
| 80t Delvin Williams vs. Washington | November 7, 1976 |
| 80t J.D. Smith vs. Green Bay | December 7, 1958 |
| 78t Joe Perry vs. Dallas Texans | October 26, 1952 |
| 78t Joe Perry vs. Green Bay | December 10, 1950 |
| 75t Jimmy Thomas vs. Chicago | December 6, 1969 |
| 74t Dexter Carter at Atlanta | October 14, 1990 |

LONG PASSES

| | |
|--|--------------------|
| 97t Steve Young to John Taylor at Atlanta | November 3, 1991 |
| 96t Joe Montana to Jerry Rice at San Diego | November 27, 1988 |
| 95t Joe Montana to John Taylor at L.A. Rams | December 11, 1989 |
| 93t Steve DeBerg to Freddie Solomon vs. Atlanta | September 28, 1980 |
| 92t Joe Montana to John Taylor at L.A. Rams | December 11, 1989 |
| 85t Jim Plunkett to Delvin Williams vs. Washington | November 7, 1976 |
| 83t John Brodie to Dave Parks at L.A. Rams | October 18, 1964 |
| 82t Steve Young to Terry Kirby at Atlanta | October 19, 1997 |
| 81t Steve Young to Garrison Hearst vs. New Orleans | November 22, 1998 |
| 81t Elvis Grbac to Jerry Rice at Dallas | November 12, 1995 |
| 81t Steve Spurrier to Ted Kwalick vs. New Orleans | October 22, 1972 |
| 80t Steve Young to Jerry Rice at Detroit | December 19, 1993 |
| 80t Steve Young to Jerry Rice vs. Atlanta | October 18, 1992 |
| 80t Joe Montana to Jerry Rice vs. Washington | November 21, 1988 |
| 80t Joe Montana to Dwight Clark at Houston | October 21, 1984 |
| 80t John Brodie to Clifton McNeil at Green Bay | September 28, 1969 |
| 80t John Brodie to Dave Parks vs. Minnesota | October 25, 1964 |
| 80t John Brodie to Jimmy Johnson at Chicago | October 14, 1962 |

LONG PUNTS

| | |
|---|--------------------|
| 86 Larry Barnes vs. Chicago Cardinals | September 29, 1957 |
| 82 Tommy Davis vs. Minnesota | September 30, 1962 |



| | | |
|----|------------------------------------|--------------------|
| 81 | Tommy Davis at St. Louis Cardinals | November 25, 1962 |
| 80 | Jim Miller at Denver | September 19, 1982 |
| 79 | Tommy Davis at Chicago | October 14, 1962 |
| 76 | Larry Barnes vs. Baltimore | December 8, 1957 |
| 75 | Verl Lillywhite vs. Cleveland | September 30, 1957 |
| 74 | Tommy Davis vs. Chicago | October 30, 1951 |
| 72 | Jon Kilgore vs. Chicago | December 6, 1969 |
| 71 | Tommy Davis vs. Chicago | October 25, 1959 |

LONG PUNT RETURNS

| | | |
|-----|------------------------------|-------------------|
| 95t | John Taylor vs. Washington | November 21, 1988 |
| 94t | Hugh McElhenny at Chicago | October 19, 1952 |
| 93t | Dana McLemore vs. L.A. Rams | January 2, 1983 |
| 88t | Manfred Moore vs. Atlanta | November 24, 1974 |
| 85t | Abe Woodson at Green Bay | October 21, 1962 |
| 83t | Dana McLemore vs. Chicago | December 14, 1987 |
| 80t | Abe Woodson vs. Detroit | November 5, 1961 |
| 79t | Dana McLemore at N.Y. Giants | October 8, 1984 |
| 78t | Dexter Carter vs. Minnesota | December 18, 1995 |
| 77t | John Taylor vs. Detroit | October 2, 1988 |

LONG KICKOFF RETURNS

| | | |
|------|-------------------------------|--------------------|
| 105t | Abe Woodson at L.A. Rams | November 8, 1959 |
| 103t | Abe Woodson vs. Minnesota | September 15, 1963 |
| 101t | Terry Kirby vs. Carolina | November 16, 1997 |
| 101t | James Owens at Detroit | November 2, 1980 |
| 99t | Abe Woodson at N.Y. Giants | November 17, 1963 |
| 98t | Dexter Carter vs. New Orleans | December 1, 1991 |
| 98t | Vic Washington at Atlanta | October 29, 1972 |
| 98t | Abe Woodson at Detroit | October 1, 1961 |
| 97t | Vic Washington vs. Dallas | December 23, 1972 |
| 97t | Lenny Lyles vs. Baltimore | December 18, 1960 |
| 96t | Dexter Carter at Washington | November 6, 1994 |
| 96 | Joe Arenas vs. Baltimore | December 16, 1956 |

LONG INTERCEPTION RETURNS

| | | |
|-----|------------------------------------|--------------------|
| 94t | Alvin Randolph vs. Chicago | December 11, 1966 |
| 93t | Deion Sanders at Atlanta | October 16, 1994 |
| 90t | Deion Sanders at San Diego | December 11, 1994 |
| 88t | Tory Nixon at Green Bay | October 26, 1986 |
| 86t | Eric Davis vs. St. Louis Rams | November 26, 1995 |
| 83t | Ronnie Lott at Kansas City | December 26, 1982 |
| 82 | Carlton Williamson vs. Seattle | November 25, 1985 |
| 77t | Tom Holmoe vs. St. Louis Cardinals | November 9, 1986 |
| 74t | Deion Sanders vs. New Orleans | September 25, 1994 |
| 73t | Tim McDonald at Washington | November 6, 1994 |

LONG FUMBLE RETURNS

| | | |
|-----|-----------------------------------|--------------------|
| 99t | Don Griffin vs. Chicago | December 23, 1991 |
| 96t | Lee Woodall vs. Buffalo | December 3, 1995 |
| 80t | Dwight Hicks at Washington | October 4, 1981 |
| 75t | Clark Miller at Detroit | November 14, 1965 |
| 73t | Skip Vanderbundt at Dallas | November 23, 1972 |
| 71 | Gerard Williams vs. New Orleans | September 23, 1979 |
| 71t | Darnell Walker at Minnesota | October 24, 1999 |
| 66t | Windlan Hall vs. Philadelphia | December 2, 1973 |
| 65t | Keena Turner at Washington | December 1, 1985 |
| 63t | Tommy Hart at St. Louis Cardinals | October 24, 1971 |
| 47t | Eric Davis at Dallas | October 17, 1993 |

LONG FIELD GOALS

| | | |
|----|-------------------------------|--------------------|
| 56 | Mike Cofer at Atlanta | October 14, 1990 |
| 54 | Steve Mike-Mayer at L.A. Rams | November 9, 1975 |
| 54 | Bruce Gossett vs. New Orleans | October 21, 1973 |
| 53 | Ray Wersching at Detroit | September 2, 1984 |
| 53 | Tommy Davis at L.A. Rams | October 17, 1965 |
| 52 | Wade Richey at New Orleans | November 14, 1999 |
| 52 | Mike Cofer at New Orleans | September 10, 1990 |
| 52 | Mike Cofer vs. Washington | November 21, 1988 |
| 52 | Ray Wersching at New Orleans | October 16, 1983 |
| 52 | Bruce Gossett at Houston | November 15, 1970 |
| 51 | Gary Anderson at New Orleans | October 26, 1997 |
| 51 | Doug Brien at Indianapolis | October 15, 1995 |
| 51 | Steve Mike-Mayer vs. Chicago | November 16, 1975 |

LONG RETURNS OF FIELD GOAL ATTEMPT

| | | |
|-----|-----------------------------------|--------------------|
| 92t | Bruce Taylor at New Orleans | December 13, 1970 |
| 62t | Johnny Jackson at Dallas | October 15, 1989 |
| 55t | Bruce Taylor at New Orleans | September 26, 1971 |
| 38 | Kermit Alexander vs. Philadelphia | November 20, 1966 |
| 30 | Kermit Alexander at Philadelphia | September 20, 1964 |



ROOKIE SEASON RECORDS

RUSHING YARDS

| NO | NAME | YEAR | ATT | YDS | AVG | TD |
|----|-----------------|------|-----|-----|-----|----|
| 1. | Washington, Vic | 1971 | 191 | 811 | 4.2 | 3 |
| 2. | Willard, Ken | 1965 | 189 | 778 | 4.1 | 5 |
| 3. | Craig, Roger | 1983 | 176 | 725 | 4.1 | 8 |
| 4. | Cooper, Earl | 1980 | 171 | 720 | 4.2 | 5 |
| 5. | Jackson, Wilbur | 1979 | 174 | 705 | 4.1 | 0 |

RUSHING TOUCHDOWNS

| NO | NAME | YEAR | TDS |
|----|---------------------|------|-----|
| 1. | Kilmer, Billy | 1961 | 10 |
| 2. | Johnson, John Henry | 1954 | 9 |
| 3. | Craig, Roger | 1983 | 8 |
| 4. | McElhenney, Hugh | 1952 | 6 |
| | Floyd, William | 1994 | 6 |

RECEPTIONS

| NO | NAME | YEAR | REC |
|----|------------------|------|-----|
| 1. | Cooper, Earl | 1980 | 83 |
| 2. | Washington, Gene | 1961 | 51 |
| 3. | Rice, Jerry | 1985 | 49 |
| 4. | Craig, Roger | 1983 | 48 |
| 5. | Stokes, J.J. | 1995 | 38 |

RECEIVING YARDS

| NO | NAME | YEAR | REC | YDS | AVG |
|----|------------------|------|-----|-----|------|
| 1. | Rice, Jerry | 1985 | 49 | 927 | 18.9 |
| 2. | Washington, Gene | 1969 | 51 | 711 | 13.9 |
| 3. | Parks, Dave | 1964 | 36 | 703 | 19.5 |
| 4. | Cooper, Earl | 1980 | 83 | 567 | 6.8 |
| 5. | Owens, Terrell | 1996 | 35 | 520 | 20.6 |

RECEIVING TOUCHDOWNS

| NO | NAME | YEAR | TDS |
|----|---------------|------|-----|
| 1. | Parks, Dave | 1964 | 8 |
| 2. | Owens, R.C. | 1957 | 5 |
| | Thomas, Jimmy | 1969 | 5 |

Several tied with 4

TOTAL TOUCHDOWNS

| NO | NAME | YEAR | TDS |
|----|---------------------|------|---------------------|
| 1. | Craig, Roger | 1983 | 12 (8ru, 4rec) |
| 2. | McElhenney, Hugh | 1952 | 10 (6ru, 3rec 1ret) |
| | Kilmer, Billy | 1961 | 10 (10ru) |
| 4. | Johnson, John Henry | 1954 | 9 (9ru) |
| | Willard, Ken | 1965 | 9 (5ru, 4rec) |
| | Cooper, Earl | 1980 | 9 (5ru, 4rec) |

TOTAL POINTS

| NO | NAME | YEAR | PTS |
|----|--------------|------|-----|
| 1. | Cofer, Mike | 1988 | 121 |
| 2. | Brien, Doug | 1994 | 105 |
| 3. | Richey, Wade | 1997 | 103 |
| 4. | Craig, Roger | 1983 | 72 |

KICK RETURN YARDS

| NO | NAME | YEAR | ATT | YDS | AVG | TD |
|----|------------------|------|-----|-------|------|----|
| 1 | Owens, James | 1979 | 41 | 1,002 | 24.4 | 1 |
| 2 | Washington, Vic | 1971 | 33 | 858 | 26.0 | 0 |
| 3 | Carter, Dexter | 1990 | 41 | 783 | 19.1 | 0 |
| 4 | Leonard, Anthony | 1976 | 26 | 553 | 21.3 | 0 |
| 5 | Arenas, Joe | 1951 | 21 | 542 | 25.8 | 0 |

PUNT RETURN YARDS

| NO | NAME | YEAR | ATT | YDS | AVG | TD |
|----|------------------|------|-----|-----|------|----|
| 1. | Griffin, Don | 1986 | 38 | 377 | 9.9 | 1 |
| 2. | Leonard, Anthony | 1976 | 35 | 293 | 8.4 | 1 |
| 3. | McElhenney, Hugh | 1952 | 20 | 284 | 14.2 | 1 |
| 4. | Arenas, Joe | 1951 | 21 | 272 | 13.0 | 0 |
| 5. | McGill, Ralph | 1972 | 22 | 219 | 10.0 | 0 |

PUNTING YARDS

| NO | NAME | YEAR | ATT | YDS | AVG |
|----|-----------------|------|-----|-------|------|
| 1. | Wittum, Tom | 1973 | 79 | 3,455 | 43.7 |
| 2. | Miller, Jim | 1980 | 77 | 3,152 | 40.9 |
| 3. | Helton, Barry | 1988 | 78 | 3,069 | 39.3 |
| 4. | Spurrier, Steve | 1967 | 73 | 2,745 | 37.6 |
| 5. | Stanley, Chad | 1999 | 69 | 2,737 | 39.7 |

INTERCEPTIONS

| NO | NAME | YEAR | INTS |
|----|---------------|------|------|
| 1. | Lott, Ronnie | 1981 | 7 |
| 2. | Moegle, Dicky | 1955 | 6 |
| | McKyer, Tim | 1986 | 6 |

Several tied with 5

PASSING YARDS

| NO | NAME | YEAR | COMP | ATT | YDS | TD | INT |
|----|---------------|------|------|-----|-------|----|-----|
| 1. | Owen, Tom | 1975 | 88 | 184 | 1,327 | 10 | 15 |
| 2. | Morrall, Earl | 1956 | 38 | 78 | 621 | 1 | 6 |

ROOKIE RETURN

Rookie cornerback Jason Webster returned an interception 70 yards for a score against Atlanta (11-19-00). It is the second longest interception return for a score by a 49er rookie. On December 11, 1966, rookie safety Alvin Randolph returned an interception 94 yards for a score against the Chicago Bears. Webster's 70-yard return also is the second longest interception return by a 49ers rookie, tying Bruce Taylor's return in 1970 against the Green Bay Packers at Kezar Stadium. Taylor did not score on his return attempt.



ROOKIE SINGLE GAME RECORDS

RUSHING YARDS

| YDS | PLAYER | SEASON | OPPONENT |
|-----|------------------|--------|---------------------|
| 170 | McElhenny, Hugh | 1952 | Dallas Texans |
| 131 | Kilmer, Billy | 1961 | Los Angeles Rams |
| 125 | Washington, Vic | 1971 | New York Jets |
| 124 | Carter, Dexter | 1990 | Los Angeles Rams |
| | Johnson, John H. | 1954 | Pittsburgh Steelers |
| 118 | Thomas, Jimmy | 1969 | Chicago Bears |

RUSHING TOUCHDOWNS

| TDS | PLAYER | SEASON | OPPONENTS |
|-----|----------------------|--------|----------------------|
| 4 | Kilmer, Billy | 1961 | Minnesota Vikings |
| 3 | Watters, Ricky | 1992 | Atlanta Falcons |
| 3 | Craig, Roger | 1983 | Tampa Bay Buccaneers |
| 2 | Johnson, John H. (2) | 1954 | Lions/Rams |
| | Kilmer, Billy (2) | 1961 | Lions/Rams |
| | Floyd, William (2) | 1994 | Lions/Broncos |
| | Smith, J.D. | 1958 | Baltimore Colts |
| | Watters, Ricky | 1992 | Los Angeles Rams |

RECEPTIONS

| NO | PLAYER | SEASON | OPPONENT |
|----|-----------------|--------|----------------------|
| 10 | Rice, Jerry | 1985 | Los Angeles Rams |
| 10 | Cooper, Earl | 1980 | New Orleans Saints |
| 10 | Cooper, Earl | 1980 | St. Louis Cardinals |
| 8 | Stickles, Monty | 1960 | New York Giants |
| | Cooper, Earl | 1980 | Los Angeles Rams |
| | Cooper, Earl | 1980 | Tampa Bay Buccaneers |

RECEIVING YARDS

| NO | PLAYER | SEASON | OPPONENT |
|-----|-----------------|--------|-------------------|
| 241 | Rice, Jerry | 1985 | Los Angeles Rams |
| 146 | Park, Dave | 1964 | Minnesota Vikings |
| 131 | Thomas, Aaron | 1961 | Chicago Bears |
| 125 | Conner, Clyde | 1956 | Green Bay Packers |
| 123 | Stickles, Monty | 1960 | New York Giants |

TOTAL TOUCHDOWNS

| TDS | PLAYER | SEASON | OPPONENT |
|-----|----------------------|--------|----------------------|
| 4 | Kilmer, Billy | 1961 | Minnesota Vikings |
| 3 | Craig, Roger | 1983 | Tampa Bay Buccaneers |
| 2 | Johnson, John H. (2) | 1954 | Lions/Rams |
| | Kilmer, Billy (2) | 1961 | Lions/Rams |
| | Floyd, William (2) | 1994 | Lions/Broncos |
| | Smith, J.D. | 1958 | Baltimore Colts |
| | Watters, Ricky | 1992 | Los Angeles Rams |

PUNT RETURNS (YARDS)

| YDS | PLAYER | SEASON | OPPONENT |
|-----|------------------|--------|--------------------|
| 141 | Leonard, Anthony | 1976 | New Orleans Saints |
| 133 | Taylor, Bruce | 1970 | Houston Oilers |
| 125 | McLemore, Dana | 1982 | Los Angeles Rams |
| 122 | McElhenny, Hugh | 1952 | Chicago Bears |
| 109 | McGill, Ralph | 1972 | Atlanta Falcons |

KICKOFF RETURNS (YARDS)

| YDS | PLAYER | SEASON | OPPONENT |
|-----|------------------|--------|--------------------|
| 179 | Washington, Vic | 1971 | New Orleans Saints |
| 163 | Willis, Jamal | 1995 | Indianapolis Colts |
| 159 | Cunningham, Doug | 1967 | New Orleans Saints |
| 147 | McLemore, Dana | 1982 | Los Angeles Rams |
| 139 | Moegle, Dicky | 1955 | Detroit Lions |

INTERCEPTIONS

| NO | PLAYER | SEASON | OPPONENT |
|----|---------------------|--------|----------------------|
| 2 | McKyer, Tim | 1986 | Los Angeles Rams |
| | Lott, Ronnie | 1981 | Detroit Lions |
| | Williamson, Carlton | 1981 | New York Giants |
| | Churchman, Ricky | 1980 | New England Patriots |
| | Johnson, Jimmy | 1961 | Detroit Lions |
| | Moegle, Dicky | 1955 | Chicago Bears |
| | Berry, Rex | 1951 | Chicago Cardinals |
| | Powers, Jimmy | 1950 | Detroit Lions |

SACK ARTISTS

The five rookie defenders to register sacks on opposing quarterbacks during the 2000 season (Julian Peterson - 4, John Engelberger - 3, Cedric Killings -3, Ronnie Heard - 2 and John Keith - 1) are the most in team history. The previous high was in 1993 when four rookies established the mark (Dana Stubblefield - 10.5, Troy Wilson - 5.5, Artie Smith - 1.5 and Todd Kelly - 1). The NFL did not officially begin keeping sack records until 1982.



THE LAST TIME

TEAM

Overtime Game:

Oakland 34, San Francisco 28, at 3Com Park, Oct. 8, 2000

Tie:

San Francisco 10, Atlanta 10, at Atlanta, Oct. 19, 1986

Shutout:

BY 49ERS: San Francisco 17, Chicago 0, at 3Com Park, Dec. 17, 2000

BY OPPONENT: Atlanta 7, San Francisco 0, at Fulton County Stadium, Oct. 9, 1977

At least 400 total yards:

BY 49ERS: 456, vs. Chicago, Dec. 17, 2000

BY OPPONENT: 447, vs. St. Louis, Oct. 29, 2000

At least 500 total yards:

BY 49ERS: 506, at Atlanta, Jan. 3, 2000

BY OPPONENT: 529, at St. Louis, Sept. 17, 2000

At least 200 yards rushing:

BY 49ERS: 261, at Dallas, Sept. 24, 2000

BY OPPONENT: 216, vs. New Orleans, Dec. 10, 2000

At least 300 yards passing:

BY 49ERS: 379, vs. Chicago, Dec. 17, 2000

BY OPPONENT: 307, vs. Oakland, Oct. 8, 2000

OFFENSE

100-yard rushing game:

BY 49ERS: Charlie Garner (25-102), vs. Kansas City, Nov. 12, 2000

BY OPPONENT: Aaron Brooks (11-108), vs. New Orleans, Dec. 10, 2000

200-yard rushing game:

BY 49ERS: Charlie Garner (36-201), at Dallas, Sept. 24, 2000

BY OPPONENT: none

100-yard receiving game:

BY 49ERS: Terrell Owens (20-283), vs. Chicago, Dec. 17, 2000

BY OPPONENT: Joe Horn (5-105), vs. New Orleans, Dec. 10, 2000

200-yard receiving game:

BY 49ERS: Terrell Owens (20-283), vs. Chicago, Dec. 17, 2000

BY OPPONENT: Don Beebe (11-220), at Green Bay, Oct. 14, 1996

300-yard passing game:

BY 49ERS: Jeff Garcia (36-44-402), vs. Chicago, Dec. 17, 2000

BY OPPONENT: Trent Green (22-39-310), vs. St. Louis, Oct. 29, 2000

400-yard passing game:

BY 49ERS: Jeff Garcia (36-44-402), vs. Chicago, Dec. 17, 2000

BY OPPONENT: Brad Johnson (32-47-471), vs. Washington, Dec. 26, 1999

6-touchdown passing game:

BY 49ERS: *Steve Young, vs. San Diego, Jan. 29, 1995

Regular Season: Joe Montana, at Atlanta, Oct. 14, 1990

BY OPPONENT: never

5-touchdown passing game:

BY 49ERS: (6) *Steve Young, vs. San Diego, Jan. 29, 1995

Regular Season: (6) Joe Montana, at Atlanta, Oct. 14, 1990

BY OPPONENT: Vince Ferragamo, at L.A. Rams, Oct. 23, 1983

**4-touchdown passing game:**

BY 49ERS: Jeff Garcia, at Green Bay, Oct. 15, 2000

BY OPPONENT: Steve Beuerlein, at Carolina, Dec. 19, 1999

3-touchdown passing game:

BY 49ERS: Jeff Garcia, at St. Louis, Sept. 17, 2000

BY OPPONENT: Jeff Blake, at New Orleans, Nov. 5, 2000

DEFENSE

Interception return for a touchdown:

BY 49ERS: Monty Montgomery, at San Diego, Dec. 3, 2000 (46 yards)

BY OPPONENT: Mike Minter, at Carolina, Oct. 29, 2000, (30 yards)

Fumble return for a touchdown:

BY 49ERS: Junior Bryant, at St. Louis, Oct. 10, 1999 (0 yards)

BY OPPONENT: Jason Craft, at Jacksonville, Sept. 12, 1999 (23 yards)

At least three quarterback sacks:

BY 49ERS: (4) Roy Barker, at St. Louis, Oct. 25, 1998

BY OPPONENT: (3) Reggie White, at Green Bay, Nov. 1, 1998

At least two interceptions:

BY 49ERS: (2) Monty Montgomery, at San Diego, Dec. 3, 2000

(2) Zack Bronson, at San Diego, Dec. 3, 2000

BY OPPONENT: (2) Darren Perry, vs. New Orleans, Dec. 10, 2000

Safety:

BY 49ERS: Bryant Young sacked Chris Chandler, vs. Atlanta, Dec. 12, 1999

BY OPPONENT: Randy Kirk snapped ball out of end zone, at Green Bay, Nov. 1, 1998

SPECIAL TEAMS

Kickoff return for touchdown:

BY 49ERS: *Chuck Levy, vs. Green Bay, Jan. 11, 1998 (95 yards)

Regular Season: Terry Kirby, vs. Carolina, Nov. 16, 1997 (101 yards)

BY OPPONENT: Tony Horne, at St. Louis, Oct. 10, 1999 (97 yards)

Punt return for touchdown:

BY 49ERS: R.W. McQuarters, vs. St. Louis, Dec. 27, 1998 (72 yards)

BY OPPONENT: Tim Dwight, at Atlanta, Jan. 3, 2000 (70 yards)

Blocked punt:

BY 49ERS: Junior Bryant, vs. St. Louis, Oct. 12, 1997

BY OPPONENT: Bobby Brooks, vs. Oakland, Oct. 8, 2000

Blocked field goal attempt:

BY 49ERS: Brentson Buckner, at Atlanta, Jan. 3, 2000

BY OPPONENT: Anthony Dorsett, vs. Oakland, Oct. 8, 2000

Blocked PAT:

BY 49ERS: Junior Bryant, vs. Detroit, Dec. 14, 1998

BY OPPONENT: Keith McKenzie, at Green Bay, Nov. 1, 1998

PAT missed:

BY 49ERS: Wade Richey, at Denver, Dec. 23, 2000

BY OPPONENT: Jeff Wilkins, vs. St. Louis, Dec. 27, 1998

*Indicates postseason game



CAREER 100/300 GAMES

CAREER 100-YARD RUSHING GAMES

| NO. | PLAYER | TEAM |
|------------|--------------------|-----------------|
| | | W-L-T |
| 19 | Joe Perry | 15-4-0 |
| 14 | Roger Craig | 11-3-0 |
| 12 | Hugh McElhenny | 8-4-0 |
| 12 | J.D. Smith | 7-5-0 |
| 10 | Wendell Tyler | 8-2-0 |
| 10 | Delvin Williams | 5-5-0 |
| 9 | Garrison Hearst | 8-1-0 |
| 9 | Ricky Watters | 8-1-0 |
| 9 | Ken Willard | 5-3-1 |
| 6 | Charlie Garner | 3-3-0 |
| 4 | Billy Kilmer | 4-0-0 |
| 3 | Wilbur Jackson | 2-1-0 |
| 3 | Paul Hofer | 0-3-0 |
| 2 | Joe Cribbs | 2-0-0 |
| 2 | Larry Schreiber | 2-0-0 |
| 1 | Joe Arenas | 1-0-0 |
| 1 | Dexter Carter | 1-0-0 |
| 1 | Lenvil Elliott | 1-0-0 |
| 1 | Keith Henderson | 1-0-0 |
| 1 | John Henry Johnson | 1-0-0 |
| 1 | Terry Kirby | 1-0-0 |
| 1 | Amp Lee | 1-0-0 |
| 1 | Gary Lewis | 1-0-0 |
| 1 | Verl Lillywhite | 1-0-0 |
| 1 | C.R. Roberts | 1-0-0 |
| 1 | Jimmy Thomas | 1-0-0 |
| 1 | Vic Washington | 1-0-0 |
| 1 | O.J. Simpson | 0-1-0 |
| 1 | Steve Young | 0-1-0 |
| 138 | | 100-37-1 |

CAREER 300-YARD PASSING GAMES

| NO. | PLAYER | TEAM |
|-----------|----------------|----------------|
| | | W-L-T |
| 35 | Joe Montana | 26-9-0 |
| 28 | Steve Young | 21-7-0 |
| 9 | Jeff Garcia | 2-7-0 |
| 6 | John Brodie | 4-1-1 |
| 5 | Y.A. Tittle | 4-1-0 |
| 5 | Steve DeBerg | 0-5-0 |
| 2 | Steve Bono | 2-0-0 |
| 2 | Jeff Kemp | 1-1-0 |
| 2 | Steve Spurrier | 0-2-0 |
| 1 | George Mira | 1-0-0 |
| 1 | Tom Owen | 1-0-0 |
| 1 | Mike Moroski | 0-1-0 |
| 97 | | 62-34-1 |

CAREER 100-YARD RECEIVING GAMES

| NO. | PLAYER | TEAM |
|------------|------------------|-----------------|
| | | W-L-T |
| 66 | Jerry Rice | 46-20-0 |
| 17 | Gene Washington | 11-5-1 |
| 16 | Dwight Clark | 11-5-0 |
| 12 | John Taylor | 10-2-0 |
| 11 | Freddie Solomon | 5-6-0 |
| 11 | Dave Parks | 2-8-1 |
| 10 | Terrell Owens | 3-7-0 |
| 10 | Gordy Soltau | 5-5-0 |
| 9 | Bernie Casey | 3-4-2 |
| 9 | Billy Wilson | 3-4-2 |
| 8 | R.C. Owens | 5-2-1 |
| 5 | Monty Stickles | 3-2-0 |
| 4 | Paul Hofer | 2-2-0 |
| 4 | J.J. Stokes | 2-2-0 |
| 3 | J.R. Boone | 2-1-0 |
| 3 | Dick Witcher | 2-1-0 |
| 3 | Clinton McNeil | 1-2-0 |
| 3 | Ted Kwalick | 0-2-1 |
| 2 | Garrison Hearst | 2-0-0 |
| 2 | Clyde Conner | 2-0-0 |
| 2 | Roger Craig | 2-0-0 |
| 2 | John David Crow | 1-1-0 |
| 2 | Hugh McElhenny | 1-1-0 |
| 1 | Danny Abramowicz | 1-0-0 |
| 1 | Jimmy Johnson | 1-0-0 |
| 1 | Brent Jones | 1-0-0 |
| 1 | Don Lisbon | 1-0-0 |
| 1 | Willie McGee | 1-0-0 |
| 1 | Jeff Moore | 1-0-0 |
| 1 | Renaldo Nehemiah | 1-0-0 |
| 1 | Ted Popson | 1-0-0 |
| 1 | Tom Rathman | 1-0-0 |
| 1 | J.D. Smith | 1-0-0 |
| 1 | Aaron Thomas | 1-0-0 |
| 1 | Ricky Watters | 1-0-0 |
| 1 | Mike Wilson | 1-0-0 |
| 1 | Alyn Beals | 0-1-0 |
| 1 | Jimmy Cason | 0-1-0 |
| 1 | Carroll Hardy | 0-1-0 |
| 1 | Alex Loyd | 0-1-0 |
| 1 | Joe Perry | 0-1-0 |
| 1 | Mike Sherrard | 0-1-0 |
| 1 | Charlie Garner | 0-1-0 |
| 234 | | 137-89-8 |



ALL-TIME 1,000 YARD SEASONS

RUSHING

| | | | | | |
|-------|-----------------|--------|-------|-----------------|--------|
| 1,570 | Garrison Hearst | (1998) | 1,054 | Roger Craig | (1989) |
| 1,502 | Roger Craig | (1988) | 1,049 | Joe Perry | (1954) |
| 1,262 | Wendell Tyler | (1984) | 1,036 | J.D. Smith | (1959) |
| 1,229 | Charlie Garner | (1999) | 1,019 | Garrison Hearst | (1997) |
| 1,203 | Delvin Williams | (1976) | 1,018 | Joe Perry | (1953) |
| 1,142 | Charlie Garner | (2000) | 1,013 | Ricky Watters | (1992) |

RECEIVING

| | | | | | |
|--------|---------------|--------|-------|-----------------|--------|
| *1,848 | Jerry Rice | (1995) | 1,201 | Jerry Rice | (1992) |
| 1,570 | Jerry Rice | (1986) | 1,157 | Jerry Rice | (1998) |
| 1,503 | Jerry Rice | (1993) | 1,105 | Dwight Clark | (1981) |
| 1,502 | Jerry Rice | (1990) | 1,100 | Gene Washington | (1970) |
| 1,499 | Jerry Rice | (1994) | 1,078 | Jerry Rice | (1987) |
| 1,483 | Jerry Rice | (1989) | 1,097 | Terrell Owens | (1998) |
| 1,451 | Terrell Owens | (2000) | 1,077 | John Taylor | (1989) |
| 1,344 | Dave Parks | (1965) | 1,032 | R.C. Owens | (1961) |
| 1,306 | Jerry Rice | (1988) | 1,016 | Roger Craig | (1985) |
| 1,254 | Jerry Rice | (1996) | 1,011 | John Taylor | (1991) |
| 1,206 | Jerry Rice | (1991) | | | |


ALL-TIME 3,000 YARD PASSING SEASONS

| | | | | | |
|-------|--------------|--------|-------|-------------|--------|
| 4,278 | Jeff Garcia | (2000) | 3,630 | Joe Montana | (1984) |
| 4,170 | Steve Young | (1998) | 3,565 | Joe Montana | (1981) |
| 4,023 | Steve Young | (1993) | 3,521 | Joe Montana | (1989) |
| 3,969 | Steve Young | (1994) | 3,465 | Steve Young | (1992) |
| 3,944 | Joe Montana | (1990) | 3,200 | Steve Young | (1995) |
| 3,910 | Joe Montana | (1983) | 3,112 | John Brodie | (1965) |
| 3,653 | Joe Montana | (1985) | 3,054 | Joe Montana | (1987) |
| 3,652 | Steve DeBerg | (1979) | 3,029 | Steve Young | (1997) |

* NFL Record

MOST IMPROVED

Jeff Garcia was named the NFL's Most Improved Player for the 2000 season by *Football Digest*. In his 10 starts in 1999, Garcia completed 60% of his passes (207-for-345) for 2,380 yards, 11 touchdowns and eight interceptions for a quarterback rating of 81.8. During the 2000 season, Garcia increased his numbers to 63.3% passing (355-for-561) for a team-record 4,728 yards, 31 touchdowns and only 10 interceptions for a 97.6 rating. In the jump from 1999 to 2000, Garcia improved by 20 touchdowns, 2,348 yards, 148 completions and 16.8 rating points. His touchdown to interception ratio went from 1.375-to-1 to 3.1-to-1 in one year.



POSTSEASON



49ERS TEAM NFL POSTSEASON RECORDS

SCORING

Points

- 55 vs. Denver (1-28-90), Super Bowl XXIV
- 49 vs. San Diego (1-29-95), Super Bowl XXIX
- 44 vs. Chicago (1-7-95)
- vs. N.Y. Giants (1-15-94)

Points, Opponents

- 49 at N.Y. Giants (1-4-87)
- 38 at Dallas (1-23-94)
- 36 vs. Minnesota (1-9-88)

Points, Combined

- 75 vs. San Diego (1-29-95), Super Bowl XXIX
- 66 vs. Dallas (1-15-95)
- 65 vs. Denver (1-28-90), Super Bowl XXIV

Touchdowns

- 8 vs. Denver (1-28-90), Super Bowl XXIV
- 7 vs. San Diego (1-29-95), Super Bowl XXIX
- 6 vs. Chicago (1-7-95)
- vs. N.Y. Giants (1-15-94)

Touchdowns, Opponents

- 7 at N.Y. Giants (1-4-87)
- 6 at Dallas (1-23-94)
- 5 at Green Bay (1-4-97)

FIRST DOWNS

First Downs

- 31 vs. Miami (1-20-85), Super Bowl XIX
- 30 vs. Minnesota (1-3-98)
- 29 vs. L.A. Rams (1-14-90)

First Downs, Opponents

- 29 vs. Dallas (1-15-95)
- 25 vs. Washington (1-12-91)
- vs. Minnesota (1-6-90)
- 24 vs. Green Bay (1-3-99)
- vs. Dallas (1-23-94)
- vs. Dallas (1-17-93)
- vs. Washington (1-8-84)
- vs. Cincinnati (1-24-82), Super Bowl XVI

First Downs Rushing

- 16 vs. Miami (1-20-85), Super Bowl XIX
- 15 vs. Minnesota (1-3-98)
- 14 vs. Denver (1-28-90), Super Bowl XXIV

First Downs Rushing, Opponents

- 16 vs. Dallas (1-3-71)
- 12 vs. N.Y. Giants (1-4-87)
- 11 vs. Washington (1-8-84)

Fewest First Downs Rushing

- 1 vs. Green Bay (1-11-98)
- vs. N.Y. Giants (1-20-91)
- 2 (Several times) Last: vs. N.Y. Giants (1-4-87)
- 3 vs. Washington (1-12-91)
- vs. Washington (1-8-84)

Fewest First Downs Rushing, Opponents

- 0 vs. L.A. Rams (1-14-90)
- 2 vs. Minnesota (1-3-98)
- vs. Miami (1-20-85)
- 3 vs. Philadelphia (12-29-96)
- vs. N.Y. Giants (1-15-94)
- vs. N.Y. Giants (1-3-82)

First Downs Passing

- 17 vs. San Diego (1-29-95)
- vs. Dallas (1-20-82)
- 16 (Several times) Last: vs. Green Bay (1-6-96)
- 15 vs. Dallas (1-23-94)
- vs. Miami (1-20-85), Super Bowl XVI

First Downs Passing, Opponents

- 18 vs. Dallas (1-15-95)
- vs. Washington (1-12-91)
- 17 vs. Minnesota (1-6-90)
- vs. Miami (1-20-85), Super Bowl XIX

Fewest First Downs Passing

- 6 vs. Dallas (12-23-92)
- vs. N.Y. Giants (1-4-87)
- 7 vs. Dallas (1-2-72)
- 8 at Green Bay (1-4-97)
- vs. Minnesota (12-27-70)

Fewest First Downs Passing, Opponents

- 3 vs. Chicago (1-6-85)
- 5 at Green Bay (1-4-97)
- vs. Washington (12-26-71)
- vs. Dallas (1-3-71)
- 6 (Several times) Last: vs. N.Y. Giants (1-15-93)

First Downs By Penalty

- 4 vs. Minnesota (1-3-98)
- vs. Dallas (1-23-94)
- 3 vs. Green Bay (1-11-98)
- vs. Chicago (1-7-95)
- vs. N.Y. Giants (12-28-85)
- vs. Dallas (1-10-82)
- vs. N.Y. Giants (1-3-82)

First Downs By Penalty, Opponents

- 4 vs. N.Y. Giants (1-20-91)
- vs. Cincinnati (1-24-82), Super Bowl XVI
- 3 (Several times) Last: vs. Dallas (1-15-95)

TOTAL OFFENSE

Total Plays

- 86 vs. Green Bay (1-6-96)
- 77 vs. Denver (1-28-90), Super Bowl XXIV
- vs. L.A. Rams (1-14-90)
- 76 vs. Miami (1-20-85), Super Bowl XIX

Total Plays, Opponents

- 81 vs. Dallas (1-15-95)
- 79 vs. Minnesota (1-6-90)
- 77 vs. Dallas (12-23-72)

Fewest Total Plays

- 41 vs. N.Y. Giants (1-20-91)
- 47 vs. Dallas (1-2-72)
- 56 vs. Philadelphia (12-29-96)

Fewest Total Plays, Opponents

- 47 vs. L.A. Rams (1-14-90)
- 52 vs. Denver (1-28-90), Super Bowl XXIV
- 54 at Atlanta (1-9-99)

Net Yards

- 537 vs. Miami (1-20-85), Super Bowl XIX
- 461 vs. Denver (1-28-95), Super Bowl XXIV
- 455 vs. San Diego (1-29-95), Super Bowl XXIX

Net Yards, Opponents

- 451 vs. Dallas (1-15-95)
- 441 vs. Washington (1-12-91)
- 416 vs. Dallas (1-17-93)

Net Yards, Combined

- 851 vs. Miami (1-20-85), Super Bowl XIX
- 835 vs. Washington (1-8-84)
- 831 vs. Dallas (1-17-93)



RUSHING

Rushes

- 45 vs. L.A. Rams (1-14-90)
- 44 vs. Denver (1-28-90), Super Bowl XXIV
- 41 vs. Minnesota (1-3-98)

Rushes, Opponents

- 51 vs. Dallas (1-3-71)
- 46 at Dallas (1-2-72)
- 45 at Washington (1-8-84)

Fewest Rushes

- 11 vs. Dallas (1-3-71)
- 16 at Washington (1-8-84)
at Dallas (1-2-72)
- 18 vs. Green Bay (1-11-98)
at Green Bay (1-4-97)
vs. Green Bay (1-6-96)
vs. Minnesota (1-9-88)

Fewest Rushes, Opponents

- 9 vs. Miami (1-20-85), Super Bowl XIX
- 10 vs. L.A. Rams (1-14-90)
- 17 vs. Denver (1-28-90), Super Bowl XXIV

Net Rushing Yards

- 211 vs. Miami (1-20-85), Super Bowl XIX
- 201 vs. Minnesota (1-1-89)
- 187 vs. Washington (1-9-93)

Net Rushing Yards, Opponents

- 229 vs. Dallas (1-3-71)
- 216 at N.Y. Giants (1-4-87)
- 188 vs. Detroit (12-31-83)

Fewest Net Rushing Yards

- 29 at N.Y. Giants (1-4-87)
- 33 vs. Green Bay (1-11-98)
- 39 vs. N.Y. Giants (1-20-91)

Fewest Net Rushing Yards, Opponents

- 25 vs. Miami (1-20-85), Super Bowl XIX
- 26 vs. L.A. Rams (1-14-90)
- 39 vs. Chicago (1-7-95)

Rushing Average

- 6.4 vs. Minnesota (1-9-88)
- 6.0 vs. Washington (1-9-93)
- 5.9 vs. Minnesota (1-1-89)

Rushing Average, Opponents

- 5.4 vs. Detroit (12-31-83)
- 5.3 vs. Dallas (12-23-72)
- 4.9 at N.Y. Giants (1-4-87)

Lowest Rushing Average

- 1.5 at N.Y. Giants (1-4-87)
- 1.8 vs. Green Bay (1-11-98)
- 1.9 vs. Washington (1-12-91)

Lowest Rushing Average, Opponents

- 2.2 vs. Chicago (1-7-95)
vs. N.Y. Giants (1-15-94)
- 2.5 vs. Washington (12-26-71)

PASSING

Attempts

- 65 vs. Green Bay (1-6-96)
- 48 at N.Y. Giants (12-28-85)
at Washington (1-8-84)
- 45 at Dallas (1-23-94)

Attempts, Opponents

- 55 vs. San Diego (1-29-95),
Super Bowl XXIX
- 54 vs. Minnesota (1-6-90)
- 53 vs. Dallas (1-15-95)

Fewest Attempts

- 19 vs. Washington (12-26-71)
- 21 vs. Philadelphia (12-29-96)
- 22 vs. Cincinnati (1-24-82), Super Bowl XVI
vs. Dallas (12-23-72)
- 24 vs. N.Y. Giants (1-15-94)

Fewest Attempts, Opponents

- 15 at Green Bay (1-4-97)
- 18 at Dallas (1-2-72)
- 19 at Atlanta (1-9-99)
- 20 at N.Y. Giants (1-4-87)
- 22 vs. Chicago (1-6-85)
vs. Dallas (1-3-71)

Completions

- 32 vs. Green Bay (1-6-96)
- 27 at Dallas (1-23-94)
vs. L.A. Rams (1-14-90)
at N.Y. Giants (12-28-85)
at Washington (1-8-84)

Completions, Opponents

- 31 vs. Minnesota (1-6-90)
- 30 vs. Dallas (1-15-95)
- 29 vs. Chicago (1-7-95)
vs. Miami (1-20-85)

Fewest Completions

- 10 at Minnesota (12-26-71)
- 12 vs. Dallas (12-23-72)
- 13 vs. Dallas (1-15-95)

Fewest Completions, Opponents

- 7 vs. Dallas (1-3-71)
- 9 at Dallas (1-2-72)
at Minnesota (12-27-70)
- 10 at N.Y. Giants (1-4-87)

Net Passing Yards

- 347 at Washington (1-8-84)
- 339 vs. Cincinnati (1-22-89), Super Bowl XXIV
- 326 vs. Miami (1-20-85), Super Bowl XIX

Net Passing Yards, Opponents

- 361 vs. Washington (1-12-91)
- 352 vs. Dallas (1-15-95)
- 321 vs. Minnesota (1-3-98)

Fewest Net Passing Yards

- 128 at Green Bay (1-4-97)
- 148 vs. Cincinnati (1-24-82), Super Bowl XVI
- 150 vs. Dallas (12-23-72)

Fewest Net Passing Yards, Opponents

- 37 vs. Chicago (1-6-85)
- 71 at Green Bay (1-4-97)
- 72 at Dallas (1-2-72)

Completion Percentage

- 87.1 vs. L.A. Rams (1-14-90)
- 79.2 vs. N.Y. Giants (1-15-94)
- 75.0 vs. Denver (1-28-90), Super Bowl XXIV

Completion Percentage, Opponents

- 75.0 vs. Chicago (1-6-96)
- 73.5 vs. Cincinnati (1-24-82), Super Bowl XVI
- 73.3 at Green Bay (1-4-97)

Lowest Completion Percentage

- 40.5 at N.Y. Giants (1-4-87)
- 44.8 vs. Dallas (1-15-95)
- 46.7 at Dallas (1-2-72)

Lowest Completion Percentage, Opponents

- 31.8 vs. Dallas (1-3-71)
- 33.3 at Minnesota (12-27-70)
- 37.9 vs. Denver (1-28-90), Super Bowl XXIV

**Average Gain Per Attempt**

- 9.6 vs. Denver (1-28-90), Super Bowl XXIV
- vs. Minnesota (1-6-90)
- 9.4 vs. Dallas (1-15-94)
- 9.2 at Chicago (1-8-89)

Average Gain Per Attempt, Opponents

- 10.1 vs. Chicago (1-6-96)
- 8.4 at Dallas (1-23-94)
- 8.0 vs. Minnesota (1-3-98)

Sacks By

- 9 vs. Chicago (1-6-85)
- 6 vs. Denver (1-28-90), Super Bowl XXIV
- vs. Minnesota (1-1-89)
- vs. N.Y. Giants (12-29-84)
- 5 vs. Washington (1-9-93)
- vs. Cincinnati (1-22-89)

Sacks By, Opponents

- 4 (Several times) Last: vs. Green Bay (1-11-98)
- 3 (Several times) Last: vs. Chicago (1-6-96)
- 2 (Several times) Last: vs. Washington (1-9-93)

Sack Yardage

- 50 vs. Chicago (1-6-85)
- 42 vs. N.Y. Giants (12-29-84)
- 39 vs. Minnesota (1-6-90)

Sack Yardage, Opponents

- 28 vs. N.Y. Giants (12-29-84)
- at N.Y. Giants (12-28-85)
- 26 vs. Green Bay (1-11-98)
- 24 vs. Minnesota (1-9-88)

Interceptions By

- 5 vs. Detroit (12-31-83)
- 4 vs. Minnesota (1-6-90)
- 3 vs. Philadelphia (12-29-96)
- vs. San Diego (1-29-95), Super Bowl XXIX

Interceptions By, Opponents

- 3 (Several times) Last: at Atlanta (1-9-99)
- 2 (Several times) Last: vs. Green Bay (1-3-99)
- 1 (Several times) Last: vs. Minnesota (1-3-98)

FUMBLES/PENALTIES**Fumbles**

- 6 vs. Detroit (12-22-57)
- 5 vs. Dallas (12-23-72)
- at Minnesota (12-27-70)
- 4 vs. Green Bay (1-11-98)
- vs. Washington (1-9-93)
- vs. Cincinnati (1-22-89)
- at Washington (1-8-84)

Fumbles, Opponents

- 4 (Several times) Last: vs. Dallas (1-10-82)
- 3 (Several times) Last: vs. Washington (1-9-93)
- 2 (Several times) Last: vs. Dallas (1-15-95)

Fumbles Lost

- 3 vs. Washington (1-9-93)
- vs. Dallas (1-10-82)
- at Minnesota (12-27-70)
- vs. Detroit (12-22-57)

Fumbles Lost, Opponents

- 3 vs. Dallas (12-23-72)
- vs. Detroit (12-22-57)
- 2 (Several times) Last: vs. Green Bay (1-3-99)

Penalties

- 14 vs. N.Y. Giants (1-3-82)
- 11 at N.Y. Giants (1-4-87)
- 9 vs. N.Y. Giants (1-20-91)
- vs. Minnesota (1-6-90)

Penalties, Opponents

- 12 vs. Minnesota (1-3-98)
- 9 vs. Green Bay (1-11-98)
- vs. Dallas (1-15-95)
- vs. Minnesota (1-1-89)
- vs. N.Y. Giants (1-3-82)
- 8 vs. Cincinnati (1-24-82), Super Bowl XVI

Yards Penalized

- 145 vs. N.Y. Giants (1-3-82)

Yards Penalized, Opponents

- 98 vs. Dallas (1-15-95)
- 91 vs. Minnesota (1-3-98)

Fewest Penalties

- 0 at Chicago (1-8-89)
- 1 at Dallas (1-2-72)
- 2 vs. Miami (1-20-85), Super Bowl XIX

Fewest Penalties, Opponents

- 0 vs. Denver (1-28-90), Super Bowl XXIV
- 1 at Green Bay (1-4-97)
- vs. Washington (1-12-91)
- at Miami (1-20-85), Super Bowl XIX
- vs. Minnesota (12-27-70)
- 2 (Several times) Last: vs. L.A. Rams (1-14-90)

PUNTS/KICKS**Punts**

- 10 at N.Y. Giants (1-4-87)
- vs. Washington (12-26-71)
- 8 at Minnesota (12-27-70)
- 7 at Washington (1-8-84)

Punts, Opponents

- 7 (Several times) Last: vs. Minnesota (1-3-98)
- 6 (Several times) Last: at Green Bay (1-4-97)
- 5 (Several times) Last: vs. Philadelphia (12-29-96)

Fewest Punts

- 1 vs. Dallas (1-17-93)
- 2 vs. Chicago (1-7-95)
- vs. Washington (1-9-93)
- vs. L.A. Rams (1-14-90)
- 3 (Several times) Last: Green Bay (1-3-99)

Fewest Punts, Opponents

- 1 vs. Dallas (1-15-95)
- 2 vs. Green Bay (1-3-99)
- vs. Washington (1-9-93)
- vs. Detroit (12-31-83)
- 3 at Atlanta (1-9-99)
- vs. N.Y. Giants (1-20-91)
- vs. Cincinnati (1-24-82), Super Bowl XVI

Punting Yards

- 400 at N.Y. Giants (1-4-87)
- 337 vs. Washington (12-26-71)
- 270 at Minnesota (12-27-70)

Punting Yards, Opponents

- 307 at N.Y. Giants (1-4-87)
- 302 vs. Chicago (1-6-85)
- 276 at Minnesota (12-27-70)

Fewest Punting Yards

- 57 vs. Dallas (1-17-93)
- 62 vs. L.A. Rams (1-14-90)
- 77 vs. Chicago (1-7-95)

Fewest Punting Yards, Opponents

- 23 vs. Dallas (1-15-95)
- 72 vs. Washington (1-9-93)
- 73 vs. Detroit (12-31-83)

**Punting Average (4+ punts)**

- 47.3 at Atlanta (1-9-99)
- 46.3 at Cincinnati (1-24-82)
- 45.5 at Dallas (1-23-94)
- 44.0 vs. Green Bay (1-6-96)

Punting Average, Opponents (4+ punts)

- 48.8 vs. San Diego (1-29-95), Super Bowl XXIX
- 46.0 vs. Washington (12-26-71)
- 45.0 at Dallas (1-2-72)

Lowest Punting Average

- 30.8 vs. Minnesota (1-6-90)
- 33.5 at Washington (1-8-84)
- 33.8 at Minnesota (12-27-70)

Lowest Punting Average, Opponents

- 25.6 vs. Minnesota (1-6-90)
- 29.9 vs. Minnesota (1-3-98)
- 31.4 at L.A. Rams (1-14-90)
- at Chicago (1-8-89)

Punt Returns

- 7 at Chicago (1-8-89)
- 5 vs. Miami (1-20-85), Super Bowl XIX
- at Minnesota (12-27-70)
- 4 vs. Chicago (1-6-85)

Punt Returns, Opponents

- 7 at N.Y. Giants (1-4-87)
- 6 at Chicago (1-8-89)
- 5 at N.Y. Giants (1-20-91)

Punt Return Yards

- 69 vs. Chicago (1-6-85)
- at Minnesota (12-27-70)
- 56 vs. Cincinnati (1-22-89), Super Bowl XXIII
- 51 vs. Miami (1-20-85), Super Bowl XIX

Punt Return Yards, Opponents

- 117 at Green Bay (1-4-97)
- 58 vs. Washington (12-26-71)
- 57 at N.Y. Giants (1-4-87)

Kickoff Returns

- 8 vs. Minnesota (1-9-88)
- 7 at N.Y. Giants (1-4-87)
- 6 vs. Green Bay (1-3-99)
- at Dallas (1-23-94)
- vs. Dallas (1-4-87)

Kickoff Returns, Opponents

- 9 vs. Denver (1-28-90), Super Bowl XXIV
- 8 vs. San Diego (1-29-95), Super Bowl XXIX
- 7 (Several times) Last: vs. Green Bay (1-3-99)

Kickoff Return Yards

- 146 at Dallas (12-23-72)
- 134 vs. Green Bay (1-11-98)
- 130 at Minnesota (1-9-88)

Kickoff Return Yards, Opponents

- 242 vs. San Diego (1-29-95)
- 196 vs. Denver (1-28-90)
- 194 vs. Green Bay (1-3-99)
- 189 vs. Washington (12-26-71)

49ERS SINGLE-GAME INDIVIDUAL NFL POSTSEASON RECORDS

SCORING

Points

- 30 Ricky Watters vs. N.Y. Giants (1-15-94), 5TDs

Points, Opponent

- 18 Chuck Nelson vs. Minnesota (1-9-88), 5FGs, 3PATs

RUSHING

Attempts

- 27 Ken Willard at Minnesota (12-27-70), 27-85

Attempts, Opponent

- 36 John Riggins at Washington (1-8-84)

Yards

- 135 Roger Craig vs. Minnesota (1-1-89)

Yards, Opponent

- 159 Joe Morris at N.Y. Giants (1-4-87)

Average Gain

- 12.0 Steve Young vs. Minnesota (1-9-88), 6-72

Average Gain, Opponent

- 7.8 Thomas Tracey vs. Detroit (12-22-57), 11-86

Rushing TDs

- 5* Ricky Watters vs. N.Y. Giants (1-15-94)

PASSING

Attempts

- 65* Steve Young vs. Green Bay (1-6-96)
- 48 Joe Montana at Washington (1-8-84)

Attempts, Opponent

- 53 Troy Aikman vs. Dallas (1-15-95)

*NFL Postseason Record

Completions

- 32 Steve Young vs. Green Bay (1-6-96)
- 27 Joe Montana at Washington (1-8-84)

Completions, Opponent

- 30 Troy Aikman vs. Dallas (1-15-95)

Net Yards

- 357 Joe Montana vs. Cincinnati (1-22-89)

Net Yards, Opponent

- 361 Mark Rypien vs. Washington (1-12-91)

Completion Percentage

- 86.7 Joe Montana vs. L.A. Rams (1-14-90), 26-30

Completion Percentage, Opponent

- 75.0 Brett Favre vs. Green Bay (1-6-96), 21-28
- 73.3 Brett Favre at Green Bay (1-4-97), 11-15
- 73.5 Ken Anderson vs. Cincinnati (1-24-82), Super Bowl XVI, 25-34

TD Passes

- 6 Steve Young vs. San Diego (1-29-95), Super Bowl XXIX

TD Passes, Opponent

- 4 Phil Simms at N.Y. Giants (1-4-87)

RECEIVING

Receptions

- 11 Jerry Rice vs. Cincinnati (1-22-89), Super Bowl XXIII

Receptions, Opponent

- 11 Dan Ross vs. Cincinnati (1-24-82), Super Bowl XVI

Receiving Yards

- 215 Jerry Rice vs. Cincinnati (1-22-89), Super Bowl XXIII

**Receiving Yards, Opponent**

227 Anthony Carter vs. Minnesota (1-9-88)

Receiving TDs

- 3 Jerry Rice vs. San Diego (1-29-95),
Super Bowl XXIX
Jerry Rice vs. Denver (1-28-90),
Super Bowl XXIV
Jerry Rice vs. Minnesota (1-1-89)

INTERCEPTIONS

Interceptions

- 2 Eric Davis vs. Dallas (1-15-95)
Skip Vanderbundt vs. Dallas (12-23-72)
Ronnie Lott vs. N.Y. Giants (1-3-82)
Riki Ellison vs. Detroit (12-31-82)
Ronnie Lott vs. Minnesota (1-1-89)

Interceptions, Opponent

- 2 William White at Atlanta (1-9-99)
Eugene Robinson at Atlanta (1-4-97)
Charlie Waters vs. Dallas (12-23-72)
Everson Walls vs. Dallas (1-10-82)
Gary Reasons vs. N.Y. Giants (12-29-84)
Gary Fencik vs. Chicago (1-6-85)

Interception Return Yards61 Michael Carter vs. Washington
(1-12-91), 1-61t**Interception Return Yards, Opponent**

- 77 Eugene Robinson at Atlanta (1-9-99) 1-77
45 Reggie Rutland vs. Minnesota
(1-9-88), 1-45t

PUNTING

Punts10 Steve Spurrier vs. Washington (12-26-71)
Max Runager at N.Y. Giants (1-4-87)**Punts, Opponent**

- 7 Mitch Berger, vs. Minnesota (1-3-98)
Tom McNeil at Minnesota (12-27-70)
Dave Finzer vs. Chicago (1-6-85)
Bucky Scribner vs. Minnesota (1-1-89)
Bryan Wagner at Chicago (1-8-89)
Dale Hatcher vs. L.A. Rams (1-14-90)

Punting Yards

400 Max Runager at N.Y. Giants (1-4-87)

Punting Yards, Opponent

302 Dave Finzer vs. Chicago (1-6-85)

Punting Average (4+ punts)46.3 Jim Miller vs. Cincinnati (1-24-82),
Super Bowl XVI, 4-185**Punting Average, Opponent (4+ punts)**48.8 Bryan Wagner vs. San Diego
(1-29-95), Super Bowl XXIX, 4-195

TACKLES

Total Tackles

- 13 Gary Plummer vs. Chicago (1-7-95),
11 solo, 2 asst.
Carlton Williamson vs. Detroit
(12-31-83), 11 solo, 2 asst.

Total Tackles, Opponent

- 12 Eugene Daniel, vs. Minnesota (1-3-98),
9 solo, 3 asst.
Bill Currier vs. N.Y. Giants (12-29-84),
8 solo, 4 asst.

Solo Tackles

- 12 Ken Norton Jr. vs. Philadelphia (12-29-96)
11 Gary Plummer vs. Chicago (1-7-95)
Carlton Williamson vs. Detroit (12-31-83)
Michael Walter at Chicago (1-8-89)

Solo Tackles, Opponent

- 10 Wayne Simmons vs. Green Bay (1-6-96)
Ross Browner vs. Cincinnati
(1-24-82), Super Bowl XVI
Ken Coffey vs. Washington (1-8-84)

Assisted Tackles

- 8 Cedrick Hardman at Dallas (1-2-72)
Frank Nunley at Dallas (1-2-72)

Assisted Tackles, Opponent

- 6 Alvin Hall vs. Detroit (12-31-83)

Sacks

- 3.5 Cedrick Hardman vs. Dallas (1-2-72)

LONGEST POSTSEASON PLAYS

Rush

80t Roger Craig vs. Minnesota (1-1-89)

Rush, Opponent

58t Thomas Tracey vs. Detroit (12-22-57)

Pass78t John Brodie to Gene Washington
vs. Washington (12-26-71)**Pass, Opponent**72t Scott Brunner to Earnest Gray vs.
N.Y. Giants (1-3-82)**Field Goal**

48 Wade Richey vs. Green Bay (1-3-99)

Field Goal, Opponent

54 Eddie Murray vs. Detroit (12-31-83)

Interception Return

61t Michael Carter vs. Washington (1-12-91)

Interception Return, Opponent

77 Eugene Robinson (1-9-99)

Punt59 Steve Spurrier vs. Dallas (1-3-71)
Steve Spurrier at Minnesota (12-27-70)**Punt, Opponent**

66 Mike Bragg vs. Washington (12-26-71)

Punt Return45 John Taylor vs. Cincinnati (1-22-89),
Super Bowl XXIII**Punt Return, Opponent**

71t Desmond Howard at Green Bay (1-4-97)

Kickoff Return

97t Vic Washington vs. Dallas (12-23-72)

Kickoff Return, Opponent98t Andre Coleman vs. San Diego
(1-29-95), Super Bowl XXIX



49ERS NFL POSTSEASON CAREER STATISTICAL LEADERS

SCORING

| Player | TD | R | P | RT | FG | PAT | SF | TP |
|--------------------------|----|---|----|----|-------|-------|----|-----|
| 1. Rice, Jerry..... | 19 | 0 | 19 | 0 | - | - | - | 114 |
| 2. Cofer, Mike..... | - | - | - | - | 12/19 | 42/47 | 0 | 78 |
| 3. Wersching, Ray..... | - | - | - | - | 13/22 | 30/30 | 0 | 69 |
| 4. Watters, Ricky..... | 10 | 7 | 3 | 0 | - | - | - | 60 |
| 5. Craig, Roger..... | 9 | 7 | 2 | 0 | - | - | - | 54 |
| 6. Young, Steve..... | 8 | 8 | 0 | - | - | - | - | 48 |
| 7. Solomon, Freddie..... | 0 | 6 | 0 | - | - | - | - | 36 |
| Taylor, John..... | 0 | 6 | 0 | - | - | - | - | 36 |

RUSHING

| Player | Att. | Yds. | Avg. | Long | TD |
|------------------------|------|------|------|------|----|
| 1. Craig, Roger..... | 202 | 816 | 4.0 | 81t | 7 |
| 2. Young, Steve..... | 96 | 585 | 6.1 | 42 | 8 |
| 3. Watters, Ricky..... | 105 | 481 | 4.6 | 21 | 7 |
| 4. Tyler, Wendell..... | 73 | 338 | 4.6 | 25 | 2 |
| 5. Montana, Joe..... | 54 | 296 | 5.5 | 53 | 2 |

PASSING

| Player | Att. | Comp. | Yds. | Pct. | TD | Int. |
|----------------------|------|-------|-------|------|----|------|
| 1. Montana, Joe..... | 593 | 375 | 4,758 | .632 | 39 | 17 |
| 2. Young, Steve..... | 471 | 292 | 3,326 | .620 | 20 | 13 |
| 3. Brodie, John..... | 143 | 71 | 973 | .497 | 4 | 7 |
| 4. Tittle, Y.A..... | 31 | 18 | 248 | .581 | 3 | 3 |
| 5. Kemp, Jeff..... | 22 | 7 | 64 | .318 | 0 | 1 |

RECEIVING

| Player | No. | Yds. | Avg. | Long | TD |
|--------------------------|-----|-------|------|------|----|
| 1. Rice, Jerry..... | 124 | 1,796 | 14.5 | 72t | 19 |
| 2. Jones, Brent..... | 60 | 740 | 12.3 | 47 | 5 |
| 3. Taylor, John..... | 46 | 734 | 16.0 | 61t | 6 |
| 4. Clark, Dwight..... | 48 | 726 | 15.1 | 39 | 3 |
| 5. Craig, Roger..... | 63 | 606 | 9.6 | 40 | 2 |
| 6. Solomon, Freddie..... | 34 | 537 | 15.8 | 76t | 6 |
| 7. Stokes, J.J..... | 28 | 356 | 12.7 | 43 | 0 |
| 8. Rathman, Tom..... | 38 | 327 | 8.6 | 22 | 1 |
| 9. Francis, Russ..... | 23 | 277 | 12.0 | 27 | 1 |
| 10. Watters, Ricky..... | 27 | 275 | 10.2 | 51t | 3 |

INTERCEPTIONS

| Player | No. | Yds. | Avg. | Long | TD |
|--------------------------|-----|------|------|------|----|
| 1. Lott, Ronnie..... | 8 | 152 | 19.0 | 58t | 2 |
| 2. Davis, Eric..... | 6 | 50 | 8.3 | 44t | 1 |
| 3. Hicks, Dwight..... | 3 | 49 | 16.0 | 27 | 0 |
| Wright, Eric..... | 3 | 25 | 8.3 | 25 | 0 |
| Ellison, Riki..... | 3 | 20 | 6.7 | 12 | 0 |
| 6. McKyer, Tim..... | 2 | 68 | 34.0 | 41 | 0 |
| Brooks, Chet..... | 2 | 66 | 33.0 | 38 | 0 |
| Fuller, Jeff..... | 2 | 48 | 24.0 | 48t | 1 |
| Turner, Keena..... | 2 | 26 | 13.0 | 15 | 0 |
| Sanders, Deion..... | 2 | 15 | 7.5 | 15 | 0 |
| Vanderbundt, Skip..... | 2 | 4 | 2.0 | 4 | 0 |
| Williamson, Carlton..... | 2 | 2 | 1.0 | 2 | 0 |



PUNTING

| Player | No. | Yds. | Avg. | Long | BK |
|----------------------------|-----|-------|------|------|----|
| 1. Helton, Barry | 35 | 1,288 | 36.8 | 55 | 0 |
| 2. Runager, Max..... | 33 | 1,298 | 39.3 | 49 | 0 |
| 3. Thompson, Tommy | 29 | 1,093 | 37.7 | 55 | 0 |
| 4. Spurrier, Steve | 29 | 1,041 | 35.9 | 59 | 0 |
| 5. Wilmsmeyer, Klaus | 22 | 907 | 41.2 | 57 | 0 |
| 6. Miller, Jim | 12 | 498 | 41.5 | 52 | 0 |

PUNT RETURN YARDS

| Player | No. | Yds. | Avg. | FC | Long | TD |
|-------------------------|-----|------|------|----|------|----|
| 1. Taylor, John | 18 | 189 | 10.5 | 14 | 45 | 0 |
| 2. McLemore, Dana | 17 | 156 | 9.2 | 5 | 28 | 0 |
| 3. Carter, Dexter..... | 10 | 80 | 8.0 | 1 | 31 | 0 |
| 4. Taylor, Bruce | 5 | 67 | 13.4 | 1 | 30 | 0 |
| 5. Kirby, Terry | 5 | 33 | 6.6 | 1 | 15 | 0 |
| 6. Grant, Alan..... | 3 | 30 | 10.0 | 15 | 0 | 0 |
| McQuarters, R.W. | 3 | 19 | 6.3 | 1 | 19 | 0 |

KICKOFF RETURN YARDS

| Player | No. | Yds. | Avg. | Long | TD |
|--------------------------|-----|------|------|------|----|
| 1. Carter, Dexter..... | 19 | 341 | 17.9 | 34 | 0 |
| 2. Washington, Vic | 9 | 250 | 27.8 | 97t | 1 |
| 3. McQuarters, R.W. | 9 | 185 | 20.6 | 25 | 0 |
| 4. Lawrence, Amos | 7 | 165 | 23.6 | 47 | 0 |
| 5. Levy, Chuck..... | 5 | 155 | 31.0 | 95t | 1 |
| 6. McLemore, Dana | 7 | 142 | 20.3 | 26 | 0 |
| 7. Logan, Marc..... | 7 | 126 | 18.0 | 50 | 0 |

SACKS

| Player | Sacks | Yards Lost |
|--------------------------|-------|------------|
| 1. Hardman, Cedrick..... | 9.0 | 65.0 |
| 2. Board, Dwaine | 8.0 | 71.0 |
| 3. Haley, Charles..... | 7.5 | 58.5 |
| 4. Dean, Fred..... | 6.5 | 50.5 |
| Harris, Tim | 6.5 | 41.5 |
| 6. Stubbs, Daniel | 5.0 | 36.0 |
| Stubblefield, Dana | 5.0 | 35.0 |

PLAYOFF BOUND

The 49ers have made more playoff appearances than any team in the NFL since 1986. The Niners have won a league-best 10 divisional titles while claiming 12 playoff berths in the last 15 years. Overall, San Francisco has played 39 postseason games to rank second all-time. The Dallas Cowboys have played in a league-high 52 playoff games, while the Oakland Raiders rank third with 38 games.



49ERS BIG DAYS POSTSEASON

RUSHING

| | |
|--|-------------------|
| 135 - Roger Craig vs. Minnesota..... | January 1, 1989 |
| 128 - Garrison Hearst vs. Green Bay..... | January 3, 1999 |
| 125 - Roger Craig vs. Minnesota..... | January 6, 1990 |
| 120 - Terry Kirby vs. Minnesota..... | January 3, 1998 |
| 118 - Ricky Watters vs. N.Y. Giants..... | January 15, 1994 |
| 93 - Roger Craig vs. L.A. Rams..... | January 14, 1990 |
| 85 - Ken Willard at Minnesota..... | December 27, 1970 |
| 83 - Ricky Watters vs. Washington..... | January 9, 1993 |
| 82 - Hugh McElhenny vs. Detroit..... | December 22, 1957 |
| 77 - Steve Young vs. Green Bay..... | January 6, 1996 |
| 74 - Wendell Tyler vs. Detroit..... | December 31, 1983 |
| 73 - Steve Young vs. Washington..... | January 9, 1983 |

PASSING

| | |
|--|------------------------------|
| 357 - Joe Montana vs. Cincinnati..... | January 22, 1989 (23 of 36) |
| 347 - Joe Montana at Washington..... | January 8, 1984 (27 of 48) |
| 331 - Joe Montana vs. Miami..... | January 20, 1985 (24 of 35) |
| 328 - Steve Young vs. Green Bay..... | January 6, 1996 (32 of 65) |
| 325 - Steve Young vs. San Diego..... | January 29, 1995 (24 of 36) |
| 313 - Steve Young vs. Dallas..... | January 17, 1993 (25 of 35) |
| 309 - Joe Montana vs. N.Y. Giants..... | December 29, 1984 (25 of 39) |
| 304 - Joe Montana vs. N.Y. Giants..... | January 3, 1982 (20 of 31) |
| 297 - Joe Montana vs. Denver..... | January 20, 1990 (22 of 29) |
| 296 - Joe Montana at N.Y. Giants..... | December 29, 1985 (26 of 47) |

RECEIVING

| | |
|---|-------------------------------|
| 215 - Jerry Rice vs. Cincinnati..... | January 22, 1989 (11 catches) |
| 149 - Jerry Rice vs. San Diego..... | January 29, 1995 (10 catches) |
| 148 - Jerry Rice vs. Denver..... | January 28, 1990 (7 catches) |
| 133 - Jerry Rice at Chicago..... | January 8, 1989 (5 catches) |
| 123 - Jerry Rice vs. Dallas..... | January 17, 1993 (8 catches) |
| 120 - Dwight Clark vs. Dallas..... | January 10, 1982 (8 catches) |
| 120 - Dwight Clark at N.Y. Giants..... | December 29, 1985 (8 catches) |
| 117 - Jerry Rice vs. Green Bay..... | January 6, 1996 (11 catches) |
| 114 - Jerry Rice vs. Minnesota..... | January 6, 1990 (6 catches) |
| 112 - Brent Jones vs. Green Bay..... | January 6, 1996 (8 catches) |
| 112 - Dwight Clark vs. N.Y. Giants..... | December 29, 1984 (9 catches) |

TOTAL YARDS RUSHING AND RECEIVING

| | |
|--|---------------------------------------|
| 220 - Jerry Rice vs. Cincinnati..... | January 22, 1989 (5 rush., 215 rec.) |
| 178 - Hugh McElhenny vs. Detroit..... | December 22, 1957 (82 rush., 96 rec.) |
| 172 - Roger Craig vs. Cincinnati..... | January 22, 1989 (101 rush., 71 rec.) |
| 164 - Ricky Watters vs. N.Y. Giants..... | January 15, 1994 (118 rush., 46 rec.) |
| 161 - Roger Craig vs. Minnesota..... | January 1, 1989 (135 rush., 26 rec.) |
| 144 - Terry Kirby vs. Minnesota..... | January 3, 1998 (120 rush., 24 rec.) |
| 143 - Garrison Hearst vs. Green Bay..... | January 3, 1999 (128 rush., 15 rec.) |
| 140 - Roger Craig vs. Miami..... | January 20, 1985 (58 rush., 82 rec.) |
| 138 - Ricky Watters vs. Dallas..... | January 17, 1993 (69 rush., 69 rec.) |
| 135 - Wendell Tyler vs. Miami..... | January 20, 1985 (65 rush., 70 rec.) |
| 133 - Roger Craig vs. L.A. Rams..... | January 14, 1990 (93 rush., 40 rec.) |
| 108 - Ricky Watters vs. San Diego..... | January 29, 1995 (61 rush., 47 rec.) |

POSTSEASON PRODUCTION

San Francisco is tied for the NFL's second-best winning percentage in post-season history. The 49ers have gone 24-15 (.615) in 20 postseasons. The Green Bay Packers are first with a 22-10 (.688) record, while Dallas ties the 49ers for second at 32-20 (.615).



49ERS LONGEST PLAYS POSTSEASON

TOP-10 LONG RUNS FROM SCRIMMAGE

| | | |
|-----|------------------------------------|-------------------|
| 80t | Roger Craig vs. Minnesota..... | January 8, 1989 |
| 71 | Hugh McElhenny vs. Detroit..... | December 22, 1957 |
| 53 | Joe Montana vs. N.Y. Giants..... | December 29, 1984 |
| 42 | Steve Young vs. Minnesota..... | January 9, 1988 |
| 41 | Steve Young vs. Green Bay..... | January 6, 1996 |
| 39 | Roger Craig vs. Chicago..... | January 6, 1989 |
| 29 | Roger Craig vs. Minnesota..... | January 6, 1990 |
| 27 | Vic Washington vs. Washington..... | January 26, 1971 |
| 25 | Wendell Tyler vs. Chicago..... | January 6, 1985 |
| 25 | Ricky Patton vs. N.Y. Giants..... | January 3, 1982 |

TOP-10 LONG PASSES

| | | |
|-----|---|-------------------|
| 78t | John Brodie to Gene Washington vs. Washington..... | December 26, 1970 |
| 76t | Joe Montana to Freddie Solomon at Washington..... | January 8, 1984 |
| 72t | Joe Montana to Jerry Rice vs. Minnesota..... | January 6, 1990 |
| 61t | Joe Montana to John Taylor vs. N.Y. Giants..... | January 20, 1991 |
| 61t | Joe Montana to Jerry Rice at Chicago..... | January 8, 1984 |
| 58t | Joe Montana to Freddie Solomon vs. N.Y. Giants..... | January 3, 1982 |
| 52 | John Brodie to Gene Washington vs. Dallas..... | December 23, 1972 |
| 51t | Steve Young to Ricky Watters vs. San Diego..... | January 29, 1995 |
| 48 | Steve Young to Terrell Owens vs. Minnesota..... | January 3, 1998 |
| 47 | Joe Montana to Brent Jones vs. Washington..... | January 12, 1991 |
| 47t | Y.A. Tittle to Hugh McElhenny vs. Detroit..... | December 22, 1957 |

TOP-5 LONG PUNT RETURNS

| | | |
|----|------------------------------------|-------------------|
| 45 | John Taylor vs. Cincinnati..... | January 22, 1989 |
| 31 | John Taylor vs. N.Y. Giants..... | January 20, 1991 |
| 31 | Dexter Carter vs. N.Y. Giants..... | January 15, 1994 |
| 30 | Bruce Taylor at Minnesota..... | December 27, 1970 |
| 28 | Dana McLemore vs. Miami..... | January 20, 1985 |

TOP-5 LONG KICKOFF RETURNS

| | | |
|-----|------------------------------------|-------------------|
| 97t | Vic Washington vs. Dallas..... | December 23, 1972 |
| 95t | Chuck Levy vs. Green Bay..... | January 11, 1998 |
| 50 | Marc Logan vs. Dallas..... | January 17, 1993 |
| 47 | Amos Lawrence vs. N.Y. Giants..... | January 3, 1982 |
| 34 | Dexter Carter vs. N.Y. Giants..... | January 15, 1995 |

TOP-5 LONG INTERCEPTION RETURNS

| | | |
|-----|------------------------------------|------------------|
| 61t | Michael Carter vs. Washington..... | January 12, 1991 |
| 58t | Ronnie Lott vs. Minnesota..... | January 6, 1990 |
| 48t | Jeff Fuller vs. Minnesota..... | January 9, 1988 |
| 44t | Eric Davis vs. Dallas..... | January 15, 1995 |
| 41 | Tim McKyer vs. Minnesota..... | January 6, 1990 |

LONG FUMBLE RETURNS

| | | |
|----|-------------------------------|------------------|
| 15 | Daniel Stubbs vs. Denver..... | January 20, 1990 |
|----|-------------------------------|------------------|

GROUND GAME

The 49ers have been difficult to beat in the postseason when they get their running game going. San Francisco is 22-4 when rushing for more than 100 yards and 8-0 when going over the 150-yard mark in the postseason. The 49ers are 19-2 when carrying the ball 30 times-or-more during the playoffs.



49ERS PLAYOFF HISTORY

'57 *Detroit Lions 31, 49ers 27* *NFL Divisional Playoff* *December 22 at Kezar Stadium (San Francisco, CA)*

San Francisco makes their first playoff appearance as an NFL team a memorable one, but come up a bit short against the Detroit Lions at venerable Kezar Stadium.

QB **Y.A. Tittle** completed 18-of-31 passes for 248 yards and three touchdowns for the 49ers. Tittle connected with **HB R.C. Owens** on a 34-yard scoring toss to record the first ever postseason touchdown for San Francisco. He also had touchdown connections with **RB Hugh McElhenny** and **WR Billy Wilson**. McElhenny caught six passes for a game-high 96 yards and rushed for 82 yards on 14 carries.

| | | | | | | |
|-------------|----|----|----|----|---|----|
| Lions | 0 | 7 | 14 | 10 | - | 31 |
| 49ers..... | 14 | 10 | 3 | 0 | - | 27 |

- 49ers — Owens 34 pass from Tittle (Soltau kick)
- 49ers — McElhenny 47 pass from Tittle (Soltau kick)
- Lions — Junker 4 pass from Rote (Martin kick)
- 49ers — Wilson 12 pass from Tittle (Soltau kick)
- 49ers — Soltau 25 field goal
- 49ers — Soltau 10 field goal
- Lions — Tracy 2 run (Martin kick)
- Lions — Tracy 58 run (Martin kick)
- Lions — Gedman 3 run (Martin kick)
- Lions — Martin 14 field goal

'70 *49ers 17, Minnesota 14* *NFC Divisional Playoff* *December 27 at Metropolitan Stadium (Bloomington, MN)*

QB **John Brodie** scored on a one-yard run with just under two minutes remaining to provide the difference as the 49ers claimed a 17-14 decision over Minnesota at a frigid Metropolitan Stadium.

San Francisco was trailing 7-0 in the first quarter when Brodie connected with **WR Dick Witcher** on a 24-yard scoring toss. Brodie completed 16-of-32 passes for 201 yards and one touchdown.

| | | | | | | |
|--------------|---|---|---|---|---|----|
| 49ers..... | 7 | 3 | 0 | 7 | - | 17 |
| Vikings..... | 7 | 0 | 0 | 7 | - | 14 |

- Vikings — Krause 22 fumble recovery (Cox kick)
- 49ers — Witcher 24 pass from Brodie (Gossett kick)
- 49ers — Gossett 40 field goal
- 49ers — Brodie 1 run (Gossett kick)
- Vikings — Washington 24 pass from Cuozzo (Cox kick)

'70 *Dallas Cowboys 17, 49ers 10* *NFC Championship* *January 3 at Kezar Stadium (San Francisco, CA)*

QB **John Brodie** passed for 262 yards and one touchdown, but it wasn't enough as the Cowboys advanced to Super Bowl V with a 17-10 win over the 49ers at Kezar Stadium.

RB Duane Thomas rushed for 143 yards and scored on 13-yard run in the third quarter to put Dallas ahead 10-3. Later in the quarter QB Craig Morton connected with RB Walt Garrison on a five-yard toss to put the Cowboys up 17-3.

San Francisco would add their final score on their next possession with a 26-yard Brodie to **WR Dick Witcher** touchdown, capping an eight-play, 73-yard drive.



| | | | | | | |
|---------------|---|---|----|---|---|----|
| Cowboys | 0 | 3 | 14 | 0 | - | 17 |
| 49ers | 3 | 0 | 7 | 0 | - | 10 |

- 49ers — Gossett 16 field goal
 Cowboys — Clark 21 field goal
 Cowboys — Thomas 13 run (Clark kick)
 Cowboys — Garrison 5 pass from Morton (Clark kick)
 49ers — Witcher 26 pass from Brodie (Gossett kick)

'71 49ers 24, Washington Redskins 20 NFC Divisional Playoff December 26 at Candlestick Park (San Francisco, CA)

QB **John Brodie** completed 10-of-19 passes for 176 yards and two touchdowns as San Francisco advanced to the NFC Championship Game with a 24-20 win over Washington at a wet and windy Candlestick Park.

Brodie hit WR **Gene Washington** on a 78-yard play for his first touchdown of the game that helped tie the score at 10-10. On the next 49er possession Brodie connected with WR **Bob Windsor** on a two-yard toss into the corner of the end zone that led to a 17-10 lead.

The 49ers would insure the victory when DT **Bob Hoskins** pounced on an errant snap from center and recovered for a touchdown with just under three minutes remaining in the game. LB **Frank Nunley** led the defensive effort with 11 tackles and a blocked field goal.

| | | | | | | |
|----------------|---|---|----|---|---|----|
| Redskins | 7 | 3 | 3 | 7 | - | 20 |
| 49ers | 0 | 3 | 14 | 7 | - | 24 |

- Redskins — Smith 5 pass from Kilmer (Knight kick)
 49ers — Gossett 23 field goal
 Redskins — Knight 40 field goal
 49ers — Washington 78 pass from Brodie (Gossett kick)
 49ers — Windsor 2 pass from Brodie (Gossett kick)
 Redskins — Knight 36 field goal
 49ers — Hoskins recovered fumble in end zone (Gossett kick)
 Redskins — Brown 16 pass from Kilmer (Knight kick)

'71 Dallas Cowboys 14, 49ers 3 NFC Championship January 2 at Texas Stadium (Irving, TX)

San Francisco and Dallas combined for just 483 yards of total offense in a low-scoring affair at Texas Stadium. The Cowboys received rushing touchdowns from RB Calvin Hill and RB Duane Thomas as they posted a 14-3 win and earned a bid to Super Bowl VI.

San Francisco was paced offensively by RB **Vic Washington** with 86 yards of total offense. QB **John Brodie** completed 14-of-30 passes for 184 yards, but was intercepted three times.

DE **Cedrick Hardman** had a big game with 12 tackles, including two sacks. DE **Tommy Hart** and LB **Frank Nunley** had 11 tackles each.

| | | | | | | |
|---------------|---|---|---|---|---|----|
| 49ers | 0 | 0 | 3 | 0 | - | 3 |
| Cowboys | 0 | 7 | 0 | 7 | - | 14 |

- Cowboys — Hill 1 run (Clark kick)
 49ers — Gossett 28 field goal
 Cowboys — D. Thomas 2 run (Clark kick)



'72

*Dallas Cowboys 30, 49ers 28**NFC Divisional Playoff**December 23 at Candlestick Park (San Francisco, CA)*

QB Roger Staubach came off the bench to rally the Dallas Cowboys with two touchdown passes in the closing minutes of regulation to post a 30-28 come-from-behind win over the 49ers.

Staubach connected with WR Billy Parks on a 20-yard touchdown with 1:30 remaining in the game. On the ensuing onside-kick the Cowboys recovered and three plays later Staubach connected with WR Ron Sellers for the game winner.

The outcome overshadowed several sparkling individual efforts for the 49ers. **RB Vic Washington** set a club record with his 97-yard touchdown return on the opening kickoff. **RB Larry Schreiber** also established a then club record by scoring three rushing touchdowns.

LB Ed Beard led the Niner defense with 10 tackles while **DE Cedrick Hardman** added three sacks.

| | | | | | | |
|---------------|---|----|---|----|---|----|
| Cowboys | 3 | 10 | 0 | 17 | - | 30 |
| 49ers..... | 7 | 14 | 7 | 0 | - | 28 |

49ers — Washington 97 kickoff return (Gossett kick)

Cowboys — Fritsch 37 field goal

49ers — Schreiber 1 run (Gossett kick)

49ers — Schreiber 1 run (Gossett kick)

Cowboys — Fritsch 45 field goal

Cowboys — Alworth 28 pass from Morton (Fritsch kick)

49ers — Schreiber 1 run (Gossett kick)

Cowboys — Fritsch 27 field goal

Cowboys — Parks 20 pass from Staubach (Fritsch kick)

Cowboys — Sellers 10 pass from Staubach (Fritsch kick)

'81

*49ers 38, New York Giants 24**NFC Divisional Playoff**January 3 at Candlestick Park (San Francisco, CA)*

San Francisco returned to the playoffs for the first time since 1972 and posted their first post-season win since 1971 with a 38-24 triumph over the visiting New York Giants.

Aiding the 49er cause was **CB Ronnie Lott** who intercepted two passes, including one he returned 20 yards for a touchdown, and recorded five tackles.

Offensively, the Niners were paced by **QB Joe Montana** who completed 20-of-31 passes for 304 yards and two touchdowns. Montana hit **TE Charlie Young** on an eight-yard toss in the first quarter and connected with **WR Freddie Solomon** on a 58-yard strike in the second. Solomon finished the day with six receptions for 107 yards. He was joined by **WR Dwight Clark** who had five receptions for 104 yards.

| | | | | | | |
|-------------|---|----|---|----|---|----|
| Giants..... | 7 | 3 | 7 | 7 | - | 24 |
| 49ers..... | 7 | 17 | 0 | 14 | - | 38 |

49ers — Young 8 pass from Montana (Wersching kick)

Giants — Gray 72 pass from Brunner (Danelo kick)

49ers — Wersching 22 field goal

49ers — Solomon 58 pass from Montana (Wersching kick)

49ers — Patton 25 run (Wersching kick)

Giants — Danelo 48 field goal

Giants — Perkins 59 pass from Brunner (Danelo kick)

49ers — Ring 3 run (Wersching kick)

49ers — Lott 20 interception (Wersching kick)

Giants — Perkins 17 pass from Brunner (Danelo kick)



'81

49ers 28, Dallas Cowboys 27
NFC Championship
January 10 at Candlestick Park (San Francisco, CA)

In the most memorable playoff game to date, the 49ers and Cowboys staged an epic battle. In what was a fitting ending for some and a heartbreaking one for others, it was the 49ers who came out on top 28-27.

QB Joe Montana capped a brilliant day with a six-yard touchdown pass to **WR Dwight Clark** late in the fourth quarter to overcome a six-point deficit. "The Catch," as it would come to be known, capped a 13-play, 89-yard drive that took over four minutes off the clock.

Montana finished the day with 286 yards on 22-of-35 passing and three touchdowns. Clark had one of his finest days, posting eight receptions for 120 yards and two touchdowns.

CB Carlton Williamson led the defensive charge with 12 tackles. **LB Jack Reynolds** added nine stops and **DT Archie Reese** added six.

| | | | | | | |
|---------------|----|---|---|----|---|----|
| Cowboys | 10 | 7 | 0 | 10 | - | 27 |
| 49ers | 7 | 7 | 7 | 7 | - | 28 |

- 49ers — Solomon 8 pass from Montana (Wersching kick)
 Cowboys — Septien 44 field goal
 Cowboys — Hill 26 pass from White (Septien kick)
 49ers — Clark 20 pass from Montana (Wersching kick)
 Cowboys — Dorsett 5 run (Septien kick)
 49ers — Davis 2 run (Wersching kick)
 Cowboys — Septien 22 field goal
 Cowboys — Cosbie 21 pass from White (Septien kick)
 49ers — Clark 6 pass from Montana (Wersching kick)

'81

49ers 26, Cincinnati Bengals 21
Super Bowl XVI
January 24 at Silverdome (Pontiac, MI)

QB Joe Montana accounted for two first half touchdowns and **K Ray Wersching** added two field goals as San Francisco built a 20-0 lead at the half and held on for a 26-21 victory over the Bengals for their first Super Bowl Championship.

Montana scored on a one-yard run in the first quarter and in the second he led the team on a 12-play, 92-yard drive that resulted in an 11-yard scoring toss to **FB Earl Cooper**. For the game, Montana completed 14-of-22 passes for 157 yards.

Wersching also had an impressive outing. The veteran kicker connected on all four field goal attempts in the game, hitting from 22, 26, 40 and 23 yards.

The 49er defense kept the potent Bengal attack in check for much of the game. Cincinnati **QB Ken Anderson** warmed up in the second half with three touchdowns, two of them pass plays to **TE Dan Ross**, but two fourth quarter field goals by Wersching put the game out of reach.

LB Jack Reynolds keyed the 49er defense with seven tackles and one sack. **LB Bob Leopold** also recorded seven tackles and **NT Archie Reese** added six stops.

| | | | | | | |
|--------------|---|----|---|----|---|----|
| 49ers | 7 | 13 | 0 | 6 | - | 26 |
| Bengals..... | 0 | 0 | 7 | 14 | - | 21 |

- 49ers — Montana 1 run (Wersching kick)
 49ers — Cooper 11 pass from Montana (Wersching kick)
 49ers — Wersching 22 field goal
 49ers — Wersching 26 field goal
 Bengals — Anderson 5 run (Breech kick)
 Bengals — Ross 4 pass from Anderson (Breech kick)
 49ers — Wersching 40 field goal
 49ers — Wersching 23 field goal
 Bengals — Ross 3 pass from Anderson (Breech kick)



'83

*49ers 24, Detroit Lions 23**NFC Divisional Playoff**December 31 at Candlestick Park (San Francisco, CA)*

WR **Freddie Solomon** caught a 14-yard touchdown pass from QB **Joe Montana** with two minutes remaining in the game to give San Francisco a 24-23 win over the visiting Detroit Lions and earn a berth in the NFC Championship Game.

San Francisco's defense kept the team alive on several occasions, intercepting Detroit QB Gary Danielson five times. LB **Riki Ellison** had two interceptions while LB **Keena Turner**, S **Dwight Hicks** and CB **Ronnie Lott** had one apiece.

RB **Wendell Tyler** and RB **Roger Craig** each scored a touchdown for San Francisco. Tyler rushed for 74 yards on 17 carries and also caught two passes for 15 yards. Craig led the Niners in receiving with seven receptions for 61 yards.

| | | | | | | |
|-------------|---|---|---|----|---|----|
| Lions | 3 | 6 | 0 | 14 | - | 23 |
| 49ers..... | 7 | 7 | 3 | 7 | - | 24 |

| | |
|-------|---|
| Lions | — Murray 37 field goal |
| 49ers | — Craig 1 run (Wersching kick) |
| 49ers | — Tyler 2 run (Wersching kick) |
| Lions | — Murray 21 field goal |
| Lions | — Murray 54 field goal |
| 49ers | — Wersching 19 field goal |
| Lions | — Sims 11 run (Murray kick) |
| Lions | — Sims 3 run (Murray kick) |
| 49ers | — Solomon 14 pass from Montana (Wersching kick) |

'83

*Washington Redskins 24, 49ers 21**NFC Championship**January 8 at RFK Stadium (Washington, DC)*

Mark Moseley connected on a 25-yard field goal with 40 seconds remaining to hand San Francisco a heartbreaking 24-21 defeat in the NFC Championship Game at RFK Stadium.

The defeat was especially hard to swallow after the 49ers fought back from a 21-0 deficit with 21 fourth-quarter points. QB **Joe Montana** hit WR **Mike Wilson** on a five-yard scoring strike 30 seconds into the fourth, snapping the shutout. On the next 49er possession, Montana hit WR **Freddie Solomon** on a 76-yard bomb to pull within seven at 21-14.

The Redskins were three and out on their next possession, which led to another Montana-to-Wilson touchdown and a tie ballgame. Unfortunately for the 49ers, the Redskins would launch a six-minute drive that led to the Moseley field goal and the end of the season.

Montana finished the game with his typically excellent numbers: 27-of-48 passes for 347 yards and three touchdowns. Solomon caught eight passes for 106 yards and one touchdown.

DT **Pete Kugler** led the defensive charge with 10 tackles. He was joined by S **Carlton Williamson** with eight tackles, and linebackers **Riki Ellison** and **Keena Turner** had six stops each.

| | | | | | | |
|----------------|---|---|----|----|---|----|
| 49ers..... | 0 | 0 | 0 | 21 | - | 21 |
| Redskins | 0 | 7 | 14 | 3 | - | 24 |

| | |
|----------|---|
| Redskins | — Riggins 4 run (Moseley kick) |
| Redskins | — Riggins 1 run (Moseley kick) |
| Redskins | — Brown 70 pass from Theismann (Moseley kick) |
| 49ers | — Wilson 5 pass from Montana (Wersching kick) |
| 49ers | — Solomon 76 pass from Montana (Wersching kick) |
| 49ers | — Wilson 12 pass from Montana (Wersching kick) |
| Redskins | — Moseley 25 field goal |



'84 *49ers 21, New York Giants 10* *NFC Divisional Playoff* *December 29 at Candlestick Park (San Francisco, CA)*

QB Joe Montana rushed for 63 yards, passed for 309 yards and the 49ers earned a date in the NFC Championship with a 21-10 win over the New York Giants.

San Francisco drew first blood when Montana hooked up with his favorite target, **WR Dwight Clark** on a 21-yard scoring toss just three minutes into the first quarter. Clark would finish the day with 112 yards on nine receptions.

On the Giants next possession, it was **S Ronnie Lott** who intercepted a QB Phil Simms pass and returned it 38 yards to the New York 12-yard line. Two plays later, Montana hit **TE Russ Francis** on a nine-yard strike to extend the lead to 14-0.

New York would pull within three following LB Harry Carson's interception and touchdown return off a tipped Montana pass seven minutes into the second quarter. Three minutes later, the 49ers answered when Montana hit **WR Freddie Solomon** on a 29-yard scoring completion to put San Francisco up 21-10.

DE Fred Dean recorded seven tackles and two sacks for the inspired 49er defense. **LB Jack Reynolds** added five tackles.

| | | | | | | |
|-------------|----|----|---|---|---|----|
| Giants..... | 0 | 10 | 0 | 0 | - | 10 |
| 49ers..... | 14 | 7 | 0 | 0 | - | 21 |

- 49ers — Clark 21 pass from Montana (Wersching kick)
 49ers — Francis 9 pass from Montana (Wersching kick)
 Giants — Haji-Sheikh 46 field goal
 Giants — Carson 14 interception return (Haji-Sheikh kick)
 49ers — Solomon 29 pass from Montana (Wersching kick)

'84 *49ers 23, Chicago Bears 0* *NFC Championship* *January 6 at Candlestick Park (San Francisco, CA)*

San Francisco advanced to Super Bowl XIX with a 23-0 win over the visiting Chicago Bears. The story of the day was the 49er defense that recorded nine sacks and held the Bears to 186 yards of total offense.

Leading the charge for the defense were **DE Gary Johnson** and **DT Michael Carter**. Neither Johnson nor Carter were starters in the game, yet they led the squad with two sacks and six tackles each. **LB Riki Ellison** recorded a team-high eight tackles.

Offensively, San Francisco was led by **QB Joe Montana** and **RB Wendell Tyler**. Montana threw for 233 yards and one touchdown, a 10-yard toss to **WR Freddie Solomon** in the fourth quarter. Tyler had 68 yards on 10 carries, and he scored on a nine-yard jaunt early in the third quarter.

| | | | | | | |
|------------|---|---|---|----|---|----|
| Bears..... | 0 | 0 | 0 | 0 | - | 0 |
| 49ers..... | 3 | 3 | 7 | 10 | - | 23 |

- 49ers — Wersching 21 field goal
 49ers — Wersching 22 field goal
 49ers — Tyler 9 run (Wersching kick)
 49ers — Solomon 10 pass from Montana (Wersching kick)
 49ers — Wersching 34 field goal



'84

*49ers 38, Miami Dolphins 16**Super Bowl XIX**January 20 at Stanford Stadium (Palo Alto, CA)*

QB Joe Montana passed for 331 yards and accounted for four touchdowns to lead San Francisco to a 38-16 win over the Miami Dolphins. For his efforts Montana was named as the Super Bowl MVP for the second time in his career. The game was played at nearby Stanford Stadium in Palo Alto in front of 84,059 fans.

Montana's first touchdown of the day came on a 33-yard strike to **RB Carl Monroe** late in the first quarter. He followed that with an eight-yard scoring toss to **RB Roger Craig** in the second, and on the next 49er possession Montana added his third score of the day, this time taking it in himself on a six-yard run.

His fourth and final score of the day came on a 16-yard pass to Craig midway through the third quarter. Craig also had an impressive day totaling 135 yards of total offense and adding two scores.

San Francisco rolled up an impressive 537 yards of total offense in the game, including 211 rushing yards.

S Carlton Williamson and **CB Eric Wright** each intercepted a **QB Dan Marino** pass. **LB Keena Turner** led the team with six tackles.

| | | | | | | |
|---------------|----|----|----|---|---|----|
| Dolphins..... | 10 | 6 | 0 | 0 | - | 16 |
| 49ers..... | 7 | 21 | 10 | 0 | - | 38 |

- Dolphins — von Schamann 37 field goal
- 49ers — Monroe 33 pass from Montana (Wersching kick)
- Dolphins — Johnson 2 pass from Marino (von Schamann kick)
- 49ers — Craig 8 pass from Montana (Wersching kick)
- 49ers — Montana 6 run (Wersching kick)
- 49ers — Craig 2 run (Wersching kick)
- Dolphins — von Schamann 31 field goal
- Dolphins — von Schamann 30 field goal
- 49ers — Wersching 27 field goal
- 49ers — Craig 16 pass from Montana (Wersching kick)

'85

*New York Giants 17, 49ers 3**NFC Wild Card**December 28 at Giants Stadium (Meadowlands, NJ)*

San Francisco posted more yards of total offense than the host Giants, yet it wasn't enough as New York rolled up a 17-3 win in the NFC Wild Card Game.

QB Joe Montana completed 26-of-47 passes for 296 yards for the 49ers in the losing effort. **WR Dwight Clark** caught a personal postseason-best eight passes for 120 yards.

The Giants were led by **RB Joe Morris** who gained 141 yards on the ground and **QB Phil Simms** who passed for 181 yards and two touchdowns.

Defensively, San Francisco was paced by **LB Keena Turner** with seven tackles and **S Ronnie Lott**, who added five stops.

| | | | | | | |
|-------------|---|---|---|---|---|----|
| 49ers..... | 0 | 3 | 0 | 0 | - | 3 |
| Giants..... | 3 | 7 | 7 | 0 | - | 17 |

- Giants — Schubert 47 field goal
- Giants — Bavaro 18 pass from Simms (Schubert kick)
- 49ers — Wersching 21 field goal
- Giants — Hasselbeck 3 pass from Simms (Schubert kick)



'86

*New York Giants 49, 49ers 3**NFC Divisional Playoff**January 4 at Giants Stadium (Meadowlands, NJ)*

QB Phil Simms threw four touchdown passes and RB Joe Morris rushed for 159 yards as the New York Giants defeated San Francisco for the second consecutive season in a playoff game at Giants Stadium.

San Francisco was held to 29 yards on the ground and 184 yards of total offense by a Giant defense led by LB Lawrence Taylor and LB Harry Carson. Carson posted nine tackles and Taylor returned an interception 34 yards for a touchdown.

Simms threw four touchdown passes and Morris rushed for 159 yards and two scores to lead a potent New York offense.

| | | | | | | |
|-------------|---|----|----|---|---|----|
| 49ers..... | 3 | 0 | 0 | 0 | - | 3 |
| Giants..... | 7 | 21 | 21 | 0 | - | 49 |

| | |
|--------|--|
| Giants | — Bavaro 24 pass from Simms (Allegre kick) |
| 49ers | — Wersching 26 field goal |
| Giants | — Morris 45 run (Allegre kick) |
| Giants | — Johnson 15 pass from Simms (Allegre kick) |
| Giants | — Taylor 34 interception return (Allegre kick) |
| Giants | — McConkey 28 pass from Simms (Allegre kick) |
| Giants | — Mowat 29 pass from Simms (Allegre kick) |
| Giants | — Morris 2 run (Allegre kick) |

'87

*Minnesota Vikings 36, 49ers 24**NFC Divisional Playoff**January 9 at Candlestick Park (San Francisco, CA)*

Minnesota WR Anthony Carter and K Chuck Nelson each established NFL postseason records as the Vikings posted a 36-24 win over hometown San Francisco at Candlestick Park.

Carter caught 10 passes from QB Wade Wilson for an NFL postseason record 227 yards. Carter broke the old record of 198 yards that was set by E Tom Fears of the Los Angeles Rams in 1950 against the Chicago Bears.

Nelson set his record by kicking five field goals, breaking the old mark of four that was done eight times.

San Francisco was led offensively by QB Steve Young, who spelled QB Joe Montana early in the second half. Young completed 12-of-17 passes for 158 yards and one touchdown. He also ran for a team-high 72 yards on six carries and had a five-yard touchdown run.

S Jeff Fuller established a new 49er postseason record when he returned an interception 48 yards for a touchdown in the third quarter. LB Mike Walter posted nine tackles and S Ronnie Lott added eight.

| | | | | | | |
|--------------|---|----|----|---|---|----|
| Vikings..... | 3 | 17 | 10 | 6 | - | 36 |
| 49ers..... | 3 | 0 | 14 | 7 | - | 24 |

| | |
|---------|--|
| Vikings | — Nelson 21 field goal |
| 49ers | — Wersching 43 field goal |
| Vikings | — Hilton 7 pass from Wilson (Nelson kick) |
| Vikings | — Nelson 23 field goal |
| Vikings | — Rutland 45 interception return (Nelson kick) |
| 49ers | — Fuller 48 interception return (Wersching kick) |
| Vikings | — Jones 5 pass from Wilson (Nelson kick) |
| 49ers | — Young 5 run (Wersching kick) |
| Vikings | — Nelson 40 field goal |
| Vikings | — Nelson 46 field goal |
| 49ers | — Frank 16 pass from Young (Wersching kick) |
| Vikings | — Nelson 23 field goal |



'88

*49ers 34, Minnesota Vikings 9**NFC Divisional Playoff**January 1 at Candlestick Park (San Francisco, CA)*

RB Roger Craig and **WR Jerry Rice** entered the NFL record books as the 49ers advanced to the NFC Championship Game with a convincing 34-9 win over the visiting Minnesota Vikings at Candlestick.

Rice set a record with three touchdown receptions that he shares with five other players. He scored on receptions of 2, 4 and 11 yards, all thrown by **QB Joe Montana**. Rice closed the day with five receptions for 61 yards.

Craig entered the record book courtesy of his 80-yard touchdown run in the fourth quarter. The run was the longest touchdown run and the longest run from scrimmage in team postseason history. Craig broke the old record established by **RB Marcus Allen** with his 74-yard touchdown run against the Washington Redskins in 1983. Craig finished the day with 135 yards on 21 carries and two touchdowns.

The 49er defense also posted a strong day, recording six sacks, two interceptions and one fumble recovery. **S Ronnie Lott** had a big day with four tackles, two interceptions and three passes defended. **DE Larry Roberts** recorded two and a half sacks.

| | | | | | | |
|--------------|---|----|---|----|---|----|
| Vikings..... | 3 | 0 | 6 | 0 | - | 9 |
| 49ers..... | 7 | 14 | 0 | 13 | - | 34 |

| | |
|---------|--|
| Vikings | — Nelson 47 field goal |
| 49ers | — Rice 2 pass from Montana (Cofer kick) |
| 49ers | — Rice 4 pass from Montana (Cofer kick) |
| 49ers | — Rice 11 pass from Montana (Cofer kick) |
| Vikings | — H. Jones 5 pass from Wilson (Cofer kick) |
| 49ers | — Craig 4 run (Cofer kick) |
| 49ers | — Craig 80 run (Cofer kick) |

'88

*49ers 28, Chicago Bears 3**NFC Championship**January 8 at Soldier Field (Chicago, IL)*

Game time temperatures were in the teens and the wind chill was 26-below zero, but the San Francisco 49ers were hot, as they rolled to a 28-3 win over the Chicago Bears at Soldier Field.

QB Joe Montana hit **WR Jerry Rice** on a 61-yard scoring toss in the first quarter and a 27-yard scoring toss in the second as the 49ers took a 14-3 lead into the half. In the third quarter, it was again the mastery of Montana, who connected with **TE John Frank** on a five-yard touchdown pass to extend the lead to 21-3.

FB Tom Rathman capped a solid day with a four-yard burst into the end zone with 8:07 remaining in the fourth quarter. Rathman finished with 36 yards rushing and caught five passes for 51 yards.

The San Francisco defensive charge was led by **LB Mike Walter**, who posted a game high 11 tackles and forced a fumble. **S Jeff Fuller** recorded nine tackles and intercepted a pass.

Offensively, Rice finished with 11 receptions for 133 yards and two touchdowns while Montana completed 17-of-27 passes for 288 yards.

| | | | | | | |
|------------|---|---|---|---|---|----|
| 49ers..... | 7 | 7 | 7 | 7 | - | 28 |
| Bears..... | 0 | 3 | 0 | 0 | - | 3 |

| | |
|-------|--|
| 49ers | — Rice 61 pass from Montana (Cofer kick) |
| 49ers | — Rice 27 pass from Montana (Cofer kick) |
| Bears | — Butler 25 field goal |
| 49ers | — Frank 5 pass from Montana (Cofer kick) |
| 49ers | — Rathman 4 run (Cofer kick) |



'88 *49ers 20, Cincinnati Bengals 16* *Super Bowl XXIII* *January 22 at Joe Robbie Stadium (Miami, FL)*

In what proved to be the most exciting Super Bowl game of the decade, it was the play of a collected veteran that delivered San Francisco their third NFL Championship. **QB Joe Montana** connected on 23-of-36 passes for 357 yards, but no completion would be more important than his last.

The game opened at a stand still with neither team having any ability to move the ball offensively. San Francisco opened the scoring on a 41-yard field goal by **K Mike Cofer** late in the first quarter. The Bengals responded with **K Jim Breech's** 34-yard field goal and the teams headed to the half locked in a 3-3 tie.

The third quarter began with the teams trading field goals before the Bengals broke the touchdown drought. Following a 49er field goal, Cincinnati **KR Stanford Jennings** took the Cofer kickoff and returned it 93 yards for a touchdown.

It didn't take long for San Francisco to respond. Montana hit **WR Jerry Rice** for a 31-yard completion and followed that with a swing pass that **RB Roger Craig** turned into a 40-yard gain. Two plays and 16 seconds later, Montana found Rice in the corner of the end zone for a 10-yard touchdown.

An 11-play, 46-yard drive by the Bengals resulted in a 46-yard field goal by Breech, giving Cincinnati a 16-13 lead and leaving the 49ers just 3:20 on the clock. San Francisco received the kickoff and returned it to the 20, but a penalty moved the ball back to the eight-yard line. What happened next is legendary.

Montana connected on five consecutive passes to move the ball to the Bengals 35. A holding penalty moved the ball back 10 yards, but Montana responded with a 27-yard completion to Rice and another first down. A quick hit to Craig followed by a timeout left the Niners with second and two from the Bengals 10-yard line. Following the timeout, Montana hit **WR John Taylor** in the middle of the end zone for a touchdown and San Francisco had their third Super Bowl title of the decade.

| | | | | | | |
|--------------|---|---|----|----|---|----|
| Bengals..... | 0 | 3 | 10 | 3 | - | 16 |
| 49ers..... | 3 | 0 | 3 | 14 | - | 20 |

- 49ers — Cofer 41 field goal
- Bengals — Breech 34 field goal
- Bengals — Breech 43 field goal
- 49ers — Cofer 32 field goal
- Bengals — Jennings 93 kickoff return
- 49ers — Rice 14 pass from Montana (Cofer kick)
- Bengals — Breech 40 field goal
- 49ers — Taylor 10 pass from Montana (Cofer kick)

'89 *49ers 41, Minnesota Vikings 13* *NFC Divisional Playoff* *January 6 at Candlestick Park (San Francisco, CA)*

QB Joe Montana threw four touchdown passes and **RB Roger Craig** rushed for 118 yards as the 49ers advanced to the NFC Championship Game with a convincing 41-13 win over the visiting Minnesota Vikings at Candlestick Park.

The Vikings opened the scoring on a **K Rich Karlis** field goal nine minutes into the first quarter, but from that point on it was all San Francisco. The 49ers erupted for 28 consecutive points before halftime to put the game away early.

Just 20 seconds after the Vikings initial score, Montana connected with **WR Jerry Rice** for the first of his four touchdown passes of the afternoon. The play started simply enough before, in true Rice fashion, he turned a seven-yard gain into a 72-yard touchdown. Following an interception by **S Chet Brooks**, Montana hit **TE Brent Jones** for an eight-yard touchdown pass and the rout was on.

Montana would add touchdown passes to **WR John Taylor** and another to Rice before handing the game over to reserve **QB Steve Young**. On the day, Montana completed 17-of-24 passes for 241 yards.

The 49er defense would also contribute a score, courtesy of **S Ronnie Lott** who intercepted a **QB Tommy Kramer** pass and returned it 58 yards for a touchdown.



| | | | | | | |
|--------------|---|----|---|----|---|----|
| Vikings..... | 3 | 0 | 3 | 7 | - | 13 |
| 49ers..... | 7 | 20 | 0 | 14 | - | 41 |

| | |
|---------|--|
| Vikings | — Karlis 38 field goal |
| 49ers | — Rice 72 pass from Montana (Cofer kick) |
| 49ers | — Jones 8 pass from Montana (Cofer kick) |
| 49ers | — Taylor 8 pass from Montana (Cofer kick) |
| 49ers | — Rice 13 pass from Montana (Cofer kick) |
| Vikings | — Karlis 44 field goal |
| 49ers | — Lott 58 interception return (Cofer kick) |
| 49ers | — Craig 4 run (Cofer kick) |
| Vikings | — Fenney 3 run (Karlis kick) |

'89 49ers 30, Los Angeles Rams 3 NFC Championship January 14 at Candlestick Park (San Francisco, CA)

The 49er defense intercepted QB Jim Everett three times and held the Los Angeles Rams to 156 yards of total offense as San Francisco earned their fourth trip to the Super Bowl that decade with a 30-3 win at Candlestick Park in the NFC Championship.

San Francisco QB **Joe Montana** was superb in his direction of the 49er offense, completing 26-of-30 passes for 262 yards and two touchdowns. His first touchdown pass of the game came with 11:27 remaining in the second quarter when he hit TE **Brent Jones** on a 20-yard strike to give the 49ers a 7-3 lead.

CB **Tim McKyer** intercepted an Everett pass giving the 49ers possession at the Los Angeles 27-yard line. A five-play drive culminated in a one-yard touchdown run by RB **Roger Craig**.

It wouldn't take long for San Francisco to strike again. Gaining possession with 3:10 remaining in the second, Montana calmly directed a 14-play, 97-yard drive that ended with an 18-yard scoring toss to WR **John Taylor**.

K **Mike Cofer** accounted for the final nine points on three field goals in the second half.

Offensively, Montana was joined by Craig who rushed for 94 yards on 24 carries. WR **Jerry Rice** caught six passes for 55 yards and FB **Tom Rathman** added 63 yards rushing and 48 yards receiving.

| | | | | | | |
|------------|---|----|---|---|---|----|
| Rams..... | 3 | 0 | 0 | 0 | - | 3 |
| 49ers..... | 0 | 21 | 3 | 6 | - | 30 |

| | |
|-------|--|
| Rams | — Lansford 23 field goal |
| 49ers | — Jones 20 pass from Montana (Cofer kick) |
| 49ers | — Craig 1 run (Cofer kick) |
| 49ers | — Taylor 18 pass from Montana (Cofer kick) |
| 49ers | — Cofer 28 field goal |
| 49ers | — Cofer 36 field goal |
| 49ers | — Cofer 25 field goal |

'89 49ers 55, Denver Broncos 10 Super Bowl XXIV January 28 at Louisiana Superdome (New Orleans, LA)

WR **Jerry Rice** scored three touchdowns, FB **Tom Rathman** scored twice and QB **Joe Montana** earned his third Super Bowl MVP award as the San Francisco 49ers cruised to their fourth NFL Championship of the decade with a resounding 55-10 win over the Denver Broncos. The game was played before a crowd of 72,919 at the Louisiana Superdome in New Orleans, LA.

Rice scored on touchdown catches of 20, 38 and 28 yards en route to a seven-reception, 148-yard outing. Rathman scored his two touchdowns on runs of one and three yards.

The real story of the game was the play of Montana. He completed a sensational 22-of-29 pass-



es for 297 yards and five touchdowns. He was masterful in his direction of the 49er offense, leading the team on scoring drives of 66, 69 and 71 yards.

The 49er defense proved to be as devastating as the offense. San Francisco harassed Denver QB John Elway all game, intercepting him twice and sacking him on six occasions. **DE Daniel Stubbs** led the way with two sacks and was joined by four others who had one sack each. **DE Kevin Fagan** had six tackles and **LB Matt Millen** added five.

| | | | | | | |
|--------------|----|----|----|----|---|----|
| 49ers..... | 13 | 14 | 14 | 14 | - | 55 |
| Broncos..... | 3 | 0 | 7 | 0 | - | 10 |

- 49ers — Rice 20 pass from Montana (Cofer kick)
 Broncos — Treadwell 42 field goal
 49ers — Jones 7 pass from Montana (kick failed)
 49ers — Rathman 1 run (Cofer kick)
 49ers — Rice 38 pass from Montana (Cofer kick)
 49ers — Rice 28 pass from Montana (Cofer kick)
 49ers — Taylor 35 pass from Montana (Cofer kick)
 Broncos — Elway 3 run (Treadwell kick)
 49ers — Rathman 3 run (Cofer kick)
 49ers — Craig 1 run (Cofer kick)

'90

49ers 28, Washington Redskins 10

NFC Divisional Playoff

January 12 at Candlestick Park (San Francisco, CA)

QB **Joe Montana** completed 22-of-31 passes for 274 yards and two touchdowns as San Francisco advanced to the NFC Championship with a 28-10 win over the visiting Washington Redskins.

The Redskins opened the scoring on a 31-yard touchdown reception from QB Mark Rypien to WR Art Monk. The 49ers answered with a one-yard touchdown run by **FB Tom Rathman** that capped an eight-play, 74-yard drive to tie the score at 7-7.

Washington added a 44-yard field goal by K Chip Lohmiller just before the end of the first quarter to take a 10-7 lead. That would be all of the scoring for the Redskins as the 49ers would reel off 21 consecutive points over the next three quarters.

Montana hit WR **Jerry Rice** on a 10-yard strike to complete a 10-play drive, giving San Francisco their first lead of the game four minutes into the second quarter. Five minutes later, the 49ers would extend their lead to 21-10 thanks to an eight-yard touchdown pass from Montana to WR **Mike Sherrard**.

It was the 49er defense that would cap the scoring for the day. Following a scoreless third quarter, DT **Michael Carter** intercepted a Rypien pass that had been tipped by **DE Charles Haley** and returned it 61 yards for a touchdown.

CB **Don Griffin** and **DE Kevin Fagan** had seven tackles each to lead the 49er defense.

| | | | | | | |
|---------------|----|----|---|---|---|----|
| Redskins..... | 10 | 0 | 0 | 0 | - | 10 |
| 49ers..... | 7 | 14 | 0 | 7 | - | 28 |

- Redskins — Monk 31 pass from Rypien (Lohmiller kick)
 49ers — Rathman 1 run (Cofer kick)
 Redskins — Lohmiller 44 field goal
 49ers — Rice 10 pass from Montana (Cofer kick)
 49ers — Sherrard 8 pass from Montana (Cofer kick)
 49ers — Carter 61 interception return (Cofer kick)



'90

*New York Giants 15, 49ers 13**NFC Championship**January 20 at Candlestick Park (San Francisco, CA)*

Kickers and defense were the story of the day at Candlestick as the Giants used five field goals from K Matt Bahr and the Giant defense held San Francisco to 39 yards on the ground to defeat the 49ers 15-13.

In the first two quarters, it was Bahr and 49er **K Mike Cofer** who provided all the scoring. Bahr connected on a pair of field goals from 28 and 42 yards out. Cofer added field goals of 47 and 35 yards, and the teams entered the half in a 6-6 tie.

San Francisco opened the scoring in the third quarter on a 61-yard touchdown pass to **WR John Taylor** from **QB Joe Montana** to take a 13-6 lead. From that point on, it was all New York and Matt Bahr.

Bahr kicked field goals of 46 and 38 yards to pull the Giants within one at 13-12 with 5:47 remaining. San Francisco took over at their own 20-yard line, but five plays later DT Erik Howard forced a 49er fumble and LB Lawrence Taylor recovered at the Giant 43-yard line with 2:36 remaining. A pair of QB Jeff Hostetler completions to TE Mark Bavaro and WR Stephen Baker had the Giants in field goal range at the 49er 29-yard line with 1:10 remaining in the contest. Three plays later Bahr added his fifth field goal of the day, this one from 42 yards away, as time expired.

Montana completed 18-of-26 passes for 190 yards and one touchdown. Taylor caught two passes for 75 yards, including the 61-yard touchdown. **WR Jerry Rice** added five catches for 54 yards.

Defensively, San Francisco was led by **LB Bill Romanowski's** seven tackles. **DT Jim Burt**, **DT Pierce Holt** and **DE Charles Haley** added one sack each.

| | | | | | | |
|-------------|---|---|---|---|---|----|
| Giants..... | 3 | 3 | 3 | 6 | - | 15 |
| 49ers..... | 3 | 3 | 7 | 0 | - | 13 |

| | |
|--------|--|
| 49ers | — Cofer 47 field goal |
| Giants | — Bahr 28 field goal |
| Giants | — Bahr 42 field goal |
| 49ers | — Cofer 35 field goal |
| 49ers | — Taylor 61 pass from Montana (Cofer kick) |
| Giants | — Bahr 46 field goal |
| Giants | — Bahr 38 field goal |
| Giants | — Bahr 42 field goal |

'92

*49ers 20, Washington Redskins 13**NFC Divisional Playoff**January 9 at Candlestick Park (San Francisco, CA)*

QB Steve Young threw for 227 yards, including two touchdown passes, and rushed for an additional 73 yards to lead San Francisco to a hard fought 20-13 win over the visiting Redskins at Candlestick Park.

Young tossed a five-yard touchdown pass to **WR John Taylor** to open the scoring at the 11:48 mark of the first quarter. The teams traded field goals, and then Young hit **TE Brent Jones** on a 16-yard scoring strike and **K Mike Cofer** added the extra point to give San Francisco a 17-3 lead at halftime.

The Redskins answered with 10 consecutive points on a K Chip Lohmiller field goal and a QB Mark Rypien one-yard touchdown plunge to cut the 49er lead to 17-13. The locals responded with a 14-play, 59-yard drive that resulted in a 33-yard Cofer field goal with 2:22 remaining.

The San Francisco defense did the rest, sacking Rypien four times on their final drive before forcing the Redskins to turn the ball over on downs.

DT Pierce Holt had four tackles, including three sacks, to pace a determined Niner defense. **CB Don Griffin** posted a team-high six stops in the victory.

| | | | | | | |
|----------------|---|----|---|---|---|----|
| Redskins | 3 | 0 | 3 | 7 | - | 13 |
| 49ers..... | 7 | 10 | 0 | 3 | - | 20 |



- 49ers — Taylor 5 pass from Young (Cofer kick)
 Redskins — Lohmiller 19 field goal
 49ers — Cofer 23 field goal
 49ers — Jones 16 pass from Young (Cofer kick)
 Redskins — Lohmiller 32 field goal
 Redskins — Rypien 1 run (Lohmiller kick)
 49ers — Cofer 33 field goal

'92 *Dallas Cowboys 30, 49ers 20* *NFC Championship* *January 17 at Candlestick Park (San Francisco, CA)*

QB Troy Aikman completed 24-of-34 passes for 322 yards and two touchdowns as the Cowboys claimed a 30-20 win over the 49ers. The game was played before 64,920 fans at a rainy Candlestick Park.

Dallas opened the scoring with a 20-yard field goal by K Lin Elliott. The 49ers answered with a one-yard run by QB Steve Young to take a 7-3 lead after the first quarter. Cowboy RB Emmitt Smith scored the first of his two touchdowns on a four-yard run at the 5:05 mark of the second quarter to put Dallas up 10-7. San Francisco tied the score three minutes later on a 28-yard field goal by K Mike Cofer.

FB Daryl Johnston scored the first points of the second half on a three-yard run at the 10:45 mark of the third quarter to put the Cowboys ahead 17-10. Cofer added a field goal for the 49ers to make the score 17-13 heading into the fourth quarter.

It was a battle between Aikman and Young in the fourth. Aikman hit Smith on a 16-yard scoring strike at the 12:25 mark, extending the Dallas lead to 24-13. Young answered back with a nine play, 93-yard drive resulting in a five-yard scoring toss to WR Jerry Rice to trim the Cowboy lead to 24-20. It didn't take long for Dallas to respond. On a first and 10 from their own 21, Aikman hit WR Alvin Harper on a crossing pattern that Harper turned into a 70-yard completion. Three plays later Aikman hit WR Kelvin Martin for a six-yard touchdown to secure the win.

Rice had an outstanding day receiving, finishing with eight catches for 123 yards and one touchdown. Young completed 25-of-35 passes for 313 yards and one touchdown.

CB Eric Davis had six tackles to lead the 49er defense. S Dana Hall, CB Don Griffin and LB Bill Romanowski added five tackles each. DT Ted Washington and DE Kevin Fagan had two sacks each for San Francisco.

| | | | | | | |
|---------------|---|---|---|----|---|----|
| Cowboys | 3 | 7 | 7 | 13 | - | 30 |
| 49ers | 7 | 3 | 3 | 7 | - | 20 |

- Cowboys — Elliott 20 field goal
 49ers — Young 1 run (Cofer kick)
 Cowboys — Smith 4 run (Elliott kick)
 49ers — Cofer 28 field goal
 Cowboys — Johnston 3 run (Elliott kick)
 49ers — Cofer 42 field goal
 Cowboys — Smith 16 pass from Aikman (Elliott kick)
 49ers — Rice 5 pass from Young (Cofer kick)
 Cowboys — Martin 6 pass from Aikman (kick blocked)

'93 *49ers 44, New York Giants 3* *NFC Divisional Playoff* *January 15 at Candlestick Park (San Francisco, CA)*

It was a wattered down 49er attack at Candlestick Park as RB Ricky Watters established an NFL single-game playoff record with five rushing touchdowns in the 44-3 win over the visiting New York Giants.

Watters scored on runs of one, one, two, six and two yards as he compiled 118 rushing yards on 24 carries. He also caught a team-high five passes for 46 yards from QB Steve Young, who finished the day completing 17-of-22 passes for 226 yards in the victory.

The 49er defense stepped up their play in the win as well. New York was held to 194 total yards, with only 41 yards rushing. DT Dana Stubblefield had two sacks and LB Bill Romanowski added a team-high five tackles.



The game was marked by several milestone events:

- Attendance of 67,143 set a 49ers and Candlestick Park record (since broken).
- 44 points are most scored by 49ers in an NFC Playoff Game.
- Watters sets NFL single-game record for postseason rushing touchdowns (5), postseason touchdowns (5) and points scored (30).

| | | | | | | |
|-------------|---|----|----|---|---|----|
| Giants..... | 0 | 3 | 0 | 0 | - | 3 |
| 49ers..... | 9 | 14 | 14 | 7 | - | 44 |

- 49ers — Watters 1 run (kick failed)
 49ers — Cofer 29 field goal
 49ers — Watters 1 run (Cofer kick)
 49ers — Watters 2 run (Cofer kick)
 Giants — Treadwell 25 field goal
 49ers — Watters 6 run (Cofer kick)
 49ers — Watters 2 run (Cofer kick)
 49ers — Logan 2 run (Cofer kick)

'93 *Dallas Cowboys 38, 49ers 21* *NFC Championship* *January 23 at Texas Stadium (Irving, TX)*

The Cowboys broke a 7-7 tie by scoring 21 unanswered points in the second quarter, and that proved to be the difference in their 38-21 win over the visiting 49ers.

The game was played before 64,902 at Texas Stadium.

The Cowboys opened the scoring on a five-yard touchdown run by RB Emmitt Smith at 8:14 of the first quarter. San Francisco responded with a seven-yard touchdown reception by **FB Tom Rathman** from **QB Steve Young** early in the second quarter to tie the score. That would be as close as the 49ers would get, as Dallas answered with a 21-point outburst in the final 10 minutes of the second quarter to take a 28-7 halftime lead.

San Francisco scored their second touchdown of the game at the 5:47 mark of the third quarter. **RB Ricky Watters** capped a six-play, 43-yard drive with a four-yard scamper into the end zone. Dallas sealed the game by scoring 10 consecutive points on a 42-yard touchdown reception by WR Alvin Harper from reserve QB Bernie Kosar and adding a 50-yard field goal from K Eddie Murray. The 49ers would add another touchdown on a one-yard plunge by Young, capping a 17-play, 94-yard drive.

San Francisco was paced offensively by Young, who completed 27-of-45 passes for 287 yards and one touchdown. He also ran for a team-high 38 yards. Watters added 37 yards on 12 carries and one touchdown.

LB Michael Walter led the 49er defense with eight tackles. He was joined by **S Merton Hanks** and **DT Dennis Brown** who had seven stops each.

| | | | | | | |
|--------------|---|----|---|---|---|----|
| 49ers..... | 0 | 7 | 7 | 7 | - | 21 |
| Cowboys..... | 7 | 21 | 7 | 3 | - | 38 |

- Cowboys — Smith 5 run (Murray kick)
 49ers — Rathman 7 pass from Young (Cofer kick)
 Cowboys — Johnston 4 run (Murray kick)
 Cowboys — Smith 11 pass from Aikman (Murray kick)
 Cowboys — Novacek 19 pass from Aikman (Murray kick)
 49ers — Watters 4 run (Cofer kick)
 Cowboys — Harper 42 pass from Kosar (Murray kick)
 Cowboys — Murray 50 field goal
 49ers — Young 1 run (Cofer kick)



'94

49ers 44, Chicago Bears 15

NFC Divisional Playoff

January 7 at Candlestick Park (San Francisco, CA)

FB William Floyd rushed for three touchdowns and the 49ers defense held Chicago to just 247 yards in a 44-15 rout of the Bears. Floyd's three scores established him as the first rookie to hit paydirt as many as three times in an NFL playoff game.

The Bears actually took an early 3-0 lead on a 29-yard field goal by K Kevin Butler. The Niners bounced back, however, lighting up the scoreboard for 37 unanswered points to put the game away.

San Francisco's first points were the result of a 13-play, 68-yard drive that ended with a two-yard run by Floyd. **CB Eric Davis** then intercepted QB Steve Walsh on the Bears' next possession and moments later, **QB Steve Young** connected with **TE Brent Jones** for an eight-yard scoring play.

The Niners continued to roll in the second quarter, increasing the lead to 30-3 at the half on touchdown runs by Floyd and Young, sandwiched around a **K Doug Brien** field goal. Floyd's third touchdown of the game midway through the third quarter increased the lead to 37-3 and completed the afternoon's work for many of the San Francisco starters.

LB Gary Plummer led a spirited defensive effort, tying the 49ers single-game postseason record with 13 tackles. The 49ers defense also sacked Chicago quarterbacks four times, led by **DE Tim Harris'** two.

| | | | | | | |
|-------------|---|----|---|----|---|----|
| 49ers | 7 | 23 | 7 | 7 | - | 44 |
| Bears | 3 | 0 | 0 | 12 | - | 15 |

| | |
|-------|---|
| Bears | — Butler 39 field goal |
| 49ers | — Floyd 2 run (Brien kick) |
| 49ers | — Jones 8 pass from Young (kick failed) |
| 49ers | — Floyd 4 run (Brien kick) |
| 49ers | — Brien 36 field goal |
| 49ers | — Young 6 run (Brien kick) |
| 49ers | — Floyd 1 run (Brien kick) |
| Bears | — Flanigan 2 pass from Kramer (pass failed) |
| 49ers | — Walker 1 run (Brien kick) |
| Bears | — Tillman 1 run (pass failed) |

RECORDS

'94

49ers 38, Dallas Cowboys 28

NFC Championship

January 15 at Candlestick Park (San Francisco, CA)

CB Eric Davis returned an interception 44 yards for a touchdown and forced a fumble that San Francisco converted into a touchdown. Those plays set the stage for a defensive effort that produced five takeaways in San Francisco's 38-28 NFC Championship win over the Dallas Cowboys. The game was played before a Candlestick Park-record 69,143 (since broken).

On the third play of the game, Davis, playing a disguised zone coverage, stepped in front of a QB Troy Aikman pass and sprinted to the end zone. Three plays later, he stripped the ball from WR Michael Irvin, and **S Tim McDonald** recovered. Five plays later, **QB Steve Young** hit **FB Ricky Watters** in the flat on a play that produced a 29-yard touchdown and a 14-0 lead.

The ensuing kickoff saw 49ers' **RB Adam Walker** jar the ball loose from Dallas returner Kevin Williams and **K Doug Brien** recovered the fumble. It took seven plays before **FB William Floyd** plunged in from the one to make it 21-0 with 7:33 remaining in the first quarter.

Dallas began its comeback on the next series. Facing third and 23 from the San Francisco 44, Aikman hit Irvin for a touchdown that cut the score to 21-7. Following a Brien field goal of 34 yards (24-7), RB Emmitt Smith capped a 63-yard drive with a four-yard run that narrowed the gap to 24-24. The crucial point in the game came seconds before the first half expired. With eight seconds remaining, Young found **WR Jerry Rice** for a 28-yard score, giving the 49ers a 21-14 lead heading into the locker room.

The teams traded touchdowns in the second half with the 49ers holding off a strong Dallas charge in the fourth quarter. Young completed 13-of-29 passes for 155 yards and two touchdowns. He also rushed for 47 yards and another score. Watters led the ground game, compiling 72 yards, while **TE Brent Jones** and Floyd each had three receptions.



Defensively, **LB Ken Norton Jr.** paced the squad with 10 tackles, while Davis and McDonald added seven. Davis also had two interceptions and a forced fumble. **CB Deion Sanders** had an interception, along with five passes defended, while **DT Rhett Hall** and **DE Tim Harris** each had two sacks.

| | | | | | | |
|--------------|----|----|---|---|---|----|
| 49ers..... | 21 | 10 | 7 | 0 | - | 38 |
| Cowboys..... | 7 | 7 | 7 | 7 | - | 28 |

- 49ers — Davis 44 interception return (Brien kick)
- 49ers — Watters 29 pass from Young (Brien kick)
- 49ers — Floyd 1 run (Brien kick)
- Cowboys — Irvin 44 pass from Aikman (Boniol kick)
- 49ers — Brien 34 field goal
- Cowboys — Smith 4 run (Boniol kick)
- 49ers — Rice 28 pass from Young (Brien kick)
- Cowboys — Smith 1 run (Boniol kick)
- 49ers — Young 3 run (Brien kick)
- Cowboys — Irvin 10 pass from Aikman (Boniol kick)

'94

49ers 49, San Diego Chargers 26

Super Bowl XXIX

January 29 at Joe Robbie Stadium (Miami, FL)

QB Steve Young set a Super Bowl record with six touchdown passes and **WR Jerry Rice** hauled in three scoring passes for the second time in his career in the world championship game. The 49ers stars led an offensive explosion that carried the team to a 49-26 win over San Diego.

San Francisco wasted little time in getting on the scoreboard as it took just three plays following the game's opening kickoff to crack the Chargers' end zone. Following a **FB William Floyd** four-yard run and an 11-yard pass from Young to **WR John Taylor**, Young connected with Rice streaking down the middle of the field for a 44-yard scoring strike.

Following a San Diego punt, San Francisco was back in the end zone again after only three plays as Young, once again, challenged the middle of the Chargers defense, this time with a pass to **RB Ricky Watters**, which netted a 51-yard score. The Chargers made things close for awhile, however, putting together a 13-play, 78-yard drive that concluded with a RB Natrone Means one-yard touchdown plunge to make it 14-7 after one quarter of play.

The 49ers began to break the game open in the second quarter. They followed the San Diego touchdown with a 70-yard drive that culminated with a five-yard scoring pass from Young to Floyd. Two possessions later, following a partially blocked punt by **RB Adam Walker**, the Niners drove 49 yards for another score on an eight-yard toss from Young to Watters. K John Carney's 31-yard field goal with less than two minutes remaining in the half closed the margin at intermission to 28-10.

The Niners put the game away in the third quarter, running the lead to 42-10 on a pair of long drives that ended with Watters' third score of the evening, a nine-yard blast up the middle, and a 15-yard pass from Young to Rice. Rice caught his third touchdown of the night on a seven-yard toss from Young in the fourth quarter, enabling Young to break **QB Joe Montana's** record of five Super Bowl touchdown passes. Young was named the game's Most Valuable Player, while Rice turned in the second best receiving performance in Super Bowl history with 10 catches for 149 yards, while tying his own record with three scoring receptions.

| | | | | | | |
|---------------|----|----|----|---|---|----|
| Chargers..... | 7 | 3 | 8 | 8 | - | 26 |
| 49ers..... | 14 | 14 | 14 | 7 | - | 49 |

- 49ers — Rice 44 pass form Young (Brien kick)
- 49ers — Watters 51 pass from Young (Brien kick)
- Chargers — Means 1 run (Carney kick)
- 49ers — Floyd 5 pass from Young (Brien kick)
- 49ers — Watters 8 pass from Young (Brien kick)
- Chargers — Carney 31 field goal
- 49ers — Watters 9 run (Brien kick)
- 49ers — Rice 15 pass from Young (Brien kick)
- Chargers — Coleman 98 kickoff return (Humphries to Seay pass)
- 49ers — Rice 7 pass from Young (Brien kick)
- Chargers — Martin 30 pass from Humphries (Humphries to Pupunu pass)

RECORDS



'95 *Green Bay Packers 27, 49ers 17* *NFC Divisional Playoff* *January 6 at 3Com Park (San Francisco, CA)*

Aided by a swarming defense that caused four turnovers, the Green Bay Packers defeated the 49ers 27-17 at 3Com Park.

A record crowd of 69,311 saw the Packers advance to the NFC Championship Game, while the 49ers' one-year reign as world champions ended with an overall record of 11-6.

Green Bay took its opening drive and marched to the San Francisco 26 before settling for a field goal attempt. However, K Chris Jacke's 44-yard attempt was blocked by **S Tim McDonald** and the 49ers took over at their 34. On the first play from scrimmage, **QB Steve Young** hit **FB Adam Walker** in the flat, but **LB Wayne Simmons** jarred the ball loose and **CB Craig Newsome** returned the fumble 31 yards for the touchdown. Green Bay also scored on its next two possessions, a three-yard pass from **QB Brett Favre** to **TE Keith Jackson** and a 13-yard toss from Favre to **TE Mark Chmura**. San Francisco scored its first points of the game late in the half when **K Jeff Wilkins** nailed a 21-yard field goal with two minutes remaining.

The 49ers took their first possession of the third quarter and marched 80 yards for a touchdown, when Young plunged in from the one, cutting the deficit to 21-10. On the 14-play drive, Young was nine-of-10 and ran the ball twice. Again, the Packers responded to the challenge, using a pair of Jacke field goals (27 yards in the third quarter, 26 yards in the fourth quarter), and boosted Green Bay's lead to 27-10. San Francisco's final score of the season came on a two-yard plunge by **RB Derek Loville** with 50 seconds remaining in the game.

Young completed 32 passes in an NFL postseason record 65 attempts, for 328 yards and two interceptions. He also led the 49ers in rushing, gaining 77 yards in nine attempts, including a 40-yard sprint after he was flushed from the pocket. Rice led the receivers with 11 catches for 117 yards, while **TE Brent Jones** gained 112 yards on eight receptions.

Defensively, **T Dana Stubblefield** recorded a team-high 10 tackles and a sack for a loss of five yards, while **LB Ken Norton Jr.** added nine tackles.

| | | | | | | |
|---------------|----|---|---|---|---|----|
| Packers | 14 | 7 | 3 | 3 | - | 27 |
| 49ers..... | 0 | 3 | 7 | 7 | - | 17 |

RECORDS

| | |
|---------|--|
| Packers | — Newsome 31 fumble return (Jacke kick) |
| Packers | — Jackson 3 pass from Favre (Jacke kick) |
| Packers | — Chmura 13 pass from Favre (Jacke kick) |
| 49ers | — Wilkins 21 field goal |
| 49ers | — Young 1 run (Wilkins kick) |
| Packers | — Jacke 27 field goal |
| Packers | — Jacke 26 field goal |
| 49ers | — Loville 2 run (Wilkins kick) |

'96 *49ers 14, Philadelphia Eagles 0* *NFC Wild Card* *December 29 at 3Com Park (San Francisco, CA)*

On a wet and windy Sunday at 3Com Park, San Francisco opened its 1996 postseason by defeating the Philadelphia Eagles 14-0 in the NFC Wild Card Game.

Led by its marquee players **QB Steve Young** and **WR Jerry Rice** on offense, and a defense that recorded the team's first postseason shutout since the 1984 NFC Championship game, the 49ers advanced to the Divisional Playoff round.

Following a scoreless first quarter, Young led the offense on a 10-play, 74-yard drive that concluded with the Pro Bowl quarterback scoring on a gutty nine-yard run off a quarterback draw. On that play Young broke four tackles while fighting his way to paydirt.

Twice in the second quarter the Eagles mounted long drives only to be denied just short of the end-zone by Niners' interceptions. Philadelphia's first trip ended with **CB Marquez Pope** intercepting a **QB Ty Detmer** pass on San Francisco's seven-yard line. Late in the quarter the Eagles marched 59 yards on 10 plays moving to the 49ers five-yard line. Facing third and four, Detmer's attempt to **WR Chris T. Jones** was picked off by **DE Roy Barker**, who had dropped off into zone-blitz coverage.



The only scoring in the second half occurred on the Niners' second possession of the third quarter. On that drive, Rice made a spectacular one-handed catch that resulted in a 36-yard gain. He scored on a three-yard pass from Young on the next play from scrimmage.

Young finished as the game's leading rusher with 65 yards, while also completing 14-of-21 tosses for 161 yards. Rice had four catches for 50 yards and his 19th career postseason touchdown (17th receiving). **RB Terry Kirby** added 43 yards rushing.

The Niners' defense, which held Eagles **RB Ricky Watters** to 57 rushing yards, was led by **LB Ken Norton Jr.**'s team postseason-record 12 unassisted tackles. **DT Bryant Young** registered two sacks and **LB Lee Woodall** added a sack among his six total stops.

| | | | | | | |
|-------------|---|---|---|---|---|----|
| 49ers..... | 0 | 7 | 7 | 0 | - | 14 |
| Eagles..... | 0 | 0 | 0 | 0 | - | 0 |

49ers — Young 9 run (Wilkins kick)

49ers — Rice 3 pass (Wilkins kick)

'96

Green Bay Packers 35, 49ers 14

NFC Divisional Playoff

January 4 at Lambeau Field (Green Bay, WI)

Missed opportunities, including a total of five turnovers spelled defeat for the San Francisco 49ers in their NFC Divisional Playoff Game with the Green Bay Packers. Played before a record Lambeau Field crowd of 60,787, the 49ers fell 35-14 in a game that featured 34-degree weather (with a wind chill of 9) and driving rain.

It didn't take long for the Packers to take a lead. After forcing San Francisco to punt on its first series, WR Desmond Howard took **P Tommy Thompson's** punt, split the coverage down the middle of the field and raced for a 71-yard touchdown. Then, with seven minutes remaining in the opening stanza, Howard struck again. He returned a punt 46 yards to the San Francisco seven, and two plays later, QB Brett Favre threw a four-yard scoring pass to WR Andre Rison to make it 14-0.

San Francisco then mounted a comeback in the second quarter. Trailing 21-0, the tide began to turn when 49ers' special teams standout **Curtis Buckley** recovered a muffed punt at the Green Bay 26. Moments later, **QB Elvis Grbac**, replacing the injured **QB Steve Young** (ribs), hit **RB Terry Kirby** with an eight-yard pass, cutting the deficit to 21-7 at the half.

On the opening kickoff of the third quarter, San Francisco **CB Steve Israel** recovered a loose ball on the Packers' four, setting the stage for Grbac's scamper into the end zone. The 49ers' fate was sealed, however, on the ensuing Packers' drive. Marching 72 yards in 12 plays (10 of which were runs), Green Bay scored when FB Edgar Bennett fumbled before crossing the goal line; but before the 49ers defenders could react, WR Antonio Freeman fell on the loose ball, giving the hosts a 28-14 advantage. Bennett scored on an 11-yard run, and two more fumbles in the fourth quarter snuffed out any hope the 49ers had in getting back into the game.

Young played the first nine plays at quarterback before giving way to Grbac late in the first quarter. Elvis completed 19-of-36 for 125 yards with one touchdown and three interceptions and led the team in rushing with 32 yards. Backfield mates Kirby and **RB William Floyd** had six receptions each, while **WR Jerry Rice** had a team-high 36 yards receiving.

Defensively, **LB Ken Norton Jr.** posted eight tackles and **LB Gary Plummer** added seven. All-Pro **DT Bryant Young** left the game late in the first quarter because of a neck injury. He was taken to the hospital for tests, which were negative.

| | | | | | | |
|--------------|----|---|---|---|---|----|
| 49ers..... | 0 | 7 | 7 | 0 | - | 14 |
| Packers..... | 14 | 7 | 7 | 7 | - | 35 |

Packers — Howard 71 punt return (Jacke kick)

Packers — Rison 4 pass (Jacke kick)

Packers — Bennet 2 run (Jacke kick)

49ers — Kirby 8 pass (Wilkins kick)

49ers — Grbac 4 run (Wilkins kick)

Packers — Freeman fumble recovery (Jacke kick)

Packers — Bennett 11 run (Jacke kick)



'97 *49ers 38, Minnesota Vikings 22* *NFC Divisional Playoff* *January 3 at 3Com Park (San Francisco, CA)*

RB Terry Kirby rushed for a career-high 120 yards and scored two touchdowns, leading the San Francisco 49ers to a 38-22 victory over the Minnesota Vikings in the NFC Divisional Playoffs at 3Com Park.

In addition to Kirby's heroics, **QB Steve Young** completed 21-of-30 passes for 224 yards and a touchdown, **WR J.J. Stokes** had 101 yards receiving and **LB Ken Norton Jr.** returned an interception 23 yards for a touchdown.

San Francisco's first score came compliments of a Minnesota special teams miscue. P Mitch Berger's punt sailed off the side of his foot and into the crowd after going only 12 yards. The 49ers took over on the Vikings' 26, and four plays later, **FB William Floyd** scored from the one and the 49ers led 7-0. Less than a minute later, the visitors tied the game on a 66-yard scoring pass from **QB Randall Cunningham** to **WR Cris Carter**. In the second quarter, the 49ers again took advantage of a poor kick by Berger — this time a punt of 29 yards — to take a 14-7 lead. Moving 61 yards in only four plays, and aided by three Minnesota penalties, Kirby scored the first of his two touchdowns on a one-yard plunge. Then the game-breaker occurred two plays later. After the San Francisco defense flushed Cunningham out of the pocket, he threw over an onrushing **DE Roy Barker** and into the hands of Norton, who ran untouched into the end zone.

In the third quarter, **K Gary Anderson** connected on a 34-yard field goal to build the lead to 24-7, but Cunningham and Carter hooked up again for a score, closing the gap to 24-14. On the ensuing series, the 49ers marched 75 yards in seven plays, highlighted by two Kirby runs of 22 and 14 yards. Then Young hit **WR Terrell Owens**, with one of the prettiest touchdowns of the year, as the second-year receiver shook off a defender, then dove into the end zone for the score. Kirby finished the scoring in the fourth quarter with another one-yard run.

CB Tyrone Drakeford had six tackles and a pair of passes defended to pace the defense. Barker also recorded San Francisco's only sack of the game.

| | | | | | | |
|--------------|---|----|----|---|---|----|
| Vikings..... | 7 | 0 | 7 | 8 | - | 22 |
| 49ers..... | 7 | 14 | 10 | 7 | - | 38 |

| | |
|---------|--|
| 49ers | — Floyd 1 run (Anderson kick) |
| Vikings | — Carter 66 pass from Cunningham (Murray kick) |
| 49ers | — Kirby 1 run (Anderson kick) |
| 49ers | — Norton 23 interception (Anderson kick) |
| 49ers | — Anderson 34 field goal |
| Vikings | — Carter 3 pass from Cunningham (Murray kick) |
| 49ers | — Owens 15 pass from Young (Anderson kick) |
| 49ers | — Kirby 1 run (Anderson kick) |
| Vikings | — Hatchette 13 pass from Cunningham (Cunningham to Walsh pass) |

'97 *Green Bay Packers 23, 49ers 10* *NFC Championship* *January 11 at 3Com Park (San Francisco, CA)*

RB Dorsey Levens rushed for 114 yards and **WR Antonio Freeman** caught four passes for 104 yards and a touchdown to lead visiting Green Bay to a 23-10 win in the NFC Championship Game. The game was played before 68,987 under windy and rainy conditions at 3Com Park.

The Packers opened the scoring late in the first quarter. After San Francisco punted on their first series, **QB Brett Favre** led Green Bay on a 10-play, 76-yard drive that resulted in a **K Ryan Longwell** 19-yard field goal. Favre completed 3-of-4 passes for 37 yards in the series.

Green Bay continued their scoring in the second quarter. **S Eugene Robinson** intercepted a **QB Steve Young** pass and returned it 58 yards to the San Francisco 28. Two plays later, Favre threw a 27-yard scoring pass to Freeman to make the score 10-0.

San Francisco then broke the drought on a scoring drive beginning with 4:23 remaining in the second. Following a missed field goal by Longwell, the 49ers took possession at their own 38. A



pair of Young completions for 32 yards had the Niners in Packer territory, but two holding penalties brought the ball back to the original line of scrimmage. On a key third down and 26 yards to go, Young completed a 48-yard pass to **WR Terrell Owens** to the Packer 10-yard line. The drive resulted in a 28-yard field goal by **K Gary Anderson**.

Green Bay answered on their next possession. Freeman returned the kickoff 18 yards to the Packer 27. Two plays later Favre hit Freeman for a 40-yard completion to the San Francisco 25. Longwell connected on a 43-yard field goal to make the halftime score 13-3.

After a scoreless third quarter, Green Bay extended their lead to 16-3 on a 25-yard field goal by Longwell. The Packers added on seven more after a five-yard touchdown run by Levens to make the score 23-3.

San Francisco closed out the game scoring on the ensuing kickoff. **Chuck Levy** returned Longwell's kick 95 yards for a touchdown. Levy's return was the second longest postseason return for San Francisco, trailing the 97-yard touchdown return by Vic Washington vs. Dallas in 1972.

Young completed 23-of-38 passes for 250 yards and one interception. **RB Terry Kirby** ran for a team-high 21 yards on six carries. **WR J.J. Stokes** caught six passes for 87 yards, including a long of 43.

Defensively, San Francisco was led by **S Merton Hanks** with eight tackles. **LB Ken Norton Jr.**, **LB Lee Woodall**, **LB Gary Plummer** and **S Tim McDonald** had seven tackles each.

| | | | | | | |
|---------------|---|----|---|----|---|----|
| Packers | 3 | 10 | 0 | 10 | - | 23 |
| 49ers | 0 | 3 | 0 | 7 | - | 10 |

- Packers — Longwell 19 field goal
- Packers — Freeman 27 pass from Favre (Longwell kick)
- 49ers — Anderson 28 field goal
- Packers — Longwell 43 field goal
- Packers — Longwell 25 field goal
- Packers — Levens 5 run (Longwell kick)
- 49ers — Levy 95 kickoff return (Anderson kick)

'98

49ers 30, Green Bay Packers 27

NFC Wild Card

January 3 at 3Com Park (San Francisco, CA)

QB Steve Young threw three touchdown passes, including a 25-yard strike to **WR Terrell Owens** with three seconds remaining as San Francisco edged Green Bay, 30-27.

The 49ers forced three Green Bay turnovers and racked up 178 yards rushing, including 128 yards on 22 carries by **RB Garrison Hearst**, but still needed last-second heroics to defeat their rival and nemesis.

On a crystal clear day in the Bay Area, it was the Packers who opened the scoring on a 23-yard field goal from **K Ryan Longwell** midway through the first quarter. San Francisco answered with help from a big play defense. **S Merton Hanks** forced a fumble by **RB Dorsey Levens**, and the ball was recovered by **DE Chris Doleman** at the Green Bay 19-yard line. Three plays later Young connected with **TE Greg Clark** from one-yard out for the touchdown and a 7-3 lead.

Just four seconds into the second quarter, the Packers regained the lead on a two-yard scoring toss from **QB Brett Favre** to **WR Antonio Freeman**. The score capped a nine-play, 62-yard drive. San Francisco tied the score on the first of three **K Wade Richey** field goals, this one from 34 yards out with 6:53 remaining in the half. The Packers surged back ahead with 36 seconds remaining when Levens bowled into the end zone from two yards out. The extra point by Longwell was good and Green Bay took a 17-10 halftime lead.

The third quarter opened with another big play from the 49ers defense. With Green Bay driving at their own 41-yard line, **DE Charles Haley** pressured Favre into an errant pass that was intercepted by **LB Lee Woodall** and returned 17 yards to the Packer 33-yard line. Five plays later, the score was tied for a third time when Young hit Clark from eight-yards out for the score.

The 49ers reclaimed the lead midway through the quarter on a **TEAM-POSTSEASON RECORD** and **CAREER-LONG** 48-yard field goal from Richey. The kick capped an 11-play, 48-yard drive that took 5:33 off the clock.

In a game that saw five lead changes and three ties, the fourth quarter became particularly dramatic. Longwell answered Richey's 48-yard kick with a 37-yard effort of his own to tie the game



at 20-20 at the beginning of the fourth. On the ensuing possession, San Francisco marched 51 yards in 10 plays and capped the drive with a 40-yard field goal by Richey to reclaim the lead at 23-20. With 4:19 remaining in the game, Green Bay took over at their own 11-yard line. From there, Favre would lead his team on a nine-play, 89-yard scoring drive. The drive was capped when Favre hit Freeman from 15 yards out for the touchdown and a 27-23 lead with 1:56 remaining in the game.

The Packer touchdown set up one of the most memorable sequences in 49ers' history. San Francisco took possession at their own 24-yard line with 1:50 remaining and three timeouts to their credit. From there Young would lead the team on a drive for the ages. Young opened the drive with completions of 17 and nine yards to **WR J.J. Stokes**. His third straight completion was for three yards to **FB Marc Edwards**, who broke three tackles to pick up a first down. After using the first timeout, Young threw incomplete to Stokes and then had a six-yard completion to **WR Jerry Rice**. The 49ers second timeout was followed by a nine-yard completion to **RB Terry Kirby** who ran out of bounds at the Green Bay 32-yard line. A seven-yard completion to **RB Garrison Hearst** was followed by the 49ers final timeout with 14 seconds remaining on the clock. After the timeout, Young passed incomplete to Stokes and eight seconds remained on the clock. On the next play Young dropped back, stumbled and threw a 25-yard touchdown strike to Owens who was sandwiched in the end zone by S Pat Terrell and S Darren Sharper.

CB Marquez Pope and Woodall paced the defensive effort with eight tackles each. Woodall also recorded an interception and had two passes defended. **DT Brentson Buckner** added six tackles, while **LB Ken Norton Jr.** and **DT Junior Bryant** recorded five stops each. **CB Darnell Walker** added an interception.

| | | | | | | |
|---------------|---|----|----|----|---|----|
| Packers | 3 | 14 | 0 | 10 | - | 27 |
| 49ers..... | 7 | 3 | 10 | 10 | - | 30 |

- Packers** — Longwell 23 field goal
49ers — Clark 1 pass from Young (Richey kick)
Packers — Freeman 2 pass from Favre (Longwell kick)
49ers — Richey 34 field goal
Packers — Levens 2 run (Longwell kick)
49ers — Clark 8 pass (Richey kick)
49ers — Richey 48 field goal
Packers — Longwell 37 field goal
49ers — Richey 40 field goal
Packers — Freeman 15 pass from Favre (Longwell kick)
49ers — Owens 25 pass from Young (Richey kick)

'98 Atlanta Falcons 20, 49ers 18 NFC Divisional Playoff January 9 at Georgia Dome (Atlanta, GA)

With San Francisco's NFL-leading running game a mere shell of itself, the Atlanta Falcons forced three turnovers and held off the 49ers, 20-18, in the NFC Divisional Playoff at the Georgia Dome.

San Francisco's hope of controlling the game on the ground came to a screeching halt on the first play of the game when **RB Garrison Hearst** fractured the tibia in his left leg on an inside run that had gained seven yards. With Hearst out and **RB Terry Kirby** hobbled with a bruised leg, the 49ers managed just 46 yards on the ground.

Atlanta's rushing attack flourished in the first half thanks to the power running of RB Jamal Anderson, who scored on a two-yard run in the first quarter to give the Falcons a 7-0 lead.

Atlanta increased its lead to 14-0 when Anderson finished off a 34-yard run with a spread eagle dive into the end zone with 3:12 left in the second quarter. The touchdown run capped a seven-play, 82-yard drive.

San Francisco snatched the momentum from the Falcons by putting together a pair of scoring drives just before the half. The 49ers answered Atlanta's second touchdown march with a nine-play, 80-yard drive that concluded with the familiar end zone combination of **QB Steve Young** to **WR Jerry Rice** from 17 yards out. It was Rice's 19th career postseason touchdown. With just under one minute to play in the first half, **DE Charles Haley** chased QB Chris Chandler and



deflected his pass into the waiting arms of **DT Junior Bryant**, who returned it four yards to the Atlanta 36-yard line. **K Wade Richey** made it a 14-10 game at the half with a 36-yard field goal as time expired.

The 49ers carried that momentum into the third quarter, nearly tripling Atlanta's offensive output in the second half (187 yards to 68). But turnovers did not allow them to complete the comeback. The Falcons thwarted two drives with a pair of interceptions, including one by S Eugene Robinson that was returned 77 yards, to set up a K Morten Andersen 29-yard field goal. Leading 17-10, Andersen added another 32-yard field goal to give the Falcons a 10-point edge with 10:33 remaining.

San Francisco responded to Atlanta's three pointer with a 13-play, 87-yard drive that Young finished himself with an eight-yard touchdown run. A two-point pass from **QB Ty Detmer** to **TE Greg Clark** made it 20-18 with 2:57 left.

After Atlanta used up 2:19 of the clock, the 49ers got the ball back at their own four yard line but were only able to move to the 26 before Young's Hail Mary attempt was intercepted as time expired.


After rushing for 83 yards on 13 carries in the first half, Anderson was limited to 30 yards on 16 carries in the second half by San Francisco's defense. **LB Winfred Tubbs** made a game-high 10 tackles, while **DE Chris Doleman** made six stops and one sack.

| | | | | | | |
|----------------------|---|----|---|---|---|----|
| 49ers | 0 | 10 | 0 | 8 | - | 18 |
| Falcons | 7 | 7 | 3 | 3 | - | 20 |

- Falcons** — Anderson 2 run (Andersen kick)
- Falcons** — Anderson 34 run (Andersen kick)
- 49ers** — Rice 17 pass from Young (Richey kick)
- 49ers** — Richey 36 field goal
- Falcons** — Andersen 29 field goal
- Falcons** — Andersen 32 field goal
- 49ers** — Young 8 run (Detmer to Clark pass)

— THE 49ERS PLAYOFF RECORD WHEN... —

- 17-1 Winning takeaway-giveaway battle
- 2-14 Losing takeaway-giveaway battle
- 3-0 Tying takeaway-giveaway battle
- 6-0 Committing no turnovers
- 20-2 Leading at halftime
- 3-10 Trailing at halftime
- 1-3 Tied at halftime
- 23-3 Leading after three quarters
- 1-12 Trailing after three quarters
- 14-4 Scoring first
- 22-7 Scoring 20-or-more points
- 16-2 Holding opponents under 17 points
- 7-3 Passing for 300 yards-or-more
- 14-7 Passing for 250 yards-or-less
- 22-4 Rushing for 100 yards-or-more
- 8-0 Rushing for 150 yards-or-more
- 1-10 Rushing for less than 100 yards
- 19-2 Rushing 30 times-or-more
- 7-1 Opponents pass for 300 yards-or-more
- 13-9 Opponents pass for 250 yards-or-less
- 6-14 Opponents rush for 100 yards-or-more
- 17-1 Opponents rush for less than 100 yards
- 5-13 Opponents rush 30 times-or-more
- 21-10 Playing on grass
- 3-5 Playing on turf
- 18-9 Playing at home
- 2-7 Playing on the road
- 8-5 Decided by touchdown-or-less




The 49ers offensive line allowed just 25 sacks and anchored the NFL's fourth most explosive offensive attack in 2000.

RECORDS

SUPER BLOW-OUT

In five Super Bowl appearances, the 49ers have averaged 37.6 points per game while allowing 17.8. The 19.8 average margin of victory is the largest by a team with multiple Super Bowl appearances. Green Bay's 19.3 average margin of victory in three Super Bowls ranks second, while Oakland's 11.3 margin is third. The Chicago Bears have a 36.0-point margin after beating New England, 46-10, in their lone Super Bowl appearance.

HISTORY





49ERS' TEAM VS. TEAM RESULTS

(National Football League - 1950-Present)

49ers vs. Arizona Cardinals W-12 L-9 T-0 (Pts. - S.F. 482, Phoenix 419)

Record vs. Cardinals: Home - 7-5 (Kezar - 1-3; 3Com - 6-2); Away - 5-4 (Busch - 4-2; Sun Devil - 1-2)

Points vs. Cardinals: Home - 292-257 (Kezar - 79-87; 3Com - 189-160); Away - 214-172 (Busch - 153-114; Sun Devil - 61-58)

| | | |
|----------------------------|----------------------------|--------------------------|
| 1951-Cardinals 27-21 (SF)* | 1976-Cardinals 23-20 (SL)# | 1987-49ers 34-28 (SF) |
| 1957-Cardinals 20-10 (SF)* | 1978-Cardinals 16-10 (SF) | 1988-Cardinals 24-23 (P) |
| 1962-49ers 24-17 (SL) | 1979-Cardinals 13-10 (SL) | 1991-49ers 14-10 (SF) |
| 1964-Cardinals 23-13 (SF) | 1980-49ers 24-21 (SF)# | 1992-Cardinals 24-14 (P) |
| 1968-49ers 35-17 (SF) | 1982-49ers 31-20 (SL) | 1993-49ers 28-14 (SF) |
| 1971-49ers 26-14 (SL) | 1983-49ers 42-27 (SL) | 1999-49ers 24-10 (P) |
| 1974-Cardinals 34-9 (SF) | 1986-49ers 43-17 (SF) | 2000-49ers 27-20 (SF) |

* Chicago Cards(SL) = St. Louis(P) = Phoenix#Overtime

49ers vs. Atlanta Falcons W-42 L-26 T-1 (Pts. - S.F. 1,676, Atlanta 1,151)

Record vs. Falcons: Home - 25-9 (Kezar - 3-1; 3Com - 22-8); Away - 17-17-1 (Fulton County - 13-11-1; Georgia Dome - 4-6)

Points vs. Falcons: Home - 840-456 (Kezar - 97-61; 3Com - 743-395); Away - 836-695 (Fulton County - 539-475; Georgia Dome - 297-221)

| | | |
|------------------------|-------------------------|-------------------------|
| 1966-49ers 44-7 (A) | 1978-Falcons 20-17 (SF) | 1990-49ers 19-13 (SF) |
| 1967-49ers 38-7 (SF) | Falcons 21-10 (A) | 49ers 45-35 (A) |
| 49ers 34-28 (A) | 1979-49ers 20-15 (SF) | 1991-Falcons 39-34 (SF) |
| 1968-49ers 28-13 (SF) | Falcons 31-21 (A) | Falcons 17-14 (A) |
| 49ers 14-12 (A) | 1980-Falcons 20-17 (SF) | 1992-49ers 56-17 (SF) |
| 1969-Falcons 24-12 (A) | Falcons 35-10 (A) | 49ers 41-3 (A) |
| Falcons 21-7 (SF) | 1981-Falcons 34-17 (A) | 1993-49ers 37-30 (SF) |
| 1970-Falcons 21-0 (A) | 49ers 17-14 (SF) | Falcons 27-24 (A) |
| 49ers 24-20 (SF) | 1982-Falcons 17-7 (SF) | 1994-49ers 42-3 (A) |
| 1971-Falcons 20-17 (A) | 1983-49ers 24-20 (SF) | 49ers 50-14 (SF) |
| 49ers 24-3 (SF) | Falcons 28-24 (A) | 1995-49ers 41-10 (SF) |
| 1972-49ers 49-14 (A) | 1984-49ers 14-5 (SF) | Falcons 28-27 (A) |
| 49ers 20-0 (SF) | 49ers 35-17 (A) | 1996-49ers 39-17 (SF) |
| 1973-49ers 13-9 (A) | 1985-49ers 35-16 (SF) | 49ers 34-10 (A) |
| Falcons 17-3 (SF) | 49ers 38-17 (A) | 1997-49ers 34-7 (SF) |
| 1974-49ers 16-10 (A) | 1986-Tie 10-10 (A)# | 49ers 35-28 (A) |
| 49ers 27-0 (SF) | 49ers 20-0 (SF) | 1998-49ers 31-20 (SF) |
| 1975-Falcons 17-3 (SF) | 1987-49ers 25-17 (A) | Falcons 31-19 (A) |
| Falcons 31-9 (A) | 49ers 35-7 (SF) | Falcons 20-18 (A)+ |
| 1976-49ers 15-0 (SF) | 1988-Falcons 34-17 (SF) | 1999-49ers 26-7 (SF) |
| Falcons 21-16 (A) | 49ers 13-3 (A) | Falcons 34-29 (A) |
| 1977-Falcons 7-0 (SF) | 1989-49ers 45-3 (SF) | 2000-Falcons 36-28 (A) |
| 49ers 10-3 (A) | 49ers 23-10 (A) | 49ers 16-6 (SF) |

#Overtime +Postseason

49ers vs. Baltimore Ravens W-1 L-0 T-0 (Pts. - S.F. 38, Baltimore 20)

Record vs. Ravens: Home - 1-0 (3Com - 1-0)

Points vs. Ravens: Home - 38-20 (3Com - 38-20)

1996-49ers 38-20 (SF)

49ers vs. Buffalo Bills W-3 L-4 T-0 (Pts. - S.F. 156, Buffalo 142)

Record vs. Bills: Home - 2-2 (3Com - 2-2); Away - 1-2 (War Memorial - 1-0; Rich - 1-1)

Points vs. Bills: Home - 92-79 (3Com - 92-79); Away - 64-63 (War Memorial - 20-27; Rich - 44-36)

| | | |
|-----------------------|-----------------------|-----------------------|
| 1972-Bills 27-20 (B) | 1989-49ers 21-10 (SF) | 1995-49ers 27-17 (SF) |
| 1980-Bills 18-13 (SF) | 1992-Bills 34-31 (SF) | 1998-Bills 26-21 (B) |
| 1983-49ers 23-10 (B) | | |



49ers vs. Carolina Panthers W-5 L-7 T-0 (Pts. - Carolina 311, S.F. 277)

Record vs. Panthers: Home - 2-4 (3Com - 2-4); Away - 3-3 (Clemson - 1-0; Ericsson - 2-3)
Points vs. Panthers: Home - 134-154 (3Com - 134-154); Away - 143-157 (Clemson - 31-10; Ericsson - 112-147)

| | | |
|-------------------------|-----------------------|--------------------------|
| 1995-Panthers 13-7 (SF) | 1997-49ers 34-21 (C) | 1999-Panthers 31-29 (SF) |
| 49ers 31-10 (C)* | 49ers 27-19 (SF) | Panthers 41-24 (C) |
| 1996-Panthers 23-7 (C) | 1998-49ers 25-23 (SF) | 2000-Panthers 38-22 (SF) |
| Panthers 30-24 (SF) | 49ers 31-28 (C)# | Panthers 34-16 (C) |

*Clemson, SC #Overtime

49ers vs. Chicago Bears W-29 L-25 T-1 (Pts. - S.F. 1,260, Chicago 1,081)

Record vs. Bears: Home - 19-12 (Kezar - 10-8; 3Com - 9-4); Away - 10-13-1 (Wrigley - 7-11-1; Soldier - 3-2)
Points vs. Bears: Home - 804-558 (Kezar - 467-420; 3Com - 337-138); Away - 456-523 (Wrigley - 348-476; Soldier - 108-47)

| | | |
|-----------------------|-----------------------|------------------------|
| 1950-Bears 32-20 (SF) | 1960-Bears 27-10 (C) | 1972-49ers 34-21 (C) |
| Bears 17-0 (C) | 49ers 25-7 (SF) | 1974-49ers 34-0 (C) |
| 1951-Bears 13-7 (C) | 1961-Bears 31-0 (C) | 1975-49ers 31-3 (SF) |
| 1952-49ers 40-16 (C) | 49ers 41-31 (SF) | 1976-Bears 19-12 (SF) |
| Bears 20-17 (SF) | 1962-Bears 30-14 (SF) | 1978-Bears 16-13 (SF) |
| 1953-49ers 35-28 (C) | 49ers 34-27 (C) | 1979-Bears 28-27 (SF) |
| 49ers 24-14 (SF) | 1963-49ers 20-14 (SF) | 1981-49ers 28-17 (SF) |
| 1954-49ers 31-24 (C) | Bears 27-7 (C) | 1983-Bears 13-3 (C) |
| Bears 31-27 (SF) | 1964-49ers 31-21 (SF) | 1984-49ers 23-0 (SF)+ |
| 1955-49ers 20-19 (C) | Bears 23-21 (C) | 1985-Bears 26-10 (SF) |
| Bears 34-23 (SF) | 1965-49ers 52-24 (SF) | 1987-49ers 41-0 (SF) |
| 1956-Bears 31-7 (C) | Bears 61-20 (C) | 1988-Bears 10-9 (C) |
| Bears 38-21 (SF) | 1966-Tie 30-30 (C) | 49ers 28-3 (C)+ |
| 1957-49ers 21-17 (C) | 49ers 41-14 (SF) | 1989-49ers 26-0 (SF) |
| 49ers 21-17 (SF) | 1967-Bears 28-14 (SF) | 1991-49ers 52-14 (SF) |
| 1958-Bears 28-6 (C) | 1968-Bears 27-19 (C) | 1994-49ers 44-15 (SF)+ |
| Bears 27-14 (SF) | 1969-49ers 42-21 (SF) | 2000-49ers 17-0 (SF) |
| 1959-49ers 20-17 (SF) | 1970-49ers 37-16 (C) | |
| Bears 14-3 (C) | 1971-49ers 13-0 (SF) | +Postseason |

49ers vs. Cincinnati Bengals W-9 L-2 T-0 (Pts. - S.F. 247, Cincinnati 206)

Record vs. Bengals: Home - 4-1 (3Com - 4-1); Away - 3-1 (Riverfront - 3-1); Neutral - 2-0 (Pontiac Silverdome - 1-0; Joe Robbie - 1-0)

Points vs. Bengals: Home - 103-79 (3Com - 103-79); Away - 98-90 (Riverfront - 98-90); Neutral - 46-37 (Pontiac Silverdome - 26-21; Joe Robbie - 20-16)

| | | |
|------------------------|-----------------------------|------------------------|
| 1974-Bengals 21-3 (SF) | 1984-49ers 23-17 (SF) | 1993-49ers 21-8 (SF) |
| 1978-49ers 28-12 (SF) | 1987-49ers 27-26 (C) | 1996-49ers 28-21 (SF) |
| 1981-49ers 21-3 (C) | 1988-49ers 20-16 (SBXXIII)+ | 1999-Bengals 44-30 (C) |
| 49ers 26-21 (SB XVI)+ | 1990-49ers 20-17 (C)# | |

#Overtime +Postseason

49ers vs. Cleveland Browns W-6 L-9 T-0 (Pts. - Cleveland 319, S.F. 279)

Record vs. Browns: Home - 4-4 (Kezar - 2-3; 3Com - 2-1); Away - 2-5 (Cleveland - 2-5)

Points vs. Browns: Home - 162-181 (Kezar - 92-125; 3Com - 70-56); Away - 117-138 (Cleveland - 117-138)

| | | |
|-----------------------|------------------------|------------------------|
| 1950-Browns 34-14 (C) | 1962-Browns 13-10 (SF) | 1981-Browns 15-12 (SF) |
| 1951-49ers 24-10 (SF) | 1968-Browns 33-21 (SF) | 1984-49ers 41-7 (C) |
| 1953-Browns 23-21 (C) | 1970-49ers 34-31 (SF) | 1987-49ers 38-24 (SF) |
| 1955-Browns 38-3 (SF) | 1974-Browns 7-0 (C) | 1990-49ers 20-17 (SF) |
| 1959-49ers 21-20 (C) | 1978-Browns 24-7 (C) | 1993-Browns 23-13 (C) |

49ers vs. Dallas Cowboys W-15 L-12 T-1 (Pts. - S.F. 725, Dallas 634)

Record vs. Cowboys: Home 9-6 (Kezar - 2-1; 3Com - 7-5); Away - 6-6-1 (Cotton Bowl - 1-1-1; Texas - 5-5)
Points vs. Cowboys: Home - 400-326 (Kezar - 65-57; 3Com - 335-269); Away - 315-308 (Cotton Bowl - 81-77; Texas - 234-231)

| | | |
|------------------------|--------------------------|-------------------------|
| 1960-49ers 26-14 (D) | 1970-Cowboys 17-10 (SF)+ | 1977-Cowboys 42-35 (SF) |
| 1963-49ers 31-24 (SF) | 1971-Cowboys 14-3 (D)+ | 1979-Cowboys 21-13 (SF) |
| 1965-Cowboys 39-31 (D) | 1972-49ers 31-10 (D) | 1980-Cowboys 59-14 (D) |
| 1967-49ers 24-16 (SF) | Cowboys 30-28 (SF)+ | 1981-49ers 45-14 (SF) |
| 1969-Tie 24-24 (D) | 1974-Cowboys 20-14 (D) | 1981-49ers 28-27 (SF)+ |

**Dallas Cowboys Cont.**

1983-49ers 42-17 (SF)

1985-49ers 31-16 (SF)

1989-49ers 31-14 (D)

1990-49ers 24-6 (D)

1992-Cowboys 30-20 (SF)+

1993-Cowboys 26-17 (D)

Cowboys 38-21 (D)+

1994-49ers 21-14 (SF)

49ers 38-28 (SF)+

1995-49ers 38-20 (D)

1996-Cowboys 20-17 (SF)#

1997-49ers 17-10 (SF)

2000-49ers 41-24 (D)

#Overtime +Postseason

49ers vs. Denver Broncos W-5 L-5 T-0 (Pts. - S.F. 273, Denver 227)**Record vs. Broncos** Home - 3-2 (Kezar - 1-0; 3Com - 2-2); Away - 1-3 (Mile High 1-3); Neutral - 1-0 (Louisiana Superdome - 1-0)**Points vs. Broncos:** Home - 136-104 (Kezar - 19-14; 3Com - 117-90); Away - 82-113 (Mile High - 82-113); Neutral - 55-10 (Louisiana Superdome - 55-10)

1970-49ers 19-14 (SF)

1973-49ers 36-34 (D)

1979-Broncos 38-28 (SF)

1982-Broncos 24-21 (D)

1985-Broncos 17-16 (D)

1988-Broncos 16-13 (SF)#

1989-49ers 55-10 (SBXXIV)

#Overtime

1994-49ers 42-19 (SF)

1997-49ers 34-17 (SF)

2000-Broncos 38-9 (D)

49ers vs. Detroit Lions W-30 L-27 T-1 (Pts. - S.F. 1,262, Detroit 1,256)**Record vs. Lions:** Home - 18-10-1 (Kezar - 10-9-1; 3Com - 8-1); Away - 12-17 (Briggs/Tiger - 9-12; Silverdome - 3-5)**Points vs. Lions:** Home - 650-616 (Kezar - 412-482; 3Com - 238-134); Away - 612-640 (Briggs/Tiger - 411-451; Silverdome - 201-189)

1950-Lions 24-7 (D)

49ers 28-27 (SF)

1951-49ers 20-10 (D)

49ers 21-17 (SF)

1952-49ers 17-3 (SF)

49ers 28-0 (D)

1953-Lions 24-21 (D)

Lions 14-10 (SF)

1954-49ers 37-31 (SF)

Lions 48-7 (D)

1955-49ers 27-24 (D)

49ers 38-21 (SF)

1956-Lions 20-17 (D)

Lions 17-13 (SF)

1957-49ers 35-31 (SF)

Lions 31-10 (D)

Lions 31-27 (SF)+

1958-49ers 24-21 (SF)

Lions 35-21 (D)

1959-49ers 34-13 (D)

49ers 33-7 (SF)

1960-49ers 14-10 (D)

Lions 24-0 (SF)

1961-49ers 49-0 (D)

Tie 20-20 (SF)

1962-Lions 45-24 (D)

Lions 38-24 (SF)

1963-Lions 26-3 (D)

Lions 45-7 (SF)

1964-Lions 26-17 (SF)

Lions 24-7 (D)

1965-49ers 27-21 (D)

49ers 17-14 (SF)

1966-49ers 27-24 (SF)

49ers 41-14 (D)

1967-Lions 45-3 (SF)

1968-49ers 14-7 (D)

1969-Lions 26-14 (SF)

1970-Lions 28-7 (D)

1971-49ers 31-27 (SF)

1973-Lions 30-20 (D)

1974-Lions 17-13 (D)

1975-Lions 28-17 (SF)

1977-49ers 28-7 (SF)

1978-Lions 33-14 (P)

1980-Lions 17-13 (P)

1981-Lions 24-17 (P)

1983-49ers 24-23 (SF)+

1984-49ers 30-27 (P)

1985-Lions 23-21 (P)

1988-49ers 20-13 (SF)

1991-49ers 35-3 (SF)

1992-49ers 24-6 (SF)

1993-49ers 55-17 (P)

1994-49ers 27-14 (P)

1995-Lions 27-24 (P)

1996-49ers 24-14 (SF)

1998-49ers 35-13 (SF)

(D) = Detroit (P) = Pontiac +Postseason

49ers vs. Green Bay Packers W-26 L-28 T-1 (Pts. - S.F. 1,124, Green Bay 1,121)**Record vs. Packers:** Home - 16-9-1 (Kezar - 13-5-1; 3Com - 3-4); Away - 10-19 (Green Bay City - 1-1; Milwaukee County - 6-10; Lambeau - 3-8)**Points vs. Packers:** Home - 588-490 (Kezar - 484-360; 3Com - 104-120); Away - 536-631 (Green Bay City - 38-41; Milwaukee County - 301-328; Lambeau - 194-262)

1950-Packers 25-21 (GB)

49ers 30-14 (SF)

1951-49ers 31-19 (SF)

1952-49ers 24-14 (SF)

1953-49ers 37-7 (M)

49ers 48-14 (SF)

1954-49ers 23-17 (M)

49ers 35-0 (SF)

1955-Packers 27-21 (M)

Packers 28-7 (SF)

1956-49ers 17-16 (GB)

49ers 38-20 (SF)

1957-49ers 24-14 (M)

1957-49ers 27-20 (SF)

1958-49ers 33-12 (M)

49ers 48-21 (SF)

1959-Packers 21-20 (GB)

Packers 36-14 (SF)

1960-Packers 41-14 (M)

Packers 13-0 (SF)

1961-Packers 30-10 (GB)

49ers 22-21 (SF)

1962-Packers 31-13 (M)

1962-Packers 31-21 (SF)

1963-Packers 28-10 (M)

1963-Packers 21-17 (SF)

1964-Packers 24-14 (M)

49ers 24-14 (SF)

1965-Packers 27-10 (GB)

Tie 24-24 (SF)

1966-49ers 21-20 (SF)

Packers 20-7 (M)

1967-Packers 13-0 (GB)

1968-49ers 27-20 (SF)

1969-Packers 14-7 (M)

1970-49ers 26-10 (SF)

1972-Packers 34-24 (M)

1973-49ers 20-6 (SF)

1974-49ers 7-6 (SF)

1976-49ers 26-14 (GB)

1977-Packers 16-14 (M)

1980-Packers 23-16 (M)

1981-49ers 13-3 (M)

1986-49ers 31-17 (M)

1987-49ers 23-12 (GB)

1989-Packers 21-17 (SF)

1990-49ers 24-20 (GB)

1995-Packers 27-17 (SF)+

1996-Packers 23-20 (GB)#

Packers 35-14 (GB)+

1997-Packers 23-10 (SF)+

1998-Packers 36-22 (GB)

49ers 30-27 (SF)+

1999-Packers 20-3 (SF)

2000-Packers 31-28 (GB)

+Postseason #Overtime (M) = Milwaukee (GB) = Green Bay



49ers vs. Indianapolis Colts W-17 L-22 T-0 (Pts. - Indianapolis 923, S.F. 779)

Record vs. Colts: Home - 11-9 (Kezar - 8-9; 3Com - 3-0); Away - 6-13 (Baltimore Memorial - 5-12; RCA Dome - 1-1)

Points vs. Colts: Home - 428-429 (Kezar - 335-363; 3Com - 93-66); Away - 351-494 (Baltimore Memorial - 304-452; RCA Dome - 47-42)

| | | |
|-----------------------|-----------------------|-----------------------|
| 1953-49ers 38-21 (B) | 1960-49ers 30-22 (B) | 1967-Colts 41-7 (B) |
| 49ers 45-14 (SF) | 49ers 34-10 (SF) | Colts 26-9 (SF) |
| 1954-Colts 17-13 (B) | 1961-Colts 20-17 (B) | 1968-Colts 27-10 (B) |
| 49ers 10-7 (SF) | Colts 27-24 (SF) | Colts 42-14 (SF) |
| 1955-Colts 26-14 (B) | 1962-49ers 21-13 (B) | 1969-49ers 24-21 (B) |
| 49ers 35-24 (SF) | Colts 22-3 (SF) | 49ers 20-17 (SF) |
| 1956-49ers 20-17 (B) | 1963-Colts 20-14 (SF) | 1972-49ers 24-21 (SF) |
| 49ers 30-17 (SF) | Colts 20-3 (B) | 1986-49ers 35-14 (SF) |
| 1957-Colts 27-21 (B) | 1964-Colts 37-7 (B) | 1989-49ers 30-24 (I) |
| 1957-49ers 17-13 (SF) | Colts 14-3 (SF) | 1995-Colts 18-17 (I) |
| 1958-Colts 35-27 (B) | 1965-Colts 27-24 (B) | 1998-49ers 34-31 (SF) |
| 49ers 21-12 (SF) | Colts 34-28 (SF) | |
| 1959-Colts 45-14 (B) | 1966-Colts 36-14 (B) | (B)= Baltimore |
| Colts 34-14 (SF) | Colts 30-14 (SF) | (I) = Indianapolis |

49ers vs. Jacksonville Jaguars W-0 L-1 T-0 (Pts. - Jacksonville 41, S.F. 3)

Record vs. Jaguars: Home - 0-0 (3Com - 0-0); Away - 0-1 (Alltel - 0-1)

Points vs. Jaguars: Home - 3-41 (3Com - 0-0); Away - 3-41 (Alltel - 3-41)

1999-Jaguars 41-3 (J)

49ers vs. Kansas City Chiefs W-5 L-3 T-0 (Pts. - S.F. 169, Kansas City 134)

Record vs. Chiefs: Home - 3-1 (3Com - 3-1); Away - 2-2 (Arrowhead - 2-2)

Points vs. Chiefs: Home - 97-50 (3Com - 97-50); Away - 72-84 (Arrowhead - 72-84)

| | | |
|------------------------|------------------------|-----------------------|
| 1971-Chiefs 26-17 (SF) | 1985-49ers 31-3 (SF) | 1997-Chiefs 44-9 (KC) |
| 1975-49ers 20-3 (KC) | 1991-49ers 28-14 (SF) | 2000-49ers 21-7 (SF) |
| 1982-49ers 26-13 (KC) | 1994-Chiefs 24-17 (KC) | |

49ers vs. Miami Dolphins W-4 L-4 T-0 (Pts. - S.F. 198, Miami 132)

Record vs. Dolphins: Home - 1-2 (3Com - 1-2); Away - 2-2 (Orange Bowl - 1-2; Joe Robbie - 1-0); Neutral - 1-0 (Stanford - 1-0)

Points vs. Dolphins: Home - 59-42 (3Com - 59-42); Away - 101-74 (Orange Bowl - 57-54; Joe Robbie - 44-20); Neutral - 38-16 (Stanford - 38-16)

| | | |
|--------------------------|----------------------------|----------------------|
| 1973-Dolphins 21-13 (M) | 1983-Dolphins 20-17 (SF) | 1992-49ers 27-3 (SF) |
| 1977-Dolphins 19-15 (SF) | 1984-49ers 38-16 (SB XIX)+ | 1995-49ers 44-20 (M) |
| 1980-Dolphins 17-13 (M) | 1986-49ers 31-16 (M) | +Postseason |

49ers vs. Minnesota Vikings W-21 L-18 T-1 (Pts. - S.F. 999, Minnesota 880)

Record vs. Vikings: Home - 12-7-1 (Kezar - 2-4-1; 3Com - 10-3); Away - 9-11 (Metropolitan - 6-7; Metrodome - 3-4)

Points vs. Vikings: Home - 574-429 (Kezar - 182-178; 3Com - 392-251); Away - 425-451 (Metropolitan - 272-294; Metrodome - 153-157)

| | | |
|-------------------------|--------------------------|------------------------|
| 1961-49ers 38-24 (M) | 1969-Vikings 10-7 (M) | 1988-49ers 24-21 (SF) |
| 49ers 38-28 (SF) | 1970-49ers 17-14 (M)+ | 49ers 34-9 (SF)+ |
| 1962-49ers 21-7 (SF) | 1971-49ers 13-9 (M) | 1989-49ers 41-13 (SF)+ |
| 49ers 35-12 (M) | 1972-49ers 20-17 (SF) | 1990-49ers 20-17 (M) |
| 1963-Vikings 24-20 (SF) | 1973-Vikings 17-13 (SF) | 1991-Vikings 17-14 (M) |
| Vikings 45-14 (M) | 1975-Vikings 27-17 (M) | 1992-49ers 20-17 (M) |
| 1964-Vikings 27-22 (SF) | 1976-49ers 20-16 (SF) | 1993-49ers 38-19 (SF) |
| Vikings 24-7 (M) | 1977-Vikings 28-27 (M) | 1994-Vikings 21-14 (M) |
| 1965-Vikings 42-41 (SF) | 1979-Vikings 28-22 (M) | 1995-49ers 37-30 (SF) |
| 49ers 45-24 (M) | 1983-49ers 48-17 (M) | 1997-49ers 28-17 (SF) |
| 1966-Tie 20-20 (SF) | 1984-49ers 51-7 (SF) | 49ers 38-22 (SF)+ |
| Vikings 28-3 (M) | 1985-Vikings 28-21 (M) | 1999-Vikings 40-16 (M) |
| 1967-49ers 27-21 (M) | 1986-Vikings 27-24 (SF)# | |
| 1968-Vikings 30-20 (SF) | 1987-Vikings 36-24 (SF)+ | #Overtime +Postseason |


49ers vs. New England Patriots W-7 L-2 T-0 (Pts. - S.F. 236, New England 147)
Record vs. Patriots: Home - 4-0 (3Com - 3-0; Stanford - 1-0); Away - 3-2 (Foxboro - 3-2)

Points vs. Patriots: Home - 113-50 (3Com - 76-30; Stanford - 37-20); Away - 123-97 (Foxboro - 123-97)

| | | |
|-------------------------|-----------------------|-------------------------|
| 1971-49ers 27-10 (SF) | 1986-49ers 29-24 (F) | 1995-49ers 28-3 (SF) |
| 1975-Patriots 24-16 (F) | 1989-49ers 37-20 (SF) | 1998-Patriots 24-21 (F) |
| 1980-49ers 21-17 (SF) | 1992-49ers 24-12 (F) | (S) = Stanford |
| 1983-49ers 33-13 (F) | | |

49ers vs. New Orleans Saints W-43 L-18 T-2 (Pts. - S.F. 1,534, New Orleans 1,073)
Record vs. Saints: Home - 21-9-2 (Kezar - 1-0-1; 3Com - 20-9-1); Away - 22-9 (Tulane - 4-2; Superdome - 18-7)

Points vs. Saints: Home - 830-548 (Kezar - 47-33; 3Com - 783-515); Away - 704-525 (Tulane - 178-121; Superdome - 526-404)

| | | |
|------------------------|------------------------|------------------------|
| 1967-49ers 27-13 (SF) | 1980-49ers 26-23 (NO) | 49ers 38-24 (SF) |
| 1969-Saints 43-38 (NO) | 49ers 38-35 (SF)# | 1992-49ers 16-10 (NO) |
| 1970-Tie 20-20 (SF) | 1981-49ers 21-14 (SF) | 49ers 21-20 (SF) |
| 49ers 38-27 (NO) | 49ers 21-17 (NO) | 1993-Saints 16-13 (NO) |
| 1971-49ers 38-20 (NO) | 1982-Saints 23-20 (SF) | 49ers 42-7 (SF) |
| Saints 26-20 (SF) | 1983-49ers 32-13 (NO) | 1994-49ers 24-13 (SF) |
| 1972-49ers 37-2 (NO) | 49ers 27-0 (SF) | 49ers 35-14 (NO) |
| Tie 20-20 (SF) | 1984-49ers 30-20 (SF) | 1995-49ers 24-22 (NO) |
| 1973-49ers 40-0 (SF) | 49ers 35-3 (NO) | Saints 11-7 (SF) |
| Saints 16-10 (NO) | 1985-Saints 20-17 (SF) | 1996-49ers 27-11 (SF) |
| 1974-49ers 17-13 (NO) | 49ers 31-19 (NO) | 49ers 24-17 (NO) |
| 49ers 35-21 (SF) | 1986-49ers 26-17 (SF) | 1997-49ers 33-7 (SF) |
| 1975-49ers 35-21 (SF) | Saints 23-10 (NO) | 49ers 23-0 (NO) |
| 49ers 16-6 (NO) | 1987-49ers 24-22 (NO) | 1998-49ers 31-0 (NO) |
| 1976-49ers 33-3 (SF) | Saints 26-24 (SF) | 49ers 31-20 (SF) |
| 49ers 27-7 (NO) | 1988-49ers 34-33 (NO) | 1999-49ers 28-21 (SF) |
| 1977-49ers 10-7 (NO)# | 49ers 30-17 (SF) | Saints 24-6 (NO) |
| 49ers 20-17 (SF) | 1989-49ers 24-20 (NO) | 2000-Saints 31-15 (NO) |
| 1978-Saints 14-7 (SF) | 49ers 31-13 (SF) | Saints 31-27 (SF) |
| Saints 24-13 (NO) | 1990-49ers 13-12 (NO) | |
| 1979-Saints 30-21 (SF) | Saints 13-10 (SF) | |
| Saints 31-20 (NO) | 1991-Saints 10-3 (NO) | #Overtime |

49ers vs. New York Giants W-15 L-14 T-0 (Pts. - S.F. 601, Giants 552)
Record vs. Giants: Home - 9-6 (Kezar - 0-2; 3Com - 9-4); Away - 6-8 (Polo Grounds - 0-1; Yankee - 2-1; Giants - 4-6)

Points vs. Giants: Home - 334-231 (Kezar - 40-59; 3Com - 294-172); Away - 267-321 (Polo Grounds - 14-23; Yankee - 67-75; Giants - 186-223)

| | | |
|------------------------|------------------------|------------------------|
| 1952-Giants 23-14 (NY) | 1979-Giants 32-16 (NY) | 1988-49ers 20-17 (NY) |
| 1956-Giants 38-21 (SF) | 1980-49ers 12-0 (SF) | 1989-49ers 34-24 (SF) |
| 1957-49ers 27-17 (NY) | 1981-49ers 17-10 (SF) | 1990-49ers 7-3 (SF) |
| 1960-Giants 21-19 (SF) | 49ers 38-24 (SF)+ | Giants 15-13 (SF)+ |
| 1963-Giants 48-14 (NY) | 1984-49ers 31-10 (NY) | 1991-Giants 16-14 (NY) |
| 1968-49ers 26-10 (NY) | 1984-49ers 21-10 (SF)+ | 1992-49ers 31-14 (NY) |
| 1972-Giants 23-17 (SF) | 1985-Giants 17-3 (NY)+ | 1993-49ers 44-3 (SF)+ |
| 1975-Giants 26-23 (SF) | 1986-Giants 21-17 (SF) | 1995-49ers 20-6 (SF) |
| 1977-Giants 20-17 (NY) | Giants 49-3 (NY)+ | 1998-49ers 31-7 (SF) |
| 1978-Giants 27-10 (NY) | 1987-49ers 41-21 (NY) | + Postseason |

49ers vs. New York Jets W-7 L-1 T-0 (Pts. - S.F. 205, Jets 145)
Record vs. Jets: Home - 3-1 (3Com - 3-1); Away - 4-0 (Shea - 2-0; Meadowlands - 2-0)

Points vs. Jets: Home - 90-73 (3Com - 90-73); Away - 115-72 (Shea - 61-48; Meadowlands - 54-24)

| | | |
|-----------------------|-----------------------|------------------------|
| 1971-49ers 24-21 (NY) | 1983-Jets 27-13 (SF) | 1992-49ers 31-14 (NY) |
| 1976-49ers 17-6 (SF) | 1986-49ers 24-10 (SF) | 1998-49ers 36-30 (SF)# |
| 1980-49ers 32-27 (NY) | 1989-49ers 23-10 (NY) | |

+ Postseason #Overtime


49ers vs. Oakland Raiders W-3 L-6 T-0 (Pts. - S.F. 204, Raiders 167)

Record vs. Raiders: Home - 1-4 (3Com - 1-4); Away - 2-2 (Oakland Coliseum - 1-1; Los Angeles Coliseum - 1-1)
Points vs. Raiders: Home - 116-115 (3Com - 116-115); Away - 88-52 (Oakland Coliseum - 48-30; Los Angeles Coliseum - 40-22)

| | | |
|-------------------------|-------------------------|--------------------------|
| 1970-49ers 38-7 (O) | 1982-Raiders 23-17 (SF) | 1991-Raiders 12-6 (LA) |
| 1974-Raiders 35-24 (SF) | 1985-49ers 34-10 (LA) | 1994-49ers 44-14 (SF) |
| 1979-Raiders 23-10 (O) | 1988-Raiders 9-3 (SF) | 2000-Raiders 34-28 (SF)# |
| (LA) = Los Angeles | #Overtime | |

49ers vs. Philadelphia Eagles W-15 L-6 T-1 (Pts. - S.F. 522, Philadelphia 429)

Record vs. Eagles: Home - 7-4 (Kezar - 3-1; 3Com - 4-3); Away - 8-2-1 (Shibe/Connie Mack - 0-1-1; Franklin - 3-0; Veterans - 5-1)

Points vs. Eagles: Home - 258-237 (Kezar - 103-83; 3Com 155-154); Away - 264-192 (Shibe/Connie Mack - 24-31; Franklin - 86-75; Veterans - 154-86)

| | | |
|------------------------|------------------------|-------------------------|
| 1951-Eagles 21-14 (P) | 1969-49ers 14-13 (SF) | 1991-49ers 23-7 (P) |
| 1953-49ers 31-21 (SF) | 1971-49ers 31-3 (P) | 1992-49ers 20-14 (SF) |
| 1956-Tie 10-10 (P) | 1973-49ers 38-28 (SF) | 1993-Eagles 37-34 (SF)# |
| 1958-49ers 30-24 (P) | 1975-Eagles 27-17 (P) | 1994-Eagles 40-8 (SF) |
| 1959-49ers 24-14 (SF) | 1983-Eagles 22-17 (SF) | 1996-49ers 14-0 (SF)+ |
| 1964-49ers 28-24 (P) | 1984-49ers 21-9 (P) | 1997-49ers 24-12 (P) |
| 1966-Eagles 35-34 (SF) | 1985-49ers 24-13 (SF) | +Postseason |
| 1967-49ers 28-27 (P) | 1989-49ers 38-28 (P) | #Overtime |

49ers vs. Pittsburgh Steelers W-9 L-8 T-0 (Pts. - Pittsburgh 350, S.F. 325)

Record vs. Steelers: Home - 4-5 (Kezar - 3-1; 3Com - 1-4); Away - 5-3 (Forbes - 1-1; Pitt - 1-0; Three Rivers - 3-2)
Points vs. Steelers: Home - 159-179 (Kezar - 88-64; 3Com - 71-115); Away - 166-171 (Forbes - 38-44; Pitt - 45-28; Three Rivers - 83-99)

| | | |
|-------------------------|--------------------------|-------------------------|
| 1951-49ers 28-24 (P) | 1968-49ers 45-28 (P) | 1987-Steelers 30-17 (P) |
| 1952-Steelers 24-7 (SF) | 1973-Steelers 37-14 (SF) | 1990-49ers 27-7 (SF) |
| 1954-49ers 31-3 (SF) | 1977-Steelers 27-0 (P) | 1993-49ers 24-13 (P) |
| 1958-49ers 23-20 (SF) | 1978-Steelers 24-7 (SF) | 1996-49ers 25-15 (P) |
| 1961-Steelers 20-10 (P) | 1981-49ers 17-14 (P) | 1999-Steelers 27-6 (SF) |
| 1965-49ers 27-17 (SF) | 1984-Steelers 20-17 (SF) | |

49ers vs. San Diego Chargers W-7 L-3 T-0 (Pts. - S.F. 318, San Diego 180)

Record vs. Chargers: Home - 3-1 (3Com - 3-1); Away - 3-2 (Qualcomm - 3-2); Neutral - 1-0 (Joe Robbie - 1-0)
Points vs. Chargers: Home - 122-68 (3Com - 122-68); Away - 147-86 (Jack Murphy - 147-86); Neutral - 49-26 (Joe Robbie - 49-26)

| | | |
|--------------------------|------------------------|-----------------------|
| 1972-49ers 34-3 (SF) | 1988-49ers 48-10 (SD) | 1997-49ers 17-10 (SF) |
| 1976-Chargers 13-7 (SD)# | 1991-49ers 34-14 (SF) | 2000-49ers 45-17 (SD) |
| 1979-Chargers 31-9 (SD) | 1994-49ers 38-15 (SD) | |
| 1982-Chargers 41-37 (SF) | 49ers 49-26 (SB XXIX)+ | +Postseason #Overtime |

49ers vs. Seattle Seahawks W-4 L-2 T-0 (Pts. - S.F. 151, Seattle 129)

Record vs. Seahawks: Home - 1-1 (3Com - 1-1); Away - 3-1 (Kingdome - 3-1)
Points vs. Seahawks: Home - 43-41 (3Com - 43-41); Away - 108-88 (Kingdome - 108-88)

| | | |
|--------------------------|----------------------|------------------------|
| 1976-49ers 37-21 (S) | 1985-49ers 19-6 (SF) | 1991-49ers 24-22 (S) |
| 1979-Seahawks 35-24 (SF) | 1988-49ers 38-7 (S) | 1997-Seahawks 38-9 (S) |

49ers vs. St. Louis Rams W-49 L-52 T-2 (Pts. - S.F. 2,291, Rams 2,277)

Record vs. Rams: Home - 23-28-1 (Kezar - 10-10-1; 3Com - 13-18); Away - 25-25-1 (L.A. Coliseum - 9-20-1; Anaheim - 13-2; Busch - 1-0; TWA Dome - 3-2)

Points vs. Rams: Home - 1,156-1,088 (Kezar - 470-463; 3Com - 686-625); Away - 1,135-1,189 (L.A. Coliseum - 528-788; Anaheim - 448-275; Busch - 44-10; TWA - 115-116)

| | | |
|-----------------------|-----------------------|----------------------|
| 1950-Rams 35-14 (SF) | 1952-Rams 35-9 (LA) | 1954-Tie 24-24 (LA) |
| Rams 28-21 (LA) | Rams 34-21 (SF) | Rams 42-34 (SF) |
| 1951-49ers 44-17 (SF) | 1953-49ers 31-30 (SF) | 1955-Rams 23-14 (SF) |
| Rams 23-16 (LA) | 49ers 31-27 (LA) | Rams 27-14 (LA) |



St. Louis Rams Cont.

1956-49ers 33-30 (SF)
 Rams 30-6 (LA)
 1957-49ers 23-20 (SF)
 Rams 37-24 (LA)
 1958-Rams 33-3 (SF)
 Rams 56-7 (LA)
 1959-49ers 34-0 (SF)
 49ers 24-16 (LA)
 1960-49ers 13-9 (SF)
 49ers 23-7 (LA)
 1961-49ers 35-0 (SF)
 Rams 17-7 (LA)
 1962-Rams 28-14 (SF)
 49ers 24-17 (LA)
 1963-Rams 28-21 (LA)
 Rams 21-17 (SF)
 1964-Rams 42-14 (LA)
 49ers 28-7 (SF)
 1965-49ers 45-21 (LA)
 49ers 30-27 (SF)
 1966-Rams 34-3 (LA)
 49ers 21-13 (SF)
 1967-49ers 27-24 (LA)
 Rams 17-7 (SF)
 1968-Rams 24-10 (LA)
 Tie 20-20 (SF)
 1969-Rams 27-21 (SF)
 Rams 41-30 (LA)
 1970-49ers 20-6 (LA)
 Rams 30-13 (SF)

1971-Rams 20-13 (SF)
 Rams 17-6 (LA)
 1972-Rams 31-7 (LA)
 Rams 26-16 (SF)
 1973-Rams 40-20 (SF)
 Rams 31-13 (LA)
 1974-Rams 37-14 (LA)
 Rams 15-13 (SF)
 1975-Rams 23-14 (SF)
 49ers 24-23 (LA)
 1976-49ers 16-0 (LA)
 Rams 23-3 (SF)
 1977-Rams 34-14 (LA)
 Rams 23-10 (SF)
 1978-Rams 27-10 (LA)
 Rams 31-28 (SF)
 1979-Rams 27-24 (LA)
 Rams 26-20 (SF)
 1980-Rams 48-26 (A)
 Rams 31-17 (SF)
 1981-49ers 20-17 (SF)
 49ers 33-31 (A)
 1982-49ers 30-24 (A)
 Rams 21-20 (SF)
 1983-Rams 10-7 (SF)
 49ers 45-35 (A)
 1984-49ers 33-0 (A)
 49ers 19-16 (SF)
 1985-49ers 28-14 (A)
 Rams 27-20 (SF)

1986-Rams 16-13 (A)
 49ers 24-14 (SF)
 1987-49ers 31-10 (A)
 49ers 48-0 (SF)
 1988-49ers 24-21 (A)
 Rams 38-16 (SF)
 1989-Rams 13-12 (SF)
 49ers 30-27 (A)
 49ers 30-3 (SF)+
 1990-Rams 28-17 (SF)
 49ers 26-10 (A)
 1991-49ers 27-10 (SF)
 49ers 33-10 (A)
 1992-49ers 27-24 (SF)
 49ers 27-10 (A)
 1993-49ers 40-17 (SF)
 49ers 35-10 (A)
 1994-49ers 34-19 (A)
 49ers 31-27 (SF)
 1995-49ers 44-10 (SL)
 49ers 41-13 (SF)
 1996-49ers 34-0 (SF)
 49ers 28-11 (SL)
 1997-49ers 15-12 (SF)
 49ers 30-10 (SL)
 1998-49ers 28-10 (SL)
 49ers 38-19 (SF)
 1999-Rams 42-20 (SL)
 Rams 23-7 (SF)
 2000-Rams 41-24 (SL)
 Rams 34-24 (SF)

+Postseason (LA) = Los Angeles (A) = Anaheim (SL) = St. Louis

49ers vs. Tampa Bay Buccaneers W-12 L-2 T-0 (Pts. - S.F. 350, Tampa Bay 186)

Record vs. Buccaneers: Home - 8-1 (3Com - 8-1); Away - 4-1 (Tampa - 4-1)

Points vs. Buccaneers: Home - 224-119 (3Com - 224-119); Away - 126-67 (Tampa - 126-67)

| | | |
|-----------------------|-----------------------|-----------------------|
| 1977-49ers 20-10 (SF) | 1984-49ers 24-17 (SF) | 1992-49ers 21-14 (SF) |
| 1978-49ers 6-3 (SF) | 1986-49ers 31-7 (TB) | 1993-49ers 45-21 (TB) |
| 1979-49ers 23-7 (SF) | 1987-49ers 24-10 (TB) | 1994-49ers 41-16 (SF) |
| 1980-Bucs 24-23 (SF) | 1989-49ers 20-16 (TB) | 1997-Bucs 13-6 (TB) |
| 1983-49ers 35-21 (SF) | 1990-49ers 31-7 (SF) | |

49ers vs. Tennessee Titans W-7 L-3 T-0 (Pts. - S.F. 216, Tennessee 176)

Record vs. Titans: Home - 3-2 (3Com - 3-2); Away - 4-1 (Astrodome - 4-1)

Points vs. Titans: Home - 99-85 (3Com - 99-85); Away - 117-91 (Astrodome - 117-91)

| | | |
|------------------------|-----------------------|-----------------------|
| 1970-49ers 30-20 (H) | 1984-49ers 34-21 (H) | 1996-49ers 10-9 (H) |
| 1975-Oilers 27-13 (SF) | 1987-49ers 27-20 (SF) | 1999-49ers 24-22 (SF) |
| 1978-Oilers 20-19 (H) | 1990-49ers 24-21 (H) | |
| 1981-49ers 28-6 (SF) | 1993-Oilers 10-7 (SF) | (H) = Houston |

49ers vs. Washington Redskins W-15 L-8 T-1 (Pts. - S.F. 605, Washington 439)

Record vs. Redskins: Home - 9-2-1 (Kezar - 3-0-1; 3Com - 6-2); Away - 6-6 (Griffith - 1-1; RFK - 4-5; Jack Kent Cooke - 1-0)

Points vs. Redskins: Home - 332-202 (Kezar - 119-44; 3Com - 213-158); Away - 273-237 (Griffith - 23-24; RFK - 205-203; Jack Kent Cooke - 45-10)

| | | |
|-------------------------|--------------------------|---------------------------|
| 1952-49ers 23-17 (W) | 1973-Redskins 33-9 (W) | 1988-49ers 37-21 (SF) |
| 1954-49ers 41-7 (SF) | 1976-Redskins 24-21 (SF) | 1990-49ers 26-13 (SF) |
| 1955-Redskins 7-0 (W) | 1978-Redskins 38-20 (W) | 49ers 28-10 (SF)+ |
| 1961-49ers 35-3 (SF) | 1981-49ers 30-17 (W) | 1992-49ers 20-13 (SF)+ |
| 1967-Redskins 31-28 (W) | 1983-Redskins 24-21 (W)+ | 1994-49ers 37-22 (W) |
| 1969-Tie 17-17 (SF) | 1984-49ers 37-31 (SF) | 1996-49ers 19-16 (W)# |
| 1970-49ers 26-17 (SF) | 1985-49ers 35-8 (W) | 1998-49ers 45-10 (W) |
| 1971-49ers 24-20 (SF)+ | 1986-Redskins 14-6 (W) | 1999-Redskins 26-20 (SF)# |

#Overtime +Postseason



FINAL STANDINGS (1946-49)

ALL-AMERICA FOOTBALL CONFERENCE

1946 SEASON

| EASTERN DIVISION | | | | Points | | |
|------------------|----|----|------|--------|-------|-----|
| W | L | T | Pct. | For | Agst. | |
| New York | 10 | 3 | 1 | .769 | 270 | 192 |
| Brooklyn | 3 | 10 | 1 | .250 | 226 | 339 |
| Buffalo | 3 | 10 | 1 | .250 | 249 | 370 |
| Miami | 3 | 11 | 0 | .154 | 167 | 378 |
| WESTERN DIVISION | | | | Points | | |
| W | L | T | Pct. | For | Agst. | |
| Cleveland | 12 | 2 | 0 | .857 | 423 | 137 |
| San Francisco | 9 | 5 | 0 | .643 | 307 | 189 |
| Los Angeles | 7 | 5 | 2 | .583 | 305 | 290 |
| Chicago | 5 | 6 | 3 | .455 | 263 | 315 |

Championship Game

Cleveland 14, New York 9

1947 SEASON

| EASTERN DIVISION | | | | Points | | |
|------------------|----|----|------|--------|-------|-----|
| W | L | T | Pct. | For | Agst. | |
| Buffalo | 8 | 4 | 2 | .667 | 320 | 288 |
| New York | 11 | 2 | 1 | .846 | 378 | 239 |
| Brooklyn | 3 | 10 | 1 | .231 | 181 | 340 |
| Baltimore | 2 | 11 | 1 | .154 | 167 | 377 |
| WESTERN DIVISION | | | | Points | | |
| W | L | T | Pct. | For | Agst. | |
| Cleveland | 12 | 1 | 1 | .923 | 410 | 185 |
| San Francisco | 8 | 4 | 2 | .667 | 327 | 264 |
| Los Angeles | 7 | 7 | 0 | .500 | 328 | 256 |
| Chicago | 1 | 13 | 0 | .071 | 263 | 425 |

Championship Game

Cleveland 14, New York 3

1948 SEASON

| EASTERN DIVISION | | | | Points | | |
|------------------|----|-----|------|--------|-------|-----|
| W | L | T | Pct. | For | Agst. | |
| Buffalo | 8* | 7* | 0 | .533 | 388 | 375 |
| Baltimore | 7* | 8* | 0 | .467 | 350 | 355 |
| New York | 6* | 8* | 0 | .429 | 265 | 301 |
| Brooklyn | 2* | 12* | 0 | .143 | 253 | 387 |
| WESTERN DIVISION | | | | Points | | |
| W | L | T | Pct. | For | Agst. | |
| Cleveland | 14 | 0 | 0 | 1.000 | 389 | 190 |
| San Francisco | 12 | 2 | 0 | .857 | 495 | 248 |
| Los Angeles | 7 | 7 | 0 | .500 | 258 | 305 |
| Chicago | 1 | 13 | 0 | .071 | 202 | 439 |

*Includes Divisional Playoff game.

Championship Game

Cleveland 49, Buffalo 7

1949 SEASON

| EASTERN DIVISION | | | | Points | | |
|------------------|---|----|------|--------|-------|-----|
| W | L | T | Pct. | For | Agst. | |
| Cleveland | 9 | 1 | 2 | .900 | 339 | 171 |
| San Francisco | 9 | 3 | 0 | .750 | 416 | 227 |
| Brooklyn-NY | 8 | 4 | 0 | .667 | 196 | 206 |
| Buffalo | 5 | 5 | 2 | .500 | 236 | 256 |
| Chicago | 4 | 8 | 0 | .333 | 179 | 261 |
| Los Angeles | 4 | 8 | 0 | .333 | 253 | 322 |
| Baltimore | 1 | 11 | 1 | .083 | 172 | 341 |

First Round Playoff Games

Cleveland 31, Buffalo 21

San Francisco 17, Brooklyn-NY 7**Championship Game**

Cleveland 21, San Francisco 7#

HALF A 'G'

SAN FRANCISCO'S 500-YARD GAMES

| | | | |
|-----|--------------------------|-----|----------------------------|
| 598 | vs. Buffalo (9-13-92) | 521 | vs. Rams (10-8-61) |
| 597 | vs. Baltimore (12-13-53) | 521 | vs. Minnesota (12-8-84) |
| 590 | vs. Atlanta (10-18-92) | 517 | vs. Atlanta (9-24-67) |
| 580 | at Seattle (9-25-88) | 517 | at Houston (10-21-84) |
| 565 | at Detroit (12-19-93) | 515 | vs. Atlanta (11-12-89) |
| 557 | vs. N.Y. Jets (9-6-98) | 510 | at Philadelphia (10-3-71) |
| 555 | at Minnesota (10-15-61) | 506 | at Atlanta (1-3-00) |
| 542 | at Cincinnati (12-5-99) | 505 | vs. Detroit (10-20-91) |
| 539 | at Rams (11-29-93) | 504 | at Atlanta (10-16-66) |
| 539 | at Green Bay (11-23-58) | 504 | at Washington (9-14-98) |
| 538 | vs. Atlanta (9-27-98) | 502 | at Rams (12-11-89) |
| 537 | vs. Miami (1-20-85)* | 501 | at Washington (11-17-86) |
| 536 | vs. Chicago (11-19-61) | 500 | at Dallas Texans (10-5-52) |
| 534 | vs. Washington (9-29-54) | 500 | at New Orleans (12-15-85) |
| 527 | at St. Louis (9-18-83) | | |

*Super Bowl XIX



49ERS YEARLY RESULTS

ALL-AMERICA FOOTBALL CONFERENCE (1946-49)

1946 (9-5)

Lawrence T. Shaw, Coach

| | | | |
|---|----|--------------------------|-----|
| L | 7 | New York Yanks/S-8 | 21 |
| W | 21 | Miami Seahawks/S-15 | 14 |
| W | 32 | Brooklyn Dodgers/S-22 | 13 |
| L | 7 | at Chicago Rockets/S-29 | 21 |
| W | 34 | at Miami Seahawks/O-7 | 7 |
| W | 23 | at Los Angeles Dons/O-12 | 14 |
| L | 14 | at Buffalo Bisons/O-18 | 17 |
| W | 34 | at Cleveland Browns/O-27 | 20 |
| W | 27 | Buffalo Bisons/N-2 | 14 |
| L | 7 | Cleveland Browns/N-10 | 14 |
| L | 9 | at New York Yanks/N-17 | 10 |
| W | 30 | at Brooklyn Dodgers/N-24 | 14 |
| W | 14 | Chicago Rockets/N-30 | 0 |
| W | 48 | Los Angeles Dons/D-8 | 7 |
| | | | 307 |
| | | | 189 |

1948 (12-2)

Lawrence T. Shaw, Coach

| | | | |
|---|----|--------------------------|-----|
| W | 35 | Buffalo Bills/A-29 | 14 |
| W | 36 | Brooklyn Dodgers/S-5 | 20 |
| W | 41 | New York Yanks/S-12 | 0 |
| W | 36 | Los Angeles Dons/S-19 | 14 |
| W | 38 | at Buffalo Bills/S-26 | 28 |
| W | 31 | at Chicago Rockets/O-1 | 14 |
| W | 56 | at Baltimore Colts/O-10 | 14 |
| W | 21 | at New York Yanks/O-17 | 7 |
| W | 21 | Baltimore Colts/O-24 | 10 |
| W | 44 | Chicago Rockets/N-7 | 21 |
| L | 7 | at Cleveland Browns/N-14 | 14 |
| W | 63 | at Brooklyn Dodgers/N-21 | 40 |
| L | 28 | Cleveland Browns/N-28 | 31 |
| W | 38 | at Los Angeles Dons/D-5 | 21 |
| | | | 495 |
| | | | 248 |

1947 (8-4-2)

Lawrence T. Shaw, Coach

| | | | |
|---|----|--------------------------|-----|
| W | 23 | Brooklyn Dodgers/A-31 | 7 |
| W | 17 | Los Angeles Dons/S-7 | 14 |
| W | 14 | Baltimore Colts/S-14 | 7 |
| L | 16 | New York Yanks/S-21 | 21 |
| W | 41 | at Buffalo Bills/S-28 | 24 |
| T | 28 | at Baltimore Colts/O-5 | 28 |
| W | 42 | Chicago Rockets/O-12 | 28 |
| L | 7 | Cleveland Browns/O-26 | 14 |
| W | 26 | at Los Angeles Dons/N-2 | 16 |
| L | 16 | at New York Yanks/N-9 | 24 |
| L | 14 | at Cleveland Browns/N-16 | 37 |
| W | 41 | at Chicago Rockets/N-21 | 16 |
| W | 21 | at Brooklyn Dodgers/N-27 | 7 |
| T | 21 | Buffalo Bills/D-7 | 21 |
| | | | 327 |
| | | | 264 |

1949 (9-3/10-4)

Lawrence T. Shaw, Coach

| | | | |
|---|----|---------------------------|-----|
| W | 31 | Baltimore Colts/A-28 | 17 |
| W | 42 | Chicago Hornets/S-4 | 7 |
| W | 42 | Los Angeles Dons/S-18 | 14 |
| L | 17 | at Buffalo Bills/S-25 | 28 |
| W | 42 | at Chicago Hornets/S-30 | 24 |
| W | 56 | Cleveland Browns/O-9 | 28 |
| W | 51 | Buffalo Bills/O-16 | 7 |
| L | 3 | at New York Yanks/O-23 | 34 |
| L | 28 | at Cleveland Browns/O-30 | 20 |
| W | 28 | at Baltimore Colts/N-6 | 10 |
| W | 41 | at Los Angeles Dons/11-13 | 24 |
| W | 35 | New York Yanks/N-27 | 14 |
| | | | 416 |
| | | | 227 |

AAFC PLAYOFF - DEC. 4

(at San Francisco - Kezar)

| | | | |
|---|----|----------------|---|
| W | 17 | New York Yanks | 7 |
|---|----|----------------|---|

AAFC CHAMPIONSHIP - DEC. 11

(at San Francisco - Kezar)

| | | | |
|---|---|------------------|----|
| L | 7 | Cleveland Browns | 21 |
|---|---|------------------|----|

NATIONAL FOOTBALL LEAGUE (1950 - PRESENT)

*Attendance from 1972 on is actual, does not include "no-shows."

1950 (3-9)

Lawrence T. Shaw, Coach

| | | | |
|---|----|----------------------------------|-----|
| L | 17 | New York Yanks (29,600)/S-17 | 21 |
| L | 20 | Chicago Bears (35,558)/S-24 | 32 |
| L | 14 | Los Angeles Rams (27,262)/O-1 | 35 |
| L | 7 | at Detroit (17,337)/O-8 | 24 |
| L | 24 | at New York Yanks (5,740)/O-12 | 29 |
| W | 28 | Detroit (27,350)/O-22 | 27 |
| W | 17 | Baltimore (14,800)/O-29 | 14 |
| L | 21 | at Los Angeles Rams (15,952)/N-5 | 28 |
| L | 14 | at Cleveland (28,786)/N-12 | 34 |
| L | 0 | at Chicago Bears (35,105)/N-19 | 17 |
| L | 21 | at Green Bay (13,186)/N-26 | 25 |
| W | 30 | Green Bay (19,204)/D-10 | 14 |
| | | | 213 |
| | | | 300 |

1951 (7-4-1)

Lawrence T. Shaw, Coach

| | | | |
|---|----|----------------------------------|-----|
| W | 24 | Cleveland (48,263)/S-30 | 10 |
| L | 14 | Philadelphia (23,827)/O-6 | 21 |
| W | 28 | at Pittsburgh (27,124)/O-14 | 24 |
| L | 7 | at Chicago Bears (42,296)/O-21 | 13 |
| W | 44 | Los Angeles Rams (49,538)/O-28 | 17 |
| L | 16 | at Los Angeles Rams (54,346)/N-4 | 23 |
| W | 19 | New York Yanks (25,538)/N-11 | 14 |
| L | 21 | Chicago Cards (19,658)/N-18 | 27 |
| T | 10 | at New York Yanks (10,184)/N-25 | 10 |
| W | 20 | at Detroit (46,467)/D-2 | 10 |
| W | 31 | Green Bay (15,121)/D-9 | 19 |
| W | 21 | Detroit (27,276)/D-16 | 17 |
| | | | 255 |
| | | | 205 |



1952 (7-5)

Lawrence T. Shaw, Coach

| | | |
|------|-----------------------------------|-----|
| W 17 | Detroit (52,750)/S-28 | 3 |
| W 37 | at Dallas Texans (12,566)/O-5 | 14 |
| W 28 | at Detroit (42,842)/O-12 | 0 |
| W 40 | at Chicago Bears (46,338)/O-19 | 16 |
| W 48 | Dallas Texans (26,887)/O-26 | 21 |
| L 17 | Chicago Bears (58,255)/N-2 | 20 |
| L 14 | at New York Giants (54,230)/N-9 | 23 |
| W 23 | at Washington (30,863)/N-16 | 17 |
| L 9 | at Los Angeles Rams (64,450)/N-23 | 35 |
| L 21 | Los Angeles Rams (49,420)/N-30 | 34 |
| L 7 | Pittsburgh (13,886)/D-7 | 24 |
| W 24 | Green Bay (17,579)/D-14 | 14 |
| 285 | | 221 |

1953 (9-3)

Lawrence T. Shaw, Coach

| | | |
|------|------------------------------------|-----|
| W 31 | Philadelphia (25,000)/S-27 | 21 |
| W 31 | Los Angeles Rams (41,446)/O-4 | 30 |
| L 21 | at Detroit (56,080)/O-11 | 24 |
| W 35 | at Chicago Bears (36,909)/O-18 | 28 |
| L 10 | Detroit (52,300)/O-25 | 14 |
| W 24 | Chicago Bears (26,308)/N-1 | 14 |
| W 31 | at Los Angeles Rams (85,856)/N-8 | 27 |
| L 21 | at Cleveland (80,698)/N-15 | 23 |
| W 37 | at G.B. in Milwaukee (16,378)/N-22 | 7 |
| W 38 | at Baltimore (26,005)/N-29 | 21 |
| W 48 | Green Bay (31,337)/D-6 | 14 |
| W 45 | Baltimore (23,932)/D-13 | 14 |
| 372 | | 237 |

1954 (7-4-1)

Lawrence T. Shaw, Coach

| | | |
|------|------------------------------------|-----|
| W 41 | Washington (32,085)/S-26 | 7 |
| T 24 | at Los Angeles Rams (79,208)/O-3 | 24 |
| W 23 | at G.B. in Milwaukee (15,571)/O-10 | 17 |
| W 27 | at Chicago Bears (42,935)/O-17 | 24 |
| W 37 | Detroit (58,891)/O-24 | 31 |
| L 27 | Chicago Bears (49,833)/O-31 | 31 |
| L 34 | Los Angeles Rams (58,758)/N-7 | 42 |
| L 7 | at Detroit (58,431)/N-14 | 48 |
| W 31 | at Pittsburgh (37,001)/N-20 | 3 |
| L 13 | at Baltimore (23,875)/N-28 | 17 |
| W 35 | Green Bay (32,012)/D-5 | 0 |
| W 10 | Baltimore (25,456)/D-11 | 7 |
| 313 | | 251 |

1955 (4-8)

Norman P. Strader, Coach

| | | |
|------|------------------------------------|-----|
| L 14 | Los Angeles Rams (58,772)/S-25 | 23 |
| L 3 | Cleveland (43,595)/O-2 | 38 |
| W 20 | at Chicago Bears (41,651)/O-9 | 19 |
| W 27 | at Detroit (50,179)/O-16 | 24 |
| L 23 | Chicago Bears (56,350)/O-23 | 34 |
| W 38 | Detroit (44,831)/O-30 | 21 |
| L 14 | at Los Angeles Rams (71,832)/N-6 | 27 |
| L 0 | at Washington (25,112)/N-13 | 7 |
| L 21 | at G.B. in Milwaukee (19,099)/N-20 | 27 |
| L 14 | at Baltimore (33,485)/N-27 | 26 |
| L 7 | Green Bay (32,897)/D-4 | 28 |
| W 35 | Baltimore (33,471)/D-11 | 24 |
| 216 | | 308 |

1956 (5-6-1)

Frank C. Albert, Coach

| | | |
|------|-----------------------------------|-----|
| L 21 | New York Giants (41,751)/S-30 | 38 |
| W 33 | Los Angeles Rams (56,489)/O-7 | 30 |
| L 7 | at Chicago Bears (47,526)/O-14 | 31 |
| L 17 | at Detroit (55,662)/O-21 | 20 |
| L 21 | Chicago Bears (52,612)/O-28 | 38 |
| L 13 | Detroit (46,708)/N-4 | 17 |
| L 6 | at Los Angeles Rams (69,828)/N-11 | 30 |
| W 17 | at Green Bay (17,986)/N-18 | 16 |
| T 10 | at Philadelphia (19,326)/N-25 | 10 |
| W 20 | at Baltimore (37,227)/D-2 | 17 |
| W 38 | Green Bay (32,433)/D-8 | 20 |
| W 30 | Baltimore (43,791)/D-16 | 17 |
| 233 | | 284 |

1957 (8-4/8-5)

Frank C. Albert, Coach

| | | |
|------|------------------------------------|-----|
| L 10 | Chicago Cards (35,743)/S-29 | 20 |
| W 23 | Los Angeles Rams (59,637)/O-6 | 20 |
| W 21 | at Chicago Bears (45,310)/O-13 | 17 |
| W 24 | at G.B. in Milwaukee (18,919)/O-20 | 14 |
| W 21 | Chicago Bears (56,693)/O-27 | 17 |
| W 35 | Detroit (59,702)/N-3 | 31 |
| L 24 | at Los Angeles Rams (102,368)/N-10 | 37 |
| L 10 | at Detroit (56,915)/N-17 | 31 |
| L 21 | at Baltimore (50,073)/N-24 | 27 |
| W 27 | at New York Giants (54,121)/D-1 | 17 |
| W 17 | Baltimore (59,950)/D-8 | 13 |
| W 27 | Green Bay (59,100)/D-15 | 20 |
| 287 | | 295 |

NFC PLAYOFF - DEC. 22

(at San Francisco - Kezar Stadium)

| | | |
|------|------------------|----|
| L 27 | Detroit (60,118) | 31 |
|------|------------------|----|

1958 (6-6)

Frank C. Albert, Coach

| | | |
|------|------------------------------------|-----|
| W 23 | Pittsburgh (51,856)/S-28 | 20 |
| L 3 | Los Angeles Rams (59,826)/O-5 | 33 |
| L 6 | at Chicago Bears (45,310)/O-12 | 28 |
| W 30 | at Philadelphia (33,110)/O-19 | 24 |
| L 14 | Chicago Bears (59,441)/O-26 | 27 |
| W 24 | Detroit (59,350)/N-2 | 24 |
| L 7 | at Los Angeles Rams (95,082)/N-9 | 56 |
| L 21 | at Detroit (54,523)/N-16 | 35 |
| W 33 | at G.B. in Milwaukee (43,819)/N-23 | 12 |
| L 27 | at Baltimore (57,557)/N-30 | 35 |
| W 48 | Green Bay (50,793)/D-7 | 21 |
| W 21 | Baltimore (58,334)/D-14 | 12 |
| 257 | | 324 |

1959 (7-5)

Howard W. Hickey, Coach

| | | |
|------|----------------------------------|-----|
| W 24 | Philadelphia (41,697)/S-27 | 14 |
| W 34 | Los Angeles Rams (56,028)/O-4 | 0 |
| L 20 | at Green Bay (32,150)/O-11 | 21 |
| W 34 | at Detroit (52,585)/O-18 | 13 |
| W 20 | Chicago Bears (59,045)/O-25 | 17 |
| W 33 | Detroit (59,064)/N-1 | 7 |
| W 24 | at Los Angeles Rams (94,276)/N-8 | 16 |
| L 3 | at Chicago Bears (42,157)/N-15 | 14 |
| L 14 | at Baltimore (56,007)/N-22 | 45 |
| W 21 | at Cleveland (53,763)/N-29 | 20 |
| L 14 | Baltimore (59,075)/D-5 | 34 |
| L 14 | Green Bay (55,997)/D-13 | 36 |
| 255 | | 237 |



1960 (7-5)

Howard W. Hickey, Coach

| | | | |
|---|-----|---|-----|
| L | 19 | New York Giants (44,598)/S-25..... | 21 |
| W | 13 | Los Angeles Rams (53,633)/O-2..... | 9 |
| W | 14 | at Detroit (49,825)/O-9..... | 10 |
| L | 10 | at Chicago Bears (48,226)/O-16..... | 27 |
| L | 14 | at G.B. in Milwaukee (39,914)/O-23..... | 41 |
| W | 25 | Chicago Bears (55,071)/O-30..... | 7 |
| L | 0 | Detroit (48,447)/N-6..... | 24 |
| W | 26 | at Dallas (10,000)/N-20..... | 14 |
| W | 30 | at Baltimore (57,808)/N-27..... | 22 |
| W | 23 | at Los Angeles Rams (77,254)/D-4..... | 7 |
| L | 0 | Green Bay (53,612)/D-10..... | 13 |
| W | 34 | Baltimore (57,269)/D-18..... | 10 |
| | 208 | | 205 |

1961 (7-6-1)

Howard W. Hickey, Coach

| | | | |
|---|-----|--|-----|
| W | 35 | Washington (43,412)/S-17..... | 3 |
| L | 10 | at Green Bay (38,624)/S-24..... | 30 |
| W | 49 | at Detroit (53,155)/O-1..... | 0 |
| W | 35 | Los Angeles Rams (59,004)/O-8..... | 0 |
| W | 38 | at Minnesota (34,415)/O-15..... | 24 |
| L | 0 | at Chicago Bears (49,070)/O-22..... | 31 |
| L | 10 | at Pittsburgh (19,686)/O-29..... | 20 |
| T | 20 | Detroit (56,878)/N-5..... | 20 |
| L | 7 | at Los Angeles Rams (63,766)/N-12..... | 17 |
| W | 41 | Chicago Bears (52,972)/N-19..... | 31 |
| W | 38 | Minnesota (48,905)/N-26..... | 28 |
| L | 17 | at Baltimore (57,641)/D-3..... | 20 |
| W | 22 | Green Bay (55,722)/D-10..... | 21 |
| L | 24 | Baltimore (45,517)/D-16..... | 27 |
| | 346 | | 272 |

1962 (6-8)

Howard W. Hickey, Coach

| | | | |
|---|-----|---|-----|
| L | 14 | Chicago (46,052)/S-16..... | 30 |
| L | 24 | at Detroit (51,032)/S-23..... | 45 |
| W | 21 | Minnesota (38,407)/S-30..... | 7 |
| W | 21 | at Baltimore (54,148)/O-7..... | 13 |
| W | 34 | at Chicago (48,902)/O-14..... | 27 |
| L | 13 | at G.B. in Milwaukee (46,012)/O-21..... | 31 |
| L | 14 | Los Angeles Rams (51,033)/O-28..... | 28 |
| L | 3 | Baltimore (44,875)/N-4..... | 22 |
| L | 24 | Detroit (43,449)/N-11..... | 38 |
| W | 24 | at Los Angeles Rams (42,554)/N-18..... | 17 |
| W | 24 | at St. Louis (17,532)/N-25..... | 17 |
| W | 35 | at Minnesota (33,076)/D-2..... | 12 |
| L | 21 | Green Bay (53,769)/D-9..... | 31 |
| L | 10 | Cleveland (35,274)/D-15..... | 13 |
| | 282 | | 331 |

1963 (2-12)

Coach*

| | | | |
|---|----|--|----|
| L | 20 | Minnesota (30,781)/S-15..... | 24 |
| L | 14 | Baltimore (31,006)/S-22..... | 20 |
| L | 14 | at Minnesota (28,567)/S-29..... | 45 |
| L | 3 | at Detroit (44,088)/O-6..... | 26 |
| L | 3 | at Baltimore (56,962)/O-13..... | 20 |
| W | 20 | Chicago (35,837)/O-20..... | 14 |
| L | 21 | at Los Angeles Rams (45,532)/O-27..... | 28 |
| L | 7 | Detroit (33,511)/N-3..... | 45 |
| W | 31 | Dallas (29,563)/N-10..... | 24 |
| L | 14 | at New York Giants (62,982)/N-17..... | 48 |

| | | | |
|---|-----|---|-----|
| L | 10 | at G.B. in Milwaukee (45,905)/N-24..... | 28 |
| L | 17 | Los Angeles Rams (33,321)/D-1..... | 21 |
| L | 7 | at Chicago (46,994)/D-8..... | 27 |
| L | 17 | Green Bay (31,031)/D-14..... | 21 |
| | 198 | | 391 |

*Coach Red Hickey resigned after third game and Jack Christiansen was appointed his successor.

1964 (4-10)

Jack Christiansen, Coach

| | | | |
|---|-----|---|-----|
| L | 17 | Detroit (33,204)/S-13..... | 26 |
| W | 28 | at Philadelphia (57,352)/S-20..... | 24 |
| L | 13 | St. Louis (30,969)/S-27..... | 23 |
| W | 31 | Chicago (33,132)/O-4..... | 21 |
| L | 14 | at G.B. in Milwaukee (47,380)/O-11..... | 24 |
| L | 14 | at Los Angeles Rams (54,355)/O-18..... | 42 |
| L | 22 | Minnesota (31,845)/O-25..... | 27 |
| L | 7 | at Baltimore (60,213)/N-1..... | 37 |
| L | 7 | at Minnesota (40,408)/N-8..... | 24 |
| W | 24 | Green Bay (38,483)/N-15..... | 14 |
| L | 21 | at Chicago (46,772)/N-22..... | 23 |
| L | 3 | Baltimore (33,642)/N-29..... | 14 |
| W | 28 | Los Angeles Rams (31,791)/D-6..... | 7 |
| L | 7 | at Detroit (41,854)/D-13..... | 24 |
| | 236 | | 330 |

1965 (7-6-1)

Jack Christiansen, Coach

| | | | |
|---|-----|--|-----|
| W | 52 | Chicago (31,211)/S-19..... | 24 |
| W | 27 | Pittsburgh (28,161)/S-26..... | 17 |
| L | 24 | at Baltimore (57,342)/O-3..... | 27 |
| L | 10 | at Green Bay (50,858)/O-10..... | 27 |
| W | 45 | at Los Angeles Rams (34,703)/O-17..... | 21 |
| L | 41 | Minnesota (40,673)/O-24..... | 42 |
| L | 28 | Baltimore (43,575)/O-31..... | 34 |
| L | 31 | at Dallas (30,531)/N-7..... | 39 |
| W | 27 | at Detroit (52,570)/N-14..... | 21 |
| W | 30 | Los Angeles Rams (39,253)/N-21..... | 27 |
| W | 45 | at Minnesota (36,748)/N-28..... | 24 |
| W | 17 | Detroit (38,483)/D-5..... | 14 |
| L | 20 | at Chicago (43,400)/D-12..... | 61 |
| T | 24 | Green Bay (45,710)/D-19..... | 24 |
| | 421 | | 402 |

1966 (6-6-2)

Jack Christiansen, Coach

| | | | |
|---|-----|--|-----|
| T | 20 | Minnesota (29,312)/S-11..... | 20 |
| L | 14 | at Baltimore (56,715)/S-25..... | 36 |
| L | 3 | at Los Angeles Rams (45,642)/S-30..... | 34 |
| W | 21 | Green Bay (39,290)/O-9..... | 20 |
| W | 44 | at Atlanta (54,788)/O-16..... | 7 |
| W | 27 | Detroit (36,745)/O-23..... | 24 |
| L | 3 | at Minnesota (45,007)/O-30..... | 28 |
| W | 21 | Los Angeles Rams (35,372)/N-6..... | 13 |
| T | 30 | at Chicago (47,079)/N-13..... | 30 |
| L | 34 | Philadelphia (31,993)/N-20..... | 35 |
| W | 41 | at Detroit (53,189)/N-24..... | 14 |
| L | 7 | at G.B. in Milwaukee (48,725)/D-4..... | 20 |
| W | 41 | Chicago (37,170)/D-11..... | 14 |
| L | 14 | Baltimore (40,005)/D-18..... | 30 |
| | 320 | | 325 |



1967 (7-7)

Jack Christiansen, Coach

| | | |
|------|---------------------------------------|-----|
| W 27 | at Minnesota (39,638)/S-17..... | 21 |
| W 38 | Atlanta (30,207)/S-24..... | 7 |
| L 7 | at Baltimore (60,238)/O-1..... | 41 |
| W 27 | at Los Angeles Rams (60,424)/O-8..... | 24 |
| W 28 | at Philadelphia (60,825)/O-15..... | 27 |
| W 27 | New Orleans (34,285)/O-22..... | 13 |
| L 3 | Detroit (37,990)/O-29..... | 45 |
| L 7 | Los Angeles Rams (53,194)/N-5..... | 17 |
| L 28 | at Washington (50,326)/N-12..... | 31 |
| L 0 | at Green Bay (50,861)/N-19..... | 13 |
| L 9 | Baltimore (44,815)/N-26..... | 26 |
| L 14 | Chicago (25,613)/D-3..... | 28 |
| W 34 | at Atlanta (51,798)/D-10..... | 28 |
| W 24 | Dallas (27,182)/D-16..... | 16 |
| 273 | | 337 |

1968 (7-6-1)

Dick Nolan, Coach

| | | |
|------|---------------------------------------|-----|
| L 10 | at Baltimore (56,864)/S-15..... | 27 |
| W 35 | St. Louis (27,557)/S-22..... | 17 |
| W 28 | Atlanta (27,477)/S-29..... | 13 |
| L 10 | at Los Angeles Rams (69,520)/O-6..... | 24 |
| L 14 | Baltimore (32,822)/O-13..... | 42 |
| W 26 | at New York Giants (62,958)/O-20..... | 10 |
| W 14 | at Detroit (53,555)/O-27..... | 7 |
| L 21 | Cleveland (31,359)/N-3..... | 33 |
| L 19 | at Chicago (46,978)/N-10..... | 27 |
| T 20 | Los Angeles Rams (41,815)/N-17..... | 20 |
| W 45 | at Pittsburgh (21,408)/N-24..... | 28 |
| W 27 | Green Bay (47,218)/D-1..... | 20 |
| L 20 | Minnesota (29,049)/D-8..... | 30 |
| W 14 | at Atlanta (44,977)/D-15..... | 12 |
| 303 | | 310 |

1969 (4-8-2)

Dick Nolan, Coach

| | | |
|------|---|-----|
| L 12 | at Atlanta (45,940)/S-21..... | 24 |
| L 7 | at G.B. in Milwaukee (48,184)/S-28..... | 14 |
| T 17 | Washington (35,184)/O-5..... | 17 |
| L 21 | Los Angeles Rams (45,995)/O-12..... | 27 |
| L 7 | Atlanta (28,684)/O-19..... | 21 |
| W 24 | at Baltimore (60,238)/O-26..... | 21 |
| L 14 | Detroit (35,100)/N-2..... | 26 |
| L 30 | at Los Angeles Rams (73,975)/N-9..... | 41 |
| W 20 | Baltimore (38,472)/N-16..... | 17 |
| L 38 | at New Orleans (71,448)/N-23..... | 43 |
| T 24 | at Dallas (62,348)/N-27..... | 24 |
| W 42 | Chicago (32,826)/D-6..... | 21 |
| L 7 | at Minnesota (43,028)/D-14..... | 10 |
| W 14 | Philadelphia (25,391)/D-21..... | 13 |
| 277 | | 319 |

1970 (10-3-1/11-4-1)

Dick Nolan, Coach

| | | |
|------|--|----|
| W 26 | Washington (34,984)/S-20..... | 17 |
| W 34 | Cleveland (37,502)/S-27..... | 31 |
| L 20 | at Atlanta (58,850)/O-4..... | 21 |
| W 20 | at Los Angeles Rams (77,272)/O-11..... | 6 |
| T 20 | New Orleans (39,446)/O-18..... | 20 |
| W 19 | Denver (39,515)/O-25..... | 14 |
| W 26 | Green Bay (59,335)/N-1..... | 10 |
| W 37 | at Chicago (45,607)/N-8..... | 16 |

| | | |
|------|---------------------------------------|-----|
| W 30 | at Houston (43,040)/N-15..... | 20 |
| L 7 | at Detroit (56,232)/N-22..... | 28 |
| L 13 | Los Angeles Rams (59,602)/N-29..... | 30 |
| W 24 | Atlanta (41,387)/D-6..... | 20 |
| W 38 | at New Orleans (61,940)/D-13..... | 27 |
| W 38 | at Oakland Raiders (54,535)/D-20..... | 7 |
| 352 | | 267 |

NFC PLAYOFF - DEC. 27

(at Bloomington, MN - Metropolitan Stadium)

| | | |
|------|-------------------------|----|
| W 17 | Minnesota (45,103)..... | 14 |
|------|-------------------------|----|

NFC CHAMPIONSHIP - JAN. 3

(at San Francisco - Kezar Stadium)

| | | |
|------|----------------------|----|
| L 10 | Dallas (59,364)..... | 17 |
|------|----------------------|----|

1971 (9-5/10-6)

Dick Nolan, Coach

| | | |
|------|--|-----|
| L 17 | at Atlanta (56,990)/S-19..... | 20 |
| W 38 | at New Orleans (81,595)/S-26..... | 20 |
| W 31 | at Philadelphia (65,358)/O-3..... | 3 |
| L 13 | Los Angeles Rams (44,000)/O-10 +..... | 20 |
| W 13 | Chicago (44,133)/O-17..... | 0 |
| W 26 | at St. Louis (50,419)/O-24..... | 14 |
| W 27 | New England (45,092)/O-31..... | 10 |
| W 13 | at Minnesota (49,784)/N-7..... | 9 |
| L 20 | New Orleans (45,138)/N-14..... | 26 |
| L 6 | at Los Angeles Rams (80,050)/N-21..... | 17 |
| W 24 | at New York Jets (62,936)/N-28..... | 21 |
| L 17 | Kansas City (45,306)-MN/D-6..... | 26 |
| W 24 | Atlanta (44,584)/D-12..... | 3 |
| W 31 | Detroit (45,580)/D-19..... | 27 |
| 300 | | 216 |

NFC PLAYOFF - DEC. 26

(at San Francisco - Candlestick Park)

| | | |
|------|--------------------------|----|
| W 24 | Washington (45,327)..... | 20 |
|------|--------------------------|----|

NFC CHAMPIONSHIP - JAN. 2

(at Irving - Texas Stadium)

| | | |
|-----|----------------------|----|
| L 3 | Dallas (63,409)..... | 14 |
|-----|----------------------|----|

+ First 49ers' regular season game at Candlestick Park.

1972 (8-5-1/8-6-1)

Dick Nolan, Coach

| | | |
|------|--|-----|
| W 34 | San Diego (56,906)/S-17..... | 3 |
| L 20 | at Buffalo (45,825)/S-24..... | 27 |
| W 37 | at New Orleans (69,840)/O-1..... | 2 |
| L 7 | at Los Angeles Rams (77,382)/O-8..... | 31 |
| L 17 | New York Giants (53,284)/O-15..... | 23 |
| T 20 | New Orleans (53,571)/O-22..... | 20 |
| W 49 | at Atlanta (58,850)/O-29..... | 14 |
| L 24 | at G.B. in Milwaukee (47,897)/N-5..... | 34 |
| W 24 | Baltimore (57,225)/N-12..... | 21 |
| W 34 | at Chicago (65,201)/N-19..... | 21 |
| W 31 | at Dallas (65,214)/N-23..... | 10 |
| L 16 | Los Angeles Rams (60,175)-MN/D-4..... | 26 |
| W 20 | Atlanta (57,523)/D-10..... | 0 |
| W 20 | Minnesota (58,502)/D-16..... | 17 |
| 353 | | 249 |

NFC PLAYOFF - DEC. 23

(at San Francisco - Candlestick Park)

| | | |
|------|----------------------|----|
| L 28 | Dallas (59,746)..... | 30 |
|------|----------------------|----|



1973 (5-9)

Dick Nolan, Coach

| | | | |
|---|-----|--|-----|
| L | 13 | at Miami (68,275)/S-16..... | 21 |
| W | 36 | at Denver (50,966)/S-23..... | 34 |
| L | 20 | Los Angeles Rams (57,487)/S-30..... | 40 |
| W | 13 | at Atlanta (58,850)/O-7..... | 9 |
| L | 13 | Minnesota (56,438)/O-14..... | 17 |
| W | 40 | New Orleans (52,881)/O-21..... | 0 |
| L | 3 | Atlanta (56,825)/O-28..... | 17 |
| L | 20 | at Detroit (49,531)/N-4..... | 30 |
| L | 9 | at Washington (54,381)/N-11..... | 33 |
| L | 13 | at Los Angeles Rams (78,358)/N-18..... | 31 |
| W | 20 | Green Bay (49,244)-MN/N-26..... | 6 |
| W | 38 | Philadelphia (51,155)/D-2..... | 28 |
| L | 10 | at New Orleans (62,490)/D-9..... | 16 |
| L | 14 | Pittsburgh (52,752)/D-15..... | 37 |
| | 262 | | 319 |

1974 (6-8)

Dick Nolan, Coach

| | | | |
|---|-----|--|-----|
| W | 17 | at New Orleans (65,071)/S-15..... | 13 |
| W | 17 | at Atlanta (47,686)/S-22..... | 10 |
| L | 3 | Cincinnati (49,895)/S-29..... | 21 |
| L | 9 | St. Louis (47,675)/O-6..... | 34 |
| L | 13 | at Detroit (45,199)-MN/O-14..... | 17 |
| L | 14 | at Los Angeles Rams (74,070)/O-20..... | 37 |
| L | 24 | Oakland Raiders (58,524)/O-27..... | 35 |
| L | 13 | Los Angeles Rams (57,526)-MN/N-4..... | 15 |
| L | 14 | at Dallas (50,018)/N-10..... | 20 |
| W | 34 | at Chicago (42,731)/N-17..... | 0 |
| W | 27 | Atlanta (45,435)/N-24..... | 0 |
| L | 0 | at Cleveland (24,559)/D-1..... | 7 |
| W | 7 | Green Bay (45,475)/D-8..... | 6 |
| W | 35 | New Orleans (40,418)/D-15..... | 21 |
| | 226 | | 236 |

1975 (5-9)

Dick Nolan, Coach

| | | | |
|---|-----|---------------------------------------|-----|
| L | 17 | at Minnesota (48,418)/S-21..... | 27 |
| L | 14 | Los Angeles Rams (55,072)/S-28..... | 23 |
| W | 20 | at Kansas City (54,490)/O-5..... | 3 |
| L | 3 | Atlanta (43,719)/O-12..... | 17 |
| W | 35 | New Orleans (39,654)/O-19..... | 21 |
| L | 16 | at New England (60,358)/O-26..... | 24 |
| L | 17 | Detroit (42,683)/N-2..... | 28 |
| W | 24 | at Los Angeles Rams (78,995)/N-9..... | 23 |
| W | 31 | Chicago (41,319)/N-16..... | 3 |
| W | 16 | at New Orleans (40,328)/N-23..... | 6 |
| L | 17 | at Philadelphia (56,694)/N-30..... | 27 |
| L | 13 | Houston (43,767)/D-7..... | 27 |
| L | 9 | at Atlanta (38,501)/D-14..... | 31 |
| L | 23 | New York Giants (33,939)/D-21..... | 26 |
| | 255 | | 286 |

1976 (8-6)

Monte Clark, Coach

| | | | |
|---|----|---------------------------------------|----|
| W | 26 | at Green Bay (54,628)/S-12..... | 14 |
| L | 12 | Chicago (44,158)/S-19..... | 19 |
| W | 37 | at Seattle (59,108)/S-26..... | 21 |
| W | 17 | New York Jets (42,961)/O-3..... | 6 |
| W | 16 | at Los Angeles Rams (84,483)-MN/O-110 | |
| W | 33 | New Orleans (43,160)/O-17..... | 3 |
| W | 15 | Atlanta (50,240)-SN/O-23..... | 0 |

| | | | |
|---|-----|-------------------------------------|-----|
| L | 20 | at St. Louis (50,365)/O-31.....(OT) | 23 |
| L | 21 | Washington (56,134)/N-7..... | 24 |
| L | 16 | at Atlanta (20,058)/N-14..... | 21 |
| L | 3 | Los Angeles Rams (57,909)/N-21..... | 23 |
| W | 20 | Minnesota (56,775)-MN/N-29..... | 16 |
| L | 7 | at San Diego (33,539)/D-5.....(OT) | 13 |
| W | 27 | at New Orleans (42,536)/D-12..... | 7 |
| | 270 | | 190 |

1977 (5-9)

Ken Meyer, Coach

| | | | |
|---|-----|---|-----|
| L | 0 | at Pittsburgh (48,046)-MN/S-19..... | 27 |
| L | 15 | Miami (40,503)/S-25..... | 19 |
| L | 14 | at Los Angeles Rams (55,466)/O-2..... | 34 |
| L | 0 | Atlanta (38,009)/O-9..... | 7 |
| L | 17 | at New York Giants (70,366)/O-16..... | 20 |
| W | 28 | Detroit (39,392)/O-23..... | 7 |
| W | 20 | Tampa Bay (34,750)/O-30..... | 10 |
| W | 10 | at Atlanta (46,577)/N-6..... | 3 |
| W | 10 | at New Orleans (41,564)/N-13.....(OT) | 7 |
| L | 10 | Los Angeles Rams (56,779)/N-20..... | 23 |
| W | 20 | New Orleans (33,702)/N-27..... | 17 |
| L | 27 | at Minnesota (40,745)/D-4..... | 28 |
| L | 35 | Dallas (55,848)-MN/D-12..... | 42 |
| L | 14 | at G.B. in Milwaukee (44,902)/D-18..... | 16 |
| | 220 | | 260 |

1978 (2-14)

Coach*

| | | | |
|---|-----|---------------------------------------|-----|
| L | 7 | at Cleveland (68,973)/S-3..... | 24 |
| L | 14 | Chicago (49,502)/S-10..... | 16 |
| L | 19 | at Houston (46,161)/S-17..... | 20 |
| L | 10 | at New York Giants (71,536)/S-24..... | 27 |
| W | 28 | Cincinnati (41,107)/O-1..... | 12 |
| L | 10 | at Los Angeles Rams (59,337)/O-8..... | 27 |
| L | 7 | New Orleans (37,671)/O-15..... | 14 |
| L | 17 | Atlanta (34,133)/O-22..... | 20 |
| L | 20 | at Washington (53,706)/O-29..... | 38 |
| L | 10 | at Atlanta (55,468)/N-5..... | 21 |
| L | 10 | St. Louis (33,155)/N-12..... | 16 |
| L | 28 | Los Angeles Rams (45,022)/N-19..... | 31 |
| L | 7 | Pittsburgh (51,657)-MN/N-27..... | 24 |
| L | 13 | at New Orleans (50,068)/D-3..... | 24 |
| W | 6 | Tampa Bay (30,931)/D-10..... | 3 |
| L | 14 | at Detroit (56,674)/D-17..... | 33 |
| | 219 | | 350 |

* Pete McCulley was fired after 9 games and Fred O'Connor was appointed his successor.

1979 (2-14)

Bill Walsh, Coach

| | | | |
|---|----|--|----|
| L | 22 | at Minnesota (46,539)/S-2..... | 28 |
| L | 13 | Dallas (56,728)/S-9..... | 21 |
| L | 24 | at Los Angeles Rams (44,303)/S-16..... | 27 |
| L | 21 | New Orleans (39,727)/S-23..... | 30 |
| L | 9 | at San Diego (50,893)/S-30..... | 31 |
| L | 24 | Seattle (44,592)/O-7..... | 35 |
| L | 16 | at New York Giants (70,352)/O-14..... | 32 |
| W | 20 | Atlanta (33,952)/O-21..... | 15 |
| L | 27 | Chicago (42,773)/O-28..... | 28 |
| L | 10 | at Oakland Raiders (52,764)/N-4..... | 23 |
| L | 20 | at New Orleans (65,551)/N-11..... | 31 |
| L | 28 | Denver (42,910)/N-18..... | 38 |
| L | 20 | Los Angeles Rams (49,282)/N-25..... | 26 |
| L | 10 | at St. Louis (41,593)/D-2..... | 13 |



| | | |
|------|--------------------------|-----|
| W 23 | Tampa Bay (44,506)/D-9 | 7 |
| L 21 | at Atlanta (37,211)/D-16 | 31 |
| 308 | | 416 |

1980 (6-10)

Bill Walsh, Coach

| | | |
|------|-----------------------------------|---------|
| W 26 | at New Orleans (58,621)/S-7 | 23 |
| W 24 | St. Louis (49,999)/S-14 | (OT) 21 |
| W 37 | at New York Jets (50,608)/S-21 | 27 |
| L 17 | Atlanta (56,518)/S-28 | 20 |
| L 26 | at Los Angeles Rams (62,188)/O-5 | 48 |
| L 14 | at Dallas (63,399)/O-12 | 59 |
| L 17 | Los Angeles Rams (55,360)/O-19 | 31 |
| L 23 | Tampa Bay (51,925)/O-26 | 24 |
| L 13 | at Detroit (78,845)/N-2 | 17 |
| L 16 | at G.B. in Milwaukee (54,475)/N-9 | 23 |
| L 13 | at Miami (45,135)/N-16 | 17 |
| W 12 | New York Giants (38,574)/N-23 | 0 |
| W 21 | New England (45,254)/N-30 | 17 |
| W 38 | New Orleans (37,949)/D-7 | (OT) 35 |
| L 10 | at Atlanta (55,767)/D-14 | 35 |
| L 13 | Buffalo (37,476)/D-21 | 18 |
| 320 | | 415 |

**1981 (13-3/16-3)
World Champions**

Bill Walsh, Coach

| | | |
|------|------------------------------------|-----|
| L 17 | at Detroit (62,123)/S-6 | 24 |
| W 28 | Chicago (49,520)/S-13 | 17 |
| L 17 | at Atlanta (56,653)/S-20 | 34 |
| W 21 | New Orleans (44,433)/S-27 | 14 |
| W 30 | at Washington (51,843)/O-4 | 17 |
| W 45 | Dallas (57,574)/O-11 | 14 |
| W 13 | at G.B. in Milwaukee (50,171)/O-18 | 3 |
| W 20 | Los Angeles Rams (59,190)/O-25 | 17 |
| W 17 | at Pittsburgh (52,878)/N-1 | 14 |
| W 17 | Atlanta (59,127)/N-8 | 14 |
| L 12 | Cleveland (52,445)/N-15 | 15 |
| W 33 | at Los Angeles Rams (63,456)/N-22 | 31 |
| W 17 | New York Giants (57,186)/N-29 | 10 |
| W 21 | at Cincinnati (56,796)/D-6 | 3 |
| W 28 | Houston (55,707)/D-13 | 6 |
| W 21 | at New Orleans (43,639)/D-20 | 17 |
| 357 | | 250 |

NFC PLAYOFF - JAN. 3

(at San Francisco - Candlestick Park)

| | | |
|------|--------------------------|----|
| W 38 | New York Giants (58,360) | 24 |
|------|--------------------------|----|

NFC CHAMPIONSHIP - JAN. 10

(at San Francisco - Candlestick Park)

| | | |
|------|-----------------|----|
| W 28 | Dallas (60,525) | 27 |
|------|-----------------|----|

SUPER BOWL XVI - JAN. 24

(at Pontiac, Michigan - Silverdome)

| | | |
|------|---------------------|----|
| W 26 | Cincinnati (81,270) | 21 |
|------|---------------------|----|

1982 (3-6)

Bill Walsh, Coach

| | | |
|------|--------------------------------------|-----|
| L 17 | Los Angeles Raiders (59,748)/S-12 | 23 |
| L 21 | at Denver (73,899)/S-19 | 24 |
| W 31 | at St. Louis (38,064)/N-21 | 20 |
| L 20 | New Orleans (51,611)/N-28 | 23 |
| W 30 | at Los Angeles Rams (58,574)-THN/D-2 | 24 |
| L 37 | San Diego (51,988)-SA/D-11 | 41 |
| L 7 | Atlanta (53,234)-SUN/D-19 | 17 |
| W 26 | at Kansas City (24,319)/D-26 | 13 |
| L 20 | Los Angeles Rams (54,256)/J-2 | 21 |
| 209 | | 206 |

1983 (10-6/11-7)

Bill Walsh, Coach

| | | |
|------|-----------------------------------|-----|
| L 17 | Philadelphia (55,775)-SA/S-3 | 22 |
| W 48 | at Minnesota (58,167)-THN/S-8 | 17 |
| W 42 | at St. Louis (38,130)/S-18 | 27 |
| W 24 | Atlanta (57,814)/S-25 | 20 |
| W 33 | at New England (54,293)/O-2 | 13 |
| L 7 | Los Angeles Rams (59,119)/O-9 | 10 |
| W 32 | at New Orleans (68,134)/O-16 | 13 |
| W 45 | at Los Angeles Rams (66,070)/O-23 | 35 |
| L 13 | New York Jets (54,796)/O-30 | 27 |
| L 17 | Miami (57,832)/N-6 | 20 |
| W 27 | New Orleans (40,022)/N-13 | 0 |
| L 24 | at Atlanta (32,782)/N-20 | 28 |
| L 3 | at Chicago (40,483)/N-27 | 13 |
| W 35 | Tampa Bay (49,773)/D-4 | 21 |
| W 23 | at Buffalo (38,039)/D-11 | 10 |
| W 42 | Dallas (59,957)-MN/D-19 | 17 |
| 432 | | 293 |

NFC PLAYOFF - DEC. 31

(at San Francisco - Candlestick Park)

| | | |
|------|---------------------|----|
| W 24 | Detroit (58,386)-SA | 23 |
|------|---------------------|----|

NFC CHAMPIONSHIP - JAN. 8

(at Washington, DC - RFK Stadium)

| | | |
|------|---------------------|----|
| L 21 | Washington (55,363) | 24 |
|------|---------------------|----|

**1984 (15-1/18-1)
World Champions**

Bill Walsh, Coach

| | | |
|------|------------------------------------|-----|
| W 30 | at Detroit (56,782)/S-2 | 27 |
| W 37 | Washington (59,707)-MN/S-10 | 31 |
| W 30 | New Orleans (57,611)/S-16 | 20 |
| W 21 | at Philadelphia (62,771)/S-23 | 9 |
| W 14 | Atlanta (57,990)/S-30 | 5 |
| W 31 | at New York Giants (76,112)-MN/O-8 | 10 |
| L 17 | Pittsburgh (59,110)/O-14 | 20 |
| W 34 | at Houston (39,900)/O-21 | 21 |
| W 33 | at Los Angeles Rams (65,481)/O-28 | 0 |
| W 23 | Cincinnati (58,234)/N-4 | 17 |
| W 41 | at Cleveland (60,092)/N-11 | 7 |
| W 24 | Tampa Bay (57,704)/N-18 | 17 |
| W 35 | at New Orleans (65,177)/N-25 | 3 |
| W 35 | at Atlanta (29,644)/D-2 | 17 |
| W 51 | Minnesota (56,670)-SA/D-8 | 7 |
| W 19 | Los Angeles Rams (59,743)-FN/D-14 | 16 |
| 475 | | 227 |

NFC PLAYOFF - DEC. 29

(at San Francisco - Candlestick Park)

| | | |
|------|-----------------------------|----|
| W 21 | New York Giants (60,303)-SA | 10 |
|------|-----------------------------|----|

NFC CHAMPIONSHIP - JAN. 6

(at San Francisco - Candlestick Park)

| | | |
|------|------------------|---|
| W 23 | Chicago (61,040) | 0 |
|------|------------------|---|

SUPER BOWL XIX - JAN. 20

(at Palo Alto, California - Stanford Stadium)

| | | |
|------|----------------|----|
| W 38 | Miami (84,059) | 16 |
|------|----------------|----|

1985 (10-6/10-7)

Bill Walsh, Coach

| | | |
|------|--------------------------------------|----|
| L 21 | at Minnesota (57,375)/S-8 | 28 |
| W 35 | Atlanta (58,923)/S-15 | 16 |
| W 34 | at Los Angeles Raiders (87,006)/S-22 | 10 |
| L 17 | New Orleans (58,053)/S-29 | 20 |
| W 38 | at Atlanta (44,740)/O-6 | 17 |
| L 10 | Chicago (60,523)/O-13 | 26 |



| | | | |
|---|-----|--|-----|
| L | 21 | at Detroit (67,715)/O-20..... | 23 |
| W | 28 | at Los Angeles Rams (65,939)/O-27..... | 14 |
| W | 24 | Philadelphia (58,383)/N-3..... | 13 |
| L | 16 | at Denver (73,173)-MN/N-11..... | 17 |
| W | 31 | Kansas City (56,447)/N-17..... | 3 |
| W | 19 | Seattle (57,482)-MN/N-25..... | 6 |
| W | 35 | at Washington (51,321)/D-1..... | 8 |
| L | 20 | Los Angeles Rams (60,581)-MN/D-9..... | 27 |
| W | 31 | at New Orleans (46,065)/D-15..... | 19 |
| W | 31 | Dallas (60,114)/D-22..... | 16 |
| | 411 | | 263 |

NFC WILDCARD - DEC. 28

(at Meadowlands, N.J. - Giants Stadium)

| | | | |
|---|---|----------------------------------|----|
| L | 3 | New York Giants (75,842)-SA..... | 17 |
|---|---|----------------------------------|----|

1986 (10-5-1/10-6-1)

Bill Walsh, Coach

| | | | |
|---|-----|---|-----|
| W | 31 | at Tampa Bay (50,780)/S-7..... | 7 |
| L | 13 | at Los Angeles Rams (65,195)/S-14..... | 16 |
| W | 26 | New Orleans (58,297)/S-21..... | 17 |
| W | 31 | at Miami (70,264)/S-28..... | 17 |
| W | 35 | Indianapolis (57,252)/O-5..... | 14 |
| L | 24 | Minnesota (58,637)/O-12.....(OT) | 27 |
| T | 10 | at Atlanta (55,306)/O-19.....(OT) | 10 |
| W | 31 | at G.B. in Milwaukee (50,557)/O-26..... | 17 |
| L | 10 | at New Orleans (52,234)/N-2..... | 23 |
| W | 43 | St. Louis (59,172)/N-9..... | 17 |
| L | 6 | at Washington (54,774)-MN/N-17..... | 14 |
| W | 20 | Atlanta (58,747)/N-23..... | 0 |
| L | 17 | New York Giants (59,777)-MN/D-1..... | 21 |
| W | 24 | New York Jets (58,091)/D-7..... | 10 |
| W | 29 | at New England (60,787)/D-14..... | 24 |
| W | 24 | Los Angeles Rams (60,266)-FN/D-19..... | 14 |
| | 374 | | 247 |

NFC PLAYOFF - JAN. 4

(at Meadowlands, N.J. - Giants Stadium)

| | | | |
|---|---|-------------------------------|----|
| L | 3 | New York Giants (76,034)..... | 49 |
|---|---|-------------------------------|----|

1987 (13-2/13-3)

Bill Walsh, Coach

| | | | |
|---|-----|---|-----|
| L | 17 | at Pittsburgh (55,735)/S-13..... | 30 |
| W | 27 | at Cincinnati (53,498)/S-20..... | 26 |
| | | *Philadelphia/S-27..... | |
| W | 41 | at New York Giants (16,471)-MN/O-5..... | 21 |
| W | 25 | at Atlanta (8,684)/O-11..... | 17 |
| W | 34 | St. Louis (38,094)/O-18..... | 28 |
| W | 24 | at New Orleans (60,497)/O-25..... | 22 |
| W | 31 | at Los Angeles Rams (55,328)/N-1..... | 10 |
| W | 27 | Houston (59,740)/N-8..... | 20 |
| L | 24 | New Orleans (60,436)/N-15..... | 26 |
| W | 24 | at Tampa Bay (63,211)/N-22..... | 10 |
| W | 38 | Cleveland (60,243)-SUN/N-29..... | 24 |
| W | 23 | at Green Bay (51,118)/D-6..... | 12 |
| W | 41 | Chicago (63,509)-MN/D-14..... | 0 |
| W | 35 | Atlanta (54,698)/D-20..... | 7 |
| W | 48 | Los Angeles Rams (57,953)-SUN/D-27..... | 0 |
| | 459 | | 253 |

NFC PLAYOFF - JAN. 9

(at San Francisco - Candlestick Park)

| | | | |
|---|----|----------------------------|----|
| L | 24 | Minnesota (62,547)-SA..... | 36 |
|---|----|----------------------------|----|

* Game canceled due to NFL players' strike.

1988 (10-6/13-6)

World Champions

Bill Walsh, Coach

| | | | |
|---|-----|---------------------------------------|-----|
| W | 34 | at New Orleans (66,357)/S-4..... | 33 |
| W | 20 | at New York Giants (75,948)/S-11..... | 17 |
| L | 17 | Atlanta (60,168)/S-18..... | 34 |
| W | 38 | at Seattle (62,382)/S-25..... | 7 |
| W | 20 | Detroit (58,285)/O-2..... | 13 |
| L | 13 | Denver (61,711)/O-9.....(OT) | 16 |
| W | 24 | at L.A. Rams (65,450)/O-16..... | 21 |
| L | 9 | at Chicago (65,293)-MN/O-24..... | 10 |
| W | 24 | Minnesota (60,738)/O-30..... | 21 |
| L | 23 | at Phoenix (64,544)/N-6..... | 24 |
| L | 3 | L.A. Raiders (54,448)/N-13..... | 9 |
| W | 37 | Washington (59,268)-MN/N-21..... | 21 |
| W | 48 | at San Diego (51,484)/N-27..... | 10 |
| W | 13 | at Atlanta (44,048)/D-4..... | 3 |
| W | 30 | New Orleans (62,977)/D-11..... | 17 |
| L | 16 | L.A. Rams (62,444)-SUN/D-18..... | 38 |
| | 369 | | 294 |

NFC PLAYOFF - JAN. 1

(at San Francisco - Candlestick Park)

| | | | |
|---|----|-------------------------|---|
| W | 34 | Minnesota (61,848)..... | 9 |
|---|----|-------------------------|---|

NFC CHAMPIONSHIP - JAN. 8

(at Chicago - Soldier Field)

| | | | |
|---|----|--------------------------|---|
| W | 28 | at Chicago (66,946)..... | 3 |
|---|----|--------------------------|---|

SUPERBOWL XXIII - JAN. 22

(at Miami - Joe Robbie Stadium)

| | | | |
|---|----|--------------------------|----|
| W | 20 | Cincinnati (75,129)..... | 16 |
|---|----|--------------------------|----|

1989 (14-2/17-2)

World Champions

George Seifert, Coach

| | | | |
|---|-----|---|-----|
| W | 30 | at Indianapolis (60,111)/S-10..... | 24 |
| W | 20 | at Tampa Bay (64,087)/S-17..... | 16 |
| W | 38 | at Philadelphia (66,042)/S-24..... | 28 |
| L | 12 | Los Angeles Rams (64,250)/O-1..... | 13 |
| W | 24 | at New Orleans (60,488)/O-8..... | 20 |
| W | 31 | at Dallas (61,077)/O-15..... | 14 |
| W | 37 | New England (70,000)/O-22+..... | 20 |
| W | 23 | at New York Jets (62,805)/O-29..... | 10 |
| W | 31 | New Orleans (60,667)-MN/N-6..... | 13 |
| W | 45 | Atlanta (59,914)/N-12..... | 3 |
| L | 17 | Green Bay (62,219)/N-19..... | 21 |
| W | 34 | New York Giants (63,461)-MN/N-27..... | 24 |
| W | 23 | at Atlanta (43,128)/D-3..... | 10 |
| W | 30 | at Los Angeles Rams (67,959)-MN/D-11..... | 27 |
| W | 21 | Buffalo (60,927)/D-17..... | 10 |
| W | 26 | Chicago (60,207)/D-24..... | 0 |
| | 442 | | 253 |

NFC PLAYOFF - JAN. 6

(at San Francisco - Candlestick Park)

| | | | |
|---|----|----------------------------|----|
| W | 41 | Minnesota (64,585)-SA..... | 13 |
|---|----|----------------------------|----|

NFC CHAMPIONSHIP - JAN. 14

(at San Francisco - Candlestick Park)

| | | | |
|---|----|--------------------------------|---|
| W | 30 | Los Angeles Rams (64,769)..... | 3 |
|---|----|--------------------------------|---|

SUPERBOWL XXIV - JAN. 28

(at New Orleans - Louisiana Superdome)

| | | | |
|---|----|----------------------|----|
| W | 55 | Denver (72,919)..... | 10 |
|---|----|----------------------|----|

+ Game played at Stanford Stadium due to Bay Area earthquake - October 17, 1989



1990 (14-2/15-3)

George Seifert, Coach

| | | | |
|-----|----|--------------------------------------|-----|
| W | 13 | at New Orleans (68,629)-MN/S-10..... | 12 |
| W | 26 | Washington (64,287)/S-16..... | 13 |
| W | 19 | Atlanta (62,858)/S-23..... | 13 |
| - | - | BYE/S-30..... | - |
| W | 24 | at Houston (59,931)/O-7..... | 21 |
| W | 45 | at Atlanta (57,921)/O-14..... | 35 |
| W | 27 | Pittsburgh (64,301)/O-21..... | 7 |
| W | 20 | Cleveland (63,672)/O-28..... | 17 |
| W | 24 | at Green Bay (58,835)/N-4..... | 20 |
| W | 24 | at Dallas (62,966)-SUN/N-11..... | 6 |
| W | 31 | Tampa Bay (62,221)/N-18..... | 7 |
| L | 17 | Los Angeles Rams (62,633)/N-25..... | 28 |
| W | 7 | New York Giants (66,092)-MN/D-3..... | 3 |
| W | 20 | at Cincinnati (60,084)/D-9.....(OT) | 17 |
| W | 26 | at Los Angeles Rams (65,619)-MN/D-17 | 10 |
| L | 10 | New Orleans (60,112)/D-23..... | 13 |
| W | 20 | at Minnesota (51,590)/D-30..... | 17 |
| 353 | | | 239 |

NFC PLAYOFF - JAN. 12

(at San Francisco - Candlestick Park)

| | | | |
|---|----|-----------------------------|----|
| W | 28 | Washington (65,292)-SA..... | 10 |
|---|----|-----------------------------|----|

NFC CHAMPIONSHIP - JAN. 20

(at San Francisco - Candlestick Park)

| | | | |
|---|----|-------------------------------|----|
| L | 13 | New York Giants (66,334)..... | 15 |
|---|----|-------------------------------|----|

1991 (10-6)

George Seifert, Coach

| | | | |
|-----|----|---|-----|
| L | 14 | at New York Giants (76,319)-MN/S-2...16 | |
| W | 34 | San Diego (60,753)/S-8.....14 | |
| L | 14 | at Minnesota (59,148)/S-15.....17 | |
| W | 27 | Los Angeles Rams (63,871)/S-22.....10 | |
| L | 6 | at Los Angeles Raiders (91,494)/S-29...12 | |
| - | - | BYE/O-6.....- | |
| L | 34 | Atlanta (57,343)/O-13.....39 | |
| W | 35 | Detroit (61,240)/O-20.....3 | |
| W | 23 | at Philadelphia (65,796)/O-27.....7 | |
| L | 14 | at Atlanta (51,259)/N-3.....17 | |
| L | 3 | at New Orleans (68,591)/N-10.....10 | |
| W | 14 | Phoenix (50,180)/N-17.....10 | |
| W | 33 | at Los Angeles Rams (61,881)-MN/N-25.10 | |
| W | 38 | New Orleans (62,092)/D-1.....24 | |
| W | 24 | at Seattle (56,711)/D-8.....22 | |
| W | 28 | Kansas City (62,672)/SA/D-14.....14 | |
| W | 52 | Chicago (60,419)-MN/D-22.....14 | |
| 393 | | | 239 |

1992 (14-2/15-3)

George Seifert, Coach

| | | |
|---|----|--|
| W | 31 | at New York Giants (74,519)/S-6.....14 |
| L | 31 | Buffalo (64,053)/S-13.....34 |
| W | 31 | at New York Jets (71,020)/S-20.....14 |
| W | 16 | at New Orleans (68,591)-SUN/S-27.....10 |
| W | 27 | Los Angeles Rams (63,071)/O-4.....24 |
| W | 24 | at New England (54,126)/O-11.....12 |
| W | 56 | Atlanta (63,302)/O-18.....17 |
| - | - | BYE/O-25.....- |
| L | 14 | at Phoenix (47,642)/N-1.....24 |
| W | 41 | at Atlanta (67,404)-MN/N-9.....3 |
| W | 21 | New Orleans (64,895)/N-15.....20 |
| W | 27 | at Los Angeles Rams (65,858)/N-22.....10 |
| W | 20 | Philadelphia (63,374)/N-29.....14 |
| W | 27 | Miami (58,474)/D-6.....3 |

| | | | |
|-----|----|-----------------------------------|-----|
| W | 20 | at Minnesota (60,685)/D-13.....17 | |
| W | 21 | Tampa Bay (60,519)/D-19.....14 | |
| W | 24 | Detroit (55,907)-MN/D-28.....6 | |
| 431 | | | 236 |

NFC PLAYOFF - JAN. 9

(at San Francisco - Candlestick Park)

| | | |
|---|----|-------------------------------|
| W | 20 | Washington (64,991)-SA.....13 |
|---|----|-------------------------------|

NFC CHAMPIONSHIP - JAN. 17

(at San Francisco - Candlestick Park)

| | | |
|---|----|------------------------|
| L | 20 | Dallas (64,920).....30 |
|---|----|------------------------|

1993 (10-6/11-7)

George Seifert, Coach

| | | | |
|-----|----|--|-----|
| W | 24 | at Pittsburgh (57,502)/S-5.....13 | |
| L | 13 | at Cleveland (78,218)-MN/S-13.....23 | |
| W | 37 | Atlanta (63,032)/S-19.....30 | |
| L | 13 | at New Orleans (69,041)/S-26.....16 | |
| W | 38 | Minnesota (63,071)/O-3.....19 | |
| - | - | BYE/O-10.....- | |
| L | 17 | at Dallas (65,099)/O-17.....26 | |
| W | 28 | Phoenix (62,020)/O-24.....14 | |
| W | 40 | Los Angeles Rams (63,417)/O-31.....17 | |
| - | - | BYE/N-7.....- | |
| W | 45 | at Tampa Bay (43,835)/N-14.....21 | |
| W | 42 | New Orleans (66,500)-MN/N22.....7 | |
| W | 35 | at Los Angeles Rams (62,143)/N-28....10 | |
| W | 21 | Cincinnati (60,039)-SUN/D-5.....8 | |
| L | 24 | at Atlanta (64,688)-SA/D-11.....27 | |
| W | 55 | at Detroit (77,052)/D-19.....17 | |
| L | 7 | Houston (61,744)-SA/D-25.....10 | |
| L | 34 | Philadelphia (61,653)-MN/U-3.....(OT) 37 | |
| 473 | | | 295 |

NFC PLAYOFF - JAN. 15

(at San Francisco - Candlestick Park)

| | | |
|---|----|--------------------------------|
| W | 44 | New York Giants (67,143).....3 |
|---|----|--------------------------------|

NFC CHAMPIONSHIP - JAN. 23

(at Irving - Texas Stadium)

| | | |
|---|----|---------------------------|
| L | 21 | at Dallas (64,902).....38 |
|---|----|---------------------------|

1994 (13-3/16-3)

World Champions

George Seifert, Coach

| | | | |
|-----|----|---|-----|
| W | 44 | Los Angeles Raiders (68,032)-MN/S-5.14 | |
| L | 17 | at Kansas City (79,907)/S-11.....24 | |
| W | 34 | at Los Angeles Rams (56,479)/S-18....19 | |
| W | 24 | New Orleans (63,971)/S-25.....13 | |
| L | 8 | Philadelphia (64,843)/O-2.....40 | |
| W | 27 | at Detroit (77,340)/O-9.....21 | |
| W | 42 | at Atlanta (67,298)/O-16.....3 | |
| W | 41 | Tampa Bay (62,741)/O-23.....16 | |
| - | - | BYE/O-30.....- | |
| W | 37 | at Washington (54,335)/N-6.....22 | |
| W | 21 | Dallas (69,014)/N-13.....14 | |
| W | 31 | Los Angeles Rams (62,774)-SUN/N-20...27 | |
| W | 35 | at New Orleans (61,304)-MN/N-28....14 | |
| W | 50 | Atlanta (60,549)/D-4.....14 | |
| W | 38 | at San Diego (62,105)-SA/D-11.....15 | |
| W | 42 | Denver (64,884)-SA/D-18.....19 | |
| L | 14 | at Minnesota (63,326)-MN/D-26.....21 | |
| 505 | | | 296 |

NFC PLAYOFF - JAN. 7

(at San Francisco - Candlestick Park)

| | | |
|---|----|----------------------------|
| W | 44 | Chicago (64,644)-SA.....15 |
|---|----|----------------------------|



NFC CHAMPIONSHIP - JAN. 15

(at San Francisco - Candlestick Park)

W 38 Dallas (69,125).....28
SUPERBOWL XXIX - JAN. 29
 (at Miami - Joe Robbie Stadium)
 W 49 San Diego (74,107).....26

1995 (11-5/11-6)

George Seifert, Coach

W 24 at New Orleans (66,627)/S-3.....22
 W 41 Atlanta (63,627)/S-10.....10
 W 28 New England (66,179)/S-17.....3
 L 24 at Detroit (76,236)-MN/S-25.....27
 W 20 New York Giants (65,536)/O-1.....6
 - - BYE/O-8.....-
 L 17 at Indianapolis (60,273)/O-15.....18
 W 44 at St. Louis Rams (59,915)/O-22.....10
 L 7 New Orleans (65,272)/O-29.....11
 L 7 Carolina (61,722)/N-5.....13
 W 38 at Dallas (65,180)/N-12.....20
 W 44 at Miami (73,080)-MN/N-20.....20
 W 41 St. Louis Rams (66,049)/N-26.....13
 W 27 Buffalo (65,568)-SUN/D-3.....17
 W 31 at Carolina (76,136)/D-10.....10
 W 37 Minnesota (64,975)-MN/D-18.....30
 L 27 at Atlanta (51,785)/D-24.....28
 457 258

NFC PLAYOFF - JAN. 6

(at San Francisco - 3Com Park)

L 17 Green Bay (69,311)-SA.....27

1996 (12-4/13-5)

George Seifert, Coach

W 27 New Orleans (63,970)/S-1.....11
 W 34 St. Louis (63,624)/S-8.....0
 - - BYE/S-15.....-
 L 7 at Carolina (72,224)/S-22.....23
 W 39 Atlanta (62,995)/S-29.....17
 W 28 at St. Louis (61,260)/O-6.....11
 L 20 at Green Bay (60,716)-MN/O-14.....(OT) 23
 W 28 Cincinnati (63,218)/O-20.....21
 W 10 at Houston (53,664)/O-27.....9
 W 24 at New Orleans (53,297)-SUN/N-3.....17
 L 17 Dallas (68,919)/N-10.....(OT) 20
 W 38 Baltimore (51,597)/N-17.....20
 W 19 at Washington (54,235)/N-24.....(OT) 16
 W 34 at Atlanta (46,318)-MN/D-2.....10
 L 24 Carolina (66,291)/D-8.....30
 W 25 at Pittsburgh (59,823)/D-15.....15
 W 24 Detroit (61,921)-MN/D-23.....14
 398 257

NFC WILDCARD - DEC. 29

(at San Francisco - 3Com Park)

W 14 Philadelphia (56,460).....0

NFC PLAYOFF - JAN. 4

(at Green Bay - Lambeau Field)

L 14 Green Bay (60,787).....35

1997 (13-3/14-4)

Steve Mariucci, Coach

L 6 at Tampa Bay (62,554)/A-31.....13
 W 15 at St. Louis (64,630)/S-7.....12
 W 33 New Orleans (61,838)/S-14.....7
 W 34 Atlanta (60,404)/S-21.....7
 W 34 at Carolina (70,972)-MN/S-29.....21
 - - BYE/O-5.....-

W 30 St. Louis (63,825)/O-12.....10
 W 35 at Atlanta (53,378)/O-19.....28
 W 23 at New Orleans (60,443)/O-26.....0
 W 17 Dallas (68,657)/N-2.....10
 W 24 at Philadelphia (67,133)-MN/N-10.....12
 W 27 Carolina (61,500)/N-16.....19
 W 17 San Diego (61,195)/N-23.....10
 L 9 at Kansas City (77,535)/N-30.....44
 W 28 Minnesota (55,761)/D-7.....17
 W 34 Denver (68,461)-MN/D-15.....17
 L 9 at Seattle (66,253)-SUN/D-21.....38
 375 265

NFC PLAYOFF - JAN. 3

(at San Francisco - 3Com Park)

W 38 Minnesota (65,018)-SA.....22

NFC CHAMPIONSHIP - JAN. 11

(at San Francisco - 3Com Park)

L 10 Green Bay (68,987).....23

1998 (12-4/13-5)

Steve Mariucci, Coach

W 36 New York Jets (64,419)/S-6.....(OT) 30
 W 45 at Washington (76,798)-MN/S-14.....10
 - - BYE/S-20.....-
 W 31 Atlanta (62,296)/S-27.....20
 L 21 at Buffalo (76,615)/O-4.....26
 W 31 at New Orleans (62,811)/O-11.....0
 W 34 Indianapolis (68,486)/O-18.....31
 W 28 at St. Louis (58,563)/O-25.....10
 L 22 at Green Bay (59,794)/N-1.....36
 W 25 Carolina (68,572)/N-8.....23
 L 19 at Atlanta (69,828)/N-15.....31
 W 31 New Orleans (68,429)-SUN/N-22.....20
 W 31 New York Giants (68,212)-MN/N-30.....7
 W 31 at Carolina (63,332)/D-6.....(OT) 28
 W 35 Detroit (68,585)-MN/D-14.....13
 L 21 at New England (59,153)/D-20.....24
 W 38 St. Louis (68,386)/D-27.....19
 479 328

NFC WILDCARD - JAN. 3

(at San Francisco - 3Com Park)

W 30 Green Bay (66,506).....27

NFC PLAYOFF - JAN. 9

(at Atlanta - Georgia Dome)

L 18 Atlanta (70,262)-SA.....20

1999 (4-12)

Steve Mariucci, Coach

L 3 at Jacksonville (68,678)/S-12.....41
 W 28 New Orleans (67,685)/S-19.....21
 W 24 at Arizona (71,200)-MN/S-27.....10
 W 24 Tennessee (67,447)/O-3.....22
 L 20 at St. Louis (65,872)/O-10.....42
 L 29 Carolina (68,151)/O-17.....31
 L 16 at Minnesota (64,109)/O-24.....40
 - - BYE/O-31.....-
 L 6 Pittsburgh (68,657)/N-7.....27
 L 6 at New Orleans (52,198)/N-14.....24
 L 7 at St. Louis (68,193)/N-21.....23
 L 3 Green Bay (68,304)-MN/N-29.....20
 L 30 at Cincinnati (53,463)/D-5.....44
 W 26 Atlanta (67,465)/D-12.....7
 L 24 at Carolina (62,373)/D-18.....41
 L 20 Washington (68,329)-SUN/D-26.....(OT) 26
 L 29 Atlanta (57,980)-MN/J-3.....34
 295 453

SUN = Sunday Night THN = Thursday Night



2000 (6-10)

Steve Mariucci, Coach

| | | |
|------|---------------------------------|----|
| L 28 | at Atlanta (54,626)/S-3..... | 36 |
| L 22 | Carolina (66,879)/S-10..... | 38 |
| L 24 | at St. Louis (65,945)/S-17..... | 41 |
| W 41 | at Dallas (64,127)/S-24..... | 24 |
| W 27 | Arizona (66,985)/O-1..... | 20 |
| L 28 | Oakland (68,344)/O-8.....(OT) | 34 |
| L 28 | at Green Bay (59,870)/O-15..... | 31 |

| | | |
|------|----------------------------------|-----|
| L 16 | at Carolina (73,169)/O-22..... | 34 |
| L 24 | St. Louis (68,109)/O-29..... | 34 |
| L 15 | at New Orleans (64,900)/N-5..... | 31 |
| W 21 | Kansas City (68,002)/N-12..... | 7 |
| W 16 | Atlanta (67,447)/N-19..... | 6 |
| W 45 | at San Diego (57,255)/D-3..... | 17 |
| L 27 | New Orleans (67,892)/D-10..... | 31 |
| W 17 | Chicago (68,306)/D-17..... | 0 |
| L 9 | at Denver (76,098)/D-23..... | 38 |
| 388 | | 422 |

PRESEASON RESULTS (SINCE 1946)

1946 (2-0)

| | | |
|----|---|----|
| 17 | L.A. Dons (San Diego/10,000)-A-24..... | 7 |
| 34 | Chicago Rockets (Kezar/34,000)-S-1..... | 14 |

1947 (0-1)

| | | |
|---|------------------------------------|----|
| 7 | L.A. Dons (Kezar/19,000)-A-24..... | 14 |
|---|------------------------------------|----|

1948 (2-0)

| | | |
|----|---------------------------------------|----|
| 42 | L.A. Dons (Pasadena/58,207)-A-18..... | 24 |
| 42 | Baltimore (Kezar/35,139)-A-22..... | 14 |

1949 (2-0-1)

| | | |
|----|--|----|
| 28 | L.A. Dons (Los Angeles/81,272)-A-10..... | 7 |
| 21 | Buffalo (Kezar/28,084)-A-14..... | 0 |
| 21 | Cleveland (Cleveland/31,157)-A-19..... | 21 |

1950 (1-4)

| | | |
|----|--|----|
| 12 | Washington (Kezar/51,201)-A-20..... | 31 |
| 10 | Philadelphia (Kezar/17,000)-A-27..... | 28 |
| 27 | Baltimore (Baltimore/6,000)-A-30..... | 14 |
| 21 | Chicago Cards (Chicago/29,207)-S-1..... | 28 |
| 10 | Pittsburgh (Pittsburgh/19,733)-S-10..... | 13 |

1951 (4-1)

| | | |
|----|--|----|
| 45 | Washington (Kezar/27,280)-A-19..... | 14 |
| 7 | Chicago Bears (Kezar/38,836)-A-26..... | 24 |
| 24 | Pittsburgh (Syracuse/18,000)-S-8..... | 7 |
| 20 | Green Bay (Minneapolis/19,021)-S-12..... | 0 |
| 37 | Chicago Cards (Omaha/10,000)-S-23..... | 17 |

1952 (7-0)

| | | |
|----|--|----|
| 79 | San Francisco Broncos+ (Kezar/87,000)-A-10.0 | 0 |
| 35 | Washington (Kezar/35,234)-A-17..... | 0 |
| 38 | Chicago Cards (Kezar/34,109)-A-24..... | 14 |
| 17 | L.A. Rams (Los Angeles/67,799)-S-3..... | 7 |
| 29 | Pittsburgh (Pittsburgh/21,759)-S-7..... | 14 |
| 35 | Cleveland (Acker/30,199)-S-13..... | 31 |
| 76 | San Jose Packers+ (San Jose/6,839)-S-19..... | 0 |

1953 (3-3-1)

| | | |
|----|--|----|
| 42 | Fort Ord# (Sacramento/17,000)-A-15..... | 7 |
| 7 | New York (Kezar/36,273)-A-23..... | 20 |
| 7 | Washington (Kezar/25,784)-A-30..... | 0 |
| 10 | L.A. Rams (Los Angeles/39,816)-S-3..... | 35 |
| 31 | Philadelphia (San Antonio/15,378)-S-7..... | 28 |
| 14 | Chicago Cards (Kezar/22,736)-S-13..... | 14 |
| 21 | New York (New York/22,551)-S-17..... | 28 |

1954 (7-0)

| | | |
|----|--|----|
| 42 | Fort Ord# (Kezar/19,779)-A-8..... | 14 |
| 43 | New York (Kezar/29,296)-A-15..... | 35 |
| 30 | Washington (Sacramento/23,389)-A-21..... | 7 |
| 42 | Chicago Cards (Kezar/24,559)-A-29..... | 7 |
| 38 | Cleveland (Kezar/46,877)-S-5..... | 21 |
| 28 | L.A. Rams (Los Angeles/84,572)-S-10..... | 27 |
| 37 | Pittsburgh (Tucson/16,000)-S-15..... | 14 |

1955 (5-1)

| | | |
|----|--|----|
| 7 | Washington (Kezar/27,237)-A-7..... | 6 |
| 60 | Pittsburgh (Sacramento/23,496)-A-13..... | 14 |
| 17 | New York (Seattle/49,000)-A-20..... | 28 |
| 17 | Cleveland (Kezar/41,604)-A-28..... | 14 |
| 43 | Chicago Cards (Kezar/33,579)-S-4..... | 7 |
| 31 | L.A. Rams (Los Angeles/65,633)-S-9..... | 10 |

1956 (3-3)

| | | |
|----|--|----|
| 28 | Cleveland (Kezar/38,741)-A-19..... | 17 |
| 20 | Washington (Kezar/27,812)-A-26..... | 0 |
| 14 | Chicago Cards (Kezar/28,758)-S-2..... | 13 |
| 14 | New York (Portland/28,448)-S-8..... | 21 |
| 24 | L.A. Rams (Los Angeles/57,688)-S-14..... | 33 |
| 14 | Philadelphia (Sacramento/20,989)-S-23..... | 21 |

1957 (5-1)

| | | |
|----|--|----|
| 24 | New York (Kezar/33,673)-A-18..... | 15 |
| 27 | Washington (Kezar/24,781)-A-25..... | 21 |
| 21 | Cleveland (Kezar/32,840)-S-1..... | 17 |
| 27 | Chicago Cards (Kezar/28,000)-S-7..... | 21 |
| 27 | L.A. Rams (Los Angeles/75,172)-S-13..... | 58 |
| 17 | Philadelphia (Kezar/21,817)-S-22..... | 14 |

1958 (3-3)

| | | |
|----|--|----|
| 10 | New York (Kezar/25,657)-A-17..... | 19 |
| 20 | Washington (Portland/25,442)-A-23..... | 19 |
| 21 | Cleveland (Kezar/23,997)-A-31..... | 16 |
| 55 | Chicago Cards (Kezar/31,339)-S-7..... | 31 |
| 38 | L.A. Rams (Los Angeles/62,546)-S-12..... | 40 |
| 28 | Philadelphia (Kezar/33,398)-S-21..... | 31 |

1959 (2-4)

| | | |
|----|--|----|
| 27 | Washington (Kezar/21,201)-A-16..... | 24 |
| 17 | Green Bay (Kezar/18,916)-A-23..... | 24 |
| 17 | Cleveland (Kezar/24,737)-A-30..... | 14 |
| 24 | Chicago Cards (Seattle/23,000)-S-5..... | 27 |
| 14 | L.A. Rams (Los Angeles/59,552)-S-12..... | 48 |
| 13 | New York (Salt Lake City/18,496)-S-19..... | 17 |

1960 (3-3)

| | | |
|----|---|----|
| 16 | Dallas (Seattle/22,000)-A-6..... | 10 |
| 31 | Washington (Kezar/13,163)-A-14..... | 7 |
| 45 | Philadelphia (Kezar/17,667)-A-21..... | 28 |
| 24 | Cleveland (Portland/25,898)-S-3..... | 26 |
| 17 | L.A. Rams (Los Angeles/51,398)-S-9..... | 28 |
| 17 | St. Louis (Kezar/13,021)-S-18..... | 24 |

1961 (3-2)

| | | |
|----|---|----|
| 20 | New York (Portland/24,084)-A-12..... | 21 |
| 24 | Cleveland (Kezar/38,759)-A-20..... | 27 |
| 14 | Minnesota (Portland/27,044)-A-26..... | 10 |
| 38 | L.A. Rams (Los Angeles/42,558)-S-1..... | 20 |
| 24 | Dallas (Sacramento/22,130)-S-9..... | 7 |

Service Team

+ Semi Pro Team



1962 (4-1)

30 Minnesota (Seattle/22,500)-A-1124
 42 New York (Kezar/38,392)-A-1910
 27 Cleveland (Portland/27,161)-A-2534
 26 Dallas (Sacramento/20,000)-S-17
 19 L.A. Rams (Los Angeles/39,569)-S-83

1963 (0-5)

28 Minnesota (Portland/20,837)-A-1043
 22 St. Louis (Salt Lake City/19,038)-A-1624
 7 Cleveland (Kezar/28,335)-A-2524
 24 Dallas (Bakersfield/9,927)-A-3037
 0 L.A. Rams (Los Angeles/34,405)-S-717

1964 (1-4)

26 Cleveland (Kezar/34,405)-A-97
 23 Dallas (Portland/24,679)-A-1534
 21 Minnesota (Salt Lake City/20,207)-A-2224
 14 Pittsburgh (Omaha/15,666)-A-2916
 17 L.A. Rams (Los Angeles/39,569)-S-521

1965 (2-2-1)

21 Cleveland (Kezar/22,000)-A-1537
 27 Dallas (Portland/24,837)-A-217
 17 St. Louis (St. Louis/29,831)-A-2717
 23 Pittsburgh (Providence/12,020)-S-49
 14 L.A. Rams (Los Angeles/29,510)-S-1134

1966 (0-5)

13 Dallas (Kezar/28,899)-A-724
 17 Cleveland (Kezar/27,867)-A-1428
 17 Pittsburgh (Portland/18,090)-A-2034
 17 Atlanta (Columbia, S.C./21,780)-A-2724
 9 L.A. Rams (Los Angeles/39,879)-S-329

1967 (2-3)

42 Cleveland (Kezar/27,482)-A-1314
 24 Dallas (Kezar/31,212)-A-2030
 10 New Orleans (Portland/23,348)-A-2624
 13 Oakland (Oakland/53,254)-S-310
 7 L.A. Rams (Los Angeles/53,822)-S-934

1968 (1-5)

18 San Diego (San Diego/39,553)-A-330
 14 Dallas (Kezar/27,530)-A-1116
 17 Cleveland (Kezar/26,801)-A-1831
 22 Denver (Denver/22,254)-A-236
 19 Oakland (Kezar/57,593)-S-126
 20 L.A. Rams (Los Angeles/48,143)-S-621

1969 (0-6)

19 Cleveland (Seattle/32,219)-A-1024
 17 Dallas (Kezar/33,894)-A-1720
 15 Denver (Denver/33,161)-A-2319
 28 Oakland (Oakland/52,122)-A-3142
 10 St. Louis (Kezar/32,506)-S-721
 28 L.A. Rams (Anaheim/39,179)-S-1331

1970 (1-4)

14 Cleveland (Tampa/41,851)-A-1517
 7 Miami (Miami/52,812)-A-2217
 23 Denver (Eugene/26,238)-A-297
 17 Oakland (Kezar/55,521)-S-631
 14 L.A. Rams (Los Angeles/55,430)-S-1217

X First 49ers pro-football game in Candlestick Park: August 8, 1971.

1971 (3-2-1)

38 Cleveland (Candlestick/40,000) X-A-824
 17 Miami (Miami/57,008)-A-1317
 28 San Diego (Candlestick/40,000)-A-2217
 33 Denver (Spokane/33,184)-A-2817
 28 Oakland (Oakland/53,696)-S-434
 20 L.A. Rams (Los Angeles/55,607)-S-923

1972 (3-3)

10 New York Jets (Jacksonville/41,920)-A-517
 20 Cleveland (Candlestick/49,767)-A-1313
 16 San Diego (San Diego/47,308)-A-1917
 24 Denver (Candlestick/52,738)-A-2727
 34 Oakland (Candlestick/59,265)-S-321
 17 L.A. Rams (Los Angeles/60,807)-S-814

1973 (4-3)

20 New England (Canton/19,685)-J-287
 27 Cleveland (Cleveland/65,707)-A-616
 14 New York Jets (Tampa/46,477)-A-1134
 19 San Diego (Candlestick/54,977)-A-197
 43 Denver (Candlestick/54,271)-A-267
 17 Oakland (Oakland/53,612)-S-123
 10 L.A. Rams (Los Angeles/57,687)-S-738

1974 (0-6)

6 San Diego (San Diego/18,870)-A-320
 20 Cleveland (Cleveland/24,008)-A-1221
 3 Denver (Candlestick/30,001)-A-1810
 6 Kansas City (Kansas City/46,548)-A-2426
 19 Oakland Raiders (Candlestick/52,538)-S-220
 7 L.A. Rams (Candlestick/49,603)-S-817

1975 (3-3)

17 Cleveland (Candlestick/45,560)-A-1010
 6 L.A. Rams (Los Angeles/58,230)-A-1610
 7 San Diego (San Diego/18,764)-A-2120
 21 Oakland (Oakland/52,866)-A-3040
 44 Denver (Candlestick/45,686)-S-710
 24 Green Bay (Green Bay/56,267)-S-133

1976 (4-2)

27 Seattle (Seattle/60,825)-A-120
 17 Denver (Candlestick/40,052)-A-87
 21 Kansas City (Candlestick/39,745)-A-1513
 17 San Diego (Honolulu/36,364)-A-2116
 9 Oakland (Candlestick/52,704)-A-2914
 3 L.A. Rams (Los Angeles/55,256)-S-410

1977 (1-5)

24 Seattle (Candlestick/38,024)-A-734
 13 San Diego (San Diego/26,620)-A-1332
 23 L.A. Rams (Candlestick/44,898)-A-2114
 3 Houston (Houston/36,538)-A-2917
 0 Oakland (Oakland/53,442)-S-333
 0 Denver (Candlestick/36,441)-S-1020

1978 (1-3)

24 Dallas (Dallas/63,736)-A-541
 6 Seattle (Candlestick/36,069)-A-1220
 14 Oakland (Candlestick/58,658)-A-2031
 24 Denver (Denver/73,559)-A-2513

1979 (1-3)

13 San Diego (Candlestick/32,275)-A-410
 10 Oakland (Oakland/53,503)-A-1141
 0 Denver (Candlestick/34,133)-A-1821
 20 Seattle (Seattle/59,941)-A-2455



1980 (3-1)

33 Oakland (Candlestick/55,585)-A-914
 17 San Diego (San Diego/48,836)-A-1614
 7 Seattle (Candlestick/41,841)-A-2310
 31 Kansas City (Tucson/27,000)-A-3021

1981 (2-2)

27 Seattle (Seattle/56,958)-A-5.....(OT)-24
 28 San Diego (Candlestick/41,667)-A-1531
 24 Seattle (Candlestick/37,563)-A-2217
 7 Oakland (Oakland/51,192)-A-2921

1982 (2-2)

14 L.A. Raiders (Candlestick/61,065)-A-1417
 16 St. Louis (Candlestick/51,931)-A-2113
 9 San Diego (San Diego/48,697)-A-2823
 17 Seattle (Seattle/57,839)-S-313

1983 (1-3)

23 L.A. Raiders (Los Angeles/41,337)-A-6(OT)-26
 17 New England (Candlestick/50,043)-A-1415
 7 San Diego (San Diego/43,939)-A-2024
 6 Seattle (Candlestick/47,074)-A-2720

1984 (2-2)

13 L.A. Raiders (Candlestick/61,361)-A-410
 20 Denver (Denver/70,211)-A-1121
 15 San Diego (San Diego/58,356)-A-1835
 17 Seattle (Candlestick/49,219)-A-247

1985 (3-1)

28 L.A. Raiders (Los Angeles/54,990)-A-1021
 13 Denver (Candlestick/55,425)-A-1920
 25 San Diego (Candlestick/50,569)-A-2410
 23 Seattle (Seattle/60,403)-A-3021

1986 (2-2)

32 L.A. Raiders (Candlestick/61,834)-A-100
 17 L.A. Rams (Anaheim/49,146)-A-1831
 9 Denver (Denver/73,592)-A-2314
 21 Seattle (Candlestick/52,419)-A-2910

1987 (3-2)

20 Kansas City (Canton/23,826)-A-87
 42 L.A. Raiders (Los Angeles/53,838)-A-1516
 3 Dallas (Candlestick/57,598)-A-2213
 17 San Diego (Candlestick/52,733)-A-273
 10 Seattle (Seattle/59,653)-S-434

1988 (3-2)

21 Miami (London, England/70,535)-J-3127
 24 L.A. Raiders (Candlestick/64,457)-A-610
 24 Denver (Denver/75,067)-A-1334
 34 San Diego (San Diego/39,044)-A-2027
 27 Seattle (Candlestick/53,357)-A-2621

1989 (3-2)

13 L.A. Rams (Tokyo, Japan/43,896)-A-6 ..(OT)-16
 37 L.A. Raiders (Los Angeles/36,739)-A-127
 35 Denver (Candlestick/58,641)-A-1917
 17 San Diego (Candlestick/54,471)-A-2314
 17 Seattle (Seattle/58,641)-S-128

1990 (1-3)

13 L.A. Raiders (Candlestick/59,677)-A-1123
 27 Denver (Denver/74,164)-A-2024
 28 San Diego (San Diego/49,289)-A-2529
 10 Seattle (Candlestick/54,269)-A-3130

1991 (5-0)

24 L.A. Raiders (Los Angeles/45,365)-J-2717
 21 Chicago (Berlin, Germany/66,876)-A-37
 24 Denver (Candlestick/54,170)-A-76
 24 San Diego (Candlestick/53,453)-A-1913
 28 Seattle (Seattle/54,111)-A-2316

1992 (5-0)

13 Denver (Candlestick/50,435)-A-37
 24 L.A. Raiders (Candlestick/49,068)-A-810
 17 Washington (London, England/61,722)-A-16.15
 20 San Diego (San Diego/40,921)-A-2114
 24 Seattle (Candlestick/52,822)-A-2817

1993 (4-1)

21 Pittsburgh (Barcelona, Spain/45,330)-A-114
 27 L.A. Raiders (Stanford Stadium/68,011)-A-8...0
 16 Denver (Denver/71,921)-A-1613
 0 Seattle (Seattle/51,086)-A-2130
 30 San Diego (Candlestick/53,649)-A-2814

1994 (3-1)

7 Arizona (Arizona/68,288)-A-517
 20 Denver (Candlestick/52,429)-A-123
 30 San Diego (San Diego/45,674)-A-1824
 13 Seattle (Candlestick/54,004)-A-269

1995 (3-2)

7 Denver (Denver/71,182)-J-299
 10 Denver (Tokyo, Japan/45,000)-A-624
 17 San Diego (San Diego/58,233)-A-136
 17 Carolina (3Com/51,185)-A-1910
 17 Seattle (3Com/53,280)-A-267

1996 (1-3)

17 Denver (3Com/48,577)-A-320
 16 San Diego (3Com/49,846)-A-10(OT) 13
 10 Jacksonville (Jacksonville/67,858)-A-1838
 3 Seattle (Seattle/38,144)-A-2320

1997 (1-3)

13 San Diego (San Diego/62,542)-A-220
 21 Seattle (3Com/50,153)-A-917
 20 Jacksonville (3Com/50,346)-A-1828
 17 Denver (Denver/69,874)-A-2331

1998 (2-3)

14 New England (3Com/46,374)-A-213
 21 San Diego (San Diego/55,723)-A-827
 24 Seattle (Vancouver, BC/45,202)-A-1521
 20 Miami (3Com/53,214)-A-2321
 20 Seattle (Seattle/57,014)-A-2821
 *American Bowl at Vancouver, B.C.

1999 (3-1)

31 San Diego (3Com/65,898)-A-1224
 24 Seattle (3Com/66,193)-A-1923
 16 Oakland (Oakland/61,901)-A-308
 3 Denver (Denver/68,421)-S-334

2000 (1-4)

0 New England (Canton/22,840)-J-31*20
 20 San Diego (64,243)-A-523
 33 at Kansas City (76,682)-A-1310
 21 at Seattle (68,579)-A-1925
 24 Denver (65,016)-A-2528
 *Hall of Fame Game at Canton, OH

Service Team + Semi Pro Team

HISTORY



49ERS PLAYOFF HISTORY

| Date | Game | Winner | Loser | Score | Site |
|--------------------|-------------------|-------------|--------------|-------|----------------------|
| 1949 Season | | | | | |
| Dec. 4, 1949 | First Round | 49ers | N.Y. Yanks | 17-7 | Kezar Stadium |
| Dec. 11, 1949 | AAFC Championship | Cleveland | 49ers | 21-7 | Kezar Stadium |
| 1957 Season | | | | | |
| Dec. 22, 1957 | Playoff Game | Detroit | 49ers | 31-27 | Kezar Stadium |
| 1970 Season | | | | | |
| Dec. 27, 1970 | NFC Divisional | 49ers | Minnesota | 17-14 | Metropolitan Stadium |
| Jan. 3, 1971 | NFC Championship | Dallas | 49ers | 17-10 | Kezar Stadium |
| 1971 Season | | | | | |
| Dec. 26, 1971 | NFC Divisional | 49ers | Washington | 24-20 | Candlestick Park |
| Jan. 2, 1972 | NFC Championship | Dallas | 49ers | 14-3 | Texas Stadium |
| 1972 Season | | | | | |
| Dec. 23, 1972 | NFC Divisional | Dallas | 49ers | 30-28 | Candlestick Park |
| 1981 Season | | | | | |
| Jan. 3, 1982 | NFC Divisional | 49ers | N.Y. Giants | 38-24 | Candlestick Park |
| Jan. 10, 1982 | NFC Championship | 49ers | Dallas | 28-27 | Candlestick Park |
| Jan. 24, 1982 | Super Bowl XVI | 49ers | Cincinnati | 26-21 | Pontiac Silverdome |
| 1983 Season | | | | | |
| Dec. 31, 1983 | NFC Divisional | 49ers | Detroit | 24-23 | Candlestick Park |
| Jan. 8, 1984 | NFC Championship | Washington | 49ers | 24-21 | RFK Stadium |
| 1984 Season | | | | | |
| Dec. 29, 1984 | NFC Divisional | 49ers | N.Y. Giants | 21-10 | Candlestick Park |
| Jan. 6, 1985 | NFC Championship | 49ers | Chicago | 23-0 | Candlestick Park |
| Jan. 20, 1985 | Super Bowl XIX | 49ers | Miami | 38-16 | Stanford Stadium |
| 1985 Season | | | | | |
| Dec. 28, 1985 | NFC Wildcard | N.Y. Giants | 49ers | 17-3 | Giants Stadium |
| 1986 Season | | | | | |
| Jan. 4, 1987 | NFC Divisional | N.Y. Giants | 49ers | 49-3 | Giants Stadium |
| 1987 Season | | | | | |
| Jan. 9, 1988 | NFC Divisional | Minnesota | 49ers | 36-24 | Candlestick Park |
| 1988 Season | | | | | |
| Jan. 1, 1989 | NFC Divisional | 49ers | Minnesota | 34-9 | Candlestick Park |
| Jan. 8, 1989 | NFC Championship | 49ers | Chicago | 28-3 | Soldier Field |
| Jan. 22, 1989 | Super Bowl XXIII | 49ers | Cincinnati | 20-16 | Joe Robbie Stadium |
| 1989 Season | | | | | |
| Jan. 6, 1990 | NFC Divisional | 49ers | Minnesota | 41-13 | Candlestick Park |
| Jan. 14, 1990 | NFC Championship | 49ers | L.A. Rams | 30-3 | Candlestick Park |
| Jan. 28, 1990 | Super Bowl XXIV | 49ers | Denver | 55-10 | LA Superdome |
| 1990 Season | | | | | |
| Jan. 12, 1991 | NFC Divisional | 49ers | Washington | 28-10 | Candlestick Park |
| Jan. 20, 1991 | NFC Championship | N.Y. Giants | 49ers | 15-13 | Candlestick Park |
| 1992 Season | | | | | |
| Jan. 9, 1993 | NFC Divisional | 49ers | Washington | 20-13 | Candlestick Park |
| Jan. 17, 1993 | NFC Championship | Dallas | 49ers | 30-20 | Candlestick Park |
| 1993 Season | | | | | |
| Jan. 15, 1994 | NFC Divisional | 49ers | N.Y. Giants | 44-3 | Candlestick Park |
| Jan. 23, 1994 | NFC Championship | Dallas | 49ers | 38-21 | Texas Stadium |
| 1994 Season | | | | | |
| Jan. 7, 1995 | NFC Divisional | 49ers | Chicago | 44-15 | Candlestick Park |
| Jan. 15, 1995 | NFC Championship | 49ers | Dallas | 38-28 | Candlestick Park |
| Jan. 29, 1995 | Super Bowl XXIX | 49ers | San Diego | 49-26 | Joe Robbie Stadium |
| 1995 Season | | | | | |
| Jan. 6, 1996 | NFC Divisional | Green Bay | 49ers | 27-17 | 3Com Park |
| 1996 Season | | | | | |
| Dec. 29, 1996 | NFC Wildcard | 49ers | Philadelphia | 14-0 | 3Com Park |
| Jan. 4, 1997 | NFC Divisional | Green Bay | 49ers | 35-14 | Lambeau Field |
| 1997 Season | | | | | |
| Jan. 3, 1998 | NFC Divisional | 49ers | Minnesota | 38-21 | 3Com Park |
| Jan. 11, 1998 | NFC Championship | Green Bay | 49ers | 23-10 | 3Com Park |



Playoff History Continued

1998 Season

| | |
|--------------|----------------|
| Jan. 3, 1999 | NFC Wildcard |
| Jan. 9, 1999 | NFC Divisional |

| | | | |
|---------|-----------|-------|--------------|
| 49ers | Green Bay | 30-27 | 3Com Park |
| Atlanta | 49ers | 20-18 | Georgia Dome |

Playoff Record: 25-16

Super Bowl Championships: (5) 1981, 1984, 1988, 1989, 1994

Playoff Record at Home: 18-9

Playoff Record Away: 2-7 Neutral Site: 5-0

| | | | | | | | | | |
|------------|------------|-----|-------|--------------|-----|-------|-------------|-----|------|
| 49ers vs.: | Chicago | 3-0 | 1.000 | Philadelphia | 1-0 | 1.000 | N.Y. Giants | 3-3 | .500 |
| | Cincinnati | 2-0 | 1.000 | San Diego | 1-0 | 1.000 | Dallas | 2-5 | .400 |
| | Denver | 1-0 | 1.000 | Minnesota | 4-1 | .800 | Cleveland | 0-1 | .000 |
| | L.A. Rams | 1-0 | 1.000 | Washington | 3-1 | .750 | Green Bay | 1-3 | .250 |
| | Miami | 1-0 | 1.000 | Detroit | 1-1 | .500 | Atlanta | 0-1 | .000 |
| | N.Y. Yanks | 1-0 | 1.000 | | | | | | |

49ERS OFFENSIVE AND DEFENSIVE RANKINGS

| Year | Offense | | | Defense | | |
|------|---------|------|------|---------|------|------|
| | Total | Rush | Pass | Total | Rush | Pass |
| 2000 | 4 | 18 | 4 | 29 | 16 | 29 |
| 1999 | 10 | 2 | 19 | 28 | 15 | 31 |
| 1998 | 1 | 1 | 2 | 23 | 9 | 29 |
| 1997 | 12 | 8 | 18 | 1 | 2 | 2 |
| 1996 | 6 | 10 | 7 | 7 | 5 | 11 |
| 1995 | 2 | 23 | 1 | 1 | 1 | 11 |
| 1994 | 2 | 6 | 4 | 8 | 2 | 17 |
| 1993 | 1 | 3 | 2 | 15 | 16 | 16 |
| 1992 | 1 | 3 | 3 | 15 | 4 | 26 |
| 1991 | 3 | 11 | 2 | 6 | 5 | 11 |
| 1990 | 2 | 18 | 2 | 3 | 2 | 12 |
| 1989 | 1 | 10 | 2 | 4 | 3 | 11 |
| 1988 | 2 | 2 | 10 | 3 | 3 | 8 |
| 1987 | 1 | 1 | 2 | 1 | 5 | 1 |
| 1986 | 3 | 10 | 2 | 6 | 3 | 17 |
| 1985 | 2 | 10 | 5 | 14 | 7 | 21 |
| 1984 | 2 | 3 | 4 | 10 | 7 | 17 |
| 1983 | 4 | 8 | 5 | 10 | 9 | 15 |
| 1982 | 3 | 28 | 2 | 21 | 21 | 16 |
| 1981 | 13 | 19 | 7 | 2 | 12 | 3 |
| 1980 | 12 | 24 | 5 | 27 | 23 | 27 |
| 1979 | 6 | 20 | 3 | 20 | 15 | 24 |
| 1978 | 21 | 17 | 18 | 27 | 21 | 25 |
| 1977 | 3 | 12 | 4 | 22 | 10 | 25 |
| 1976 | 2 | 5 | 4 | 18 | 5 | 23 |
| 1975 | 10 | 9 | 11 | 16 | 25 | 5 |
| 1974 | 12 | 18 | 6 | 14 | 11 | 19 |
| 1973 | 20 | 10 | 22 | 8 | 21 | 4 |
| 1972 | 14 | 13 | 15 | 8 | 21 | 2 |



49ERS HISTORICAL HIGHLIGHTS (NFL 1949-00)

Following are the team's historical highlights beginning with its first year in the NFL:

1949 - December 10, the NFL and AAFC announced that the two leagues will merge. The NFL agrees to adopt Baltimore, Cleveland and San Francisco as new franchises.

1950 - The 49ers struggled in their NFL debut, winning only three games. A rival coach described them as "not big enough or tough enough."

1951 - In an amazing reversal of form sparked by a great rookie group, the 49ers were in the race until the season's final day and finished only a half game off the top. Led by **LB Hardy Brown** and his famed "shoulder tackle," the club had one of the toughest defensive units in the League. **QB Y.A. Tittle** and **E Billy Wilson** began their great 49er careers.

1952 - After a blazing start, the 49ers slumped in mid-season. **HB Hugh "The King" McElhenny** came off the University of Washington campus to become the **NFL PLAYER-OF-THE-YEAR** and the most feared runner in football.

1953 - The 49ers had their best NFL showing posting a 9-3 record, normally good enough for a championship. Detroit, however, was 10-2. Two of San Francisco's losses came with **QB Y.A. Tittle** sidelined because of a severe facial injury. The three defeats were by a total of nine points. **FB Joe "The Jet" Perry** became one of the few players in pro history to gain more than 1,000 yards in a single season. **E Gordy Soltau** was the league's top scorer for the second straight year.

1954 - The 49ers jumped out to a blazing start, posting a 4-0-1 record through the season's first five games. However the early momentum was slowed by injuries to three key members of the legendary "Million Dollar Backfield." **QB Y.A. Tittle**, **HB Hugh McElhenny** and **FB Joe Perry** all missed action with different injuries, but Perry returned to become the first player to record 1,000 yards rushing in consecutive seasons.

1955 - With **HB Hugh McElhenny** hobbled by a foot injury, the 49ers had their second-worst season in history under **Norman P. Strader**, who succeeded **Buck Shaw** as head coach.

1956 - In head coach **Frankie Albert's** first year at the helm, the 49ers were in last place at mid-season with a 1-6 record. They went 4-0-1 in their last five games for a brilliant stretch drive.

1957 - This undoubtedly was one of the most emotional and dramatic seasons in 49ers history. Every game was a "cliffhanger" and the "Alley Oop" pass from **QB Y.A. Tittle** to rookie **HB R.C. Owens** became a household byword. Emotions reached a peak when the beloved **Tony Morabito** collapsed and died of a heart attack at the Chicago Bears game on Oct. 27. Trailing 17-7, the 49ers fought back for a great victory, 21-17. The magnificent **E Billy Wilson** caught a pass from Tittle for the winning touchdown in the fourth quarter. Tied with Detroit at 8-4 when the season ended, the 49ers lost the playoff game, 31-27, after holding a 27-7 lead in the third quarter.

1958 - An up-and-down season finished on a high note with victories over Green Bay and Baltimore. The 6-6 record, however, was blackened by the 33-3 and 56-7 lacerations at the hands of the Los Angeles Rams. Head coach **Frankie Albert** resigned at the end of the year.

1959 - With **Howard W. "Red" Hickey** in charge, the 49ers were in contention all the way and **QB John Brodie** came into his own at quarterback when he led the team to a 21-20 upset of Cleveland. **HB J.D. Smith**, a converted defensive back, became the second 49er to accumulate more than 1,000 yards rushing.

1960 - **Howard W. "Red" Hickey** saved a seemingly hopeless season when he installed his "shotgun attack" and the club captured four of its last five games, including a 30-22 upset of Baltimore.

1961 - The success of **Howard W. Hickey's** shotgun amazed the football world, especially a 49-0 victory over Detroit. **QB Billy Kilmer**, a passing-running rookie from UCLA, was made to order for the new offense. When the shotgun stopped, **QB John Brodie** took over again in the "T" formation and had the finest season in 49er QB annals. Indicating the evenness of NFL competition, the 49ers were playing for a second-place tie, plus a trip to the Runner-up Bowl at Miami, or a fifth-place position on the last day of the season. The Colts again won by three points, but 1961 will remain as one of the most exciting and interesting years in 49ers history.

1962 - For the first time since 1956, the 49ers finished a frustrating season with more defeats than victories. In so doing, the honored adage of "it's easier to win at home than on the road," proved false—the 49ers won only one of seven at Kezar Stadium, but captured five of seven road contests.

1963 - A multitude of injuries to key personnel started the 49ers off to a disappointing 2-12 season. One of the victories, however, was a 20-14 upset of ultimate world champion Chicago, the only league defeat suffered by the Bears all season.

1964 - Club chief executive **Victor P. Morabito** died of a heart attack in May. Injuries to key personnel prevented the 49ers from gaining enough offensive momentum to forge a winning season despite having one of the toughest defensive units in the league. Outstanding rookie performances by **E Dave Parks**, **QB George Mira** and **LB Dave Wilcox** also took some of the sting from the 4-10 record.

1965 - Outstanding offensive performances enabled the 49ers to jump from the bottom to fourth place in the Western Division as the team led the NFL in both scoring and total offense. **QB John Brodie** was the most productive passer in the NFL, **E Dave Parks** led the league in receiving and rookie **FB Ken Willard** and veteran **HB John David Crow**, acquired in an off-season trade, led a strong ground game. The 7-6-1 record included a season-opening 52-24 victory over the Chicago Bears, marking the most points scored by the 49ers in NFL play.



1966 - After a somewhat slow start, the 49ers got in gear just before the midway point and became one of only two teams to beat the eventual world champion Green Bay Packers. After that, they finished with a respectable 6-6-2 record and were in the battle for second place in the Western Division until the final league game. **G John Thomas** and **E Dave Parks** were All-Pro, and they joined **G Howard Mudd**, **C Bruce Bosley**, **FB Ken Willard** and **LB Dave Wilcox** in the Pro Bowl.

1967 - An auspicious start (5-1) disintegrated into disappointment for the 49ers as injuries took a heavy toll and a six-game losing streak took them out of the running. **QB George Mira** came off the bench to lead the squad to two season-ending victories and salvage a 7-7 record. There were bright spots, however, as **QB John Brodie** and the 49ers were the only team to beat the power-laden Rams in a league game. **G Bruce Bosley** played in the Pro Bowl for the second straight season.

1968 - Under new coach **Dick Nolan**, the 49ers posted a 7-6-1 record. The season turned on key wins over the New York Giants, 26-10, and Green Bay, 27-20. Brilliant performances by **QB John Brodie**, **WR Clifton McNeil** and **RB Ken Willard** led a prolific offense, while **DT Charlie Krueger**, **LB Dave Wilcox** and **DB Kermit Alexander** sparked a revitalized defense. McNeil and **G Howard Mudd** were chosen All-NFL and were joined by **Wilcox**, **Willard** and **Alexander** in the Pro Bowl.

1969 - Beseated by injuries that nearly decimated the defensive unit, the 49ers struggled through the early part of the season. They went winless in their first five games before beating Baltimore, the first time they had beaten the Colts in 13 previous games. The 49ers finished 4-8-2 and five players—**HB Jimmy Johnson**, **LB Dave Wilcox**, **G Elmer Collett**, **RB Ken Willard** and rookie **WR Gene Washington**—were selected to the Pro Bowl. Johnson was also All-Pro and winner of the Len Eshmont Award.

1970 - This was the greatest year since the club became a member of the NFL in 1950. The team recorded a 10-3 record and captured the Western Division (NFC) Championship. In a season of superlatives, **QB John Brodie** was the NFL'S **PLAYER-OF-THE-YEAR**, **CB Bruce Taylor** was **NFC ROOKIE-OF-THE-YEAR**, Coach **Dick Nolan** was a near-unanimous choice as **NFC COACH-OF-THE-YEAR**. Brodie, **WR Gene Washington**, **LB Dave Wilcox** and **HB Jimmy Johnson** were All-Pro and joined **T Len Rohde** in the Pro Bowl.

1971 - The 49ers forged a 9-5-0 record and won their second consecutive NFC Western Division title, clinching the crown on the final day by beating Detroit, 31-27, the identical score by which the Lions had knocked the 49ers out of championship play in 1957. The season also was the club's first in its plush new home, Candlestick Park. **C Forrest Blue**, **LB Dave Wilcox** and **CB Jimmy Johnson** were All-Pro and joined in the Pro Bowl by **TE Ted Kwalick**, **WR Gene Washington**, **RB Vic Washington**, **DE Cedrick Hardman** and **CB Bruce Taylor**.

1972 - Early-season inconsistency, compounded by an injury to **QB John Brodie** in the fifth game of the season, cast appraisal on 49er prospects for a third-straight NFC Western Division title, but **QB Steve Spurrier** stepped in for Brodie and turned things around with a brilliant, poised performance. In the final quarter of the final game against Minnesota, the recovered Brodie relieved Spurrier and threw two TD passes in a 20-17 win over the Vikings. The victory clinched divisional title No. 3, but Spurrier's nine-game contribution was the key. **C Forrest Blue**, **DB Jimmy Johnson**, **TE Ted Kwalick**, **WR Gene Washington** and **LB Dave Wilcox** were All-Pro selections.

1973 - In what was both a disappointing and significant year, the 49ers were 5-9 after tackling the NFL's toughest schedule, a rash of key injuries and an unsettled quarterback situation. It also marked the end of the brilliant careers of **QB John Brodie** and **DT Charlie Krueger**, both of whom retired at year's end. **C Forrest Blue** and **LB Dave Wilcox** were voted All-Pro and joined in the Pro Bowl by **TE Ted Kwalick**, **G Woody Peoples** and **P Tom Wittum**.

1974 - The 49ers used five different quarterbacks after an injury to starter **QB Steve Spurrier**, a week before the season opened, sidelined him for most of the year. After winning the first two games, the club lost a team-record seven straight and then closed with a rush, winning four of its last five to finish the season 6-8. **RB Wilbur Jackson** was named *The Sporting News* **ROOKIE-OF-THE-YEAR** and was named to the NFL All-Rookie team along with **QB Tom Owen** and **DB Mike Holmes**. **C Forrest Blue** and **P Tom Wittum** were All-NFC and selected for the Pro Bowl along with **HB Jimmy Johnson**. A knee injury forced perennial All-Pro **LB Dave Wilcox** to retire after a brilliant 11-year career with the 49ers.

1975 - A strong defensive performance throughout the season couldn't offset an erratic offense troubled by an unsettled quarterback situation and a rebuilding offensive line. High point of the 5-9 season was a 24-23 win over Los Angeles to end a 10-game losing streak to the Rams. At season's end, **DE Cedrick Hardman** was the club's first-ever two-time Len Eshmont Award winner.

1976 - A turnaround year for the 49ers as the team, under coach **Monte Clark**, posted an 8-6 record, their first winning season since 1972. With new **QB Jim Plunkett** at the controls, the 49ers got off to their best start ever (6-1), before hitting a mid-season four-game losing streak knocking the club out of playoff contention. The season saw the emergence of a powerful defensive unit that led the league in quarterback sacks with 61. **RB Delvin Williams** set a 49ers single-season rushing record with 1,203 yards. **DE Tommy Hart** was named All-Pro and played in the Pro Bowl along with Williams, **DE Cleveland Elam** and **LB Dave Washington**. **C Randy Cross** was an All-Rookie team selection. Hart became a two-time winner of the Len Eshmont Award and **CB Jimmy Johnson** retired after a brilliant 16-year career with the 49ers.

1977 - In the 32nd year of their existence, the 49ers began a new era. On March 31, 1977, the club became the property of **Edward J. DeBartolo Jr.** and came under the guidance of **Joe Thomas** as general manager. The changeover was made more dramatic because the San Francisco 49ers were one of the few NFL franchises which had never previously changed ownership or location. On the field, under Coach **Ken Meyer**, the 49ers



ran hot and cold. The club lost its first five games, then won five of the next six before dropping the final three contests to finish 5-9. **SS Mel Phillips** was named winner of the coveted Len Eshmont Award. **DE Cleveland Elam** was selected All-Pro and played for the NFC in the Pro Bowl.

1978 - The 49ers suffered through their longest season as the club fell to 2-14 and three coaches were hired and fired in less than 12 months. First Head Coach **Pete McCulley** departed after nine games with a 1-8 record, and his replacement, **Fred O'Connor**, was let go at the end of the year as the team won just one of its final seven contests. **Bill Walsh** was hired as the new coach and general manager. **RB Paul Hofer**, who replaced **RB O.J. Simpson** when the newly-acquired star went to the sidelines for the year with a shoulder injury, was named recipient of the Len Eshmont award.

1979 - The 49ers suffered through their second consecutive 2-14 season, but there were several indications of improvement. San Francisco went from virtually the worst-ranked offensive team in the league in '78 to one of the most productive in '79, ranking first in passing offense in the NFC and sixth in total offense in the NFL. **RB Paul Hofer** again was the Len Eshmont Award recipient and individual leader, racking up 615 yards rushing and an additional 662 yards receiving on 58 catches in only seven starts. **QB Steve DeBerg** broke Fran Tarkenton's NFL record for completions by connecting on 347 passes. **K Ray Wersching** set a club record with an 83.3 field goal percentage, and also led the league with that mark. **RB O.J. Simpson** retired from the 49ers and the NFL, finishing as the second leading rusher of all time with 11,236 yards.

1980 - In their second season of the **Bill Walsh** era, the 49ers showed gradual improvement in their rebuilding program. A three-game winning streak to open the season, combined with a three-game victory string from Week 12 through Week 14, enabled the Niners to post a 6-10 season, tripling the number of victories from each of the previous two 2-14 campaigns. Week 14 was a day when the 49ers made NFL history. That December 7 at Candlestick Park, the 49ers overcame a 35-7 halftime deficit against the New Orleans Saints to win in overtime, 38-35. The 28-point comeback was the biggest comeback in NFL history. **E Jim Stuckey** and **P Jim Miller** were named to All-Rookie teams, while another rookie, **FB Earl Cooper**, led the NFC in receptions with 83, the most catches ever by an NFL rookie. **WR Dwight Clark** caught 82 passes to break the team wide receiver mark, and **QB Joe Montana** set the club passing percentage record at .645 with 176 completions in 273 attempts.

1981 - It was a year of firsts and bests for the 49ers in 1981. In his third season as head coach and general manager, **Bill Walsh** guided San Francisco to a 16-3 record (best record in the league that year), the NFC Western Division title (first since '72), the NFC Championship crown (first ever for the 49ers), and the World Championship/Super Bowl XVI win (first ever for the 49ers). Walsh earned every possible NFC Coach-of-the-Year award and all seven NFL Coach-of-the-Year honors, while six 49ers were named to the Pro Bowl—**WR Dwight Clark**, **C Randy Cross**, **QB Joe Montana**, **DE Fred Dean**, **S Ronnie Lott** and **S Dwight Hicks**. Three San Francisco players were selected to All-Pro teams as recognized by the NFL—Cross, Lott and Dean. Montana, who led the NFC in passing in '81, was named MVP of Super Bowl XVI (for leading his team to a 26-21 win over the Cincinnati Bengals of the AFC). Dean was picked UPI NFL Defensive Player-of-the-Year, NFL Outstanding Defensive Lineman-of-the-Year (NFL Players Association) and NFC Defensive Player-of-the-Year (Kansas City Committee of the 101). San Francisco opened and closed the season in Pontiac, MI in drastically different styles. The 49ers lost two of their first three games of 1981, including the season opener on the road against Detroit, then ran off seven wins—before a loss to Cleveland 15-12—and ran off eight more wins (including playoffs, the NFC Championship and Super Bowl XVI). The 49ers won 15 of their first 16 games, beat five opponents twice—including all three postseason foes—and became the first team since Chicago in 1945-47 to go from the worst NFL record (2-14 in 1979) to the league's best (13-3 in '81) in just three seasons. All this happened with three rookies (**S Carlton Williamson**, **CB Eric Wright** and **Lott**) starting in the defensive secondary. Those three rookies, along with Montana, Clark, Cross, **WR Freddie Solomon** and **Hicks**, combined with "old veterans" **Dean** and **LB Jack "Hacksaw" Reynolds** formed a nucleus of world championship vintage.

1982 - As defending world champions, the San Francisco 49ers did not enjoy the 1982 season, but then not many NFL fans, coaches and players throughout the league did either (except maybe in Washington, where the Redskins were Super Bowl XVII champs). The Niners fell to 3-6 and missed out on the playoffs. In the strike-shortened season, San Francisco went winless at home (0-5) but did manage a 3-1 road record (the Niners were 0-2 prior to the 57-day players' strike and 3-4 following it). **WR Dwight Clark** had an outstanding season, leading the NFL with 60 receptions and being named consensus All-Pro (and NFL PLAYER-OF-THE-YEAR by *Sports Illustrated*). **LB Keena Turner** (second team All-Pro), **S Ronnie Lott** (Pro Bowl), **C Randy Cross** (Pro Bowl), **S Dwight Hicks** (Pro Bowl), **T Keith Fahnhorst** and **QB Joe Montana** (NFL record for five straight 300+ yard passing games) were bright spots in an otherwise disappointing season.

1983 - For the second time in three seasons, San Francisco played in the NFC Championship Game. The '83 49ers were 10-6 (3rd best regular season victory total in club history) and Western Division Champions (5th time since 1970, 2nd time since 1981). In the playoffs, San Francisco squeezed past Detroit, 24-23, but lost to Washington, 24-21, in the NFC Championship contest. Individual standouts included **QB Joe Montana** (the league's No. 1 all-time QB entering the 1984 season), **S Ronnie Lott** (making his third Pro Bowl appearance in as many years), **DE Fred Dean** (leading the NFC in sacks with 17.5), **DE Dwaine Board** (second in sacks with 13), **CB Eric Wright** (team leader in interceptions with seven, two for scores), **WR Dwight Clark** (team leader with 70 receptions and eight TDs), **WR Freddie Solomon** (club record 21.4 yards per catch), **K Ray Wersching** (team record 126 points, including a perfect 51-of-51 PATs), offensive linemen **C Randy Cross**, **T Keith Fahnhorst** and **G John Ayers**, **RB Roger Craig** (752 yards rushing, 427 receiving) and **RB Wendell Tyler** (856 rushing yards, 285 receiving), and NFL All-Rookie team pick **LB Riki Ellison** (two interceptions in the playoffs).

1984 - The 49ers experienced the most successful regular season in NFL history by winning a league record 15 games, including all eight road contests—setting yet another NFL standard. The Niners broke 14 team



records in '84, while becoming the first NFC team to sweep all of its conference games, and the first NFC West unit to win all contests within the division. Led by **RB Roger Craig** and **QB Joe Montana**, San Francisco capped the year by routing the Miami Dolphins in Super Bowl XIX, 38-16. The win was the 18th victory of the '84 campaign, establishing an NFL standard for wins in a single season (including playoffs). San Francisco scored a team-record 475 points. The 49ers defense was the stingiest in the NFL in '84, allowing a league-low 227 points scored. Honors were numerous, including Pro Bowl recognition for 10 of **Bill Walsh's** charges—**Montana**, **RB Wendell Tyler**, **T Keith Fahnhorst**, **C Randy Cross** and **C Fred Quillan** on offense and **S Dwight Hicks**, **S Ronnie Lott**, **S Carlton Williamson** and **CB Eric Wright** (the entire Niners' secondary), and **LB Keena Turner** on defense.

1985 - At 10-6, San Francisco qualified for postseason play for the fourth time since 1981. Offensively, **RB Roger Craig** and **WR Jerry Rice** emerged as potent weapons in the attack. Craig became the first NFL player to surpass 1,000 yards rushing and receiving in the same season. Rice was named NFC Rookie-of-the-Year and set the team record for first-year players with 927 receiving yards. The defense experienced the influx of four new starters in '85 (**NT Michael Carter**, **LB Todd Shell**, **LB Michael Walter** and **DE John Harty**). Carter won a berth on the Pro Bowl team, as did **DBs Eric Wright** and **Carlton Williamson**.

1986 - The 49ers captured their fourth NFC Western Division title since 1981.

Offensively, the team was led by All-Pro wide receiver **WR Jerry Rice**, who paced the NFL with 1,570 receiving yards and 15 touchdowns. Those marks established club standards in addition to Rice's team-record 16 total scores.

The defense managed 49 takeaways, tying the Kansas City Chiefs for NFL leadership. San Francisco's 39 interceptions and 578 return yards set team records, while five scores on pick-off returns tied another club mark. **S Ronnie Lott** tied **HB Dave Baker's** 1960 team record with 10 interceptions.

The output by young players was vital due to major injuries suffered by many starting veterans. San Francisco made 20 roster moves during the season, shuffling players in and out of action. **QB Joe Montana** missed Weeks 2-9 due to back surgery, while backup signal-caller **Jeff Kemp** did not play Weeks 8-11 due to a hip injury.

1987 - The San Francisco 49ers marched to an NFL regular season best 13-2 record. It marked a league-leading third time in the decade of the '80s that the team either tied or posted the best won-loss percentage during the regular season. San Francisco led the NFL with 5,987 total yards and was best among league defenders allowing 4,095 total yards. It was the first time in Niners' history that the team led the league in fewest total yards allowed.

WR Jerry Rice set NFL records with 22 receiving touchdowns and scoring receptions in 13 consecutive games. The durable wide-out received postseason Most Valuable Player awards from nearly every news agency and sports publication.

QB Joe Montana won the first NFL passing title of his nine-year career and set a team record with 31 touchdown passes. **S Ronnie Lott**, Montana and Rice were joined by **NT Michael Carter** and **RB Roger Craig** on the NFC squad in the 1988 Pro Bowl.

1988 - The 49ers climaxed their 1988 season in thrilling fashion with a dramatic touchdown drive in the waning seconds of Super Bowl XXIII. **QB Joe Montana's** 10-yard scoring toss to **WR John Taylor** with thirty-four seconds remaining in the contest gave the Niners their third Super Bowl win of the decade, and the rights to the title "Team of the 1980s."

The world championship game against the Cincinnati Bengals was a microcosm of the entire '88 campaign. San Francisco opened the year strong with a 5-2 record, but by Week 12 were 6-5, two games out of first place with only five contests to play.

That week's victory over Washington launched a four-game winning streak that resulted in the Niners moving up from third to first place in the NFC West standings and earning a third consecutive NFC Western Division title. As the season ended **RB Roger Craig** broke the team's single season rushing record (finishing with 1,502 yards) and **K Mike Cofer** established new Niners' single season standards for field goals attempted (38) and made (27).

WR Jerry Rice went on to a playoff tear that included: an NFL postseason record-tying three touchdown receptions against Minnesota; the Montana-to-Rice battery hooked-up on first half touchdowns of 61 and 27 yards at Chicago; and concluded with a Super Bowl XXIII MVP performance of 11 receptions for a Super Bowl record 215 yards and a touchdown.

Defenders **S Ronnie Lott**, **DE Charles Haley**, **NT Michael Carter**, along with Rice, Taylor, and Craig, were selected to the Pro Bowl.

1989 - **George Seifert** was named head coach of the San Francisco 49ers just four days after the team had won its third World Championship under retiring head man **Bill Walsh**. Seifert's quest for the title was tested early and often as the 49ers endured nail-biting wins at Indianapolis (30-24) and Tampa Bay (20-16) to open the season. **QB Joe Montana** threw for 428 yards and five touchdowns, including a team-record four TD tosses in the fourth quarter resulting in a 10-point victory (38-28) in Philadelphia.

Under first-year offensive coordinator **Mike Holmgren**, the Niners accumulated more yardage than any other NFL team. **WRs Jerry Rice** and **John Taylor**, **RB Roger Craig**, **G Guy McIntyre**, and **QB Joe Montana** were 1990 Pro Bowl participants. Rice's 1,483 receiving yards paced the league. Craig exceeded 1,000 yards rushing for the second consecutive season, and running mate **FB Tom Rathman** led NFC running backs with 73 receptions.

Montana had the best season of his career. A consensus Player-of-the-Year, Montana's 112.4 quarterback



rating set a then NFL single season record. Montana was selected by his teammates as the '89 recipient of the Len Eshmont Award.

Fueled by Rice's 72-yard first quarter catch-and-run for a score, the 49ers exploded for 27 first half points and cruised to a 41-13 victory against Minnesota in their opening '89 playoff contest.

The 49ers faced Los Angeles in the NFC Championship Game. The Niners started slowly, however. Two long, second-quarter scoring drives and a touchdown set up by an interception gave San Francisco a 21-3 lead at intermission. Cofer's three field goals cushioned San Francisco's lead as the team advanced to Super Bowl XXIV with a satisfying 30-3 win.

The 49ers displayed optimal performance at the highest level of competition while securing their second consecutive World Championship. The resounding 55-10 defeat of the Denver Broncos in Super Bowl XXIV was a convergence of talent and technique, planning and purpose. San Francisco tied or set nearly 40 Super Bowl records, and Montana was honored with the game's MVP award for an unprecedented third time.

1990 - The Niners finished the season with an NFL-best 14-2 mark and came within four seconds (in a 15-13 loss to the NY Giants) of earning their third consecutive trip to the Super Bowl.

In addition to recording the NFL's best won-loss mark for the second straight season (14-2), the 49ers captured the NFC Western Division title for the fifth consecutive year and the eighth time since 1981 ('81, 1983-84, 1986-90). San Francisco claimed its 11th Division crown since the NFL/AFL merger of 1970, more than any NFC Western Division opponent (the Rams were second with eight), and second most in NFL history (behind Miami's 13 AFC East titles).

San Francisco opened the 1990 season with a team-record 10 consecutive victories. The 49ers also posted an 8-0 mark on the road, giving them the longest road winning streak in league history (19 games, including postseason) heading into '91.

QB Joe Montana and **WR Jerry Rice** again formed one of the most prolific aerial combinations in pro football. Montana, who was named 1990 **SPORTSMAN-OF-THE-YEAR** by *Sports Illustrated*, finished his 12th NFL season by throwing for a then team-record 3,944 yards. He also tossed 26 touchdown passes (second in the NFC), and finished as the third highest rated quarterback in the conference.

On the receiving end of many of those Montana passes was Rice, who became only the fourth player in league history to reach the century mark in receptions for a single season. Rice hauled in 100 passes for 1,502 yards and 13 TDs, and earned his fifth consecutive trip to the Pro Bowl. In one of the most memorable performances of the season (if not team history), Rice tied an NFL record with five TD receptions in a 45-35 victory at Atlanta, October 14.

The defensive side of the ball was led by **LB-DE Charles Haley's** 58 tackles and an NFC-high 16 sacks. For his efforts, the fourth-year player from James Madison University was named as a starter in the 1991 Pro Bowl. **LB Bill Romanowski** led the team in tackles with 79, while **CB Darryl Pollard** registered 74, including a team-high 72 solo stops.

A number of team career records fell by the wayside in '90. Montana slipped past **QB John Brodie** to take over the career passing lead (34,998 yards), while **RB Roger Craig** became the all-time team record holder in career receptions with 508, moving ahead of **WR Dwight Clark's** total of 506.

The 49ers placed five players on the 1991 NFC Pro Bowl squad, four as starters. Representing the 49ers were Haley, Rice, **S Ronnie Lott** and **G Guy McIntyre**, while Montana, selected as a starter, was unable to participate because of a finger injury suffered in the NFC Championship game.

1991 - It was a classic case of "too little...too late" for the San Francisco 49ers in 1991.

After losing six of their first 10 games by a total of 26 points, the Niners won their remaining six contests (by a total of 95 points) but missed the playoffs for the first time since 1982.

The 49ers finished the 1991 campaign in impressive fashion during that final six-game span, with a margin of victory that averaged almost 16 points. During that final six-game span, the Niners defeated three playoff teams (New Orleans, Kansas City, and Chicago) while averaging 31.5 points per game in the process.

WR Jerry Rice continued to register his place in club, and league history, taking over the club's career receiving record with 525 catches.

Rice finished the campaign as the No. 3 pass receiver in the NFC with 80 receptions and 1,206 yards, surpassing 1,000 receiving yards for a club-record sixth consecutive season, and he led the NFL with 14 TD receptions.

QB Steve Young won the NFL passing title, despite missing six games due to a knee injury. Young, who passed for 2,517 yards and 17 TDs, finished with a 101.8 rating, besting Washington's Mark Rypien (97.9) for the title.

When Young was injured at Atlanta November 3, **QB Steve Bono** (1,617 yards, 11 TDs) came off the bench to rally the team to five consecutive victories.

On the defensive side of the ball, **S Dave Waymer** finished as the leader in total tackles (86), solo tackles (77), interceptions (4), interception return yards (78), and passes defended (16) and tied **CB Kevin Lewis** for the lead in forced fumbles (3).

LB-DE Charles Haley and **DE Larry Roberts** each posted seven sacks, while **CB Don Griffin's** 99-yard fumble return against the Bears set a team record and was the third longest return in league history.

San Francisco placed three players on the 1992 NFC Pro Bowl squad, two as starters, as Rice, **Guy McIntyre**, and Haley were all selected (Rice and McIntyre as starters). It was the sixth time in Rice's seven-year career that he was selected to play in the islands. McIntyre and Haley were each selected for the third time.



1992 - The San Francisco 49ers continued their winning tradition as they once again posted the NFL's best regular season record (14-2), while winning their sixth NFC Western Division title in seven years, and advancing to the NFC Championship Game for the second time in three seasons.

In the NFC Divisional Playoffs, the 49ers defeated defending Super Bowl Champion Washington (20-13). However, San Francisco fell to Dallas, 30-20, in the NFC Championship Game at Candlestick Park the following week.

WR Jerry Rice continued to etch his name in football history, becoming the NFL's all-time touchdown reception leader with 103. He tied Steve Largent's mark of 100 in Week 13 against the Philadelphia Eagles (Nov. 29), then broke the record the following week vs. the Miami Dolphins (Dec. 6).

QB Steve Young, who harvested a total of 34 awards, including the NFL's Most Valuable Player Award, won the NFL passing title for the second straight year, finishing an amazing 16.3 points ahead of his closest competitor. Young, who passed for 3,465 yards and 25 TDs, finished with a 107.0 rating. Following his 101.8 rating in 1991, it marked the first time in league history that anyone had posted back-to-back seasons with ratings higher than 100 each year.

RB Ricky Watters gained 1,013 yards to establish a team rushing record for first-year backs. **K Mike Cofer's** 107 points led the 49ers in scoring for the fifth consecutive year.

On the defensive side of the ball, linebacking led the charge as **LB Bill Romanowski** finished as the leader in total tackles (80) and assists (15). **LB Mike Walter** (67 solo stops) and **LB Tim Harris** (17 sacks for 116 yards) also led defensive categories. **CB Don Griffin** paced the defensive backfield with five interceptions and 19 passes defended.

Fans at Candlestick saw the Niners rewrite part of the team's record book in '92 as they set team marks for total offense (598 yards) vs. the Buffalo Bills (Sept. 13) and points (56) in their win over the Atlanta Falcons (56-17, Oct. 18).

San Francisco placed seven players on the 1993 NFC Pro Bowl squad, including four starters and five first-time participants. Rice, **G Guy McIntyre**, **DT Pierce Holt** and Young were all named as starters. **TE Brent Jones**, Watters, and **T Steve Wallace** were also selected. It was the seventh time in Rice's eight-year career that he was selected to play on the islands, and McIntyre was named for the fourth time, while the others made their first visits.

1993 - The 1993 season was another in a long line of successes for the San Francisco 49ers. Among the team's accomplishments were a 10-6 record, marking an NFL-record 11th consecutive season with 10 or more victories; the team's 10th NFC West title in 13 seasons; and a third appearance in four years in the NFC title game.

In addition, San Francisco led the National Football League in scoring and total offense and established or tied five of the team's nine major offensive records.

The marks set included most net offensive yards (6,435), most TDs (61), most first downs (372) and highest average gain per play (6.3). The Niners also tied the team mark for net passing yards in a season with 4,302, equalling the record set in 1989.

Individually, **QB Steve Young** became the first player in NFL history to lead the NFL in passing three consecutive seasons, when he posted a 101.5 rating in 1993. In addition, it was his third consecutive season with a rating over 100, also a league first. Young completed 68 percent of his passes (second highest in team history) for a club-record 4,023 yards. His 29 scoring passes in '93 ranked third on the team's single-season charts.

RB Ricky Watters led the ground game for the second consecutive season, narrowly missing the 1,000-yard mark with 950 yards. Watters posted 10 rushing TDs during the season and then set an NFL single-game playoff record with a five TD outburst vs. the New York Giants.

WR Jerry Rice posted one of his best seasons, recording 98 receptions for 1,503 yards and 15 touchdowns on his way to being named **NFL OFFENSIVE PLAYER-OF-THE-YEAR** by the *Associated Press*. He also received the team's Len Eshmont Award.

Defensively, **DT Dana Stubblefield** was named the **NFL DEFENSIVE ROOKIE-OF-THE-YEAR**, capping a season in which he registered 10.5 sacks. **LB Bill Romanowski** (105) and **S Tim McDonald** (91) topped the team in tackles.

Young, Rice and McDonald were selected to the Pro Bowl, joining **T Harris Barton**, **G Guy McIntyre**, **TE Brent Jones** and **C Jesse Sapulu** with that honor.

1994 - The 1994 San Francisco 49ers completed one of the most impressive seasons in NFL history by capturing their NFL-record fifth Super Bowl Championship at Joe Robbie Stadium in Miami. San Francisco defeated the San Diego Chargers 49-26 in Super Bowl XXIX to put the finishing touches on a 16-3 season and win an unprecedented fifth Vince Lombardi Trophy.

The offseason started on a high note. Despite facing an NFL-imposed salary cap in 1994, the 49ers still managed to sign such veteran free agents as **LB Ken Norton Jr.**, **LB Gary Plummer**, **DE Tim Harris**, **DE Charles Mann**, **DE Richard Dent**, **LB Rickey Jackson**, **C Bart Oates**, **WR Ed McCaffrey** and **CB Toi Cook**. Then, after some draft day maneuvering, San Francisco came away with two first round picks in **DT Bryant Young** and **FB William Floyd**.

Injuries, however, played a key factor early in the campaign. By the end of the second game in Kansas City, the 49ers had lost most of their starting offensive line, as well as the services of Dent, their top pass-rusher to various injuries.

Despite signing **CB Deion Sanders** prior to Week 3, the problems continued. Still playing with a decimat-



ed line, San Francisco suffered its worst loss in almost 14 years when it dropped a 40-8 decision to the Philadelphia Eagles in Week 5 at Candlestick Park.

The season turned around the following Sunday at Detroit when the 49ers, trailing 14-0 at one point, rallied to defeat the Lions 27-21. That win started a winning streak that extended 10 games and saw the 49ers finish 13-3 and win the Super Bowl.

Among the other highlights from the 1994 season, the 49ers' offense was one of the most potent ever. During the 16-game regular season, the 49ers scored a team-record 505 points, a total that ranks as the fourth-highest total in NFL history. The 31.6 points per game average also established a team record. In addition, San Francisco scored 66 touchdowns, shattering the previous team mark of 61.

QB Steve Young recorded one of the finest seasons in NFL history. He set a league record with a QB rating of 112.8 and became the first player in NFL history to lead the league in passing four consecutive seasons. He also set team records for completion percentage (70.2) and touchdown passes (35). In Super Bowl XXIX, he passed for a record six touchdowns, while being named the game's MVP.

Rookie **Floyd** emerged as one of the league's brightest young stars, rushing for 305 yards and six TDs. The 49ers went 10-1 after he was named to the starting lineup in Week 6 at Detroit. Young finished third on the team in rushing with 293 yards and led the team with seven rushing touchdowns.

WR Jerry Rice set a team record 112 receptions for 1,499 yards and 13 touchdowns. However, his shining moment came in Week 1 vs. the Los Angeles Raiders when he eclipsed Jim Brown's all-time touchdown mark with 127. **Norton Jr.** led the 49ers with 92 total tackles and 79 solo stops. **S Merton Hanks** placed second with 79 tackles (66-13) while leading the team with seven interceptions. **DT Dana Stubblefield's** 8.5 sacks and 53.5 sack yards led the squad for the second consecutive season. And finally, **Sanders**, who joined the team in Week 3, shattered the team record with an NFL-high 303 interception return yards on six thefts. Among his three returns for TDs (tying a team mark) were efforts of 93, 90 and 74 yards. He was named the NFL Defensive Player-of-the-Year as well as a starter in the Pro Bowl. Other Pro Bowl selections included Young, Rice, **TE Brent Jones**, Oates, **G Jesse Sapolu**, Hanks, Stubblefield, **S Tim McDonald** and **RB Ricky Watters**. **CB Eric Davis** had a team-leading 22 passes defensed during the regular season and four interceptions in the playoffs.

1995 - San Francisco once again captured the NFC West Championship, despite battling through a season in which injuries wreaked havoc time and again. Among the key contributors who were sidelined during the campaign were starting **FB William Floyd**, whose season ended with a severe knee injury in the October 29 New Orleans game, and **QB Steve Young**, who missed five games with a shoulder injury.

Those injuries, in addition to several others in the offensive line throughout the season, would have crippled most teams; however, the 1995 49ers established a reputation as one of the grittiest in team history. The defensive unit created a new aggressive identity, finishing the season ranked No. 1 in the NFL. Not only did it lead the league in scoring defense, it set team records for fewest rushing yards allowed (1,061) and fewest rushing yards per game (66.3).

San Francisco's defense also excelled in takeaways, forcing a total of 34, including a team-record seven (five interceptions, two fumbles) that resulted in touchdowns. Among the standout performers were Pro Bowl selections **CB Eric Davis**, **FS Merton Hanks** and **SS Tim McDonald**, marking the second consecutive season the 49ers secondary included three Pro Bowl picks. **LB Ken Norton Jr.** racked up 127 tackles and set a team single-game record by returning two interceptions for TDs at St. Louis. **LB Lee Woodall** and **DT Dana Stubblefield** rounded out the Niners' Pro Bowl defensive players.

Offensively, **WR Jerry Rice** posted the finest of his legendary 11 seasons with the 49ers. He became the NFL's career leader with 942 receptions and 15,123 yards, while also establishing the league's single-season standard with 1,848 yards. He was named as a starter in the Pro Bowl for the 10th consecutive season.

Young, who returned to quarterback the team for the final four regular-season games, was also selected to the Pro Bowl, as was **TE Brent Jones**, who made the squad as an alternate.

One of the highlights of the season was the emergence of **QB Elvis Grbac**. Playing in place of the injured Young, he directed the Niners to three of their biggest wins of the season at St. Louis, at eventual world champion Dallas and at Miami.

Floyd was the recipient of the team's Len Eshmont Award.

1996 - One streak continued and another ended for San Francisco in 1996. With a 12-4 record, the 49ers reached double digits in the win column for the 14th consecutive season, the longest streak in the NFL. However, the upstart Carolina Panthers unseated the Niners as NFC West champions, ending their four-year reign. San Francisco remained one of the league's most dangerous teams with an aggressive defense and a productive offense.

Despite losing **QB Steve Young** for four full games and parts of four others with various injuries, the 49ers offense ranked second in the NFC with 398 points and sixth in the NFL in total offense. **WR Jerry Rice** became the first player in NFL history to record four 100-catch seasons after making a league-high 108 receptions for 1,254 yards. The 12-year veteran earned his NFL record-tying 11th Pro Bowl invitation and was a first team All-Pro selection. Young won his fifth NFL passing title with a QB rating of 97.2 and was named to the Pro Bowl for the fifth consecutive season.

Defensively, the 49ers had the league's most imposing pass rushing trio in **DE Roy Barker**, **DT Bryant Young** and **DE Chris Doleman**. Barker finished fourth in the NFC with 12.5 sacks, while Doleman's 11 sacks moved him into seventh on the NFL's career list with 115.5. Young was named a starter on the NFC Pro Bowl team and earned first-team All-Pro honors after posting 11.5 sacks and 85 tackles. He also claimed the 49ers'



Len Eshmont Award as the team's most inspirational and courageous player. The third-year veteran was joined on the Pro Bowl team by **FS Merton Hanks**, who was invited for the third consecutive season.

As usual, Rice's assault on the record books continued. He became the first player in NFL history to register 1,000 career receptions and 16,000 receiving yards. Rice also surpassed **K Ray Wersching** as the team's all-time leading scorer with 982 points.

1997 - Although they appeared vulnerable after first week injuries to **QB Steve Young** and **WR Jerry Rice**, the San Francisco 49ers rallied under the direction of rookie head coach **Steve Mariucci**, reclaimed the NFC West title and advanced to the NFC Championship Game. The 49ers finished with a 13-3 mark, including an 11-game winning streak, despite losing Rice for all but two games. They did it behind a new-found running attack and the league's top-ranked defense.

Mariucci became one of 13 head coaches since the NFL-AFL merger in 1970 to lead his team to a division title in his rookie season, and he was the fourth to do it directly out of the college ranks. The former University of California skipper established an NFL record for consecutive wins by a rookie head coach with an 11-game streak (games 2-12). The 49ers claimed their 13th NFC West title in 17 years and posted 10-or-more wins for the 15th consecutive season.

Young suffered a concussion against Tampa Bay on opening day, but remained healthy throughout the season and claimed his NFL record-tying (Sammy Baugh) sixth league passing title with a rating of 104.7. The 13-year veteran showed consistency while getting adjusted to a new coach, new running back and two young receivers. The 49ers made a commitment to a power rushing attack by signing **G Kevin Gogan** during the off-season. The additional size up front allowed the 49ers to finish fourth in the NFC in rushing yards. **RB Garrison Hearst** (1,019 yards) became the first 49er running back to rush for 1,000 yards since 1992. With Rice out, **WR Terrell Owens** and **WR J.J. Stokes** became the primary receiving targets. Owens led with 63 receptions for 936 yards and eight touchdowns, while Stokes posted 58 receptions for 733 yards and four touchdowns. Rice returned for one game against Denver (12-15) and helped the 49ers clinch home field advantage throughout the playoffs with a 34-17 win. Rice became the first non-kicker in league history to reach 1,000 points with a 14-yard touchdown catch in the second quarter of the Broncos contest.

The 49er defense led the league in total yards allowed (250.8), finished second in takeaways (41) and was tied for third in sacks (54). They helped carry the burden as the offense adjusted to new personnel. For the second consecutive season, the 49ers had three players reach double figures in sacks. **DT Dana Stubblefield** (15.0), **DE Chris Doleman** (12.0) and **LB Kevin Greene** (10.5) led the sack attack. Stubblefield finished second in the league in sacks and was named **NFL DEFENSIVE PLAYER-OF-THE-YEAR** by the *Associated Press* and earned the Len Eshmont Award as the team's most inspirational player. Of the seven 49ers named to the Pro Bowl, five were from the defense. Stubblefield was joined by Doleman, **FS Merton Hanks**, **LB Lee Woodall** and **LB Ken Norton Jr.** Gogan and Young were San Francisco's offensive selections.

1998 - Led by one of the most productive offenses in team and league history, San Francisco posted its 16th consecutive winning season and remained one of the NFL's elite teams. Behind the strong arm of **QB Steve Young**, the powerful legs of **RB Garrison Hearst** and the triple-threat receiving corps of **WR Jerry Rice**, **WR Terrell Owens** and **WR J.J. Stokes**, the 49ers rolled to a 12-4 regular season mark and an appearance in the NFC Divisional Playoff Game.

Young opened the season in sizzling fashion. The 14-year veteran established an NFL record by throwing for over 300 yards in six consecutive games, breaking the previous record of five held by former 49ers QB Joe Montana. Young finished the season completing 322-of-517 (62.3) passes for 4,170 yards and 36 touchdowns. His final passing rating of 101.1 marked the seventh consecutive season he has surpassed the 100-point barrier and earned him his seventh consecutive trip to the Pro Bowl.

The 49ers offensive line, led by Pro Bowl **G Kevin Gogan**, paved the way for Hearst's record setting season. Hearst, and his team-record and career-high 1,570 yards rushing, were a major reason the 49ers led the NFL in rushing. His 198-yard performance against the New York Giants on *Monday Night Football* also was a team-record and a personal-best. His four plays of 70 yards or more led the league and helped earn him his first career Pro Bowl Selection.

The 49ers receiving corps was in the capable hands of Rice, Owens and Stokes. Rice, returning from a serious knee injury in 1997, earned his 12th career Pro Bowl nomination and finished with a team-high 82 receptions for 1,157 yards and nine touchdowns. The athletic Owens asserted himself among the league's best receivers and brightest young stars by catching 67 passes for 1,097 yards and 14 touchdowns. Stokes caught a career-best 63 passes for 770 yards and eight touchdowns.

The 49ers defense was paced by the inspiring play of **DT Bryant Young**. Young was having an exceptional season with 54 tackles and 9.5 sacks before suffering a season-ending leg injury against the New York Giants on *Monday Night Football*. Young was still named Eshmont Award winner although missing the final four regular season games. **LB Winfred Tubbs**, in his first season with the 49ers, earned his first career Pro Bowl nomination after finishing with 112 tackles. **CB Darnell Walker**, **FS Merton Hanks**, **S Zack Bronson** and **S Tim McDonald** led the team with four interceptions each.

1999 - San Francisco had a streak of 16 consecutive winning seasons snapped, after finishing the 1999 season with a 4-12 record. A season-ending injury to **QB Steve Young** in Week 3 sent the 49ers into a tailspin from which they did not recover.

Replacing Young proved to be quite a task for quarterbacks **Jeff Garcia** and **Steve Stenstrom**. Garcia received the first try at the job and responded admirably, posting a 24-22 victory, with a QB rating of 106.0, over the Tennessee Titans in his first NFL start. Garcia would start the next four games, but was replaced by



Stenstrom in Week 10 at New Orleans. With Stenstrom struggling in starts against the Saints, Rams and Packers, the 49ers coaching staff returned Garcia to the starting lineup for a December 5 game at Cincinnati. And what a return it was. Garcia threw for a **CAREER-HIGH** 437 yards against the Bengals, including throwing two touchdown passes to **WR Jerry Rice**. The game proved to be an impetus for Garcia, who over the final five games of the season completed 121-of-182 passes for 1,441 yards, eight touchdowns and three interceptions for a quarterback rating of 98.3. During that stint, Garcia completed 66.5 percent of his passes and was sacked just three times for 25 yards.

San Francisco also was faced with the task of replacing 1998 Pro Bowl **RB Garrison Hearst** and his team-record 1,570 yards rushing. A key off-season acquisition of **RB Charlie Garner** proved more than an adequate replacement. Garner rushed for a career-high 1,229 yards, caught a career-high 56 passes for 535 yards and finished third in the NFL with 1,764 total yards. The San Francisco running attack also was given a boost by second-year **FB Fred Beasley's** 276 yards rushing and 282 yards receiving, both marks were career-high's. Overall the 49ers led the NFL with 2,095 yards on the ground, becoming the first team to lead the league for consecutive seasons since Buffalo did it in 1991-92. The 49ers also led the league with a per rush average of 5.0.

The San Francisco receiving corps was once again paced by Rice. He finished the year with 67 receptions for 830 yards and five touchdowns. Certainly not the kind of numbers that Rice is accustomed to, but over the final five games of the season, Rice caught 24 passes for 420 yards (17.5) and three touchdowns. In that span he posted two 100-yard games, including a six-reception, 143-yard effort at Atlanta (1-3) in the season finale. **WR Terrell Owens** added 60 receptions for 754 yards and four touchdowns while **J.J. Stokes** totaled 34 grabs for 429 yards and two touchdowns, including a five-reception, 130-yard performance at Atlanta (1-3) in the season finale.

The 49ers defense struggled for much of the season, but was highlighted by several individual performances. **DT Bryant Young** was named the *Associated Press* **COMEBACK PLAYER-OF-THE-YEAR** and earned Pro Bowl selection. After overcoming a devastating leg fracture that ended his 1998 season and left his future clouded in doubt, Young answered all questions by earning a Pro Bowl nomination with his 11.0 sacks on the season. **S Lance Schulters**, in his first season as a starter, responded by finishing second in the NFC with six interceptions, including a game-winning 64-yard return against New Orleans (9-19) in the second week of the season. Schulters was named as the starting free safety for the NFC squad in the 2000 Pro Bowl.

2000 - San Francisco opened its sixth decade in the NFL under new leadership. The transfer of ownership from Edward J. DeBartolo, Jr. to his sister Denise DeBartolo York was approved by the NFL May 23, 2000. DeBartolo, Jr. ended his tenure after guiding the 49ers to five Super Bowl Championships and 16 postseason appearances.

A young San Francisco team, which at one point started five rookies on defense, showed marked improvement throughout the season, winning four of the last six games, to finish 6-10. The offense again was one of the best in the league, which led to three starters being named to their first Pro Bowl - **QB Jeff Garcia**, **RB Charlie Garner** and **WR Terrell Owens**.

Garcia, who was in his first season as the full-time starter, set the pace for the offense all season long. He set **CAREER-HIGHS** in every category, completing 355-of-561 yards for a **TEAM RECORD** 4,278 yards, with 31 touchdowns and only 10 interceptions. He finished the year ranked fifth in the NFL with a 97.6 quarterback rating. Garcia started all 16 games and had six 300-yard passing games, including a 402-yard effort against Chicago in December, which was his third straight 300-yard passing performance and his sixth of the season. His productivity not only led to his first Pro Bowl appearance, but *Football Digest* also named him the NFL's Most Improved Player.

WR Terrell Owens was one of the many benefactors of Garcia's success. Owens posted his second career 1,000-yard season, catching a **CAREER-HIGH** 97 passes for 1,451 yards, which ranked him fourth in the NFL. Owens, who only played in 14 games during the season, also had five 100-yard games and scored a team-high 13 touchdowns. Owens had his best performance of his career against Chicago in December, breaking a 50-year old **NFL RECORD** with 20 receptions for 283 yards and one touchdown. Owens broke Tom Fears' NFL record of 18 receptions in a game, which he set back in 1950 with the Rams.

The 49ers backfield was again in the capable hands of Garner and **FB Fred Beasley**. Garner earned his first Pro Bowl appearance and became the fourth 49ers running back to rush for 1,000 yards in back-to-back seasons. Garner, behind the stellar play of the 49ers offensive line, ran for 1,142 yards on 258 carries and seven touchdowns. Also a receiving threat, Garner set **CAREER-HIGHS** with 68 receptions for 647 yards and three touchdowns. In addition, he established a **TEAM RECORD** with 201 yards rushing vs. Dallas. Beasley also had a solid year, rushing for 147 yards on 50 carries and three touchdowns, while catching 31 passes for 233 yards and three touchdowns.

The 49ers defense was young, but saw marked improvement over the last half of the season. The defense was again paced by the efforts of **DT Bryant Young**, who posted 51 tackles and led the team in sacks with 9.5. **LB Ken Norton Jr.** was one of only three players to start all 16 games, extending his consecutive games streak to 160. The 49ers defense started five rookies in the final game at Denver and had seven different rookies start throughout the 2000 campaign. Rookies **CB Ahmed Plummer**, **DE John Engelberger** and **CB Jason Webster** all started at least 10 games. Six rookies—Plummer, Webster, Engelberger, **LB Julian Peterson**, **DT Cedric Killings** and **S Ronnie Heard**—participated in more than 20-percent of the total 1,096 plays.



49ERS YEAR-BY-YEAR STATISTICS

1950-2000

1950 Individual Statistics

| RUSHING | | | | | | | | | | | | | | | |
|-------------------|------------|-------------|-------------|-----------|-----------|------------------|-----------|-------------|-------------|-----------|----------|-----|-----|----|----|
| | Att. | Yds. | Avg | LG | TD | | | | | | | | | | |
| Perry, Joe | 124 | 647 | 5.2 | 78 | 5 | Wagner, Lowell | 4 | 12 | 3.0 | 8 | 0 | | | | |
| Strzykalski, John | 136 | 612 | 4.5 | 38 | 2 | Cathcart, Sam | 3 | 58 | 19.3 | 19 | 0 | | | | |
| Albert, Frank | 53 | 272 | 5.1 | 42 | 3 | Grgich, Visco | 1 | 37 | 37.0 | 37 | 0 | | | | |
| Cason, Jim | 38 | 129 | 3.4 | 24 | 1 | Cason, Jim | 1 | 22 | 22.0 | 22 | 0 | | | | |
| Sitko, Emil | 23 | 105 | 4.6 | 15 | 1 | Shoener, Hal | 1 | 14 | 14.0 | 14 | 0 | | | | |
| Cathcart, Sam | 33 | 76 | 2.3 | 17 | 0 | Lillywhite, Verl | 1 | 11 | 11.0 | 11 | 0 | | | | |
| Gehrke, Fred | 22 | 69 | 3.1 | 12 | 1 | Wisnamm, Pete | 1 | 5 | 5.0 | 5 | 0 | | | | |
| Standlee, Norm | 12 | 23 | 1.9 | 8 | 1 | Bruce, Gail | 1 | 4 | 4.0 | 4 | 0 | | | | |
| Wagner, Lowell | 2 | 5 | 2.5 | 3 | 0 | 49ERS | 22 | 304 | 13.8 | 37 | 1 | | | | |
| Cathcart, Royal | 3 | 5 | 1.7 | 3 | 0 | OPPONENTS | 25 | 429 | 17.2 | 50 | 3 | | | | |
| Powers, Jim | 3 | 4 | 1.3 | 3 | 0 | KICKOFF RETURNS | | | | | No. | Yds | Avg | LG | TD |
| Lillywhite, Verl | 7 | 4 | 0.6 | 5 | 0 | Cathcart, Sam | 13 | 311 | 23.9 | 62 | 0 | | | | |
| Garlin, Don | 3 | 3 | 1.0 | 2 | 0 | Perry, Joe | 12 | 223 | 18.6 | 27 | 0 | | | | |
| Shoener, Hal | 1 | 1 | 1.0 | 1 | 0 | Shoener, Hal | 4 | 53 | 13.3 | 17 | 0 | | | | |
| 49ERS | 460 | 1955 | 4.3 | 78 | 14 | Gehrke, Fred | 2 | 57 | 28.5 | 32 | 0 | | | | |
| OPPONENTS | 443 | 1662 | 3.8 | 57 | 17 | Cason, Jim | 2 | 48 | 24.0 | 25 | 0 | | | | |
| RECEIVING | | | | | No. | Yds | Avg | LG | TD | | | | | | |
| | No. | Yds. | Avg | LG | TD | Lillywhite, Verl | 2 | 36 | 18.0 | 21 | 0 | | | | |
| Loyd, Alex | 32 | 402 | 12.6 | 38 | 0 | Garlin, Don | 1 | 24 | 24.0 | 24 | 0 | | | | |
| Cason, Jim | 30 | 374 | 12.5 | 43 | 3 | Sandifer, Dan | 1 | 19 | 19.0 | 19 | 0 | | | | |
| Strzykalski, John | 24 | 187 | 7.8 | 28 | 1 | Standlee, Norm | 1 | 17 | 17.0 | 17 | 0 | | | | |
| Beals, Alyn | 22 | 315 | 14.3 | 38 | 3 | Matthews, Clay | 1 | 10 | 10.0 | 10 | 0 | | | | |
| Soltan, Gordy | 14 | 170 | 12.1 | 28 | 1 | Evans, Ray | 1 | 2 | 2.0 | 2 | 0 | | | | |
| Perry, Joe | 13 | 69 | 5.3 | 16 | 1 | 49ERS | 40 | 800 | 20.0 | 62 | 0 | | | | |
| Nix, Jack | 9 | 114 | 12.7 | 50 | 0 | OPPONENTS | 41 | 1014 | 24.7 | 37 | 1 | | | | |
| Cathcart, Sam | 7 | 99 | 14.1 | 24 | 0 | PUNT RETURNS | | | | | No. | Yds | Avg | LG | TD |
| Salata, Paul | 5 | 46 | 9.2 | 17 | 1 | Cason, Jim | 11 | 173 | 15.7 | 33 | 0 | | | | |
| Sitko, Emil | 3 | 43 | 14.3 | 28 | 2 | Cathcart, Sam | 16 | 185 | 11.6 | 29 | 0 | | | | |
| Gehrke, Fred | 3 | 29 | 9.7 | 13 | 1 | Gehrke, Fred | 5 | 44 | 8.8 | 19 | 0 | | | | |
| Bruce, Gail | 1 | 10 | 10.0 | 10 | 0 | Wagner, Lowell | 1 | 4 | 4.0 | 4 | 0 | | | | |
| Lillywhite, Verl | 1 | 6 | 6.0 | 6 | 0 | 49ERS | 33 | 406 | 12.3 | 33 | 0 | | | | |
| Banducci, Bruno | 1 | 11 | 11.1 | 11 | 1 | OPPONENTS | 37 | 413 | 11.2 | 27 | 0 | | | | |
| 49ERS | 164 | 1875 | 11.4 | 50 | 14 | PUNTING | | | | | No. | Yds | Avg | LG | Bk |
| OPPONENTS | 164 | 2289 | 14.0 | 72 | 16 | Lillywhite, Verl | 26 | 1016 | 39.1 | 57 | 0 | | | | |
| INTERCEPTIONS | | | | | No. | Yds. | Avg. | LG | TD | | | | | | |
| Powers, Jim | 5 | 42 | 8.4 | 26 | 0 | Albert, Frank | 37 | 1424 | 38.5 | 64 | 1 | | | | |
| Livingston, Howie | 4 | 99 | 24.8 | 35 | 1 | 49ERS | 63 | 2440 | 38.7 | 64 | 1 | | | | |
| | | | | | | OPPONENTS | 62 | 2443 | 39.4 | 57 | 1 | | | | |

| PASSING | | | | | | | | | | |
|------------------|------------|------------|-------------|-------------|-----------|-----------|-----------|-------------|--|--|
| | Att. | Comp. | Pct. | Yds | LG | TD | Int | QB | | |
| Albert, Frank | 306 | 155 | 50.7 | 1767 | 43 | 14 | 23 | 52.3 | | |
| Powers, Jim | 20 | 9 | 45.0 | 108 | 50 | 0 | 2 | 22.5 | | |
| 49ERS | 326 | 164 | 50.3 | 1875 | 50 | 14 | 25 | 50.3 | | |
| OPPONENTS | 347 | 164 | 47.3 | 2289 | 72 | 16 | 22 | 57.9 | | |

| SCORING | TOUCHDOWNS | | | TDs by Returns | | | | PAT | | Field Goals | | | Total Pts |
|-------------------|------------|-----------|-----------|----------------|----------|----------|----------|-----------|-----------|-------------|----------|----------|------------|
| | Total | Rush | Pass | Int | Fumbl | KO | Punt | Att | Con | Att | Con | Saf | |
| Soltan, Gordy | 1 | | 1 | | | | | 28 | 26 | | | | 44 |
| Perry, Joe | 6 | 5 | 1 | | | | | | | | | | 36 |
| Cason, Jim | 4 | 1 | 3 | | | | | | | | | | 24 |
| Albert, Frank | 3 | 3 | | | | | | | | | | | 18 |
| Beals, Alyn | 3 | | 3 | | | | | | | | | | 18 |
| Livingston, Howie | 3 | | 2 | | 1 | | | | | | | | 18 |
| Strzykalski, John | 3 | 2 | 1 | | | | | | | | | | 18 |
| Gehrke, Fred | 2 | 1 | 1 | | | | | | | | | | 12 |
| Sitko, Emil | 2 | 1 | 1 | | | | | | | | | | 12 |
| Banducci, Bruno | 1 | | 1 | | | | | | | | | | 6 |
| Standlee, Norm | 1 | | | | | | | | | | | | 6 |
| Nix, Jack | | | | | | | | 1 | 1 | | | | 1 |
| 49ERS | 29 | 14 | 14 | 1 | 0 | 0 | 0 | 29 | 27 | 7 | 4 | 0 | 213 |
| OPPONENTS | 39 | 17 | 16 | 3 | 2 | 1 | 0 | 39 | 35 | 14 | 7 | 2 | 300 |

1950 Team Statistics

| | | | | | |
|-----------------------------------|-------|------|------------------------------|------|------|
| TOTAL FIRST DOWNS | 49ers | Opp. | Average Length | 38.7 | 39.4 |
| By Rushing | 201 | 204 | Net avg. per punt | 32.0 | 32.2 |
| By Passing | 107 | 111 | KICKOFFS | 45 | 61 |
| By Penalties | 83 | 81 | Total Yards Returned | 800 | 1014 |
| TOTAL YARDS GAINED | 3830 | 3951 | Average Length of Return | 20.0 | 24.7 |
| By Rushing | 1955 | 1662 | PENALTIES | 93 | 71 |
| By Passing | 1875 | 2289 | Yards Penalized | 851 | 599 |
| TOTAL PLAYS FROM SCRIMMAGE | 906 | 903 | Net Loss/Gain | -252 | 252 |
| Rushes | 460 | 443 | FUMBLES | 35 | 39 |
| Average Gain Per Rush | 4.25 | 3.75 | Own Fumbles Recovered | 14 | 18 |
| FORWARD PASSES ATTEMPTED | 326 | 347 | Opponents' Fumbles Recovered | 21 | 21 |
| Number Completed | 164 | 164 | FIELD GOALS | 4 | 7 |
| Per Cent Completed | 50.3 | 47.3 | Field Goals Attempted | 8 | 14 |
| Yards Lost Passing | 325 | 248 | TOTAL POINTS SCORED | 213 | 300 |
| Passes Had Intercepted | 25 | 22 | Touchdowns Scored | 29 | 40 |
| Yards Gained Per Pass | 5.8 | 6.6 | Touchdowns Rushing | 14 | 17 |
| Yards Gained Per Completion | 11.4 | 14.0 | Touchdowns Passing | 14 | 16 |
| PUNTS | 63 | 62 | Touchdown Returns | 1 | 7 |
| Total Yardage of Punts | 2440 | 2443 | Extra Points | 27 | 35 |
| | | | Safeties | 0 | 2 |



1952 Individual Statistics

| RUSHING | | | | | | INTERCEPTIONS | | | | | |
|-------------------|------------|-------------|-------------|------------|-----------|------------------|-----------|-------------|-------------|------------|----------|
| Ath. | Yds. | Avg | LG | TD | No. | Yds. | Avg. | LG | TD | | |
| Perry, Joe | 158 | 725 | 4.6 | 78t | 8 | Wagner, Lowell | 6 | 69 | 11.5 | 30 | 0 |
| McElhenny, Hugh | 98 | 684 | 7.0 | 89t | 6 | Cathcart, Sam | 3 | 64 | 21.3 | 30 | 0 |
| Arenas, Joe | 44 | 183 | 4.2 | 14 | 0 | Powers, Jim | 2 | 37 | 18.5 | 23 | 0 |
| Albert, Frank | 22 | 87 | 4.0 | 29 | 1 | Berry, Rex | 2 | 27 | 13.5 | 23 | 0 |
| Boone, J.R. | 24 | 72 | 3.0 | 12 | 0 | Cason, Jim | 2 | 4 | 2.0 | 4 | 0 |
| Strzykalski, John | 16 | 53 | 3.3 | 11 | 0 | Burke, Don | 1 | 35 | 35.0 | 35t | 1 |
| Aldridge, Ben | 13 | 36 | 2.8 | 11 | 0 | Brown, Hardy | 1 | 16 | 16.0 | 16 | 0 |
| White, Bob | 24 | 33 | 1.4 | 17 | 1 | 49ERS | 17 | 252 | 14.8 | 35t | 1 |
| Cathcart, Sam | 6 | 21 | 3.5 | 7 | 0 | OPPONENTS | 23 | 299 | 13.0 | 38 | 0 |
| Standlee, Norm | 2 | 8 | 4.0 | 9 | 0 | KICKOFF RETURNS | | | | | |
| Berry, Rex | 1 | 7 | 7.0 | 7 | 0 | Arenas, Joe | 11 | 291 | 26.5 | 47 | 0 |
| Nomellini, Leo | 1 | 5 | 5.0 | 5 | 0 | McElhenny, Hugh | 18 | 396 | 22.0 | 40 | 0 |
| Meyers, Bob | 1 | 2 | 2.0 | 2 | 0 | Brown, Hardy | 2 | 31 | 15.5 | 23 | 0 |
| Titile, Y.A. | 11 | -11 | -1.0 | -4 | 0 | O'Donahue, Pat | 2 | 17 | 8.5 | 10 | 0 |
| 49ERS | 421 | 1905 | 4.5 | 89t | 16 | Burke, Don | 1 | 25 | 25.0 | 25 | 0 |
| OPPONENTS | 412 | 1566 | 3.8 | 51 | 10 | Cathcart, Sam | 1 | 20 | 20.0 | 20 | 0 |
| RECEIVING | | | | | | OPPONENTS | | | | | |
| No. | Yds. | Avg | LG | TD | No. | Yds | Avg | LG | TD | | |
| Soltau, Gordy | 55 | 774 | 14.1 | 49 | 7 | Nomellini, Leo | 1 | 18 | 18.0 | 18 | 0 |
| McElhenny, Hugh | 26 | 367 | 14.1 | 77 | 3 | 49ERS | 36 | 798 | 22.2 | 47 | 0 |
| Boone, J.R. | 25 | 461 | 18.4 | 53 | 1 | OPPONENTS | 52 | 1242 | 23.9 | 52 | 0 |
| Wilson, Billy | 23 | 304 | 13.2 | 40 | 3 | PUNT RETURNS | | | | | |
| Perry, Joe | 15 | 81 | 5.4 | 17 | 0 | McElhenny, Hugh | 20 | 284 | 14.2 | 94t | 1 |
| White, Bob | 12 | 173 | 14.4 | 60 | 2 | Boone, J.R. | 11 | 66 | 6.0 | 17 | 0 |
| Jessup, Bill | 6 | 108 | 18.0 | 58 | 1 | Arenas, Joe | 7 | 40 | 5.7 | 13 | 0 |
| Arenas, Joe | 5 | 47 | 9.4 | 14 | 1 | Cathcart, Sam | 1 | 23 | 23.0 | 23 | 0 |
| Aldridge, Ben | 4 | 22 | 5.5 | 13 | 1 | O'Donahue, Pat | 1 | 23 | 23.0 | 23t | 1 |
| Cathcart, Sam | 2 | 15 | 7.5 | 13 | 0 | 49ERS | 40 | 436 | 10.9 | 94t | 2 |
| Henke, Ed | 1 | 13 | 13.0 | 13 | 0 | OPPONENTS | 29 | 359 | 12.4 | 82t | 1 |
| Wagner, Lowell | 1 | 6 | 6.0 | 6 | 0 | PUNTING | | | | | |
| Strzykalski, John | 1 | 4 | 4.0 | 4 | 0 | No. | Yds | Avg | LG | Blk | |
| Banducci, Bruno | 1 | 4 | 4.0 | 4 | 0 | Albert, Frank | 68 | 2899 | 42.6 | 70 | 0 |
| 49ERS | 177 | 2371 | 13.4 | 77 | 19 | 49ERS | 68 | 2899 | 42.6 | 70 | 0 |
| OPPONENTS | 151 | 1929 | 12.8 | 90 | 15 | OPPONENTS | 78 | 3218 | 41.3 | 66 | 0 |

| PASSING | | | | | | | | | | |
|------------------|------------|------------|-------------|-------------|------------|-----------|-----------|-------------|--|--|
| Ath. | Comp. | Pct. | Yds | LG | TD | Int | QB | | | |
| Albert, Frank | 129 | 71 | 55.0 | 964 | 60t | 8 | 10 | 67.5 | | |
| Titile, Y.A. | 208 | 106 | 51.0 | 1407 | 77 | 11 | 12 | 66.3 | | |
| Arenas, Joe | 1 | 0 | 0.0 | 0 | 0 | 0 | 0 | 39.6 | | |
| Cathcart, Sam | 1 | 0 | 0.0 | 0 | 0 | 0 | 1 | 0.0 | | |
| Powers, Jim | 1 | 0 | 0.0 | 0 | 0 | 0 | 0 | 39.6 | | |
| Perry, Joe | 2 | 0 | 0.0 | 0 | 0 | 0 | 0 | 39.6 | | |
| 49ERS | 342 | 177 | 51.8 | 2371 | 77 | 19 | 23 | 64.6 | | |
| OPPONENTS | 342 | 151 | 44.2 | 1929 | 90t | 15 | 17 | 56.3 | | |

| | TOUCHDOWNS | | | TDs by Returns | | | | PAT | | Field Goals | | | Total Pts |
|------------------|------------|-----------|-----------|----------------|----------|----------|----------|-----------|-----------|-------------|-----------|----------|------------|
| | Total | Rush | Pass | Int | FmbI | KO | Punt | Ath | Con | Ath | Con | Saf | |
| Soltau, Gordy | 7 | 6 | 7 | | | | | 36 | 34 | 12 | 6 | | 94 |
| McElhenny, Hugh | 10 | 6 | 3 | | | | | | | | | | 60 |
| Perry, Joe | 8 | 8 | | | | | | | | | | | 48 |
| White, Bob | 3 | 1 | 2 | | | | | | | | | | 18 |
| Wilson, Billy | 3 | | | | | | | | | | | | 18 |
| O'Donahue, Pat | 1 | | | | | | | | | | | | 7 |
| Albert, Frank | 1 | | | | | | | | | | | | 6 |
| Aldridge, Ben | 1 | | | | | | | | | | | | 6 |
| Arenas, Joe | 1 | | | | | | | | | | | | 6 |
| Boone, J.R. | 1 | | | | | | | | | | | | 6 |
| Burke, Don | 1 | | | | | | | | | | | | 6 |
| Jessup, Bill | 1 | | | | | | | | | | | | 6 |
| Momsen, Bob | | | | | | | | | | | | | 2 |
| Powell, Charlie | | | | | | | | | | | | | 2 |
| 49ERS | 38 | 16 | 19 | 1 | 0 | 0 | 2 | 37 | 35 | 12 | 6 | 2 | 285 |
| OPPONENTS | 27 | 10 | 15 | 0 | 1 | 0 | 1 | 27 | 27 | 21 | 10 | 1 | 221 |

1952 Team Statistics

| | | | | | |
|-----------------------------------|-------|------|------------------------------|------|------|
| TOTAL FIRST DOWNS | 49ers | Opp. | Average Length | 42.6 | 41.3 |
| By Rushing | 213 | 167 | Net avg. per punt | 36.8 | 34.6 |
| By Passing | 97 | 81 | KICKOFFS | 58 | 50 |
| By Penalties | 104 | 76 | Total Yards Returned | 798 | 1242 |
| TOTAL YARDS GAINED | 4276 | 3495 | Average Length of Return | 22.2 | 23.9 |
| By Rushing | 1905 | 1566 | PENALTIES | 79 | 65 |
| By Passing | 2371 | 1929 | Yards Penalized | 628 | 530 |
| TOTAL PLAYS FROM SCRIMMAGE | 884 | 887 | Net Loss/Gain | -98 | 98 |
| Rushes | 421 | 412 | FUMBLES | 26 | 31 |
| Average Gain Per Rush | 5.0 | 3.8 | Own Fumbles Recovered | 13 | 13 |
| FORWARD PASSES ATTEMPTED | 342 | 342 | Opponents' Fumbles Recovered | 31 | 18 |
| Number Completed | 174 | 151 | FIELD GOALS | 6 | 10 |
| Per Cent Completed | 51.8 | 44.2 | Field Goals Attempted | 12 | 21 |
| Yards Lost Passing | 396 | 291 | TOTAL POINTS SCORED | 285 | 221 |
| Passes Had Intercepted | 23 | 17 | Touchdowns Scored | 38 | 27 |
| Yards Gained Per Pass | 5.8 | 4.8 | Touchdowns Rushing | 16 | 10 |
| Yards Gained Per Completion | 13.6 | 12.8 | Touchdowns Passing | 19 | 15 |
| PUNTS | 68 | 78 | Touchdown Returns | 3 | 2 |
| Total Yardage of Punts | 2899 | 3218 | Extra Points | 35 | 27 |
| | | | Field Goals | 6 | 10 |
| | | | Safeties | 2 | 1 |



1953 Individual Statistics

| RUSHING | | Att. | Yds. | Avg. | LG | TD | | | | | |
|----------------------|------------|-------------|-------------|-----------|-----------|------------------------|------------|-------------|-------------|-----------|------------|
| Perry, Joe | 192 | 1018 | -5.3 | 511 | 10 | Arenas, Joe | 2 | 29 | 14.5 | 17 | 0 |
| McElhenny, Hugh | 112 | 503 | -4.5 | 33 | 3 | Morton, John | 2 | 16 | 8.0 | 9 | 0 |
| Arenas, Joe | 72 | 380 | -5.3 | 60 | 6 | Brown, Hardy | 1 | 7 | 7.0 | 7 | 0 |
| Mixon, Billy | 25 | 176 | -7.0 | 33 | 1 | 49ERS | 23 | 388 | 16.9 | 32 | 1 |
| Schabaram, Pete | 18 | 104 | -5.8 | 23 | 0 | OPPONENTS | 19 | 204 | 10.7 | 30 | 0 |
| Titte, Y.A. | 14 | -41 | -2.9 | 14 | 6 | KICKOFF RETURNS | No. | Yds | Avg. | LG | TD |
| Monachino, Jim | 4 | 10 | 2.5 | 5 | 0 | Arenas, Joe | 16 | 551 | 34.4 | 82 | 0 |
| Wagner, Lowell | 1 | 4 | 4.0 | 4 | 0 | McElhenny, Hugh | 15 | 368 | 24.5 | 55 | 0 |
| Ledyard, Hal | 1 | 3 | 3.0 | 3 | 0 | Schabaram, Pete | 2 | 50 | 25.0 | 27 | 0 |
| Balansen, Ken | 1 | 1 | 1.0 | 1 | 0 | Brunev, Fred | 2 | 46 | 23.0 | 25 | 0 |
| Powers, Jim | 3 | -10 | -3.3 | 0 | 0 | Perry, Joe | 2 | 21 | 10.5 | 11 | 0 |
| 49ERS | 443 | 2230 | -5.0 | 60 | 26 | Babcock, Harry | 2 | 3 | 1.5 | 3 | 0 |
| OPPONENTS | 398 | 1548 | -3.9 | 48 | 12 | Berry, Rex | 1 | 37 | 37.0 | 37 | 0 |
| RECEIVING | No. | Yds. | Avg. | LG | TD | Balansen, Ken | 1 | 21 | 21.0 | 21 | 0 |
| Wilson, Billy | 51 | 840 | 16.5 | 611 | 10 | Nomellini, Leo | 1 | 5 | 5.0 | 5 | 0 |
| Soltau, Gordy | 43 | 620 | 14.4 | 54 | 6 | Brown, Hardy | 1 | 3 | 3.0 | 3 | 0 |
| McElhenny, Hugh | 30 | 474 | 15.8 | 71 | 2 | 49ERS | 43 | 1105 | 25.7 | 82 | 0 |
| Perry, Joe | 19 | 191 | 10.1 | 60 | 3 | OPPONENTS | 59 | 1264 | 21.4 | 78 | 0 |
| Arenas, Joe | 10 | 113 | 11.3 | 38 | 1 | PUNT RETURNS | No. | Yds | Avg. | LG | TD |
| Schabaram, Pete | 10 | 96 | 9.6 | 31 | 0 | McElhenny, Hugh | 15 | 104 | 6.9 | 25 | 0 |
| Babcock, Harry | 7 | 59 | 8.4 | 13 | 0 | Arenas, Joe | 8 | 93 | 11.6 | 50 | 0 |
| Monachino, Jim | 2 | 9 | -4.5 | 9 | 0 | Berry, Rex | 7 | -42 | -6.0 | 17 | 0 |
| Mixon, Billy | 1 | 7 | 7.0 | 7 | 0 | Schabaram, Pete | 2 | 0 | 0.0 | 0 | 0 |
| Hogland, Doug | 1 | -2 | -2.0 | -2 | 0 | Brunev, Fred | 1 | 11 | 11.0 | 11 | 0 |
| 49ERS | 174 | 2407 | 13.8 | 71 | 22 | 49ERS | 33 | 250 | 7.6 | 50 | 0 |
| OPPONENTS | 173 | 2100 | 12.1 | 66 | 17 | OPPONENTS | 27 | 109 | 4.0 | 13 | 0 |
| INTERCEPTIONS | No. | Yds. | Avg. | LG | TD | PUNTING | No. | Yds | Avg. | LG | Blk |
| Berry, Rex | 7 | 142 | 20.3 | 29 | 1 | Powers, Jim | 42 | 1706 | 40.6 | 55 | 1 |
| Wagner, Lowell | 6 | 135 | 22.5 | 32 | 0 | 49ERS | 42 | 1706 | 40.6 | 55 | 1 |
| Brunev, Fred | 5 | 59 | 11.8 | 23 | 0 | OPPONENTS | 60 | 2457 | 41.0 | 61 | |

| PASSING | | Att. | Comp. | Pct. | Yds | LG | TD | Int | QB |
|------------------|------------|------------|-------------|-------------|------------|-----------|-----------|-------------|----|
| Titte, Y.A. | 259 | 149 | 57.5 | 2121 | 711 | 20 | 16 | 84.2 | |
| Powers, Jim | 49 | 22 | 44.9 | 259 | 28 | 1 | 2 | 51.3 | |
| McElhenny, Hugh | 3 | 2 | 66.7 | 13 | 11 | 1 | 0 | 115.3 | |
| Perry, Joe | 1 | 1 | 100.0 | 14 | 14 | 0 | 0 | 118.8 | |
| Arenas, Joe | 1 | 0 | 0.0 | 0 | 0 | 0 | 0 | 39.6 | |
| Ledyard, Hal | 9 | 0 | 0.0 | 0 | 0 | 0 | 0 | 39.6 | |
| 49ERS | 322 | 174 | 54.0 | 2407 | 711 | 22 | 18 | 77.8 | |
| OPPONENTS | 356 | 173 | 48.6 | 1877 | 66 | 17 | 23 | 53.6 | |

| | TOUCHDOWNS | | | TDs by Returns | | | PAT | | Field Goals | | | Total Pts |
|------------------|------------|-----------|-----------|----------------|----------|----------|-----------|-----------|-------------|-----------|----------|------------|
| | Total | Rush | Pass | Int | FmbI | KO | Att | Con | Att | Con | Saf | |
| Soltau, Gordy | 6 | | 6 | | | | 49 | 48 | 15 | 10 | | 114 |
| Perry, Joe | 13 | 10 | 3 | | | | | | 3 | 0 | | 78 |
| Wilson, Billy | 10 | | 10 | | | | | | | | | 60 |
| Arenas, Joe | 7 | 6 | 1 | | | | | | | | | 42 |
| Titte, Y.A. | 6 | 6 | | | | | | | | | | 36 |
| McElhenny, Hugh | 5 | 3 | 2 | | | | | | | | | 30 |
| Berry, Rex | 1 | | | 1 | | | | | | | | 6 |
| Mixon, Billy | 1 | 1 | | | | | | | | | | 6 |
| 49ERS | 49 | 26 | 22 | 1 | 0 | 0 | 49 | 48 | 18 | 10 | 0 | 372 |
| OPPONENTS | 30 | 12 | 17 | 0 | 1 | 0 | 30 | 30 | 16 | 9 | 0 | 237 |

1953 Team Statistics

| TOTAL FIRST DOWNS | | 49ers | Opp. | KICKOFFS | | |
|-----------------------------------|-------------|-------------|-------------|------------------------------|------------|------------|
| By Rushing | 128 | 243 | 206 | Number Returned | 43 | 59 |
| By Passing | 99 | 95 | 99 | Total Yards Returned | 1105 | 1264 |
| By Penalties | 16 | 12 | 12 | Average Length of Return | 25.7 | 21.4 |
| TOTAL YARDS GAINED | 4398 | 4398 | 3425 | PENALTIES | 90 | 71 |
| By Rushing | 2230 | 1548 | 1548 | Yards Penalized | 772 | 615 |
| By Passing | 2168 | 1877 | 1877 | Net Loss/Gain | -157 | 157 |
| TOTAL PLAYS FROM SCRIMMAGE | 825 | 830 | 830 | FUMBLES | 28 | 33 |
| Rushes | 443 | 398 | 398 | Own Fumbles Recovered | 9 | 16 |
| Average Gain Per Rush | 5.0 | 3.9 | 3.9 | Opponents' Fumbles Recovered | 17 | 19 |
| FORWARD PASSES ATTEMPTED | 322 | 356 | 356 | FIELD GOALS | 10 | 9 |
| Number Completed | 174 | 173 | 173 | Field Goals Attempted | 13 | 16 |
| Per Cent Completed | 54.0 | 48.6 | 48.6 | TOTAL POINTS SCORED | 372 | 237 |
| Yards Lost Passing | 239 | 223 | 223 | Touchdowns Scored | 49 | 30 |
| Passes Had Intercepted | 19 | 23 | 23 | Touchdowns Rushing | 26 | 12 |
| Yards Gained Per Pass | 6.7 | 5.3 | 5.3 | Touchdowns Passing | 22 | 17 |
| Yards Gained Per Completion | 12.5 | 10.8 | 10.8 | Touchdown Returns | 1 | 1 |
| PUNTS | 42 | 60 | 60 | Extra Points | 48 | 30 |
| Total Yardage of Punts | 1706 | 2457 | 2457 | Field Goals | 10 | 9 |
| Average Length | 40.6 | 41.0 | 41.0 | Safeties | 0 | 0 |
| Net avg. per punt | 37.5 | 35.8 | 35.8 | | | |



1954 Individual Statistics

| RUSHING | Att. | Yds. | Avg | LG | TD | | | | | | |
|----------------------------|------------|-------------|-------------|-----------|-----------|----------------------------|------------|-------------|-------------|-----------|-----------|
| Perry, Joe | 173 | 1049 | 6.1 | 58 | 8 | Williams, John | 3 | 28 | 9.3 | 15 | 0 |
| <i>Johnson, John Henry</i> | 129 | 681 | 5.3 | 38 | 9 | Arenas, Joe | 3 | 26 | 8.7 | 26 | 0 |
| McElhenny, Hugh | 64 | 515 | 8.1 | 60 | 6 | Carapella, Al | 2 | 40 | 20.0 | 27 | 0 |
| Schabaram, Pete | 21 | 79 | 3.8 | 16 | 1 | Mixon, Billy | 2 | 6 | 3.0 | 3 | 0 |
| Arenas, Joe | 11 | 77 | 7.0 | 26 | 0 | Brown, Pete | 1 | 47 | 47.0 | 47 | 0 |
| Tittle, Y.A. | 28 | 68 | 2.4 | 10 | 4 | Toneff, Bob | 1 | 15 | 15.0 | 15 | 0 |
| Mixon, Billy | 7 | 19 | 2.7 | 7 | 0 | Schabaram, Pete | 1 | 9 | 9.0 | 9 | 0 |
| <i>Cassara, Frank</i> | 3 | 17 | 5.7 | 10 | 0 | 49ERS | 19 | 282 | 14.8 | 47 | 2 |
| Galiffa, Arnie | 1 | 2 | 2.0 | 2 | 0 | OPPONENTS | 12 | 167 | 13.9 | 33 | 0 |
| <i>Tidwell, Billy</i> | 1 | 1 | 1.0 | 1 | 0 | KICKOFF RETURNS | No. | Yds | Avg | LG | TD |
| Cason, Jim | 2 | 1 | 0.5 | 3 | 0 | Arenas, Joe | 16 | 362 | 22.6 | 41 | 0 |
| Jessup, Bill | 1 | -5 | -5.0 | -5 | 0 | <i>Tidwell, Billy</i> | 10 | 287 | 28.7 | 65 | 0 |
| Brown, Pete | 1 | -6 | -6.0 | -6 | 0 | McElhenny, Hugh | 8 | 210 | 26.3 | 51 | 0 |
| 49ERS | 442 | 2498 | 5.7 | 60 | 28 | <i>Johnson, John Henry</i> | 2 | 25 | 12.5 | 19 | 0 |
| OPPONENTS | 348 | 1371 | 3.9 | 43 | 8 | Schabaram, Pete | 1 | 34 | 34.0 | 34 | 0 |
| RECEIVING | No. | Yds. | Avg | LG | TD | Toneff, Bob | 1 | 10 | 10.0 | 10 | 0 |
| Wilson, Billy | 60 | 830 | 13.8 | 43 | 5 | Hogland, Doug | 1 | 2 | 2.0 | 2 | 0 |
| Jessup, Bill | 30 | 565 | 18.8 | 68 | 3 | 49ERS | 39 | 930 | 23.9 | 65 | 0 |
| <i>Johnson, John Henry</i> | 28 | 183 | 6.5 | 34 | 0 | OPPONENTS | 57 | 1145 | 20.1 | 43 | 0 |
| Perry, Joe | 26 | 203 | 7.8 | 70 | 0 | PUNT RETURNS | No. | Yds | Avg | LG | TD |
| Soltau, Gordy | 22 | 316 | 14.4 | 42 | 2 | Arenas, Joe | 23 | 117 | 5.1 | 23 | 0 |
| McElhenny, Hugh | 8 | 162 | 20.3 | 53 | 0 | McElhenny, Hugh | 8 | 78 | 9.8 | 32 | 0 |
| Babcock, Harry | 6 | 91 | 15.2 | 33 | 0 | <i>Tidwell, Billy</i> | 3 | 0 | 0.0 | 17 | 0 |
| Schabaram, Pete | 4 | 70 | 17.5 | 42 | 0 | Schabaram, Pete | 2 | 10 | 5.0 | 10 | 0 |
| Arenas, Joe | 2 | 12 | 6.0 | 12 | 0 | 49ERS | 36 | 205 | 5.7 | 32 | 0 |
| <i>Cassara, Frank</i> | 1 | 12 | 12.0 | 12 | 0 | OPPONENTS | 40 | 269 | 6.7 | 47 | 0 |
| 49ERS | 187 | 2444 | 13.1 | 70 | 10 | PUNTING | No. | Yds | Avg | LG | Bk |
| OPPONENTS | 193 | 3015 | 15.6 | 78 | 24 | Brown, Pete | 49 | 1837 | 37.5 | 51 | 0 |
| INTERCEPTIONS | No. | Yds. | Avg. | LG | TD | Brown, Hardy | 10 | 384 | 38.4 | 58 | 0 |
| Berry, Rex | 3 | 69 | 23.0 | 34 | 1 | Berry, Rex | 1 | 0 | 0.0 | 0 | 0 |
| Brown, Hardy | 3 | 42 | 14.0 | 41 | 1 | 49ERS | 60 | 2221 | 37.0 | 58 | 0 |
| | | | | | | OPPONENTS | 59 | 2420 | 41.0 | 60 | 0 |

| PASSING | Att. | Comp. | Pct. | Yds | LG | TD | Int | QB |
|----------------------------|------------|------------|-------------|-------------|-----------|-----------|-----------|-------------|
| Tittle, Y.A. | 295 | 170 | 57.6 | 2205 | 70 | 9 | 9 | 78.7 |
| Cason, Jim | 13 | 7 | 53.9 | 40 | 25 | 0 | 1 | 27.7 |
| <i>Duncan, Maury</i> | 14 | 4 | 28.6 | 82 | 29 | 0 | 2 | 11.9 |
| Galiffa, Arnie | 12 | 3 | 25.0 | 54 | 25 | 0 | 0 | 45.8 |
| <i>Johnson, John Henry</i> | 2 | 1 | 50.0 | 10 | 10 | 1 | 0 | 104.2 |
| Brown, Pete | 1 | 1 | 100.0 | 19 | 19 | 0 | 0 | 118.8 |
| Perry, Joe | 1 | 1 | 100.0 | 34 | 34 | 0 | 0 | 118.8 |
| Schabaram, Pete | 1 | 0 | 0.0 | 0 | 0 | 0 | 0 | 39.6 |
| <i>Tidwell, Billy</i> | 1 | 0 | 0.0 | 0 | 0 | 0 | 0 | 39.6 |
| 49ERS | 340 | 187 | 55.0 | 2444 | 70 | 10 | 12 | 73.0 |
| OPPONENTS | 374 | 193 | 51.6 | 2649 | 78 | 24 | 19 | 74.8 |

| SCORING | TOUCHDOWNS | | | TDs by Returns | | | PAT | | Field Goals | | | Total Pts | |
|----------------------------|------------|-----------|-----------|----------------|----------|----------|----------|-----------|-------------|-----------|-----------|-----------|------------|
| | Total | Rush | Pass | Int | Fmbil | KO | Punt | Att | Con | Att | Con | | Saf |
| Soltau, Gordy | 2 | | 2 | | | | | 33 | 31 | 18 | 11 | | 76 |
| Perry, Joe | 8 | 8 | | | | | | 7 | 6 | 3 | 1 | | 57 |
| <i>Johnson, John Henry</i> | 9 | 9 | | | | | | | | | | | 54 |
| McElhenny, Hugh | 6 | 6 | | | | | | | | | | | 36 |
| Wilson, Billy | 5 | | 5 | | | | | | | | | | 30 |
| Tittle, Y.A. | 4 | 4 | | | | | | | | | | | 24 |
| Jessup, Bill | 3 | | 3 | | | | | | | | | | 18 |
| Berry, Rex | 1 | | | 1 | | | | | | | | | 6 |
| Brown, Hardy | 1 | | | 1 | | | | | | | | | 6 |
| Schabaram, Pete | 1 | 1 | | | | | | | | | | | 6 |
| 49ERS | 40 | 28 | 10 | 2 | 0 | 0 | 0 | 40 | 37 | 21 | 12 | 0 | 313 |
| OPPONENTS | 32 | 8 | 24 | 0 | 0 | 0 | 0 | 32 | 32 | 19 | 9 | 0 | 251 |

1954 Team Statistics

| | | | | | | | |
|-----------------------------------|-------|------|------|------|------------------------------|------|------|
| TOTAL FIRST DOWNS | 49ers | 252 | Opp. | 207 | KICKOFFS | 51 | 64 |
| By Rushing | | 125 | | 74 | Number Returned | 39 | 57 |
| By Passing | | 109 | | 122 | Total Yards Returned | 930 | 1145 |
| By Penalties | | 18 | | 11 | Average Length of Return | 23.8 | 20.1 |
| TOTAL YARDS GAINED | | 4704 | | 4020 | PENALTIES | 73 | 51 |
| By Rushing | | 2498 | | 1371 | Yards Penalized | 614 | 426 |
| By Passing | | 2206 | | 2649 | Net Loss/Gain | -188 | 188 |
| TOTAL PLAYS FROM SCRIMMAGE | | 863 | | 800 | FUMBLES | 30 | 29 |
| Rushes | | 442 | | 348 | Own Fumbles Recovered | 17 | 14 |
| Average Gain Per Rush | | 5.7 | | 3.9 | Opponents' Fumbles Recovered | 18 | 13 |
| FORWARD PASSES ATTEMPTED | | 340 | | 374 | FIELD GOALS | 12 | 9 |
| Number Completed | | 187 | | 193 | Field Goals Attempted | 21 | 19 |
| Per Cent Completed | | 55.0 | | 51.6 | TOTAL POINTS SCORED | 313 | 251 |
| Yards Lost Passing | | 238 | | 366 | Touchdowns Scored | 40 | 32 |
| Passes Had Intercepted | | 12 | | 19 | Touchdowns Rushing | 28 | 8 |
| Yards Gained Per Pass | | 6.5 | | 7.1 | Touchdowns Passing | 10 | 24 |
| Yards Gained Per Completion | | 11.8 | | 13.7 | Touchdown Returns | 2 | 0 |
| PUNTS | | 60 | | 59 | Extra Points | 37 | 32 |
| Total Yardage of Punts | | 2221 | | 2420 | Field Goals | 12 | 9 |
| Average Length | | 37.0 | | 41.0 | Safeties | 0 | 0 |
| Net avg. per punt | | 32.2 | | 34.8 | | | |



1955 Individual Statistics

| RUSHING | | | | | Att. | Yds. | Avg. | LG | TD | | | | | | | | | | |
|---------------------|------------|-------------|-------------|-----------|-----------|------|------|----|----|---------------------|-----------|-------------|-------------|-----------|----------|------|------|----|----|
| Perry, Joe | 156 | 701 | 4.5 | 42 | 2 | | | | | Mathews, Clay | 1 | 19 | 19.0 | 13 | 0 | | | | |
| McElhenny, Hugh | 90 | 327 | 3.6 | 44 | 4 | | | | | Carr, Paul | 1 | 11 | 11.0 | 11 | 0 | | | | |
| Moegle, Dicky | 41 | 235 | 5.7 | 39 | 5 | | | | | Stolhandski, Tom | 1 | 6 | 6.0 | 6 | 0 | | | | |
| Arenas, Joe | 37 | 150 | 4.1 | 30 | 0 | | | | | Arenas, Joe | 1 | 0 | 0.0 | 0 | 0 | | | | |
| Title, Y.A. | 23 | 114 | 5.0 | 35 | 0 | | | | | Campbell, Marion | 1 | 0 | 0.0 | 0 | 0 | | | | |
| Johnson, John Henry | 19 | 69 | 3.6 | 12 | 1 | | | | | Powell, Charlie | (lat) 0 | 7 | 7 | 7 | 0 | | | | |
| Laughlin, Bud | 20 | 58 | 2.9 | 14 | 0 | | | | | 49ERS | 21 | 242 | 11.5 | 44 | 1 | | | | |
| Hardy, Carroll | 15 | 37 | 2.5 | 14 | 0 | | | | | OPPONENTS | 28 | 299 | 10.7 | 55 | 2 | | | | |
| Harkey, Lem | 6 | 27 | 4.5 | 15 | 0 | | | | | KICKOFF RETURNS | | | | | No. | Yds. | Avg. | LG | TD |
| Duncan, Maury | 1 | -5 | -5.0 | -5 | 0 | | | | | Arenas, Joe | 24 | 594 | 24.8 | 42 | 0 | | | | |
| 49ERS | 408 | 1713 | 4.2 | 44 | 12 | | | | | Moegle, Dicky | 10 | 249 | 24.9 | 61 | 0 | | | | |
| OPPONENTS | 538 | 2135 | 4.0 | 49 | 24 | | | | | McElhenny, Hugh | 9 | 189 | 21.0 | 31 | 0 | | | | |
| RECEIVING | | | | | No. | Yds. | Avg. | LG | TD | | | | | | No. | Yds. | Avg. | LG | TD |
| Wilson, Billy | 53 | 831 | 15.7 | 72 | 7 | | | | | Hardy, Carroll | 3 | 65 | 21.7 | 30 | 0 | | | | |
| Soltan, Gordy | 26 | 358 | 13.8 | 36 | 1 | | | | | Laughlin, Bud | 1 | 25 | 25.0 | 25 | 0 | | | | |
| Perry, Joe | 19 | 55 | 2.9 | 19 | 1 | | | | | Toneff, Bob | 1 | 13 | 13.0 | 13 | 0 | | | | |
| Arenas, Joe | 13 | 255 | 19.6 | 53 | 2 | | | | | Hazeltine, Matt | 1 | 9 | 9.0 | 9 | 0 | | | | |
| Hardy, Carroll | 12 | 338 | 28.2 | 78 | 4 | | | | | Powell, Charlie | 1 | 2 | 2.0 | 2 | 0 | | | | |
| McElhenny, Hugh | 11 | 203 | 18.5 | 55 | 2 | | | | | Palanella, Lou | 1 | 1 | 1.0 | 1 | 0 | | | | |
| Laughlin, Bud | 8 | 54 | 6.8 | 27 | 0 | | | | | 49ERS | 51 | 1147 | 22.5 | 61 | 0 | | | | |
| Moegle, Dicky | 4 | 94 | 23.5 | 53 | 0 | | | | | OPPONENTS | 37 | 865 | 23.4 | 56 | 0 | | | | |
| Babcock, Harry | 3 | 31 | 10.3 | 16 | 0 | | | | | PUNT RETURNS | | | | | No. | Yds. | Avg. | LG | TD |
| Johnson, John Henry | 2 | 6 | 3.0 | 11 | 0 | | | | | Arenas, Joe | 21 | 55 | 2.6 | 7 | 0 | | | | |
| 49ERS | 151 | 2225 | 14.7 | 78 | 17 | | | | | Moegle, Dicky | 8 | 36 | 4.5 | 21 | 0 | | | | |
| OPPONENTS | 147 | 2045 | 13.9 | 60 | 10 | | | | | McElhenny, Hugh | 7 | 10 | 1.4 | 10 | 0 | | | | |
| INTERCEPTIONS | | | | | No. | Yds. | Avg. | LG | TD | | | | | | No. | Yds. | Avg. | LG | TD |
| Moegle, Dicky | 6 | 50 | 8.3 | 37 | 0 | | | | | Berry, Rex | 1 | 11 | 11.0 | 11 | 0 | | | | |
| Berry, Rex | 3 | 69 | 23.0 | 44 | 1 | | | | | Johnson, John Henry | 1 | 6 | 6.0 | 6 | 0 | | | | |
| Brown, Hardy | 2 | 28 | 14.0 | 18 | 0 | | | | | Carapella, Al | 1 | 0 | 0.0 | 0 | 0 | | | | |
| Madreos, George | 2 | 23 | 11.5 | 19 | 0 | | | | | 49ERS | 39 | 118 | 3.0 | 21 | 0 | | | | |
| Luna, Bob | 2 | 0 | 0.0 | 0 | 0 | | | | | OPPONENTS | 40 | 369 | 9.2 | 37 | 1 | | | | |
| Johnson, John Henry | 1 | 29 | 29.0 | 29 | 0 | | | | | PUNTING | | | | | No. | Yds. | Avg. | LG | Bk |
| 49ERS | 151 | 2225 | 14.7 | 78 | 17 | | | | | Luna, Bobby | 63 | 2558 | 40.6 | 63 | 3 | | | | |
| OPPONENTS | 147 | 2045 | 13.9 | 60 | 10 | | | | | 49ERS | 63 | 2558 | 40.6 | 63 | 3 | | | | |
| OPPONENTS | 59 | 2559 | 43.4 | 73 | 0 | | | | | OPPONENTS | 59 | 2559 | 43.4 | 73 | 0 | | | | |

| PASSING | | | | | Att. | Comp. | Pct. | Yds | LG | TD | Int | QB |
|------------------|------------|------------|-------------|-------------|-----------|-----------|-----------|-------------|----|----|-----|----|
| Title, Y.A. | 287 | 147 | 51.2 | 2185 | 78 | 17 | 28 | 56.7 | | | | |
| Duncan, Maury | 12 | 4 | 33.3 | 40 | 27 | 0 | 0 | 43.8 | | | | |
| Arenas, Joe | 1 | 0 | 0.0 | 0 | 0 | 0 | 0 | 39.6 | | | | |
| Moegle, Dicky | 1 | 0 | 0.0 | 0 | 0 | 0 | 0 | 39.6 | | | | |
| Perry, Joe | 2 | 0 | 0.0 | 0 | 0 | 0 | 0 | 39.6 | | | | |
| 49ERS | 303 | 151 | 49.8 | 2225 | 78 | 17 | 28 | 54.4 | | | | |
| OPPONENTS | 311 | 147 | 47.3 | 2045 | 60 | 10 | 21 | 51.5 | | | | |

| SCORING | TOUCHDOWNS | | | TDs by Returns | | | | PAT | | Field Goals | | | Total Pts |
|---------------------|------------|-----------|-----------|----------------|----------|----------|----------|-----------|-----------|-------------|-----------|----------|------------|
| | Total | Rush | Pass | Int | Fmb | KO | Punt | Att | Con | Att | Con | Saf | |
| Soltan, Gordy | 1 | | | | | | | 30 | 27 | 12 | 3 | | 42 |
| Wilson, Billy | 7 | | | | | | | | | | | | 42 |
| McElhenny, Hugh | 6 | 4 | 2 | | | | | | | | | | 36 |
| Moegle, Dicky | 5 | 5 | | | | | | | | | | | 30 |
| Hardy, Carroll | 4 | | 4 | | | | | | | | | | 24 |
| Perry, Joe | 3 | 2 | 1 | | | | | | | | | | 18 |
| Arenas, Joe | 2 | | 2 | | | | | | | | | | 12 |
| Berry, Rex | 1 | | | | | | 1 | | | | | | 6 |
| Johnson, John Henry | 1 | | 1 | | | | | | | | | | 6 |
| 49ERS | 30 | 12 | 17 | 1 | 0 | 0 | 0 | 30 | 27 | 12 | 3 | 0 | 216 |
| OPPONENTS | 37 | 24 | 10 | 2 | 0 | 0 | 1 | 37 | 36 | 24 | 12 | 2 | 298 |

1955 Team Statistics

| TOTAL FIRST DOWNS | | 49ers | Opp. | KICKOFFS | | | |
|-----------------------------------|--|-------|------|------------------------------|--|------|------|
| By Rushing | | 204 | 250 | Number Returned | | 51 | 37 |
| By Passing | | 102 | 132 | Total Yards Returned | | 1097 | 867 |
| By Penalties | | 80 | 103 | Average Length of Return | | 25.5 | 23.4 |
| TOTAL YARDS GAINED | | 13 | 15 | PENALTIES | | 64 | 58 |
| By Rushing | | 3651 | 4008 | Yards Penalized | | 541 | 528 |
| By Passing | | 1713 | 2135 | FUMBLES | | 25 | 19 |
| By Penalties | | 1938 | 1873 | Own Fumbles Recovered | | 7 | 6 |
| TOTAL YARDS FROM SCRIMMAGE | | 786 | 930 | Opponents' Fumbles Recovered | | 13 | 18 |
| Rushes | | 408 | 538 | FIELD GOALS | | 3 | 12 |
| Average Gain Per Rush | | 4.2 | 4.0 | Field Goals Attempted | | 12 | 24 |
| FORWARD PASSES ATTEMPTED | | 303 | 311 | TOTAL POINTS SCORED | | 216 | 298 |
| Number Completed | | 151 | 147 | Touchdowns Scored | | 30 | 37 |
| Per Cent Completed | | 49.8 | 47.3 | Touchdowns Rushing | | 12 | 24 |
| Yards Lost Passing | | 287 | 172 | Touchdowns Passing | | 17 | 10 |
| Passes Had Intercepted | | 28 | 21 | Touchdowns Returns | | 1 | 3 |
| Yards Gained Per Pass | | 6.4 | 6.0 | Extra Points | | 27 | 36 |
| Yards Gained Per Completion | | 12.8 | 12.7 | Field Goals | | 3 | 12 |
| PUNTS | | 63 | 59 | Safeties | | 0 | 2 |
| Total Yardage of Punts | | 2558 | 2559 | | | | |
| Average Length | | 40.6 | 43.4 | | | | |
| Net avg. per punt | | 34.4 | 38.8 | | | | |



1956 Individual Statistics

| RUSHING | | | | | | RECEIVING | | | | | | | | | | | |
|------------------------|------------|-------------|-------------|------------|-----------|----------------------|------------|-------------|-----------------------|-------------|------------|------------------|------------|------------------|--------------------|-----|--------------|
| | Att. | Yds. | Avg | LG | TD | No. | Yds. | Avg | LG | TD | | | | | | | |
| McElhenny, Hugh | 185 | 916 | 5.0 | 86t | 8 | Wilson, Billy | 60 | 889 | 14.8 | 77t | 5 | | | | | | |
| Perry, Joe | 115 | 520 | 4.5 | 39 | 3 | Conner, Clyde | 22 | 362 | 16.5 | 49 | 1 | | | | | | |
| Johnson, John Henry | 80 | 301 | 3.8 | 54 | 2 | Soltau, Gordy | 18 | 299 | 16.6 | 33 | 1 | | | | | | |
| Title, Y.A. | 24 | 67 | 2.8 | 13 | 4 | Perry, Joe | 18 | 104 | 5.8 | 20 | 0 | | | | | | |
| Moegle, Dicky | 7 | 18 | 2.6 | 12 | 0 | McElhenny, Hugh | 16 | 193 | 12.1 | 22 | 0 | | | | | | |
| Morrall, Earl | 6 | 10 | 1.7 | 8 | 0 | Arenas, Joe | 14 | 226 | 16.1 | 50 | 1 | | | | | | |
| McCormick, Tom | 2 | 4 | 2.0 | 2 | 0 | Johnson, John Henry | 8 | 90 | 11.3 | 28 | 0 | | | | | | |
| 49ERS | 419 | 1836 | 4.4 | 86t | 17 | Moegle, Dicky | 3 | 79 | 26.3 | 37 | 0 | | | | | | |
| OPPONENTS | 481 | 2192 | 4.6 | 59t | 18 | Jessup, Bill | 2 | 7 | 3.5 | 10 | 0 | | | | | | |
| KICKOFF RETURNS | | | | | | 49ERS | | | | | | | | | | | |
| | No. | Yds | Avg | LG | TD | Smith, Charlie | 1 | 13 | 13.0 | 13 | 0 | | | | | | |
| Holladay, Bob | 1 | 0 | 0.0 | 0 | 0 | 49ERS | 162 | 2262 | 14.0 | 77t | 8 | | | | | | |
| Smith, Ernie | 1 | 0 | 0.0 | 0 | 0 | OPPONENTS | 147 | 2115 | 14.4 | 69t | 12 | | | | | | |
| 49ERS | 17 | 126 | 7.4 | 31t | 1 | INTERCEPTIONS | | | | | | | | | | | |
| OPPONENTS | 19 | 330 | 17.4 | 35 | 0 | Moegle, Dicky | 6 | 75 | 12.5 | 31t | 1 | | | | | | |
| OPPONENTS | | | | | | 49ERS | | | | | | | | | | | |
| | No. | Yds | Avg | LG | TD | Berry, Rex | 3 | 20 | 6.7 | 20 | 0 | | | | | | |
| Arenas, Joe | 27 | 801 | 29.7 | 96t | 1 | Carr, Paul | 2 | 18 | 9.0 | 11 | 0 | | | | | | |
| McElhenny, Hugh | 13 | 300 | 23.1 | 36 | 0 | Maderos, George | 2 | 2 | 1.0 | 2 | 0 | | | | | | |
| Moegle, Dicky | 2 | 39 | 19.5 | 22 | 0 | Hazeltine, Matt | 1 | 7 | 7.0 | 7 | 0 | | | | | | |
| Maderos, George | 2 | 21 | 10.5 | 12 | 0 | Sharkey, Ed | 1 | 4 | 4.0 | 4 | 0 | | | | | | |
| Johnson, John Henry | 1 | 23 | 23.0 | 23 | 0 | PASSING | | | | | | | | | | | |
| Goad, Paul | 1 | 18 | 18.0 | 18 | 0 | Att. | Comp. | Pct. | Yds | LG | TD | Int | QB | | | | |
| McCormick, Tom | 1 | 18 | 18.0 | 18 | 0 | Title, Y.A. | 218 | 124 | 56.9 | 1641 | 77t | 7 | 12 | 61.6 | | | |
| Smith, Charlie | 1 | 14 | 14.0 | 14 | 0 | Morrall, Earl | 78 | 38 | 48.7 | 621 | 37 | 1 | 6 | 48.1 | | | |
| Carr, Paul | 1 | 11 | 11.0 | 11 | 0 | McElhenny, Hugh | 1 | 0 | 0.0 | 0 | 0 | 0 | 1 | 0.0 | | | |
| Gonzaga, John | 1 | 6 | 6.0 | 6 | 0 | 49ERS | 297 | 162 | 54.6 | 2262 | 77t | 8 | 19 | 61.6 | | | |
| Herschman, Bill | 1 | 6 | 6.0 | 6 | 0 | OPPONENTS | 279 | 147 | 52.7 | 2329 | 69t | 12 | 17 | 69.7 | | | |
| 49ERS | 51 | 1257 | 24.7 | 96t | 1 | TOUCHDOWNS | | | | | | | | | | | |
| OPPONENTS | 42 | 988 | 23.5 | 45 | 0 | Total | Rush | Pass | TDs by Returns | | | | PAT | | Field Goals | | Total |
| PUNT RETURNS | | | | | | Int | FmbL | KO | Punt | Att | Con | Att | Con | Saf | Pts | | |
| | No. | Yds | Avg | LG | TD | 49ERS | | | | | | OPPONENTS | | OPPONENTS | | | |
| Arenas, Joe | 19 | 117 | 6.2 | 67 | 1 | 28 | 26 | 20 | 13 | 0 | 28 | 26 | 20 | 13 | 0 | 233 | |
| McElhenny, Hugh | 15 | 38 | 2.5 | 12 | 0 | 34 | 32 | 25 | 14 | 0 | 34 | 32 | 25 | 14 | 0 | 284 | |
| Moegle, Dicky | 1 | 5 | 5.0 | 5 | 0 | OPPONENTS | | | | | | OPPONENTS | | | | | |
| 49ERS | 35 | 160 | 4.6 | 67 | 1 | OPPONENTS | | | | | | OPPONENTS | | | | | |
| OPPONENTS | 35 | 123 | 3.5 | 16 | 0 | OPPONENTS | | | | | | OPPONENTS | | | | | |
| PUNTING | | | | | | OPPONENTS | | | | | | OPPONENTS | | | | | |
| | No. | Yds | Avg | LG | BkL | OPPONENTS | | | | | | OPPONENTS | | | | | |
| Morrall, Earl | 45 | 1705 | 37.9 | 57 | 0 | OPPONENTS | | | | | | OPPONENTS | | | | | |
| Jessup, Bill | 14 | 563 | 40.2 | 63 | 0 | OPPONENTS | | | | | | OPPONENTS | | | | | |
| 49ERS | 59 | 2268 | 38.4 | 63 | 0 | OPPONENTS | | | | | | OPPONENTS | | | | | |
| OPPONENTS | 42 | 1709 | 40.7 | 56 | 0 | OPPONENTS | | | | | | OPPONENTS | | | | | |

| 1956 Team Statistics | | | | | | | | | | | | |
|-----------------------------------|-------|------|--|------|------------------------------|------|------|--|-----|-----|----|--|
| | 49ers | | | Opp. | KICKOFFS | | | | 62 | | 51 | |
| TOTAL FIRST DOWNS | 221 | 236 | | | Number Returned | 51 | 42 | | | | | |
| By Rushing | 101 | 124 | | | Total Yards Returned | 1257 | 988 | | | | | |
| By Passing | 107 | 103 | | | Average Length of Return | 24.7 | 23.5 | | | | | |
| By Penalties | 13 | 9 | | | PENALTIES | | | | 57 | 37 | | |
| TOTAL YARDS GAINED | 3813 | 4162 | | | Yards Penalized | 562 | 321 | | | | | |
| By Rushing | 1836 | 2192 | | | FUMBLES | | | | 17 | 27 | | |
| By Passing | 1977 | 1970 | | | Own Fumbles Recovered | 5 | 10 | | | | | |
| TOTAL PLAYS FROM SCRIMMAGE | 795 | 827 | | | Opponents' Fumbles Recovered | 17 | 12 | | | | | |
| Rushes | 419 | 481 | | | FIELD GOALS | | | | 13 | 14 | | |
| Average Gain Per Rush | 4.4 | 4.6 | | | Field Goals Attempted | 20 | 25 | | | | | |
| FORWARD PASSES ATTEMPTED | 297 | 279 | | | TOTAL POINTS SCORED | | | | 233 | 284 | | |
| Number Completed | 162 | 147 | | | Touchdowns Scored | 28 | 35 | | | | | |
| Per Cent Completed | 54.6 | 52.7 | | | Touchdowns Rushing | 17 | 23 | | | | | |
| Yards Lost Passing | 285 | 145 | | | Touchdowns Passing | 8 | 12 | | | | | |
| Passes Had Intercepted | 19 | 17 | | | Touchdowns Returns | 3 | 0 | | | | | |
| Yards Gained Per Pass | 6.7 | 7.1 | | | Extra Points | 26 | 32 | | | | | |
| Yards Gained Per Completion | 12.2 | 13.4 | | | Field Goals | 13 | 14 | | | | | |
| PUNTS | | | | | Safeties | 0 | 0 | | | | | |
| Total Yardage of Punts | 2268 | 1709 | | | | | | | | | | |
| Average Length | 38.4 | 40.7 | | | | | | | | | | |
| Net avg. per punt | 36.0 | 36.4 | | | | | | | | | | |



1957 Individual Statistics

| RUSHING | | | | | KICKOFF RETURNS | | | | | | |
|----------------------|------------|-------------|-------------|-----------|---------------------|------------------------|-----------|-------------|-------------|-----------|----------|
| Att. | Yds. | Avg. | L.G. | TD | No. | Yds | Avg. | L.G. | TD | | |
| McElhenny, Hugh | 102 | 478 | 4.7 | 61 | 1 | Walker, Val Joe | 2 | 20 | 10.0 | 12 | 0 |
| Perry, Joe | 97 | 454 | 4.7 | 34 | 3 | Smith, J.D. | 2 | 17 | 8.5 | 12 | 0 |
| <i>Babb, Gene</i> | 102 | 330 | 3.2 | 19 | 3 | Herchman, Bill | 1 | 54 | 54.0 | 54 | 1 |
| Title, Y.A. | 40 | 220 | 5.5 | 45 | 6 | <i>Rubke, Karl</i> | 1 | 16 | 16.0 | 16 | 0 |
| <i>Barnes, Larry</i> | 20 | 78 | 3.9 | 16 | 0 | 49ERS | 18 | 264 | 14.7 | 54 | 1 |
| Moegle, Dicky | 9 | 48 | 5.3 | 18 | 1 | OPPONENTS | 18 | 336 | 18.7 | 75 | 1 |
| Arenas, Joe | 5 | 14 | 2.8 | 7 | 1 | KICKOFF RETURNS | | | | | |
| <i>Brodie, John</i> | 2 | 0 | 0.0 | 0 | 0 | No. | Yds | Avg. | L.G. | TD | |
| 49ERS | 377 | 1722 | 4.6 | 61 | 15 | Arenas, Joe | 24 | 657 | 27.4 | 64 | 0 |
| OPPONENTS | 434 | 1847 | 4.3 | 49 | 23 | Smith, J.D. | 14 | 368 | 26.3 | 38 | 0 |
| RECEIVING | | | | | PUNT RETURNS | | | | | | |
| No. | Yds. | Avg. | L.G. | TD | No. | Yds | Avg. | L.G. | TD | | |
| Wilson, Billy | 52 | 757 | 14.6 | 40 | 6 | Arenas, Joe | 25 | 80 | 3.2 | 26 | 0 |
| McElhenny, Hugh | 37 | 458 | 12.4 | 43 | 2 | McElhenny, Hugh | 10 | 41 | 4.1 | 13 | 0 |
| Conner, Clyde | 30 | 412 | 13.7 | 41 | 4 | Hazeltine, Matt | 1 | 1 | 1.0 | 1 | 0 |
| <i>Owens, R.C.</i> | 27 | 395 | 14.6 | 46 | 5 | Moegle, Dicky | 1 | 0 | 0.0 | 0 | 0 |
| <i>Babb, Gene</i> | 20 | 141 | 7.1 | 17 | 0 | 49ERS | 37 | 122 | 3.3 | 26 | 0 |
| Perry, Joe | 15 | 130 | 8.7 | 17 | 0 | OPPONENTS | 35 | 205 | 5.9 | 28 | 0 |
| Soltan, Gordy | 5 | 47 | 9.4 | 18 | 0 | PUNTING | | | | | |
| Jessup, Bill | 2 | 29 | 14.5 | 22 | 0 | No. | Yds | Avg. | L.G. | Bk | |
| Powell, Charlie | 1 | 27 | 27.0 | 27 | 0 | Jessup, Bill | 38 | 1656 | 43.6 | 62 | 0 |
| Arenas, Joe | 1 | 10 | 10.0 | 10 | 0 | <i>Barnes, Larry</i> | 19 | 894 | 47.1 | 86 | 0 |
| <i>Barnes, Larry</i> | 1 | 1 | 1.0 | 1 | 0 | 49ERS | 57 | 2550 | 44.7 | 86 | 0 |
| 49ERS | 191 | 2407 | 12.6 | 46 | 17 | OPPONENTS | 47 | 1894 | 40.3 | 62 | |
| OPPONENTS | 182 | 2582 | 14.2 | 82 | 13 | | | | | | |

| PASSING | | | | | | | | | |
|----------------------|------------|------------|-------------|-------------|-----------|-----------|-------------|--|--|
| Att. | Comp. | Pct. | Yds | L.G. | TD | Int | QB | | |
| Title, Y.A. | 279 | 176 | 63.1 | 2157 | 46 | 13 | 80.0 | | |
| <i>Brodie, John</i> | 21 | 11 | 52.4 | 160 | 28 | 2 | 69.6 | | |
| Arenas, Joe | 3 | 3 | 100.0 | 92 | 33 | 0 | 158.3 | | |
| <i>Barnes, Larry</i> | 1 | 1 | 100.0 | -2 | -2 | 0 | 79.1 | | |
| Perry, Joe | 1 | 0 | 0.0 | 0 | 0 | 0 | 39.6 | | |
| 49ERS | 305 | 191 | 62.6 | 2407 | 46 | 17 | 81.1 | | |
| OPPONENTS | 332 | 182 | 54.8 | 2582 | 82 | 13 | 70.6 | | |

| SCORING | TOUCHDOWNS | | | TDs by Returns | | | | PAT | | Field Goals | | | Total Pts |
|--------------------|------------|-----------|-----------|----------------|----------|----------|----------|-----------|-----------|-------------|-----------|----------|------------|
| | Total | Rush | Pass | Int | Fumbl | KO | Punt | Att | Con | Att | Con | Saf | |
| Soltan, Gordy | | | | | | | | 33 | 33 | 15 | 9 | | 60 |
| Title, Y.A. | 6 | 6 | | | | | | | | | | | 36 |
| Wilson, Billy | 6 | | 6 | | | | | | | | | | 36 |
| <i>Owens, R.C.</i> | 5 | | 5 | | | | | | | | | | 30 |
| Conner, Clyde | 4 | | 4 | | | | | | | | | | 24 |
| <i>Babb, Gene</i> | 3 | 3 | | | | | | | | | | | 18 |
| McElhenny, Hugh | 3 | 1 | 2 | | | | | | | | | | 18 |
| Perry, Joe | 3 | 3 | | | | | | | | | | | 18 |
| Arenas, Joe | 1 | 1 | | | | | | | | | | | 6 |
| Herchman, Bill | 1 | | | | | | | | | | | | 6 |
| Moegle, Dicky | 1 | 1 | | | | | | | | | | | 6 |
| Nomellini, Leo | | | | | | | | | | | | | 2 |
| 49ERS | 33 | 15 | 17 | 1 | 0 | 0 | 0 | 33 | 33 | 15 | 9 | 1 | 260 |
| OPPONENTS | 32 | 18 | 13 | 1 | 0 | 0 | 0 | 32 | 31 | 24 | 13 | 1 | 264 |

1957 Team Statistics

| | | | | | |
|-----------------------------------|--------------|-------------|------------------------------|------|------|
| TOTAL FIRST DOWNS | 49ers | Opp. | KICKOFFS | 56 | 56 |
| By Rushing | 223 | 239 | Number Returned | 42 | 45 |
| By Passing | 92 | 107 | Total Yards Returned | 1096 | 928 |
| By Penalties | 115 | 117 | Average Length of Return | 26.1 | 20.6 |
| TOTAL YARDS GAINED | 3658 | 4248 | PENALTIES | 66 | 55 |
| By Rushing | 1622 | 1847 | Yards Penalized | 629 | 502 |
| By Passing | 2036 | 2401 | FUMBLES | 22 | 25 |
| TOTAL PLAYS FROM SCRIMMAGE | 754 | 837 | Own Fumbles Recovered | 8 | 9 |
| Rushes | 377 | 434 | Opponents' Fumbles Recovered | 16 | 14 |
| Average Gain Per Rush | 4.6 | 4.3 | FIELD GOALS | 9 | 13 |
| FORWARD PASSES ATTEMPTED | 305 | 332 | Field Goals Attempted | 15 | 24 |
| Number Completed | 191 | 182 | TOTAL POINTS SCORED | 260 | 264 |
| Per Cent Completed | 62.6 | 54.8 | Touchdowns Scored | 33 | 32 |
| Yards Lost Passing | 371 | 181 | Touchdowns Rushing | 15 | 18 |
| Passes Had Intercepted | 18 | 18 | Touchdowns Passing | 17 | 13 |
| Yards Gained Per Pass | 6.7 | 7.2 | Touchdowns Returns | 1 | 1 |
| Yards Gained Per Completion | 10.7 | 13.2 | Extra Points | 33 | 31 |
| PUNTS | | | Field Goals | 9 | 13 |
| Total Yardage of Punts | 2550 | 1894 | Safeties | 1 | 1 |
| Average Length | 44.7 | 40.3 | | | |
| Net avg. per punt | 39.7 | 36.9 | | | |



1958 Individual Statistics

| RUSHING | Att. | Yds. | Avg | LG | TD |
|------------------|------------|-------------|-------------|------------|-----------|
| Perry, Joe | 125 | 758 | 6.1 | 73c | 4 |
| McElhenny, Hugh | 113 | 451 | 4.0 | 34 | 6 |
| Smith, J.D. | 26 | 209 | 8.0 | 80c | 3 |
| Pace, Jim | 52 | 161 | 3.1 | 34 | 2 |
| Tittle, Y.A. | 22 | 35 | 1.6 | 12 | 2 |
| Woodson, Abe | 2 | 12 | 6.0 | 9 | 0 |
| Babb, Gene | 7 | 9 | 1.3 | 4 | 0 |
| Atkins, Bill | 1 | 5 | 5.0 | 5 | 0 |
| Brodie, John | 11 | -12 | -1.1 | 6 | 1 |
| 49ERS | 359 | 1628 | 4.5 | 80c | 18 |
| OPPONENTS | 380 | 2038 | 5.4 | 73c | 16 |
| RECEIVING | No. | Yds. | Avg | LG | TD |
| Conner, Clyde | 49 | 512 | 10.5 | 26 | 5 |
| Wilson, Billy | 43 | 592 | 13.8 | 44c | 5 |
| Owens, R.C. | 40 | 620 | 15.5 | 48 | 1 |
| McElhenny, Hugh | 31 | 366 | 11.8 | 59c | 2 |
| Perry, Joe | 23 | 218 | 9.5 | 64 | 1 |
| Pace, Jim | 10 | 59 | 5.9 | 24 | 0 |
| Dugan, Fred | 9 | 122 | 13.6 | 23 | 0 |
| Soltau, Gordy | 7 | 77 | 11.0 | 22 | 0 |
| Smith, J.D. | 6 | 59 | 9.8 | 23 | 0 |
| Jessup, Bill | 5 | 66 | 13.2 | 26c | 1 |
| 49ERS | 223 | 2691 | 12.1 | 64c | 15 |
| OPPONENTS | 163 | 2218 | 13.6 | 81c | 25 |
| INTERCEPTIONS | No. | Yds. | Avg. | LG | TD |
| Ridlon, Jim | 4 | 10 | 2.5 | 3 | 0 |
| Hazelhine, Matt | 3 | 30 | 10.0 | 17 | 1 |
| Stits, Bill | 3 | 3 | 1.0 | 2 | 0 |

| Mertens, Jerry | 2 | 16 | 8.0 | 11 | 0 |
|------------------|-----------|-------------|-------------|------------|----------|
| Woodson, Abe | 1 | 44 | 44.0 | 44 | 0 |
| Atkins, Bill | 1 | 6 | 6.0 | 6 | 0 |
| Toneff, Bob | 1 | 5 | 5.0 | 5 | 0 |
| Matuszak, Marv | 1 | 0 | 0.0 | 0 | 0 |
| 49ERS | 16 | 114 | 7.1 | 44 | 1 |
| OPPONENTS | 29 | 448 | 15.5 | 70c | 2 |
| KICKOFF RETURNS | No. | Yds | Avg | LG | TD |
| Smith, J.D. | 15 | 356 | 23.7 | 39 | 0 |
| Woodson, Abe | 11 | 239 | 21.7 | 34 | 0 |
| Pace, Jim | 8 | 134 | 16.8 | 36 | 0 |
| McElhenny, Hugh | 2 | 31 | 15.5 | 18 | 0 |
| Babb, Gene | 2 | 30 | 15.0 | 19 | 0 |
| Connolly, Ted | 1 | 0 | 0.0 | 0 | 0 |
| 49ERS | 39 | 790 | 20.3 | 39 | 0 |
| OPPONENTS | 42 | 739 | 17.6 | 30 | 0 |
| PUNT RETURNS | No. | Yds | Avg | LG | TD |
| McElhenny, Hugh | 24 | 93 | 3.9 | 49 | 0 |
| Woodson, Abe | 7 | 53 | 7.6 | 38 | 0 |
| Jessup, Bill | 2 | 0 | 0.0 | 0 | 0 |
| Pace, Jim | 2 | 0 | 0.0 | 0 | 0 |
| 49ERS | 35 | 146 | 4.2 | 49 | 0 |
| OPPONENTS | 36 | 132 | 3.7 | 22 | 0 |
| PUNTING | No. | Yds | Avg | LG | Blk |
| Atkins, Bill | 25 | 983 | 39.3 | 51 | 0 |
| Jessup, Bill | 23 | 856 | 37.2 | 59 | 0 |
| 49ERS | 48 | 1839 | 38.3 | 59 | 0 |
| OPPONENTS | 49 | 1995 | 40.7 | 59 | 0 |

| PASSING | Att. | Comp. | Pct. | Yds | LG | TD | Int | QB |
|------------------|------------|------------|-------------|-------------|------------|-----------|-----------|-------------|
| Brodie, John | 172 | 103 | 59.9 | 1224 | 61c | 6 | 13 | 61.8 |
| Tittle, Y.A. | 208 | 120 | 57.7 | 1467 | 64c | 9 | 15 | 63.9 |
| McElhenny, Hugh | 2 | 0 | 0.0 | 0 | 0 | 0 | 0 | 39.6 |
| Jessup, Bill | 1 | 0 | 0 | 0 | 0 | 0 | 1 | 0.0 |
| 49ERS | 383 | 223 | 58.2 | 2691 | 64c | 15 | 29 | 61.4 |
| OPPONENTS | 341 | 163 | 47.8 | 2218 | 81c | 25 | 16 | 73.9 |

| SCORING | TOUCHDOWNS | | | TDs by Returns | | | | PAT | | Field Goals | | | Total |
|------------------|------------|-----------|-----------|----------------|----------|----------|----------|-----------|-----------|-------------|-----------|----------|------------|
| | Total | Rush | Pass | Int | FmbI | KO | Punt | Att | Con | Att | Con | Saf | Pts |
| Soltau, Gordy | | | | | | | | 33 | 29 | 21 | 8 | | 53 |
| McElhenny, Hugh | 8 | 6 | 2 | | | | | | | | | | 48 |
| Conner, Clyde | 5 | | 5 | | | | | | | | | | 30 |
| Perry, Joe | 5 | 4 | 1 | | | | | | | | | | 30 |
| Wilson, Billy | 5 | | 5 | | | | | | | | | | 30 |
| Smith, J.D. | 3 | 3 | | | | | | | | | | | 18 |
| Pace, Jim | 2 | 2 | | | | | | | | | | | 12 |
| Tittle, Y.A. | 2 | 2 | | | | | | | | | | | 12 |
| Brodie, John | 1 | 1 | | | | | | | | | | | 6 |
| Hazelhine, Matt | 1 | | | | | | | | | | | | 6 |
| Jessup, Bill | 1 | | 1 | | | | | | | | | | 6 |
| Owens, R.C. | 1 | | 1 | | | | | | | | | | 6 |
| 49ERS | 34 | 18 | 15 | 1 | 0 | 0 | 0 | 33 | 29 | 21 | 8 | 1 | 257 |
| OPPONENTS | 42 | 15 | 25 | 2 | 0 | 0 | 0 | 41 | 40 | 17 | 10 | 1 | 324 |

1958 Team Statistics

| | 49ers | Opp. |
|-----------------------------------|-------|------|
| TOTAL FIRST DOWNS | 237 | 227 |
| By Rushing | 93 | 106 |
| By Passing | 126 | 106 |
| By Penalties | 18 | 15 |
| TOTAL YARDS GAINED | 4111 | 4010 |
| By Rushing | 1628 | 2038 |
| By Passing | 2483 | 1972 |
| TOTAL PLAYS FROM SCRIMMAGE | 359 | 380 |
| Rushes | 811 | 787 |
| Average Gain Per Rush | 4.5 | 5.4 |
| FORWARD PASSES ATTEMPTED | 383 | 341 |
| Number Completed | 223 | 163 |
| Per Cent Completed | 58.2 | 47.8 |
| Yards Lost Passing | 208 | 246 |
| Passes Had Intercepted | 29 | 16 |
| Yards Gained Per Pass | 6.5 | 5.8 |
| Yards Gained Per Completion | 11.1 | 12.1 |
| PUNTS | 48 | 49 |
| Total Yardage of Punts | 1839 | 1995 |
| Average Length | 38.3 | 40.7 |
| Net avg. per punt | 35.6 | 37.3 |

| | | |
|------------------------------|------|------|
| KICKOFFS | 50 | 50 |
| Number Returned | 39 | 42 |
| Total Yards Returned | 790 | 739 |
| Average Length of Return | 20.3 | 17.6 |
| PENALTIES | 58 | 52 |
| Yards Penalized | 619 | 510 |
| FUMBLES | 31 | 32 |
| Own Fumbles Recovered | 20 | 17 |
| Opponents' Fumbles Recovered | 15 | 11 |
| FIELD GOALS | 8 | 10 |
| Field Goals Attempted | 21 | 17 |
| TOTAL POINTS SCORED | 257 | 324 |
| Touchdowns Scored | 34 | 42 |
| Touchdowns Rushing | 18 | 15 |
| Touchdowns Passing | 15 | 25 |
| Touchdowns Returns | 1 | 2 |
| Extra Points | 29 | 40 |
| Field Goals | 8 | 10 |
| Safeties | 0 | 1 |



1959 Individual Statistics

| RUSHING | | | | | | INTERCEPTIONS | | | | | |
|------------------|------|------|------|-----|----|---------------------|-----|------|------|------|----|
| | Att. | Yds. | Avg | LG | TD | | No. | Yds. | Avg. | LG | TD |
| Smith, J.D. | 207 | 1036 | 5.0 | 73t | 10 | <i>Baker, Dave</i> | 5 | 75 | 15.0 | 29 | 0 |
| Perry, Joe | 139 | 602 | 4.3 | 40 | 3 | Woodson, Abe | 4 | 20 | 5.0 | 14 | 0 |
| McElhenny, Hugh | 18 | 67 | 3.7 | 19 | 1 | Mertens, Jerry | 2 | 56 | 28.0 | 30t | 1 |
| Roberts, C.R. | 10 | 67 | 6.7 | 40t | 1 | Tubbs, Jerry | 2 | 32 | 16.0 | 21 | 0 |
| Lyles, Lenny | 13 | 28 | 2.2 | 13t | 1 | <i>Dove, Eddie</i> | 1 | 6 | 6.0 | 6 | 0 |
| Titte, Y.A. | 11 | 24 | 2.2 | 22 | 0 | 49ERS | 14 | 189 | 13.5 | 30t | 1 |
| Moegle, Dicky | 3 | 9 | 3.0 | 4 | 0 | OPPONENTS | 22 | 272 | 12.4 | 57t | 1 |
| Brodie, John | 5 | 6 | 1.2 | 6 | 0 | KICKOFF RETURNS | | | | | |
| Owens, R.C. | 1 | 0 | 0.0 | 0 | 0 | No. | Yds | Avg | LG | TD | |
| 49ERS | 407 | 1839 | 4.5 | 73t | 16 | Woodson, Abe | 13 | 382 | 29.4 | 105t | 1 |
| OPPONENTS | 433 | 1974 | 4.6 | 48 | 17 | Lyles, Lenny | 25 | 565 | 22.6 | 46 | 0 |
| RECEIVING | | | | | | PUNT RETURNS | | | | | |
| | No. | Yds. | Avg | LG | TD | | No. | Yds | Avg | LG | TD |
| Wilson, Billy | 44 | 540 | 12.3 | 57t | 4 | Woodson, Abe | 15 | 143 | 9.5 | 65 | 0 |
| McElhenny, Hugh | 22 | 329 | 15.0 | 62t | 3 | <i>Dove, Eddie</i> | 22 | 126 | 5.7 | 62 | 0 |
| Owens, R.C. | 17 | 347 | 20.4 | 75t | 3 | 49ERS | 37 | 269 | 7.3 | 65 | 0 |
| Conner, Clyde | 13 | 162 | 12.5 | 37t | 1 | OPPONENTS | 35 | 186 | 5.3 | 21 | 0 |
| Smith, J.D. | 13 | 133 | 10.2 | 21t | 1 | PUNTING | | | | | |
| Perry, Joe | 12 | 53 | 4.4 | 15 | 0 | No. | Yds | Avg | LG | Bk | |
| Dugan, Fred | 6 | 72 | 12.0 | 13 | 0 | <i>Davis, Tommy</i> | 59 | 2694 | 45.7 | 71 | 0 |
| Lyles, Lenny | 3 | 33 | 11.0 | 18 | 0 | 49ERS | 59 | 2694 | 45.7 | 71 | 0 |
| Moegle, Dicky | 1 | 12 | 12.0 | 12 | 0 | OPPONENTS | 57 | 2370 | 41.6 | 59 | 0 |
| Titte, Y.A. | 1 | 4 | 4.0 | 4 | 0 | | | | | | |
| 49ERS | 132 | 1685 | 12.8 | 75t | 12 | | | | | | |
| OPPONENTS | 176 | 2272 | 12.9 | 67 | 15 | | | | | | |

| PASSING | | | | | | | | | | |
|------------------|------|-------|------|------|-----|----|-----|------|--|--|
| | Att. | Comp. | Pct. | Yds | LG | TD | Int | QB | | |
| Titte, Y.A. | 199 | 102 | 51.3 | 1331 | 75t | 10 | 15 | 58.0 | | |
| Brodie, John | 64 | 30 | 46.9 | 354 | 34 | 2 | 7 | 35.0 | | |
| Moegle, Dicky | 1 | 0 | 0.0 | 0 | 0 | 0 | 0 | 39.6 | | |
| 49ERS | 264 | 132 | 50.0 | 1685 | 75t | 12 | 22 | 50.8 | | |
| OPPONENTS | 341 | 176 | 51.6 | 2261 | 67 | 15 | 14 | 70.2 | | |

| SCORING | TOUCHDOWNS | | | TDs by Returns | | | PAT | | Field Goals | | | Total Pts | |
|-------------------------|------------|------|------|----------------|------|----|------|-----|-------------|-----|-----|-----------|-----|
| | Total | Rush | Pass | Int | Embl | KO | Punt | Att | Con | Att | Con | | Saf |
| <i>Davis, Tommy</i> | | | | | | | | 31 | 31 | 26 | 12 | | 67 |
| Smith, J.D. | 11 | 10 | 1 | | | | | | | | | | 66 |
| McElhenny, Hugh | 4 | 1 | 3 | | | | | | | | | | 24 |
| Wilson, Billy | 4 | | 4 | | | | | | | | | | 24 |
| Owens, R.C. | 3 | | 3 | | | | | | | | | | 18 |
| Perry, Joe | 3 | 3 | | | | | | | | | | | 18 |
| Conner, Clyde | 1 | | 1 | | | | | | | | | | 6 |
| Hazeltine, Matt | 1 | | | | | 1 | | | | | | | 6 |
| Lyles, Lenny | 1 | 1 | | | | | | | | | | | 6 |
| Mertens, Jerry | 1 | | | 1 | | | | | | | | | 6 |
| Roberts, C.R. | 1 | 1 | | | | | | | | | | | 6 |
| Woodson, Abe | 1 | | | | | | 1 | | | | | | 6 |
| <i>Krueger, Charlie</i> | | | | | | | | | | | | 1 | 2 |
| 49ERS | 31 | 16 | 12 | 1 | 1 | 1 | 0 | 31 | 31 | 26 | 12 | 1 | 255 |
| OPPONENTS | 32 | 16 | 15 | 1 | 0 | 0 | 0 | 31 | 28 | 13 | 5 | 1 | 237 |

1959 Team Statistics

| TOTAL FIRST DOWNS | | 49ers | Opp. | KICKOFFS | | 49 | 50 |
|-----------------------------------|--|-------|-------|------------------------------|--|------|------|
| By Rushing | | 182 | 238 | Number Returned | | 41 | 40 |
| By Passing | | 93 | 123 | Total Yards Returned | | 980 | 924 |
| By Penalties | | 76 | 102 | Average Length of Return | | 23.9 | 23.1 |
| TOTAL YARDS GAINED | | 13 | 13 | PENALTIES | | 57 | 45 |
| By Rushing | | 3388 | 4018 | Yards Penalized | | 489 | 417 |
| By Passing | | 1839 | 1974 | FUMBLES | | 24 | 34 |
| By Penalties | | 1549 | 2044 | Own Fumbles Recovered | | 14 | 12 |
| TOTAL PLAYS FROM SCRIMMAGE | | 756 | 844 | Opponents' Fumbles Recovered | | 22 | 10 |
| Rushes | | 407 | 433 | FIELD GOALS | | 12 | 5 |
| Average Gain Per Rush | | 4.5 | 4.6 | Field Goals Attempted | | 26 | 13 |
| FORWARD PASSES ATTEMPTED | | 264 | 341 | TOTAL POINTS SCORED | | 255 | 237 |
| Number Completed | | 132 | 176 | Touchdowns Scored | | 31 | 32 |
| Per Cent Completed | | 50.0 | 51.6 | Touchdowns Rushing | | 16 | 16 |
| Yards Lost Passing | | 136 | 228 | Touchdowns Passing | | 12 | 15 |
| Passes Had Intercepted | | 22 | 14 | Touchdowns Returns | | 3 | 1 |
| Yards Gained Per Pass | | 5.9 | 6.0 | Extra Points | | 31 | 28 |
| Yards Gained Per Completion | | 11.7 | 11.6 | Field Goals | | 12 | 5 |
| PUNTS | | 59 | 57 | Safeties | | 1 | 1 |
| Total Yardage of Punts | | 2694 | 2370 | | | | |
| Average Length | | 45.66 | 41.58 | | | | |
| Net avg. per punt | | 40.8 | 34.8 | | | | |



1960 Individual Statistics

| RUSHING | | | | | | KICKOFF RETURNS | | | | | |
|------------------|------------|-------------|-------------|-----------|-----------|------------------|-----------|-------------|-------------|-----------|----------|
| | Att. | Yds. | Avg. | LG | TD | No. | Yds. | Avg. | LG | TD | |
| Smith, J.D. | 174 | 780 | 4.5 | 41 | 5 | Dove, Eddie | 3 | 29 | 9.7 | 29 | 0 |
| McElhenny, Hugh | 95 | 347 | 3.7 | 38 | 0 | Kelley, Gordon | 2 | 10 | 5.0 | 10 | 0 |
| Roberts, C.R. | 73 | 213 | 2.9 | 30 | 2 | Mertens, Jerry | 2 | 0 | 0.0 | 0 | 0 |
| Brodie, John | 18 | 171 | 9.5 | 30 | 1 | Woodson, Abe | 2 | 0 | 0.0 | 0 | 0 |
| Perry, Joe | 36 | 95 | 2.6 | 21 | 1 | Harrison, Bob | 1 | 6 | 6.0 | 6 | 0 |
| Titte, Y.A. | 10 | 61 | 6.1 | 28 | 0 | 49ERS | 20 | 141 | 7.1 | 29 | 0 |
| Waters, Bobby | 1 | 8 | 8.0 | 8 | 0 | OPPONENTS | 12 | 159 | 13.3 | 26 | 0 |
| Woodson, Abe | 4 | 4 | 1.0 | 4 | 0 | PUNT RETURNS | | | | | |
| Norton, Ray | 2 | 2 | 1.0 | 9 | 0 | Lyles, Lenny | 17 | 526 | 30.9 | 97 | 1 |
| 49ERS | 413 | 1681 | 4.1 | 41 | 9 | Woodson, Abe | 17 | 498 | 29.3 | 64 | 0 |
| OPPONENTS | 363 | 1587 | 4.4 | 62 | 14 | Colchico, Dan | 5 | 68 | 13.6 | 18 | 0 |
| RECEIVING | | | | | | 49ERS | | | | | |
| | No. | Yds. | Avg. | LG | TD | | No. | Yds. | Avg. | LG | TD |
| Conner, Clyde | 38 | 531 | 14.0 | 65 | 2 | Clark, Monte | 1 | 15 | 15.0 | 15 | 0 |
| Owens, R.C. | 37 | 532 | 14.4 | 42 | 6 | 49ERS | 43 | 1167 | 27.1 | 97 | 1 |
| Smith, J.D. | 36 | 181 | 5.0 | 21 | 1 | OPPONENTS | 38 | 769 | 20.2 | 45 | 0 |
| Sickles, Monty | 22 | 252 | 11.5 | 28 | 0 | PUNTING | | | | | |
| McElhenny, Hugh | 14 | 114 | 8.1 | 45 | 1 | Woodson, Abe | 13 | 174 | 13.4 | 48 | 0 |
| Mackey, Dee | 12 | 159 | 13.3 | 25 | 0 | Dove, Eddie | 11 | -43 | 3.9 | 7 | 0 |
| Roberts, C.R. | 9 | 49 | 5.4 | 27 | 0 | 49ERS | 24 | 217 | 9.0 | 48 | 0 |
| Wilson, Billy | 3 | 51 | 17.0 | 19 | 1 | OPPONENTS | 28 | 182 | 6.5 | 31 | 0 |
| Perry, Joe | 3 | -3 | -1.0 | 3 | 0 | PUNTING | | | | | |
| 49ERS | 174 | 1866 | 10.7 | 65 | 11 | Davis, Tommy | 62 | 2737 | 44.2 | 74 | 0 |
| OPPONENTS | 140 | 2001 | 14.3 | 91 | 11 | Baker, Dave | 3 | 143 | 47.7 | 55 | 0 |
| INTERCEPTIONS | | | | | | 49ERS | | | | | |
| | No. | Yds. | Avg. | LG | TD | | No. | Yds. | Avg. | LG | Bk |
| Baker, Dave | 10 | 96 | 9.6 | 28 | 0 | 49ERS | 65 | 2880 | 44.3 | 74 | 0 |
| | | | | | | OPPONENTS | 62 | 2561 | 41.3 | 65 | 0 |

| PASSING | | | | | | | | | |
|------------------|------------|------------|-------------|-------------|-----------|-----------|-----------|-------------|--|
| | Att. | Comp. | Pct. | Yds. | LG | TD | Int | QB | |
| Brodie, John | 207 | 103 | 49.8 | 1111 | 65 | 6 | 9 | 57.5 | |
| Titte, Y.A. | 127 | 69 | 54.3 | 694 | 45 | 4 | 3 | 70.8 | |
| Waters, Bobby | 2 | 2 | 100.0 | 61 | 41 | 1 | 0 | 158.3 | |
| 49ERS | 336 | 174 | 51.8 | 1866 | 65 | 11 | 12 | 64.4 | |
| OPPONENTS | 293 | 140 | 47.8 | 2001 | 91 | 11 | 20 | 54.4 | |

| SCORING | TOUCHDOWNS | | | TDs by Returns | | | | PAT | | Field Goals | | | Total Pts |
|------------------|------------|-----------|-----------|----------------|----------|----------|----------|-----------|-----------|-------------|-----------|----------|------------|
| | Total | Rush | Pass | Int | Fmbil | KO | Punt | Att | Con | Att | Con | Saf | |
| Davis, Tommy | | | | | | | | 21 | 21 | 32 | 19 | | 78 |
| Owens, R.C. | 6 | | 6 | | | | | | | | | | 36 |
| Smith, J.D. | 6 | 5 | 1 | | | | | | | | | | 36 |
| Conner, Clyde | 2 | | 2 | | | | | | | | | | 12 |
| Roberts, C.R. | 2 | 2 | | | | | | | | | | | 12 |
| Brodie, John | 1 | 1 | | | | | | | | | | | 6 |
| Lyles, Lenny | 1 | | | | | 1 | | | | | | | 6 |
| McElhenny, Hugh | 1 | | 1 | | | | | | | | | | 6 |
| Perry, Joe | 1 | 1 | | | | | | | | | | | 6 |
| Wilson, Billy | 1 | | 1 | | | | | | | | | | 6 |
| Krueger, Charlie | 0 | | | | | | | | | | | 1 | 2 |
| Nomellini, Leo | 0 | | | | | | | | | | | 1 | 2 |
| Wittenborn, John | 0 | | | | | | | | | 3 | 0 | | 0 |
| 49ERS | 21 | 9 | 11 | 0 | 0 | 1 | 0 | 21 | 21 | 35 | 19 | 2 | 208 |
| OPPONENTS | 25 | 13 | 11 | 0 | 1 | 0 | 0 | 25 | 23 | 20 | 10 | 1 | 205 |

1960 Team Statistics

| TOTAL FIRST DOWNS | | | | KICKOFFS | | | |
|-----------------------------------|-------------|-------------|------------------------------|----------|--|------|------|
| | 49ers | Opp. | | | | | |
| By Rushing | 201 | 180 | Number Returned | | | 43 | 57 |
| By Passing | 90 | 82 | Total Yards Returned | | | 43 | 38 |
| By Penalties | 96 | 89 | Average Length of Return | | | 1167 | 769 |
| TOTAL YARDS GAINED | 3260 | 3405 | PENALTIES | | | 27.1 | 20.2 |
| By Rushing | 1681 | 1587 | Yards Penalized | | | 63 | 64 |
| By Passing | 1579 | 1818 | FUMBLES | | | 604 | 580 |
| TOTAL PLAYS FROM SCRIMMAGE | 849 | 738 | Own Fumbles Recovered | | | 14 | 15 |
| Rushes | 413 | 363 | Opponents' Fumbles Recovered | | | 10 | 7 |
| Average Gain Per Rush | 4.1 | 4.4 | FIELD GOALS | | | 8 | 4 |
| FORWARD PASSES ATTEMPTED | 336 | 293 | Field Goals Attempted | | | 26 | 20 |
| Number Completed | 174 | 140 | TOTAL POINTS SCORED | | | 208 | 205 |
| Per Cent Completed | 51.8 | 47.8 | Touchdowns Scored | | | 21 | 25 |
| Yards Lost Passing | 287 | 183 | Touchdowns Rushing | | | 9 | 13 |
| Passes Had Intercepted | 12 | 20 | Touchdowns Passing | | | 11 | 11 |
| Yards Gained Per Pass | 4.7 | 6.2 | Touchdowns Returns | | | 1 | 1 |
| Yards Gained Per Completion | 9.1 | 13.0 | Extra Points | | | 21 | 23 |
| PUNTS | 65 | 62 | Field Goals | | | 8 | 10 |
| Total Yardage of Punts | 2880 | 2556 | Safeties | | | 2 | 1 |
| Average Length | 44.3 | 41.3 | | | | | |
| Net avg. per punt | -40.9 | 36.8 | | | | | |



1962 Individual Statistics

| RUSHING | | | | | INTERCEPTIONS | | | | | | | | | | |
|--------------------------|------------|-------------|-------------|-------------|----------------|--------------------------|-------------|-------------|-------------|------------|-----------|-------------|--|--|-------|
| Att. | Yds. | Avg. | Lg | TD | No. | Yds | Avg | LG | TD | | | | | | |
| Smith, J.D. | 258 | 907 | 3.5 | 28 | 6 | Woodson, Abe | 2 | 31 | 15.5 | 31 | 0 | | | | |
| Kilmer, Billy | 93 | 478 | 5.1 | 35 | 5 | Hazeltine, Matt | 2 | 24 | 12.0 | 12 | 0 | | | | |
| Brodie, John | 37 | 258 | 7.0 | 21 | 4 | <i>Pine, Ed</i> | 2 | 16 | 8.0 | 13 | 0 | | | | |
| Gaiters, Bob | 36 | 158 | 4.4 | 53 | 0 | Mertens, Jerry | 2 | 0 | 0.0 | 0 | 0 | | | | |
| Waters, Bobby | 12 | 42 | 3.5 | 14 | 0 | Messer, Dale | 1 | 35 | 35.0 | 35 | 0 | | | | |
| <i>Vollenweider, Jim</i> | 11 | 37 | 3.4 | 10 | 0 | Kammerer, Carlton | 1 | 13 | 13.0 | 13 | 0 | | | | |
| Roberts, C.R. | 9 | 19 | 2.1 | 12 | 0 | Ridlon, Jim | 1 | 8 | 8.0 | 8 | 0 | | | | |
| Cooper, Bill | 2 | -2 | -1.0 | 2 | 0 | Dove, Eddie | 1 | 0 | 0.0 | 0 | 0 | | | | |
| Thomas, Aaron | 1 | -9 | -9.0 | -9 | 0 | 49ERS | 10 | 96 | 9.6 | 35 | 0 | | | | |
| <i>Winston, Lloyd</i> | 1 | -15 | -15.0 | -15 | 0 | OPPONENTS | 19 | 334 | 17.6 | 55 | 3 | | | | |
| 49ERS | 460 | 1873 | 4.1 | 53 | 15 | KICKOFF RETURNS | | | | | | | | | |
| OPPONENTS | 464 | 2241 | 4.8 | 77 | 21 | No. | Yds | Avg | LG | TD | | | | | |
| RECEIVING | | | | | WOODSON, ABE | | | | | | | | | | |
| No. | Yds. | Avg | LG | TD | No. | Yds | Avg | LG | TD | | | | | | |
| Casey, Bernie | 53 | 819 | 15.5 | 48 | 6 | Gaiters, Bob | 11 | 273 | 24.8 | 47 | 0 | | | | |
| Johnson, Jimmy | 34 | 627 | 18.4 | 80 | 4 | <i>Vollenweider, Jim</i> | 6 | 113 | 18.8 | 45 | 0 | | | | |
| Conner, Clyde | 24 | 240 | 10.0 | 18 | 4 | Messer, Dale | 4 | 112 | 28.0 | 43 | 0 | | | | |
| Stickles, Monty | 22 | 366 | 16.6 | 48 | 3 | <i>Winston, Lloyd</i> | 3 | 67 | 22.3 | 29 | 0 | | | | |
| Smith, J.D. | 21 | 197 | 9.4 | 47 | 1 | Cooper, Bill | 1 | 17 | 17.0 | 17 | 0 | | | | |
| Kilmer, Billy | 16 | 152 | 9.5 | 70 | 1 | 49ERS | 62 | 1739 | 28.1 | 79 | 0 | | | | |
| <i>Vollenweider, Jim</i> | 4 | 21 | 5.3 | 10 | 0 | OPPONENTS | 51 | 1140 | 22.4 | 40 | 0 | | | | |
| Messer, Dale | 3 | 30 | 10.0 | 15 | 0 | PUNT RETURNS | | | | | | | | | |
| <i>McFarland, Kay</i> | 3 | 24 | 8.0 | 16 | 0 | No. | FC | Yds | Avg | LG | TD | | | | |
| Gaiters, Bob | 2 | 13 | 6.5 | 13 | 0 | Woodson, Abe | 19 | 3 | 179 | 9.4 | 85 | 1 | | | |
| Roberts, C.R. | 2 | 0 | 0.0 | 1 | 0 | Dove, Eddie | 5 | 2 | 21 | 4.2 | 10 | 0 | | | |
| <i>Winston, Lloyd</i> | 1 | 2 | 2.0 | 2 | 0 | Messer, Dale | 3 | 8 | 7 | 2.3 | 7 | 0 | | | |
| 49ERS | 185 | 2491 | 13.5 | 80 | 19 | 49ERS | 27 | 13 | 207 | 7.7 | 85 | 1 | | | |
| OPPONENTS | 164 | 2494 | 15.2 | 73 | 17 | OPPONENTS | 32 | 5 | 285 | 8.9 | 31 | 0 | | | |
| PASSING | | | | | PUNTING | | | | | | | | | | |
| Att. | Comp. | Pct. | Yds | I.G. | TD | Int | QB | | | | | | | | |
| Brodie, John | 304 | 175 | 57.6 | 2272 | 80 | 18 | 79.0 | | | | | | | | |
| Kilmer, Billy | 13 | 8 | 61.5 | 191 | 73 | 1 | 91.5 | | | | | | | | |
| Waters, Bobby | 6 | 2 | 33.3 | 28 | 15 | 0 | 49.3 | | | | | | | | |
| 49ERS | 323 | 185 | 57.3 | 2491 | 80 | 19 | 77.0 | | | | | | | | |
| OPPONENTS | 296 | 164 | 55.4 | 2494 | 73 | 17 | 85.6 | | | | | | | | |
| SCORING | | | | | TDs by Returns | | | | PAT | | | Field Goals | | | Total |
| Total | Rush | Pass | Int | Fumbl | KO | Punt | Att | Con | Att | Con | Saf | Pts | | | |
| Davis, Tommy | | | | | | | 36 | 36 | 23 | 10 | | 66 | | | |
| Smith, J.D. | 7 | 6 | 1 | | | | | | | | | 42 | | | |
| Casey, Bernie | 6 | 6 | 6 | | | | | | | | | 36 | | | |
| Kilmer, Billy | 6 | 5 | 1 | | | | | | | | | 36 | | | |
| Brodie, John | 4 | 4 | | | | | | | | | | 24 | | | |
| Conner, Clyde | 4 | | 4 | | | | | | | | | 24 | | | |
| Johnson, Jimmy | 4 | | 4 | | | | | | | | | 24 | | | |
| Stickles, Monty | 3 | | 3 | | | | | | | | | 18 | | | |
| Woodson, Abe | 2 | | | 1 | 1 | | | | | | | 12 | | | |
| 49ERS | 36 | 15 | 19 | 0 | 1 | 0 | 36 | 692 | 23 | 10 | 1 | 282 | | | |
| OPPONENTS | 42 | 22 | 17 | 3 | 0 | 0 | 42 | 39 | 20 | 12 | 2 | 331 | | | |

1962 Team Statistics

| | | | | | |
|-----------------------------------|-----------|----------|------------------------------|------|------|
| TOTAL FIRST DOWNS | 49ers 239 | Opp. 240 | KICKOFF RETURNS | 62 | 51 |
| By Rushing | 112 | 107 | Total Yards Returned | 1739 | 1140 |
| By Passing | 112 | 113 | Average Length of Return | 28.0 | 22.4 |
| By Penalties | 15 | 20 | PENALTIES | 63 | 57 |
| TOTAL YARDS GAINED | 3941 | 4549 | Yards Penalized | 636 | 626 |
| By Rushing | 1873 | 2241 | FUMBLES | 24 | 22 |
| By Passing | 2068 | 2308 | Own Fumbles Recovered | 10 | 14 |
| TOTAL PLAYS FROM SCRIMMAGE | 854 | 841 | Opponents' Fumbles Recovered | 8 | 14 |
| Rushes | 460 | 464 | FIELD GOALS | 10 | 12 |
| Average Gain Per Rush | 4.1 | 4.8 | Field Goals Attempted | 23 | 20 |
| FORWARD PASSES ATTEMPTED | 323 | 296 | TOTAL POINTS SCORED | 282 | 331 |
| Number Completed | 185 | 164 | Touchdowns Scored | 36 | 42 |
| Per Cent Completed | 57.3 | 55.4 | Touchdowns Rushing | 15 | 22 |
| Yards Lost Passing | 423 | 186 | Touchdowns Passing | 19 | 17 |
| Passes Had Intercepted | 19 | 12 | Touchdowns Returns | 2 | 3 |
| Yards Gained Per Pass | 7.7 | 8.4 | Extra Points | 36 | 39 |
| Yards Gained Per Completion | 13.5 | 15.2 | Field Goals | 10 | 20 |
| PUNTS | 48 | 61 | Safeties | 0 | 2 |
| Total Yardage of Punts | 2188 | 2721 | | | |
| Average Length | 45.6 | 44.6 | | | |



1963 Individual Statistics

| RUSHING | | | | | INTERCEPTIONS | | | | | | |
|--------------------|------------|-------------|-------------|------------|------------------|------------------------|-----------|-----------|------------|-----------|----------|
| Att. | Yds. | Avg. | Lg | TD | No. | Yds | Avg | L.G | TD | | |
| Smith, J.D. | 162 | 560 | 3.5 | 521 | 5 | 72 | 14.4 | 38 | 0 | | |
| <i>Lisbon, Don</i> | 109 | 399 | 3.7 | 25 | 0 | 3 | 61 | 20.3 | 61 | | |
| Winston, Lloyd | 27 | 127 | 4.7 | 38 | 1 | 2 | 36 | 18.0 | 36 | | |
| Vollenweider, Jim | 47 | 124 | 2.6 | 12 | 2 | 2 | 6 | 3.0 | 6 | | |
| Perry, Joe | 24 | 98 | 4.1 | 16 | 0 | 1 | 45 | 45.0 | 45 | | |
| Brodie, John | 7 | 63 | 9.0 | 24 | 0 | 1 | 1 | 1.0 | 1 | | |
| McHan, Lamar | 17 | 59 | 3.5 | 15 | 0 | 14 | 221 | 15.8 | 61 | | |
| <i>Lind, Mike</i> | 8 | 26 | 3.3 | 7 | 0 | 22 | 283 | 12.9 | 52 | | |
| Waters, Bobby | 5 | -2 | -0.4 | 8 | 0 | 49ERS | | | | | |
| 49ERS | 406 | 1454 | 3.6 | 521 | 8 | OPPONENTS | | | | | |
| OPPONENTS | 488 | 2076 | 4.3 | 511 | 20 | KICKOFF RETURNS | | | | | |
| RECEIVING | | | | | No. | | | | | | |
| No. | Yds. | Avg | L.G | TD | No. | Yds | Avg | L.G | TD | | |
| Casey, Bernie | 47 | 762 | 16.2 | 68t | 7 | 29 | 935 | 32.2 | 103t | | |
| <i>Lisbon, Don</i> | 21 | 259 | 12.3 | 51 | 2 | 24 | 638 | 26.6 | 46 | | |
| Knafelc, Gary | 18 | 221 | 12.3 | 45t | 2 | 4 | 75 | 18.8 | 23 | | |
| Smith, J.D. | 17 | 196 | 11.5 | 40 | 1 | 2 | 8 | 4.0 | 8 | | |
| Conner, Clyde | 16 | 247 | 15.4 | 42 | 0 | 2 | 3 | 1.5 | 3 | | |
| Stickles, Monty | 11 | 152 | 13.8 | 31 | 0 | 1 | 0 | 0.0 | 0 | | |
| McFarland, Kay | 11 | 126 | 11.5 | 33 | 1 | 62 | 1659 | 26.8 | 103t | | |
| Johnson, Jimmy | 6 | 63 | 10.5 | 15 | 0 | 37 | 816 | 22.1 | 45 | | |
| Perry, Joe | 4 | 12 | 3.0 | 8 | 0 | OPPONENTS | | | | | |
| <i>Lind, Mike</i> | 2 | 13 | 6.5 | 8 | 0 | PUNT RETURNS | | | | | |
| Winston, Lloyd | 2 | 13 | 6.5 | 10 | 0 | No. | FC | Yds | Avg | L.G | TD |
| Vollenweider, Jim | 1 | 26 | 26.0 | 26 | 0 | 13 | 7 | 95 | 7.3 | 51 | 0 |
| 49ERS | 156 | 2090 | 13.4 | 68t | 13 | 5 | 12 | 4 | 0.8 | 3 | 0 |
| OPPONENTS | 244 | 3581 | 14.7 | 70t | 27 | 18 | 19 | 99 | 5.5 | 51 | 0 |
| | | | | | OPPONENTS | | | | | | |
| | | | | | PUNTING | | | | | | |
| | | | | | No. | | | | | | |
| | | | | | Yds | | | | | | |
| | | | | | Avg | | | | | | |
| | | | | | L.G | | | | | | |
| | | | | | Bk | | | | | | |
| | | | | | 49ERS | | | | | | |
| | | | | | OPPONENTS | | | | | | |

| PASSING | | | | | | | | | |
|--------------------|------------|------------|-------------|-------------|------------|-----------|-----------|-------------|--|
| Att. | Comp. | Pct. | Yds | LG | TD | Int | QB | | |
| McHan, Lamar | 195 | 83 | 42.6 | 1243 | 68t | 8 | 11 | 54.3 | |
| Waters, Bobby | 88 | 42 | 47.7 | 435 | 42 | 1 | 6 | 37.8 | |
| Brodie, John | 61 | 30 | 49.2 | 367 | 44t | 3 | 4 | 57.2 | |
| <i>Lisbon, Don</i> | 2 | 1 | 50.0 | 45 | 45t | 1 | 0 | 135.4 | |
| Davis, Tommy | 1 | 0 | 0.0 | 0 | 0 | 0 | 0 | 39.6 | |
| Perry, Joe | 1 | 0 | 0.0 | 0 | 0 | 0 | 0 | 39.6 | |
| Vollenweider, Jim | 1 | 0 | 0.0 | 0 | 0 | 0 | 1 | 0.0 | |
| 49ERS | 349 | 156 | 44.7 | 2090 | 68t | 13 | 22 | 50.4 | |
| OPPONENTS | 450 | 244 | 54.2 | 3581 | 70t | 27 | 14 | 87.5 | |

| SCORING | TOUCHDOWNS | | | TDs by Returns | | | PAT | | Field Goals | | | Total Pts | |
|--------------------|------------|-----------|-----------|----------------|----------|----------|----------|-----------|-------------|-----------|-----------|-----------|------------|
| | Total | Rush | Pass | Int | Fmbh | KO | Punt | Att | Con | Att | Con | | Saf |
| Davis, Tommy | | | | | | | | 24 | 24 | 31 | 10 | | 54 |
| Casey, Bernie | 7 | | 7 | | | | | | | | | | 42 |
| Smith, J.D. | 3 | 5 | 1 | | | | | | | | | | 36 |
| Woodson, Abe | 6 | | | | | 3 | | | | | | | 18 |
| Knafelc, Gary | 2 | | 2 | | | | | | | | | | 12 |
| <i>Lisbon, Don</i> | 2 | | 2 | | | | | | | | | | 12 |
| Vollenweider, Jim | 2 | 2 | | | | | | | | | | | 12 |
| McFarland, Kay | 1 | | 1 | | | | | | | | | | 6 |
| Winston, Lloyd | 1 | | 1 | | | | | | | | | | 6 |
| 49ERS | 24 | 8 | 13 | 0 | 0 | 3 | 0 | 24 | 497 | 31 | 10 | 1 | 198 |
| OPPONENTS | 51 | 20 | 27 | 1 | 1 | 0 | 2 | 51 | 50 | 27 | 11 | 1 | 391 |

1963 Team Statistics

| TOTAL FIRST DOWNS | | -49ers | | Opp. | | KICKOFF RETURNS | | 62 | | 37 | |
|-----------------------------------|-------------|-------------|--|------|------------------------------|-----------------|------------|------------|--|----|--|
| By Rushing | 87 | 121 | | | Total Yards Returned | 1659 | 816 | | | | |
| By Passing | 87 | 168 | | | Average Length of Return | 26.8 | 22.1 | | | | |
| By Penalties | 0 | 15 | | | PENALTIES | | 51 | 73 | | | |
| TOTAL YARDS GAINED | 3281 | 5447 | | | Yards Penalized | | 439 | 667 | | | |
| By Rushing | 1454 | 2076 | | | FUMBLES | | 25 | 27 | | | |
| By Passing | 1827 | 3371 | | | Own Fumbles Recovered | | 17 | 14 | | | |
| TOTAL PLAYS FROM SCRIMMAGE | 790 | 963 | | | Opponents' Fumbles Recovered | | 13 | 8 | | | |
| Rushes | 406 | 488 | | | FIELD GOALS | | 10 | 12 | | | |
| Average Gain Per Rush | 3.6 | 4.3 | | | Field Goals Attempted | | 31 | 20 | | | |
| FORWARD PASSES ATTEMPTED | 349 | 450 | | | TOTAL POINTS SCORED | | 198 | 391 | | | |
| Number Completed | 156 | 244 | | | Touchdowns Scored | | 24 | 51 | | | |
| Per Cent Completed | 44.7 | 54.2 | | | Touchdowns Rushing | | 8 | 20 | | | |
| Sacks/Yards Lost | 35/263 | 25/210 | | | Touchdowns Passing | | 13 | 27 | | | |
| Passes Had Intercepted | 22 | 14 | | | Touchdowns Returns | | 3 | 4 | | | |
| Yards Gained Per Pass | 6.0 | 8.0 | | | Extra Points | | 24 | 50 | | | |
| Yards Gained Per Completion | 13.4 | 14.7 | | | Field Goals | | 10 | 20 | | | |
| PUNTS | 73 | 55 | | | Safeties | | 0 | 1 | | | |
| Total Yardage of Punts | 3311 | 2371 | | | | | | | | | |
| Average Length | 45.4 | 43.1 | | | | | | | | | |



1964 Individual Statistics

| RUSHING | Att. | Yds. | Avg. | LG | TD |
|---------------------|------------|-------------|------------|-----------|-----------|
| <i>Kopay, Dave</i> | 75 | 271 | 3.6 | 18 | 0 |
| Lind, Mike | 100 | 256 | 2.6 | 21 | 7 |
| <i>Mira, George</i> | 18 | 177 | 9.8 | 37 | 0 |
| Lisbon, Don | 55 | 162 | 3.0 | 14 | 0 |
| Brodie, John | 27 | 135 | 5.0 | 38 | 1 |
| Lewis, Gary | 43 | 115 | 2.7 | 17 | 2 |
| Kilmer, Billy | 36 | 113 | 3.1 | 14 | 0 |
| Smith, J.D. | 13 | 55 | 4.2 | 16 | 0 |
| Johnson, Rudy | 16 | 48 | 3.0 | 24 | 0 |
| 49ERS | 383 | 1332 | 3.5 | 38 | 11 |
| OPPONENTS | 442 | 1560 | 3.5 | 32 | 11 |

| RECEIVING | No. | Yds. | Avg | LG | TD |
|--------------------|------------|-------------|-------------|-----------|-----------|
| Casey, Bernie | 58 | 808 | 13.9 | 68 | 4 |
| Stickles, Monty | 40 | 685 | 17.1 | 53 | 3 |
| <i>Parks, Dave</i> | 36 | 703 | 19.5 | 83 | 8 |
| Lind, Mike | 25 | 178 | 7.1 | 26 | 0 |
| <i>Kopay, Dave</i> | 20 | 135 | 6.8 | 30 | 2 |
| <i>Lisbon, Don</i> | 13 | 104 | 8.0 | 39 | 1 |
| Kilmer, Billy | 11 | 136 | 12.4 | 35 | 0 |
| Lewis, Gary | 7 | 73 | 10.4 | 47 | 0 |
| McFarland, Kay | 5 | 67 | 13.4 | 33 | 0 |
| Johnson, Rudy | 5 | 21 | 4.2 | 12 | 0 |
| Messer, Dale | 4 | 72 | 18.0 | 28 | 0 |
| Poole, Bob | 1 | 8 | 8.0 | 8 | 0 |
| 49ERS | 225 | 2990 | 13.3 | 83 | 18 |
| OPPONENTS | 232 | 3135 | 13.5 | 82 | 23 |

| INTERCEPTIONS | No. | Yds | Avg | LG | TD |
|---------------------|-----------|------------|-------------|-----------|----------|
| Alexander, Kermit | 5 | 65 | 13.0 | 24 | 0 |
| Johnson, Jimmy | 3 | 65 | 21.7 | 43 | 0 |
| Kimbrough, Elbert | 2 | 3 | 1.5 | 3 | 0 |
| Woodson, Abe | 2 | 1 | 0.5 | 1 | 0 |
| Dowdle, Mike | 1 | 14 | 14.0 | 14 | 0 |
| <i>Wilson, Dave</i> | 1 | 6 | 6.0 | 6 | 0 |
| Hazelline, Matt | 1 | 1 | 1.0 | 1 | 0 |
| 49ERS | 15 | 155 | 10.3 | 43 | 0 |
| OPPONENTS | 22 | 530 | 24.1 | 97 | 2 |

| KICKOFF RETURNS | No. | Yds | Avg | LG | TD |
|--------------------|-----------|-------------|-------------|-----------|----------|
| Woodson, Abe | 32 | 880 | 27.5 | 70 | 0 |
| Alexander, Kermit | 20 | 483 | 24.2 | 44 | 0 |
| <i>Kopay, Dave</i> | 2 | 30 | 15.0 | 16 | 0 |
| Lewis, Gary | 1 | 0 | 0.0 | 0 | 0 |
| Pine, Ed | 1 | 0 | 0.0 | 0 | 0 |
| Thomas, John | 1 | 0 | 0.0 | 0 | 0 |
| 49ERS | 57 | 1393 | 24.4 | 70 | 0 |
| OPPONENTS | 37 | 883 | 23.9 | 41 | 0 |

| PUNT RETURNS | No. | FC | Yds | Avg | LG | TD |
|-------------------|-----------|-----------|------------|-------------|-----------|----------|
| Alexander, Kermit | 21 | 5 | 189 | 9.0 | 70 | 1 |
| Woodson, Abe | 22 | 8 | 133 | 6.1 | 26 | 0 |
| 49ERS | 43 | 13 | 322 | 7.5 | 70 | 0 |
| OPPONENTS | 50 | 5 | 540 | 10.8 | 68 | 2 |

| PUNTING | No. | Yds | Avg | LG | Bk |
|------------------|-----------|-------------|-------------|-----------|----------|
| Davis, Tommy | 79 | 3599 | 45.6 | 68 | 0 |
| 49ERS | 79 | 3599 | 45.6 | 68 | 0 |
| OPPONENTS | 75 | 3426 | 45.7 | 74 | 0 |

| PASSING | Att. | Comp. | Pct. | Yds | LG | TD | Int | QB |
|---------------------|------------|------------|-------------|-------------|-----------|-----------|-----------|-------------|
| Brodie, John | 392 | 193 | 49.2 | 2498 | 83 | 14 | 16 | 64.6 |
| <i>Mira, George</i> | 53 | 23 | 43.4 | 331 | 79 | 2 | 5 | 37.5 |
| Kilmer, Billy | 14 | 8 | 57.1 | 92 | 24 | 1 | 1 | 71.1 |
| Lind, Mike | 1 | 1 | 100.0 | 69 | 69 | 1 | 0 | 158.3 |
| <i>Kopay, Dave</i> | 1 | 0 | 0.0 | 0 | 0 | 0 | 0 | 39.6 |
| 49ERS | 461 | 225 | 48.8 | 2990 | 83 | 18 | 22 | 62.9 |
| OPPONENTS | 434 | 232 | 53.5 | 3135 | 82 | 23 | 16 | 79.0 |

| SCORING | TOUCHDOWNS | | | TDs by Returns | | | | PAT | | Field Goals | | | Total Pts |
|--------------------|------------|-----------|-----------|----------------|----------|----------|----------|-----------|-----------|-------------|-----------|----------|------------|
| | Total | Rush | Pass | Int | Fumbl | KO | Punt | Att | Con | Att | Con | Saf | |
| Davis, Tommy | | | | | | | | 30 | 30 | | | | 54 |
| <i>Parks, Dave</i> | 8 | | 8 | | | | | | | | | | 48 |
| Lind, Mike | 7 | 7 | | | | | | | | | | | 42 |
| Casey, Bernie | 4 | | 4 | | | | | | | | | | 24 |
| Stickles, Monty | 3 | | 3 | | | | | | | | | | 18 |
| Brodie, John | 2 | 2 | | | | | | | | | | | 12 |
| <i>Kopay, Dave</i> | 2 | | 2 | | | | | | | | | | 6 |
| Alexander, Kermit | 1 | | | | | | | | | | | | 6 |
| Lewis, Gary | 1 | 1 | | | | | | | | | | | 6 |
| Johnson, Rudy | 1 | 1 | | | | | | | | | | | 6 |
| <i>Lisbon, Don</i> | 1 | | | | | | | | | | | | 6 |
| Team | | | | | | | | | | | | | 2 |
| 49ERS | 50 | 11 | 18 | 0 | 0 | 0 | 1 | 30 | 30 | 25 | 8 | 0 | 230 |
| OPPONENTS | 40 | 11 | 23 | 2 | 2 | 0 | 2 | 40 | 39 | 34 | 17 | 0 | 330 |

1964 Team Statistics

| | 49ers | Opp. |
|-----------------------------------|--------|--------|
| TOTAL FIRST DOWNS | 233 | 255 |
| By Rushing | 76 | 90 |
| By Passing | 136 | 138 |
| By Penalties | 21 | 27 |
| TOTAL YARDS GAINED | 4073 | 4404 |
| By Rushing | 1332 | 1560 |
| By Passing | 2741 | 2844 |
| TOTAL PLAYS FROM SCRIMMAGE | 871 | 920 |
| Rushes | 383 | 443 |
| Average Gain Per Rush | 3.5 | 3.5 |
| FORWARD PASSES ATTEMPTED | 461 | 434 |
| Number Completed | 225 | 232 |
| Per Cent Completed | 48.8 | 53.5 |
| Sacks/Yards Lost | 27/249 | 43/297 |
| Passes Had Intercepted | 22 | 15 |
| Yards Gained Per Pass | 6.5 | 7.2 |
| Yards Gained Per Completion | 13.3 | 13.5 |
| PUNTS | 79 | 76 |
| Total Yardage of Punts | 3603 | 3481 |
| Average Length | 45.6 | 45.8 |

| | | |
|------------------------------|------|------|
| KICKOFF RETURNS | 57 | 37 |
| Total Yards Returned | 1393 | 883 |
| Average Length of Return | 24.4 | 23.9 |
| PENALTIES | 79 | 76 |
| Yards Penalized | 741 | 783 |
| FUMBLES | 42 | 33 |
| Own Fumbles Recovered | 18 | 19 |
| Opponents' Fumbles Recovered | 14 | 24 |
| FIELD GOALS | 8 | 17 |
| Field Goals Attempted | 25 | 34 |
| TOTAL POINTS SCORED | 236 | 330 |
| Touchdowns Scored | 30 | 40 |
| Touchdowns Rushing | 11 | 11 |
| Touchdowns Passing | 18 | 23 |
| Touchdowns Returns | 1 | 6 |
| Extra Points | 30 | 39 |
| Field Goals | 8 | 20 |
| Safeties | 1 | 0 |

HISTORY



1965 Individual Statistics

| RUSHING | | | | | ALEXANDER, KERMIT | | | | | | |
|------------------|------------|-------------|-------------|-----------|-------------------|-------------------|-------------|-------------|-------------|-----------|----------|
| Att. | Yds. | Avg. | Lg | TD | No. | Yds | Avg | LG | TD | | |
| Willard, Ken | 189 | 778 | 4.1 | 32 | 5 | 5 | 2.5 | 5 | 0 | | |
| Crow, John David | 132 | 514 | 3.9 | 30 | 2 | 1 | 16.0 | 16 | 0 | | |
| Lewis, Gary | 52 | 256 | 4.9 | 60 | 3 | 1 | 6.0 | 6 | 0 | | |
| Kopay, Dave | 28 | 81 | 2.9 | 10 | 2 | 1 | 97 | 7.5 | 26 | | |
| Mira, George | 5 | 64 | 12.8 | 25 | 0 | 13 | 232 | 11.1 | 33 | | |
| Brodie, John | 15 | 60 | 4.0 | 13 | 1 | 0 | 0 | 0 | 0 | | |
| Davis, Tommy | 1 | 21 | 21.0 | 21 | 0 | 0 | 0 | 0 | 0 | | |
| Johnson, Rudy | 6 | 9 | 1.5 | 4 | 0 | 0 | 0 | 0 | 0 | | |
| 49ERS | 428 | 1783 | 4.2 | 60 | 13 | 59 | 1276 | 21.6 | 46 | | |
| OPPONENTS | 405 | 1535 | 3.8 | 50 | 20 | 59 | 1566 | 26.5 | 99 | | |
| RECEIVING | | | | | KICKOFF RETURNS | | | | | | |
| No. | Yds. | Avg | LG | TD | No. | Yds | Avg | LG | TD | | |
| Parks, Dave | 80 | 1344 | 16.8 | 53 | 12 | Alexander, Kermit | 32 | 741 | 23.2 | 46 | |
| Casey, Bernie | 59 | 765 | 13.0 | 59 | 8 | Lewis, Gary | 15 | 355 | 23.7 | 39 | |
| Stickles, Monty | 35 | 343 | 9.8 | 22 | 1 | Johnson, Rudy | 4 | 71 | 17.8 | 27 | |
| Willard, Ken | 32 | 253 | 7.9 | 29 | 4 | Swinford, Wayne | 4 | 61 | 15.3 | 22 | |
| Crow, John David | 28 | 493 | 17.6 | 54 | 7 | Messer, Dale | 1 | 27 | 27.0 | 27 | |
| Kopay, Dave | 11 | 147 | 13.4 | 44 | 1 | Kopay, Dave | 1 | 21 | 21.0 | 21 | |
| Lewis, Gary | 10 | 25 | 2.5 | 12 | 0 | Cerne, Joe | 1 | 0 | 0.0 | 0 | |
| McFarland, Kay | 8 | 106 | 13.3 | 35 | 1 | Rubke, Karl | 1 | 0 | 0.0 | 0 | |
| Johnson, Rudy | 3 | 49 | 16.3 | 28 | 0 | 49ERS | 59 | 1276 | 21.6 | 46 | |
| Messer, Dale | 2 | 41 | 20.5 | 37 | 0 | OPPONENTS | 59 | 1566 | 26.5 | 99 | |
| Burke, Vern | 2 | 38 | 19.0 | 27 | 1 | PUNT RETURNS | | | | | |
| Poole, Bob | 2 | 29 | 14.5 | 15 | 0 | No. | FC | Yds | Avg | LG | TD |
| 49ERS | 272 | 3633 | 13.4 | 59 | 35 | Alexander, Kermit | 35 | 7 | 262 | 7.5 | 40 |
| OPPONENTS | 225 | 3290 | 14.6 | 80 | 24 | Swinford, Wayne | 2 | 11 | 18 | 9.0 | 18 |
| INTERCEPTIONS | | | | | PUNTING | | | | | | |
| No. | Yds | Avg | LG | TD | No. | Yds | Avg | LG | Bk | | |
| Johnson, Jimmy | 6 | 47 | 7.8 | 26 | 0 | Davis, Tommy | 54 | 2471 | 45.8 | 65 | 0 |
| | | | | | | 49ERS | 54 | 2471 | 45.8 | 65 | 0 |
| | | | | | | OPPONENTS | 62 | 2599 | 41.9 | 90 | 0 |

| PASSING | | Comp. | | Pct. | | Yds | | LG | | TD | | Int | | QB | |
|------------------|------------|------------|-------------|-------------|-----------|-----------|-----------|-------------|--|----|--|-----|--|----|--|
| Brodie, John | 391 | 242 | 61.9 | 3112 | 59 | 30 | 16 | 95.3 | | | | | | | |
| Mira, George | 58 | 28 | 48.3 | 460 | 46 | 4 | 3 | 76.8 | | | | | | | |
| Crow, John David | 4 | 2 | 50.0 | 61 | 45 | 1 | 1 | 95.8 | | | | | | | |
| Willard, Ken | 1 | 0 | 0.0 | 0 | 0 | 0 | 1 | 0.0 | | | | | | | |
| 49ERS | 454 | 272 | 59.9 | 3633 | 59 | 35 | 21 | 91.8 | | | | | | | |
| OPPONENTS | 447 | 225 | 50.3 | 3290 | 80 | 24 | 13 | 80.5 | | | | | | | |

| TOUCHDOWNS | | | | TDs by Returns | | | | PAT | | Field Goals | | | Total |
|------------------|-----------|-----------|-----------|----------------|----------|----------|----------|-----------|-----------|-------------|-----------|----------|------------|
| Total | Rush | Pass | | Int | Fmb | KO | Punt | Att | Con | Att | Con | Saf | Pts |
| Davis, Tommy | | | | | | | | 53 | 52 | 27 | 17 | | 103 |
| Parks, Dave | 12 | | 12 | | | | | | | | | | 72 |
| Crow, John David | 9 | 2 | 7 | | | | | | | | | | 54 |
| Willard, Ken | 9 | 5 | 4 | | | | | | | | | | 54 |
| Casey, Bernie | 8 | | 8 | | | | | | | | | | 48 |
| Kopay, Dave | 4 | 2 | 1 | | | | | | | | | | 24 |
| Lewis, Gary | 3 | 3 | | | | | | | | | | | 18 |
| Brodie, John | 1 | 1 | | | | | | | | | | | 6 |
| Burke, Vern | 1 | | | | | | | | | | | | 6 |
| Chapple, Jack | 1 | | | | | | | | | | | | 6 |
| Krueger, Charlie | 1 | | | | | | | | | | | | 6 |
| McFarland, Kay | 1 | | | | | | | | | | | | 6 |
| Miller, Clark | 1 | | | | | | | | | | | | 6 |
| Stickles, Monty | 1 | | | | | | | | | | | | 6 |
| Wilcox, Dave | 1 | | | | | | | | | | | | 6 |
| 49ERS | 53 | 13 | 35 | 0 | 5 | 0 | 0 | 53 | 52 | 27 | 17 | 0 | 421 |
| OPPONENTS | 52 | 20 | 24 | 3 | 3 | 1 | 1 | 52 | 48 | 27 | 14 | 0 | 402 |

1965 Team Statistics

| | | | | | |
|-----------------------------------|--------------|-------------|------------------------------|------|------|
| TOTAL FIRST DOWNS | 49ers | Opp. | KICKOFF RETURNS | 59 | 59 |
| By Rushing | 292 | 259 | Total Yards Returned | 1276 | 1566 |
| By Passing | 97 | 94 | Average Length of Return | 21.6 | 26.1 |
| By Penalties | 172 | 139 | PENALTIES | 79 | 71 |
| TOTAL YARDS GAINED | 5270 | 4640 | Yards Penalized | 785 | 727 |
| By Rushing | 1783 | 1535 | FUMBLES | 33 | 34 |
| By Passing | 3487 | 3105 | Own Fumbles Recovered | 14 | 17 |
| TOTAL PLAYS FROM SCRIMMAGE | 901 | 878 | Opponents' Fumbles Recovered | 17 | 19 |
| Rushes | 428 | 405 | FIELD GOALS | 17 | 14 |
| Average Gain Per Rush | 4.2 | 3.8 | Field Goals Attempted | 27 | 27 |
| FORWARD PASSES ATTEMPTED | 454 | 448 | TOTAL POINTS SCORED | 421 | 402 |
| Number Completed | 272 | 225 | Touchdowns Scored | 53 | 52 |
| Per Cent Completed | 59.9 | 50.2 | Touchdowns Rushing | 13 | 20 |
| Sacks/Yards Lost | 19/146 | 25/197 | Touchdowns Passing | 35 | 24 |
| Passes Had Intercepted | 21 | 13 | Touchdowns Returns | 5 | 8 |
| Yards Gained Per Pass | 8.0 | 7.4 | Extra Points | 52 | 48 |
| Yards Gained Per Completion | 13.4 | 14.7 | Field Goals | 17 | 14 |
| PUNTS | 54 | 62 | Safeties | 0 | 0 |
| Total Yardage of Punts | 2474 | 2598 | | | |
| Average Length | 45.8 | 41.9 | | | |



1966 Individual Statistics

| RUSHING | | | | | Att. | Yds. | Avg. | Lg | TD | | | | | | | |
|----------------------|------------|-------------|-------------|------------|-----------|------|------|-----|----|------------------------|-----------|-------------|-------------|-------------|------------|----------|
| Willard, Ken | 191 | 763 | 4.0 | 49 | 5 | | | | | Randolph, Alvin | 3 | 138 | 46.0 | 94t | 1 | |
| Crow, John David | 121 | 477 | 3.9 | 31 | 1 | | | | | Kimbrough, Elbert | 3 | 60 | 20.0 | 44 | 0 | |
| Kopay, Dave | 47 | 204 | 4.3 | 32 | 1 | | | | | Donnelly, George | 2 | 16 | 8.0 | 16 | 0 | |
| Lewis, Gary | 36 | 130 | 3.6 | 15 | 2 | | | | | Dowdle, Mike | 1 | 27 | 27.0 | 27t | 1 | |
| Mira, George | 10 | 103 | 10.3 | 38 | 0 | | | | | Hazeltine, Matt | 1 | 8 | 8.0 | 8 | 0 | |
| Davis, Tommy | 3 | 43 | 14.3 | 22 | 0 | | | | | 49ERS | 18 | 379 | 21.1 | 94t | 3 | |
| Casey, Bernie | 1 | 23 | 23.0 | 23 | 0 | | | | | OPPONENTS | 26 | 334 | 12.9 | 50 | 1 | |
| Kilmer, Billy | 3 | 23 | 7.7 | 13 | 0 | | | | | KICKOFF RETURNS | | | | | | |
| Brodie, John | 5 | 18 | 3.6 | 7 | 3 | | | | | No. | Yds | Avg | L.G | TD | | |
| Jackson, Jim | 4 | 7 | 1.8 | 4 | 0 | | | | | Alexander, Kermit | 37 | 984 | 26.6 | 56 | 0 | |
| Parks, Dave | 1 | -1 | -1.0 | -1 | 0 | | | | | Jackson, Jim | 8 | 162 | 20.3 | 28 | 0 | |
| 49ERS | 422 | 1790 | 4.2 | 49 | 12 | | | | | Swinford, Wayne | 4 | 73 | 18.3 | 21 | 0 | |
| OPPONENTS | 413 | 1629 | 3.9 | 45 | 15 | | | | | Lewis, Gary | 3 | 65 | 21.7 | 32 | 0 | |
| RECEIVING | | | | | No. | Yds. | Avg | L.G | TD | PUNT RETURNS | | | | | | |
| Parks, Dave | 66 | 974 | 14.8 | 65t | 5 | | | | | No. | FC | Yds | Avg | L.G | TD | |
| Casey, Bernie | 50 | 669 | 13.4 | 32 | 1 | | | | | Alexander, Kermit | 30 | 3 | 198 | 6.6 | 44t | 1 |
| Willard, Ken | 42 | 351 | 8.4 | 62 | 2 | | | | | Swinford, Wayne | 8 | 6 | 12 | 1.5 | 7 | 0 |
| Crow, John David | 30 | 341 | 11.4 | 54 | 3 | | | | | Kopay, Dave | 4 | 7 | 28 | 7.0 | 10 | 0 |
| Stickles, Monty | 27 | 315 | 11.7 | 38 | 2 | | | | | Jackson, Jim | 2 | 0 | 0 | 0.0 | 0 | 0 |
| McFarland, Kay | 13 | 219 | 16.9 | 43 | 1 | | | | | Donnelly, George | 1 | 0 | 0 | 0.0 | 0 | 0 |
| Witcher, Dick | 10 | 115 | 11.5 | 24 | 1 | | | | | 49ERS | 45 | 16 | 238 | 5.3 | 44t | 1 |
| Kopay, Dave | 10 | 67 | 6.7 | 29t | 1 | | | | | OPPONENTS | 33 | 13 | 368 | 11.2 | 79t | 1 |
| Lewis, Gary | 7 | 44 | 6.3 | 18t | 1 | | | | | PUNTING | | | | | | |
| Kramer, Kent | 5 | 81 | 16.2 | 24 | 3 | | | | | No. | Yds | Avg | L.G | Bk | | |
| Jackson, Jim | 1 | 63 | 63.0 | 63t | 1 | | | | | Davis, Tommy | 63 | 2609 | 41.4 | 60 | 0 | |
| 49ERS | 261 | 3239 | 12.4 | 65t | 21 | | | | | Kilmer, Billy | 7 | 245 | 35.0 | 45 | 0 | |
| OPPONENTS | 206 | 2895 | 14.1 | 83t | 18 | | | | | 49ERS | 70 | 2854 | 40.8 | 60 | 0 | |
| INTERCEPTIONS | | | | | No. | Yds | Avg | L.G | TD | OPPONENTS | | | | | | |
| Alexander, Kermit | 4 | 73 | 18.3 | 55 | 0 | | | | | No. | Yds | Avg | L.G | Bk | | |
| Johnson, Jimmy | 4 | 57 | 14.3 | 35t | 1 | | | | | Davis, Tommy | 63 | 2609 | 41.4 | 60 | 0 | |

| PASSING | | Att. | Comp. | Pct. | Yds | LG | TD | Int | QB |
|------------------|------------|------------|-------------|-------------|------------|-----------|-----------|-------------|----|
| Brodie, John | 427 | 232 | 54.3 | 2810 | 65t | 16 | 22 | 65.8 | |
| Mira, George | 53 | 22 | 41.5 | 284 | 29 | 5 | 2 | 74.7 | |
| Kilmer, Billy | 16 | 5 | 31.3 | 84 | 26 | 0 | 1 | 24.0 | |
| Crow, John David | 4 | 2 | 50.0 | 61 | 46 | 0 | 1 | 56.3 | |
| 49ERS | 500 | 261 | 52.2 | 3239 | 65t | 21 | 26 | 64.9 | |
| OPPONENTS | 414 | 206 | 49.8 | 2895 | 83t | 18 | 18 | 69.0 | |

| SCORING | TOUCHDOWNS | | | TDs by Returns | | | | PAT | | Field Goals | | | Total Pts | |
|-------------------|------------|-----------|-----------|----------------|----------|----------|----------|----------|-----------|-------------|-----------|-----------|-----------|------------|
| | Total | Rush | Pass | Int | Fmb | KO | FGA | Punt | Att | Con | Att | Con | | Saf |
| Davis, Tommy | | | | | | | | | 39 | 38 | 31 | 16 | 0 | 86 |
| Willard, Ken | 7 | 5 | 2 | | | | | | | | | | | 42 |
| Parks, Dave | 5 | 5 | 5 | | | | | | | | | | | 30 |
| Crow, John David | 4 | 1 | 3 | | | | | | | | | | | 24 |
| Brodie, John | 3 | 3 | | | | | | | | | | | | 18 |
| Kramer, Kent | 3 | | 3 | | | | | | | | | | | 18 |
| Lewis, Gary | 3 | 2 | 1 | | | | | | | | | | | 18 |
| Alexander, Kermit | 2 | | | | | | | | | | | | | 12 |
| Kopay, Dave | 2 | 1 | 1 | | | | | | | | | | | 12 |
| Stickles, Monty | 2 | | 2 | | | | | | | | | | | 12 |
| Casey, Bernie | 1 | | 1 | | | | | | | | | | | 6 |
| Dowdle, Mike | 1 | | | | | | | | | | | | | 6 |
| Hazeltine, Matt | 1 | | | | | | | | | | | | | 6 |
| Jackson, Jim | 1 | | 1 | | | | | | | | | | | 6 |
| Johnson, Jimmy | 1 | | | | | | | | | | | | | 6 |
| McFarland, Kay | 1 | | 1 | | | | | | | | | | | 6 |
| Randolph, Alvin | 1 | | | | | | | | | | | | | 6 |
| Witcher, Dick | 1 | | 1 | | | | | | | | | | | 6 |
| 49ERS | 39 | 12 | 21 | 3 | 2 | 0 | 0 | 1 | 39 | 38 | 31 | 16 | 0 | 320 |
| OPPONENTS | 40 | 15 | 22 | 1 | 0 | 1 | 0 | 1 | 40 | 37 | 31 | 16 | 0 | 325 |

1966 Team Statistics

| TOTAL FIRST DOWNS | | 49ers | Opp. | KICKOFF RETURNS | | | |
|-----------------------------------|-------------|-------------|------------------------------|-----------------|-----------|--|--|
| By Rushing | 101 | 88 | Total Yards Returned | 1326 | 1343 | | |
| By Passing | 153 | 126 | Average Length of Return | 23.7 | 22.8 | | |
| By Penalties | 28 | 24 | PENALTIES | 86 | 91 | | |
| TOTAL YARDS GAINED | 4391 | 4179 | Yards Penalized | 819 | 938 | | |
| By Rushing | 1377 | 1629 | FUMBLES | 26 | 24 | | |
| By Passing | 3014 | 2550 | Own Fumbles Recovered | 14 | 13 | | |
| TOTAL PLAYS FROM SCRIMMAGE | 952 | 868 | Opponents' Fumbles Recovered | 11 | 12 | | |
| Rushes | 422 | 414 | FIELD GOALS | 31 | 31 | | |
| Average Gain Per Rush | 4.2 | 3.9 | Field Goals Attempted | 320 | 325 | | |
| FORWARD PASSES ATTEMPTED | 500 | 414 | TOTAL POINTS SCORED | 39 | 40 | | |
| Number Completed | 261 | 206 | Touchdowns Scored | 12 | 15 | | |
| Per Cent Completed | 52.2 | 49.8 | Touchdowns Rushing | 21 | 22 | | |
| Sacks/Yards Lost | 38/352 | 40/345 | Touchdowns Passing | 6 | 3 | | |
| Passes Had Intercepted | 26 | 18 | Touchdowns Returns | 6 | 3 | | |
| Yards Gained Per Pass | 6.5 | 7.0 | Extra Points | 38 | 37 | | |
| Yards Gained Per Completion | 12.4 | 14.1 | Field Goals | 16 | 16 | | |
| PUNTS | 70 | 76 | Safeties | 0 | 0 | | |
| Total Yardage of Punts | 2854 | 3130 | | | | | |
| Average Length | 40.6 | 41.2 | | | | | |



1967 Individual Statistics

| RUSHING | | | | | RECEIVING | | | | | | | |
|----------------------|------------|-------------|-------------|-------------|---------------------|------------------------|-----------|------------|-------------|-----------|----------|---|
| Att. | Yds. | Avg. | Lg | TD | No. | Yds. | Avg. | L.G | TD | | | |
| Willard, Ken | 169 | 510 | 3.0 | 20 | 5 | Johnson, Jimmy | 2 | 68 | 34.0 | 38 | 0 | |
| Crow, John David | 113 | 479 | 4.2 | 39 | 2 | Wilcox, Dave | 2 | 17 | 8.5 | 17 | 0 | |
| Lewis, Gary | 67 | 342 | 5.1 | 52 | 6 | Jackson, Jim | 1 | 22 | 22.0 | 22 | 0 | |
| Cunningham, Doug | 43 | 212 | 4.9 | 64 | 2 | Nunley, Frank | 1 | 7 | 7.0 | 7 | 0 | |
| Brodie, John | 20 | 147 | 7.4 | 15 | 1 | Miller, Clark | 1 | 3 | 3.0 | 3 | 0 | |
| Mira, George | 7 | 23 | 3.3 | 9 | 0 | Phillips, Mel | 1 | 0 | 0.0 | 0 | 0 | |
| Kopay, Dave | 6 | 21 | 3.5 | 10 | 0 | 49ERS | 16 | 198 | 12.4 | 48 | 0 | |
| Spurrer, Steve | 5 | 18 | 3.6 | 9 | 0 | OPPONENTS | 26 | 292 | 11.2 | 37 | 3 | |
| Windsor, Bob | 1 | 7 | 7.0 | 7 | 0 | KICKOFF RETURNS | | | | | | |
| Tucker, Bill | 3 | 5 | 1.7 | 3 | 0 | No. | Yds | Avg | L.G | TD | | |
| 49ERS | 434 | 1764 | 4.1 | 64 | 16 | Cunningham, Doug | 31 | 826 | 26.7 | 94 | 0 | |
| OPPONENTS | 407 | 1698 | 4.1 | 73 | 17 | Tucker, Bill | 9 | 199 | 22.1 | 26 | 0 | |
| INTERCEPTIONS | | | | | PUNT RETURNS | | | | | | | |
| No. | Yds | Avg | L.G | TD | No. | FC | Yds | Avg | L.G | TD | | |
| Alexander, Kermit | 5 | 72 | 14.4 | 48 | 0 | Cunningham, Doug | 27 | 7 | 249 | 9.2 | 57 | 0 |
| Gonsoulin, Austin | 3 | 9 | 3.0 | 5 | 0 | Alexander, Kermit | 6 | 1 | 64 | 10.7 | 31 | 0 |
| PASSING | | | | | PUNTING | | | | | | | |
| Att. | Comp. | Pct. | Yds | LG | TD | Int | QB | | | | | |
| Brodie, John | 349 | 168 | 48.1 | 2013 | 63 | 11 | 22 | | | | | |
| Mira, George | 65 | 35 | 53.9 | 592 | 58 | 5 | 2 | | | | | |
| Spurrer, Steve | 50 | 23 | 46.0 | 211 | 21 | 0 | 1 | | | | | |
| Crow, John David | 5 | 2 | 40.0 | 46 | 25 | 0 | 1 | | | | | |
| 49ERS | 469 | 228 | 48.6 | 2862 | 63 | 16 | 26 | | | | | |
| OPPONENTS | 403 | 212 | 52.6 | 2755 | 82 | 19 | 16 | | | | | |

| TOUCHDOWNS | | TDs by Returns | | | | PAT | | Field Goals | | Total | | | |
|------------------|-----------|----------------|-----------|----------|----------|----------|----------|-------------|-----------|-----------|-----------|----------|------------|
| Total | Rush | Pass | Int | Fumbl | KO | FGA | Punt | Att | Con | Saf | Pts | | |
| Davis, Tommy | 7 | 6 | 1 | | | | | 33 | 33 | 33 | 14 | 75 | |
| Lewis, Gary | 6 | 5 | 1 | | | | | | | | | 42 | |
| Willard, Ken | 5 | 2 | 3 | | | | | | | | | 36 | |
| Crow, John David | 4 | 4 | 2 | | | | | | | | | 30 | |
| Randle, Sonny | 3 | 3 | 2 | | | | | | | | | 24 | |
| Windsor, Bob | 3 | 2 | 1 | | | | | | | | | 18 | |
| Witcher, Dick | 2 | 2 | 2 | | | | | | | | | 18 | |
| Cunningham, Doug | 2 | 1 | 1 | | | | | | | | | 12 | |
| Parks, Dave | 2 | 1 | 1 | | | | | | | | | 12 | |
| Brodie, John | 1 | 1 | 1 | | | | | | | | | 6 | |
| 49ERS | 33 | 16 | 16 | 0 | 1 | 0 | 0 | 33 | 33 | 33 | 14 | 0 | 273 |
| OPPONENTS | 41 | 17 | 19 | 3 | 0 | 1 | 0 | 41 | 40 | 35 | 17 | 0 | 337 |

1967 Team Statistics

| | | | | | |
|-----------------------------------|--------------|-------------|------------------------------|------|------|
| TOTAL FIRST DOWNS | 49ers | Opp. | KICKOFF RETURNS | 56 | 54 |
| By Rushing | 242 | 237 | Total Yards Returned | 1326 | 1311 |
| By Passing | 101 | 92 | Average Length of Return | 23.7 | 24.3 |
| By Penalties | 121 | 128 | PENALTIES | 89 | 64 |
| TOTAL YARDS GAINED | 20 | 17 | Yards Penalized | 931 | 596 |
| By Rushing | 4418 | 4044 | FUMBLES | 20 | 24 |
| By Passing | 1764 | 1698 | Own Fumbles Recovered | 10 | 11 |
| TOTAL PLAYS FROM SCRIMMAGE | 2654 | 2346 | Opponents' Fumbles Recovered | 13 | 10 |
| Rushes | 929 | 858 | FIELD GOALS | 14 | 17 |
| Average Gain Per Rush | 4.1 | 4.1 | Field Goals Attempted | 33 | 35 |
| FORWARD PASSES ATTEMPTED | 469 | 403 | TOTAL POINTS SCORED | 273 | 337 |
| Number Completed | 228 | 212 | Touchdowns Scored | 33 | 41 |
| Per Cent Completed | 48.6 | 52.6 | Touchdowns Rushing | 16 | 17 |
| Sacks/Yards Lost | 26/208 | 48/409 | Touchdowns Passing | 16 | 19 |
| Passes Had Intercepted | 26 | 16 | Touchdowns Returns | 1 | 5 |
| Yards Gained Per Pass | 6.1 | 5.8 | Extra Points | 33 | 40 |
| Yards Gained Per Completion | 12.6 | 13.0 | Field Goals | 14 | 17 |
| PUNTS | 73 | 70 | Safeties | 0 | 0 |
| Total Yardage of Punts | 2745 | 3063 | | | |
| Average Length | 37.6 | 43.8 | | | |



1968 Individual Statistics

| RUSHING | | | | | Att. | Yds. | Avg. | LG | TD | | | | | | |
|-------------------|------------|-------------|-------------|-----------|-----------|------|------|----|-------------------|--------------|-------------|-------------|------------|-----------|----------|
| Willard, Ken | 227 | 967 | 4.3 | 69 | 7 | | | | Beard, Ed | 2 | 93 | 46.5 | 69 | 0 | |
| Lewis, Gary | 141 | 573 | 4.1 | 22 | 1 | | | | Fuller, Johnny | 2 | 3 | 1.5 | 3 | 0 | |
| Tucker, Bill | 30 | 135 | 4.5 | 18 | 3 | | | | Hindman, Stan | 1 | 25 | 25.0 | 25 | 0 | |
| Brodie, John | 18 | 71 | 3.9 | 15 | 0 | | | | Johnson, Jimmy | 1 | 25 | 25.0 | 25 | 0 | |
| Daniels, Clem | 12 | 37 | 3.1 | 11 | 0 | | | | Belk, Bill | 1 | 6 | 6.0 | 6 | 1 | |
| Cunningham, Doug | 6 | 7 | 1.2 | 5 | 0 | | | | 49ERS | 20 | 367 | 18.4 | 66 | 2 | |
| Mira, George | 1 | 5 | 5.0 | 5 | 0 | | | | OPPONENTS | 23 | 390 | 17.0 | 90 | 1 | |
| Crow, John David | 4 | 4 | 1.0 | 3 | 0 | | | | KICKOFF RETURNS | | | | | | |
| Lee, Dwight | 2 | 1 | 0.5 | 1 | 0 | | | | No. | Yds | Avg | LG | TD | | |
| McNeil, Clifton | 1 | -1 | -1.0 | -1 | 0 | | | | Cunningham, Doug | 14 | 286 | 20.4 | 38 | 0 | |
| Spurrier, Steve | 1 | -15 | -15.0 | -15 | 0 | | | | Alexander, Kermit | 20 | 300 | 15.0 | 35 | 0 | |
| 49ERS | 443 | 1784 | 4.0 | 69 | 11 | | | | Daniels, Clem | 10 | 266 | 26.6 | 29 | 0 | |
| OPPONENTS | 447 | 1766 | 4.0 | 32 | 15 | | | | Tucker, Bill | 5 | 103 | 20.6 | 30 | 0 | |
| RECEIVING | | | | | No. | Yds. | Avg | LG | TD | PUNT RETURNS | | | | | |
| McNeil, Clifton | 71 | 994 | 14.0 | 65 | 7 | | | | Alexander, Kermit | 24 | 13 | 87 | 3.6 | 26 | 0 |
| Witcher, Dick | 39 | 531 | 13.6 | 59 | 1 | | | | Fuller, Johnny | 12 | 8 | 33 | 2.8 | 9 | 0 |
| Willard, Dick | 36 | 232 | 6.4 | 20 | 0 | | | | 49ERS | 36 | 21 | 120 | 3.3 | 26 | 0 |
| Crow, John David | 31 | 531 | 17.1 | 54 | 5 | | | | OPPONENTS | 31 | 23 | 238 | 7.7 | 27 | 0 |
| Lewis, Gary | 27 | 244 | 9.0 | 33 | 3 | | | | PUNTING | | | | | | |
| Tucker, Bill | 15 | 197 | 13.1 | 59 | 4 | | | | No. | Yds | Avg | LG | Blk | | |
| Windsor, Bob | 8 | 146 | 18.3 | 62 | 2 | | | | Spurrier, Steve | 68 | 2651 | 39.0 | 54 | 0 | |
| McFarland, Kay | 5 | 140 | 28.0 | 65 | 1 | | | | 49ERS | 68 | 2651 | 39.0 | 54 | 0 | |
| Randle, Sonny | 3 | 44 | 14.7 | 29 | 1 | | | | OPPONENTS | 68 | 2856 | 42.0 | 55 | 0 | |
| Cunningham, Doug | 2 | 25 | 12.5 | 16 | 0 | | | | | | | | | | |
| Daniels, Clem | 2 | 23 | 11.5 | 16 | 0 | | | | | | | | | | |
| 49ERS | 239 | 3107 | 13.0 | 65 | 24 | | | | | | | | | | |
| OPPONENTS | 201 | 2547 | 12.7 | 60 | 19 | | | | | | | | | | |
| INTERCEPTIONS | | | | | No. | Yds | Avg | LG | TD | | | | | | |
| Alexander, Kermit | 9 | 155 | 17.2 | 60 | 1 | | | | | | | | | | |
| Randolph, Alvin | 4 | 60 | 15.0 | 40 | 0 | | | | | | | | | | |

| PASSING | | | | | Att. | Comp. | Pct. | Yds | LG | TD | Int | QB |
|------------------|------------|------------|-------------|-------------|-----------|-----------|-----------|-------------|----|----|-----|----|
| Brodie, John | 404 | 234 | 57.9 | 3020 | 65 | 22 | 21 | 78.0 | | | | |
| Mira, George | 11 | 4 | 36.4 | 44 | 4 | 1 | 36.2 | | | | | |
| McNeil, Clifton | 2 | 1 | 50.0 | 43 | 1 | 1 | 95.8 | | | | | |
| 49ERS | 417 | 239 | 57.3 | 3107 | 65 | 24 | 23 | 77.1 | | | | |
| OPPONENTS | 415 | 201 | 48.4 | 2547 | 60 | 19 | 20 | 63.2 | | | | |

| SCORING | TOUCHDOWNS | | | TDs by Returns | | | | PAT | | Field Goals | | | Total Pts | |
|-------------------|------------|-----------|-----------|----------------|----------|----------|-----------|----------|-----------|-------------|-----------|-----------|-----------|------------|
| | Total | Rush | Pass | Int | Fmb | KO | FGA | Punt | Att | Con | Att | Con | | Saf |
| Davis, Tommy | | | | | | | | | 28 | 28 | 16 | 9 | | 55 |
| McNeil, Clifton | 7 | | 7 | | | | | | | | | | | 42 |
| Tucker, Bill | 7 | 3 | 4 | | | | | | | | | | | 42 |
| Willard, Ken | 7 | 7 | | | | | | | | | | | | 42 |
| Crow, John David | 5 | | 5 | | | | | | | | | | | 30 |
| Lewis, Gary | 4 | 1 | 3 | | | | | | | | | | | 24 |
| Patera, Dennis | | | | | | | | | 11 | 8 | 8 | 2 | | 14 |
| Windsor, Bob | 2 | | 2 | | | | | | | | | | | 12 |
| Witcher, Dick | 2 | | 1 | | 1 | | | | | | | | | 12 |
| Alexander, Kermit | 1 | | | 1 | | | | | | | | | | 6 |
| Belk, Bill | 1 | | | 1 | | | | | | | | | | 6 |
| Hindman, Stan | 1 | | | 1 | | | | | | | | | | 6 |
| McFarland, Kay | 1 | | | 1 | | | | | | | | | | 6 |
| Randle, Sonny | 1 | | | 1 | | | | | | | | | | 6 |
| 49ERS | 39 | 11 | 24 | 3 | 1 | 0 | 0 | 0 | 39 | 36 | 24 | 11 | 0 | 303 |
| OPPONENTS | 35 | 12 | 19 | 1 | 1 | 1 | 1* | 0 | 35 | 34 | 32 | 22 | 0 | 310 |

*ret. of blkd FGA

1968 Team Statistics

| | | | | | |
|-----------------------------------|--------------|-------------|------------------------------|------------|------------|
| TOTAL FIRST DOWNS | 49ers | Opp. | KICKOFF RETURNS | 60 | 54 |
| By Rushing | 260 | 250 | Total Yards Returned | 1064 | 1163 |
| By Passing | 98 | 111 | Average Length of Return | 17.7 | 20.8 |
| By Penalties | 141 | 124 | PENALTIES | 90 | 71 |
| TOTAL YARDS GAINED | 4709 | 4020 | Yards Penalized | 794 | 656 |
| By Rushing | 1784 | 1706 | FUMBLES | 26 | 22 |
| By Passing | 2925 | 2244 | Own Fumbles Recovered | 12 | 11 |
| TOTAL PLAYS FROM SCRIMMAGE | 887 | 896 | Opponents' Fumbles Recovered | 11 | 14 |
| Rushes | 443 | 445 | FIELD GOALS | 11 | 22 |
| Average Gain Per Rush | 4.0 | 4.0 | Field Goals Attempted | 24 | 32 |
| FORWARD PASSES ATTEMPTED | 417 | 416 | TOTAL POINTS SCORED | 303 | 310 |
| Number Completed | 239 | 291 | Touchdowns Scored | 39 | 35 |
| Per Cent Completed | 57.3 | 48.4 | Touchdowns Rushing | 11 | 12 |
| Sacks/Yards Lost | 27/182 | 35/304 | Touchdowns Passing | 24 | 19 |
| Passes Had Intercepted | 23 | 20 | Touchdowns Returning | 4 | 4 |
| Yards Gained Per Pass | 6.5 | 4.9 | Extra Points | 36 | 34 |
| Yards Gained Per Completion | 13.0 | 12.7 | Field Goals | 11 | 22 |
| PUNTS | 68 | 68 | Safeties | 0 | 0 |
| Total Yardage of Punts | 2651 | 2856 | | | |
| Average Length | 39.0 | 42.0 | | | |



1969 Individual Statistics

| RUSHING | Att. | Yds. | Avg. | LG | TD |
|------------------|------------|-------------|------------|------------|-----------|
| Willard, Ken | 171 | 557 | 3.3 | 18 | 7 |
| Cunningham, Doug | 147 | 541 | 3.7 | 33 | 3 |
| Thomas, Jimmy | 23 | 190 | 8.3 | 75t | 1 |
| Tucker, Bill | 20 | 72 | 3.6 | 24t | 2 |
| Brodie, John | 11 | 62 | 5.6 | 15 | 0 |
| Spurrer, Steve | 5 | 49 | 9.8 | 29 | 0 |
| Windsor, Bob | 5 | 39 | 7.8 | 13 | 0 |
| Davis, Tommy | 2 | 21 | 10.5 | 16 | 0 |
| Lewis, Gary | 4 | 5 | 1.3 | 4 | 0 |
| Moore, Gene | 2 | 4 | 2.0 | 2 | 0 |
| Washington, Gene | 1 | -4 | -4.0 | -4 | 0 |
| 49ERS | 391 | 1536 | 3.9 | 75t | 13 |
| OPPONENTS | 422 | 1704 | 4.0 | 41 | 14 |

| RECEIVING | No. | Yds. | Avg | L.G | TD |
|------------------|------------|-------------|-------------|------------|-----------|
| Washington, Gene | 51 | 711 | 13.9 | 52 | 3 |
| Cunningham, Doug | 51 | 484 | 9.5 | 58 | 0 |
| Windsor, Bob | 49 | 597 | 12.2 | 32 | 2 |
| Willard, Ken | 36 | 326 | 9.1 | 36 | 3 |
| Witcher, Dick | 33 | 435 | 13.2 | 49 | 3 |
| Thomas, Jimmy | 18 | 364 | 20.2 | 75t | 5 |
| McNeil, Clifton | 17 | 255 | 15.0 | 80t | 3 |
| Tucker, Bill | 14 | 104 | 7.4 | 18t | 2 |
| Johnson, Leo | 4 | -42 | -10.5 | 14 | 0 |
| Kwalick, Ted | 2 | 32 | 16.0 | 31 | 1 |
| Moore, Gene | 2 | 28 | 14.0 | 24 | 0 |
| Edwards, Earl | 1 | 1 | 1.0 | 1 | 0 |
| 49ERS | 278 | 3379 | 12.2 | 80t | 22 |
| OPPONENTS | 205 | 2726 | 13.3 | 93 | 22 |

| INTERCEPTIONS | No. | Yds | Avg | LG | TD |
|-------------------|-----|-----|-----|----|----|
| Alexander, Kermit | 5 | 39 | 7.8 | 22 | 0 |
| Johnson, Jimmy | 5 | 18 | 3.6 | 18 | 0 |
| Wilcox, Dave | 2 | 17 | 8.5 | 17 | 0 |
| Taylor, Roosevelt | 2 | 15 | 7.5 | 15 | 0 |

| PASSING | Att. | Comp. | Pct. | Yds | LG | TD | Int | QB |
|------------------|------------|------------|-------------|-------------|------------|-----------|-----------|-------------|
| Brodie, John | 347 | 194 | 55.9 | 2405 | 80t | 16 | 15 | 74.9 |
| Spurrer, Steve | 146 | 81 | 55.5 | 926 | 75t | 5 | 11 | 54.8 |
| Cunningham, Doug | 3 | 3 | 100.0 | 48 | 31 | 1 | 0 | 158.3 |
| 49ERS | 496 | 278 | 56.1 | 3379 | 80t | 22 | 26 | 70.1 |
| OPPONENTS | 402 | 205 | 51.0 | 2726 | 93 | 22 | 20 | 70.3 |

| SCORING | TOUCHDOWNS | | | TDs by Returns | | | | PAT | | Field Goals | | | Total Pts | |
|------------------|------------|-----------|-----------|----------------|----------|----------|----------|----------|-----------|-------------|-----------|-----------|-----------|------------|
| | Total | Rush | Pass | Int | Fubl | KO | FGA | Att | Con | Att | Con | Saf | | |
| Willard, Ken | 10 | 7 | 3 | | | | | | | | | | 60 | |
| Thomas, Jimmy | 6 | 1 | 5 | | | | | | | | | | 36 | |
| Gavric, Momoide | | | | | | | | 24 | 22 | 11 | 3 | | 31 | |
| Tucker, Bill | 4 | 2 | 2 | | | | | | | | | | 24 | |
| Davis, Tommy | | | | | | | | 13 | 13 | 10 | 3 | | 22 | |
| Cunningham, Doug | 3 | 3 | | | | | | | | | | | 18 | |
| McNeil, Clifton | 3 | | 3 | | | | | | | | | | 18 | |
| Washington, Gene | 3 | | 3 | | | | | | | | | | 18 | |
| Witcher, Dick | 3 | | 3 | | | | | | | | | | 18 | |
| Windsor, Bob | 2 | | 2 | | | | | | | | | | 12 | |
| Kwalick, Ted | 1 | | 1 | | | | | | | | | | 6 | |
| Lakes, Roland | 1 | | | | 1 | | | | | | | | 6 | |
| Woitt, Johnny | 1 | | | | 1 | | | | | | | | 6 | |
| Team | | | | | | | | | | | | 1 | 2 | |
| 49ERS | 37 | 13 | 22 | 1 | 1 | 0 | 0 | 0 | 37 | 35 | 21 | 6 | 1 | 277 |
| OPPONENTS | 39 | 14 | 22 | 1 | 1 | 1 | 0 | 0 | 39 | 38 | 36 | 15 | 1 | 319 |

1969 Team Statistics

| | | | | | |
|-----------------------------------|--------------|-------------|------------------------------|------|------|
| TOTAL FIRST DOWNS | 49ers | Opp. | KICKOFF RETURNS | 47 | 43 |
| By Rushing | 235 | 242 | Total Yards Returned | 901 | 1186 |
| By Passing | 84 | 91 | Average Length of Return | 19.3 | 27.6 |
| By Penalties | 153 | 128 | PENALTIES | 85 | 70 |
| TOTAL YARDS GAINED | 4694 | 4175 | Yards Penalized | 845 | 671 |
| By Rushing | 1536 | 1704 | FUMBLES | 25 | 26 |
| By Passing | 3158 | 2471 | Own Fumbles Recovered | 13 | 14 |
| TOTAL YARDS FROM SCRIMMAGE | 914 | 854 | Opponents' Fumbles Recovered | 12 | 12 |
| Rushes | 391 | 422 | FIELD GOALS | 6 | 15 |
| Average Gain Per Rush | 3.9 | 4.0 | Field Goals Attempted | 21 | 36 |
| FORWARD PASSES ATTEMPTED | 496 | 402 | TOTAL POINTS SCORED | 277 | 319 |
| Number Completed | 278 | 205 | Touchdowns Scored | 37 | 39 |
| Per Cent Completed | 56.0 | 51.0 | Touchdowns Rushing | 13 | 14 |
| Sacks/Yards Lost | 27/221 | 30/255 | Touchdowns Passing | 22 | 22 |
| Passes Had Intercepted | 26 | 20 | Touchdowns Returns | 2 | 3 |
| Yards Gained Per Pass | 6.4 | 5.5 | Extra Points | 35 | 38 |
| Yards Gained Per Completion | 11.4 | 12.1 | Field Goals | 6 | 15 |
| PUNTS | | | Safeties | 0 | 0 |
| Total Yardage of Punts | 2874 | 2629 | | | |
| Average Length | 40.5 | 40.4 | | | |



1970 Individual Statistics

| RUSHING | | | | | Att. | Yds. | Avg. | LG | TD | | | | | | | | | | |
|-------------------|-----|------|------|----|------|-------------------|------|----|----|-----------|-----|------|------|------|-----|------|------|----|---|
| Willard, Ken | 236 | 789 | 3.3 | 20 | 7 | Vanderbundt, Skip | | | | | 3 | 18 | 6.0 | 18 | 0 | | | | |
| Cunningham, Doug | 128 | 443 | 3.5 | 25 | 3 | Wilcox, Dave | | | | | 2 | 46 | 23.0 | 35 | 0 | | | | |
| Tucker, Bill | 42 | 137 | 3.3 | 11 | 1 | Johnson, Jimmy | | | | | 2 | 36 | 18.0 | 36 | 1 | | | | |
| Thomas, Jimmy | 31 | 89 | 2.9 | 14 | 0 | Fuller, Johnny | | | | | 1 | 20 | 20.0 | 20 | 0 | | | | |
| Kwalick, Ted | 3 | 65 | 21.7 | 45 | 0 | Hart, Tommy | | | | | 1 | 0 | 0.0 | 0 | 0 | | | | |
| Isebarger, John | 18 | 43 | 2.4 | 27 | 0 | Randolph, Alvin | | | | | 1 | 0 | 0.0 | 0 | 0 | | | | |
| Brodie, John | 9 | 29 | 3.2 | 12 | 2 | 49ERS | | | | | 22 | 308 | 14.0 | 70 | 2 | | | | |
| Strong, Jim | 2 | 3 | 1.5 | 3 | 0 | OPPONENTS | | | | | 10 | 95 | 9.5 | 29 | 0 | | | | |
| Spurrer, Steve | 2 | -18 | -9.0 | -5 | 0 | KICKOFF RETURNS | | | | | No. | Yds | Avg | LG | TD | | | | |
| 49ERS | 471 | 1580 | 3.4 | 45 | 13 | Tucker, Bill | | | | | 25 | 577 | 23.1 | 43 | 0 | | | | |
| OPPONENTS | 425 | 1799 | 4.2 | 80 | 12 | Taylor, Bruce | | | | | 12 | 190 | 15.8 | 25 | 0 | | | | |
| RECEIVING | | | | | No. | Yds. | Avg | LG | TD | | | | | | | | | | |
| Washington, Gene | 53 | 1100 | 20.8 | 79 | 12 | Thomas, Jimmy | | | | | 6 | 177 | 29.5 | 55 | 0 | | | | |
| Cunningham, Doug | 35 | 209 | 6.0 | 29 | 0 | Beard, Ed | | | | | 2 | 8 | 4.0 | 8 | 0 | | | | |
| Windsor, Bob | 31 | 363 | 11.7 | 35 | 2 | Fuller, Johnny | | | | | 1 | 8 | 8.0 | 8 | 0 | | | | |
| Willard, Ken | 31 | 250 | 8.4 | 32 | 3 | Belk, Bill | | | | | 1 | 7 | 7.0 | 7 | 0 | | | | |
| Witcher, Dick | 22 | 288 | 13.1 | 28 | 2 | Riley, Preston | | | | | 1 | 0 | 0.0 | 0 | 0 | | | | |
| Tucker, Bill | 17 | 108 | 6.4 | 28 | 1 | Windsor, Bob | | | | | 1 | 0 | 0.0 | 0 | 0 | | | | |
| Thomas, Jimmy | 12 | 221 | 18.4 | 61 | 3 | 49ERS | | | | | 49 | 967 | 19.7 | 43 | 0 | | | | |
| Kwalick, Ted | 10 | 2 | 0.2 | 26 | 1 | OPPONENTS | | | | | 58 | 1362 | 23.5 | 62 | 0 | | | | |
| Isebarger, John | 8 | 158 | 19.8 | 61 | 1 | PUNT RETURNS | | | | | No. | FC | Yds | Avg | LG | TD | | | |
| Riley, Preston | 7 | 136 | 19.4 | 68 | 0 | Taylor, Bruce | | | | | 43 | 10 | 516 | 12.0 | 76 | 0 | | | |
| 49ERS | 226 | 2844 | 12.6 | 79 | 25 | Fuller, Johnny | | | | | 4 | 2 | 29 | 7.3 | 12 | 0 | | | |
| OPPONENTS | 185 | 2434 | 13.2 | 69 | 19 | Riley, Preston | | | | | 1 | 0 | 5 | 5.0 | 5 | 0 | | | |
| INTERCEPTIONS | | | | | No. | Yds | Avg | LG | TD | | | | | | | | | | |
| Taylor, Bruce | 3 | 70 | 23.3 | 70 | 0 | 49ERS | | | | | 48 | 12 | 550 | 11.5 | 76 | 0 | | | |
| Phillips, Mel | 3 | 49 | 16.3 | 35 | 1 | OPPONENTS | | | | | 38 | 21 | 180 | 4.7 | 16 | 0 | | | |
| Nunley, Frank | 3 | 42 | 14.0 | 24 | 0 | PUNTING | | | | | No. | Yds | Avg | LG | Blk | | | | |
| Taylor, Roosevelt | 3 | 27 | 9.0 | 19 | 0 | Spurrer, Steve | | | | | 75 | 2877 | 38.4 | 58 | 0 | | | | |
| | | | | | | | | | | 49ERS | | | | | 75 | 2877 | 38.4 | 58 | 0 |
| | | | | | | | | | | OPPONENTS | | | | | 82 | 3309 | 40.4 | 57 | 1 |

| PASSING | | Att. | Comp. | Pct. | Yds | LG | TD | Int | QB |
|-----------------|-----|------|-------|------|-----|----|----|-------|----|
| Brodie, John | 378 | 223 | 59.0 | 2941 | 79 | 24 | 10 | 94.8 | |
| Spurrer, Steve | 4 | 3 | 75.0 | 49 | 26 | 1 | 0 | 155.2 | |
| Isebarger, John | 1 | 0 | 0.0 | 0 | 0 | 0 | 0 | 39.6 | |
| 49ERS | 383 | 226 | 59.0 | 2990 | 79 | 25 | 10 | 94.7 | |
| OPPONENTS | 384 | 185 | 48.2 | 2434 | 69 | 19 | 22 | 61.3 | |

| | TOUCHDOWNS | | | TDs by Returns | | | | PAT | | Field Goals | | | Total Pts | |
|------------------|------------|------|------|----------------|-----|----|-----|------|-----|-------------|-----|-----|-----------|-----|
| | Total | Rush | Pass | Int | Fmb | KO | FGA | Punt | Att | Con | Att | Con | | Saf |
| Gossett, Bruce | | | | | | | | | 41 | 39 | 31 | 21 | | 102 |
| Washington, Gene | 12 | | 12 | | | | | | | | | | | 72 |
| Willard, Ken | 10 | 7 | 3 | | | | | | | | | | | 60 |
| Cunningham, Doug | 3 | | 3 | | | | | | | | | | | 18 |
| Thomas, Jimmy | 3 | | 3 | | | | | | | | | | | 18 |
| Brodie, John | 2 | 2 | | | | | | | | | | | | 12 |
| Tucker, Bill | 2 | 1 | 1 | | | | | | | | | | | 12 |
| Windsor, Bob | 2 | | 2 | | | | | | | | | | | 12 |
| Witcher, Dick | 2 | | 2 | | | | | | | | | | | 12 |
| Johanson, Jimmy | 1 | | | 1 | | | | | | | | | | 8 |
| Isebarger, John | 1 | | 1 | | | | | | | | | | | 6 |
| Kwalick, Ted | 1 | | 1 | | | | | | | | | | | 6 |
| Phillips, Mel | 1 | | | 1 | | | | | | | | | | 6 |
| Taylor, Bruce | 1 | | | | | 1 | | | | | | | | 6 |
| Randolph, Alvin | | | | | | | | | | | | | | 2 |
| 49ERS | 41 | 13 | 25 | 2 | 0 | 0 | 1 | 0 | 41 | 39 | 31 | 21 | 2 | 352 |
| OPPONENTS | 32 | 12 | 19 | 0 | 1 | 0 | 0 | 0 | 32 | 30 | 24 | 15 | 0 | 267 |

1970 Team Statistics

| TOTAL FIRST DOWNS | | 49ers | Opp. | KICKOFF RETURNS | | 49 | 58 |
|-----------------------------|--|-------|------|------------------------------|--|------|------|
| By Rushing | | 237 | 213 | Total Yards Returned | | 967 | 1362 |
| By Passing | | 86 | 81 | Average Length of Return | | 19.7 | 23.5 |
| By Penalties | | 125 | 110 | PENALTIES | | | |
| TOTAL NET YARDS | | 26 | 22 | Yards Penalized | | 88 | 87 |
| Net Yards Rushing | | 4503 | 3972 | FUMBLES | | | |
| Net Yards Passing | | 1580 | 1799 | Own Fumbles Recovered | | 24 | 35 |
| TOTAL PLAYS FROM SCRIMMAGE | | 2923 | 2173 | Opponents' Fumbles Recovered | | 9 | 15 |
| Rushes | | 862 | 839 | FIELD GOALS | | | |
| Average Gain Per Rush | | 471 | 425 | Field Goals Attempted | | 31 | 24 |
| FORWARD PASSES ATTEMPTED | | 3.4 | 4.2 | TOTAL POINTS SCORED | | 352 | 267 |
| Number Completed | | 383 | 384 | Touchdowns Scored | | 41 | 32 |
| Per Cent Completed | | 226 | 185 | Touchdowns Rushing | | 13 | 12 |
| Quarterback Sacks | | 59.0 | 48.2 | Touchdowns Passing | | 25 | 19 |
| Yards Lost | | 8 | 30 | Touchdowns Returns | | 3 | 1 |
| Passes Had Intercepted | | 67 | 261 | Extra Points | | 39 | 30 |
| Yards Gained Per Pass | | 10 | 22 | Field Goals | | 21 | 15 |
| Yards Gained Per Completion | | 7.5 | 5.3 | Safeties | | 1 | 0 |
| PUNTS | | 13.2 | 13.2 | | | | |
| Total Yardage of Punts | | 75 | 82 | | | | |
| Average Length | | 2877 | 3309 | | | | |
| | | | 38.4 | 40.4 | | | |



1971 Individual Statistics

| RUSHING | | | | | INTERCEPTIONS | | | | | | | |
|------------------|------------|-------------|-------------|-----------|---------------|-------------------|-----------|-------------|-------------|------------|-----------|----------|
| Att. | Yds. | Avg. | LG | TD | No. | Yds | Avg | LG | TD | | | |
| Willard, Ken | 216 | 855 | 4.0 | 49 | 4 | Taylor, Bruce | 3 | 68 | 22.7 | 49 | 0 | |
| Washington, Vic | 191 | 811 | 4.3 | 42 | 3 | Johnson, Jimmy | 3 | 16 | 5.3 | 10 | 0 | |
| Schreiber, Larry | 34 | 180 | 5.3 | 23 | 0 | Taylor, Roosevelt | 3 | 13 | 4.3 | 13 | 0 | |
| Cunningham, Doug | 25 | 98 | 3.9 | 14 | 1 | Fuller, Johnny | 2 | 57 | 28.5 | 57 | 0 | |
| Kwalick, Ted | 6 | 62 | 10.3 | 28 | 0 | Simpson, Mike | 1 | 15 | 15.0 | 15 | 0 | |
| Brodie, John | 14 | 45 | 3.2 | 12 | 3 | Vanderbundt, Skip | 1 | 10 | 10.0 | 10 | 0 | |
| Thomas, Jimmy | 3 | 36 | 12.0 | 25 | 1 | Nunley, Frank | 1 | 7 | 7.0 | 7 | 0 | |
| Isebnarger, John | 5 | 34 | 6.8 | 22 | 0 | 49ERS | 14 | 186 | 13.3 | 57 | 0 | |
| Windsor, Bob | 1 | 21 | 21.0 | 21 | 0 | OPPONENTS | 24 | 385 | 16.0 | 39 | 1 | |
| Spurrier, Steve | 1 | 2 | 2.0 | 2 | 0 | KICKOFF RETURNS | | | | | | |
| McCann, Jim | 2 | -15 | -7.5 | -6 | 0 | No. | Yds | Avg | LG | TD | | |
| 49ERS | 498 | 2129 | 4.3 | 49 | 12 | Washington, Vic | 33 | 858 | 26.0 | 74 | 0 | |
| OPPONENTS | 408 | 1668 | 4.1 | 64 | 4 | Cunningham, Doug | 6 | 121 | 20.2 | 27 | 0 | |
| RECEIVING | | | | | PUNT RETURNS | | | | | | | |
| No. | Yds. | Avg | LG | TD | No. | FC | Yds | Avg | LG | TD | | |
| Kwalick, Ted | 52 | 664 | 12.8 | 42 | 5 | Taylor, Bruce | 34 | 10 | 235 | 6.9 | 38 | 0 |
| Washington, Gene | 46 | 884 | 19.2 | 71 | 4 | Fuller, Johnny | 3 | 2 | 31 | 10.3 | 13 | 0 |
| Washington, Vic | 36 | 317 | 8.8 | 40 | 4 | Riley, Preston | 1 | 0 | 2 | 2.0 | 2 | 0 |
| Willard, Ken | 27 | 202 | 7.5 | 33 | 1 | Vanderbundt, Skip | 1 | 0 | 0 | 0.0 | 0 | 0 |
| Cunningham, Doug | 19 | 188 | 9.9 | 28 | 0 | 49ERS | 39 | 12 | 268 | 6.9 | 38 | 0 |
| Witcher, Dick | 18 | 250 | 13.9 | 50 | 3 | OPPONENTS | 19 | 17 | 44 | 2.3 | 10 | 0 |
| Schreiber, Larry | 3 | 79 | 26.3 | 46 | 1 | PUNTING | | | | | | |
| Riley, Preston | 3 | 39 | 13.0 | 24 | 0 | No. | Yds | Avg | LG | Bk | | |
| Thomas, Jimmy | 3 | 33 | 11.0 | 14 | 0 | McCann, Jim | 49 | 1897 | 38.7 | 54 | 1 | |
| Windsor, Bob | 2 | 32 | 16.0 | 30 | 0 | Spurrier, Steve | 2 | 77 | 38.5 | 40 | 0 | |
| 49ERS | 209 | 2688 | 12.9 | 71 | 18 | 49ERS | 51 | 1974 | 38.7 | 54 | 1 | |
| OPPONENTS | 152 | 2309 | 15.2 | 61 | 17 | OPPONENTS | 73 | 2898 | 39.7 | 60 | 0 | |

| PASSING | Att. | Comp. | Pct. | Yds | LG | TD | Int | QB |
|------------------|------------|------------|-------------|-------------|-----------|-----------|-----------|-------------|
| Brodie, John | 387 | 208 | 53.8 | 2642 | 71 | 18 | 24 | 65.0 |
| Spurrier, Steve | 4 | 1 | 25.0 | 46 | 46 | 0 | 0 | 75.0 |
| 49ERS | 391 | 209 | 53.5 | 2688 | 71 | 18 | 24 | 65.0 |
| OPPONENTS | 341 | 152 | 44.6 | 2309 | 61 | 17 | 14 | 67.0 |

| SCORING | TOUCHDOWNS | | | TDs by Returns | | | | PAT | | Field Goals | | | Total Pts | |
|------------------|------------|-----------|-----------|----------------|----------|----------|----------|----------|-----------|-------------|-----------|-----------|-----------|------------|
| | Total | Rush | Pass | Int | Fmb | KO | FGA | Punt | Att | Con | Att | Con | | Saf |
| Gossett, Bruce | | | | | | | | | 32 | 32 | 36 | 23 | | 61 |
| Washington, Vic | 7 | 3 | 4 | | | | | | | | | | | 42 |
| Kwalick, Ted | 5 | | 5 | | | | | | | | | | | 30 |
| Willard, Ken | 5 | 4 | 1 | | | | | | | | | | | 30 |
| Washington, Gene | 4 | | 4 | | | | | | | | | | | 24 |
| Brodie, John | 3 | | 3 | | | | | | | | | | | 18 |
| Witcher, Dick | 3 | | 3 | | | | | | | | | | | 18 |
| Schreiber, Larry | 1 | | 1 | | | | | | | | | | | 7 |
| Blue, Forrest | 1 | | | | 1 | | | | | | | | | 6 |
| Cunningham, Doug | 1 | 1 | | | | | | | | | | | | 6 |
| Hart, Tommy | 1 | | | | 1 | | | | | | | | | 6 |
| Taylor, Bruce | 1 | | | | | | | | | | | | | 6 |
| Thomas, Jimmy | 1 | 1 | | | | | | | | | | | | 6 |
| 49ERS | 33 | 12 | 18 | 0 | 2 | 0 | 1 | 0 | 33 | 33 | 36 | 23 | 0 | 300 |
| OPPONENTS | 23 | 4 | 17 | 1 | 1 | 0 | 0 | 0 | 23 | 21 | 33 | 19 | 0 | 216 |

1971 Team Statistics

| | | | | | |
|-----------------------------------|-------|------|------------------------------|------|------|
| TOTAL FIRST DOWNS | 49ers | Opp. | KICKOFF RETURNS | 85 | 61 |
| By Rushing | 257 | 199 | Total Yards Returned | 1653 | 1467 |
| By Passing | 113 | 80 | Average Length of Return | 19.5 | 24.1 |
| By Penalties | 122 | 96 | PENALTIES | 88 | 75 |
| TOTAL NET YARDS | 4706 | 3679 | Yards Penalized | 961 | 610 |
| Net Yards Rushing | 2129 | 1668 | FUMBLES | 33 | 31 |
| Net Yards Passing | 2577 | 2011 | Own Fumbles Recovered | 15 | 15 |
| TOTAL PLAYS FROM SCRIMMAGE | 900 | 787 | Opponents' Fumbles Recovered | 15 | 18 |
| Rushes | 498 | 408 | FIELD GOALS | 23 | 19 |
| Average Gain Per Rush | 4.3 | 4.1 | Field Goals Attempted | 36 | 33 |
| FORWARD PASSES ATTEMPTED | 391 | 341 | TOTAL POINTS SCORED | 300 | 216 |
| Number Completed | 209 | 152 | Touchdowns Scored | 33 | 23 |
| Per Cent Completed | 53.5 | 44.6 | Touchdowns Rushing | 12 | 4 |
| Quarterback Sacks | 11 | 38 | Touchdowns Passing | 18 | 17 |
| Yards Lost | 111 | 298 | Touchdowns Returns | 3 | 2 |
| Passes Had Intercepted | 11 | 14 | Extra Points | 33 | 21 |
| Yards Gained Per Pass | 6.4 | 5.3 | Field Goals | 23 | 19 |
| Yards Gained Per Completion | 12.9 | 15.2 | Safeties | 0 | 0 |
| PUNTS | 51 | 73 | | | |
| Total Yardage of Punts | 1974 | 2898 | | | |
| Average Length | 38.7 | 39.7 | | | |



1972 Individual Statistics

| RUSHING | Att. | Yds. | Avg. | LG | TD | | | | | | | | | |
|-----------------------|-------------------|--------------|-------------|-----------------------|------------|-----------|------------|-------------|------------|--------------------|------------|------------|--------------|------------|
| Washington, Vic | 141 | 468 | 3.3 | 33 | 3 | | | | | | | | | |
| Schreiber, Larry | 118 | 420 | 3.6 | 20 | 2 | | | | | | | | | |
| Willard, Ken | 100 | 345 | 3.5 | 23 | 5 | | | | | | | | | |
| Thomas, Jimmy | 52 | 250 | 4.8 | 22 | 1 | | | | | | | | | |
| Spurrer, Steve | 11 | 51 | 4.6 | 15 | 0 | | | | | | | | | |
| Cunningham, Doug | 8 | 32 | 4.0 | 12 | 0 | | | | | | | | | |
| <i>Reed, Joe</i> | 4 | 22 | 5.5 | 22 | 0 | | | | | | | | | |
| Kwalick, Ted | 5 | 11 | 2.2 | 10 | 0 | | | | | | | | | |
| Isenbarger, John | 3 | 9 | 3.0 | 7 | 0 | | | | | | | | | |
| Brodie, John | 3 | 8 | 2.7 | 4 | 1 | | | | | | | | | |
| 49ERS | 445 | 1616 | 3.6 | 33 | 11 | | | | | | | | | |
| OPPONENTS | 446 | 1847 | 4.1 | 68 | 12 | | | | | | | | | |
| RECEIVING | No. | Yds. | Avg | LG | TD | | | | | | | | | |
| Washington, Gene | 46 | 918 | 20.0 | 62t | 12 | | | | | | | | | |
| Washington, Vic | 43 | 393 | 9.1 | 33 | 1 | | | | | | | | | |
| Kwalick, Ted | 40 | 751 | 18.8 | 81t | 9 | | | | | | | | | |
| Schreiber, Larry | 31 | 283 | 9.1 | 64t | 1 | | | | | | | | | |
| Willard, Ken | 24 | 131 | 5.5 | 15 | 1 | | | | | | | | | |
| Thomas, Jimmy | 15 | 148 | 9.9 | 29 | 0 | | | | | | | | | |
| Riley, Preston | 11 | 156 | 14.2 | 28t | 1 | | | | | | | | | |
| Isenbarger, John | 3 | 66 | 22.0 | 33 | 1 | | | | | | | | | |
| Witchee, Dick | 3 | 22 | 7.3 | 17 | 1 | | | | | | | | | |
| <i>Beasley, Terry</i> | 1 | 20 | 20.0 | 20 | 0 | | | | | | | | | |
| 49ERS | 217 | 2888 | 13.3 | 81t | 27 | | | | | | | | | |
| OPPONENTS | 169 | 2582 | 15.3 | 85t | 14 | | | | | | | | | |
| INTERCEPTIONS | No. | Yds | Avg | LG | TD | | | | | | | | | |
| Johnson, Jimmy | 4 | 18 | -4.5 | 15 | 0 | | | | | | | | | |
| Wilcox, Dave | 3 | 12 | 4.0 | 9 | 0 | | | | | | | | | |
| Vanderbundt, Skip | 2 | 58 | 29.0 | 37t | 2 | | | | | | | | | |
| PASSING | Att. | Comp. | Pct. | Yds | LG | TD | Int | QB | | | | | | |
| Spurrer, Steve | 269 | 147 | 54.7 | 1983 | 81t | 18 | 16 | 75.9 | | | | | | |
| Brodie, John | 110 | 70 | 63.6 | 905 | 53 | 9 | 8 | 86.4 | | | | | | |
| Isenbarger, John | 1 | 0 | 0.0 | 0 | 0 | 0 | 0 | 39.6 | | | | | | |
| 49ERS | 380 | 217 | 57.1 | 2888 | 81t | 17 | 24 | 78.7 | | | | | | |
| OPPONENTS | 366 | 169 | 46.2 | 2582 | 85t | 24 | 19 | 61.1 | | | | | | |
| SCORING | TOUCHDOWNS | | | TDs by Returns | | | | PAT | | Field Goals | | | Total | |
| | Total | Rush | Pass | Int | Fmb | KO | FGA | Punt | Att | Con | Att | Con | Saf | Pts |
| Gossett, Bruce | | | | | | | | | 42 | 41 | 29 | 18 | | 95 |
| Washington, Gene | 12 | | 12 | | | | | | | | | | | 72 |
| Kwalick, Ted | 9 | | 9 | | | | | | | | | | | 54 |
| Washington, Vic | 5 | 3 | 1 | | | | 1 | | | | | | | 30 |
| Willard, Ken | 5 | 4 | 1 | | | | | | | | | | | 30 |
| Schreiber, Larry | 3 | 2 | 1 | | | | | | | | | | | 18 |
| Vanderbundt, Skip | 3 | | | 2 | 1 | | | | | | | | | 18 |
| Brodie, John | 1 | 1 | | | | | | | | | | | | 6 |
| Isenbarger, John | 1 | | 1 | | | | | | | | | | | 6 |
| Riley, Preston | 1 | | 1 | | | | | | | | | | | 6 |
| Simpson, Mike | 1 | | | 1 | | | | | | | | | | 6 |
| Thomas, Jimmy | 1 | | | | | | | | | | | | | 6 |
| Witchee, Dick | 1 | | 1 | | | | | | | | | | | 6 |
| 49ERS | 43 | 11 | 27 | 3 | 1 | 1 | 0 | 0 | 42 | 41 | 29 | 18 | 0 | 353 |
| OPPONENTS | 28 | 12 | 14 | 1 | 1 | 0 | 0 | 0 | 28 | 28 | 29 | 17 | 1 | 249 |

1972 Team Statistics

| | | | | | |
|-----------------------------------|--------------|-------------|------------------------------|------|------|
| TOTAL FIRST DOWNS | 49ers | Opp. | KICKOFF RETURNS | 44 | 66 |
| By Rushing | 234 | 221 | Total Yards Returned | 1041 | 1530 |
| By Passing | 87 | 96 | Average Length of Return | 23.7 | 23.2 |
| By Penalties | 129 | 105 | PENALTIES | 73 | 81 |
| By Fumbles | 18 | 20 | Yards Penalized | 664 | 677 |
| TOTAL NET YARDS | 4351 | 4026 | FUMBLES | 30 | 40 |
| Net Yards Rushing | 1616 | 1847 | Own Fumbles Recovered | 17 | 23 |
| Net Yards Passing | 2735 | 2179 | Opponents' Fumbles Recovered | 17 | 13 |
| TOTAL PLAYS FROM SCRIMMAGE | 847 | 858 | FIELD GOALS | 18 | 17 |
| Rushes | 445 | 446 | Field Goals Attempted | 29 | 29 |
| Average Gain Per Rush | 3.6 | 4.1 | TOTAL POINTS SCORED | 353 | 249 |
| FORWARD PASSES ATTEMPTED | 380 | 366 | Touchdowns Scored | 43 | 28 |
| Number Completed | 217 | 169 | Touchdowns Rushing | 11 | 12 |
| Per Cent Completed | 57.1 | 46.2 | Touchdowns Passing | 27 | 14 |
| Quarterback Sacks | 22 | 46 | Touchdowns Returns | 5 | 2 |
| Yards Lost | 153 | 403 | Extra Points | 41 | 28 |
| Passes Had Intercepted | 24 | 19 | Field Goals | 18 | 17 |
| Avg. Net Passing per Game | 195.4 | 155.6 | Safeties | 0 | 1 |
| PUNTS | | | | | |
| Total Yardage of Punts | 64 | 72 | | | |
| Average Length | 2542 | 3123 | | | |
| | 39.7 | 43.4 | | | |



1973 Individual Statistics

| RUSHING | Att. | Yds. | Avg. | LG | TD |
|------------------|------------|-------------|------------|-----------|-----------|
| Washington, Vic | 151 | 534 | 3.5 | 25 | 8 |
| Willard, Ken | 83 | 366 | 4.4 | 33 | 1 |
| Thomas, Jimmy | 56 | 259 | 4.6 | 16 | 1 |
| Cunningham, Doug | 44 | 165 | 3.8 | 12 | 1 |
| Schreiber, Larry | 42 | 163 | 3.9 | 13 | 0 |
| Reed, Joe | 15 | 85 | 7.0 | 20 | 0 |
| Witton, Tom | 1 | 63 | 63.0 | 63 | 0 |
| Kwalick, Ted | 5 | 37 | 7.4 | 20 | 0 |
| Spurrer, Steve | 9 | 32 | 3.6 | 12 | 2 |
| Atkins, Dave | 4 | 19 | 4.8 | 8 | 1 |
| Brodie, John | 5 | 16 | 3.2 | 14 | 1 |
| Jackson, Randy | 6 | 10 | 1.7 | 5 | 0 |
| Isenbarger, John | 1 | -6 | -6.0 | -6 | 0 |
| 49ERS | 422 | 1743 | 4.1 | 63 | 15 |
| OPPONENTS | 513 | 1963 | 3.8 | 37 | 11 |

| RECEIVING | No. | Yds. | Avg. | LG | TD |
|------------------|------------|-------------|-------------|-----------|-----------|
| Kwalick, Ted | 47 | 729 | 15.5 | 48 | 5 |
| Washington, Gene | 37 | 606 | 16.4 | 58 | 2 |
| Abramowicz, Dan | 35 | 442 | 12.6 | 54 | 1 |
| Washington, Vic | 33 | 238 | 7.2 | 20 | 0 |
| Willard, Ken | 22 | 160 | 7.3 | 26 | 1 |
| Thomas, Jimmy | 19 | 157 | 8.3 | 66 | 0 |
| Cunningham, Doug | 15 | 118 | 7.9 | 23 | 0 |
| Schreiber, Larry | 12 | 98 | 8.2 | 31 | 0 |
| Isenbarger, John | 10 | 67 | 6.7 | 18 | 0 |
| Jackson, Randy | 1 | 20 | 20.0 | 20 | 0 |
| Witcher, Dick | 1 | 13 | 13.0 | 13 | 0 |
| Atkins, Dave | 1 | -3 | -3.0 | -3 | 0 |
| 49ERS | 233 | 2645 | 11.4 | 66 | 9 |
| OPPONENTS | 194 | 2591 | 13.4 | 57 | 19 |

| INTERCEPTIONS | No. | Yds | Avg | LG | TD |
|-------------------|-----------|------------|-------------|-----------|----------|
| Taylor, Bruce | 6 | 30 | 5.0 | 22 | 0 |
| Johnson, Jimmy | 4 | 46 | 11.5 | 30 | 0 |
| Wilcox, Dave | 2 | 14 | 7.0 | 10 | 0 |
| Nunley, Frank | 1 | 13 | 13.0 | 13 | 0 |
| Phillips, Mel | 1 | 13 | 13.0 | 13 | 0 |
| Sniadecki, Jim | 1 | 11 | 11.0 | 11 | 0 |
| Vanderbundt, Skip | 1 | 7 | 7.0 | 7 | 0 |
| Hall, Windlan | 1 | 0 | 0.0 | 0 | 0 |
| 49ERS | 17 | 134 | 7.9 | 30 | 0 |
| OPPONENTS | 25 | 379 | 15.2 | 71 | 1 |

| KICKOFF RETURNS | No. | Yds | Avg | LG | TD |
|------------------|-----------|-------------|-------------|-----------|----------|
| Washington, Vic | 24 | 549 | 22.9 | 38 | 0 |
| McGill, Ralph | 17 | 374 | 22.0 | 43 | 0 |
| Cunningham, Doug | 8 | 173 | 21.6 | 35 | 0 |
| Thomas, Jimmy | 5 | 81 | 16.2 | 23 | 0 |
| Atkins, Dave | 3 | 93 | 31.0 | 54 | 0 |
| Olerich, Dave | 2 | 17 | 8.5 | 12 | 0 |
| Hall, Windlan | 1 | 14 | 14.0 | 14 | 0 |
| Simpson, Mike | 1 | 0 | 0.0 | 0 | 0 |
| Sniadecki, Jim | 1 | 0 | 0.0 | 0 | 0 |
| Willard, Ken | 1 | 0 | 0.0 | 0 | 0 |
| 49ERS | 63 | 1301 | 20.7 | 54 | 0 |
| OPPONENTS | 52 | 1151 | 22.1 | 93 | 1 |

| PUNT RETURNS | No. | FC | Yds | Avg | LG | TD |
|------------------|-----------|-----------|------------|-------------|-----------|----------|
| Taylor, Bruce | 15 | 6 | 207 | 13.8 | 61 | 0 |
| McGill, Ralph | 22 | 1 | 186 | 8.5 | 54 | 0 |
| Simpson, Mike | 0 | 4 | 0 | 0.0 | 0 | 0 |
| 49ERS | 37 | 11 | 393 | 10.6 | 61 | 0 |
| OPPONENTS | 46 | 7 | 367 | 8.0 | 43 | 0 |

| PUNTING | No. | Yds | Avg | LG | Bk |
|------------------|-----------|-------------|-------------|-----------|----------|
| Witton, Tom | 79 | 3455 | 43.7 | 62 | 0 |
| 49ERS | 79 | 3455 | 43.7 | 62 | 0 |
| OPPONENTS | 72 | 2977 | 41.4 | 66 | 1 |

| PASSING | Att. | Comp. | Pct. | Yds | LG | TD | Int | QB |
|------------------|------------|------------|-------------|-------------|-----------|-----------|-----------|-------------|
| Spurrer, Steve | 157 | 83 | 52.9 | 882 | 58 | 4 | 7 | 59.5 |
| Brodie, John | 194 | 98 | 50.5 | 1126 | 66 | 3 | 12 | 47.7 |
| Reed, Joe | 114 | 51 | 44.7 | 539 | 38 | 2 | 6 | 43.0 |
| Isenbarger, John | 1 | 1 | 100.0 | 48 | 48 | 0 | 0 | 118.8 |
| 49ERS | 466 | 233 | 50.0 | 2595 | 66 | 9 | 25 | 51.0 |
| OPPONENTS | 383 | 194 | 50.7 | 2591 | 57 | 19 | 17 | 70.5 |

| SCORING | TOUCHDOWNS | | | TDs by Returns | | | | PAT | | Field Goals | | | Total Pts | |
|------------------|------------|-----------|-----------|----------------|----------|----------|----------|----------|-----------|-------------|-----------|-----------|-----------|------------|
| | Total | Rush | Pass | Int | Fmb | KO | FGA | Punt | Att | Con | Att | Con | | Saf |
| Gossett, Bruce | | | | | | | | | 26 | 26 | 33 | 26 | | 104 |
| Washington, Vic | 8 | 8 | | | | | | | | | | | | 48 |
| Kwalick, Ted | 5 | | 5 | | | | | | | | | | | 30 |
| Hall, Windlan | 2 | | | | | | | 1 | | | | | | 12 |
| Spurrer, Steve | 2 | 2 | | | | | | | | | | | | 12 |
| Washington, Gene | 2 | | 2 | | | | | | | | | | | 12 |
| Willard, Ken | 2 | 1 | 1 | | | | | | | | | | | 12 |
| Abramowicz, Dan | 1 | | 1 | | | | | | | | | | | 6 |
| Atkins, David | 1 | 1 | | | | | | | | | | | | 6 |
| Brodie, John | 1 | 1 | | | | | | | | | | | | 6 |
| Cunningham, Doug | 1 | 1 | | | | | | | | | | | | 6 |
| Thomas, Jimmy | 1 | 1 | | | | | | | | | | | | 6 |
| Hardman, Cedrick | | | | | | | | | | | | | 1 | 2 |
| 49ERS | 26 | 15 | 9 | 0 | 1 | 0 | 0 | 0 | 26 | 26 | 33 | 26 | 1 | 262 |
| OPPONENTS | 32 | 11 | 19 | 1 | 0 | 1 | 0 | 0 | 32 | 32 | 45 | 31 | 1 | 319 |

| TOTAL FIRST DOWNS | 49ers | | Opp. | | KICKOFF RETURNS | 63 | 1301 |
|-----------------------------------|-------------|-------------|------|-----|------------------------------|------------|------------|
| | 251 | 242 | 251 | 242 | | | |
| By Rushing | 97 | 112 | | | Total Yards Returned | | 1151 |
| By Passing | 127 | 115 | | | Average Length of Return | 20.7 | 22.1 |
| By Penalties | 27 | 15 | | | PENALTIES | 93 | 77 |
| TOTAL NET YARDS | 4224 | 4329 | | | Yards Penalized | 903 | 754 |
| Net Yards Rushing | 1743 | 1963 | | | FUMBLES | 32 | 23 |
| Net Yards Passing | 2481 | 2366 | | | Own Fumbles Recovered | 18 | 8 |
| TOTAL PLAYS FROM SCRIMMAGE | 915 | 928 | | | Opponents' Fumbles Recovered | 15 | 14 |
| Rushes | 422 | 513 | | | FIELD GOALS | 26 | 31 |
| Average Gain Per Rush | 4.1 | 3.8 | | | Field Goals Attempted | 33 | 45 |
| FORWARD PASSES ATTEMPTED | 466 | 383 | | | TOTAL POINTS SCORED | 262 | 319 |
| Number Completed | 233 | 194 | | | Touchdowns Scored | 26 | 32 |
| Per Cent Completed | 50.0 | 50.7 | | | Touchdowns Rushing | 15 | 11 |
| Quarterback Sacks | 27 | 32 | | | Touchdowns Passing | 9 | 19 |
| Yards Lost | 164 | 225 | | | Touchdowns Returns | 2 | 2 |
| Passes Had Intercepted | 25 | 17 | | | Extra Points | 26 | 32 |
| Avg. Net Passing per Game | 177.2 | 169.0 | | | Field Goals | 26 | 31 |
| PUNTS | 79 | 72 | | | Safeties | 1 | 1 |
| Total Yardage of Punts | 3455 | 2977 | | | | | |
| Average Length | 43.7 | 41.4 | | | | | |

HISTORY



1974 Individual Statistics

| RUSHING | Att. | Yds. | Avg. | LG | TD |
|------------------|------------|-------------|------------|------------|-----------|
| Jackson, Wilbur | 174 | 705 | 4.1 | 64 | 0 |
| Schreiber, Larry | 174 | 634 | 3.6 | 21 | 3 |
| Johnson, Sammy | 44 | 237 | 5.4 | 32 | 2 |
| Williams, Delvin | 36 | 201 | 5.6 | 71t | 3 |
| Reed, Joe | 16 | 107 | 6.7 | 27 | 0 |
| Owen, Tom | 16 | 36 | 2.3 | 7 | 1 |
| Snead, Norm | 1 | 25 | 25.0 | 25 | 0 |
| Moore, Manfred | 10 | 24 | 2.4 | 8 | 1 |
| Wittum, Tom | 1 | 13 | 13.0 | 13 | 0 |
| Washington, Gene | 2 | 4 | 2.0 | 7 | 0 |
| Morrison, Dennis | 1 | 0 | 0.0 | 0 | 0 |
| Mitchell, Tom | 1 | -2 | -2.0 | -2 | 0 |
| Beasley, Terry | 1 | -3 | -3.0 | -3 | 0 |
| 49ERS | 447 | 1981 | 4.4 | 71t | 10 |
| OPPONENTS | 503 | 2033 | 4.1 | 33 | 13 |

| RECEIVING | No. | Yds. | Avg | LG | TD |
|------------------|------------|-------------|-------------|------------|-----------|
| Schreiber, Larry | 30 | 217 | 7.2 | 16 | 1 |
| Washington, Gene | 29 | 615 | 21.2 | 58t | 6 |
| Abramowicz, Dan | 25 | 369 | 14.8 | 30 | 1 |
| Jackson, Wilbur | 23 | 190 | 8.3 | 31 | 2 |
| Mitchell, Tom | 19 | 262 | 13.8 | 25 | 0 |
| Beasley, Terry | 17 | 253 | 14.9 | 68t | 3 |
| Kwalick, Ted | 13 | 231 | 17.8 | 36 | 2 |
| Johnson, Sammy | 11 | 106 | 9.6 | 23 | 0 |
| Moore, Manfred | 2 | 29 | 14.5 | 26 | 0 |
| Williams, Delvin | 1 | 9 | 9.0 | 9 | 0 |
| 49ERS | 170 | 2281 | 13.4 | 68t | 15 |
| OPPONENTS | 178 | 2178 | 12.2 | 64t | 14 |

| INTERCEPTIONS | No. | Yds | Avg | LG | TD |
|-------------------|-----|-----|------|-----|----|
| McGill, Ralph | 5 | 71 | 14.2 | 45 | 0 |
| Nunley, Frank | 4 | 30 | 7.5 | 20 | 0 |
| Johnson, Jimmy | 3 | 50 | 16.7 | 37 | 0 |
| Holmes, Mike | 3 | 26 | 8.7 | 14 | 0 |
| Vanderbundt, Skip | 2 | 22 | 11.0 | 18 | 0 |
| Phillips, Mel | 1 | 27 | 27.0 | 27 | 0 |
| Wilcox, Dave | 1 | 21 | 21.0 | 21t | 1 |
| Taylor, Bruce | 1 | 0 | 0.0 | 0 | 0 |

| | | | | | |
|------------------|-----------|------------|-------------|-----------|----------|
| 49ERS | 20 | 247 | 12.4 | 45 | 1 |
| OPPONENTS | 28 | 409 | 14.6 | 55 | 1 |

| KICKOFF RETURNS | No. | Yds | Avg | LG | TD |
|------------------|-----------|-------------|-------------|-----------|----------|
| Holmes, Mike | 25 | 612 | 24.5 | 58 | 0 |
| Moore, Manfred | 18 | 398 | 22.1 | 51 | 0 |
| Johnson, Wilbur | 5 | 103 | 20.6 | 30 | 0 |
| Johnson, Sammy | 2 | 31 | 15.5 | 17 | 0 |
| West, Robert | 1 | 0 | 0.0 | 0 | 0 |
| 49ERS | 51 | 1144 | 22.4 | 58 | 2 |
| OPPONENTS | 51 | 1099 | 21.6 | 59 | 0 |

| PUNT RETURNS | No. | FC | Yds | Avg | LG | TD |
|------------------|-----------|----------|------------|-------------|------------|----------|
| McGill, Ralph | 20 | 3 | 166 | 8.3 | 47 | 0 |
| Moore, Manfred | 5 | 0 | 149 | 29.8 | 88t | 1 |
| Holmes, Mike | 9 | 0 | 45 | 5.0 | 22 | 0 |
| Taylor, Bruce | 10 | 2 | 38 | 3.8 | 21 | 0 |
| 49ERS | 44 | 5 | 398 | 9.1 | 88t | 1 |
| OPPONENTS | 46 | 2 | 491 | 10.7 | 45 | 0 |

| PUNTING | No. | Yds | Avg | LG | Bk |
|------------------|-----------|-------------|-------------|-----------|----------|
| Wittum, Tom | 68 | 2800 | 41.2 | 67 | 1 |
| Gossett, Bruce | 2 | 56 | 28.0 | 31 | 0 |
| 49ERS | 70 | 2856 | 40.8 | 67 | 1 |
| OPPONENTS | 74 | 2922 | 39.5 | 61 | 0 |

| PASSING | Att. | Comp. | Pct. | Yds | LG | TD | Int | QB |
|------------------|------------|------------|-------------|-------------|------------|-----------|-----------|-------------|
| Owen, Tom | 184 | 88 | 47.8 | 1327 | 68t | 10 | 15 | 56.1 |
| Morrison, Dennis | 51 | 21 | 41.2 | 227 | 26 | 1 | 5 | 21.9 |
| Reed, Joe | 74 | 29 | 39.2 | 316 | 58t | 2 | 7 | 22.1 |
| Snead, Norm | 48 | 30 | 62.5 | 368 | 39t | 2 | 1 | 91.3 |
| Abramowicz, Dan | 1 | 1 | 100.0 | 41 | 41 | 0 | 0 | 118.8 |
| Spurrer, Steve | 3 | 1 | 33.3 | 2 | 2 | 0 | 0 | 42.4 |
| 49ERS | 361 | 170 | 47.1 | 2281 | 68t | 15 | 28 | 49.2 |
| OPPONENTS | 339 | 178 | 52.5 | 2178 | 64t | 14 | 20 | 61.8 |

| SCORING | TOUCHDOWNS | | | TDs by Returns | | | | PAT | | Field Goals | | | Total Pts | |
|------------------|------------|-----------|-----------|----------------|----------|----------|----------|----------|-----------|-------------|-----------|-----------|-----------|------------|
| | Total | Rush | Pass | Int | Fmb | KO | FGA | Punt | Att | Con | Att | Con | | Saf |
| Gossett, Bruce | | | | | | | | | 27 | 25 | 24 | 11 | 0 | 58 |
| Washington, Gene | 6 | | 6 | | | | | | | | | | | 36 |
| Schreiber, Larry | 4 | 3 | 1 | | | | | | | | | | | 24 |
| Beasley, Terry | 3 | | 3 | | | | | | | | | | | 18 |
| Williams, Delvin | 3 | 3 | | | | | | | | | | | | 18 |
| Jackson, Wilbur | 2 | | 2 | | | | | | | | | | | 12 |
| Johnson, Sammy | 2 | 2 | | | | | | | | | | | | 12 |
| Kwalick, Ted | 2 | | 2 | | | | | | | | | | | 12 |
| Moore, Manfred | 2 | 1 | | | | | | 1 | | | | | | 12 |
| Abramowicz, Dan | 1 | | 1 | | | | | | | | | | | 6 |
| Belk, Bill | 1 | | | | 1 | | | | | | | | | 6 |
| Owen, Tom | 1 | 1 | | | | | | | | | | | | 6 |
| Wilcox, Dave | 1 | | | | | | | | | | | | | 6 |
| 49ERS | 28 | 10 | 15 | 1 | 1 | 0 | 0 | 1 | 27 | 25 | 24 | 11 | 0 | 226 |
| OPPONENTS | 29 | 13 | 14 | 1 | 1 | 0 | 0 | 0 | 29 | 26 | 19 | 12 | 0 | 236 |

1974 Team Statistics

| TOTAL FIRST DOWNS | 49ers | Opp. | KICKOFF RETURNS | Total Yards Returned | 51 | 51 |
|-----------------------------------|-------------|-------------|------------------------------|----------------------|------|------|
| By Rushing | 101 | 113 | Average Length of Return | 22.4 | 1144 | 1099 |
| By Passing | 104 | 101 | PENALTIES | 63 | 85 | |
| By Penalties | 22 | 18 | Yards Penalized | 606 | 830 | |
| TOTAL NET YARDS | 3988 | 3964 | FUMBLES | 31 | 38 | |
| Net Yards Rushing | 1981 | 2033 | Own Fumbles Recovered | 17 | 18 | |
| Net Yards Passing | 2007 | 1931 | Opponents' Fumbles Recovered | 20 | 14 | |
| TOTAL PLAYS FROM SCRIMMAGE | 873 | 870 | FIELD GOALS | 11 | 12 | |
| Rushes | 477 | 503 | Field Goals Attempted | 24 | 19 | |
| Average Gain Per Rush | 4.4 | 4.0 | TOTAL POINTS SCORED | 226 | 236 | |
| FORWARD PASSES ATTEMPTED | 361 | 339 | Touchdowns Scored | 28 | 29 | |
| Number Completed | 170 | 178 | Touchdowns Rushing | 10 | 13 | |
| Per Cent Completed | 47.1 | 52.5 | Touchdowns Passing | 15 | 14 | |
| Quarterback Sacks | 34 | 28 | Touchdowns Returns | 3 | 2 | |
| Yards Lost | 267 | 247 | Extra Points | 25 | 26 | |
| Passes Had Intercepted | 28 | 20 | Field Goals | 11 | 12 | |
| Avg. Net Passing per Game | 143.4 | 137.9 | Safeties | 0 | 0 | |
| PUNTS | 70 | 74 | | | | |
| Total Yardage of Punts | 2856 | 2922 | | | | |
| Average Length | 40.8 | 39.5 | | | | |



1975 Individual Statistics

| RUSHING | | | | | INTERCEPTIONS | | | | | |
|------------------|------------|-------------|------------|-----------|---------------|------------------|------|------|----|---|
| Att. | Yds. | Avg. | L.G. | TD | No. | Yds. | Avg. | L.G. | TD | |
| Williams, Delvin | 117 | 631 | 5.4 | 52 | 3 | 29 | 9.7 | 15 | 0 | |
| Schreiber, Larry | 134 | 337 | 2.5 | 15 | 5 | 36 | 18.0 | 21 | 0 | |
| Jackson, Wilbur | 78 | 303 | 3.9 | 44 | 0 | 0 | 0.0 | 0 | 0 | |
| Johnson, Sammy | 55 | 185 | 3.4 | 26 | 3 | 37 | 37.0 | 37 | 1 | |
| Spurrer, Steve | 15 | 91 | 6.7 | 14 | 0 | 27 | 27.0 | 27 | 0 | |
| Snead, Norm | 9 | 30 | 3.3 | 10 | 1 | 6 | 6.0 | 6 | 0 | |
| Johnson, Kermit | 4 | 25 | 6.3 | 19 | 0 | 3 | 3.0 | 3 | 0 | |
| Moore, Manfred | 3 | 10 | 3.3 | 4 | 0 | 11 | 138 | 12.6 | 37 | 1 |
| Beasley, Terry | 1 | 5 | 5.0 | 5 | 0 | 19 | 212 | 11.2 | 74 | 0 |
| Owen, Tom | 1 | 1 | 1.0 | 1 | 0 | OPPONENTS | | | | |
| Hayes, Bob | 2 | -2 | -1.0 | -1 | 0 | NO. | | | | |
| Holmes, Mike | 1 | -4 | -4.0 | -4 | 0 | YDS. | | | | |
| Washington, Gene | 1 | -4 | -4.0 | -4 | 0 | AVG. | | | | |
| Wittum, Tom | 1 | -10 | -10.0 | -10 | 0 | L.G. | | | | |
| 49ERS | 422 | 1598 | 3.8 | 52 | 12 | TD | | | | |
| OPPONENTS | 518 | 1829 | 3.5 | 26 | 14 | FC | | | | |

| RECEIVING | | | | | KICKOFF RETURNS | | | | | | | |
|------------------|------------|-------------|-------------|-----------|-----------------|---------------------|-----------|-------------|-------------|-----------|----|---|
| No. | Yds. | Avg. | L.G. | TD | No. | Yds. | Avg. | L.G. | TD | | | |
| Washington, Gene | 44 | 735 | 16.7 | 68 | 26 | 650 | 25.0 | 52 | 0 | | | |
| Schreiber, Larry | 40 | 289 | 7.2 | 20 | 17 | 400 | 23.5 | 41 | 0 | | | |
| Williams, Delvin | 34 | 370 | 10.9 | 30 | 6 | 135 | 22.5 | 27 | 0 | | | |
| Mitchell, Tom | 25 | 366 | 14.6 | 60 | 3 | 4 | 45 | 11.3 | 15 | 0 | | |
| Johnson, Sammy | 23 | 177 | 7.7 | 20 | 0 | 2 | 59 | 29.5 | 44 | 0 | | |
| Beasley, Terry | 20 | 297 | 14.9 | 28 | 0 | 2 | 28 | 14.0 | 14 | 0 | | |
| Jackson, Wilbur | 17 | 128 | 7.5 | 20 | 0 | 1 | 24 | 24.0 | 24 | 0 | | |
| Holmes, Mike | 16 | 220 | 13.8 | 25 | 1 | 1 | 18 | 18.0 | 18 | 0 | | |
| Hayes, Bob | 6 | 119 | 19.8 | 36 | 0 | 1 | 13 | 13.0 | 13 | 0 | | |
| Larson, Bill | 5 | 64 | 12.8 | 24 | 0 | 49ERS | 60 | 1372 | 22.9 | 52 | | |
| Wittum, Tom | 2 | 29 | 14.5 | 18 | 0 | OPPONENTS | 48 | 1061 | 22.1 | 50 | | |
| Moore, Manfred | 1 | 11 | 11.0 | 11 | 0 | PUNT RETURNS | | | | | | |
| Fahnhorst, Keith | 1 | 1 | 1.0 | 1 | 0 | No. | FC | Yds. | Avg. | L.G. | TD | |
| 49ERS | 234 | 2806 | 12.0 | 68 | 15 | Taylor, Bruce | 16 | 1 | 166 | 10.4 | 66 | 0 |
| OPPONENTS | 228 | 2521 | 11.1 | 65 | 15 | Moore, Manfred | 16 | 0 | 160 | 10.0 | 17 | 0 |

| PASSING | | | | | PUNTING | | | | | | | |
|------------------|------------|------------|-------------|-------------|-----------|-----------|-------------|------------------|------|------|------|------|
| Att. | Comp. | Pct. | Yds. | L.G. | TD | Int. | QB | No. | Yds. | Avg. | L.G. | Blk. |
| Snead, Norm | 189 | 108 | 57.1 | 1337 | 60 | 9 | 10 | 67 | 2804 | 41.9 | 64 | 3 |
| Spurrer, Steve | 207 | 102 | 49.3 | 68 | 5 | 7 | 60.3 | 67 | 2804 | 41.9 | 64 | 3 |
| Owens, Tom | 51 | 24 | 47.1 | 318 | 24 | 1 | 57.5 | 67 | 2804 | 41.9 | 64 | 3 |
| Johnson, Sammy | 2 | 0 | 0.0 | 0 | 0 | 0 | 39.6 | 84 | 3536 | 42.1 | 56 | 3 |
| Washington, Gene | 1 | 0 | 0.0 | 0 | 0 | 0 | 39.6 | OPPONENTS | | | | |
| 49ERS | 450 | 234 | 52.0 | 2806 | 68 | 15 | 64.9 | | | | | |
| OPPONENTS | 411 | 228 | 55.5 | 2521 | 63 | 15 | 74.9 | | | | | |

| TOUCHDOWNS | | | | | | | | | | | | | | |
|-------------------|-----------|-----------|------------|----------|----------|----------|----------|----------|-------------|-----------|-----------|-----------|----------|------------|
| Total | | | By Returns | | | | PAT | | Field Goals | | | Total | | |
| Rush | Pass | | Int | Fmb | KO | FGA | Punt | Att | Con | Att | Con | Saf | Pts | |
| Mike-Mayer, Steve | | | | | | | | 31 | 27 | 28 | 14 | 0 | 69 | |
| Washington, Gene | 9 | 9 | | | | | | | | | | | 54 | |
| Schreiber, Larry | 6 | 5 | 1 | | | | | | | | | | 36 | |
| Williams, Delvin | 4 | 3 | 1 | | | | | | | | | | 24 | |
| Johnson, Sammy | 3 | 3 | | | | | | | | | | | 18 | |
| Mitchell, Tom | 3 | 3 | | | | | | | | | | | 18 | |
| Allen, Nate | 1 | | | 1 | | | | | | | | | 6 | |
| Hart, Tommy | 1 | | | | 1 | | | | | | | | 6 | |
| Holmes, Mike | 1 | 1 | | | | | | | | | | | 6 | |
| McGill, Ralph | 1 | | | | 1 | | | | | | | | 6 | |
| Snead, Norm | 1 | | | | | | | | | | | | 6 | |
| Washington, Dave* | 1 | | | | | | 1 | | | | | | 6 | |
| 49ERS | 31 | 12 | 15 | 1 | 2 | 0 | 0 | 1 | 31 | 27 | 28 | 14 | 0 | 255 |
| OPPONENTS | 34 | 14 | 15 | 0 | 4 | 0 | 0 | 1 | 34 | 31 | 22 | 17 | 0 | 286 |

| SCORING | | | | | | | | | | | | |
|-----------------|--|--|--|--|--|--|--|--|--|--|--|--|
| *ret. blkd punt | | | | | | | | | | | | |

1975 Team Statistics

| TOTAL FIRST DOWNS | | KICKOFF RETURNS | |
|-----------------------------------|-------------|------------------------------|-----------|
| 49ers | Opp. | Total Yards Returned | 60 |
| By Rushing | 240 | Average Length of Return | 48 |
| By Passing | 86 | | 1372 |
| By Penalties | 133 | | 22.9 |
| TOTAL NET YARDS | 4158 | PENALTIES | 89 |
| Net Yards Rushing | 1598 | Yards Penalized | 702 |
| Net Yards Passing | 2560 | FUMBLES | 44 |
| TOTAL PLAYS FROM SCRIMMAGE | 905 | Own Fumbles Recovered | 34 |
| Rushes | -422 | Opponents' Fumbles Recovered | 19 |
| Average Gain Per Rush | 3.8 | FIELD GOALS | 16 |
| FORWARD PASSES ATTEMPTED | 450 | Field Goals Attempted | 14 |
| Number Completed | 234 | TOTAL POINTS SCORED | 28 |
| Per Cent Completed | 52.0 | Touchdowns Scored | 255 |
| Quarterback Sacks | 33 | Touchdowns Rushing | 31 |
| Yards Lost | 246 | Touchdowns Passing | 12 |
| Passes Had Intercepted | 19 | Touchdowns Returns | 15 |
| Avg. Net Passing per Game | 114.1 | Extra Points | 4 |
| PUNTS | 67 | Field Goals | 27 |
| Total Yardage of Punts | 2804 | Safeties | 14 |
| Average Length | 41.9 | | 0 |



1976 Individual Statistics

| RUSHING | | | | | | INTERCEPTIONS | | | | | | |
|------------------|------------|-------------|-------------|------------|-----------|-------------------|------------|-------------|-------------|------------|-----------|----------|
| | Att. | Yds. | Avg. | LG | TD | | No. | Yds | Avg | LG | TD | |
| Williams, Delvin | 248 | 1203 | 4.9 | 80t | 7 | Rhodes, Bruce | 3 | 42 | 14.0 | 30 | 0 | |
| Jackson, Wilbur | 200 | 792 | 4.0 | 24 | 1 | Phillips, Mel | 2 | 14 | 7.0 | 14 | 0 | |
| Johnson, Kermit | 32 | 99 | 3.1 | 16 | 1 | Vanderbundt, Skip | 2 | 8 | 4.0 | 8 | 0 | |
| Plunkett, Jim | 19 | 95 | 5.0 | 12 | 0 | Johnson, Jimmy | 1 | 17 | 17.0 | 17 | 0 | |
| Hoyer, Paul | 18 | 74 | 4.1 | 17 | 0 | Nunley, Frank | 1 | 12 | 12.0 | 12 | 0 | |
| Bull, Scott | 15 | 66 | 4.4 | 18 | 2 | 49ERS | 9 | 93 | 10.3 | 30 | 0 | |
| Johnson, Sammy | 24 | 52 | 2.2 | 12 | 2 | OPPONENTS | 21 | 253 | 12.1 | 43 | 2 | |
| Ferrell, Bob | 9 | 28 | 3.1 | 11 | 1 | KICKOFF RETURNS | | | | | | |
| Domres, Marty | 4 | 18 | 4.5 | 8 | 0 | | No. | Yds | Avg | LG | TD | |
| Lash, Jim | 3 | 15 | 5.0 | 8 | 0 | Leonard, Anthony | 26 | 553 | 21.3 | 39 | 0 | |
| McGee, Willie | 3 | 12 | 4.0 | 19 | 0 | Hoyer, Paul | 5 | 91 | 18.2 | 23 | 0 | |
| Washington, Gene | 1 | 3 | 3.0 | 3 | 0 | Johnson, Kermit | 4 | 114 | 28.5 | 40 | 0 | |
| 49ERS | 576 | 2447 | 4.3 | 80t | 14 | Mitchell, Tom | 2 | 7 | 3.5 | 7 | 0 | |
| OPPONENTS | 487 | 1786 | 3.7 | 29 | 10 | Ferrell, Bob | 1 | 12 | 12.0 | 12 | 0 | |
| RECEIVING | | | | | | 49ERS | | | | | | |
| | No. | Yds. | Avg | LG | TD | | No. | Yds | Avg | LG | TD | |
| Washington, Gene | 33 | 457 | 13.9 | 55t | 6 | OPPONENTS | 46 | 924 | 20.1 | 38 | 0 | |
| Jackson, Wilbur | 33 | 324 | 9.8 | 32 | 1 | PUNT RETURNS | | | | | | |
| Williams, Delvin | 27 | 283 | 10.5 | 85t | 2 | | No. | FC | Yds | Avg | LG | TD |
| Mitchell, Tom | 20 | 240 | 12.0 | 27 | 1 | Rhodes, Bruce | 16 | 2 | 142 | 8.9 | 22 | 0 |
| McGee, Willie | 13 | 269 | 20.7 | 52t | 4 | Leonard, Anthony | 35 | 5 | 293 | 8.4 | 60 | 1 |
| Lash, Jim | 13 | 190 | 14.6 | 43 | 0 | McGill, Ralph | 10 | 1 | 103 | 10.3 | 50 | 1 |
| Johnson, Sammy | 5 | 52 | 10.4 | 24 | 0 | Taylor, Bruce | 3 | 1 | 16 | 5.3 | 11 | 0 |
| Hoyer, Paul | 4 | 45 | 11.3 | 13t | 1 | Rivera, Steve | 1 | 0 | 3 | 3.0 | 3 | 0 |
| Harrison, Ken | 3 | 65 | 21.7 | 41 | 0 | 49ERS | 65 | 9 | 557 | 8.6 | 60 | 2 |
| Johnson, Kermit | 1 | 11 | 11.0 | 11 | 0 | OPPONENTS | 52 | 2 | 351 | 6.8 | 25 | 0 |
| Obradovich, Jim | 1 | 11 | 11.0 | 11 | 0 | PUNTING | | | | | | |
| Ferrell, Bob | 1 | 9 | 9.0 | 9 | 0 | | No. | Yds | Avg | LG | BK | |
| Rivera, Steve | 1 | 7 | 7.0 | 7 | 0 | Wittum, Tom | 91 | 3634 | 39.9 | 68 | 2 | |
| 49ERS | 155 | 1963 | 12.7 | 85t | 15 | 49ERS | 91 | 3634 | 39.9 | 68 | 2 | |
| OPPONENTS | 180 | 2349 | 13.1 | 77t | 13 | OPPONENTS | 108 | 4327 | 40.1 | 72 | 2 | |

| PASSING | | | | | | | | | | |
|------------------|------------|------------|-------------|-------------|------------|-----------|-----------|-------------|--|--|
| | Att. | Comp. | Pct. | Yds | LG | TD | Int | QB | | |
| Plunkett, Jim | 243 | 126 | 51.9 | 1592 | 85t | 13 | 16 | 63.0 | | |
| Domres, Marty | 14 | 7 | 50.0 | 101 | 41 | 0 | 1 | 44.0 | | |
| Bull, Scott | 48 | 21 | 43.8 | 252 | 30 | 2 | 4 | 36.6 | | |
| Williams, Delvin | 1 | 1 | 100.0 | 18 | 18 | 0 | 0 | 118.8 | | |
| 49ERS | 306 | 155 | 50.7 | 1963 | 85t | 15 | 21 | 58.8 | | |
| OPPONENTS | 374 | 180 | 48.1 | 2249 | 77t | 13 | 9 | 68.8 | | |

| SCORING | TOUCHDOWNS | | | TDs by Returns | | | | PAT | | Field Goals | | Total Pts | | |
|-------------------|------------|-----------|-----------|----------------|----------|----------|----------|----------|-----------|-------------|-----------|-----------|----------|------------|
| | Total | Rush | Pass | Int | Fmbh | KO | FGA | Punt | Att | Con | Att | | Con | |
| Mike-Mayer, Steve | | | | | | | | | 30 | 26 | 28 | 16 | 2 | 74 |
| Williams, Delvin | 9 | 7 | 2 | | | | | | | | | | | 54 |
| Washington, Gene | 6 | | 6 | | | | | | | | | | | 36 |
| McGee, Willie | 4 | | 4 | | | | | | | | | | | 24 |
| Bull, Scott | 2 | 2 | | | | | | | | | | | | 12 |
| Jackson, Wilbur | 2 | 1 | 1 | | | | | | | | | | | 12 |
| Johnson, Sammy | 2 | 2 | | | | | | | | | | | | 12 |
| Elam, Cleveland | 1 | | | | 1 | | | | | | | | | 6 |
| Ferrell, Bob | 1 | 1 | | | | | | | | | | | | 6 |
| Hoyer, Paul | 1 | | 1 | | | | | | | | | | | 6 |
| Johnson, Kermit | 1 | 1 | | | | | | | | | | | | 6 |
| Leonard, Anthony | 1 | | | | | | | 1 | | | | | | 6 |
| McGill, Ralph | 1 | | | | | | | | | | | | | 6 |
| Mitchell, Tom | 1 | | 1 | | | | | | | | | | | 6 |
| Hart, Tommy | | | | | | | | | | | | | | 2 |
| Team | | | | | | | | | | | | | | 1 |
| 49ERS | 32 | 14 | 15 | 0 | 1 | 0 | 0 | 2 | 30 | 26 | 28 | 16 | 2 | 270 |
| OPPONENTS | 25 | 10 | 13 | 2 | 0 | 0 | 0 | 0 | 24 | 20 | 21 | 6 | 0 | 190 |

1976 Team Statistics

| TOTAL FIRST DOWNS | | 49ers | Opp. | KICKOFF RETURNS | |
|-----------------------------------|--|-------------|-------------|------------------------------|------------|
| | | 242 | 218 | Total Yards Returned | 38 |
| By Rushing | | 131 | 94 | Average Length of Return | 777 |
| By Penalties | | 91 | 102 | | 924 |
| By Fumbles | | 20 | 22 | PENALTIES | 102 |
| TOTAL NET YARDS | | 4085 | 3562 | Yards Penalized | 848 |
| Net Yards Rushing | | 2447 | 1786 | FUMBLES | 30 |
| Net Yards Passing | | 1638 | 1776 | Own Fumbles Recovered | 18 |
| TOTAL PLAYS FROM SCRIMMAGE | | 916 | 922 | Opponents' Fumbles Recovered | 10 |
| Rushes | | 576 | 487 | FIELD GOALS | 16 |
| Average Gain Per Rush | | 4.3 | 3.7 | Field Goals Attempted | 28 |
| FORWARD PASSES ATTEMPTED | | 306 | 374 | TOTAL POINTS SCORED | 270 |
| Number Completed | | 155 | 180 | Touchdowns Scored | 32 |
| Per Cent Completed | | 50.7 | 48.1 | Touchdowns Rushing | 14 |
| Quarterback Sacks | | 34 | 61 | Touchdowns Passing | 15 |
| Yards Lost | | 325 | 573 | Touchdowns Returns | 3 |
| Passes Had Intercepted | | 21 | 9 | Extra Points | 26 |
| Avg. Net Passing per Game | | 117.0 | 126.9 | Field Goals | 16 |
| PUNTS | | 91 | 108 | Safeties | 2 |
| Total Yardage of Punts | | 3634 | 4327 | | |
| Average Length | | 39.9 | 40.1 | | |



1977 Individual Statistics

| RUSHING | | | | | RECEIVING | | | | | | | |
|------------------|------------|-------------|-------------|------------|-----------|-------------------|-----------|-------------|-------------|------------|-----------|----------|
| Att. | Yds. | Avg. | L.G. | TD | No. | Yds. | Avg. | L.G. | TD | | | |
| Williams, Delvin | 268 | 931 | 3.5 | 40 | 7 | Harper, Willie | 1 | 6 | 6.0 | 6 | 0 | |
| Jackson, Wilbur | 179 | 780 | 4.4 | 80 | 7 | Vanderbundt, Skip | 1 | 6 | 6.0 | 6 | 0 | |
| Ferrell, Bob | 41 | 160 | 3.9 | 12 | 1 | Leonard, Anthony | 1 | 0 | 0.0 | 0 | 0 | |
| Hofer, Paul | 34 | 106 | 3.1 | 10 | 0 | 49ERS | 8 | 133 | 16.6 | 50 | 0 | |
| Plunkett, Jim | 28 | 71 | 2.5 | 9 | 1 | OPPONENTS | 17 | 298 | 17.5 | 42 | 1 | |
| Bull, Scott | 5 | 20 | 4.0 | 8 | 0 | KICKOFF RETURNS | | | | | | |
| Harrison, Kenny | 6 | 15 | 2.5 | 15 | 0 | No. | Yds. | Avg. | L.G. | TD | | |
| Williams, Dave | 2 | 6 | 3.0 | 6 | 0 | Hofer, Paul | 36 | 871 | 24.2 | 48 | 0 | |
| McGee, Willie | 1 | -3 | -3.0 | -3 | 0 | Williams, Delvin | 4 | 122 | 30.5 | 80 | 1 | |
| 49ERS | 564 | 2086 | 3.7 | 80 | 16 | Jennings, Rick | 3 | 60 | 20.0 | 24 | 0 | |
| OPPONENTS | 551 | 1869 | 3.4 | 42 | 16 | Ferrell, Bob | 3 | 35 | 11.7 | 17 | 0 | |
| PASSING | | | | | PUNTING | | | | | | | |
| Att. | Yds. | Avg. | L.G. | TD | No. | Yds. | Avg. | L.G. | Blk | | | |
| Washington, Gene | 32 | 638 | 19.9 | 47t | 5 | Wittum, Tom | 80 | 2801 | 35.0 | 54 | 3 | |
| Jackson, Wilbur | 22 | 169 | 7.7 | 24 | 0 | 49ERS | 80 | 2801 | 35.0 | 54 | 3 | |
| Williams, Dave | 20 | 179 | 9.0 | 17 | 2 | OPPONENTS | 86 | 3228 | 37.5 | 62 | 3 | |
| Mitchell, Tom | 19 | 226 | 11.9 | 31 | 0 | PUNT RETURNS | | | | | | |
| Harrison, Ken | 15 | 217 | 14.5 | 46 | 1 | No. | FC | Yds | Avg. | L.G. | TD | |
| Seal, Paul | 13 | 230 | 17.7 | 47t | 1 | Leonard, Anthony | 22 | 2 | 154 | 7.0 | 19 | 0 |
| Hofer, Paul | 5 | 46 | 9.2 | 16 | 0 | Black, Stan | 13 | 1 | 38 | 2.9 | 11 | 0 |
| Lash, Jim | 3 | 22 | 7.3 | 16 | 0 | Jennings, Rick | 7 | 1 | 32 | 4.6 | 13 | 0 |
| McGee, Willie | 2 | 27 | 13.5 | 14 | 0 | Rivera, Steve | 3 | 0 | 7 | 2.3 | 3 | 0 |
| Obradovich, Jim | 2 | 16 | 8.0 | 11 | 0 | Williams, Dave | 1 | 0 | 60 | 60.0 | 60 | 0 |
| Ferrell, Bob | 2 | 12 | 6.0 | 7 | 0 | Elia, Bruce | 1 | 0 | 1 | 1.0 | 1 | 0 |
| Cline, Tony | 1 | 15 | 15.0 | 15 | 0 | Baldassin, Mike | 1 | 1 | 0 | 0.0 | 0 | 0 |
| 49ERS | 136 | 1797 | 13.2 | 47t | 9 | 49ERS | 48 | 5 | 292 | 6.1 | 60 | 0 |
| OPPONENTS | 139 | 1948 | 14.0 | 73t | 14 | OPPONENTS | 47 | 6 | 444 | 9.5 | 63 | 0 |

| INTERCEPTIONS | | | | | | | | | | | |
|------------------|------|------|------|----|-----|------------------|-----------|-------------|-------------|-----------|----------|
| No. | Yds. | Avg. | L.G. | TD | No. | Yds. | Avg. | L.G. | Blk | | |
| Washington, Dave | 2 | 68 | 34.0 | 50 | 0 | Wittum, Tom | 80 | 2801 | 35.0 | 54 | 3 |
| Phillips, Mel | 2 | 23 | 11.5 | 23 | 0 | 49ERS | 80 | 2801 | 35.0 | 54 | 3 |
| McGill, Ralph | 1 | 30 | 30.0 | 30 | 0 | OPPONENTS | 86 | 3228 | 37.5 | 62 | 3 |

| PASSING | | | | | | | | | |
|------------------|------------|------------|-------------|-------------|------------|-----------|-----------|-------------|--|
| Att. | Comp. | Pct. | Yds. | L.G. | TD | Int | QB | | |
| Plunkett, Jim | 248 | 128 | 51.6 | 1693 | 47t | 9 | 14 | 62.1 | |
| Bull, Scott | 24 | 7 | 29.2 | 89 | 26 | 0 | 2 | 7.8 | |
| Wittum, Tom | 3 | 1 | 33.3 | 15 | 15 | 0 | 0 | 50.7 | |
| Harrison, Kenny | 1 | 0 | 0.0 | 0 | 0 | 0 | 0 | 39.6 | |
| Williams, Delvin | 1 | 0 | 0.0 | 0 | 0 | 0 | 1 | 39.6 | |
| 49ERS | 277 | 136 | 49.1 | 1797 | 47t | 9 | 17 | 55.3 | |
| OPPONENTS | 270 | 139 | 51.5 | 1948 | 73t | 14 | 8 | 80.0 | |

| SCORING | | | | | | | | | | | | | | |
|------------------|-----------|-----------|-----------|----------------|----------|----------|----------|----------|-----------|-------------|------------|-----------|----------|------------|
| TOUCHDOWNS | | | | TDs by Returns | | | | PAT | | Field Goals | | Total | | |
| Total | Rush | Pass | | Int | Fmbh | KO | FGA | Att | Con | Att | Con | Pts | | |
| Williams, Delvin | 9 | 7 | 2 | | | | | | | | | 54 | | |
| Werschling, Ray | | | | | | | | 23 | 23 | 17 | 10 | 53 | | |
| Jackson, Wilbur | 7 | 7 | | | | | | | | | | 42 | | |
| Washington, Gene | 5 | | 5 | | | | | | | | | 30 | | |
| Baldassin, Mike* | 1 | | | | | | | | | | | 6 | | |
| Ferrell, Bob | 1 | 1 | | | | | | | | | | 6 | | |
| Harrison, Kenny | 1 | | 1 | | | | | | | | | 6 | | |
| Plunkett, Jim | 1 | 1 | | | | | | | | | | 6 | | |
| Seal, Paul | 1 | | 1 | | | | | | | | | 6 | | |
| Williams, Dave | 1 | | | | | | | | | | | 6 | | |
| Wittum, Tom | | | | | | | | 3 | 2 | 2 | 1 | 5 | | |
| 49ERS | 27 | 16 | 9 | 0 | 0 | 1 | 0 | 1 | 26 | 25 | 19 | 11 | 0 | 220 |
| OPPONENTS | 32 | 16 | 14 | 1 | 0 | 1 | 0 | 0 | 32 | 29 | 222 | 13 | 0 | 260 |

*revrd blkd punt

1977 Team Statistics

| TOTAL FIRST DOWNS | | 49ers | Opp. | KICKOFF RETURNS | |
|-----------------------------------|--|-------|-------|------------------------------|-----------|
| By Rushing | | 219 | 221 | Total Yards Returned | 49 48 |
| By Passing | | 126 | 107 | Average Length of Return | 1174 1025 |
| By Penalties | | 81 | 94 | PENALTIES | |
| TOTAL NET YARDS | | 12 | 20 | Yards Penalized | 830 820 |
| Net Yards Rushing | | 3594 | 3457 | FUMBLES | |
| Net Yards Passing | | 2086 | 1869 | Own Fumbles Recovered | 19 11 |
| TOTAL PLAYS FROM SCRIMMAGE | | 1508 | 1588 | Opponents' Fumbles Recovered | 10 8 |
| Rushes | | 877 | 863 | FIELD GOALS | |
| Average Gain Per Rush | | 364 | 551 | Field Goals Attempted | 19 22 |
| FORWARD PASSES ATTEMPTED | | 3.7 | 3.4 | TOTAL POINTS SCORED | 220 260 |
| Number Completed | | 277 | 270 | Touchdowns Scored | 27 32 |
| Per Cent Completed | | 136 | 139 | Touchdowns Rushing | 16 16 |
| Quarterback Sacks | | 49.1 | 51.5 | Touchdowns Passing | 9 14 |
| Yards Lost | | 36 | 42 | Touchdowns Returns | 2 2 |
| Passes Had Intercepted | | 289 | 360 | Extra Points | 25 29 |
| Avg. Net Passing per Game | | 17 | 8 | Field Goals | 11 13 |
| PUNTS | | 107.7 | 113.4 | Safeties | 0 0 |
| Total Yardage of Punts | | 80 | 86 | | |
| Average Length | | 2801 | 3228 | | |
| | | 35.0 | 37.5 | | |

HISTORY



1979 Individual Statistics

| RUSHING | | | | | INTERCEPTIONS | | | | | | | | |
|------------------|------------|-------------|-------------|------------|---------------|--------------------|-----------|-------------|-------------|------------|-----------|-----------|----------|
| Att. | Yds | Avg. | LG | TD | No. | Yds | Avg | LG | TD | | | | |
| Hofer, Paul | 123 | 615 | 5.0 | 47 | 7 | Hicks, Dwight | 5 | 57 | 11.4 | 29 | 0 | | |
| Simpson, O.J. | 120 | 460 | 3.8 | 22 | 3 | Williams, Gerard | 4 | 38 | 9.5 | 22 | 0 | | |
| Jackson, Wilbur | 114 | 375 | 3.3 | 16 | 2 | Cornelius, Charles | 3 | 54 | 18.0 | 54 | 0 | | |
| Elliott, Lenvil | 33 | 135 | 4.1 | 12 | 3 | Gray, Tim | 1 | 20 | 20.0 | 20 | 0 | | |
| Francis, Phil | 31 | 118 | 3.8 | 16 | 1 | Bunz, Dan | 1 | 2 | 2.0 | 2 | 0 | | |
| Solomon, Freddie | 6 | 85 | 14.2 | 56t | 1 | Morgan, Melvin | 1 | 0 | 0.0 | 13 | 0 | | |
| Owens, James | 8 | 52 | 6.5 | 19 | 0 | 49ERS | 15 | 171 | 11.4 | 54 | 0 | | |
| Ferrell, Bob | 8 | 33 | 4.1 | 8 | 0 | OPPONENTS | 21 | 355 | 16.9 | 91 | 2 | | |
| Hogan, Mike | 9 | 31 | 3.4 | 6 | 0 | KICKOFF RETURNS | | | | | | | |
| Montana, Joe | 3 | 22 | 7.3 | 13 | 0 | No. | Yds | Avg | LG | TD | | | |
| DeBerg, Steve | 17 | 10 | 0.6 | 8 | 0 | Owens, James | 41 | 1002 | 24.4 | 85t | 1 | | |
| Melville, Dan | 3 | 0 | 0.0 | 0 | 0 | Elliott, Lenvil | 9 | 170 | 18.9 | 33 | 0 | | |
| Bruer, Bob | 5 | -4 | -0.8 | 6 | 0 | Hofer, Paul | 8 | 124 | 15.5 | 23 | 0 | | |
| 49ERS | 480 | 1932 | 4.0 | 56t | 17 | Francis, Phil | 7 | 103 | 14.7 | 23 | 0 | | |
| OPPONENTS | 544 | 2213 | 4.1 | 38 | 24 | Ferrell, Bob | 6 | 78 | 13.0 | 18 | 0 | | |
| RECEIVING | | | | | 49ERS | | | | | | | | |
| No. | Yds | Avg | LG | TD | No. | Yds | Avg | LG | TD | | | | |
| Hofer, Paul | 58 | 662 | 11.4 | 44 | 2 | Hicks, Dwight | 2 | 36 | 18.0 | 19 | 0 | | |
| Solomon, Freddie | 57 | 807 | 14.2 | 44t | 7 | Bruer, Bob | 1 | 20 | 20.0 | 20 | 0 | | |
| Jackson, Wilbur | 53 | 422 | 8.0 | 34 | 0 | Barrett, Jean | 1 | 5 | 5.0 | 5 | 0 | | |
| Shumann, Mike | 39 | 452 | 11.6 | 39 | 4 | 49ERS | 75 | 1538 | 20.5 | 85t | 1 | | |
| Francis, Phil | 32 | 198 | 6.2 | 19 | 0 | OPPONENTS | 68 | 1367 | 20.1 | 70 | 0 | | |
| Bruer, Bob | 26 | 254 | 9.8 | 19 | 1 | PUNT RETURNS | | | | | | | |
| MacAfee, Ken | 24 | 266 | 11.1 | 50 | 4 | No. | FC | Yds | Avg | LG | TD | | |
| Elliott, Lenvil | 23 | 197 | 8.6 | 30 | 0 | Solomon, Freddie | 23 | 2 | 142 | 6.2 | 14 | 0 | |
| Clark, Dwight | 18 | 232 | 12.9 | 30 | 0 | Hicks, Dwight | 13 | 3 | 120 | 9.2 | 33 | 0 | |
| Owens, James | 10 | 121 | 12.1 | 17 | 0 | Dungy, Tony | 8 | 3 | 52 | 6.5 | 11 | 0 | |
| Hogan, Mike | 9 | 65 | 7.2 | 17 | 0 | 49ERS | 44 | 8 | 314 | 7.1 | 33 | 0 | |
| Simpson, O.J. | 7 | 46 | 6.6 | 14 | 0 | OPPONENTS | 37 | 7 | 262 | 7.1 | 44 | 0 | |
| Seal, Paul | 3 | 34 | 11.3 | 14 | 0 | PUNTING | | | | | | | |
| Ferrell, Bob | 2 | 4 | 2.0 | 3 | 0 | No. | Yds | Avg | TB | I-20 | LG | BK | |
| 49ERS | 361 | 3760 | 10.4 | 50 | 18 | Melville, Dan | 71 | 2626 | 37.0 | 10 | 15 | 53 | 1 |
| OPPONENTS | 262 | 3407 | 13.0 | 85 | 25 | 49ERS | 72 | 2626 | 36.5 | 10 | 15 | 53 | 1 |
| OPPONENTS | | | | | | OPPONENTS | 74 | 2817 | 38.1 | 6 | 14 | 63 | |

| PASSING | | Att. | Comp. | Pct. | Yds | LG | TD | Int | QB |
|------------------|--|------------|------------|-------------|-------------|-----------|-----------|-----------|-------------|
| DeBerg, Steve | | 578 | 347 | 60.0 | 3652 | 50 | 17 | 21 | 73.1 |
| Montana, Joe | | 23 | 13 | 56.5 | 96 | 18 | 1 | 0 | 81.1 |
| Solomon, Freddie | | 1 | 1 | 100.0 | 12 | 12 | 0 | 0 | 116.7 |
| 49ERS | | 602 | 361 | 60.0 | 3760 | 50 | 18 | 21 | 73.5 |
| OPPONENTS | | 441 | 262 | 59.4 | 3407 | 85 | 25 | 15 | 85.5 |

| SCORING | TOUCHDOWNS | | | TDs by Returns | | | | PAT | | Field Goals | | Total Pts | | |
|------------------|------------|-----------|-----------|----------------|----------|----------|----------|-----------|-----------|-------------|-----------|-----------|----------|------------|
| | Total | Rush | Pass | Int | FmbL | KO | FGA | Punt | Att | Con | Att | | Con | Saf |
| Wersching, Ray | | | | | | | | | 35 | 32 | 24 | 20 | | 92 |
| Hofer, Paul | 9 | 7 | 2 | | | | | | | | | | | 54 |
| Solomon, Freddie | 8 | 1 | 7 | | | | | | | | | | | 48 |
| MacAfee, Ken | 4 | | 4 | | | | | | | | | | | 24 |
| Shumann, Mike | 4 | | 4 | | | | | | | | | | | 24 |
| Elliott, Lenvil | 3 | 3 | | | | | | | | | | | | 18 |
| Simpson, O.J. | 3 | 3 | | | | | | | | | | | | 18 |
| Jackson, Wilbur | 2 | 2 | | | | | | | | | | | | 12 |
| Bruer, Bob | 1 | | 1 | | | | | | | | | | | 6 |
| Francis, Phil | 1 | | 1 | | | | | | | | | | | 6 |
| Owens, James | 1 | | | | | 1 | | | | | | | | 6 |
| 49ERS | 36 | 17 | 18 | 0 | 0 | 1 | 0 | 0 | 35 | 32 | 24 | 20 | 0 | 308 |
| OPPONENTS | 54 | 24 | 25 | 1 | 2 | 0 | 1 | 1* | 54 | 46 | 17 | 14 | 2 | 416 |

*ret. of blkd punt

1979 Team Statistics

| | | | | | |
|-----------------------------------|-------|------|------------------------------|------|------|
| TOTAL FIRST DOWNS | 49ers | Opp. | KICKOFFS | 75 | 68 |
| By Rushing | 336 | 326 | Total Yards Returned | 1538 | 1367 |
| By Passing | 120 | 136 | Average Length of Return | 20.5 | 20.1 |
| By Penalties | 200 | 160 | PENALTIES | 95 | 119 |
| TOTAL YARDS GAINED | 5573 | 5393 | Yards Penalized | 853 | 858 |
| By Rushing | 1932 | 2213 | FUMBLES | 37 | 33 |
| By Passing | 3641 | 3180 | Own Fumbles Recovered | 19 | 15 |
| TOTAL PLAYS FROM SCRIMMAGE | 1099 | 1014 | Opponents' Fumbles Recovered | 18 | 18 |
| Rushes | 480 | 544 | FIELD GOALS | 20 | 14 |
| Average Gain Per Rush | 4.0 | 4.1 | Field Goals Attempted | 24 | 17 |
| NET YARDS PASSING | 3641 | 3180 | TOTAL POINTS SCORED | 308 | 416 |
| Passes Attempted | 602 | 441 | Touchdowns Scored | 36 | 54 |
| Passes Completed | 361 | 262 | Touchdowns Rushing | 17 | 24 |
| Percent Completed | 60.0 | 59.4 | Touchdowns Passing | 18 | 25 |
| Had Intercepted | 21 | 15 | Touchdown Returns | 1 | 5 |
| Times Sacked | 17 | 29 | Extra Points | 32 | 46 |
| Lost Attempting to Pass | 119 | 227 | Safeties | 0 | 2 |
| PUNTS | 72 | 74 | | | |
| Total Yardage of Punts | 2626 | 2817 | | | |
| Average Length | 36.5 | 38.1 | | | |



1980 Individual Statistics

| RUSHING | | | | | KICKOFF RETURNS | | | | | | | | | |
|----------------------|------------|-------------|-------------|-----------|---------------------|------------------------|------------|-------------|-------------|-------------|-----------|-----------|-----------|-------------|
| Att. | Yds | Avg. | LG | TD | No. | Yds | Avg. | LG | TD | | | | | |
| Cooper, Earl | 171 | 720 | 4.2 | 47 | 5 | Rhodes, Ray | 1 | 25 | 25.0 | 25 | 0 | | | |
| Elliott, Lenvil | 76 | 341 | 4.5 | 20 | 2 | Johnson, Charles | 1 | 15 | 15.0 | 15 | 0 | | | |
| Hofer, Paul | 60 | 293 | 4.9 | 26 | 1 | Puki, Craig | 1 | 0 | 0.0 | 0 | 0 | | | |
| Woods, Don | 50 | 229 | 4.6 | 23 | 0 | Tautolo, Terry | 1 | 0 | 0.0 | 0 | 0 | | | |
| Montana, Joe | 32 | 77 | 2.4 | 11 | 2 | 49ERS | 17 | 186 | 10.9 | 44 | 0 | | | |
| Solomon, Freddie | 8 | 56 | 7.0 | 11 | 0 | OPPONENTS | 26 | 319 | 12.3 | 48 | 2 | | | |
| Francis, Phil | 7 | 36 | 5.1 | 14 | 0 | KICKOFF RETURNS | | | | | | | | |
| DeBerg, Steve | 6 | 4 | 0.7 | 7 | 0 | Owens, James | 31 | 726 | 23.4 | 101 | 1 | | | |
| Patton, Ricky | 1 | 1 | 1.0 | 1 | 0 | Elliott, Lenvil | 18 | 321 | 17.8 | 32 | 0 | | | |
| Ramson, Eason | 2 | -2 | -1.0 | 4 | 0 | Anderson, Terry | 6 | 104 | 17.3 | 22 | 0 | | | |
| Miller, Jim | 2 | -12 | -6.0 | 0 | 0 | Solomon, Freddie | 5 | 60 | 12.0 | 32 | 0 | | | |
| 49ERS | 415 | 1743 | 4.2 | 47 | 10 | Francis, Phil | 4 | 61 | 15.3 | 32 | 0 | | | |
| OPPONENTS | 556 | 2218 | 4.0 | 48 | 20 | Patton, Ricky | 4 | 43 | 10.8 | 19 | 0 | | | |
| RECEIVING | | | | | PUNT RETURNS | | | | | | | | | |
| No. | Yds | Avg. | LG | TD | No. | FC | Yds | Avg. | LG | TD | | | | |
| Cooper, Earl | 83 | 567 | 6.8 | 66 | 4 | Solomon, Freddie | 27 | 3 | 298 | 11.0 | 57 | 2 | | |
| Clark, Dwight | 82 | 991 | 12.1 | 71 | 8 | Hicks, Dwight | 12 | 3 | 58 | 4.8 | 10 | 0 | | |
| Solomon Freddie | 48 | 658 | 13.7 | 93 | 8 | Robinson, Jimmy | 3 | 0 | 36 | 12.0 | 21 | 0 | | |
| Hofer, Paul | 41 | 467 | 11.4 | 28 | 2 | Churchman, Ricky | 2 | 0 | 16 | 8.0 | 13 | 0 | | |
| Young, Charle | 29 | 325 | 11.2 | 41 | 2 | Ferrell, Bob | 1 | 0 | 1 | 1.0 | 1 | 0 | | |
| Elliott, Lenvil | 27 | 285 | 10.6 | 45 | 1 | 49ERS | 45 | 6 | 409 | 9.1 | 57 | 2 | | |
| Ramson, Eason | 21 | 179 | 8.5 | 22 | 2 | OPPONENTS | 48 | 11 | 530 | 11.0 | 43 | 0 | | |
| Woods, Don | 20 | 171 | 8.6 | 23 | 0 | PUNTING | | | | | | | | |
| Owens, James | 9 | 133 | 14.8 | 29 | 0 | No. | Yds | Avg. | TB | 1-20 | LG | Bk | | |
| Francis, Phil | 3 | 23 | 7.7 | 15 | 0 | Miller, Jim | 77 | 3152 | 40.9 | 5 | 11 | 65 | 0 | |
| 49ERS | 363 | 3799 | 10.5 | 93 | 27 | 49ERS | 77 | 3152 | 40.9 | 5 | 11 | 65 | 0 | |
| OPPONENTS | 327 | 3958 | 12.1 | 81 | 29 | OPPONENTS | 67 | 2560 | 38.2 | 6 | 10 | 64 | 0 | |
| INTERCEPTIONS | | | | | PASSING | | | | | | | | | |
| No. | Yds | Avg. | LG | TD | Att. | Comp. | Pct. | Yds | LG | TD | Int | QB | | |
| Hicks, Dwight | 4 | 73 | 18.3 | 44 | 0 | Montana, Joe | 273 | 176 | 64.5 | 1795 | 15 | 9 | 87.8 | |
| Churchman, Ricky | 4 | 7 | 1.8 | 7 | 0 | DeBerg, Steve | 321 | 186 | 57.9 | 1998 | 12 | 17 | 66.7 | |
| Leopold, Bobby | 2 | 23 | 11.5 | 13 | 0 | Solomon, Freddie | 1 | 0 | 0.0 | 0 | 0 | 0 | 39.6 | |
| Turner, Keena | 2 | 15 | 7.5 | 11 | 0 | Woods, Don | 2 | 1 | 50.0 | 6 | 6 | 0 | 56.3 | |
| Williams, Gerard | 1 | 28 | 28.0 | 28 | 0 | 49ERS | 597 | 363 | 60.8 | 3799 | 93 | 27 | 26 | 76.2 |
| | | | | | | OPPONENTS | 495 | 327 | 66.1 | 3958 | 81 | 29 | 17 | 95.7 |

| SCORING | | | | | TOUCHDOWNS | | | | TDs by Returns | | | | PAT | | Field Goals | | | Total |
|------------------|-----------|-----------|-----------|----------|------------|----------|----------|----------|----------------|-----------|-----------|-----------|----------|------------|-------------|--|--|-------|
| | Total | Rush | Pass | | Int | FmbL | KO | FGA | Punt | Att | Con | Att | Con | Saf | Pts | | | |
| Wersching, Ray | | | | | | | | | | 39 | 33 | 19 | 15 | | 78 | | | |
| Solomon, Freddie | 10 | 0 | 8 | | | | | | 2 | | | | | | 60 | | | |
| Cooper, Earl | 9 | 5 | 4 | | | | | | | | | | | | 54 | | | |
| Clark, Dwight | 8 | | 8 | | | | | | | | | | | | 48 | | | |
| Elliott, Lenvil | 3 | 2 | 1 | | | | | | | | | | | | 18 | | | |
| Hofer, Paul | 3 | 1 | 2 | | | | | | | | | | | | 18 | | | |
| Montana, Joe | 2 | 2 | | | | | | | | | | | | | 12 | | | |
| Ramson, Eason | 2 | | 2 | | | | | | | | | | | | 12 | | | |
| Young, Charle | 2 | | 2 | | | | | | | | | | | | 12 | | | |
| Owens, James | 1 | | | | | | | | | | | | | | 6 | | | |
| Stuckey, Jim | | | | | | | | | | | | | | | 2 | | | |
| 49ERS | 40 | 10 | 27 | 0 | 0 | 1 | 0 | 2 | 39 | 33 | 19 | 15 | 1 | 1 | 320 | | | |
| OPPONENTS | 52 | 20 | 29 | 2 | 1 | 0 | 0 | 0 | 52 | 50 | 26 | 17 | 0 | 415 | | | | |

1980 Team Statistics

| | | | | | | | |
|-----------------------------------|-------|------|------|------|------------------------------|------|------|
| TOTAL FIRST DOWNS | 49ers | 298 | Opp. | 341 | KICKOFFS | 75 | 58 |
| By Rushing | | 105 | | 137 | Total Yards Returned | 1385 | 1203 |
| By Passing | | 171 | | 185 | Average Length of Return | 18.5 | 20.7 |
| By Penalties | | 22 | | 19 | PENALTIES | 109 | 92 |
| TOTAL YARDS GAINED | | 5320 | | 5969 | Yards Penalized | 933 | 286 |
| By Rushing | | 1743 | | 2218 | FUMBLES | 39 | 34 |
| By Passing | | 3577 | | 3751 | Own Fumbles Recovered | 25 | 17 |
| TOTAL PLAYS FROM SCRIMMAGE | | 1042 | | 556 | Opponents' Fumbles Recovered | 17 | 14 |
| Rushes | | 415 | | 556 | FIELD GOALS | 15 | 17 |
| Average Gain Per Rush | | 4.2 | | 4.0 | Field Goals Attempted | 19 | 26 |
| NET YARDS PASSING | | 3577 | | 3751 | TOTAL POINTS SCORED | 320 | 415 |
| Passes Attempted | | 597 | | 495 | Touchdowns Scored | 40 | 52 |
| Passes Completed | | 363 | | 327 | Touchdowns Rushing | 10 | 20 |
| Percent Completed | | 60.8 | | 66.1 | Touchdowns Passing | 27 | 29 |
| Had Intercepted | | 26 | | 17 | Touchdown Returns | 3 | 3 |
| Times Sacked | | 30 | | 31 | Extra Points | 33 | 50 |
| Lost Attempting to Pass | | 222 | | 207 | Safeties | 1 | 1 |
| PUNTS | | 77 | | 67 | | | |
| Total Yardage of Punts | | 3152 | | 2560 | | | |
| Average Length | | 40.9 | | 38.2 | | | |



1981 Individual Statistics

| RUSHING | | | | | INTERCEPTIONS | | | | | | | | |
|------------------|------------|-------------|-------------|-----------|---------------|---------------------|-----------|-------------|-------------|-------------|-----------|-----------|----------|
| Att. | Yds | Avg. | LG | TD | No. | Yds | Avg. | LG | TD | | | | |
| Patton, Ricky | 152 | 543 | 3.6 | 28 | 4 | Hicks, Dwight | 9 | 239 | 26.6 | 72 | 1 | | |
| Cooper, Earl | 98 | 330 | 3.4 | 23 | 1 | Lott, Ronnie | 7 | 117 | 16.7 | 41 | 3 | | |
| Davis, Johnny | 94 | 297 | 3.2 | 14 | 7 | Williamson, Carlton | 4 | 44 | 11.0 | 28 | 0 | | |
| Easley, Walt | 76 | 224 | 3.0 | 9 | 1 | Wright, Eric | 3 | 26 | 8.7 | 26 | 0 | | |
| Hofer, Paul | 60 | 193 | 3.2 | 12 | 1 | McColl, Milt | 1 | 22 | 22.0 | 22 | 0 | | |
| King, Bill | 22 | 106 | 4.8 | 16 | 0 | Reynolds, Jack | 1 | 0 | 0.0 | 0 | 0 | | |
| Montana, Joe | 25 | 95 | 3.8 | 20 | 2 | Martin, Saladin | 1 | 0 | 0.0 | 0 | 0 | | |
| Lawrence, Amos | 13 | 48 | 3.7 | 14 | 1 | Turner, Keena | 1 | 0 | 0.0 | 0 | 0 | | |
| Solomon, Freddie | 9 | 43 | 4.8 | 16 | 0 | 49ERS | 27 | 448 | 16.6 | 72 | 4 | | |
| Clark, Dwight | 3 | 32 | 10.7 | 18 | 0 | OPPONENTS | 13 | 297 | 22.9 | 101 | 2 | | |
| Elliott, Lenvil | 7 | 29 | 4.1 | 9 | 0 | KICKOFF RETURNS | | | | | | | |
| Benjamin, Guy | 1 | 1 | 1.0 | 1 | 0 | No. | Yds | Avg. | LG | TD | | | |
| 49ERS | 560 | 1941 | 3.5 | 28 | 17 | Lawrence, Amos | 17 | 437 | 25.7 | 92 | 1 | | |
| OPPONENTS | 464 | 1918 | 4.1 | 29 | 10 | King, Bill | 10 | 217 | 21.7 | 29 | 0 | | |
| RECEIVING | | | | | PUNT RETURNS | | | | | | | | |
| No. | Yds | Avg | LG | TD | No. | FC | Yds | Avg | LG | TD | | | |
| Clark, Dwight | 85 | 1105 | 13.0 | 78 | 4 | Solomon, Freddie | 29 | 6 | 173 | 6.0 | 19 | 0 | |
| Solomon, Freddie | 59 | 969 | 16.4 | 60 | 8 | Hicks, Dwight | 19 | 4 | 171 | 9.0 | 39 | 0 | |
| Cooper, Earl | 51 | 477 | 9.4 | 50 | 0 | 49ERS | 48 | 10 | 344 | 7.2 | 39 | 0 | |
| Young, Charlie | 37 | 400 | 10.8 | 29 | 5 | OPPONENTS | 57 | 8 | 664 | 11.7 | 58 | 1 | |
| Hofer, Paul | 27 | 244 | 9.0 | 22 | 0 | PUNTING | | | | | | | |
| Patton, Ricky | 27 | 195 | 7.2 | 31 | 1 | No. | Yds | Avg | TB | I-20 | LG | Bk | |
| Wilson, Michael | 9 | 125 | 13.9 | 27 | 1 | Miller, Jim | 93 | 3858 | 41.5 | 15 | 14 | 65 | 0 |
| Easley, Walt | 9 | 62 | 6.9 | 21 | 0 | 49ERS | 93 | 3858 | 41.5 | 15 | 14 | 65 | 0 |
| Elliott, Lenvil | 7 | 81 | 11.6 | 19 | 0 | OPPONENTS | 83 | 3433 | 41.4 | 5 | 17 | 66 | 0 |
| Ramson, Eason | 4 | 45 | 11.3 | 16 | 0 | | | | | | | | |
| King, Bill | 3 | 28 | 9.3 | 21 | 1 | | | | | | | | |
| Shumann, Mike | 3 | 21 | 7.0 | 8 | 0 | | | | | | | | |
| Lawrence, Amos | 3 | 10 | 3.3 | 5 | 0 | | | | | | | | |
| Davis, Johnny | 3 | -1 | -0.3 | 3 | 0 | | | | | | | | |
| Pecis, Brian | 1 | 5 | 5.0 | 5 | 0 | | | | | | | | |
| 49ERS | 328 | 3766 | 11.5 | 78 | 20 | | | | | | | | |
| OPPONENTS | 273 | 3135 | 11.5 | 67 | 16 | | | | | | | | |

| PASSING | | | | | | | | | |
|------------------|------------|------------|-------------|-------------|-----------|-----------|-------------|--|--|
| Att. | Comp. | Pct. | Yds | LG | TD | Int | QB | | |
| Montana, Joe | 488 | 311 | 63.7 | 3565 | 78 | 19 | 88.4 | | |
| Benjamin, Guy | 26 | 15 | 57.7 | 171 | 27 | 1 | 74.4 | | |
| Easley, Walt | 1 | 1 | 100.0 | 5 | 5 | 0 | 87.5 | | |
| Solomon, Freddie | 1 | 1 | 100.0 | 25 | 25 | 0 | 118.8 | | |
| Clark, Dwight | 1 | 0 | 0.0 | 0 | 0 | 0 | 39.6 | | |
| 49ERS | 517 | 328 | 63.4 | 3766 | 78 | 20 | 87.7 | | |
| OPPONENTS | 514 | 273 | 53.1 | 3135 | 67 | 16 | 60.2 | | |

| | TOUCHDOWNS | | | TDs by Returns | | | PAT | | Field Goals | | Total Pts | | | |
|------------------|------------|-----------|-----------|----------------|----------|----------|----------|----------|-------------|-----------|-----------|-----------|----------|------------|
| | Total | Rush | Pass | Int | Fmbf | KO | FGA | Punt | Att | Con | | Saf | | |
| Wersching, Ray | | | | | | | | | 30 | 30 | 23 | 17 | 81 | |
| Solomon, Freddie | 8 | | 8 | | | | | | | | | | 48 | |
| Davis, Johnny | 7 | 7 | | | | | | | | | | | 42 | |
| Patton, Ricky | 5 | 4 | 1 | | | | | | | | | | 30 | |
| Young, Charlie | 5 | | 5 | | | | | | | | | | 30 | |
| Clark, Dwight | 4 | | 4 | | | | | | | | | | 24 | |
| Bahr, Matt | | | | | | | | | 12 | 12 | 6 | 2 | 18 | |
| Lott, Ronnie | 3 | | | 3 | | | | | | | | | 18 | |
| Hicks, Dwight | 2 | | | 1 | 1 | | | | | | | | 12 | |
| Lawrence, Amos | 2 | 1 | | | | 1 | | | | | | | 12 | |
| Montana, Joe | 2 | 2 | | | | | | | | | | | 12 | |
| Cooper, Earl | 1 | 1 | | | | | | | | | | | 6 | |
| Easley, Walt | 1 | 1 | | | | | | | | | | | 6 | |
| Hofer, Paul | 1 | 1 | | | | | | | | | | | 6 | |
| King, Bill | 1 | | 1 | | | | | | | | | | 6 | |
| Wilson, Mike | 1 | | 1 | | | | | | | | | | 6 | |
| 49ERS | 43 | 17 | 20 | 4 | 1 | 1 | 0 | 0 | 42 | 42 | 29 | 19 | 0 | 357 |
| OPPONENTS | 30 | 10 | 16 | 2 | 1 | 0 | 0 | 1 | 30 | 29 | 23 | 13 | 0 | 250 |

1981 Team Statistics

| TOTAL FIRST DOWNS | | PUNTS | |
|-----------------------------------|-------------|------------------------------|------|
| 49ers | Opp. | Total Yards of Punts | 3858 |
| By Rushing | 317 | Average Length | 41.5 |
| By Passing | 110 | KICKOFFS | 45 |
| By Penalties | 183 | Total Yards Returned | 909 |
| TOTAL YARDS GAINED | 5484 | Average Length of Return | 20.2 |
| By Rushing | 1941 | PENALTIES | 92 |
| By Passing | 3543 | Yards Penalized | 752 |
| TOTAL PLAYS FROM SCRIMMAGE | 1106 | FUMBLES | 26 |
| Rushes | 560 | Own Fumbles Recovered | 14 |
| Average Gain Per Rush | 3.5 | Opponents' Fumbles Recovered | 21 |
| NET YARDS PASSING | 3543 | FIELD GOALS | 19 |
| Passes Attempted | 517 | Field Goals Attempted | 29 |
| Passes Completed | 328 | TOTAL POINTS SCORED | 357 |
| Percent Completed | 63.4 | Touchdowns Scored | 43 |
| Had Intercepted | 13 | Touchdowns Rushing | 17 |
| Times Sacked | 29 | Touchdowns Passing | 20 |
| Lost Attempting to Pass | 223 | Touchdown Returns | 6 |
| | | Extra Points | 42 |
| | | Safeties | 0 |



1982 Individual Statistics

| RUSHING | | | | | INTERCEPTIONS | | | | | | |
|-------------------|------------|-------------|------------|-----------|---------------|------------------------|-----------|------------|-------------|-----------|----------|
| Att. | Yds | Avg. | LG | TD | No. | Yds | Avg | LG | TD | | |
| Moore, Jeff | 85 | 281 | 3.3 | 19 | 4 | Hicks, Dwight | 3 | 5 | 1.7 | 3 | 0 |
| Ring, Bill | 48 | 183 | 3.8 | 11 | 1 | Lott, Ronnie | 2 | 95 | 47.5 | 83 | 1 |
| Montana, Joe | 30 | 118 | 3.9 | 21 | 1 | Wright, Eric | 1 | 31 | 31.0 | 31 | 0 |
| Cooper, Earl | 24 | 77 | 3.2 | 9 | 0 | Horn, Bob | 1 | 19 | 19.0 | 19 | 0 |
| Williams, Vince | 20 | 68 | 3.4 | 12 | 0 | Reynolds, Jack | 1 | 0 | 0.0 | 0 | 0 |
| Easley, Walt | 5 | 11 | 2.2 | 5 | 0 | Harper, Willie | 1 | 0 | 0.0 | 0 | 0 |
| Lawrence, Amos | 5 | 7 | 1.4 | 4 | 0 | 49ERS | 9 | 150 | 16.7 | 83 | 1 |
| Nehemiah, Renaldo | 1 | -1 | -1.0 | -1 | 0 | OPPONENTS | 11 | 130 | 11.8 | 32 | 0 |
| Solomon, Freddie | 1 | -4 | -4.0 | -4 | 0 | KICKOFF RETURNS | | | | | |
| 49ERS | 219 | 740 | 3.4 | 21 | 6 | <i>McLemore, Dana</i> | 16 | 353 | 22.1 | 45 | 0 |
| OPPONENTS | 303 | 1199 | 4.0 | 54 | 9 | Lawrence, Amos | 9 | 190 | 21.1 | 30 | 0 |

| RECEIVING | | | | | PUNT RETURNS | | | | | | | | |
|--------------------------|------------|-------------|-------------|-----------|--------------|-----------------------|-----------|-------------|-------------|-------------|-----------|-----------|----------|
| No. | Yds | Avg | LG | TD | No. | FC | Yds | Avg | LG | TD | | | |
| Clark, Dwight | 60 | 913 | 15.2 | 51 | 5 | <i>McLemore, Dana</i> | 7 | 0 | 156 | 22.3 | 93 | 1 | |
| Moore, Jeff | 37 | 405 | 11.0 | 55 | 4 | Solomon, Freddie | 13 | 1 | 122 | 9.4 | 27 | 0 | |
| Francis, Russ | 23 | 278 | 12.1 | 26 | 2 | Hicks, Dwight | 10 | 1 | 54 | 5.4 | 13 | 0 | |
| Young, Charlie | 22 | 189 | 8.6 | 30 | 0 | Ring, Bill | 0 | 1 | 0 | 0.0 | 0 | 0 | |
| Solomon, Freddie | 19 | 323 | 17.0 | 46 | 3 | 49ERS | 30 | 3 | 332 | 11.1 | 93 | 1 | |
| Cooper, Earl | 19 | 153 | 8.1 | 20 | 1 | OPPONENTS | 20 | 4 | 224 | 11.2 | 67 | 1 | |
| Ring, Bill | 13 | 94 | 7.2 | 15 | 0 | PUNTING | | | | | | | |
| <i>Nehemiah, Renaldo</i> | 8 | 161 | 20.1 | 55 | 1 | <i>Miller, Jim</i> | 44 | 1676 | 38.1 | 3 | 11 | 80 | 0 |
| Wilson, Mike | 6 | 80 | 13.3 | 27 | 1 | 49ERS | 45 | 1676 | 37.2 | 3 | 11 | 80 | 1 |
| Williams, Vince | 4 | 33 | 8.3 | 13 | 0 | OPPONENTS | 50 | 2134 | 42.7 | 5 | 10 | 58 | 0 |
| Ramson, Eason | 2 | 27 | 13.5 | 21 | 0 | | | | | | | | |
| Lawrence, Amos | 2 | 12 | 6.0 | 6 | 0 | | | | | | | | |
| 49ERS | 215 | 2668 | 12.4 | 55 | 17 | | | | | | | | |
| OPPONENTS | 158 | 1949 | 12.3 | 46 | 14 | | | | | | | | |

| PASSING | | Att. | Comp. | Pct. | Yds | LG | TD | Int | QB |
|------------------|--|------------|------------|-------------|-------------|-----------|-----------|-----------|-------------|
| Montana, Joe | | 346 | 213 | 61.6 | 2613 | 55 | 17 | 11 | 88.0 |
| Francis, Russ | | 1 | 1 | 100.0 | 45 | 45 | 0 | 0 | 118.8 |
| Benjamin, Guy | | 1 | 1 | 100.0 | 10 | 10 | 0 | 0 | 108.3 |
| 49ERS | | 348 | 215 | 61.8 | 2668 | 55 | 17 | 11 | 88.6 |
| OPPONENTS | | 278 | 158 | 56.8 | 1949 | 46 | 14 | 9 | 82.0 |

| | TOUCHDOWNS | | | TDs by Returns | | | | PAT | | Field Goals | | | Total Pts | |
|--------------------------|------------|----------|-----------|----------------|----------|----------|----------|----------|----------|-------------|-----------|-----------|-----------|----------|
| | Total | Rush | Pass | Int | Fmb | KO | FGA | Punt | Att | Con | Att | Con | | Saf |
| Wersching, Ray | | | | | | | | | 25 | 23 | 17 | 12 | | 59 |
| Moore, Jeff | 8 | 4 | 4 | | | | | | | | | | | 48 |
| Clark, Dwight | 5 | | 5 | | | | | | | | | | | 30 |
| Solomon, Freddie | 3 | | 3 | | | | | | | | | | | 18 |
| Francis, Russ | 2 | | 2 | | | | | | | | | | | 12 |
| Cooper, Earl | 1 | | 1 | | | | | | | | | | | 6 |
| Lott, Ronnie | 1 | | | | 1 | | | | | | | | | 6 |
| <i>McLemore, Dana</i> | 1 | | | | | | | | | | | | | 6 |
| Montana, Joe | 1 | | | | | | | | | | | | | 6 |
| <i>Nehemiah, Renaldo</i> | 1 | | 1 | | | | | | | | | | | 6 |
| Ring, Bill | 1 | 1 | | | | | | | | | | | | 6 |
| Wilson, Mike | 1 | | 1 | | | | | | | | | | | 6 |
| 49ERS | 25 | 6 | 17 | 1 | 0 | 0 | 0 | 0 | 1 | 25 | 23 | 17 | 12 | 0 |
| OPPONENTS | 24 | 9 | 14 | 0 | 0 | 0 | 0 | 0 | 1 | 24 | 23 | 19 | 13 | 0 |

1982 Team Statistics

| | | | | | |
|-----------------------------------|-------|------|--------------------------------|-------|-------|
| TOTAL FIRST DOWNS | 49ers | Opp. | KICKOFFS | 36 | 40 |
| By Rushing | 183 | 170 | Total Yards Returned | 742 | 847 |
| By Passing | 49 | 71 | Average Length of Return | 20.6 | 21.4 |
| By Penalties | 121 | 88 | PENALTIES | 45 | 58 |
| TOTAL YARDS GAINED | 3242 | 3035 | Yards Penalized | 451 | 542 |
| By Rushing | 740 | 1199 | FUMBLES | 17 | 14 |
| By Passing | 2502 | 1836 | Own Fumbles Recovered | 7 | 4 |
| TOTAL PLAYS FROM SCRIMMAGE | 587 | 596 | Opponents' Fumbles Recovered | 10 | 10 |
| Rushes | 219 | 303 | FIELD GOALS | 12 | 13 |
| Average Gain Per Rush | 3.4 | 4.0 | Field Goals Attempted | 17 | 19 |
| NET YARDS PASSING | 2502 | 1836 | TOTAL POINTS SCORED | 209 | 206 |
| Passes Attempted | 348 | 278 | Touchdowns Scored | 25 | 24 |
| Passes Completed | 215 | 158 | Touchdowns Rushing | 6 | 9 |
| Percent Completed | 61.8 | 56.8 | Touchdowns Passing | 17 | 14 |
| Had Intercepted | 11 | 9 | Touchdown Returns | 2 | 1 |
| Times Sacked | 20 | 15 | Extra Points | 23 | 23 |
| Lost Attempting to Pass | 166 | 113 | Safeties | 0 | 0 |
| PUNTS | 45 | 50 | AVG. TIME OF POSSESSION | 28:31 | 31:29 |
| Total Yardage of Punts | 1676 | 2134 | | | |
| Average Length | 37.2 | 42.7 | | | |

HISTORY



1983 Individual Statistics

| RUSHING | | | | | INTERCEPTIONS | | | | | | | | | |
|-------------------|-----|------|------|----|---------------|-----------------|-------|------|------|------|----|-----|----|-------|
| Att. | Yds | Avg. | LG | TD | No. | Yds | Avg | LG | TD | | | | | |
| Tyler, Wendell | 176 | 856 | 4.9 | 39 | 4 | 7 | 164 | 23.4 | 60 | | | | | |
| Craig, Roger | 176 | 725 | 4.1 | 71 | 8 | 4 | 51 | 12.8 | 26 | | | | | |
| Montana, Joe | 61 | 284 | 4.7 | 18 | 2 | 4 | 22 | 5.5 | 22 | | | | | |
| Ring, Bill | 64 | 254 | 4.0 | 25 | 2 | 3 | 32 | 10.7 | 32 | | | | | |
| Moore, Jeff | 15 | 43 | 2.9 | 14 | 1 | 2 | 102 | 51.0 | 62 | | | | | |
| Orosz, Tom | 2 | 39 | 19.5 | 23 | 0 | 2 | 13 | 6.5 | 9 | | | | | |
| Monroe, Carl | 10 | 23 | 2.3 | 5 | 0 | 1 | 37 | 37.0 | 37 | | | | | |
| Clark, Dwight | 3 | 18 | 6.0 | 9 | 0 | 1 | 16 | 16.0 | 16 | | | | | |
| Cavanaugh, Matt | 1 | 8 | 8.0 | 8 | 0 | 49ERS | 24 | 437 | 18.2 | | | | | |
| Ramson, Eason | 1 | 3 | 3.0 | 3 | 0 | OPPONENTS | 12 | 168 | 14.0 | | | | | |
| Solomon, Freddie | 1 | 3 | 3.0 | 3 | 0 | KICKOFF RETURNS | | | | | | | | |
| Benjamin, Guy | 1 | 1 | 1.0 | 1 | 0 | No. | Yds | Avg | LG | TD | | | | |
| 49ERS | 511 | 2257 | 4.4 | 71 | 17 | McLemore, Dana | 30 | 576 | 19.2 | 39 | | | | |
| OPPONENTS | 449 | 1936 | 4.3 | 49 | 10 | Monroe, Carl | 8 | 152 | 19.0 | 32 | | | | |
| RECEIVING | | | | | PUNT RETURNS | | | | | | | | | |
| No. | Yds | Avg | LG | TD | No. | FC | Yds | Avg | LG | TD | | | | |
| Clark, Dwight | 70 | 840 | 12.0 | 46 | 8 | Moore, Jeff | 7 | 117 | 16.7 | 46 | | | | |
| Craig, Roger | 48 | 427 | 8.9 | 23 | 4 | Ring, Bill | 3 | 68 | 17.0 | 18 | | | | |
| Tyler, Wendell | 34 | 285 | 8.4 | 26 | 2 | Cooper, Earl | 4 | 45 | 15.0 | 20 | | | | |
| Francis, Russ | 33 | 357 | 10.8 | 25 | 4 | 49ERS | 52 | 958 | 18.4 | 46 | | | | |
| Solomon, Freddie | 31 | 662 | 21.4 | 77 | 4 | OPPONENTS | 78 | 1675 | 21.5 | 50 | | | | |
| Wilson, Mike | 30 | 433 | 14.4 | 49 | 0 | PUNTING | | | | | | | | |
| Ring, Bill | 23 | 182 | 7.9 | 24 | 0 | No. | Yds | Avg | TB | 1-20 | LG | Bk | | |
| Moore, Jeff | 19 | 206 | 10.8 | 34 | 0 | Orosz, Tom | 65 | 2552 | 39.3 | 6 | 16 | 61 | | |
| Nehemiah, Renaldo | 17 | 236 | 13.9 | 27 | 1 | 49ERS | 66 | 2552 | 38.7 | 6 | 17 | 61 | | |
| Ramson, Eason | 17 | 125 | 7.4 | 16 | 1 | OPPONENTS | 74 | 2994 | 40.5 | 9 | 15 | 60 | | |
| Cooper, Earl | 15 | 207 | 13.8 | 73 | 3 | PASSING | | | | | | | | |
| Monroe, Carl | 2 | 61 | 30.5 | 50 | 0 | Att. | Comp. | Pct. | Yds | LG | TD | Int | QB | |
| 49ERS | 788 | 4957 | 7.6 | 77 | 27 | Montana, Joe | 515 | 332 | 64.5 | 3910 | 77 | 26 | 12 | 94.6 |
| OPPONENTS | 322 | 3701 | 11.5 | 76 | 23 | Benjamin, Guy | 12 | 7 | 58.3 | 111 | 73 | 1 | 0 | 117.0 |

| SCORING | | | | | TOUCHDOWNS | | | | | TDs by Returns | | | | | PAT | | | Field Goals | | | Total |
|-------------------|-------|------|------|-----|------------|----|-----|------|-----|----------------|-----|-----|-----|-----|-----|--|--|-------------|--|--|-------|
| | Total | Rush | Pass | Int | Fumbl | KO | FGA | Punt | Att | Con | Att | Con | Saf | Pts | | | | | | | |
| Wersching, Ray | | | | | | | | | 51 | 51 | 30 | 25 | 0 | 126 | | | | | | | |
| Craig, Roger | 12 | 8 | 4 | | | | | | | | | | | 72 | | | | | | | |
| Clark, Dwight | 8 | | 8 | | | | | | | | | | | 48 | | | | | | | |
| Tyler, Wendell | 6 | 4 | 2 | | | | | | | | | | | 36 | | | | | | | |
| Francis, Russ | 4 | | 4 | | | | | | | | | | | 24 | | | | | | | |
| Solomon, Freddie | 4 | | 4 | | | | | | | | | | | 24 | | | | | | | |
| Cooper, Earl | 3 | | 3 | | | | | | | | | | | 18 | | | | | | | |
| Hicks, Dwight | 2 | | | 2 | | | | | | | | | | 12 | | | | | | | |
| Montana, Joe | 2 | 2 | | | | | | | | | | | | 12 | | | | | | | |
| Ring, Bill | 2 | 2 | | | | | | | | | | | | 12 | | | | | | | |
| Wright, Eric | 2 | | | 2 | | | | | | | | | | 12 | | | | | | | |
| Board, Dwaine | 1 | | | | 1 | | | | | | | | | 6 | | | | | | | |
| Collier, Tim | 1 | | | 1 | | | | | | | | | | 6 | | | | | | | |
| McLemore, Dana | 1 | | | | | | | 1 | | | | | | 6 | | | | | | | |
| Moore, Jeff | 1 | 1 | | | | | | | | | | | | 6 | | | | | | | |
| Nehemiah, Renaldo | 1 | | 1 | | | | | | | | | | | 6 | | | | | | | |
| Ramson, Eason | 1 | | 1 | | | | | | | | | | | 6 | | | | | | | |
| 49ERS | 51 | 17 | 27 | 5 | 1 | 0 | 0 | 1 | 51 | 51 | 30 | 25 | 0 | 432 | | | | | | | |
| OPPONENTS | 35 | 10 | 23 | 1 | 1 | 0 | 0 | 1 | 24 | 23 | 19 | 13 | 0 | 206 | | | | | | | |

1983 Team Statistics

| TOTAL FIRST DOWNS | | KICKOFFS | | PENALTIES | | FUMBLES | | FIELD GOALS | | TOTAL POINTS SCORED | |
|----------------------------|------|----------------------|--------------------------|-----------------|-----------------------|------------------------------|-----------------------|-------------------|--------------------|---------------------|-------------------|
| 49ers | Opp. | Total Yards Returned | Average Length of Return | Yards Penalized | Own Fumbles Recovered | Opponents' Fumbles Recovered | Field Goals Attempted | Touchdowns Scored | Touchdowns Rushing | Touchdowns Passing | Touchdown Returns |
| 344 | 302 | 958 | 1675 | 89 | 8 | 18 | 30 | 51 | 17 | 27 | 7 |
| By Rushing | 129 | 98 | 18.4 | 695 | 27 | 39 | 30 | 51 | 35 | 23 | 2 |
| By Passing | 199 | 181 | 89 | 91 | 8 | 21 | 432 | 17 | 10 | 23 | 2 |
| By Penalties | 16 | 23 | 89 | 91 | 27 | 39 | 30 | 51 | 35 | 23 | 2 |
| TOTAL YARDS GAINED | 6054 | 5189 | 695 | 793 | 27 | 39 | 30 | 51 | 35 | 23 | 2 |
| By Rushing | 2257 | 1936 | 27 | 39 | 8 | 21 | 432 | 17 | 10 | 23 | 2 |
| By Passing | 3797 | 3253 | 27 | 39 | 18 | 19 | 30 | 51 | 35 | 23 | 2 |
| TOTAL PLAYS FROM SCRIMMAGE | 1072 | 1032 | 25 | 17 | 18 | 19 | 30 | 51 | 35 | 23 | 2 |
| Rushes | 511 | 449 | 25 | 17 | 18 | 19 | 30 | 51 | 35 | 23 | 2 |
| Average Gain Per Rush | 4.4 | 4.3 | 25 | 17 | 18 | 19 | 30 | 51 | 35 | 23 | 2 |
| NET YARDS PASSING | 3797 | 3253 | 25 | 17 | 18 | 19 | 30 | 51 | 35 | 23 | 2 |
| Passes Attempted | 528 | 526 | 25 | 17 | 18 | 19 | 30 | 51 | 35 | 23 | 2 |
| Passes Completed | 339 | 322 | 25 | 17 | 18 | 19 | 30 | 51 | 35 | 23 | 2 |
| Percent Completed | 64.2 | 61.2 | 25 | 17 | 18 | 19 | 30 | 51 | 35 | 23 | 2 |
| Had Intercepted | 12 | 24 | 25 | 17 | 18 | 19 | 30 | 51 | 35 | 23 | 2 |
| Times Sacked | 33 | 57 | 25 | 17 | 18 | 19 | 30 | 51 | 35 | 23 | 2 |
| Lost Attempting to Pass | 224 | 448 | 25 | 17 | 18 | 19 | 30 | 51 | 35 | 23 | 2 |
| PUNTS | 66 | 74 | 25 | 17 | 18 | 19 | 30 | 51 | 35 | 23 | 2 |
| Total Yardage of Punts | 2552 | 2993 | 25 | 17 | 18 | 19 | 30 | 51 | 35 | 23 | 2 |
| Average Length | 38.7 | 40.4 | 25 | 17 | 18 | 19 | 30 | 51 | 35 | 23 | 2 |



1984 Individual Statistics

| RUSHING | | | | | Shell, Todd | | | | | | | |
|-------------------|-------------|-------------|-------------|------------|-----------------|-------------|-------------|-------------|------------|-----------|-----------|----------|
| Att. | Yds. | Avg. | LG | TD | | | | | | | | |
| Tyler, Wendell | 246 | 1262 | 5.1 | 40 | 7 | 3 | 81 | 27.0 | 531 | 1 | | |
| Craig, Roger | 155 | 649 | 4.2 | 28 | 7 | 3 | 42 | 14.0 | 29 | 0 | | |
| Harmon, Derrick | 39 | 192 | 4.9 | 19 | 1 | 2 | 54 | 27.0 | 541 | 1 | | |
| Ring, Bill | 38 | 162 | 4.3 | 34 | 3 | 2 | 42 | 21.0 | 26 | 0 | | |
| Montana, Joe | 39 | 118 | 3.0 | 15 | 2 | 2 | 9 | 4.5 | 9 | 0 | | |
| Solomon, Freddie | 6 | 72 | 12.0 | 47 | 1 | 2 | 0 | 0.0 | 0 | 0 | | |
| Cooper, Earl | 3 | 13 | 4.3 | 7 | 0 | 1 | 38 | 38.0 | 38 | 0 | | |
| Monroe, Carl | 3 | 13 | 4.3 | 7 | 0 | 1 | 2 | 2.0 | 2 | 0 | | |
| Runager, Max | 1 | -5 | -5.0 | -5 | 0 | 1 | 0 | 0.0 | 0 | 0 | | |
| Cavanaugh, Matt | 4 | -11 | -2.8 | -1 | 0 | 1 | 0 | 2.0 | 0 | 0 | | |
| 49ERS | 534 | 2465 | 4.6 | 47 | 21 | 25 | 345 | 13.8 | 541 | 2 | | |
| OPPONENTS | | | | | 49ERS | | | | | | | |
| 432 | 1795 | 4.2 | 25 | 10 | 10 | 155 | 15.5 | 43 | 0 | 0 | | |
| RECEIVING | | | | | KICKOFF RETURNS | | | | | | | |
| No. | Yds | Avg | LG | TD | No. | Yds | Avg | LG | TD | | | |
| Craig, Roger | 71 | 675 | 9.5 | 641 | 3 | 27 | 561 | 20.8 | 44 | 0 | | |
| Clark, Dwight | 52 | 880 | 16.9 | 801 | 6 | 13 | 357 | 27.5 | 51 | 0 | | |
| Cooper, Earl | 41 | 459 | 11.2 | 26 | 4 | 3 | 80 | 26.7 | 50 | 0 | | |
| Solomon, Freddie | 40 | 737 | 18.4 | 641 | 10 | 1 | 27 | 27.0 | 27 | 0 | | |
| Tyler, Wendell | 28 | 230 | 8.2 | 261 | 2 | 1 | 14 | 14.0 | 14 | 0 | | |
| Francis, Russ | 23 | 285 | 12.4 | 32 | 2 | 1 | 0 | 0.0 | 0 | 0 | | |
| Nehemiah, Renaldo | 18 | 357 | 19.8 | 591 | 2 | 1 | 0 | 0.0 | 0 | 0 | | |
| Wilson, Mike | 17 | 245 | 14.4 | 44 | 1 | 1 | 0 | 0.0 | 0 | 0 | | |
| Monroe, Carl | 11 | 139 | 12.6 | 47 | 1 | 1 | 0 | 0.0 | 0 | 0 | | |
| Frank, John | 7 | 60 | 8.6 | 21 | 1 | 31 | 6 | 331 | 10.7 | 561 | 1 | |
| Ring, Bill | 3 | 10 | 3.3 | 15 | 0 | 31 | 6 | 331 | 10.7 | 561 | 1 | |
| Harmon, Derrick | 1 | 2 | 2.0 | 2 | 0 | 30 | 4 | 190 | 6.3 | 25 | 0 | |
| 49ERS | 744 | 5874 | 7.9 | 801 | 32 | 47 | 1039 | 22.1 | 51 | 0 | | |
| OPPONENTS | | | | | 49ERS | | | | | | | |
| 298 | 3744 | 12.6 | 61 | 14 | 80 | 3239 | 40.5 | 4 | 13 | 58 | 0 | |
| INTERCEPTIONS | | | | | PUNTING | | | | | | | |
| No. | Yds | Avg | LG | TD | No. | Yds | Avg | TB | I-20 | LG | Hlk. | |
| Turner, Keena | 4 | 51 | 12.8 | 21 | 0 | 56 | 2341 | 41.8 | 12 | 18 | 59 | 0 |
| Lott, Ronnie | 4 | 26 | 6.5 | 15 | 0 | 5 | 195 | 39.0 | 0 | 1 | 55 | 0 |
| 49ERS | 8 | 77 | 9.6 | 36 | 0 | 61 | 2536 | 41.6 | 12 | 19 | 59 | 0 |
| OPPONENTS | 80 | 3239 | 40.5 | 4 | 13 | 58 | 0 | 0 | 0 | 0 | 0 | |

| PASSING | | | | | 49ERS | | | | |
|------------------|------------|------------|-------------|-------------|------------|-----------|-----------|--------------|-----|
| Att. | Comp. | Pct. | Yds | LG | TD | Int | 100 | 100 | 100 |
| Montana, Joe | 432 | 279 | 64.6 | 3630 | 801 | 28 | 10 | 102.9 | |
| Cavanaugh, Matt | 61 | 33 | 54.1 | 449 | 511 | 4 | 0 | 99.7 | |
| Harmon, Derrick | 2 | 0 | 0.0 | 0 | 0 | 0 | 0 | 39.6 | |
| Clark, Dwight | 4 | 0 | 0.0 | 0 | 0 | 0 | 0 | 39.6 | |
| 49ERS | 496 | 312 | 62.9 | 4079 | 801 | 32 | 10 | 101.9 | |
| OPPONENTS | 546 | 298 | 54.6 | 3744 | 61 | 14 | 25 | 65.6 | |

| SCORING | TOUCHDOWNS | | | TDs by Returns | | | | PAT | | Field Goals | | | Total Pts | |
|-------------------|------------|-----------|-----------|----------------|----------|----------|----------|----------|-----------|-------------|-----------|-----------|-----------|------------|
| | Total | Rush | Pass | Int | Fmbld | KO | FGA | Punt | Att | Con | Att | Con | | Saf |
| Wersching, Ray | | | | | | | | | 56 | 56 | 35 | 25 | | 131 |
| Solomon, Freddie | 11 | 1 | 10 | | | | | | | | | | | 66 |
| Craig, Roger | 10 | 7 | 3 | | | | | | | | | | | 60 |
| Tyler, Wendell | 9 | 7 | 2 | | | | | | | | | | | 54 |
| Clark, Dwight | 6 | 6 | 0 | | | | | | | | | | | 36 |
| Cooper, Earl | 4 | 4 | 0 | | | | | | | | | | | 24 |
| Ring, Bill | 3 | 3 | 0 | | | | | | | | | | | 18 |
| Francis, Russ | 2 | 2 | 0 | | | | | | | | | | | 12 |
| McLemore, Dana | 2 | 2 | 0 | 1 | | | | 1 | | | | | | 12 |
| Montana, Joe | 2 | 2 | 0 | | | | | | | | | | | 12 |
| Nehemiah, Renaldo | 2 | 2 | 0 | | | | | | | | | | | 12 |
| Johnson, Gary | 1 | 1 | 0 | | | 1 | | | | | | | 1 | 8 |
| Frank, John | 1 | 1 | 0 | | | | | | | | | | | 6 |
| Harmon, Derrick | 1 | 1 | 0 | | | | | | | | | | | 6 |
| Monroe, Carl | 1 | 1 | 0 | | | | | | | | | | | 6 |
| Shell, Todd | 1 | 1 | 0 | | | 1 | | | | | | | | 6 |
| Wilson, Mike | 1 | 1 | 0 | | | | | | | | | | | 6 |
| 49ERS | 57 | 21 | 32 | 2 | 1 | 0 | 0 | 1 | 56 | 56 | 35 | 25 | 1 | 475 |
| OPPONENTS | 24 | 10 | 14 | 0 | 0 | 0 | 0 | 0 | 24 | 24 | 25 | 19 | 1 | 227 |

1984 Team Statistics

| TOTAL FIRST DOWNS | | 49ers | Opp. | KICKOFFS | | 47 | 78 |
|-----------------------------------|-------------|-------------|--------------------------------|--------------|--------------|----|----|
| By Rushing | 138 | 101 | Total Yards Returned | 1039 | 1499 | | |
| By Passing | 204 | 173 | Average Length of Return | 22.1 | 19.2 | | |
| By Penalties | 14 | 28 | PENALTIES | | 100 | 91 | |
| TOTAL YARDS GAINED | 6366 | 5176 | Yards Penalized | 884 | 723 | | |
| By Rushing | 2465 | 1795 | FUMBLES | | 26 | 28 | |
| By Passing | 3901 | 3381 | Own Fumbles Recovered | 14 | 15 | | |
| TOTAL PLAYS FROM SCRIMMAGE | 1057 | 1029 | Opponents' Fumbles Recovered | 13 | 12 | | |
| Rushes | 534 | 432 | FIELD GOALS | | 25 | 19 | |
| Average Gain Per Rush | 4.6 | 4.2 | Field Goals Attempted | 35 | 25 | | |
| NET YARDS PASSING | 3901 | 3381 | TOTAL POINTS SCORED | 475 | 227 | | |
| Passes Attempted | 496 | 546 | Touchdowns Scored | 57 | 24 | | |
| Passes Completed | 312 | 298 | Touchdowns Rushing | 21 | 10 | | |
| Percent Completed | 62.9 | 54.6 | Touchdowns Passing | 32 | 14 | | |
| Had Intercepted | 10 | 25 | Touchdown Returns | 4 | 0 | | |
| Times Sacked | 27 | 51 | Extra Points | 56 | 19 | | |
| Lost Attempting to Pass | 178 | 363 | Safeties | 1 | 1 | | |
| PUNTS | 62 | 80 | AVG. TIME OF POSSESSION | 30:26 | 29:34 | | |
| Total Yardage of Punts | 2536 | 3239 | | | | | |
| Average Length | 40.9 | 40.5 | | | | | |



1985 Individual Statistics

| RUSHING | Att. | Yds | Avg. | LG | TD | INTERCEPTIONS | No. | Yds | Avg | LG | TD |
|--------------------|------------|-------------|------------|------------|-----------|-----------------------|-----------|------------|-------------|------------|----------|
| Craig, Roger | 214 | 1050 | 4.9 | 62t | 9 | Lott, Ronnie | 6 | 68 | 11.3 | 25 | 0 |
| Tyler, Wendell | 171 | 865 | 5.1 | 30 | 6 | Hicks, Dwight | 4 | 68 | 17.0 | 25 | 0 |
| Montana, Joe | 42 | 153 | 3.6 | 16 | 3 | Williamson, Carlton | 3 | 137 | 45.7 | 82 | 1 |
| Harmon, Derrick | 28 | 92 | 3.3 | 17 | 0 | Kovach, Jim (N.O./SF) | 1 | 53 | 53.0 | 53 | 0 |
| <i>Rice, Jerry</i> | 6 | 26 | 4.3 | 15t | 1 | Shell, Todd | 1 | 33 | 33.0 | 33 | 0 |
| Ring, Bill | 8 | 23 | 2.9 | 9t | 1 | Fuller, Jeff | 1 | 4 | 4.0 | 4 | 0 |
| Cooper, Earl | 2 | 12 | 6.0 | 14 | 0 | McLemore, Dana | 1 | 0 | 0.0 | 0 | 0 |
| Cavanaugh, Matt | 4 | 5 | 1.3 | 13 | 0 | Walter, Mike | 1 | 0 | 0.0 | 0 | 0 |
| Solomon, Freddie | 2 | 4 | 2.0 | 6 | 0 | Wright, Eric | 1 | 0 | 0.0 | 0 | 0 |
| 49ERS | 477 | 2230 | 4.7 | 62t | 20 | 49ERS | 18 | 310 | 17.2 | 82 | 1 |
| OPPONENTS | 435 | 1683 | 3.9 | 41 | 10 | OPPONENTS | 14 | 80 | 5.7 | 41t | 1 |

| RECEIVING | No. | Yds | Avg | LG | TD | KICKOFF RETURNS | No. | Yds | Avg | LG | TD | | |
|--------------------|------------|-------------|-------------|------------|-----------|--------------------|-----------|-------------|-------------|------------|------------|-----------|----------|
| Craig, Roger | 92 | 1016 | 11.0 | 73 | 6 | Monroe, Carl | 28 | 717 | 25.6 | 95t | 1 | | |
| Clark, Dwight | 54 | 705 | 13.1 | 49t | 10 | Harmon, Derrick | 23 | 467 | 20.3 | 37 | 0 | | |
| <i>Rice, Jerry</i> | 49 | 927 | 18.9 | 66t | 3 | McLemore, Dana | 4 | 76 | 19.0 | 26 | 0 | | |
| Francis, Russ | 44 | 478 | 10.9 | 25 | 3 | <i>Rice, Jerry</i> | 1 | 6 | 6.0 | 6 | 0 | | |
| Solomon, Freddie | 25 | 259 | 10.4 | 39 | 1 | Lott, Ronnie | 1 | 2 | 2.0 | 2 | 0 | | |
| Tyler, Wendell | 20 | 154 | 7.7 | 16 | 2 | Frank, John | 1 | 1 | 1.0 | 1 | 0 | | |
| Harmon, Derrick | 14 | 123 | 8.8 | 42 | 0 | 49ERS | 58 | 1269 | 21.9 | 95t | 1 | | |
| Wilson, Mike | 10 | 165 | 16.5 | 52t | 2 | OPPONENTS | 72 | 1485 | 20.6 | 86t | 1 | | |
| Monroe, Carl | 10 | 51 | 5.1 | 9 | 0 | PUNT RETURNS | No. | FC | Yds | Avg | LG | TD | |
| Frank, John | 7 | 50 | 7.1 | 14 | 1 | McLemore, Dana | 38 | 14 | 258 | 6.8 | 22 | 0 | |
| Cooper, Earl | 4 | 45 | 11.3 | 20 | 0 | 49ERS | 38 | 14 | 258 | 6.8 | 22 | 0 | |
| Ring, Bill | 2 | 14 | 7.0 | 8 | 0 | OPPONENTS | 33 | 6 | 294 | 8.9 | 63t | 1 | |
| 49ERS | 766 | 5670 | 7.4 | 73 | 28 | PUNTING | No. | Yds | Avg | TB | I-20 | LG | Blk |
| Opponents | 346 | 3965 | 11.5 | 82t | 11 | Runager, Max | 86 | 3422 | 39.8 | 9 | 30 | 57 | 0 |
| | | | | | | 49ERS | 87 | 3422 | 39.3 | 9 | 30 | 57 | 0 |
| | | | | | | OPPONENTS | 92 | 3644 | 39.6 | 7 | 23 | 58 | 0 |

| PASSING | Att. | Comp. | Pct. | Yds | LG | TD | Int | QB |
|------------------|------------|------------|-------------|-------------|------------|-----------|-----------|-------------|
| Montana, Joe | 494 | 303 | 61.3 | 3653 | 73 | 27 | 13 | 91.3 |
| Cavanaugh, Matt | 54 | 28 | 51.9 | 334 | 41t | 1 | 1 | 69.5 |
| Harmon, Derrick | 1 | 0 | 0.0 | 0 | 0 | 0 | 0 | 39.6 |
| Solomon, Freddie | 1 | 0 | 0.0 | 0 | 0 | 0 | 0 | 39.6 |
| 49ERS | 550 | 331 | 60.2 | 3987 | 73 | 28 | 14 | 88.8 |
| OPPONENTS | 621 | 346 | 55.7 | 3965 | 82t | 11 | 18 | 68.9 |

| SCORING | TOUCHDOWNS | | | TDs by Returns | | | | PAT | | Field Goals | | | Total Pts | |
|---------------------|------------|-----------|-----------|----------------|----------|----------|-----------|------------|-----------|-------------|-----------|-----------|-----------|------------|
| | Total | Rush | Pass | Int | FmbL | KO | FGA | Punt | Att | Con | Att | Con | | Saf |
| Wersching, Ray | | | | | | | | | 53 | 52 | 21 | 13 | | 91 |
| Craig, Roger | 15 | 9 | 6 | | | | | | | | | | | 90 |
| Clark, Dwight | 10 | 10 | 10 | | | | | | | | | | | 60 |
| Tyler, Wendell | 8 | 6 | 2 | | | | | | | | | | | 48 |
| <i>Rice, Jerry</i> | 4 | 1 | 3 | | | | | | | | | | | 24 |
| Francis, Russ | 3 | | 3 | | | | | | | | | | | 18 |
| Montana, Joe | 3 | 3 | | | | | | | | | | | | 18 |
| Wilson, Mike | 2 | | 2 | | | | | | | | | | | 12 |
| Frank, John | 1 | | 1 | | | | | | | | | | | 6 |
| McColl, Milt | 1 | | | | 1 | | | | | | | | | 6 |
| McIntyre, Guy | 1 | | | | 1 | | | | | | | | | 6 |
| Monroe, Carl | 1 | | | | | | | | | | | | | 6 |
| Ring, Bill | 1 | | | | | | | | | | | | | 6 |
| Solomon, Freddie | 1 | | 1 | | | | | | | | | | | 6 |
| Turner, Keena | 1 | | | | | 1 | | | | | | | | 6 |
| Williamson, Carlton | 1 | | | | 1 | | | | | | | | | 6 |
| Harty, John | | | | | | | | | | | | | 1 | 2 |
| 49ERS | 53 | 20 | 28 | 1 | 3 | 1 | 0 | 0 | 53 | 52 | 21 | 13 | 1 | 411 |
| OPPONENTS | 26 | 10 | 11 | 1 | 0 | 1 | 1* | 2** | 24 | 24 | 25 | 19 | 1 | 227 |

*ret. blkd FGA

**reverd blkd punt (1)

1985 Team Statistics

| TOTAL FIRST DOWNS | 49ers | Opp. | KICKOFFS | Total Yards Returned | 88 | 72 |
|-----------------------------------|-------------|-------------|------------------------------|----------------------|-------|----|
| By Rushing | 137 | 89 | Average Length of Return | 21.9 | 20.6 | |
| By Passing | 179 | 183 | PENALTIES | 105 | 106 | |
| By Penalties | 24 | 21 | Yards Penalized | 868 | 778 | |
| TOTAL YARDS GAINED | 5920 | 5191 | FUMBLES | 29 | 31 | |
| By Rushing | 2232 | 1683 | Own Fumbles Recovered | 9 | 14 | |
| By Passing | 3688 | 3508 | Opponents' Fumbles Recovered | 17 | 20 | |
| TOTAL PLAYS FROM SCRIMMAGE | 1069 | 1116 | FIELD GOALS | 13 | 27 | |
| Rushes | 477 | 435 | Field Goals Attempted | 21 | 35 | |
| Average Gain Per Rush | 4.7 | 3.9 | TOTAL POINTS SCORED | 411 | 263 | |
| NET YARDS PASSING | 3688 | 3508 | Touchdowns Scored | 53 | 26 | |
| Passes Attempted | 550 | 621 | Touchdowns Rushing | 20 | 10 | |
| Passes Completed | 331 | 346 | Touchdowns Passing | 28 | 11 | |
| Percent Completed | 60.2 | 55.7 | Touchdown Returns | 5 | 5 | |
| Had Intercepted | 14 | 18 | Extra Points | 52 | 24 | |
| Times Sacked | 42 | 60 | Safeties | 1 | 1 | |
| Lost Attempting to Pass | 299 | 457 | AVG. TIME OF POSSESSION | 28:45 | 31:15 | |
| PUNTS | 87 | 92 | | | | |
| Total Yardage of Punts | 3422 | 3644 | | | | |
| Average Length | 39.3 | 39.6 | | | | |



1986 Individual Statistics

| RUSHING | | | | | | Att. | Yds | Avg. | LG | TD | | | |
|-------------------|------------|-------------|-------------|------------|-----------|---------------------|-----------|-------------|-------------|-------------|------------|-----------|----------|
| Craig, Roger | 204 | 830 | 4.1 | 25 | 7 | Fuller, Jeff | 4 | 44 | 11.0 | 26 | 0 | | |
| Cribbs, Joe | 152 | 590 | 3.9 | 19 | 5 | Holmoe, Tom | 3 | 149 | 49.7 | 78t | 2 | | |
| Rathman, Tom | 33 | 138 | 4.2 | 29t | 1 | Williamson, Carlton | 3 | 3 | 1.0 | 2 | 0 | | |
| Tyler, Wendell | 31 | 127 | 4.1 | 14 | 0 | Griffin, Don | 3 | 0 | 0.0 | 0 | 0 | | |
| Harmon, Derrick | 27 | 77 | 2.9 | 15 | 1 | Nixon, Tory | 2 | 106 | 53.0 | 88t | 1 | | |
| Rice, Jerry | 10 | 72 | 7.2 | 18 | 1 | Tuiasosopo, Manu | 1 | 22 | 22.0 | 22 | 0 | | |
| Kemp, Jeff | 15 | 49 | 3.3 | 12 | 0 | Cousineau, Tom | 1 | 18 | 18.0 | 18 | 0 | | |
| Cherry, Tony | 11 | 42 | 3.8 | 10 | 0 | Turner, Keena | 1 | 9 | 9.0 | 9 | 0 | | |
| Montana, Joe | 17 | 38 | 2.2 | 17 | 0 | Haley, Charles | 1 | 8 | 8.0 | 8 | 0 | | |
| Moroski, Mike | 6 | 22 | 3.7 | 12 | 1 | 49ERS | 39 | 578 | 14.8 | 88t | 5 | | |
| Ring, Bill | 3 | 4 | 1.3 | 4 | 0 | OPPONENTS | 20 | 205 | 10.3 | 57 | 0 | | |
| Frank, John | 1 | -3 | -3.0 | -3 | 0 | KICKOFF RETURNS | | | | | | | |
| 49ERS | 510 | 1986 | 3.9 | 29t | 16 | No. | Yds | Avg. | LG | TD | | | |
| OPPONENTS | 406 | 1555 | 3.8 | 36 | 8 | Crawford, Derrick | 15 | 280 | 18.7 | 34 | 0 | | |
| RECEIVING | | | | | | Monroe, Carl | 8 | 139 | 17.4 | 25 | 0 | | |
| Rice, Jerry | 86 | 1570 | 18.3 | 66t | 15 | Griffin, Don | 5 | 97 | 19.4 | 28 | 0 | | |
| Craig, Roger | 81 | 624 | 7.7 | 48 | 0 | Harmon, Derrick | 4 | 82 | 20.5 | 28 | 0 | | |
| Clark, Dwight | 61 | 794 | 13.0 | 45t | 2 | Rathman, Tom | 3 | 66 | 22.0 | 22 | 0 | | |
| Francis, Russ | 41 | 505 | 12.3 | 52 | 1 | Cherry, Tony | 2 | 29 | 14.5 | 17 | 0 | | |
| Cribbs, Joe | 35 | 346 | 9.9 | 33 | 0 | Frank, John | 2 | 24 | 12.0 | 16 | 0 | | |
| Rathman, Tom | 13 | 121 | 9.3 | 14 | 0 | McKyer, Tim | 1 | 15 | 15.0 | 15 | 0 | | |
| Wilson, Mike | 9 | 104 | 11.6 | 18 | 1 | Ring, Bill | 1 | 15 | 15.0 | 15 | 0 | | |
| Frank, John | 9 | 61 | 6.8 | 17 | 2 | Wilson, Mike | 1 | 10 | 10.0 | 10 | 0 | | |
| Harmon, Derrick | 8 | 78 | 9.8 | 15 | 0 | 49ERS | 42 | 757 | 18.0 | 34 | 0 | | |
| Crawford, Derrick | 5 | 70 | 14.0 | 42 | 0 | OPPONENTS | 71 | 1598 | 22.5 | 101t | 0 | | |
| Margerum, Ken | 2 | 12 | 6.0 | 6 | 0 | PUNT RETURNS | | | | | | | |
| Monroe, Carl | 2 | 6 | 3.0 | 5 | 0 | No. | FC | Yds | Avg. | LG | TD | | |
| Ring, Bill | 1 | 8 | 8.0 | 8 | 0 | Griffin, Don | 38 | 18 | 377 | 9.9 | 76t | 1 | |
| 49ERS | 353 | 4299 | 12.2 | 66t | 21 | Crawford, Derrick | 4 | 0 | 15 | 3.8 | 9 | 0 | |
| OPPONENTS | 324 | 3773 | 11.7 | 84t | 18 | McKyer, Tim | 1 | 1 | 5 | 5.0 | 5 | 0 | |
| INTERCEPTIONS | | | | | | 49ERS | 43 | 19 | 397 | 9.2 | 76t | 1 | |
| Lott, Ronnie | 10 | 134 | 13.4 | 57t | 1 | OPPONENTS | 49 | 12 | 373 | 7.6 | 39 | 1 | |
| McKyer, Tim | 6 | 33 | 5.5 | 21t | 1 | PUNTING | | | | | | | |
| Fahnhorst, Jim | 4 | 52 | 13.0 | 46 | 0 | No. | Yds | Avg. | TB | I-20 | LG | Blk | |
| | | | | | | Runager, Max | 83 | 3450 | 41.6 | 8 | 23 | 62 | 2 |
| | | | | | | 49ERS | 85 | 3450 | 40.6 | 9 | 23 | 62 | 2 |
| | | | | | | OPPONENTS | 91 | 3765 | 41.4 | 9 | 20 | 73 | 0 |

| PASSING | Att. | Comp. | Pct. | Yds | LG | TD | Int | QB |
|------------------|------------|------------|-------------|-------------|------------|-----------|-----------|-------------|
| Montana, Joe | 307 | 191 | 62.2 | 2236 | 48 | 8 | 9 | 80.7 |
| Kemp, Jeff | 200 | 119 | 59.5 | 1554 | 66t | 11 | 8 | 85.7 |
| Moroski, Mike | 73 | 42 | 57.5 | 493 | 52 | 2 | 3 | 70.2 |
| Rice, Jerry | 2 | 1 | 50.0 | 16 | 16 | 0 | 0 | 77.1 |
| 49ERS | 582 | 353 | 60.7 | 4299 | 66t | 21 | 20 | 81.1 |
| OPPONENTS | 604 | 324 | 53.6 | 3773 | 84t | 18 | 39 | 55.8 |

| SCORING | TOUCHDOWNS | | | TDs by Returns | | | | PAT | | Field Goals | | | Total Pts | |
|------------------|------------|-----------|-----------|----------------|----------|----------|-----------|------------|-----------|-------------|-----------|-----------|-----------|------------|
| | Total | Rush | Pass | Int | Fmbld | KO | FGA | Punt | Att | Con | Att | Con | | Saf |
| Werschling, Ray | | | | | | | | | 43 | 41 | 35 | 25 | 0 | 116 |
| Rice, Jerry | 16 | 1 | 15 | | | | | | | | | | | 96 |
| Craig, Roger | 7 | 7 | | | | | | | | | | | | 42 |
| Cribbs, Joe | 5 | 5 | | | | | | | | | | | | 30 |
| Clark, Dwight | 2 | | 2 | | | | | | | | | | | 12 |
| Frank, John | 2 | | 2 | | | | | | | | | | | 12 |
| Holmoe, Tom | 2 | | | 2 | | | | | | | | | | 12 |
| Francis, Russ | 1 | | 1 | | | | | | | | | | | 6 |
| Griffin, Don | 1 | | | | | | | | | | | | | 6 |
| Harmon, Derrick | 1 | 1 | | | | | | | | | | | | 6 |
| Lott, Ronnie | 1 | | | 1 | | | | | | | | | | 6 |
| McKyer, Tim | 1 | | | 1 | | | | | | | | | | 6 |
| Moroski, Mike | 1 | 1 | | | | | | | | | | | | 6 |
| Nixon, Tory | 1 | | | 1 | | | | | | | | | | 6 |
| Rathman, Tom | 1 | 1 | | | | | | | | | | | | 6 |
| Wilson, Mike | 1 | | 1 | | | | | | | | | | | 6 |
| 49ERS | 43 | 16 | 21 | 5 | 0 | 0 | 0 | 1 | 43 | 41 | 35 | 25 | 0 | 374 |
| OPPONENTS | 31 | 8 | 18 | 0 | 0 | 1 | 1* | 1** | 29 | 28 | 25 | 15 | 0 | 247 |

*ret. blkd FGA
**rcvrd blkd punt

1986 Team Statistics

| | | | | | |
|-----------------------------------|-------|------|--------------------------------|-------|-------|
| TOTAL FIRST DOWNS | 49ers | Opp. | KICKOFFS | 42 | 71 |
| By Rushing | 346 | 285 | Total Yards Returned | 757 | 1598 |
| By Passing | 114 | 97 | Average Length of Return | 18.0 | 22.5 |
| By Penalties | 213 | 169 | PENALTIES | 95 | 89 |
| TOTAL YARDS GAINED | 6082 | 4880 | Yards Penalized | 691 | 653 |
| By Rushing | 1986 | 1555 | FUMBLES | 32 | 31 |
| By Passing | 4096 | 3325 | Own Fumbles Recovered | 23 | 21 |
| TOTAL PLAYS FROM SCRIMMAGE | 1118 | 1061 | Opponents' Fumbles Recovered | 10 | 9 |
| Rushes | 510 | 406 | FIELD GOALS | 25 | 15 |
| Average Gain Per Rush | 3.9 | 3.8 | Field Goals Attempted | 35 | 25 |
| NET YARDS PASSING | 4096 | 3325 | TOTAL POINTS SCORED | 374 | 247 |
| Passes Attempted | 582 | 604 | Touchdowns Scored | 43 | 29 |
| Passes Completed | 353 | 324 | Touchdowns Rushing | 16 | 8 |
| Percent Completed | 60.7 | 53.6 | Touchdowns Passing | 21 | 18 |
| Had Intercepted | 20 | 39 | Touchdown Returns | 6 | 3 |
| Times Sacked | 26 | 51 | Extra Points | 41 | 28 |
| Lost Attempting to Pass | 203 | 448 | Safeties | 0 | 0 |
| PUNTS | 85 | 91 | AVG. TIME OF POSSESSION | 30:28 | 29:32 |
| Total Yardage of Punts | 3450 | 3765 | | | |
| Average Length | 40.6 | 41.4 | | | |

HISTORY



1987 Individual Statistics

| RUSHING | | | | | INTERCEPTIONS | | | | | | |
|-------------------|-----|------|------|----|---------------|---------------------|-----|-----|------|----|---|
| Att. | Yds | Avg. | LG | TD | No. | Yds | Avg | LG | TD | | |
| Craig, Roger | 215 | 815 | 3.8 | 25 | 3 | Loft, Ronnie | 5 | 62 | 12.4 | 34 | 0 |
| Cribbs, Joe | 70 | 300 | 4.3 | 20 | 1 | Griffin, Don | 5 | 1 | 0.2 | 1 | 0 |
| Rathman, Tom | 62 | 257 | 4.2 | 35 | 1 | McLenore, Dana | 2 | 35 | 17.5 | 25 | 0 |
| Young, Steve | 26 | 190 | 7.3 | 29 | 1 | McKyer, Tim | 2 | 0 | 0.0 | 0 | 0 |
| Montana, Joe | 35 | 141 | 4.0 | 20 | 1 | Courtney, Matt | 1 | 30 | 30.0 | 0 | 0 |
| Sydney, Harry | 29 | 125 | 4.3 | 15 | 0 | Williamson, Carlton | 1 | 17 | 17.0 | 17 | 0 |
| Varajon, Mike | 18 | 82 | 4.6 | 11 | 0 | Walter, Mike | 1 | 16 | 16.0 | 16 | 0 |
| Cherry, Tony | 13 | 65 | 5.0 | 16 | 1 | Turner, Keena | 1 | 15 | 15.0 | 15 | 0 |
| Rice, Jerry | 8 | 51 | 6.4 | 17 | 1 | Martin, Derrick | 1 | 12 | 12.0 | 12 | 0 |
| Hardy, Andre | 7 | 48 | 6.9 | 14 | 0 | Cousineau, Tom | 1 | 11 | 11.0 | 11 | 0 |
| Rodgers, Del | 11 | 46 | 4.2 | 15 | 1 | Nixon, Tony | 1 | 5 | 5.0 | 5 | 0 |
| Stevens, Mark | 10 | 45 | 4.5 | 16 | 1 | Shell, Todd | 1 | 1 | 1.0 | 1 | 0 |
| DuBose, Doug | 10 | 33 | 3.3 | 11 | 0 | Fahnhorst, Jim | 1 | 0 | 0.0 | 0 | 0 |
| Monroe, Carl | 2 | 26 | 13.0 | 17 | 0 | Holmeo, Tom | 1 | 0 | 0.0 | 0 | 0 |
| Flagler, Terrence | 6 | 11 | 1.8 | 5 | 0 | McColl, Milt | 1 | 0 | 0.0 | 0 | 0 |
| Frank, John | 1 | 2 | 2.0 | 2 | 0 | 49ERS | 25 | 205 | 8.2 | 34 | 0 |
| Blount, Ed | 1 | 0 | 0.0 | 0 | 0 | OPPONENTS | 14 | 258 | 18.4 | 38 | 0 |

| 49ERS OPPONENTS | | | | | KICKOFF RETURNS | | | | | | | | |
|-------------------|------|------|------|----|-----------------|-------------------|------|------|------|------|----|-----|---|
| No. | Yds | Avg. | LG | TD | No. | Yds | Avg | LG | TD | | | | |
| 524 | 2237 | 4.3 | 35 | 11 | Rodgers, Del | 17 | 358 | 21.1 | 50 | 0 | | | |
| 429 | 1611 | 3.8 | 37 | 8 | Cribbs, Joe | 13 | 327 | 25.2 | 92 | 1 | | | |
| RECEIVING | | | | | 49ERS | | | | | | | | |
| No. | Yds | Avg. | LG | TD | No. | Yds | Avg | LG | TD | | | | |
| Craig, Roger | 66 | 492 | 7.5 | 35 | 1 | 12 | 243 | 20.3 | 30 | 0 | | | |
| Rice, Jerry | 65 | 1078 | 16.6 | 37 | 22 | Monroe, Carl | 5 | 91 | 18.2 | 24 | 0 | | |
| Rathman, Tom | 30 | 329 | 11.0 | 29 | 3 | Flagler, Terrence | 3 | 31 | 10.3 | 16 | 0 | | |
| Wilson, Mike | 29 | 450 | 15.5 | 46 | 5 | Rathman, Tom | 2 | 37 | 18.5 | 21 | 0 | | |
| Frank, John | 26 | 296 | 11.4 | 27 | 3 | Henley, Thomas | 1 | 21 | 21.0 | 21 | 0 | | |
| Clark, Dwight | 24 | 290 | 12.1 | 40 | 5 | McLenore, Dana | 1 | 23 | 23.0 | 23 | 0 | | |
| Francis, Russ | 22 | 202 | 9.2 | 19 | 0 | Varajon, Mike | 1 | 13 | 13.0 | 13 | 0 | | |
| Heller, Ron | 12 | 165 | 13.8 | 39 | 3 | 49ERS | 55 | 1144 | 20.8 | 92 | 1 | | |
| Taylor, John | 9 | 151 | 16.8 | 34 | 0 | OPPONENTS | 76 | 1598 | 21.0 | 97 | 1 | | |
| Cribbs, Joe | 9 | 70 | 7.8 | 16 | 0 | PUNT RETURNS | | | | | | | |
| Greer, Terry | 6 | 111 | 18.5 | 50 | 1 | No. | FC | Yds | Avg | LG | TD | | |
| Gladney, Tony | 4 | 60 | 15.0 | 19 | 0 | McLenore, Dana | 21 | 7 | 265 | 12.6 | 83 | 1 | |
| DuBose, Doug | 4 | 37 | 9.3 | 14 | 0 | Griffin, Don | 9 | 2 | 79 | 8.8 | 29 | 0 | |
| Monroe, Carl | 3 | 66 | 22.0 | 39 | 1 | Martin, Derrick | 2 | 0 | 12 | 6.0 | 9 | 0 | |
| Varajon, Mike | 3 | 25 | 8.3 | 12 | 0 | Pollard, Darryl | 1 | 0 | 0.0 | 0 | 0 | | |
| Rodgers, Del | 2 | 45 | 22.5 | 24 | 0 | Taylor, John | 1 | 0 | 9 | 9.0 | 9 | 0 | |
| Jones, Brent | 2 | 35 | 17.5 | 22 | 0 | 49ERS | 34 | 9 | 365 | 10.7 | 83 | 1 | |
| Flagler, Terrence | 2 | 28 | 14.0 | 24 | 0 | OPPONENTS | 29 | 10 | 195 | 6.7 | 26 | 1 | |
| Dressel, Chris | 1 | 8 | 8.0 | 8 | 0 | PUNTING | | | | | | | |
| Hardy, Andre | 1 | 7 | 7.0 | 7 | 0 | No. | Yds | Avg | TB | I-20 | LG | Rbk | |
| Margerum, Ken | 1 | 7 | 7.0 | 7 | 0 | 55 | 2157 | 39.2 | 7 | 13 | 36 | 1 | |
| Sydney, Harry | 1 | 3 | 3.0 | 3 | 0 | Asmus, Jim | 12 | 384 | 32.0 | 1 | 3 | 51 | 0 |
| 49ERS | 322 | 3955 | 12.3 | 57 | 44 | 49ERS | 67 | 2541 | 37.9 | 8 | 16 | 56 | 1 |
| OPPONENTS | 224 | 2771 | 12.4 | 63 | 13 | OPPONENTS | 72 | 2850 | 39.6 | 6 | 13 | 68 | 1 |

| PASSING | | | | TOUCHDOWNS | | | | TDs by Returns | | | | PAT | | | | Field Goals | | | | Total |
|---------------|-------|------|-------|------------|----|-----|-----|----------------|-----|------|-----|-----|-----|-----|-----|-------------|-----|--|--|-------|
| Att. | Comp. | Pct. | Yds | LG | TD | Int | Fmb | KO | FGA | Punt | Att | Con | Att | Con | Suf | Mis | Pts | | | |
| Montana, Joe | 398 | 266 | 66.8 | 3054 | 57 | 31 | 13 | 102.1 | | | | | | | | | | | | |
| Young, Steve | 69 | 37 | 53.6 | 570 | 50 | 10 | 0 | 120.8 | | | | | | | | | | | | |
| Gagliano, Bob | 29 | 16 | 55.2 | 229 | 50 | 1 | 1 | 78.1 | | | | | | | | | | | | |
| Stevens, Mark | 4 | 1 | 50.0 | 52 | 39 | 1 | 0 | 135.4 | | | | | | | | | | | | |
| Sydney, Harry | 1 | 1 | 100.0 | 50 | 50 | 1 | 0 | 158.3 | | | | | | | | | | | | |
| 49ERS | 501 | 322 | 64.3 | 3955 | 57 | 44 | 14 | 106.2 | | | | | | | | | | | | |
| OPPONENTS | 467 | 224 | 48.0 | 2771 | 63 | 13 | 25 | 53.8 | | | | | | | | | | | | |

| SCORING | | | | TDs by Returns | | | | PAT | | | | Field Goals | | | | Total |
|-----------------|------|------|-----|----------------|----|-----|------|-----|-----|-----|-----|-------------|-----|-----|--|-------|
| Total | Rush | Pass | Int | Fmb | KO | FGA | Punt | Att | Con | Att | Con | Suf | Mis | Pts | | |
| Rice, Jerry | 23 | 1 | 22 | | | | | | | | | | | 138 | | |
| Wersching, Ray | | | | | | | | | | 46 | 44 | 17 | 13 | 83 | | |
| Clark, Dwight | 5 | 5 | 3 | | | | | | | | | | | 30 | | |
| Wilson, Mike | 5 | 1 | 1 | | | | | | | | | | | 30 | | |
| Craig, Roger | 4 | 3 | 1 | | | | | | | | | | | 24 | | |
| Rathman, Tom | 4 | 1 | 3 | | | | | | | | | | | 24 | | |
| Brockhaus, Jeff | | | | | | | | | | 13 | 11 | 6 | 3 | 20 | | |
| Frank, John | 3 | | 3 | | | | | | | | | | | 18 | | |
| Heller, Ron | 3 | | 3 | | | | | | | | | | | 18 | | |
| Cribbs, Joe | 2 | 1 | 3 | | | | | | | | | | | 12 | | |
| Cherry, Tony | 1 | 1 | | | | | | | | | | | | 6 | | |
| Greer, Terry | 1 | | | | | | | | | | | | | 6 | | |
| McLenore, Dana | 1 | | | | | | | | | | | | | 6 | | |
| Monroe, Carl | 1 | | | | | | | | | | | | | 6 | | |
| Montana, Joe | 1 | 1 | | | | | | | | | | | | 6 | | |
| Rodgers, Del | 1 | 1 | | | | | | | | | | | | 6 | | |
| Stevens, Mark | 1 | 1 | | | | | | | | | | | | 6 | | |
| Taylor, John | 1 | | | | | | | | | | | | | 6 | | |
| Wells, Mike | 1 | | | | | | | | | | | | | 6 | | |
| Young, Steve | 1 | 1 | | | | | | | | | | | | 6 | | |
| Fuller, Jeff | 1 | 1 | | | | | | | | | | | | 6 | | |
| 49ERS | 59 | 11 | 44 | 0 | 1 | 1 | 0 | 2 | 59 | 55 | 23 | 16 | 4 | 459 | | |
| OPPONENTS | 26 | 8 | 13 | 0 | 3 | 0 | 1** | 1* | 26 | 25 | 35 | 24 | 0 | 253 | | |

*ret. blkd punt **ret. blkd FGA **revrd blkd punt

1987 Team Statistics

| TOTAL FIRST DOWNS | | | | PUNTS | | | | KICKOFFS | | | | PENALTIES | | | | FUMBLER | | | | FIELD GOALS | | | |
|-------------------|------|------|------|----------------------------|-------|---------|--------------|----------|-------|---------|-------|-----------|---------|------------------------------|-------|---------|------------------------------|-------|---------|-------------|--|--|--|
| Total | Rush | Pass | Opp. | Total | Yards | Average | Opp. | Total | Yards | Average | Total | Yards | Average | Total | Yards | Average | Total | Yards | Average | | | | |
| 357 | 134 | 95 | 250 | 68 | 72 | 2541 | 2850 | 2541 | 2850 | 37.4 | 39.6 | 35 | 76 | 25 | 30 | 13 | 17 | 13 | 17 | | | | |
| By Rushing | 134 | 95 | 250 | Total Yards of Punts | 2541 | 2850 | By Passing | 202 | 132 | 132 | 132 | 88 | 80 | Own Fumbles Recovered | 13 | 17 | Opponents' Fumbles Recovered | 13 | 17 | | | | |
| By Penalties | 21 | 23 | 21 | Average Length | 37.4 | 39.6 | By Rushing | 21 | 23 | 21 | 23 | 792 | 660 | Opponents' Fumbles Recovered | 13 | 17 | By Passing | 2237 | 1611 | | | | |
| By Penalties | 21 | 23 | 21 | Total Yards Returned | 1144 | 1598 | By Passing | 2237 | 1611 | 2237 | 1611 | 2484 | 933 | By Rushing | 322 | 224 | By Penalties | 21 | 23 | | | | |
| By Penalties | 21 | 23 | 21 | Average Length of Return | 20.8 | 21.0 | By Penalties | 21 | 23 | 21 | 23 | 933 | 933 | By Penalties | 21 | 23 | By Rushing | 322 | 224 | | | | |
| By Penalties | 21 | 23 | 21 | Total Plays From Scrimmage | 459 | 253 | By Rushing | 2237 | 1611 | 2237 | 1611 | 2484 | 933 | By Penalties | 21 | 23 | By Passing | 64.3 | 48.0 | | | | |
| By Penalties | 21 | 23 | 21 | Rushes | 59 | 26 | By Passing | 2237 | 1611 | 2237 | 1611 | 2484 | 933 | By Penalties | 21 | 23 | By Rushing | 64.3 | 48.0 | | | | |
| By Penalties | 21 | 23 | 21 | Average Gain Per Rush | 4.3 | 3.8 | By Penalties | 21 | 23 | 21 | 23 | 933 | 933 | By Rushing | 64.3 | 48.0 | By Passing | 64.3 | 48.0 | | | | |
| By Penalties | 21 | 23 | 21 | NET YARDS PASSING | 3750 | 2484 | By Penalties | 21 | 23 | 21 | 23 | 933 | 933 | By Rushing | 64.3 | 48.0 | By Passing | 64.3 | 48.0 | | | | |
| By Penalties | 21 | 23 | 21 | Passes Attempted | 501 | 467 | By Penalties | 21 | 23 | 21 | 23 | 933 | 933 | By Rushing | 64.3 | 48.0 | By Passing | 64.3 | 48.0 | | | | |
| By Penalties | 21 | 23 | 21 | Passes Completed | 322 | 224 | By Penalties | 21 | 23 | 21 | 23 | 933 | 933 | By Rushing | 64.3 | 48.0 | By Passing | 64.3 | 48.0 | | | | |
| By Penalties | 21 | 23 | 21 | Percent Completed | 64.3 | 48.0 | By Penalties | 21 | 23 | 21 | 23 | 933 | 933 | By Rushing | 64.3 | 48.0 | By Passing | 64.3 | 48.0 | | | | |
| By Penalties | 21 | 23 | 21 | Had Intercepted | 14 | 25 | By Penalties | 21 | 23 | 21 | 23 | 933 | 933 | By Rushing | 64.3 | 48.0 | By Passing | 64.3 | 48.0 | | | | |
| By Penalties | 21 | 23 | 21 | Times Sacked | 29 | 27 | By Penalties | 21 | 23 | 21 | 23 | 933 | 933 | By Rushing | 64.3 | 48.0 | By Passing | 64.3 | 48.0 | | | | |
| By Penalties | 21 | 23 | 21 | Lost Attempting to Pass | 205 | 287 | By Penalties | 21 | 23 | 21 | 23 | 933 | 933 | By Rushing | 64.3 | 48.0 | By Passing | 64.3 | 48.0 | | | | |
| By Penalties | 21 | 23 | 21 | | | | By Penalties | 21 | 23 | 21 | 23 | 933 | 933 | By Rushing | 64.3 | 48.0 | By Passing | 64.3 | 48.0 | | | | |
| By Penalties | 21 | 23 | 21 | | | | By Penalties | 21 | 23 | 21 | 23 | 933 | 933 | By Rushing | 64.3 | 48.0 | By Passing | 64.3 | 48.0 | | | | |
| By Penalties | 21 | 23 | 21 | | | | By Penalties | 21 | | | | | | | | | | | | | | | |



1988 Individual Statistics

| RUSHING | | | | | INTERCEPTIONS | | | | | | | | |
|-------------------|------------|-------------|-------------|-------------|-----------------|------------------|-----------|-------------|-------------|-------------|------------|----------|--|
| Att. | Yds | Avg. | LG | TD | No. | Yds | Avg | LG | TD | | | | |
| Craig, Roger | 310 | 1502 | 4.9 | 46f | 9 | McKyer, Tim | 7 | 11 | 1.6 | 7 | 0 | | |
| Rathman, Tom | 102 | 427 | 4.2 | 26 | 2 | Lott, Ronnie | 5 | 59 | 11.8 | 44 | 0 | | |
| Young, Steve | 27 | 184 | 6.8 | 49f | 1 | Fuller, Jeff | 4 | 18 | 4.5 | 10 | 0 | | |
| Montana, Joe | 38 | 132 | 3.5 | 15 | 3 | Holmoe, Tom | 2 | 0 | 0.0 | 0 | 0 | | |
| DuBose, Doug | 24 | 116 | 4.8 | 37f | 2 | Wright, Eric | 2 | -2 | -1.0 | 0 | 0 | | |
| Rice, Jerry | 13 | 107 | 8.2 | 29 | 1 | Turner, Keena | 1 | 2 | 2.0 | 2 | 0 | | |
| Sydney, Harry | 9 | 50 | 5.6 | 13 | 0 | Carter, Michael | 1 | 0 | 0.0 | 0 | 0 | | |
| Flagler, Terrence | 3 | 5 | 1.7 | 4 | 0 | 49ERS | 22 | 88 | 4.0 | 44 | 0 | | |
| Helton, Barry | 1 | 0 | 0.0 | 0 | 0 | OPPONENTS | 14 | 185 | 13.2 | 47f | 1 | | |
| 49ERS | 527 | 2523 | 4.8 | 49f | 18 | KICKOFF RETURNS | | | | | | | |
| OPPONENTS | 441 | 1588 | 3.6 | 36f | 8 | No. | Yds | Avg | LG | TD | | | |
| RECEIVING | | | | | PUNT RETURNS | | | | | | | | |
| No. | Yds | Avg | LG | TD | No. | FC | Yds | Avg | LG | TD | | | |
| Craig, Roger | 76 | 492 | 6.5 | 22 | 1 | Taylor, John | 12 | 225 | 18.8 | 29 | 0 | | |
| Rice, Jerry | 64 | 1078 | 16.8 | 96f | 9 | Rodgers, Del | 6 | 98 | 16.3 | 24 | 0 | | |
| Rathman, Tom | 42 | 329 | 7.8 | 24 | 0 | Craig, Roger | 2 | 32 | 16.0 | 17 | 0 | | |
| Wilson, Mike | 33 | 450 | 13.6 | 31 | 3 | Sydney, Harry | 1 | 8 | 8.0 | 8 | 0 | | |
| Frank, John | 16 | 296 | 18.5 | 38 | 3 | Thomas, Chuck | 1 | 5 | 5.0 | 5 | 0 | | |
| Taylor, John | 14 | 325 | 23.2 | 73f | 2 | Wilson, Mike | 1 | 2 | 2.0 | 2 | 0 | | |
| Heller, Ron | 14 | 140 | 10.0 | 22 | 0 | 49ERS | 55 | 978 | 17.8 | 44 | 0 | | |
| Greer, Terry | 8 | 120 | 15.0 | 31 | 0 | OPPONENTS | 73 | 1362 | 18.6 | 40 | 1 | | |
| Jones, Brent | 8 | 57 | 7.1 | 18f | 2 | PUNT RETURNS | | | | | | | |
| DuBose, Doug | 6 | 57 | 9.5 | 13 | 0 | No. | FC | Yds | Avg | LG | TD | | |
| Flagler, Terrence | 4 | 72 | 18.0 | 57 | 0 | Taylor, John | 44 | 7 | 556 | 12.6 | 95f | 2 | |
| Chandler, Wes | 4 | 33 | 8.3 | 9 | 0 | Chandler, Wes | 6 | 5 | 28 | 4.7 | 13 | 0 | |
| Sydney, Harry | 2 | 18 | 9.0 | 9 | 0 | Griffin, Don | 4 | 3 | 28 | 7.0 | 10 | 0 | |
| McIntyre, Guy | 1 | 17 | 17.0 | 17f | 1 | 49ERS | 54 | 15 | 612 | 11.3 | 95f | 2 | |
| Nicholas, Calvin | 1 | 14 | 14.0 | 14 | 0 | OPPONENTS | 47 | 10 | 426 | 9.1 | 41 | 0 | |
| 49ERS | 293 | 3498 | 11.9 | 96f | 21 | PUNTING | | | | | | | |
| OPPONENTS | 292 | 3284 | 11.3 | 67f | 25 | No. | Yds | Avg | TB | l-20 | LG | Bk | |
| PASSING | | | | | KICKOFF RETURNS | | | | | | | | |
| Att. | Comp. | Pct. | Yds | LG | TD | Int | QB | | | | | | |
| Montana, Joe | 397 | 238 | 60.0 | 2981 | 18 | 10 | 87.9 | | | | | | |
| Young, Steve | 101 | 54 | 53.5 | 680 | 73f | 3 | 72.2 | | | | | | |
| Rice, Jerry | 3 | 1 | 33.3 | 14 | 14 | 0 | 9.7 | | | | | | |
| Sydney, Harry | 1 | 0 | 0.0 | 0 | 0 | 0 | 39.6 | | | | | | |
| 49ERS | 502 | 293 | 58.4 | 3675 | 96f | 21 | 14 | 83.5 | | | | | |
| OPPONENTS | 530 | 292 | 55.1 | 3284 | 67f | 25 | 22 | 72.2 | | | | | |

| TOUCHDOWNS | | | | | TDs by Returns | | | | | PAT | | Field Goals | | | Total |
|--------------------|-----------|-----------|-----------|----------|----------------|----------|----------|----------|-----------|-----------|-----------|-------------|----------|------------|-------|
| Total | Rush | Pass | Int | Fmbl | KO | FGA | Punt | Att | Con | Att | Con | Saf | Pts | | |
| <i>Cofer, Mike</i> | | | | | | | | 41 | 40 | 38 | 27 | | 121 | | |
| Craig, Roger | 10 | 9 | 1 | | | | | | | | | | 60 | | |
| Rice, Jerry | 10 | 1 | 9 | | | | | | | | | | 60 | | |
| Taylor, John | 4 | | 2 | | | | 2 | | | | | | 24 | | |
| Frank, John | 3 | | 3 | | | | | | | | | | 18 | | |
| Montana, Joe | 3 | 3 | | | | | | | | | | | 18 | | |
| Wilson, Mike | 3 | | 3 | | | | | | | | | | 18 | | |
| DuBose, Doug | 2 | 2 | | | | | | | | | | | 12 | | |
| Jones, Brent | 2 | | 2 | | | | | | | | | | 12 | | |
| Rathman, Tom | 2 | 2 | | | | | | | | | | | 12 | | |
| McIntyre, Guy | 1 | | 1 | | | | | | | | | | 6 | | |
| Young, Steve | 1 | 1 | | | | | | | | | | | 6 | | |
| Haley, Charles | | | | | | | | | | | | | 2 | | |
| 49ERS | 41 | 18 | 21 | 0 | 0 | 0 | 0 | 2 | 41 | 40 | 38 | 27 | 1 | 369 | |
| OPPONENTS | 34 | 8 | 25 | 1 | 0 | 0 | 0 | 0 | 34 | 34 | 24 | 18 | 1 | 294 | |

1988 Team Statistics

| | | | | | |
|-----------------------------------|-------|------|--------------------------------|-------|-------|
| TOTAL FIRST DOWNS | 49ers | Opp. | KICKOFFS | 55 | 73 |
| By Rushing | 326 | 277 | Total Yards Returned | 978 | 1362 |
| By Passing | 141 | 90 | Average Length of Return | 17.8 | 18.7 |
| By Penalties | 167 | 160 | PENALTIES | 115 | 76 |
| TOTAL YARDS GAINED | 5900 | 4575 | Yards Penalized | 986 | 603 |
| By Rushing | 2523 | 1588 | FUMBLES | 27 | 30 |
| By Passing | 3377 | 2987 | Own Fumbles Recovered | 15 | 16 |
| TOTAL PLAYS FROM SCRIMMAGE | 1076 | 1013 | Opponents' Fumbles Recovered | 14 | 12 |
| Rushes | 527 | 441 | FIELD GOALS | 27 | 18 |
| Average Gain Per Rush | 4.8 | 3.6 | Field Goals Attempted | 38 | 24 |
| NET YARDS PASSING | 3377 | 2987 | TOTAL POINTS SCORED | 369 | 294 |
| Passes Attempted | 502 | 530 | Touchdowns Scored | 41 | 34 |
| Passes Completed | 293 | 292 | Touchdowns Rushing | 18 | 8 |
| Percent Completed | 58.4 | 55.1 | Touchdowns Passing | 21 | 25 |
| Had Intercepted | 14 | 22 | Touchdown Returns | 2 | 1 |
| Times Sacked | 47 | 42 | Extra Points | 40 | 34 |
| Lost Attempting to Pass | 298 | 297 | Safeties | 1 | 1 |
| PUNTS | 80 | 86 | AVG. TIME OF POSSESSION | 30:31 | 29:29 |
| Total Yardage of Punts | 3093 | 3522 | | | |
| Average Length | 38.7 | 41.0 | | | |

HISTORY



1989 Individual Statistics

| RUSHING | | | | | RECEIVING | | | | | INTERCEPTIONS | | | | | | | | | |
|---------|------|------|-----|----|-----------|------|------|-----|----|---------------|------|------|------|-----|----------|--|--|--|--|
| Att. | Yds | Avg. | LG | TD | No. | Yds | Avg | LG | TD | No. | Yds | Avg | LG | TD | | | | | |
| 271 | 1054 | 3.9 | 27 | 6 | 82 | 1483 | 18.1 | 68t | 17 | 5 | 34 | 6.8 | 28 | 0 | | | | | |
| 79 | 305 | 3.9 | 13 | 1 | 73 | 616 | 8.4 | 36 | 1 | 3 | 38 | 12.7 | 17 | 0 | | | | | |
| 49 | 227 | 4.6 | 19 | 3 | 49 | 473 | 9.7 | 44 | 1 | 3 | 31 | 10.3 | 19 | 0 | | | | | |
| 33 | 129 | 3.9 | 29t | 1 | 40 | 500 | 12.5 | 36t | 4 | 1 | 26 | 26.0 | 26 | 0 | | | | | |
| 38 | 126 | 3.3 | 22 | 2 | 9 | 103 | 11.4 | 19 | 1 | 339 | 4584 | 13.5 | 95t | 35 | | | | | |
| 9 | 56 | 6.2 | 18 | 0 | 9 | 71 | 7.9 | 13 | 0 | 316 | 3568 | 11.3 | 65t | 15 | | | | | |
| 5 | 33 | 6.6 | 17 | 0 | 6 | 51 | 8.5 | 30 | 0 | 49ERS | | | | | | | | | |
| 7 | 30 | 4.3 | 11t | 1 | 4 | 16 | 4.0 | 9 | 1 | OPONENTS | | | | | | | | | |
| 1 | 6 | 6.0 | 6 | 0 | 3 | 130 | 43.3 | 78 | 0 | PASSING | | | | | | | | | |
| 1 | 0 | 0.0 | 0 | 0 | 3 | 38 | 12.7 | 17 | 0 | 386 | 271 | 70.2 | 352t | 95t | | | | | |
| 493 | 1966 | 4.0 | 29t | 14 | 3 | 26 | 20.0 | 26 | 0 | 92 | 64 | 69.6 | 100t | 50t | | | | | |
| 372 | 1383 | 3.7 | 23 | 9 | 3 | 38 | 12.7 | 17 | 0 | 5 | 4 | 80.0 | 62 | 45t | | | | | |
| 49ERS | | | | | OPONENTS | | | | | PUNTING | | | | | | | | | |
| 49ERS | | | | | OPONENTS | | | | | 49ERS | | | | | OPONENTS | | | | |
| 49ERS | | | | | OPONENTS | | | | | 49ERS | | | | | OPONENTS | | | | |

| PASSING | | | | | PUNTING | | | | | | | | | |
|---------|-------|------|------|-----|---------|-----|-------|----------|------|------|----|------|----|----|
| Att. | Comp. | Pct. | Yds | LG | TD | Int | QB | No. | Yds | Avg | TB | 1-20 | LG | Bk |
| 386 | 271 | 70.2 | 3521 | 95t | 26 | 8 | 112.4 | 55 | 2226 | 40.5 | 6 | 13 | 56 | 1 |
| 92 | 64 | 69.6 | 1001 | 50t | 8 | 3 | 120.8 | 56 | 2226 | 39.8 | 6 | 13 | 56 | 1 |
| 5 | 4 | 80.0 | 62 | 45t | 1 | 0 | 157.9 | 74 | 2875 | 38.9 | 4 | 18 | 57 | 0 |
| 483 | 339 | 70.2 | 4584 | 95t | 35 | 11 | 114.8 | OPONENTS | | | | | | |
| 564 | 316 | 56.0 | 3568 | 65t | 15 | 21 | 68.5 | | | | | | | |

| SCORING | TOUCHDOWNS | | | TDs by Returns | | | | PAT | | Field Goals | | | Total Pts | |
|-------------------|------------|------|------|----------------|-----|----|-----|------|-----|-------------|-----|-----|-----------|-----|
| | Total | Rush | Pass | Int | Fmb | KO | FGA | Punt | Att | Con | Att | Con | | Saf |
| Cofer, Mike | 17 | | 17 | | | | | | 51 | 49 | 36 | 29 | 0 | 136 |
| Rice, Jerry | 10 | | 10 | | | | | | | | | | | 102 |
| Taylor, John | 7 | 6 | 1 | | | | | | | | | | | 60 |
| Craig, Roger | 4 | | 4 | | | | | | | | | | | 42 |
| Jones, Brent | 3 | | 3 | | | | | | | | | | | 24 |
| Montana, Joe | 3 | 3 | 1 | | | | | | | | | | | 18 |
| Rathman, Tom | 2 | | 2 | | | | | | | | | | | 12 |
| Young, Steve | 2 | | 2 | | | | | | | | | | | 12 |
| Flagler, Terrence | 1 | | 1 | | | | | | | | | | | 6 |
| Haley, Charles | 1 | | 1 | | | | | | | | | | | 6 |
| Henderson, Keith | 1 | | 1 | | | | | | | | | | | 6 |
| Jackson, Johnny | 1 | | 1 | | | | | | | | | | | 6 |
| Walls, Wesley | 1 | | 1 | | | | | | | | | | | 6 |
| Wilson, Mike | 1 | | 1 | | | | | | | | | | | 6 |
| 49ERS | 51 | 14 | 35 | 0 | 1 | 0 | 1* | 0 | 51 | 49 | 36 | 29 | 0 | 442 |
| OPONENTS | 26 | 9 | 15 | 0 | 1 | 0 | 0 | 1** | 26 | 26 | 31 | 23 | 1 | 253 |

*ret. bkld PGA **revrd bkld punt

1989 Team Statistics

| TOTAL FIRST DOWNS | | KICKOFFS | |
|----------------------------|------|----------------------|-------|
| 49ers | Opp. | Total Yards Returned | 51 76 |
| 350 | 283 | 954 | 1435 |
| By Rushing | 124 | 76 | 18.7 |
| By Passing | 209 | 178 | 18.9 |
| By Penalties | 17 | 29 | 109 |
| TOTAL YARDS GAINED | 6268 | 4618 | 75 |
| By Rushing | 1966 | 1383 | 922 |
| By Passing | 4302 | 3235 | 32 |
| TOTAL PLAYS FROM SCRIMMAGE | 1021 | 979 | 34 |
| Rushes | 493 | 372 | 18 |
| Average Gain Per Rush | 4.0 | 3.7 | 18 |
| NET YARDS PASSING | 4302 | 3235 | 16 |
| Passes Attempted | 483 | 564 | 29 |
| Passes Completed | 339 | 316 | 31 |
| Percent Completed | 70.2 | 56.0 | 442 |
| Had Intercepted | 11 | 21 | 26 |
| Times Sacked | 45 | 43 | 0 |
| Lost Attempting to Pass | 282 | 333 | 1 |
| PUNTS | 56 | 74 | 26 |
| Total Yardage of Punts | 2226 | 2875 | 26 |
| Average Length | 39.8 | 38.9 | 26 |



1990 Individual Statistics

| RUSHING | | | | | INTERCEPTIONS | | | | | | |
|-------------------------|------------|-------------|------------|------------|---------------|--------------------------------|-----------|------------|-------------|------------|----------|
| Att. | Yds | Avg. | LG | TD | No. | Yds | Avg | LG | TD | | |
| <i>Carter, Dexter</i> | 114 | 460 | 4.0 | 74t | 1 | Waymer, Dave | 7 | 64 | 9.1 | 24 | 0 |
| <i>Craig, Roger</i> | 141 | 439 | 3.1 | 26 | 1 | <i>Griffin, Don</i> | 3 | 32 | 10.7 | 23 | 0 |
| <i>Rathman, Tom</i> | 101 | 318 | 3.2 | 22 | 7 | <i>Lott, Ronnie</i> | 3 | 26 | 8.7 | 15 | 0 |
| <i>Sydney, Harry</i> | 35 | 166 | 4.7 | 19 | 2 | <i>Lewis, Kevin</i> | 1 | 28 | 28.0 | 28 | 0 |
| <i>Montana, Joe</i> | 40 | 162 | 4.1 | 20 | 1 | <i>Plummer, Bruce (Den/SF)</i> | 1 | 16 | 16.0 | 16 | 0 |
| <i>Young, Steve</i> | 15 | 159 | 10.6 | 31 | 0 | <i>Davis, Eric</i> | 1 | 13 | 13.0 | 13 | 0 |
| <i>Henderson, Keith</i> | 6 | 14 | 2.3 | 9 | 0 | <i>Millen, Matt</i> | 1 | 8 | 8.0 | 8 | 0 |
| <i>Rice, Jerry</i> | 2 | 0 | 0.0 | 2 | 0 | <i>Pollard, Darryl</i> | 1 | 0 | 0.0 | 0 | 0 |
| 49ERS | 454 | 1718 | 3.8 | 74t | 12 | 49ERS | 17 | 171 | 10.1 | 28 | 0 |
| OPPONENTS | 353 | 1258 | 3.6 | 27 | 7 | OPPONENTS | 16 | 176 | 11.0 | 65t | 1 |

| RECEIVING | | | | | KICKOFF RETURNS | | | | | | | |
|-------------------------|------------|-------------|-------------|------------|-----------------|-------------------------|-----------|-------------|-------------|------------|-----------|----------|
| No. | Yds | Avg | LG | TD | No. | Yds | Avg | LG | TD | | | |
| <i>Rice, Jerry</i> | 100 | 1502 | 15.0 | 64t | 13 | <i>Carter, Dexter</i> | 41 | 783 | 19.1 | 35 | 0 | |
| <i>Jones, Brent</i> | 56 | 747 | 13.3 | 67t | 5 | <i>Tillman, Spencer</i> | 6 | 111 | 18.5 | 30 | 0 | |
| <i>Taylor, John</i> | 49 | 748 | 15.3 | 78t | 7 | <i>Sydney, Harry</i> | 2 | 33 | 16.5 | 19 | 0 | |
| <i>Rathman, Tom</i> | 48 | 327 | 6.8 | 28 | 0 | <i>Williams, Jamie</i> | 2 | 7 | 3.5 | 7 | 0 | |
| <i>Carter, Dexter</i> | 25 | 217 | 8.7 | 26 | 0 | <i>Walls, Wesley</i> | 1 | 16 | 16.0 | 16 | 0 | |
| <i>Craig, Roger</i> | 25 | 201 | 8.0 | 31 | 0 | <i>Griffin, Don</i> | 1 | 15 | 15.0 | 15 | 0 | |
| <i>Sherrard, Mike</i> | 17 | 264 | 15.5 | 43 | 2 | 49ERS | 53 | 965 | 18.2 | 35 | 0 | |
| <i>Sydney, Harry</i> | 10 | 116 | 11.6 | 23t | 1 | OPPONENTS | 66 | 1284 | 19.5 | 50 | 0 | |
| <i>Williams, Jamie</i> | 9 | 54 | 6.0 | 9 | 0 | PUNT RETURNS | | | | | | |
| <i>Wilson, Mike</i> | 7 | 89 | 12.7 | 34 | 0 | <i>Taylor, John</i> | 26 | 5 | 212 | 8.2 | 30 | 0 |
| <i>Lewis, Ron</i> | 5 | 44 | 8.8 | 14 | 0 | <i>Griffin, Don</i> | 16 | 8 | 105 | 6.6 | 20 | 0 |
| <i>Walls, Wesley</i> | 5 | 27 | 5.4 | 11 | 0 | <i>Davis, Eric</i> | 5 | 3 | 38 | 7.6 | 24 | 0 |
| <i>Henderson, Keith</i> | 4 | 35 | 8.7 | 9 | 0 | <i>Wilson, Mike</i> | 1 | 0 | 1 | 1.0 | 1 | 0 |
| 49ERS | 360 | 4371 | 12.1 | 78t | 28 | 49ERS | 48 | 16 | 356 | 7.4 | 30 | 0 |
| OPPONENTS | 265 | 3278 | 12.4 | 75t | 17 | OPPONENTS | 30 | 13 | 215 | 7.2 | 20 | 0 |

| PASSING | | | | | | | | | |
|----------------------|------------|------------|-------------|-------------|------------|-----------|-------------|--|--|
| Att. | Comp. | Pct. | Yds | LG | TD | Int | QB | | |
| <i>Montana, Joe</i> | 520 | 321 | 61.7 | 3944 | 78t | 26 | 89.0 | | |
| <i>Young, Steve</i> | 62 | 38 | 61.3 | 427 | 34t | 2 | 92.6 | | |
| <i>Helton, Barry</i> | 1 | 1 | 100.0 | 0 | 0 | 0 | 79.2 | | |
| 49ERS | 583 | 360 | 61.8 | 4371 | 78t | 28 | 89.4 | | |
| OPPONENTS | 522 | 265 | 50.8 | 3278 | 75t | 17 | 67.8 | | |

| SCORING | TOUCHDOWNS | | | TDs by Returns | | | | PAT | | Field Goals | | Total Pts | |
|-----------------------|------------|-----------|-----------|----------------|----------|----------|----------|-----------|-----------|-------------|-----------|-----------|----------|
| | Total | Rush | Pass | Int | Fumbl | KO | FGA | Punt | All | Con | Att | | Saf |
| <i>Cofer, Mike</i> | | | | | | | | | 39 | 39 | 36 | 24 | 111 |
| <i>Rice, Jerry</i> | 13 | | 13 | | | | | | | | | | 78 |
| <i>Rathman, Tom</i> | 7 | 7 | | | | | | | | | | | 42 |
| <i>Taylor, John</i> | 7 | | 7 | | | | | | | | | | 42 |
| <i>Jones, Brent</i> | 5 | | 5 | | | | | | | | | | 30 |
| <i>Sydney, Harry</i> | 3 | 2 | 1 | | | | | | | | | | 18 |
| <i>Sherrard, Mike</i> | 2 | | 2 | | | | | | | | | | 12 |
| <i>Craig, Roger</i> | 1 | | 1 | | | | | | | | | | 6 |
| <i>Carter, Dexter</i> | 1 | | 1 | | | | | | | | | | 6 |
| <i>Montana, Joe</i> | 1 | | 1 | | | | | | | | | | 6 |
| <i>Turner, Keena</i> | | | | | | | | | | | | | 2 |
| 49ERS | 40 | 12 | 28 | 0 | 0 | 0 | 0 | 0 | 39 | 39 | 36 | 24 | 1 |
| OPPONENTS | 26 | 7 | 17 | 1 | 0 | 0 | 0 | 1* | 26 | 26 | 23 | 19 | 0 |

*ret, blkd punt

1990 Team Statistics

| | | | | | |
|-----------------------------------|-------|------|--------------------------------|-------|-------|
| TOTAL FIRST DOWNS | 49ers | Opp. | KICKOFFS | 53 | 66 |
| By Rushing | 324 | 250 | Total Yards Returned | 965 | 1284 |
| By Passing | 107 | 77 | Average Length of Return | 18.2 | 19.5 |
| By Penalties | 201 | 157 | PENALTIES | 104 | 85 |
| TOTAL YARDS GAINED | 5895 | 4273 | Yards Penalized | 828 | 641 |
| By Rushing | 1718 | 1258 | FUMBLES | 24 | 21 |
| By Passing | 4177 | 3015 | Own Fumbles Recovered | 10 | 7 |
| TOTAL PLAYS FROM SCRIMMAGE | 1074 | 919 | Opponents' Fumbles Recovered | 14 | 14 |
| Rushes | 454 | 353 | FIELD GOALS | 24 | 19 |
| Average Gain Per Rush | 3.8 | 3.6 | Field Goals Attempted | 36 | 23 |
| NET YARDS PASSING | 4177 | 3015 | TOTAL POINTS SCORED | 353 | 239 |
| Passes Attempted | 583 | 522 | Touchdowns Scored | 12 | 7 |
| Passes Completed | 360 | 265 | Touchdowns Rushing | 28 | 17 |
| Percent Completed | 61.8 | 50.8 | Touchdowns Passing | 0 | 2 |
| Had Intercepted | 16 | 17 | Touchdown Returns | 39 | 26 |
| Times Sacked | 37 | 44 | Extra Points | 1 | 0 |
| Lost Attempting to Pass | 194 | 263 | Safeties | 1 | 0 |
| PUNTS | 70 | 82 | AVG. TIME OF POSSESSION | 32:49 | 27:11 |
| Total Yardage of Punts | 2537 | 3280 | | | |
| Average Length | 36.2 | 40.0 | | | |



1991 Individual Statistics

| RUSHING | Att. | Yds | Avg. | LG | TD |
|------------------|------------|-------------|------------|-----------|-----------|
| Henderson, Keith | 137 | 561 | 4.1 | 25 | 2 |
| Young, Steve | 66 | 415 | 6.3 | 21 | 4 |
| Carter, Dexter | 85 | 379 | 4.5 | 53 | 2 |
| Sydney, Harry | 57 | 245 | 4.3 | 32 | 5 |
| Rathman, Tom | 63 | 183 | 2.9 | 16 | 6 |
| Bono, Steve | 17 | 46 | 2.7 | 18 | 0 |
| Tillman, Spencer | 13 | 40 | 3.1 | 8 | 0 |
| Rice, Jerry | 1 | 2 | 2.0 | 2 | 0 |
| Prokop, Joe | 1 | -10 | -10.0 | -10 | 0 |
| 49ERS | 440 | 1861 | 4.2 | 53 | 19 |
| OPPONENTS | 399 | 1512 | 3.8 | 37 | 8 |

| RECEIVING | No. | Yds | Avg | LG | TD |
|------------------|------------|-------------|-------------|-----------|-----------|
| Rice, Jerry | 80 | 1206 | 15.1 | 73 | 14 |
| Taylor, John | 64 | 1011 | 15.8 | 97 | 9 |
| Rathman, Tom | 34 | 286 | 8.4 | 32 | 0 |
| Henderson, Keith | 30 | 303 | 10.1 | 23 | 0 |
| Jones, Brent | 27 | 417 | 15.4 | 41 | 0 |
| Sherrard, Mike | 24 | 296 | 12.3 | 31 | 2 |
| Carter, Dexter | 23 | 253 | 11.0 | 26 | 1 |
| Williams, Jamie | 22 | 235 | 10.7 | 21 | 1 |
| Sydney, Harry | 13 | 90 | 6.9 | 19 | 2 |
| Beach, Sanjay | 4 | 43 | 10.7 | 20 | 0 |
| Walls, Wesley | 2 | 24 | 12.0 | 21 | 0 |
| Tillman, Spencer | 2 | 3 | 1.5 | 3 | 0 |
| 49ERS | 325 | 4167 | 12.8 | 97 | 29 |
| OPPONENTS | 267 | 3254 | 12.2 | 51 | 16 |

| INTERCEPTIONS | No. | Yds | Avg | LG | TD |
|---------------|-----|-----|------|----|----|
| Waymer, Dave | 4 | 77 | 19.3 | 42 | 0 |
| Lewis, Kevin | 2 | 20 | 10.0 | 20 | 0 |

| | | | | | |
|------------------|-----------|------------|-------------|-----------|----------|
| Jackson, Johnny | 1 | 11 | 11.0 | 11 | 0 |
| Romanowski, Bill | 1 | 7 | 7.0 | 7 | 0 |
| Lee, Mark | 1 | 5 | 5.0 | 5 | 0 |
| Whitmore, David | 1 | 5 | 5.0 | 5 | 0 |
| Bowles, Todd | 1 | 0 | 0.0 | 0 | 0 |
| Griffin, Don | 1 | 0 | 0.0 | 0 | 0 |
| 49ERS | 12 | 125 | 10.4 | 42 | 0 |
| OPPONENTS | 12 | 82 | 6.8 | 37 | 0 |

| KICKOFF RETURNS | No. | Yds | Avg | LG | TD |
|------------------|-----------|-------------|-------------|------------|----------|
| Carter, Dexter | 37 | 839 | 22.7 | 98 | 1 |
| Tillman, Spencer | 9 | 132 | 14.7 | 27 | 0 |
| Beach, Sanjay | 2 | 37 | 18.5 | 23 | 0 |
| Sydney, Harry | 1 | 13 | 13.0 | 13 | 0 |
| Whitmore, David | 1 | 7 | 7.0 | 7 | 0 |
| 49ERS | 50 | 1028 | 20.6 | 98 | 1 |
| OPPONENTS | 66 | 1288 | 19.5 | 100 | 0 |

| PUNT RETURNS | No. | FC | Yds | Avg | LG | TD |
|------------------|-----------|-----------|------------|------------|-----------|----------|
| Taylor, John | 31 | 14 | 267 | 8.6 | 24 | 0 |
| Bach, Sanjay | 10 | 0 | 53 | 5.3 | 15 | 0 |
| Lewis, Kevin | 1 | 0 | 0.0 | 0 | 0 | 0 |
| Griffin, Don | 0 | 1 | 0.0 | 0 | 0 | 0 |
| 49ERS | 42 | 15 | 320 | 7.6 | 24 | 0 |
| OPPONENTS | 30 | 6 | 239 | 8.0 | 23 | 0 |

| PUNTING | No. | Yds | Avg | TB | 1-20 | LG | BK |
|------------------|-----------|-------------|-------------|-----------|-----------|-----------|----------|
| Mojisienko, Ralf | 16 | 656 | 41.0 | 4 | 0 | 55 | 0 |
| Prokop, Joe | 40 | 1541 | 38.5 | 1 | 8 | 58 | 0 |
| 49ERS | 56 | 2197 | 39.2 | 5 | 8 | 58 | 0 |
| OPPONENTS | 82 | 3365 | 41.0 | 10 | 17 | 58 | 0 |

| PASSING | Att. | Comp. | Pct. | Yds | LG | TD | Int | QB |
|------------------|------------|------------|-------------|-------------|-----------|-----------|-----------|-------------|
| Young, Steve | 279 | 180 | 64.5 | 2517 | 97 | 17 | 8 | 101.8 |
| Bono, Steve | 237 | 141 | 59.5 | 1617 | 78 | 11 | 4 | 88.5 |
| Musgrave, Bill | 5 | 4 | 80.0 | 33 | 15 | 1 | 0 | 133.8 |
| Sydney, Harry | 1 | 0 | 0.0 | 0 | 0 | 0 | 0 | 39.6 |
| 49ERS | 522 | 325 | 62.3 | 4167 | 97 | 29 | 12 | 96.2 |
| OPPONENTS | 499 | 267 | 53.5 | 3254 | 51 | 16 | 12 | 74.5 |

| SCORING | TOUCHDOWNS | | | TDs by Returns | | | | PAT | | Field Goals | | | Total Pts | |
|------------------|------------|-----------|-----------|----------------|----------|----------|----------|----------|-----------|-------------|-----------|-----------|-----------|------------|
| | Total | Rush | Pass | Int | Fmb | KO | FGA | Punt | Att | Con | Att | Con | | Saf |
| Cofer, Mike | | | | | | | | | 50 | 49 | 28 | 14 | | 91 |
| Rice, Jerry | 14 | | 14 | | | | | | | | | | | 84 |
| Taylor, John | 9 | | 9 | | | | | | | | | | | 54 |
| Sydney, Harry | 7 | 5 | 2 | | | | | | | | | | | 42 |
| Rathman, Tom | 6 | 6 | | | | | | | | | | | | 36 |
| Carter, Dexter | 4 | 2 | 1 | | | | | | | | | | | 24 |
| Young, Steve | 4 | 4 | | | | | | | | | | | | 24 |
| Henderson, Keith | 2 | 2 | | | | | | | | | | | | 12 |
| Sherrard, Mike | 2 | | 2 | | | | | | | | | | | 12 |
| Griffin, Don | 1 | | | | 1 | | | | | | | | | 6 |
| Williams, Jamie | 1 | | | | | | | | | | | | | 6 |
| Jordan, Darin | | | | | | | | | | | | | | 2 |
| 49ERS | 50 | 19 | 29 | 0 | 1 | 1 | 0 | 0 | 50 | 49 | 28 | 14 | 0 | 393 |
| OPPONENTS | 25 | 8 | 16 | 0 | 0 | 1 | 0 | 0 | 25 | 23 | 25 | 22 | 0 | 239 |

1991 Team Statistics

| | 49ers | Opp. |
|-----------------------------------|-------|------|
| TOTAL FIRST DOWNS | 336 | 260 |
| By Rushing | 112 | 86 |
| By Passing | 197 | 155 |
| By Penalties | 27 | 19 |
| TOTAL YARDS GAINED | 5858 | 4554 |
| By Rushing | 1861 | 1512 |
| By Passing | 3997 | 3042 |
| TOTAL PLAYS FROM SCRIMMAGE | 986 | 929 |
| Rushes | 440 | 399 |
| Average Gain Per Rush | 4.2 | 3.8 |
| NET YARDS PASSING | 3997 | 3042 |
| Passes Attempted | 522 | 499 |
| Passes Completed | 325 | 267 |
| Percent Completed | 62.3 | 53.5 |
| Had Intercepted | 12 | 12 |
| Times Sacked | 24 | 31 |
| Lost Attempting to Pass | 170 | 212 |
| PUNTS | 56 | 82 |
| Total Yardage of Punts | 2197 | 3365 |
| Average Length | 39.2 | 41.0 |

| | | |
|--------------------------------|-------|-------|
| KICKOFFS | 50 | 66 |
| Total Yards Returned | 1028 | 1288 |
| Average Length of Return | 20.6 | 19.5 |
| PENALTIES | 114 | 84 |
| Yards Penalized | 902 | 782 |
| FUMBLES | 33 | 32 |
| Own Fumbles Recovered | 14 | 16 |
| Opponents' Fumbles Recovered | 16 | 19 |
| FIELD GOALS | 14 | 22 |
| Field Goals Attempted | 28 | 25 |
| TOTAL POINTS SCORED | 393 | 239 |
| Touchdowns Scored | 50 | 25 |
| Touchdowns Rushing | 19 | 8 |
| Touchdowns Passing | 29 | 16 |
| Touchdown Returns | 2 | 1 |
| Extra Points | 49 | 23 |
| Safeties | 1 | 0 |
| AVG. TIME OF POSSESSION | 31:34 | 28:26 |



1992 Individual Statistics

| RUSHING | Att. | Yds | Avg. | LG | TD |
|-------------------|------------|-------------|------------|-----------|-----------|
| Watters, Ricky | 206 | 1013 | 4.9 | 43 | 9 |
| Young, Steve | 76 | 537 | 7.1 | 39t | 4 |
| Lee, Amp | 91 | 362 | 4.0 | 43 | 2 |
| Rathman, Tom | 57 | 194 | 3.4 | 17 | 5 |
| Rice, Jerry | 9 | 58 | 6.4 | 26t | 1 |
| Logan, Marc | 8 | 44 | 5.5 | 26 | 1 |
| Henderson, Keith | 10 | 37 | 3.7 | 9 | 0 |
| Montana, Joe | 3 | 28 | 9.3 | 16 | 0 |
| Bono, Steve | 15 | 23 | 1.5 | 19 | 0 |
| Taylor, John | 1 | 10 | 10.0 | 10 | 0 |
| Carter, Dexter | 4 | 9 | 2.3 | 6 | 0 |
| Wilmsmeyer, Klaus | 2 | 0 | 0.0 | 10 | 0 |
| 49ERS | 482 | 2315 | 4.8 | 43 | 22 |
| OPPONENTS | 351 | 1418 | 4.0 | 35 | 5 |

| RECEIVING | No. | Yds | Avg | LG | TD |
|------------------|------------|-------------|-------------|------------|-----------|
| Rice, Jerry | 84 | 1201 | 14.3 | 80t | 10 |
| Jones, Brent | 45 | 628 | 14.0 | 43 | 4 |
| Rathman, Tom | 44 | 343 | 7.8 | 27t | 4 |
| Watters, Ricky | 43 | 405 | 9.4 | 35 | 2 |
| Sherrard, Mike | 38 | 607 | 16.0 | 56 | 0 |
| Taylor, John | 25 | 428 | 17.1 | 54t | 3 |
| Lee, Amp | 20 | 102 | 5.1 | 17 | 2 |
| Turner, Odessa | 9 | 200 | 22.2 | 57 | 2 |
| Williams, Jamie | 7 | 90 | 12.9 | 21 | 1 |
| Logan, Marc | 2 | 17 | 8.5 | 13 | 0 |
| Carter, Dexter | 1 | 43 | 43.0 | 43t | 1 |
| Henderson, Keith | 1 | 4 | 4.0 | 4 | 0 |
| 49ERS | 319 | 4068 | 12.8 | 80t | 29 |
| OPPONENTS | 320 | 3642 | 11.4 | 55t | 20 |

| PASSING | Att. | Comp. | Pct. | Yds | LG | TD | Int | QB |
|------------------|------------|------------|-------------|-------------|------------|-----------|-----------|--------------|
| Young, Steve | 402 | 268 | 66.7 | 3465 | 80t | 25 | 7 | 107.0 |
| Bono, Steve | 56 | 36 | 64.3 | 463 | 36 | 2 | 2 | 87.1 |
| Montana, Joe | 21 | 15 | 71.4 | 126 | 17 | 2 | 0 | 118.4 |
| Watters, Ricky | 1 | 0 | 0.0 | 0 | 0 | 0 | 0 | 39.6 |
| 49ERS | 480 | 319 | 66.5 | 4054 | 80t | 29 | 9 | 105.0 |
| OPPONENTS | 551 | 320 | 58.1 | 3642 | 55t | 20 | 17 | 77.3 |

| SCORING | TOUCHDOWNS | | | TDs by Returns | | | | PAT | | Field Goals | | | Total | |
|------------------|------------|-----------|-----------|----------------|----------|----------|----------|----------|-----------|-------------|-----------|-----------|----------|------------|
| | Total | Rush | Pass | Int | FmbL | KO | FGA | Punt | Att | Con | Att | Con | Saf | Pts |
| Cofer, Mike | | | | | | | | | 54 | 53 | 27 | 18 | 0 | 107 |
| Rice, Jerry | 11 | 1 | 10 | | | | | | | | | | | 66 |
| Watters, Ricky | 11 | 9 | 2 | | | | | | | | | | | 66 |
| Rathman, Tom | 9 | 5 | 4 | | | | | | | | | | | 54 |
| Jones, Brent | 4 | 4 | 4 | | | | | | | | | | | 24 |
| Lee, Amp | 4 | 2 | 2 | | | | | | | | | | | 24 |
| Young, Steve | 4 | 4 | | | | | | | | | | | | 24 |
| Taylor, John | 3 | | 3 | | | | | | | | | | | 18 |
| Turner, Keena | 2 | | 2 | | | | | | | | | | | 12 |
| Carter, Dexter | 1 | | 1 | | | | | | | | | | | 6 |
| Hanks, Merton | 1 | | | | | | | 1 | | | | | | 6 |
| Johnson, John | 1 | | | 1 | | | | | | | | | | 6 |
| Logan, Marc | 1 | 1 | | | | | | | | | | | | 6 |
| Sherrard, Mike | 1 | | | | 1 | | | | | | | | | 6 |
| Williams, Jamie | 1 | | | | | | | | | | | | | 6 |
| 49ERS | 54 | 22 | 29 | 1 | 1 | 0 | 0 | 1 | 54 | 53 | 27 | 18 | 0 | 431 |
| OPPONENTS | 27 | 5 | 20 | 2 | 0 | 0 | 0 | 0 | 27 | 26 | 20 | 16 | 0 | 236 |

| INTERCEPTIONS | No. | Yds | Avg | LG | TD |
|----------------------|-----------|------------|-------------|------------|----------|
| Griffin, Don | 5 | 4 | 0.8 | 2 | 0 |
| Davis, Eric | 3 | 52 | 17.3 | 37 | 0 |
| Hall, Dana | 2 | 34 | 17.0 | 34 | 0 |
| Hanks, Merton | 2 | 5 | 2.5 | 4 | 0 |
| Johnson, John | 1 | 56 | 56.0 | 56t | 1 |
| Roberts, Larry | 1 | 19 | 19.0 | 19 | 0 |
| DeLong, Keith | 1 | 2 | 2.0 | 2 | 0 |
| Brown, Dennis | 1 | 0 | 0.0 | 0 | 0 |
| Whitmore, David | 1 | 0 | 0.0 | 0 | 0 |
| 49ERS | 17 | 172 | 10.1 | 56t | 1 |
| OPPONENTS | 9 | 126 | 14.0 | 51t | 2 |

| KICKOFF RETURNS | No. | Yds | Avg | LG | TD |
|------------------------|-----------|-------------|-------------|-----------|----------|
| Logan, Marc | 22 | 478 | 21.7 | 82 | 0 |
| Lee, Amp | 14 | 276 | 19.7 | 33 | 0 |
| Grant, Alan | 3 | 70 | 23.3 | 47 | 0 |
| Carter, Dexter | 2 | 55 | 27.5 | 32 | 0 |
| Turner, Odessa | 1 | 0 | 0.0 | 0 | 0 |
| 49ERS | 42 | 879 | 20.9 | 82 | 0 |
| OPPONENTS | 66 | 1273 | 19.3 | 45 | 0 |

| PUNT RETURNS | No. | FC | Yds | Avg | LG | TD |
|---------------------|-----------|-----------|------------|------------|------------|----------|
| Grant, Alan | 29 | 10 | 249 | 8.6 | 46 | 0 |
| Griffin, Don | 6 | 2 | 69 | 11.5 | 29 | 0 |
| Lewis, Ronald | 4 | 0 | 23 | 5.8 | 9 | 0 |
| Hanks, Merton | 1 | 0 | 48 | 48.0 | 48t | 1 |
| 49ERS | 40 | 12 | 389 | 9.7 | 48t | 1 |
| OPPONENTS | 23 | 9 | 177 | 7.7 | 27 | 0 |

| PUNTING | No. | Yds | Avg | TB | 1-20 | LG | Bk |
|-------------------|-----------|-------------|-------------|----------|-----------|-----------|----------|
| Wilmsmeyer, Klaus | 49 | 1918 | 39.1 | 2 | 19 | 58 | 0 |
| 49ERS | 49 | 1918 | 39.1 | 2 | 19 | 58 | 0 |
| OPPONENTS | 76 | 3134 | 41.2 | 7 | 23 | 71 | 0 |

1992 Team Statistics

| | | | | |
|-----------------------------------|--------------|-------------|------|------|
| TOTAL FIRST DOWNS | 49ers | Opp. | 344 | 277 |
| By Rushing | | | 135 | 90 |
| By Passing | | | 192 | 174 |
| By Penalties | | | 17 | 13 |
| TOTAL YARDS GAINED | | | 6195 | 4787 |
| By Rushing | | | 2315 | 1418 |
| By Passing | | | 3880 | 3369 |
| TOTAL PLAYS FROM SCRIMMAGE | | | 994 | 943 |
| Rushes | | | 482 | 351 |
| Average Gain Per Rush | | | 4.8 | 4.0 |
| NET YARDS PASSING | | | 3880 | 3369 |
| Passes Attempted | | | 480 | 551 |
| Passes Completed | | | 319 | 320 |
| Percent Completed | | | 66.5 | 58.1 |
| Had Intercepted | | | 9 | 17 |
| Times Sacked | | | 32 | 41 |
| Lost Attempting to Pass | | | 174 | 273 |
| PUNTS | | | 49 | 76 |
| Total Yardage of Punts | | | 1918 | 3134 |
| Average Length | | | 39.1 | 41.2 |

| | | |
|--------------------------------|-------|-------|
| KICKOFFS | 42 | 66 |
| Total Yards Returned | 879 | 1273 |
| Average Length of Return | 20.9 | 19.3 |
| PENALTIES | 80 | 79 |
| Yards Penalized | 636 | 651 |
| FUMBLES | 29 | 23 |
| Own Fumbles Recovered | 16 | 11 |
| Opponents' Fumbles Recovered | 12 | 13 |
| FIELD GOALS | 18 | 16 |
| Field Goals Attempted | 27 | 20 |
| TOTAL POINTS SCORED | 431 | 236 |
| Touchdowns Scored | 54 | 27 |
| Touchdowns Rushing | 22 | 5 |
| Touchdowns Passing | 29 | 20 |
| Touchdown Returns | 3 | 2 |
| Extra Points | 53 | 26 |
| Safeties | 0 | 0 |
| AVG. TIME OF POSSESSION | 32:19 | 27:41 |

HISTORY



1993 Individual Statistics

| RUSHING | | | | | INTERCEPTIONS | | | | | | | | | |
|-------------------|------------|-------------|-------------|-----------|---------------|-------------------|------------|-------------|-------------|-------------|-----------|-----------|-----------|-------------|
| Att. | Yds. | Avg. | LG | TD | No. | Yds | Avg | LG | TD | | | | | |
| Watters, Ricky | 208 | 950 | 4.6 | 39 | 10 | McGruder, Michael | 5 | 89 | 17.8 | 37 | 1 | | | |
| Young, Steve | 69 | 407 | 5.9 | 35 | 2 | Davis, Eric | 4 | 45 | 11.3 | 41 | 1 | | | |
| Logan, Marc | 58 | 280 | 4.8 | 45 | 7 | Hanks, Merton | 3 | 104 | 34.7 | 67 | 1 | | | |
| Lee, Amp | 72 | 230 | 3.2 | 13 | 1 | McDonald, Tim | 3 | 23 | 7.7 | 21 | 0 | | | |
| Rathman, Tom | 19 | 80 | 4.2 | 19 | 3 | Griffin, Don | 3 | 6 | 2.0 | 3 | 0 | | | |
| Carter, Dexter | 10 | 72 | 7.2 | 50 | 1 | Johnson, John | 1 | 0 | 0.0 | 0 | 0 | | | |
| Rice, Jerry | 3 | 69 | 23.0 | 43 | 1 | 49ERS | 19 | 267 | 14.1 | 67 | 3 | | | |
| Taylor, John | 2 | 17 | 8.5 | 12 | 0 | OPPONENTS | 17 | 157 | 9.2 | 30 | 0 | | | |
| Walker, Adam | 5 | 17 | 3.4 | 11 | 0 | KICKOFF RETURNS | | | | | | | | |
| Bono, Steve | 12 | 14 | 1.2 | 10 | 1 | No. | Yds | Avg | LG | TD | | | | |
| Wilmsmeyer, Klaus | 2 | 0 | 0.0 | 0 | 0 | Carter, Dexter | 25 | 494 | 19.8 | 60 | 0 | | | |
| Musgrave, Bill | 3 | -3 | -1.0 | -1 | 0 | Lee, Amp | 10 | 160 | 16.0 | 28 | 0 | | | |
| 49ERS | 463 | 2133 | 4.6 | 50 | 26 | Walker, Adam | 3 | 51 | 17.0 | 30 | 0 | | | |
| OPPONENTS | 404 | 1800 | 4.5 | 41 | 6 | Brandes, John | 1 | 10 | 10.0 | 10 | 0 | | | |
| RECEIVING | | | | | PUNT RETURNS | | | | | | | | | |
| No. | Yds | Avg | LG | TD | No. | FC | Yds | Avg | LG | TD | | | | |
| Rice, Jerry | 98 | 1503 | 15.3 | 80 | 15 | Carter, Dexter | 34 | 20 | 41.1 | 12.1 | 72 | 1 | | |
| Jones, Brent | 68 | 735 | 10.8 | 29 | 3 | Kelm, Larry | 1 | 0 | 0 | 0.0 | 0 | 0 | | |
| Taylor, John | 56 | 940 | 16.8 | 76 | 5 | 49ERS | 35 | 20 | 41.1 | 11.7 | 72 | 1 | | |
| Logan, Marc | 37 | 348 | 9.4 | 24 | 0 | OPPONENTS | 15 | 8 | 17.1 | 11.4 | 50 | 0 | | |
| Watters, Ricky | 31 | 326 | 10.5 | 48 | 1 | PUNTING | | | | | | | | |
| Williams, Jamie | 16 | 132 | 8.3 | 15 | 1 | No. | Yds | Avg | TB | 1-20 | LG | Blk | | |
| Lee, Amp | 16 | 115 | 7.2 | 22 | 2 | Wilmsmeyer, Klaus | 42 | 1718 | 40.9 | 5 | 11 | 61 | 0 | |
| Rathman, Tom | 10 | 86 | 8.6 | 17 | 0 | 49ERS | 42 | 1718 | 40.9 | 5 | 11 | 61 | 0 | |
| Singleton, Nate | 8 | 126 | 15.8 | 33 | 1 | OPPONENTS | 68 | 2985 | 43.9 | 5 | 12 | 57 | 0 | |
| Beach, Sanjay | 5 | 59 | 11.8 | 20 | 1 | PASSING | | | | | | | | |
| Turner, Odessa | 3 | 64 | 21.3 | 32 | 0 | Att. | Comp. | Pct. | Yds | LG | TD | Int | QB | |
| Carter, Dexter | 2 | 40 | 20.0 | 14 | 0 | Young, Steve | 462 | 314 | 68.0 | 4023 | 80 | 29 | 16 | 101.5 |
| Young, Steve | 2 | 2 | 1.0 | 6 | 0 | Bono, Steve | 61 | 39 | 63.9 | 416 | 33 | 0 | 1 | 76.9 |
| Walker, Adam | 1 | 4 | 4.0 | 4 | 0 | Taylor, John | 1 | 1 | 100.0 | 41 | 41 | 0 | 0 | 118.8 |
| 49ERS | 353 | 4480 | 12.7 | 80 | 29 | 49ERS | 524 | 354 | 67.6 | 4480 | 80 | 29 | 17 | 98.9 |
| OPPONENTS | 314 | 3513 | 11.2 | 65 | 23 | OPPONENTS | 564 | 314 | 55.7 | 3513 | 65 | 23 | 19 | 74.0 |

| TOUCHDOWNS | | | | | TDs by Returns | | | | | PAT | | Field Goals | | | Total |
|------------------|-----------|-----------|-----------|----------|----------------|----------|----------|-----------|-----------|-----------|-----------|-------------|------------|--|-------|
| Total | Rush | Pass | Int | Fmbh | KO | FGA | Punt | Att | Con | Att | Con | Saf | Pts | | |
| Cofer, Mike | | | | | | | | 61 | 59 | 26 | 16 | 0 | 107 | | |
| Rice, Jerry | 16 | 1 | 15 | | | | | | | | | | 96 | | |
| Watters, Ricky | 11 | 10 | 1 | | | | | | | | | | 66 | | |
| Logan, Marc | 7 | 7 | | | | | | | | | | | 42 | | |
| Taylor, John | 5 | 5 | | | | | | | | | | | 30 | | |
| Jones, Brent | 3 | 3 | | | | | | | | | | | 18 | | |
| Lee, Amp | 3 | 1 | 2 | | | | | | | | | | 18 | | |
| Rathman, Tom | 3 | 3 | | | | | | | | | | | 18 | | |
| Carter, Dexter | 2 | 1 | | | | | 1 | | | | | | 12 | | |
| Davis, Eric | 2 | | | 1 | 1 | | | | | | | | 12 | | |
| Young, Steve | 2 | 2 | | | | | | | | | | | 12 | | |
| Beach, Sanjay | 1 | | 1 | | | | | | | | | | 6 | | |
| Bono, Steve | 1 | 1 | | | | | | | | | | | 6 | | |
| Hanks, Merton | 1 | | | 1 | | | | | | | | | 6 | | |
| McGruder, Mike | 1 | | | 1 | | | | | | | | | 6 | | |
| Singleton, Nate | 1 | | 1 | | | | | | | | | | 6 | | |
| Tarntt, Ralph | 1 | | | | 1 | | | | | | | | 6 | | |
| Williams, Jamie | 1 | | 1 | | | | | | | | | | 6 | | |
| 49ERS | 61 | 26 | 29 | 3 | 2 | 0 | 0 | 61 | 59 | 26 | 16 | 0 | 473 | | |
| OPPONENTS | 30 | 6 | 23 | 0 | 0 | 0 | 0 | 30 | 30 | 30 | 27 | 2 | 295 | | |

1993 Team Statistics

| TOTAL FIRST DOWNS | | 49ers | Opp. | KICKOFFS | | PENALTIES | | FUMBLES | | FIELD GOALS | | TOTAL POINTS SCORED | | | | | |
|---------------------------|-------------|-------------|-----------------------------------|--------------------------|-------------|-------------------------|-----------------------|---------------------|--------------------------------|-----------------------|-------------------------------|--------------------------------|------------------------------|--------------------------------|-------------------|--------------|---|
| By Rushing | 134 | 109 | 372 | Total Yards Returned | 715 | 1196 | Yards Penalized | 800 | 743 | Field Goals Attempted | 26 | 30 | Touchdowns Scored | 61 | 30 | | |
| By Passing | 212 | 171 | 372 | Average Length of Return | 17.9 | 19.6 | Own Fumbles Recovered | 19 | 9 | Touchdowns Rushing | 26 | 6 | Opponents' Fumbles Recovered | 11 | 13 | | |
| By Penalties | 26 | 17 | 372 | Total Yards GAINED | 6435 | 4997 | Touchdowns Recovered | 6 | 1 | Touchdowns Passing | 29 | 23 | Touchdown Returns | 6 | 1 | | |
| TOTAL YARDS GAINED | 6435 | 4997 | TOTAL PLAYS FROM SCRIMMAGE | 1022 | 1012 | 463 | 404 | Extra Points | 59 | 30 | Safeties | 0 | 2 | AVG. TIME OF POSSESSION | 30:24 | 29:36 | |
| By Rushing | 2133 | 1800 | Average Gain Per Rush | 4.6 | 4.5 | 4302 | 3197 | Touchdowns Returned | 0 | 2 | Total Yardage of Punts | 1718 | 2985 | Total Points Scored | 473 | 295 | |
| By Passing | 4302 | 3197 | Net Yards Passing | 4302 | 3197 | 524 | 314 | Touchdowns Rushing | 26 | 6 | Average Length | 40.9 | 43.9 | Touchdowns Passing | 29 | 23 | |
| Percent Completed | 67.6 | 55.7 | Passes Attempted | 524 | 564 | Passes Completed | 354 | 314 | Touchdowns Rushing | 26 | 6 | Touchdowns Passing | 29 | 23 | Touchdown Returns | 6 | 1 |
| Had Intercepted | 17 | 19 | Percent Completed | 67.6 | 55.7 | Had Intercepted | 17 | 19 | Touchdown Returns | 6 | 1 | Extra Points | 59 | 30 | Touchdown Returns | 6 | 1 |
| Times Sacked | 35 | 44 | Lost Attempting to Pass | 178 | 316 | Times Sacked | 35 | 44 | Extra Points | 59 | 30 | Safeties | 0 | 2 | Touchdown Returns | 6 | 1 |
| PUNTS | 42 | 68 | Total Yardage of Punts | 1718 | 2985 | Lost Attempting to Pass | 178 | 316 | Safeties | 0 | 2 | AVG. TIME OF POSSESSION | 30:24 | 29:36 | Touchdown Returns | 6 | 1 |
| Average Length | 40.9 | 43.9 | Average Length | 40.9 | 43.9 | PUNTS | 42 | 68 | AVG. TIME OF POSSESSION | 30:24 | 29:36 | | | | | | |



1994 Individual Statistics

| RUSHING | | | | | INTERCEPTIONS | | | | | | |
|------------------|------------|-------------|------------|------------|---------------|--------------------|-----------|------------|-------------|------------|----------|
| | Att. | Yds | Avg. | L.G. | TD | No. | Yds | Avg. | L.G. | TD | |
| Watters, Ricky | 239 | 877 | 3.7 | 23 | 6 | Hanks, Merton | 7 | 93 | 13.1 | 38 | 0 |
| Floyd, William | 87 | 305 | 3.5 | 26 | 6 | Sanders, Deion | 6 | 303 | 50.5 | 93t | 3 |
| Young, Steve | 58 | 293 | 5.1 | 27 | 7 | McDonald, Tim | 2 | 79 | 39.5 | 73t | 1 |
| Logan, Marc | 33 | 143 | 4.3 | 22 | 1 | Hall, Dana | 2 | 0 | 0.0 | 0 | 0 |
| Loville, Derek | 31 | 99 | 3.2 | 13 | 0 | Cook, Toi | 1 | 18 | 18.0 | 18 | 0 |
| Rice, Jerry | 7 | 93 | 13.3 | 28t | 2 | Davis, Eric | 1 | 8 | 8.0 | 8 | 0 |
| Walker, Adam | 13 | 54 | 4.2 | 14 | 1 | Drakeford, Tyronne | 1 | 6 | 6.0 | 6 | 0 |
| Carter, Dexter | 8 | 34 | 4.3 | 18 | 0 | Plummer, Gary | 1 | 1 | 1.0 | 1 | 0 |
| Grbac, Elvis | 13 | 1 | 0.1 | 6 | 0 | Brown, Dennis | 1 | 0 | 0.0 | 0 | 0 |
| Taylor, John | 2 | -2 | -1.0 | 1 | 0 | Norton, Ken, Jr. | 1 | 0 | 0.0 | 0 | 0 |
| 49ERS | 491 | 1897 | 3.9 | 28t | 23 | 49ERS | 23 | 508 | 22.1 | 93t | 4 |
| OPPONENTS | 375 | 1338 | 3.6 | 44t | 16 | OPPONENTS | 11 | 107 | 9.7 | 36t | 1 |

| RECEIVING | | | | | KICKOFF RETURNS | | | | | | | | |
|------------------|------------|-------------|-------------|------------|-----------------|-------------------|-----------|-------------|-------------|------------|-----------|-----------|----------|
| | No. | Yds | Avg. | L.G. | TD | | No. | Yds | Avg. | L.G. | TD | | |
| Rice, Jerry | 112 | 1499 | 13.4 | 69t | 13 | Carter, Dexter | 48 | 1105 | 23.0 | 96t | 1 | | |
| Watters, Ricky | 66 | 719 | 10.9 | 65t | 5 | Walker, Adam | 6 | 82 | 13.7 | 19 | 0 | | |
| Jones, Brent | 49 | 670 | 13.7 | 69t | 9 | Loville, Derek | 2 | 34 | 17.0 | 19 | 0 | | |
| Taylor, John | 41 | 531 | 13.0 | 35 | 5 | Singleton, Nate | 2 | 23 | 11.5 | 17 | 0 | | |
| Singleton, Nate | 21 | 294 | 14.0 | 43t | 2 | 49ERS | 58 | 1244 | 21.5 | 96t | 1 | | |
| Floyd, William | 19 | 145 | 7.6 | 15 | 0 | OPPONENTS | 89 | 1912 | 21.5 | 51 | 0 | | |
| Logan, Marc | 16 | 97 | 6.1 | 15 | 1 | PUNT RETURNS | | | | | | | |
| Popson, Ted | 13 | 141 | 10.9 | 24 | 0 | | No. | FC | Yds | Avg. | L.G. | TD | |
| McCaffrey, Ed | 11 | 131 | 11.9 | 32 | 2 | Carter, Dexter | 38 | 12 | 32t | 8.5 | 26 | 0 | |
| Carter, Dexter | 7 | 99 | 14.1 | 44 | 0 | Singleton, Nate | 2 | 1 | 13 | 6.5 | 8 | 0 | |
| Loville, Derek | 2 | 26 | 13.0 | 19 | 0 | 49ERS | 40 | 13 | 334 | 8.4 | 26 | 0 | |
| Carolan, Brett | 2 | 10 | 5.0 | 6 | 0 | OPPONENTS | 28 | 10 | 242 | 8.6 | 43 | 0 | |
| 49ERS | 359 | 4362 | 12.2 | 69t | 37 | PUNTING | | | | | | | |
| OPPONENTS | 329 | 3756 | 11.4 | 90 | 15 | | No. | Yds | Avg. | TB | I-20 | L.G. | Bk |
| | | | | | | Wilmsmeyer, Klaus | 54 | 2235 | 41.4 | 3 | 18 | 60 | 0 |
| | | | | | | 49ERS | 54 | 2235 | 41.4 | 3 | 18 | 60 | 0 |
| | | | | | | OPPONENTS | 77 | 3274 | 42.5 | 9 | 19 | 65 | 0 |

| PASSING | | | | | | | | |
|------------------|------------|------------|-------------|-------------|------------|-----------|-----------|--------------|
| | Att. | Comp. | Pct. | Yds | L.G. | TD | Int | QB |
| Young, Steve | 461 | 324 | 70.3 | 3969 | 69t | 35 | 10 | 112.8 |
| Grbac, Elvis | 50 | 35 | 70.0 | 393 | 42 | 2 | 1 | 98.2 |
| 49ERS | 511 | 359 | 70.3 | 4362 | 69t | 37 | 11 | 111.4 |
| OPPONENTS | 583 | 329 | 56.4 | 3756 | 90 | 15 | 23 | 68.1 |

| | TOUCHDOWNS | | | TDs by Returns | | | | PAT | | Field Goals | | | Total Pts | |
|------------------|------------|-----------|-----------|----------------|----------|----------|----------|----------|-----------|-------------|-----------|-----------|-----------|------------|
| | Total | Rush | Pass | Int | Fmb | KO | FGA | Punt | Att | Con | Att | Con | | Saf |
| Brien, Doug | | | | | | | | | 62 | 60 | 20 | 15 | | 105 |
| Rice, Jerry | 15 | 2 | 13 | | | | | | | | | | | 92 |
| Watters, Ricky | 11 | 6 | 5 | | | | | | | | | | | 66 |
| Jones, Brent | 9 | | 9 | | | | | | | | | | | 56 |
| Young, Steve | 7 | 7 | | | | | | | | | | | | 42 |
| Floyd, William | 6 | 6 | | | | | | | | | | | | 36 |
| Taylor, John | 5 | | 5 | | | | | | | | | | | 30 |
| Sanders, Deion | 3 | | | 3 | | | | | | | | | | 18 |
| Logan, Marc | 2 | 1 | 1 | | | | | | | | | | | 12 |
| McCaffrey, Ed | 2 | | 2 | | | | | | | | | | | 12 |
| McDonald, Tim | 2 | | | 1 | | | | | | | | | | 12 |
| Singleton, Nate | 2 | | 2 | | | | | | | | | | | 12 |
| Carter, Dexter | 1 | | | | | 1 | | | | | | | | 6 |
| Walker, Adam | 1 | 1 | | | | | | | | | | | | 6 |
| 49ERS | 66 | 23 | 37 | 4 | 1 | 1 | 0 | 0 | 62 | 60 | 20 | 15 | 0 | 505 |
| OPPONENTS | 35 | 16 | 15 | 1 | 3 | 0 | 0 | 0 | 23 | 23 | 21 | 15 | 2 | 296 |

1994 Team Statistics

| | | | | | | | | |
|-----------------------------------|-------|------|------|------|--------------------------------|--|-------|-------|
| TOTAL FIRST DOWNS | 49ers | 362 | Opp. | 285 | KICKOFFS | | 58 | 89 |
| By Rushing | | 122 | | 82 | Total Yards Returned | | 1244 | 1912 |
| By Passing | | 210 | | 182 | Average Length of Return | | 21.4 | 21.5 |
| By Penalties | | 30 | | 21 | PENALTIES | | 109 | 108 |
| TOTAL YARDS GAINED | | 6060 | | 4839 | Yards Penalized | | 890 | 912 |
| By Rushing | | 1897 | | 1338 | FUMBLES | | 25 | 25 |
| By Passing | | 4163 | | 3501 | Own Fumbles Recovered | | 12 | 13 |
| TOTAL PLAYS FROM SCRIMMAGE | | 1037 | | 996 | Opponents' Fumbles Recovered | | 12 | 13 |
| Rushes | | 491 | | 375 | FIELD GOALS | | 15 | 15 |
| Average Gain Per Rush | | 3.9 | | 3.6 | Field Goals Attempted | | 20 | 21 |
| NET YARDS PASSING | | 4163 | | 3501 | TOTAL POINTS SCORED | | 505 | 296 |
| Passes Attempted | | 511 | | 583 | Touchdowns Scored | | 66 | 35 |
| Passes Completed | | 359 | | 329 | Touchdowns Rushing | | 23 | 16 |
| Percent Completed | | 70.3 | | 56.4 | Touchdowns Passing | | 37 | 15 |
| Had Intercepted | | 11 | | 23 | Touchdown Returns | | 6 | 4 |
| Times Sacked | | 35 | | 38 | Extra Points | | 60 | 23 |
| Lost Attempting to Pass | | 199 | | 255 | Safeties | | 0 | 2 |
| PUNTS | | 54 | | 77 | AVG. TIME OF POSSESSION | | 31:38 | 28:22 |
| Total Yardage of Punts | | 2235 | | 3274 | | | | |
| Average Length | | 41.4 | | 42.5 | | | | |



1995 Individual Statistics

| RUSHING | | | | | RECEIVING | | | | | INTERCEPTIONS | | | | | | | | |
|------------------|------------|-------------|-------------|-------------|-----------|--------------------|-----------|-------------|------------------|---------------|--------------|------------------|-----------|-----------|------------|-------------|-----------|----------|
| Ath. | Yds | Avg. | LG | TD | No. | Yds | Avg. | LG | TD | No. | Yds | Avg. | LG | TD | | | | |
| Loville, Derek | 218 | 723 | 3.3 | 27 | 10 | McDonald, Tim | 4 | 135 | 33.8 | 52 | 2 | | | | | | | |
| Young, Steve | 50 | 250 | 5.0 | 29 | 3 | Norton, Ken, Jr. | 3 | 102 | 34.0 | 46 | 2 | | | | | | | |
| Floyd, William | 64 | 327 | 3.7 | 23 | 2 | Davis, Eric | 3 | 84 | 28.0 | 86 | 1 | | | | | | | |
| Erwins, Ricky | 23 | 88 | 3.8 | 13 | 0 | Woodall, Lee | 2 | 0 | 0.0 | 0 | 0 | | | | | | | |
| Walker, Adam | 14 | 44 | 3.1 | 16 | 1 | Dodge, Dedrick | 1 | 13 | 13.0 | 13 | 0 | | | | | | | |
| Rice, Jerry | 5 | 36 | 7.2 | 20 | 1 | Stubblefield, Dana | 1 | 12 | 12.0 | 12 | 0 | | | | | | | |
| Willis, Jamal | 12 | 35 | 2.9 | 15 | 0 | Jackson, Rickey | 1 | 1 | 1.0 | 1 | 0 | | | | | | | |
| Grbac, Elvis | 20 | 33 | 1.7 | 11 | 2 | Pope, Marquez | 1 | -7 | -7.0 | -7 | 0 | | | | | | | |
| Carter, Dexter | 7 | 22 | 3.1 | 15 | 0 | 49ERS | 26 | 425 | 16.4 | 86 | 5 | | | | | | | |
| Lynn, Anthony | 2 | 11 | 5.5 | 6 | 0 | OPPONENTS | 16 | 247 | 15.4 | 96 | 2 | | | | | | | |
| 49ERS | 415 | 1479 | 3.6 | 29 | 19 | KICKOFF RETURNS | | | | | PUNT RETURNS | | | | | | | |
| OPPONENTS | 348 | 1061 | 3.1 | 33 | 5 | No. | Yds | Avg. | LG | TD | No. | FC | Yds | Avg. | LG | TD | | |
| | | | | | | Carter, Dexter | 23 | 522 | 22.7 | 46 | 0 | Carter, Dexter | 9 | 7 | 164 | 18.2 | 78 | 1 |
| | | | | | | Willis, Jamal | 17 | 427 | 25.1 | 39 | 0 | Taylor, John | 11 | 9 | 56 | 5.1 | 11 | 0 |
| | | | | | | Erwins, Ricky | 5 | 32 | 6.4 | 14 | 0 | Singleton, Nate | 5 | 1 | 27 | 5.4 | 19 | 0 |
| | | | | | | Warren, Terrence | 4 | 67 | 16.8 | 21 | 0 | Hanks, Merton | 1 | 0 | 0 | 0.0 | 0 | 0 |
| | | | | | | Dalman, Chris | 3 | 29 | 9.7 | 12 | 0 | Thomas, Chris | 1 | 0 | 25 | 25.0 | 25 | 0 |
| | | | | | | Thomas, Mark | 3 | 49 | 16.3 | 20 | 0 | 49ERS | 27 | 17 | 272 | 10.1 | 78 | 1 |
| | | | | | | Caldwell, Mike | 2 | 40 | 20.0 | 20 | 0 | OPPONENTS | 26 | 20 | 292 | 11.2 | 74 | 0 |
| | | | | | | Walker, Adam | 1 | 17 | 17.0 | 17 | 0 | | | | | | | |
| | | | | | | 49ERS | 58 | 1183 | 20.4 | 46 | 0 | | | | | | | |
| | | | | | | OPPONENTS | 82 | 1857 | 22.7 | 71 | 1 | | | | | | | |
| PASSING | | | | | PUNTING | | | | | | | | | | | | | |
| Ath. | Yds | Comp. | Pct. | Yds | LG | TD | Int | QB | No. | Yds | Avg. | TB | 1-20 | LG | Bk | | | |
| Young, Steve | 447 | 299 | 66.9 | 3200 | 57 | 20 | 11 | 92.3 | Thompson, Tommy | 57 | 2312 | 40.6 | 5 | 13 | 65 | 0 | | |
| Grbac, Elvis | 183 | 127 | 69.4 | 1469 | 81 | 8 | 5 | 80.8 | 49ERS | 57 | 2312 | 40.6 | 5 | 13 | 65 | 0 | | |
| Conklin, Cary | 12 | 4 | 33.3 | 48 | 28 | 0 | 0 | 46.5 | OPPONENTS | 70 | 2918 | 41.7 | 11 | 19 | 55 | 0 | | |
| Rice, Jerry | 1 | 1 | 100.0 | 41 | 41 | 1 | 0 | 158.3 | | | | | | | | | | |
| Taylor, John | 1 | 1 | 100.0 | 21 | 21 | 0 | 0 | 118.8 | | | | | | | | | | |
| 49ERS | 644 | 432 | 67.1 | 4779 | 81 | 29 | 16 | 93.6 | | | | | | | | | | |
| OPPONENTS | 611 | 330 | 54.0 | 3577 | 53 | 19 | 26 | 64.1 | | | | | | | | | | |

| TOUCHDOWNS | | | | | TDs by Returns | | | | | PAT | | Field Goals | | | Total |
|------------------|-----------|-----------|-----------|----------|----------------|----------|----------|----------|----------|-----------|-----------|-------------|-----------|----------|------------|
| | Total | Rush | Pass | | Int | Fmbh | KO | FGA | Punt | All | Con | All | Con | Saf | Pts |
| Rice, Jerry | 17 | 1 | 15 | | | | | | | | | | | | 104 |
| Loville, Derek | 13 | 10 | 3 | | | | | | | | | | | | 80 |
| Wilkins, Jeff | | | | | | | | | | 29 | 27 | 13 | 12 | | 63 |
| Brien, Doug | | | | | | | | | | 19 | 19 | 12 | 7 | | 40 |
| Stokes, J.J. | 4 | | 4 | | | | | | | | | | | | 24 |
| Floyd, William | 3 | 2 | 1 | | | | | | | | | | | | 18 |
| Jones, Brent | 3 | | 3 | | | | | | | | | | | | 18 |
| Young, Steve | 3 | 3 | | | | | | | | | | | | | 18 |
| Grbac, Elvis | 2 | 2 | | | | | | | | | | | | | 12 |
| McDonald, Tim | 2 | | | | | | | | | | | | | | 12 |
| Norton, Ken | 2 | | | | | | | | | | | | | | 12 |
| Taylor, John | 2 | | 2 | | | | | | | | | | | | 12 |
| Zendejas, Tony | 1 | | | | | | | | | 6 | 5 | 3 | 1 | | 8 |
| Carter, Dexter | 1 | | | | | | | | | | | | | | 6 |
| Hanks, Merton | 1 | | | | | | | | | | | | | | 6 |
| Singleton, Nate | 1 | | | | | | | | | | | | | | 6 |
| Walker, Adam | 1 | | | | | | | | | | | | | | 6 |
| Woodall, Lee | 1 | | | | | | | | | | | | | | 6 |
| 49ERS | 57 | 19 | 29 | 5 | 2 | 0 | 0 | 0 | 1 | 54 | 51 | 28 | 20 | 0 | 457 |
| OPPONENTS | 26 | 5 | 19 | 2 | 0 | 0 | 0 | 0 | 0 | 18 | 17 | 32 | 27 | 0 | 258 |

2-pt convs: Loville, Rice. Team: 2-3

1995 Team Statistics

| TOTAL FIRST DOWNS | | KICKOFFS | |
|-----------------------------------|-------------|--------------------------|--------------|
| 49ers | Opp. | Total Yards Returned | 88 |
| 355 | 264 | Average Length of Return | 21.4 |
| By Rushing | 109 | 57 | 22.6 |
| By Passing | 231 | 192 | 88 |
| By Penalties | 15 | 15 | 711 |
| TOTAL YARDS GAINED | 6087 | 4398 | 21 |
| By Rushing | 1479 | 1061 | 9 |
| By Passing | 4608 | 3337 | 8 |
| TOTAL PLAYS FROM SCRIMMAGE | 1092 | 999 | 20 |
| Rushes | 415 | 348 | 28 |
| Average Gain Per Rush | 3.6 | 3.1 | 32 |
| NET YARDS PASSING | 4608 | 3337 | 457 |
| Passes Attempted | 644 | 611 | 57 |
| Passes Completed | 432 | 330 | 19 |
| Percent Completed | 67.1 | 54.0 | 29 |
| Had Intercepted | 16 | 26 | 9 |
| Times Sacked | 33 | 40 | 51 |
| Lost Attempting to Pass | 171 | 240 | 0 |
| PUNTS | 57 | 70 | 31:56 |
| Total Yardage of Punts | 2312 | 2918 | 28:04 |
| Average Length | 40.6 | 41.7 | |



1996 Individual Statistics

| RUSHING | | | | | INTERCEPTIONS | | | | | | | | |
|--------------------|------------|-------------|-------------|------------|---------------|--------------------|-----------|-------------|-------------|------------|-----------|-----------|----------|
| | Att. | Yds | Avg. | LG | TD | No. | Yds | Avg. | LG | TD | | | |
| Kirby, Terry | 134 | 559 | 4.2 | 31 | 3 | Pope, Marquez | 6 | 98 | 16.3 | 55f | 1 | | |
| Young, Steve | 52 | 310 | 6.0 | 33 | 4 | Hanks, Merton | 4 | 7 | 1.8 | 8 | 0 | | |
| Loville, Derek | 70 | 229 | 3.3 | 16 | 2 | Dodge, Dedrick | 3 | 27 | 9.0 | 26 | 0 | | |
| Vardell, Tommy | 58 | 192 | 3.3 | 17 | 2 | McDonald, Tim | 2 | 14 | 7.0 | 14 | 0 | | |
| Floyd, William | 47 | 186 | 4.0 | 12 | 2 | Doleman, Chris | 2 | 1 | 0.5 | 1 | 0 | | |
| Lynn, Anthony | 24 | 164 | 6.8 | 67 | 0 | Stubblefield, Dana | 1 | 15 | 15.0 | 15 | 0 | | |
| Rice, Jerry | 11 | 77 | 7.0 | 38 | 1 | Drakeford, Tyronne | 1 | 11 | 11.0 | 11 | 0 | | |
| Carter, Dexter | 19 | 66 | 3.5 | 18 | 1 | Israel, Steve | 1 | 3 | 3.0 | 3 | 0 | | |
| Brohm, Jeff | 16 | 43 | 2.7 | 22 | 0 | 49ERS | 20 | 176 | 8.8 | 55f | 1 | | |
| Grbac, Elvis | 23 | 21 | 0.9 | 12 | 2 | OPPONENTS | 16 | 107 | 6.7 | 35 | 0 | | |
| 49ERS | 454 | 1847 | 4.1 | 67 | 17 | KICKOFF RETURNS | | | | | | | |
| OPPONENTS | 418 | 1497 | 3.6 | 54t | 4 | | No. | Yds | Avg. | LG | TD | | |
| RECEIVING | | | | | PUNT RETURNS | | | | | | | | |
| | No. | Yds | Avg. | LG | TD | | No. | FC | Yds | Avg. | LG | TD | |
| Rice, Jerry | 108 | 1254 | 11.6 | 39 | 8 | Carter, Dexter | 36 | 17 | 317 | 8.8 | 52 | 0 | |
| Kirby, Terry | 52 | 439 | 8.4 | 52 | 1 | Singleton, Nate | 2 | 0 | 32 | 16.0 | 21 | 0 | |
| Owens, Terrell | 35 | 520 | 14.9 | 46f | 4 | Kirby, Terry | 1 | 4 | 3 | 3.0 | 3 | 0 | |
| Jones, Brent | 33 | 428 | 13.0 | 39 | 1 | Singleton, Nate | 1 | 10 | 10.0 | 10 | 0 | | |
| Vardell, Tommy | 28 | 179 | 6.4 | 22 | 0 | Uwaezuoke, Iheanyi | 1 | 21 | 21.0 | 21 | 0 | | |
| Popson, Ted | 26 | 301 | 11.6 | 39f | 6 | 49ERS | 59 | 1258 | 21.3 | 71 | 0 | | |
| Floyd, William | 26 | 197 | 7.6 | 24 | 1 | OPPONENTS | 77 | 1414 | 18.4 | 58 | 1 | | |
| Stokes, J.J. | 18 | 249 | 13.8 | 40 | 0 | PUNTING | | | | | | | |
| Loville, Derek | 16 | 138 | 8.6 | 44t | 2 | | No. | Yds | Avg. | TH | L-20 | LG | Bk |
| Uwaezuoke, Iheanyi | 7 | 91 | 13.0 | 29f | 1 | Carter, Dexter | 73 | 3217 | 44.1 | 6 | 20 | 65 | 2 |
| Manuel, Sean | 3 | 18 | 6.0 | 7 | 0 | Singleton, Nate | 73 | 3217 | 44.1 | 6 | 20 | 65 | 2 |
| Lynn, Anthony | 2 | 14 | 7.0 | 8 | 0 | Kirby, Terry | 1 | 4 | 3 | 3.0 | 3 | 0 | |
| Caldwell, Mike | 2 | 9 | 4.5 | 8 | 0 | 49ERS | 39 | 21 | 352 | 9.0 | 52 | 0 | |
| Cooper, Adrian | 1 | 11 | 11.0 | 11 | 0 | OPPONENTS | 36 | 11 | 235 | 6.5 | 22 | 0 | |
| Singleton, Nate | 1 | 11 | 11.0 | 11 | 0 | PUNTING | | | | | | | |
| 49ERS | 358 | 3859 | 10.8 | 52 | 24 | | No. | Yds | Avg. | TH | L-20 | LG | Bk |
| OPPONENTS | 287 | 3461 | 12.1 | 65t | 21 | Thompson, Tommy | 73 | 3217 | 44.1 | 6 | 20 | 65 | 2 |
| | | | | | | 49ERS | 73 | 3217 | 44.1 | 6 | 20 | 65 | 2 |
| | | | | | | OPPONENTS | 88 | 3695 | 42. | 11 | 23 | 62 | 0 |

| PASSING | | Att. | Comp. | Pct. | Yds | LG | TD | Int | QB |
|------------------|------------|------------|-------------|-------------|------------|-----------|-----------|-------------|----|
| Young, Steve | 316 | 214 | 67.7 | 2410 | 52 | 14 | 6 | 97.2 | |
| Grbac, Elvis | 197 | 122 | 61.9 | 1236 | 40 | 8 | 10 | 72.2 | |
| Brohm, Jeff | 34 | 21 | 61.8 | 189 | 49 | 1 | 0 | 86.5 | |
| Kirby, Terry | 2 | 1 | 50.0 | 24 | 24t | 1 | 0 | 133.3 | |
| Rice, Jerry | 1 | 0 | 0.0 | 0 | 0 | 0 | 0 | 39.6 | |
| 49ERS | 550 | 358 | 65.1 | 3859 | 52 | 24 | 16 | 88.0 | |
| OPPONENTS | 558 | 287 | 51.4 | 3461 | 65t | 21 | 20 | 68.4 | |

| SCORING | TOUCHDOWNS | | | TDs by Returns | | | | Field Goals | | | Total Pts | | |
|--------------------|------------|-----------|-----------|----------------|----------|----------|----------|-------------|-----------|-----------|-----------|-----------|-----------|
| | Total | Rush | Pass | Int | Fmb | KO | FGA | Punt | Att | Con | | Saf | |
| Wilkins, Jeff | | | | | | | | | 40 | 40 | 34 | 30 | 130 |
| Rice, Jerry | 9 | 1 | 8 | | | | | | | | | | 54 |
| Popson, Ted | 6 | | 6 | | | | | | | | | | 36 |
| Young, Steve | 4 | 4 | | | | | | | | | | | 26 |
| Kirby, Terry | 4 | 3 | 1 | | | | | | | | | | 24 |
| Loville, Derek | 4 | 2 | 2 | | | | | | | | | | 24 |
| Owens, Terrell | 4 | | 4 | | | | | | | | | | 24 |
| Floyd, William | 3 | 2 | 1 | | | | | | | | | | 18 |
| Grbac, Elvis | 2 | 2 | | | | | | | | | | | 12 |
| Vardell, Tommy | 2 | 2 | | | | | | | | | | | 12 |
| Carter, Dexter | 1 | 1 | | | | | | | | | | | 6 |
| Doleman, Chris | 1 | | | | | | | | | | | | 6 |
| Jones, Brent | 1 | | | | | | | | | | | | 6 |
| Pope, Marquez | 1 | | | | | | | | | | | | 6 |
| Uwaezuoke, Iheanyi | 1 | | | | | | | | | | | | 6 |
| Young, Bryant | | | | | | | | | | | | 2 | 4 |
| 49ERS | 43 | 17 | 24 | 1 | 1 | 0 | 0 | 0 | 40 | 40 | 34 | 30 | 4* |
| OPPONENTS | 25 | 4 | 21 | 0 | 0 | 0 | 0 | 0 | 21 | 21 | 29 | 26 | 0 |

2-pt. conversions: S. Young, Team: 1-3, Opponents: 4-4.
 *49ers credited with 2 team safeties.

1996 Team Statistics

| | 49ers | Opp. | KICKOFFS | |
|-----------------------------------|-------|------|--------------------------------|-------------|
| TOTAL FIRST DOWNS | 315 | 269 | Total Yards Returned | 1258 1414 |
| By Rushing | 108 | 76 | Average Length of Return | 21.3 18.4 |
| By Passing | 188 | 164 | PENALTIES | 119 97 |
| By Penalties | 19 | 29 | Yards Penalized | 925 819 |
| TOTAL YARDS GAINED | 5506 | 4661 | FUMBLES | 16 29 |
| By Rushing | 1847 | 1497 | Own Fumbles Recovered | 8 15 |
| By Passing | 3659 | 3164 | Opponents' Fumbles Recovered | 14 8 |
| TOTAL PLAYS FROM SCRIMMAGE | 1046 | 1021 | FIELD GOALS | 30 26 |
| Rushes | 454 | 418 | Field Goals Attempted | 34 29 |
| Average Gain Per Rush | 4.1 | 3.6 | TOTAL POINTS SCORED | 398 257 |
| NET YARDS PASSING | 3659 | 3164 | Touchdowns Scored | 43 25 |
| Passes Attempted | 550 | 558 | Touchdowns Rushing | 17 4 |
| Passes Completed | 358 | 287 | Touchdowns Passing | 24 21 |
| Percent Completed | 65.1 | 51.4 | Touchdown Returns | 2 0 |
| Had Intercepted | 16 | 20 | Extra Points | 40 21 |
| Times Sacked | 42 | 45 | Safeties | 4 0 |
| Lost Attempting to Pass | 200 | 297 | AVG. TIME OF POSSESSION | 31:28 28:32 |
| PUNTS | 75 | 88 | | |
| Total Yardage of Punts | 3217 | 3695 | | |
| Average Length | 42.9 | 42.0 | | |



1997 Individual Statistics

| RUSHING | | | | | RECEIVING | | | | | PASSING | | | | | | | |
|--------------------|-----|------|-------|-----|-----------|--------------------|-----|-----|------|---------|-------|------|-------|------|----|-----|----|
| Att. | Yds | Avg. | LG | TD | No. | Yds | Avg | LG | TD | Att. | Comp. | Pct. | Yds | LG | TD | Int | QB |
| Hearst, Garrison | 234 | 1019 | 4.4 | 51 | 4 | Young, Steve | 356 | 241 | 67.7 | 82 | 19 | 6 | 104.7 | | | | |
| Kirby, Terry | 125 | 418 | 3.3 | 38 | 6 | Druckenkammer, Jim | 52 | 21 | 40.4 | 239 | 33 | 1 | 4 | 29.2 | | | |
| Floyd, William | 78 | 231 | 3.0 | 22 | 3 | Brohm, Jeff | 24 | 16 | 66.7 | 164 | 21 | 0 | 1 | 68.7 | | | |
| Young, Steve | 50 | 199 | 4.0 | 13 | 3 | 49ERS | 432 | 278 | 64.4 | 3432 | 82 | 20 | 11 | 93.6 | | | |
| Levy, Chuck | 16 | 90 | 5.6 | 24 | 0 | OPPONENTS | 509 | 258 | 50.7 | 3011 | 69 | 23 | 25 | 63.6 | | | |
| Edwards, Marc | 5 | 17 | 3.4 | 6 | 0 | | | | | | | | | | | | |
| Brohm, Jeff | 4 | 11 | 2.8 | 10 | 0 | | | | | | | | | | | | |
| Druckenkammer, Jim | 10 | -6 | -0.6 | 2 | 0 | | | | | | | | | | | | |
| Rice, Jerry | 1 | -10 | -10.0 | -10 | 0 | | | | | | | | | | | | |
| 49ERS | 523 | 1969 | 3.8 | 51 | 16 | | | | | | | | | | | | |
| OPPONENTS | 386 | 1366 | 3.5 | 46 | 5 | | | | | | | | | | | | |

| INTERCEPTIONS | | | | | PUNT RETURNS | | | | | KICKOFF RETURNS | | | | |
|---------------|-----|-----|------|-----|--------------|-----------------|-----|------|------|-----------------|-----|-----|----|----|
| No. | Yds | Avg | LG | TD | No. | Yds | Avg | LG | TD | No. | Yds | Avg | LG | TD |
| Hanks, Merton | 6 | 103 | 17.2 | 55t | 1 | Thompson, Tommy | 78 | 3182 | 40.8 | 7 | 22 | 55 | 1 | |
| | | | | | | 49ERS | 79 | 3182 | 40.3 | 7 | 22 | 55 | 1 | |
| | | | | | | OPPONENTS | 83 | 3473 | 41.9 | 11 | 25 | 59 | 1 | |

| SCORING | | | | | TOUCHDOWNS | | | | | Tds by Returns | | | | | PAT | | | | | Field Goals | | | | | Total Pts | | | | |
|------------------|-------|------|------|-----|------------|----|-----|------|-----|----------------|-----|-----|-----|-----|-----|-----|-----|--|--|-------------|--|--|--|--|-----------|--|--|--|--|
| | Total | Rush | Pass | Int | Fmb | KO | FGA | Punt | Att | Con | Att | Con | Saf | Att | Con | Saf | Pts | | | | | | | | | | | | |
| Anderson, Gary | | | | | | | | | 38 | 38 | 36 | 29 | 0 | 375 | | | | | | | | | | | | | | | |
| Kirby, Terry | 8 | 6 | 1 | | | | | | 29 | 29 | 20 | 16 | 1 | 265 | | | | | | | | | | | | | | | |
| Owens, Terrell | 8 | | 8 | | | | | | | | | | | | | | | | | | | | | | | | | | |
| Hearst, Garrison | 6 | 4 | 2 | | | | | | | | | | | | | | | | | | | | | | | | | | |
| Floyd, William | 4 | 3 | 1 | | | | | | | | | | | | | | | | | | | | | | | | | | |
| Stokes, J.J. | 4 | | 4 | | | | | | | | | | | | | | | | | | | | | | | | | | |
| Young, Steve | 3 | 3 | | | | | | | | | | | | | | | | | | | | | | | | | | | |
| Hanks, Merton | 2 | | 2 | | | | | | | | | | | | | | | | | | | | | | | | | | |
| Jones, Brent | 2 | | 2 | | | | | | | | | | | | | | | | | | | | | | | | | | |
| Kirby, Terry | 1 | | 1 | | | | | | | | | | | | | | | | | | | | | | | | | | |
| Greene, Kevin | 1 | | | | | | | | | | | | | | | | | | | | | | | | | | | | |
| Levy, Chuck | 1 | | | | | | | | | | | | | | | | | | | | | | | | | | | | |
| Rice, Jerry | 1 | | 1 | | | | | | | | | | | | | | | | | | | | | | | | | | |
| 49ERS | 41 | 16 | 20 | 1 | 2 | 1 | 0 | 0 | 38 | 38 | 36 | 29 | 0 | 375 | | | | | | | | | | | | | | | |
| OPPONENTS | 31 | 5 | 23 | 2 | 1 | 0 | 0 | 0 | 29 | 29 | 20 | 16 | 1 | 265 | | | | | | | | | | | | | | | |

2-pt. conversions: T.Kirby 2, Team: 2-3, Opponents: 0-2

1997 Team Statistics

| TOTAL FIRST DOWNS | | KICKOFFS | | PENALTIES | | FUMBLES | | FIELD GOALS | | TOTAL POINTS SCORED | |
|-------------------|------|----------|----------------|-----------|-----------------|-----------------------|------------------------------|-----------------------|-------------------|---------------------|--------------------|
| 49ers | Opp. | Total | Yards Returned | Yards | Yards Penalized | Own Fumbles Recovered | Opponents' Fumbles Recovered | Field Goals Attempted | Touchdowns Scored | Touchdowns Rushing | Touchdowns Passing |
| 294 | 242 | 1133 | 1746 | 115 | 91 | 13 | 8 | 36 | 41 | 16 | 5 |
| 106 | 67 | 22.7 | 21.3 | 979 | 742 | 16 | 9 | 29 | 16 | 20 | 23 |
| 167 | 145 | 11.5 | 91 | 22 | 24 | 29 | 16 | 36 | 20 | 20 | 23 |
| 21 | 30 | 979 | 742 | 22 | 24 | 29 | 16 | 36 | 20 | 20 | 23 |
| 5112 | 4013 | 22 | 24 | 29 | 16 | 36 | 20 | 375 | 265 | 41 | 31 |
| 1969 | 1366 | 13 | 8 | 16 | 9 | 29 | 16 | 16 | 5 | 16 | 5 |
| 3143 | 2647 | 22 | 24 | 29 | 16 | 36 | 20 | 375 | 265 | 16 | 5 |
| 999 | 949 | 29 | 16 | 36 | 20 | 375 | 265 | 41 | 31 | 16 | 5 |
| 523 | 386 | 29 | 16 | 36 | 20 | 375 | 265 | 41 | 31 | 16 | 5 |
| 3.8 | 3.5 | 29 | 16 | 36 | 20 | 375 | 265 | 41 | 31 | 16 | 5 |
| 3143 | 3164 | 29 | 16 | 36 | 20 | 375 | 265 | 41 | 31 | 16 | 5 |
| 432 | 558 | 29 | 16 | 36 | 20 | 375 | 265 | 41 | 31 | 16 | 5 |
| 278 | 287 | 29 | 16 | 36 | 20 | 375 | 265 | 41 | 31 | 16 | 5 |
| 64.4 | 50.7 | 29 | 16 | 36 | 20 | 375 | 265 | 41 | 31 | 16 | 5 |
| 11 | 25 | 29 | 16 | 36 | 20 | 375 | 265 | 41 | 31 | 16 | 5 |
| 44 | 54 | 29 | 16 | 36 | 20 | 375 | 265 | 41 | 31 | 16 | 5 |
| 289 | 364 | 29 | 16 | 36 | 20 | 375 | 265 | 41 | 31 | 16 | 5 |
| 79 | 83 | 29 | 16 | 36 | 20 | 375 | 265 | 41 | 31 | 16 | 5 |
| 3182 | 3473 | 29 | 16 | 36 | 20 | 375 | 265 | 41 | 31 | 16 | 5 |
| 41.3 | 41.8 | 29 | 16 | 36 | 20 | 375 | 265 | 41 | 31 | 16 | 5 |



1998 Individual Statistics

| RUSHING | | | | | INTERCEPTIONS | | | | | | |
|---------------------|------------|-------------|------------|------------|---------------|------------------|-----------|------------|-------------|-----------|----------|
| Att. | Yds | Avg. | Lg | TD | No. | Yds | Avg | LG | TD | | |
| Hearst, Garrison | 310 | 1570 | 5.1 | 96† | 7 | Walker, Darnell | 4 | 78 | 19.5 | 36 | 0 |
| Young, Steve | 70 | 454 | 6.5 | 24 | 6 | Hanks, Merton | 4 | 37 | 9.3 | 37 | 0 |
| Kirby, Terry | 48 | 258 | 5.4 | 31† | 3 | Bronson, Zack | 4 | 34 | 8.5 | 28 | 0 |
| Levy, Chuck | 25 | 112 | 4.5 | 21† | 1 | McDonald, Tim | 4 | 22 | 5.5 | 18 | 0 |
| Edwards, Marc | 22 | 94 | 4.3 | 32 | 1 | Tubbs, Winfred | 1 | 7 | 7.0 | 7 | 0 |
| Owens, Terrell | 4 | 53 | 13.3 | 21† | 1 | Woodall, Lee | 1 | 4 | 4.0 | 4 | 0 |
| Detmer, Ty | 8 | 7 | 0.9 | 10 | 0 | Langham, Antonio | 1 | 0 | 0.0 | 0 | 0 |
| Roby, Reggie | 1 | 0 | 0.0 | 0 | 0 | Pope, Marquez | 1 | 0 | 0.0 | 0 | 0 |
| Druckennmiller, Jim | 3 | -4 | -1.3 | -1 | 0 | Barker, Roy | 1 | -4 | -4.0 | -4 | 0 |
| 49ERS | 491 | 2544 | 5.2 | 96† | 19 | 49ERS | 21 | 178 | 8.5 | 37 | 0 |
| OPPONENTS | 395 | 1610 | 4.1 | 65† | 13 | OPPONENTS | 15 | 304 | 20.3 | 43 | 0 |

| RECEIVING | | | | | KICKOFF RETURNS | | | | | | | |
|--------------------|------------|-------------|-------------|------------|-----------------|------------------|-----------|-------------|-------------|------------|------------|----------|
| No. | Yds | Avg | LG | TD | No. | Yds | Avg | LG | TD | | | |
| Rice, Jerry | 82 | 1157 | 14.1 | 75† | 9 | Levy, Chuck | 22 | 383 | 17.4 | 30 | 0 | |
| Owens, Terrell | 67 | 1097 | 16.4 | 79† | 14 | Kirby, Terry | 17 | 340 | 20.0 | 33 | 0 | |
| Stokes, J.J. | 63 | 770 | 12.2 | 33† | 8 | McQuarters, R.W. | 17 | 339 | 19.9 | 45 | 0 | |
| Hearst, Garrison | 39 | 535 | 13.7 | 81† | 2 | Smith, Irv | 2 | 35 | 17.5 | 23 | 0 | |
| Smith, Irv | 25 | 266 | 10.6 | 25† | 5 | Richie, David | 1 | 11 | 11.0 | 11 | 0 | |
| Edwards, Marc | 22 | 218 | 9.9 | 47† | 2 | 49ERS | 59 | 1108 | 18.8 | 45 | 0 | |
| Kirby, Terry | 16 | 134 | 8.4 | 25 | 0 | OPPONENTS | 67 | 1296 | 19.3 | 47 | 0 | |
| Levy, Chuck | 15 | 64 | 4.3 | 13 | 0 | PUNT RETURNS | | | | | | |
| Clark, Greg | 12 | 124 | 10.3 | 23 | 1 | No. | FC | Yds | Avg | LG | TD | |
| Uwaezuoke, Iheanyi | 3 | 67 | 22.3 | 35 | 0 | McQuarters, R.W. | 47 | 10 | 406 | 8.6 | 72† | 1 |
| Harris, Mark | 2 | 67 | 33.5 | 42 | 0 | 49ERS | 47 | 10 | 406 | 8.6 | 72† | 1 |
| Beasley, Fred | 1 | 11 | 11.0 | 11 | 0 | OPPONENTS | 36 | 15 | 341 | 9.5 | 53 | 0 |
| 49ERS | 742 | 6120 | 8.3 | 81† | 41 | PUNTING | | | | | | |
| OPPONENTS | 294 | 3992 | 13.6 | 80† | 25 | No. | Yds | Avg | TB | I-20 | LG | Bk |

| PASSING | | Att. | Comp. | Pct. | Yds | LG | TD | Int | QB |
|------------------|------------|------------|-------------|-------------|------------|-----------|-----------|--------------|----|
| Young, Steve | 517 | 322 | 62.3 | -4170 | 81† | 36 | 12 | 101.1 | |
| Detmer, Ty | 38 | 24 | 63.2 | 312 | 36† | 4 | 3 | 91.1 | |
| Kirby, Terry | 1 | 1 | 100.0 | 28 | 28† | 1 | 0 | 158.3 | |
| 49ERS | 556 | 347 | 62.4 | 4510 | 81† | 41 | 15 | 101.2 | |
| OPPONENTS | 566 | 294 | 51.9 | 3992 | 80† | 25 | 21 | 74.0 | |

| SCORING | TOUCHDOWNS | | | TDs by Returns | | | | PAT | | Field Goals | | Total Pts | | |
|------------------|------------|-----------|-----------|----------------|----------|----------|----------|----------|-----------|-------------|-----------|-----------|----------|------------|
| | Total | Rush | Pass | Int | Fmb | KO | FGA | Att | Con | Att | Con | | | |
| Richey, Wade | 15 | 1 | 14 | | | | | 51 | 49 | 27 | 18 | 103 | | |
| Owens, Terrell | 9 | | 9 | | | | | | | | | 92 | | |
| Rice, Jerry | 9 | 7 | 2 | | | | | | | | | 58 | | |
| Hearst, Garrison | 8 | | 8 | | | | | | | | | 56 | | |
| Stokes, J.J. | 6 | | 6 | | | | | | | | | 48 | | |
| Young, Steve | 5 | | 5 | | | | | | | | | 36 | | |
| Smith, Irv | 3 | 1 | 2 | | | | | | | | | 30 | | |
| Edwards, Marc | 3 | | 3 | | | | | | | | | 18 | | |
| Kirby, Terry | 1 | | 1 | | | | | | | | | 18 | | |
| Clark, Greg | 1 | | 1 | | | | | | | | | 8 | | |
| Levy, Chuck | 1 | | 1 | | | | | | | | | 6 | | |
| McQuarters, R.W. | 1 | | 1 | | | | | | | | | 6 | | |
| 49ERS | 61 | 19 | 41 | 0 | 0 | 0 | 0 | 1 | 51 | 49 | 27 | 18 | 0 | 479 |
| OPPONENTS | 39 | 13 | 25 | 0 | 1 | 0 | 0 | 0 | 38 | 35 | 32 | 19 | 1 | 328 |

2-pt. conversions: J.Rice 2, G.Clark, G.Hearst, T.Owens, Team: 5-9, Opponents: 0-1.

1998 Team Statistics

| | | | | | |
|-----------------------------------|-------|------|--------------------------------|-------|-------|
| TOTAL FIRST DOWNS | 49ers | Opp. | KICKOFFS | 59 | 67 |
| By Rushing | 381 | 297 | Total Yards Returned | 1108 | 1296 |
| By Passing | 129 | 91 | Average Length of Return | 18.8 | 19.3 |
| By Penalties | 223 | 178 | PENALTIES | 133 | 101 |
| TOTAL YARDS GAINED | 29 | 28 | Yards Penalized | 1156 | 800 |
| By Rushing | 6800 | 5343 | FUMBLES | 22 | 24 |
| By Passing | 2544 | 1610 | Own Fumbles Recovered | 7 | 12 |
| By Penalties | 4256 | 3733 | Opponents' Fumbles Recovered | 12 | 15 |
| TOTAL PLAYS FROM SCRIMMAGE | 1100 | 1012 | FIELD GOALS | 18 | 19 |
| Rushes | 491 | 395 | Field Goals Attempted | 27 | 32 |
| Average Gain Per Rush | 5.2 | 4.1 | TOTAL POINTS SCORED | 479 | 328 |
| NET YARDS PASSING | 4256 | 3733 | Touchdowns Scored | 61 | 39 |
| Passes Attempted | 556 | 566 | Touchdowns Rushing | 19 | 13 |
| Passes Completed | 347 | 294 | Touchdowns Passing | 41 | 25 |
| Percent Completed | 62.4 | 51.9 | Touchdown Returns | 1 | 1 |
| Had Intercepted | 15 | 21 | Extra Points | 49 | 35 |
| Times Sacked | 53 | 51 | Safeties | 0 | 1 |
| Lost Attempting to Pass | 254 | 259 | AVG. TIME OF POSSESSION | 31:52 | 28:08 |
| PUNTS | 69 | 83 | | | |
| Total Yardage of Punts | 2835 | 3492 | | | |
| Average Length | 41.1 | 42.1 | | | |



1999 Individual Statistics

| RUSHING | | | | | INTERCEPTIONS | | | | | | | | | |
|--------------------|------------|-------------|-------------|------------|---------------|--------------------|------------|-------------|-------------|-------------|-----------|-----------|-----------|-------------|
| Att. | Yds | Avg. | L.G. | TD | No. | Yds | Avg | L.G. | TD | | | | | |
| Garner, Charlie | 241 | 1229 | 5.1 | 53 | 4 | Schulters, Lance | 6 | 127 | 21.2 | 64 | | | | |
| Beasley, Fred | 58 | 276 | 4.8 | 44 | 4 | McDonald, Tim | 2 | 18 | 9.0 | 18 | | | | |
| Garcia, Jeff | 46 | 221 | 4.8 | 25 | 2 | Walker, Darnell | 1 | 27 | 27.0 | 27 | | | | |
| Phillips, Lawrence | 30 | 144 | 4.8 | 68 | 2 | McQuarters, R.W. | 1 | 25 | 25.0 | 25 | | | | |
| Jackson, Terry | 15 | 75 | 5.0 | 28 | 1 | Tubbs, Winfred | 1 | 8 | 8.0 | 8 | | | | |
| Young, Steve | 11 | 57 | 5.2 | 14 | 0 | McDonald, Ramos | 1 | 4 | 4.0 | 4 | | | | |
| Jervey, Travis | 6 | 49 | 8.2 | 33 | 1 | McMillian, Mark | 1 | 0 | 0.0 | 0 | | | | |
| Stenstrom, Steve | 3 | 15 | 5.0 | 8 | 0 | 49ERS | 13 | 209 | 16.1 | 64 | | | | |
| Rice, Jerry | 2 | 13 | 6.5 | 11 | 0 | OPPONENTS | 19 | 286 | 15.1 | 93 | | | | |
| Vardell, Tommy | 6 | 6 | 1.0 | 5 | 0 | KICKOFF RETURNS | | | | | | | | |
| Stanley, Chad | 1 | 0 | 0.0 | 0 | 0 | No. | Yds | Avg | L.G. | TD | | | | |
| 49ERS | 419 | 2085 | 5.0 | 681 | 14 | McQuarters, R.W. | 26 | 568 | 21.9 | 37 | | | | |
| OPPONENTS | 426 | 1619 | 3.8 | 52 | 11 | Phillips, Lawrence | 19 | 415 | 21.8 | 75 | | | | |
| RECEIVING | | | | | PUNT RETURNS | | | | | | | | | |
| No. | Yds | Avg | L.G. | TD | No. | FC | Yds | Avg | L.G. | TD | | | | |
| Rice, Jerry | 67 | 830 | 12.4 | 62 | 5 | McQuarters, R.W. | 18 | 10 | 406 | 22.6 | 72 | | | |
| Owens, Terrell | 60 | 754 | 12.6 | 36 | 4 | Preston, Roell | 3 | 8 | 6 | 2.0 | 6 | | | |
| Garner, Charlie | 56 | 535 | 9.6 | 53 | 2 | Harris, Mark | 4 | 2 | 8 | 2.0 | 5 | | | |
| Stokes, J.J. | 34 | 429 | 12.6 | 47 | 3 | Givens, Reggie | 1 | 0 | 0 | 0.0 | 0 | | | |
| Clark, Greg | 34 | 347 | 10.2 | 24 | 0 | 49ERS | 26 | 20 | 420 | 16.2 | 72 | | | |
| Beasley, Fred | 32 | 282 | 8.8 | 24 | 0 | OPPONENTS | 33 | 11 | 399 | 12.1 | 70 | | | |
| Phillips, Lawrence | 15 | 152 | 10.1 | 47 | 0 | PUNTING | | | | | | | | |
| Vardell, Tommy | 7 | 36 | 5.1 | 11 | 0 | No. | Yds | Avg | TB | I-20 | L.G. | Bk | | |
| Harris, Mark | 6 | 66 | 11.0 | 33 | 0 | Stanley, Chad | 69 | 2737 | 39.7 | 9 | 20 | 70 | 2 | |
| Cline, Tony | 4 | 45 | 11.3 | 30 | 0 | Riehey, Wade | 4 | 146 | 36.5 | 0 | 1 | 45 | 0 | |
| Jackson, Terry | 3 | 6 | 2.0 | 4 | 0 | 49ERS | 73 | 2883 | 39.5 | 9 | 21 | 66 | 0 | |
| Streets, Tai | 2 | 25 | 12.5 | 14 | 0 | OPPONENTS | 69 | 2712 | 39.3 | 10 | 24 | 75 | 0 | |
| Fann, Chad | 2 | 8 | 4.0 | 6 | 0 | PASSING | | | | | | | | |
| Stenstrom, Steve | 1 | 9 | 9.0 | 9 | 0 | Att. | Comp. | Pct. | Yds | L.G. | TD | Int | QB | |
| Jervey, Travis | 1 | 2 | 2.0 | 2 | 0 | Garcia, Jeff | 375 | 225 | 60.0 | 2544 | 62 | 11 | 11 | 77.9 |
| 49ERS | 324 | 3526 | 10.9 | 62 | 14 | Stenstrom, Steve | 100 | 54 | 54.0 | 536 | 32 | 0 | 4 | 52.8 |
| OPPONENTS | 317 | 4295 | 13.6 | 80 | 36 | Young, Steve | 84 | 45 | 53.6 | 446 | 53 | 3 | 4 | 60.9 |
| | | | | | | Rice, Jerry | 1 | 0 | 0.0 | 0 | 0 | 0 | 0 | 39.6 |
| | | | | | | 49ERS | 560 | 324 | 57.9 | 3526 | 62 | 14 | 19 | 70.7 |
| | | | | | | OPPONENTS | 521 | 317 | 60.8 | 4295 | 80 | 36 | 13 | 99.8 |

| TOUCHDOWNS | | | | | TDs by Returns | | | | | PAT | | Field Goals | | | Total |
|--------------------|-----------|-----------|-----------|----------|----------------|----------|----------|----------|-----------|-----------|-----------|-------------|----------|------------|-------|
| Total | Rush | Pass | Int | Fmb | KO | FGA | Punt | Att | Con | Att | Con | Saf | Pts | | |
| Riehey, Wade | | | | | | | | 31 | 30 | 23 | 21 | | 93 | | |
| Garner, Charlie | 6 | 4 | 2 | | | | | | | | | | 36 | | |
| Rice, Jerry | 5 | | 5 | | | | | | | | | | 30 | | |
| Beasley, Fred | 4 | 4 | | | | | | | | | | | 24 | | |
| Owens, Terrell | 4 | | 4 | | | | | | | | | | 24 | | |
| Stokes, J.J. | 3 | | 3 | | | | | | | | | | 20 | | |
| Garcia, Jeff | 2 | 2 | | | | | | | | | | | 12 | | |
| Phillips, Lawrence | 2 | 2 | | | | | | | | | | | 12 | | |
| Walker, Darnell | 2 | | | | | | | | | | | | 12 | | |
| Bryant, Junior | 1 | | | | | | | | | | | | 6 | | |
| Jervey, Travis | 1 | 1 | | | | | | | | | | | 6 | | |
| McMillian, Mark | 1 | | | | | | | | | | | | 6 | | |
| Schulters, Lance | 1 | | | | | | | | | | | | 6 | | |
| Vardell, Tommy | 1 | 1 | | | | | | | | | | | 6 | | |
| Young, Bryant | | | | | | | | | | | | 1 | 2 | | |
| 49ERS | 33 | 14 | 14 | 2 | 3 | 0 | 0 | 0 | 32 | 31 | 23 | 21 | 1 | 295 | |
| OPPONENTS | 53 | 11 | 36 | 2 | 1 | 1 | 0 | 2 | 50 | 50 | 32 | 27 | 1 | 453 | |

2-pt. conversions: J.Stokes. Team: |-2. Opponents: |-2.

1999 Team Statistics

| TOTAL FIRST DOWNS | | KICKOFFS | |
|-----------------------------------|-------------|----------------------|--------------------------|
| 49ers | Opp. | Total Yards Returned | Average Length of Return |
| 300 | 315 | 1579 | 1093 |
| By Rushing | 102 | 91 | 20.5 |
| By Passing | 172 | 192 | 23.3 |
| By Penalties | 26 | 32 | 10.6 |
| TOTAL YARDS GAINED | 5380 | 5687 | 1045 |
| By Rushing | 2085 | 1619 | 1205 |
| By Passing | 3295 | 4068 | 760 |
| TOTAL PLAYS FROM SCRIMMAGE | 1012 | 979 | 29 |
| Rushes | 419 | 426 | 16 |
| Average Gain Per Rush | 5.0 | 3.8 | 11 |
| NET YARDS PASSING | 3295 | 4068 | 7 |
| Passes Attempted | 560 | 521 | 14 |
| Passes Completed | 324 | 317 | 33 |
| Percent Completed | 57.9 | 60.8 | 14 |
| Had Intercepted | 19 | 13 | 5 |
| Times Sacked | 33 | 32 | 30 |
| Lost Attempting to Pass | 231 | 227 | 1 |
| PUNTS | 75 | 69 | 4 |
| Total Yardage of Punts | 2883 | 2712 | 30:17 |
| Average Length | 39.5 | 39.3 | 29:43 |

HISTORY



2000 Individual Statistics

| RUSHING | Att. | Yds | Avg. | LG | TD |
|------------------|------------|-------------|------------|-----------|-----------|
| Garner, Charlie | 258 | 1142 | 4.4 | 42 | 7 |
| Garcia, Jeff | 72 | 414 | 5.8 | 33 | 4 |
| Beasley, Fred | 50 | 147 | 2.9 | 9 | 3 |
| Smith, Paul | 18 | 72 | 4.0 | 14 | 0 |
| Owens, Terrell | 3 | 11 | 3.7 | 5 | 0 |
| Jackson, Terry | 5 | 6 | 1.2 | 3 | 1 |
| Lewis, Jonas | 1 | 6 | 6.0 | 6 | 0 |
| Stokes, J.J. | 1 | 6 | 6.0 | 6 | 0 |
| Jerry, Travis | 1 | 0 | 0.0 | 0 | 0 |
| Mirer, Rick | 3 | 0 | 0.0 | 3 | 0 |
| Streets, Tai | 1 | 0 | 0.0 | 0 | 0 |
| Rattay, Tim | 2 | -1 | -0.5 | 0 | 0 |
| Rice, Jerry | 1 | -2 | -2.0 | -2 | 0 |
| 49ERS | 416 | 1801 | 4.3 | 42 | 15 |
| OPPONENTS | 435 | 1794 | 4.1 | 31 | 22 |

| RECEIVING | No. | Yds | Avg. | LG | TD |
|------------------|------------|-------------|-------------|------------|-----------|
| Owens, Terrell | 97 | 1451 | 15.0 | 69t | 13 |
| Rice, Jerry | 75 | 805 | 10.7 | 68t | 7 |
| Garner, Charlie | 68 | 647 | 9.5 | 62 | 3 |
| Clark, Greg | 38 | 342 | 9.0 | 34 | 2 |
| Beasley, Fred | 31 | 233 | 7.5 | 34 | 3 |
| Stokes, J.J. | 30 | 524 | 17.5 | 53 | 3 |
| Streets, Tai | 19 | 287 | 15.1 | 39 | 0 |
| Jackson, Terry | 5 | 48 | 9.6 | 16 | 1 |
| Smith, Paul | 2 | 55 | 27.5 | 47 | 0 |
| Swift, Justin | 1 | 8 | 8.0 | 8 | 0 |
| 49ERS | 366 | 4400 | 12.0 | 69t | 32 |
| OPPONENTS | 320 | 4185 | 13.1 | 78t | 25 |

| INTERCEPTIONS | No. | Yds | Avg. | LG | TD |
|-------------------|-----------|------------|-------------|------------|----------|
| Bronson, Zack | 3 | 75 | 25.0 | 43 | 0 |
| Montgomery, Monty | 3 | 68 | 22.7 | 46t | 1 |
| Webster, Jason | 2 | 78 | 39.0 | 70t | 1 |
| Peterson, Julian | 2 | 33 | 16.5 | 31 | 0 |
| Prioleau, Pierson | 1 | 13 | 13.0 | 13 | 0 |
| Tubbs, Winfred | 1 | 11 | 11.0 | 11 | 0 |
| Keith, John | 1 | 0 | 0.0 | 0 | 0 |
| 49ERS | 13 | 278 | 21.4 | 70t | 2 |
| OPPONENTS | 10 | 94 | 9.4 | 36t | 2 |

| KICKOFF RETURNS | No. | Yds | Avg. | LG | TD |
|------------------|-----------|-------------|-------------|-----------|----------|
| Williams, Kevin | 30 | 536 | 17.9 | 33 | 0 |
| Lewis, Jonas | 9 | 168 | 18.7 | 26 | 0 |
| Smith, Paul | 9 | 167 | 18.6 | 28 | 0 |
| Jerry, Travis | 8 | 209 | 26.1 | 58 | 0 |
| Streets, Tai | 8 | 180 | 22.5 | 37 | 0 |
| Jackson, Terry | 1 | 9 | 9.0 | 15 | 0 |
| Milem, John | 1 | 13 | 13.0 | 13 | 0 |
| Okeafor, Chike | 1 | 17 | 17.0 | 17 | 0 |
| Plummer, Ahmed | 1 | 0 | 0.0 | 0 | 0 |
| Stokes, J.J. | 0 | 0 | 0 | 0 | 0 |
| 49ERS | 68 | 1299 | 19.1 | 68 | 0 |
| OPPONENTS | 63 | 1358 | 21.6 | 57 | 0 |

| PUNT RETURNS | No. | FC | Yds | Avg. | LG | TD |
|------------------|-----------|-----------|------------|-------------|-----------|----------|
| Williams, Kevin | 26 | 13 | 220 | 8.5 | 25 | 0 |
| 49ERS | 26 | 13 | 220 | 8.5 | 25 | 0 |
| OPPONENTS | 32 | 20 | 332 | 10.4 | 47 | 0 |

| PUNTING | No. | Yds | Avg. | FB | I-20 | I.G. | Bk |
|------------------|-----------|-------------|-------------|-----------|-----------|-----------|----------|
| Stanley, Chad | 69 | 2727 | 39.5 | 7 | 15 | 56 | 1 |
| 49ERS | 70 | 2727 | 39.0 | 7 | 15 | 56 | 1 |
| OPPONENTS | 65 | 2773 | 42.7 | 10 | 16 | 66 | 0 |

| PASSING | Att. | Comp. | Pct. | Yds | LG | TD | Int | QB |
|------------------|------------|------------|-------------|-------------|------------|-----------|-----------|-------------|
| Garcia, Jeff | 561 | 355 | 63.3 | 4278 | 69t | 31 | 10 | 97.6 |
| Mirer, Rick | 20 | 10 | 50.0 | 126 | 26 | 1 | 0 | 86.7 |
| Rattay, Tim | 1 | 1 | 100.0 | -4 | -4 | 0 | 0 | 79.2 |
| Rice, Jerry | 1 | 0 | 0.0 | 0 | 0 | 0 | 0 | 39.6 |
| 49ERS | 583 | 366 | 62.8 | 4400 | 69t | 32 | 10 | 97.0 |
| OPPONENTS | 558 | 320 | 57.4 | 4185 | 78t | 25 | 13 | 86.4 |

| SCORING | TOUCHDOWNS | | | TDs by Returns | | | | PAT | | Field Goals | | | Total Pts | |
|------------------|------------|-----------|-----------|----------------|----------|----------|----------|----------|-----------|-------------|-----------|-----------|-----------|------------|
| | Total | Rush | Pass | Int | Fmb | KO | FGA | Punt | Att | Con | Att | Con | | Saf |
| Richey, Wade | 13 | 0 | 13 | | | | | | 45 | 43 | 22 | 15 | | 88 |
| Owens, Terrell | | | | | | | | | | | | | | 80 |
| Garner, Charlie | 10 | 7 | 3 | | | | | | | | | | | 60 |
| Rice, Jerry | 7 | 0 | 7 | | | | | | | | | | | 42 |
| Beasley, Fred | 6 | 3 | 3 | | | | | | | | | | | 36 |
| Garcia, Jeff | 4 | 4 | 0 | | | | | | | | | | | 24 |
| Stokes, J.J. | 3 | 0 | 3 | | | | | | | | | | | 20 |
| Jackson, Terry | 2 | 1 | 1 | | | | | | | | | | | 14 |
| Clark, Greg | 2 | 0 | 2 | | | | | | | | | | | 12 |
| Montgomery, M. | 1 | | | 1 | | | | | | | | | | 6 |
| Webster, Jason | 1 | | | 1 | | | | | | | | | | 6 |
| 49ERS | 49 | 15 | 32 | 2 | 0 | 0 | 0 | 0 | 45 | 43 | 22 | 15 | 0 | 388 |
| OPPONENTS | 49 | 22 | 25 | 2 | 0 | 0 | 0 | 0 | 46 | 46 | 31 | 26 | 0 | 422 |

2-pt. conversions: T. Jackson, T. Owens, J. Stokes.
TEAM: 3-4, OPPONENTS: 2-2.

2000 Team Statistics

| | 49ers | Opp. |
|-----------------------------------|-------|------|
| TOTAL FIRST DOWNS | 334 | 347 |
| By Rushing | 98 | 110 |
| By Passing | 211 | 194 |
| By Penalties | 25 | 43 |
| TOTAL YARDS GAINED | 6040 | 5709 |
| By Rushing | 1801 | 1794 |
| By Passing | 4239 | 3915 |
| TOTAL PLAYS FROM SCRIMMAGE | 1024 | 1031 |
| Rushes | 416 | 435 |
| Average Gain Per Rush | 4.3 | 4.1 |
| NET YARDS PASSING | 4239 | 3915 |
| Passes Attempted | 583 | 558 |
| Passes Completed | 366 | 320 |
| Percent Completed | 62.8 | 57.4 |
| Had Intercepted | 10 | 13 |
| Times Sacked | 25 | 38 |
| Lost Attempting to Pass | 161 | 270 |
| PUNTS | 70 | 65 |
| Total Yardage of Punts | 2727 | 2773 |
| Average Length | 39.0 | 42.7 |

| | 49ers | Opp. |
|--------------------------------|-------|-------|
| KICKOFFS | 68 | 63 |
| Total Yards Returned | 1299 | 1358 |
| Average Length of Return | 19.1 | 21.6 |
| PENALTIES | 134 | 102 |
| Yards Penalized | 1135 | 857 |
| FUMBLES | 22 | 19 |
| Own Fumbles Recovered | 13 | 8 |
| Opponents' Fumbles Recovered | 11 | 9 |
| FIELD GOALS | 15 | 26 |
| Field Goals Attempted | 22 | 31 |
| TOTAL POINTS SCORED | 388 | 422 |
| Touchdowns Scored | 49 | 49 |
| Touchdowns Rushing | 15 | 22 |
| Touchdowns Passing | 32 | 25 |
| Touchdown Returns | 2 | 2 |
| Extra Points | 43 | 46 |
| Safeties | 0 | 0 |
| AVG. TIME OF POSSESSION | | 29:43 |

HISTORY



ALL-TIME 49ERS COACHES

- ALBERT, Frank C. (Frankie) - (Stanford)**
Head Coach - 1956-58
Assistant - 1955 (Backfield tutor)
- ALSMAN, Ed - (Washington)**
Special Teams - 1976-77
- ATKINS, Bill - (Auburn)**
Defensive Secondary - 1976
- ATTAWAY, Jerry - (Cal-State Sacramento)**
Physical Development Coordinator - 1983-Current
- BANASZEK, Cas - (Northwestern)**
Assistant Offensive Line - 1981
- BARNES, Michael - (New York-Cortland)**
Strength Development - 1994-00
- BARRY, Joe - (Southern California)**
Defensive Quality Control - 2000
- BATTA, Tom - (Kent State)**
Tight Ends - 1999-Current
- BEAKE, Chris - (Air Force)**
Defensive Assistant - 2000-Current
Defensive Quality Control - 1999
- BEARD, Ed - (Tennessee)**
Special Teams/Asst. Linebackers - 1973
Linebackers - 1974-77
- BENGSTON, Phil - (Minnesota)**
Defensive Coach - 1951-58
- BOARD, Dwaine - (North Carolina A&T)**
Defensive Line Coach - 1994-Current
Defensive Line Asst. - 1990-93
- BROOKS, Rich - (Oregon State)**
Defensive Backs/Kickers - 1974-75
- BROWN, Greg - (UTEP)**
Defensive Backs - 1999
- CARR, Jimmy - (Morris Harvey)**
Defensive Backs - 1978
- CARROLL, Pete - (Pacific)**
Defensive Coordinator - 1995-96
- CAVANAUGH, Matt - (Pittsburgh)**
Quarterbacks - 1996
- CHRISTIANSEN, Jack - (Colorado State)**
Head Coach - 1963-67
Defensive Backs - 1959-63
- CLARK, Monte - (Southern California)**
Head Coach - 1976
- COLCHICO, Dan - (San Jose State)**
Assistant Coach - 1967
- COSLET, Bruce - (Pacific)**
Tight Ends - 1980
- DAHLEN, Neal - (San Jose State)**
Coaching Administrator - 1979-95
- DAVID, Jim - (Colorado State)**
Defensive Backs - 1964-66
- DEHAVEN, Bruce - (Southwestern College)**
Special Teams - 2000-Current
- DUNCAN, Mark - (Denver)**
Defensive Backs - 1955-62
- ENRIGHT, Dick - (Southern California)**
Offensive Line - 1976
- ERBER, Lew - (Montana State)**
Blocking/Kicking - 1975
- ERDELATZ, Eddie - (St. Mary's)**
Assistant - 1948-49
- FISHER, Jeff - (Southern California)**
Defensive Backs - 1992-93
- FRANKLIN, Chet - (Utah)**
Special Teams/Defensive Backs - 1971-74
- GANSZ, Frank - (Navy)**
Special Teams - 1978
- GERHART, Doug - (Occidental)**
Quarterbacks/Offensive Backs - 1976-77
- GIDDINGS, Mike - (California)**
Linebackers - 1968-73
- GREEN, Dennis - (Iowa)**
Receivers - 1986-88
Receivers/Special Teams - 1979
- HACKETT, Paul - (UC Davis)**
Quarterbacks/Receivers - 1983-85
- HART, Tommy - (Morris Brown)**
Defensive Assistant - 1983-91
- HECKER, Norb - (Baldwin-Wallace)**
Linebackers - 1979-86
- HEINRICH, Don - (Washington)**
Quarterbacks/Receivers - 1974-75
Defensive Secondary - 1971-73
- HICKEY, W., Howard "Red" - (Arkansas)**
Head Coach - 1959-63
Offensive Backs, Ends - 1955-58
- HILL, Jaime - (San Francisco State)**
Defensive Quality Control - 1997-98
- HOLLWAY, Bob - (Michigan)**
Defensive Line - 1975
- HOLMGREN, Mike - (Southern California)**
Offensive Coordinator - 1986-91
- HOLMOE, Tom - (Brigham Young)**
Defensive Backs - 1994-95
- HOLOVAK, Mike - (Boston College)**
Offensive Backfield - 1969
- HUGHES, Ed - (Tulsa)**
Chief of Offense/Backs - 1968-70
- JACKSON, Carl - (Prairie View A&M)**
Running Backs - 1992-96
- JACKSON, Mill - (Prairie View A&M)**
Wide Receivers - 1980-82
- JOHNSON, Bill - (Tyler JC)**
Chief of Offense - 1955-67
- JONES, Terrell - (San Jose State)**
Strength Development Coordinator - 2000-Current
- KIRKSEY, Larry - (Eastern Kentucky)**
Receivers - 1994-99
- KNAPP, Greg - (Sacramento State)**
Offensive Coordinator - 2001
Quarterbacks - 1998-00
Offensive Quality Control - 1995-97
- KUBIAK, Gary - (Texas A&M)**
Quarterbacks - 1994
- LAVAN, Al - (Colorado State)**
Running Backs - 1989-90
- LAWSON, Jim - (Stanford)**
Assistant - 1946-54
- LEGGETT, Earl - (Louisiana State)**
Defensive Line - 1978
- LEWIS, Sherman - (Michigan State)**
Receivers - 1983-91
- LITTLE, Steve - (Iowa State)**
Physical Development Asst. - 1993
- LOWRY, Alan - (Texas)**
Special Teams - 1992-95
- LYNN, Johnnie - (UCLA)**
Defensive Backs - 1996
- MARIUCCI, Steve - (Northern Michigan)**
Head Coach - 1997-Current
- MARSHALL, John - (Washington State)**
Defensive Coordinator - 1997-98
Linebackers - 1989-96
- MATTHEWS, Bill - (Southern)**
Running Backs - 1979-82



- MAXIE, Brett** - (Texas Southern)
Assistant Secondary - 2000-Current
Defensive Assistant - 1999
- MCCULLEY, Pete** - (Louisiana Tech)
Head Coach - 1978
- MCKITTRICK, Bobb** - (Oregon State)
Offensive Line - 1979-99
- MCPHERSON, Bill** - (Santa Clara)
Linebackers/Defensive Line/
Defensive Coordinator/Asst. Head
Coach/Defensive Asst. - 1979-98
- MEYER, Ken** - (Denison)
Head Coach - 1977
Offensive Backfield - 1968
- MILLER, Burnie** - (Wofford)
Defensive Backs - 1970
- MORA, Jim** - (Washington)
Defensive Coordinator - 1999-Current
Defensive Backs - 1997-98
- MORNHINWEG, Marty** - (Montana)
Offensive Coordinator - 1997-00
- MORRIS, Pat** - (Southern California)
Offensive Line - 1999 - Current
Tight Ends/Assistant Offensive Line - 1997-98
- MUDD, Howard** - (Hillsdale)
Offensive Line - 1977
- MYERS, Jack** - (UCLA)
Assistant - 1963
- NOLAN, Dick** - (Maryland)
Head Coach - 1968-75
- O'CONNOR, Fred** - (East Stroudsburg State)
Head Coach (final 7 games) - 1978
Offensive Coordinator - 1978
- OLSON, Greg** - (Central Washington)
Quarterbacks - 2001
- PARIANI, Brian** - (UCLA)
Offensive Coaches Assistant - 1992-94
- PELINI, Mark (Bo)** - (Ohio State)
Defensive Assistant - 1994-96
- PERRY, Joe** - (Compton JC)
Kicking/Game Scout - 1968-69
- PETERS, Floyd** - (San Francisco State)
Defensive Line - 1976-77
- QUINN, Dan** - (Safisbury State)
Defensive Quality Control - 2001
- RADAKOVICH, Dan** - (Penn State)
Defensive Coordinator/Linebackers - 1978
- RATHMAN, Tom** - (Nebraska)
Running Backs - 1997-Current
Running Backs/Tight Ends Asst. - 1996
- RAYE, Jimmy** - (Michigan State)
Receivers - 1977
- REESE, Floyd** - (UCLA)
Strength & Conditioning - 1978
- RHODES, Ray** - (Tulsa)
Defensive Coordinator - 1994
Defensive Backs - 1981-91
- RUFFO, Al** - (Santa Clara)
Assistant Coach - 1946-47
- SCOVIL, Doug** - (Pacific)
Special Teams/Offensive Backs - 1970-75
- SEIFERT, George** - (Utah)
Head Coach - 1989-96
Defensive Coordinator - 1983-88
Secondary - 1980-82
- SHANAHAN, Mike** - (Eastern Illinois)
Offensive Coordinator - 1992-94
- SHAW, Bob** - (Ohio State)
Assistant Coach - 1959
- SHAW, Lawrence "Buck"** - (St. Mary's)
Head Coach - 1946-54
- SHERMAN, Ray** - (Fresno State)
Receivers - 1991-93
- SHOFNER, Jim** - (Texas Christian)
Defensive Backs - 1977
Receivers/Quarterbacks - 1970-73
Defensive Backs - 1967-69
- SMITH, Richard** - (Fresno State)
Linebackers - 1997-Current
- SOLARI, Mike** - (San Diego State)
Tight Ends/Asst. Offensive Line - 1992-96
- SPAVITAL, Jim** - (Oklahoma State)
Running Backs - 1976
- STANFEL, Dick** - (San Francisco)
Offensive Coordinator/Offensive Line - 1971-75
- STECKEL, Les** - (Kansas)
Receivers - 1978
- STEWART, George** - (Arkansas)
Receivers - 2000-Current
Special Teams Coordinator - 1996-99
- STILES, Lynn** - (Utah)
Special Teams/Tight Ends/Offensive Line Asst. - 1987-91
- STRADER, Norman P., "Red"** - (St. Mary's)
Head Coach - 1955
Asst. Coach/Chief Scout - 1952
- STUDLEY, Chuck** - (Illinois)
Defensive Coordinator - 1979-82
- SUGARMAN, Andy** - (California)
Offensive Assistant - 2000-Current
Offensive Quality Control - 1998-99
- TARVER, Jason** - (Santa Clara)
Offensive Quality Control - 2001
- TAYLOR, Chuck** - (Stanford)
Assistant Coach - 1950
- TITTLE, Y.A.** - (Louisiana State)
Offensive Consultant - 1965-69
- TRESTMAN, Marc** - (Minnesota)
Offensive Coordinator - 1995-96
- VERMIL, Al** - (Utah State)
Strength & Conditioning - 1979-82
- VETRANO, Joe** - (Southern Mississippi)
Assistant Coach - 1953-56
- VONAPPEN, Fred** - (Linfield)
Defensive Line - 1987-88
Special Teams - 1983-86
- VORIS, Dick** - (San Jose State)
Assistant Coach - 1963-67
- WALSH, Bill** - (San Jose State)
Asst. to Coaching Staff - 1996
Head Coach - 1979-88
- WHITE, Mike** - (California)
Administrative Asst./Offensive Line - 1978-79
- WILSON, Billy** - (San Jose State)
Assistant Coach - 1961-62
Offensive End Coach - 1964-67
- WIGGIN, Paul** - (Stanford)
Defensive Coordinator/Line - 1974
Defensive Line - 1968-73
- WRIGHT, Eric** - (Missouri)
Defensive Backs Assistant - 1991-93
- WYCHE, Sam** - (Furman)
Quarterbacks - 1979-82
- ZEMAN, Bob** - (Wisconsin)
Linebackers - 1989-93
- ZWAHLEN, Ernie** - (Oregon State)
Offensive Line - 1968-70



49ERS' ALL-TIME ROSTER (1946-00)

*Indicates player was 49ers draft choice.

- A -

- Abramowicz, Danny, WR, Xavier (Ohio), 1973-74
- Albert, Frank, QB, Stanford, 1946-52
- Aldridge, Ben, HB, Oklahoma State, 1952
- * Aldridge, Jerry, RB, Angelo State, 1980
- * Alexander, Kermit, HB, UCLA, 1963-69
- Allen, Nate, CB, Texas Southern, 1975
- Anderson, Gary, K, Syracuse, 1997
- Anderson, Terry, WR, Bethune-Cookman, 1980
- * Anderson, Tim, S, Ohio State, 1975
- * Arenas, Joe, HB, Omaha, 1951-57
- * Asmus, Jim, P, Hawaii, 1987
- * Atkins, Bill, HB, Auburn, 1958-59
- * Atkins, Dave, RB, Texas-El Paso, 1973
- Audick, Dan, T-G, Hawaii, 1981-82
- * Ayers, John, G, West Texas State, 1976-86

- B -

- * Babb, Gene, FB, Austin, 1957-58
- * Babcock, Harry, E, Georgia, 1953-55
- * Bahnsen, Ken, FB, North Texas State, 1953
- Bahr, Matt, K, Penn State, 1981
- * Baker, Dave, HB, Oklahoma, 1959-61
- * Baker, Wayne, DT, Brigham Young, 1975
- Balatti, Ed, E, Oakland High (Calif.), 1946-48
- Baldassin, Mike, LB, Washington, 1977-78
- Baldwin, John, C, Centenary, 1947
- * Banaszek, Cas, T, Northwestern, 1967-77
- Banducci, Bruno, G, Stanford, 1946-54
- * Barber, Mike, WR, Marshall, 1989
- * Barker, Roy, DE, North Carolina, 1996-98
- * Barnes, Larry, FB, Colorado, 1957
- Barnes, Pat, QB, California, 1999
- Barnett, Oliver, DL, Kentucky, 1995
- * Barrett, Jean, T, Tulsa, 1973-80
- Bartolo, Steve, RB, Colorado State, 1988
- Barton, Harris, T, North Carolina, 1987-98
- Bassi, Dick, G, Santa Clara, 1946-47
- Beach, Sanjay, WR, Colorado State, 1991, 93
- Beals, Alyn, E, Santa Clara, 1946-51
- * Beard, Ed, LB, Tennessee, 1965-72
- * Beasley, Fred, FB, Auburn, 1998-curr.
- * Beasley, Terry, WR, Auburn, 1972-75
- Beatty, Ed, C, Mississippi, 1955-56
- Beeson, Terry, LB, Kansas, 1982
- Beisler, Randy, G-T, Indiana, 1969-74
- Belser, Ceasar, LB, Arkansas AM&N, 1974
- * Belk, Bill, DE, Maryland State, 1968-74
- Bell, Shonn, TE, Clinch Valley, 1999
- Benefield, Daved, LB, Cal State Northridge, 1996
- Benjamin, Guy, QB, Stanford, 1981-83
- Bentz, Roman, T, Tulane, 1948
- * Berry, Rex, HB, Brigham Young, 1951-56
- * Bettiga, Mike, WR, Humboldt State, 1973
- * Beverly, Ed, WR, Arizona State, 1973
- * Black, Stan, DB, Mississippi State, 1977
- Blackmore, Richard, CB, Mississippi State, 1983
- Blevins, Tony, S, Kansas, 1998
- Blount, Ed, QB, Washington State, 1987
- * Blue, Forrest, C, Auburn, 1968-74
- Board, Dwaine, DE, North Carolina A&T, 1979-88
- * Boatswain, Harry, T, New Haven, 1991-94
- * Bollinger, Brian, G, North Carolina, 1992-94
- * Bonham, Shane, DT, Tennessee, 1998-99
- Bono, Steve, QB, UCLA, 1989-93
- Boone, J.R., HB, Tulsa, 1952
- * Bosley, Bruce, C-G, West Virginia, 1956-68
- Bouza, Matt, WR, California, 1981

- Bowles, Todd, S, Temple, 1991
- * Boyd, Elmo, WR, Eastern Kentucky, 1978
- Boyd, Greg, DE, Washington, 1985
- Boykin, Greg, FB, Northwestern, 1978
- Bradley, Ed, LB, Wake Forest, 1977-78
- Bragonier, Dennis, S, Stanford, 1974
- Brandes, John, TE, Cameron, 1993
- Brandon, Michael, DE, 1995-96
- * Bregel, Jeff, G, USC, 1987-89
- * Brien, Doug, K, California, 1994-95
- Bristor, John, S, Waynesburg, 1979
- Britt, Charlie, HB, Georgia, 1964
- Brock, Clyde, T, Utah State, 1963
- Brockhaus, Jeff, K, Missouri, 1987
- * Brodie, John, QB, Stanford, 1957-73
- Brohm, Jeff, QB, Louisville, 1996-97
- Bronson, Zack, S, McNeese State, 1997-curr.
- * Brooks, Chet, DB, Texas A & M, 1988-90
- * Brown, Dennis, DE, Washington, 1990-96
- * Brown, Hardy, LB, Tulsa, 1951-56
- Brown, Jamie, T, Florida A&M, 1998
- * Brown, Pete, C, Georgia Tech, 1953-54
- Brown, Ray, G, Arkansas State, 1996-curr.
- Brown, Ray, RB, South Carolina, 1987
- Browner, Keith, LB, USC, 1987
- Bruce, Gail, E, Washington, 1948-52
- Bruer, Bob, TE, Mankato State, 1979-80
- * Brumfield, Jackson, E, Southern Mississippi, 1954
- Bruney, Fred, HB, Ohio State, 1953, 1956
- Bryant, Bob, T, Texas Tech, 1946-49
- Bryant, Junior, DT, Notre Dame, 1995-curr.
- Buckey, Jeff, T, Stanford, 1999
- Buckley, Curtis, S, East Texas State, 1996-98
- Buckner, Brentson, DT, Clemson, 1998-00
- * Bull, Scott, QB, Arkansas, 1976-78
- Bungarda, Ken, T, Missouri, 1980
- * Bunz, Dan, LB, Long Beach State, 1978-84
- * Burke, Don, LB, USC, 1950-54
- * Burke, Vern, E, Oregon State, 1965
- * Burns, Mike, DB, USC, 1977
- Burt, Jim, NT, Miami (Fla.), 1989-91
- Butler, John, S, Principia, 1987

- C -

- Caldwell, Mike, WR, California, 1996
- Calhoun, Mike, DT, Notre Dame, 1980
- Caliguire, Dean, C, Pittsburgh, 1991
- Calvelli, Tony, C, Stanford, 1949
- * Campbell, Carter, LB, Weber State, 1970
- * Campbell, Marion, T, Georgia, 1954-55
- * Campora, Don, T, Pacific, 1950, 1952
- * Canley, Sheldon, RB, San Jose State, 1991-92
- * Carapella, Al, T, Miami (Fla.), 1951-55
- * Carmazzi, Giovanni, QB, Hofstra, 2000-curr.
- Carolan, Brett, TE, Washington State, 1994-95
- Carpenter, John, T, Michigan, 1949
- Carr, Earl, RB, Florida, 1978
- * Carr, Eddie, HB, Olney High (Pa.), 1947-49
- * Carr, Paul, LB, Houston, 1955-58
- * Carter, Dexter, RB, Florida State, 1990-94; 95-96
- * Carter, Michael, NT, Southern Methodist, 1984-92
- Casaneva, Ken, HB, Santa Clara, 1946, 1948
- * Casey, Bernie, E, Bowling Green, 1961-66
- * Cason, Jim, HB, LSU, 1948-52, 1954
- Cassara, Frank, FB, St. Mary's, 1954
- Cathcart, Royal, HB, Santa Barbara State, 1950
- Cathcart, Sam, HB, Santa Barbara State, 1949-50, 1952



- Cavallo, Tom, LB, Louisville, 1997
 Cavanaugh, Matt, QB, Pittsburgh, 1983-85
 Ceresino, Gordy, LB, Stanford, 1979
 * Cerne, Joe, C, Northwestern, 1965-67
 Chandler, Wes, WR, Florida, 1988
 * Chapple, Jack, LB, Stanford, 1965
 * Cherry, Tony, RB, Oregon, 1986-87
 Childs, Jason, T, North Dakota, 1993
 Choma, John, G-C, Virginia, 1981-83
 * Churchman, Ricky, S, Texas, 1980-81
 * Clark, Bryan, QB, Michigan State, 1982-83
 Clark, Don, G, USC, 1948-49
 * Clark, Dwight, WR, Clemson, 1979-87
 * Clark, Greg, TE, Stanford, 1997-curr.
 Clark, Mario, CB, Oregon, 1984
 Clark, Mike, DE, Florida, 1982
 * Clark, Monte, T, USC, 1959-61
 Cline, Tony, TE, Stanford, 1999
 Cline, Tony, DE, Miami (Fla.), 1976
 Cochran, Mark, T, Baylor, 1987
 Cofer, Mike, K, North Carolina State, 1988-93
 * Colchico, Dan, E, San Jose State, 1960-64-67
 Collett, Elmer, G, San Francisco State, 1967-72
 * Collie, Bruce, T-G, Texas-Arlington, 1985-89, 1992
 * Collier, Floyd, T, San Jose State, 1948
 * Collier, Tim, CB, East Texas State, 1982-84
 Collins, Glen, DE, Mississippi State, 1987
 * Collins, Greg, LB, Notre Dame, 1975
 * Collins, Ray, T, LSU, 1950-52
 Comeaux, Darren, LB, Arizona State, 1987
 Conklin, Cary, QB, Washington, 1995
 Conlee, Gerry, C, St. Mary's, 1946-47
 * Connell, Mike, P, Cincinnati, 1978
 Conner, Clyde, E, Pacific, 1956-63
 * Connolly, Ted, G, Santa Clara-Tulsa, 1954, 1956-62
 Cook, Toi, DB, Stanford, 1994
 Cooke, Bill, DE, Massachusetts (Amherst), 1976
 Cooper, Adrian, TE, Oklahoma, 1996
 * Cooper, Bill, FB, Mississippi, 1961-64
 * Cooper, Earl, FB-TE, Rice, 1980-85
 Cooper, George, LB, Michigan State, 1987
 Cordileone, Lou, G-LB, Clemson, 1961
 Cornelius, Charles, DB, Bethune Cookman, 1979-80
 Courtney, Matt, S, Idaho State, 1987
 Cousineau, Tom, LB, Ohio State, 1986-87
 Cowlings, Al, DE, USC, 1979
 Cox, Greg, S, San Jose State, 1988, 1990-91
 * Cox, James, G, Stanford, 1948
 * Craig, Roger, RB, Nebraska, 1983-90
 Crawford, Derrick, WR, Memphis State, 1986
 Cribbs, Joe, RB, Auburn, 1986-87
 Crist, Chuck, DB, Penn State, 1978
 Cross, Bob, T, Kilgore J.C., 1956-57
 * Cross, Randy, G-C, UCLA, 1976-88
 * Crow, John David, HB, Texas A&M, 1965-68
 Crowe, Paul, HB, St. Mary's, 1948
 Crowell, Otis, T, Hardin-Simmons, 1947
 Cullity, Dave, T, Utah, 1989
 * Cunningham, Doug, RB, Mississippi, 1967-73

- D -

- Dahms, Tom, T, San Diego State, 1957
 * Dalman, Chris, Stanford, 1993-00
 Daniels, Clem, RB, Prairie View, 1968
 * Daugherty, Bob, HB, Tulsa, 1966-67
 * Davis, Eric, DB, Jacksonville State, 1990-95
 Davis, Johnny, FB, Alabama, 1981
 Davis, Kyle, C, Oklahoma, 1978
 * Davis, Tommy, K, LSU, 1959-69
 * Dean, Floyd, LB, Florida, 1963-64
 Dean, Fred, DE, Louisiana Tech, 1981-85
 Denn, Kevin, LB, Texas Christian, 1987
 DeBerg, Steve, QB, San Jose State, 1977-80

- Deese, Derrick, G/T, USC, 1992-curr.
 * DeLong, Keith, LB, Tennessee, 1989-93
 Dent, Richard, DE, Tennessee State, 1994
 Dercher, Dan, T, Kansas, 1999-00
 Detmer, Ty, QB, BYU, 1998
 Dixon, Al, TE, Iowa State, 1984
 Dodge, Dedrick, S, Florida State, 1994-96
 Doleman, Chris, DE, Pittsburgh, 1996-98
 Domres, Marty, QB, Columbia, 1976
 * Donahue, Mitchell, LB, Wyoming, 1991-92
 * Donnelly, George, DB, Illinois, 1965-67
 * Donohue, Leon, T, San Jose State, 1962-64
 * Dove, Eddie, HB, Colorado, 1959-62
 * Dow, Harley, G, San Jose State, 1950
 * Dowdle, Mike, LB, Texas, 1963-65
 * Downing, Walt, C-G, Michigan, 1978-83
 Downs, Bob, G, USC, 1951
 Draft, Chris, LB, Stanford, 1999
 Drake, Joe, NT, Arizona, 1987
 * Drakeford, Tyronne, DB, Virginia Tech, 1994-97
 Dressel, Chris, TE, Stanford, 1987-92
 * Druckemiller, Jim, QB, Virginia Tech, 1997-98
 DuBoise, Doug, RB, Nebraska, 1987-88
 * Dugan, Fred, E, Dayton, 1958-59
 Duncan, Maury, QB, San Francisco State, 1954-55
 Dunga, Tony, DB, Minnesota, 1979
 Dupree, Terrence, TE, Duke, 2000
 Durdan, Don, HB, Oregon State, 1946-47
 Durham, Darius, WR, San Diego State, 1983
 Durrette, Michael, G, West Virginia, 1986-87

- E -

- Easley, Walt, FB, West Virginia, 1981-82
 * Edwards, Earl, DT, Wichita, 1969-72
 * Edwards, Marc, RB, Notre Dame, 1997-98
 * Elam, Cleveland, DE, Tennessee State, 1976-78
 Elia, Bruce, LB, Ohio State, 1976-78
 Elliott, Charles, T, Oregon, 1948
 * Elliott, Lenvil, RB, N.E. Missouri State, 1979-81
 * Ellison, Riki, LB, USC, 1983-89
 Elston, Art, C, South Carolina, 1946-48
 Enderle, Dick, G, Minnesota, 1976
 Endriss, Al, E, San Francisco State, 1952
 * Engelberger, John, DE, Virginia Tech, 2000-curr.
 Ervins, Ricky, RB, Southern California, 1995
 Eshmont, Len, HB, Fordham, 1946-49
 Etcheverry, Sam, QB, Denver, 1963
 Etienne, LeRoy, LB, Nebraska, 1990
 Evans, Ray, G, Texas Western, 1949-50
 Evansen, Paul, G, Oregon State, 1948

- F -

- * Fagan, Kevin, DE, Miami (Fla.), 1987-93
 * Fahnhorst, Jim, LB, Minnesota, 1984-90
 * Fahnhorst, Keith, T, Minnesota, 1974-87
 Fann, Chad, TE, Florida A&M, 1997-99
 Faryniarz, Brett, LB, San Diego State, 1993
 Faylor, John, S, Santa Clara, 1987
 * Feher, Nick, G, Georgia, 1951-54
 * Ferrari, Ron, LB, Illinois, 1982-86
 Ferrell, Bob, RB, UCLA, 1976-80
 Fiore, Dave, T, Hofstra, 1996-curr.
 Fisk, Bill, E, USC, 1946-47
 * Flagler, Terrence, RB, Clemson, 1987-89
 Flores, Mike, DE, Louisville, 1995
 * Floyd, William, FB, Florida State, 1994-97
 * Forrest, Ed, C, Santa Clara, 1946-47
 Foster, Roy, G, USC, 1991-93
 * Fountaine, Jamal, DE, Washington, 1995
 * Francis, Phil, RB, Stanford, 1979-80
 Francis, Russ, TE, Oregon, 1982-87
 Franceschi, Pete, HB, San Francisco 1946
 * Frank, John, TE, Ohio State, 1984-88



- Franz, Tracy, G. San Jose State, 1987
 Freitas, Jesse, QB, Santa Clara, 1946
 * Fuller, Jeff, S-LB, Texas A&M, 1984-89
 * Fuller, John, DB, Lamar Tech, 1968-72

- G -

- Gagliano, Bob, QB, Utah State, 1986-87
 Gaiters, Bob, HB, New Mexico State, 1962-63
 Galiffa, Arnie, QB, Army, 1954
 Galigher, Ed, DT, UCLA, 1977-79
 Garcia, Jeff, QB, San Jose St., 1999-curr.
 * Garlin, Don, HB, USC, 1949-50
 Garner, Charlie, RB, Tennessee, 1999-00
 Garnett, Scott, NT, Washington, 1985
 Garrett, Len, TE, New Mexico Highlands, 1975
 Gash, Thane, S, East Tennessee State, 1992
 Gavric, Momcilo (Gabbo), K, Belgrade, 1969
 Gehrke, Fred, HB, Utah, 1950
 Gervais, Rick, S, Stanford, 1981-83
 Gilbert, Lewis, TE, Florida, 1980
 Givens, Reggie, LB, Penn State, 1998-99
 Gladney, Tony, WR, Nevada-Las Vegas, 1987
 Glover, Clyde, DE, Fresno State, 1987
 * Goad, Paul, FB, Abilene Christian, 1956
 Gogan, Kevin, G, Washington, 1997-98
 Gordon, Steve, C, California, 1998
 * Gonsoulin, Austin, DB, Baylor, 1967
 Gonzaga, John, T, Mt. Diablo High (Calif.), 1956-59
 * Goss, Antonio, LB, North Carolina, 1989; 91-95
 Gossett, Bruce, K, Richmond, 1970-74
 Gragg, Scott, T, Montana, 2000-curr.
 Grant, Alan, CB, Stanford, 1992
 Gray, Tim, DB, Texas A&M, 1979
 * Grbac, Elvis, QB, Michigan, 1993-96
 Green, Jacob, DE, Texas A & M, 1992
 Greene, Kevin, LB, Auburn, 1997
 Greenlee, Fritz, LB, Arizona, 1969
 Greer, Terry, WR, Alabama State, 1987-89
 Gregory, Garlin, G, Louisiana Tech, 1946-47
 Grigich, Visco, G, Santa Clara, 1946-52
 * Griffin, Don, CB, Middle Tennessee State, 1986-93

- H -

- Hadley, Ron, LB, Washington, 1987-88
 * Haley, Charles, LB, James Madison, 1986-91, 1998-99
 * Hall, Dana, S, Washington, 1992-94
 Hall, Darryl, S, Washington, 1995
 Hall, Forrest, HB, San Francisco, 1948
 Hall, Parker, HB, Mississippi, 1946
 Hall, Rhett, DT, California, 1994
 * Hall, Windian, S, Arizona State, 1972-75
 Handley, Dick, C, Fresno State, 1947
 * Hanks, Merton, CB, Iowa, 1991-98
 * Hanshaw, Tim, G, BYU, 1995-98
 * Hantla, Bob, G, Kansas, 1954-55
 * Hardman, Cedrick, DE, North Texas State, 1970-79
 * Hardy, Adrian, CB, Northwestern State, 1993-94
 Hardy, Andre, FB, St. Mary's, 1987
 * Hardy, Carroll, HB, Colorado, 1955
 * Hardy, Edgar, G, Jackson State, 1973
 Hardy, Kevin, DT, Notre Dame, 1968
 Harkey, Lem, HB, Emporia State, 1955
 * Harmon, Derrick, RB-KR, Cornell, 1984-86
 * Harper, Willie, LB, Nebraska, 1973-83
 Harris, Joe, LB, Georgia Tech, 1978
 Harris, Mark, WR, Stanford, 1996-99
 Harris, Tim, LB, Memphis State, 1991-92; 94-95
 * Harris, Tony, WR, Toledo, 1971
 * Harrison, Bob, LB, Oklahoma, 1959-61, 1965-67
 Harrison, Dennis, DE, Vanderbilt, 1986
 * Harrison, Kenny, WR, Southern Methodist, 1976-78
 * Harrison, Martin, LB, Washington, 1990-93
 * Hart, Tom, DE, Morris Brown, 1968-77

- * Hart, Jeff, T, Oregon State, 1975
 * Harty, John, DT, Iowa, 1981-83-86
 Hayes, Bob, WR, Florida A&M, 1975
 Hays, Harold, LB, Southern Mississippi, 1968-69
 * Hazeltine, Matt, LB, California, 1955-68
 Heard, Ronnie, S, Mississippi, 2000-curr.
 Hearst, Garrison, RB, Georgia, 1997-curr.
 Heller, Ron, TE, Oregon State, 1987-88
 * Helton, Barry, P, Colorado, 1988-90
 * Henderson, Keith, FB, Georgia, 1989-92
 Henderson, Thomas, LB, Langston, 1980
 * Hendrickson, Steve, LB, California, 1989
 * Henke, Ed, E, USC, 1951-52, 1955-60
 Henley, Thomas, WR, Stanford, 1987
 * Herchman, Bill, T, Texas Tech, 1956-59
 * Hettema, Dave, T, New Mexico, 1967
 Hicks, Dwight, S, Michigan, 1979-85
 Hill, John, C, Lehigh, 1985
 Hilton, Scott, LB, Salem College, 1979-80
 * Hindman, Stan, DE, Mississippi, 1966-71, 1973-74
 * Hoage, Terry, S, Georgia, 1993
 * Hobbs, Homer, G, Georgia, 1949-50
 Hobgood-Chittick, Nate, DT, North Carolina, 2000
 * Hofer, Paul, RB, Mississippi, 1976-81
 Hoffman, Gary, T, Santa Clara, 1987
 Hogan, Mike, FB, UT-Chattanooga, 1979
 * Hogland, Doug, G, Oregon State, 1953-55
 Holladay, Bob, HB, Tulsa, 1956-57
 Hollas, Hugo, DB, Rice, 1974
 * Holmes, Mike, DB, Texas Southern, 1974-75
 * Holmoe, Tom, S, Brigham Young, 1983-89
 * Holt, Pierce, DE, Angelo State, 1988-92
 * Holzer, Tom, DE, Louisville, 1967
 * Hopson, Tyrone, G, E. Kentucky, 1999-curr.
 Horn, Bob, LB, Oregon State, 1982-83
 Horne, Dick, E, Oregon, 1947
 * Hoskins, Bob, DT, Wichita State, 1970-75
 Howard, Eddie, P, Idaho, 1998
 Howell, Clarence, E, Texas A&M, 1948
 Huff, Gary, QB, Florida State, 1980
 * Huff, Marty, LB, Michigan, 1972
 * Hughes, Ernie, G, Notre Dame, 1978-80
 * Hull, Tom, LB, Penn State, 1974
 * Hunt, Charlie, LB, Florida State, 1973

- I -

- * Ifeanyi, Israel, DE-LB, USC, 1996
 * Isenbarger, John, RB, Indiana, 1970-73
 Israel, Steve, CB, Pittsburgh, 1995-96

- J -

- * Jackson, Jim, HB, Western Illinois, 1966-67
 * Jackson, Johnnie, S, Houston, 1989-92
 * Jackson, Randy, RB, Wichita State, 1973
 * Jackson, Rickey, DE/LB, Pittsburgh, 1994-95
 * Jackson, Terry, RB, Florida, 1999-curr.
 * Jackson, Wilbur, RB, Alabama, 1974-79
 * Jennings, Brian, LS/TE, Arizona State, 2000-curr.
 Jennings, Rick, WR, Maryland, 1977
 Jervey, Travis, RB, Citadel, 1999-00
 * Jessup, Bill, E, USC, 1951-52, 1954-58
 * Joelson, Greg, DE, Arizona State, 1991
 * Johnson, Bill, C, Tyler J.C., 1948-56
 * Johnson, Charlie, DT, Louisiana, 1966-67
 * Johnson, Charles, DB, Grambling, 1979-80
 * Johnson, Eric, S, Washington State, 1979
 * Johnson, Gary, DT, Grambling, 1984-85
 * Johnson, James, LB, San Diego State, 1987
 * Johnson, Jimmy, HB, UCLA, 1961-76
 * Johnson, John Henry, HB, Arizona State, 1954-56
 * Johnson, John, LB, Clemson, 1991-93
 * Johnson, Kermit, RB, UCLA, 1975-76



- * Johnson, Leo, WR, Tennessee State, 1969-70
- * Johnson, Rudy, HB, Nebraska, 1964-65
- * Johnson, Sammy, RB, North Carolina, 1974-76
- * Johnson, Walter, DE, Tuskegee, 1967
- * Jones, Arrington, FB, Winston-Salem, 1981
- * Jones, Brent, TE, Santa Clara, 1987-97
- * Jones, Larry, WR, N.E. Missouri State, 1978
- * Jordan, Darin, LB, Northeastern, 1991-94
- * Jordan, Tim, TE, Indiana, 1995
- * Judie, Ed, LB, Northern Arizona, 1982-83
- * Jury, Bob, S. Pittsburgh, 1978

- K -

- * Kammerer, Carlton, LB, Pacific, 1961-62
- * Keeble, Jerry, LB, Minnesota, 1987
- * Keever, Carl, LB, Boise State, 1987
- * Keith, John, S. Furman, 2000-curr.
- * Kelcher, Louie, NT, Southern Methodist, 1984
- * Kelly, Gordon, LB, Georgia, 1960-61
- * Kelly, Todd, DE, Tennessee, 1993-94
- * Kelm, Larry, LB, Texas A&M, 1993
- * Kemp, Jeff, QB, Dartmouth, 1986
- * Keneley, Matt, DT, USC, 1999
- * Kennedy, Allan, T, Washington State, 1981-84
- * Kennedy, Sam, LB, San Jose State, 1988
- * Kenny, Charles, G, San Francisco, 1947
- * Kilgore, Jon, P, Auburn, 1969
- * Killings, Cedric, DT, Carson Newman, 2000-curr.
- * Kilmer, Billy, OB, UCLA, 1961-66
- * Kimbrough, Elbert, HB, Northwestern, 1962-66
- * Kirby, Terry, RB, Virginia, 1996-98
- * Kirk, Randy, LB, San Diego State, 1996-99
- * Knafelc, Gary, E, Colorado, 1963
- * Knutson, Steve, G-T, USC, 1978
- * Kopay, Dave, HB, Washington, 1964-67
- * Korff, Mark, LB, Florida, 1987
- * Kovach, Jim, LB, Kentucky, 1985
- * Kraemer, Eldred, G, Pittsburgh, 1955
- * Krahl, Jim, DT, Texas Tech, 1980
- * Kramer, Kent, TE, Minnesota, 1966
- * Krueger, Charles, DT, Texas A&M, 1959-73
- * Krueger, Rolf, DE, Texas A&M, 1972-74
- * Kugler, Pete, DT, Penn State, 1981-83, 1986-90
- * Kuykendall, Fulton, LB, UCLA, 1985
- * Kuzman, John, T, Fordham, 1946
- * Kwalick, Ted, TE, Penn State, 1969-74
- * Kyle, Jason, LB, Arizona State, 2000
- * Kyles, Troy, WR, Howard, 1992

- L -

- * LaBounty, Matt, DE, Oregon, 1992-93
- * Lakes, Roland, DT, Wichita State, 1961-70
- * Land, Fred, T, LSU, 1948
- * Land, Mel, DE, Michigan State, 1980
- * Langham, Antonio, CB, Alabama, 1998
- * Larson, Bill, TE, Colorado State, 1975
- * LaRose, Dan, DE, Missouri, 1965
- * Lash, Jim, WR, Northwestern, 1976
- * Latimer, Al, CB, Clemson, 1980
- * Laughlin, Bud, FB, Kansas, 1955
- * Lawrence, Amos, RB, North Carolina, 1981-82
- * Lawson, Steve, G, Kansas, 1976
- * LeCount, Terry, WR, Florida, 1978
- * Ledford, Dwayne, T, East Carolina, 1999
- * Ledyard, Hal, QB, UT-Chattanooga, 1953
- * Lee, Amp, RB, Florida State, 1992-93
- * Lee, Dwight, RB, Michigan State, 1968
- * Lee, Kevin, WR, Alabama, 1996
- * Lee, Mark, CB, Washington, 1991
- * Legette, Tyrone, CB, Nebraska, 1998
- * Leonard, Jim, C, Santa Clara, 1985
- * Leonard, Tony, DB, Virginia Union, 1976
- * Leopold, Bobby, LB, Notre Dame, 1980-83

- * Levy, Chuck, RB, Arizona, 1997-98
- * Lewis, Eddie, DB, Kansas, 1976-79
- * Lewis, Gary, FB, Arizona State, 1964-69
- * Lewis, Jonas, RB, San Diego State, 2000-curr.
- * Lewis, Kevin, DB, Northwestern Louisiana, 1990-92
- * Lewis, Ron, WR, Florida State, 1990-92
- * Lilly, Kevin, NT, Tulsa, 1988-89
- * Lillywhite, Verl, HB, USC, 1948-51
- * Lind, Mike, FB, Notre Dame, 1963-64
- * Lindstrom, Chris, DT, Boston College, 1983
- * Lisbon, Don, HB, Bowling Green, 1963-64
- * Litter, Greg, DE, Iowa State, 1987
- * Livingston, Howie, HB, Fullerton J.C., 1950
- * Lockett, J.W., RB, Central (Okla.) State, 1961
- * Logan, Marc, RB, Kentucky, 1992-94
- * Long, Tim, C, Memphis State, 1987
- * Looney, Jim, LB, Purdue, 1981
- * Lopasky, Bill, G, West Virginia, 1961
- * Lott, Ronnie, CB, USC, 1981-90
- * Loville, Derek, RB, Oregon, 1994-96
- * Loyd, Alex, E, Oklahoma State, 1950
- * Luna, Bob, HB, Alabama, 1955
- * Lyles, Lenny, HB, Louisville, 1959-60
- * Lynch, Ben, C, California, 1999-curr.
- * Lynn, Anthony, RB, Texas Tech, 1995-96

- M -

- * MacAfee, Ken, TE, Notre Dame, 1978-79
- * Macauley, John, OL, Stanford, 1984
- * Mackey, Dee, TE, East Texas State, 1960
- * Maderos, George, HB, Chico State, 1955-56
- * Magac, Mike, G, Missouri, 1960-64
- * Maloney, Norm, E, Purdue, 1948-49
- * Manley, Joe, LB, Mississippi State, 1953
- * Mann, Charles, DE, Nevada, 1994
- * Manuel, Sean, TE, New Mexico State, 1996
- * Margerum, Ken, WR, Stanford, 1986-87
- * Martin, Bob, LB, Nebraska, 1979
- * Martin, Derrick, LB, San Jose State, 1987
- * Martin, Saladin, DB, San Diego State, 1981
- * Masini, Leonard, FB, Fresno State, 1947-48
- * Mason, Lindsey, T, Kansas, 1982
- * Matheson, Riley, G-LB, Texas Western, 1948
- * Mathews, Ned, HB, UCLA, 1946-47
- * Matthews, Al, S-CB, Texas A&I, 1977
- * Matthews, Clay, E, Georgia Tech, 1950, 1953-55
- * Matuszak, Marv, LB, Tulsa, 1957-58
- * Maurer, Andy, G, Oregon, 1976
- * Maxie, Brett, S, Texas Southern, 1997
- * McAlister, Ken, LB-S, San Francisco, 1983
- * McCaffrey, Ed, WR, Stanford, 1994
- * McCann, Jim, P, Arizona State, 1971-72
- * McColl, Mitt, LB, Stanford, 1981-87
- * McCormick, Dave, T, LSU, 1966
- * McCormick, Tom, HB, Pacific, 1956
- * McCormick, Walt, C, USC, 1948
- * McCoy, Mike, QB, Utah, 1997
- * McCray, Willie, DE, Troy State, 1978
- * McDonald, Ramos, CB, New Mexico, 1999
- * McDonald, Tim, S, USC, 1993-99
- * McElhenny, Hugh, HB, Washington, 1952-60
- * McFarland, Kay, HB, Colorado State, 1962-68
- * McGee, Willie, WR, Alcorn A&M, 1976
- * McGill, Ralph, CB, Tulsa, 1972-76
- * McGrew, Reggie, DT, Florida, 1999-curr.
- * McGruder, Michael, CB, Kent, 1992-93
- * McHan, Lamar, QB, Arkansas, 1963
- * McIlhenny, Don, HB, Southern Methodist, 1961
- * McIntyre, Guy, G, Georgia, 1984-93
- * McIntyre, Jeff, LB, Arizona State, 1979
- * McKenzie, Reggie, LB, Tennessee, 1992
- * McKoy, Billy, LB, Purdue, 1974
- * McKyer, Tim, CB, Texas-Arlington, 1986-89



- * McLemore, Dana, KR-CB, Hawaii, 1982-87
- * McMillan, Mark, CB, Alabama, 1999
- * McNeil, Clifton, E. Grambling, 1968-69
- * McQuarters, R.W., CB, Oklahoma State, 1998-99
- * Mellekas, John, C, Arizona, 1962
- * Mellus, John, T, Villanova, 1946
- * Melville, Dan, P, California, 1979
- * Mertens, Jerry, HB, Drake, 1958-65
- * Messer, Dale, HB, Fresno State, 1961-65
- * Meyers, Bob, FB, Stanford, 1952
- * Michalik, Art, G, St. Ambrose, 1953-54
- * Mike, Bob, T, UCLA, 1948-49
- * Mike-Mayer, Steve, K, Maryland, 1975-76
- * Mikolas, Doug, NT, Portland State, 1987-88
- * Milem, John, DE, Lenoir-Rhyne, 2000-curr.
- * Miles, Searcy, DB, San Jose State, 1954-56
- * Millen, Matt, LB, Penn State, 1989-90
- * Miller, Clark, E, Utah State, 1962-68
- * Miller, Hal, T, Georgia Tech, 1953
- * Miller, Jim, P, Mississippi, 1980-82
- * Miller, Johnny, G, Livingston, 1977-78
- * Millestead, Rod, G, Delaware State, 1994-97
- * Mira, George, QB, Miami (Fla.), 1964-68
- * Mirer, Rick, QB, Notre Dame, 2000-curr.
- * Mitcham, Gene, HB, Arizona State, 1958
- * Mitchell, Dale, LB, USC, 1976
- * Mitchell, Kevin, LB, Syracuse, 1994-97
- * Mitchell, Tom, TE, Bucknell, 1974-77
- * Mixon, Bill, HB Georgia, 1953-54
- * Moegele, Dick, HB, Rice, 1955-59
- * Mojsiejenko, Ralf, P, Michigan State, 1991
- * Momsen, Bob, G, Ohio State, 1952
- * Monachino, Jim, HB, California, 1951
- * Monds, Wonder, DB, Nebraska, 1978
- * Monroe, Carl, RB-KR, Utah, 1983-87
- * Montana, Joe, QB, Notre Dame, 1979-92
- * Montgomery, Blanchard, LB, UCLA, 1983-84
- * Montgomery, Monty, CB, Houston, 1999-00
- * Moore, Dean, LB, Iowa, 1978
- * Moore, Eugene, RB, Occidental, 1969
- * Moore, Jason, S, San Diego State, 2000
- * Moore, Jeff, RB, Jackson State, 1982-83
- * Moore, Manfred, RB, USC, 1974-75
- * Morgan, Joe, T, Southern Mississippi, 1949
- * Morgan, Melvin, DB, Mississippi Valley State, 1979-80
- * Moroski, Mike, QB, U.C. Davis, 1986
- * Morrall, Earl, QB, Michigan State, 1956
- * Morris, Dennis, LB, Oklahoma, 1958
- * Morris, George, C, Georgia Tech, 1956
- * Morrison, Dennis, QB, Kansas State, 1974
- * Morton, Dave, LB, UCLA, 1979
- * Morton, John, LB, Texas Christian, 1953
- * Morze, Frank, C, Boston College, 1957-61
- * Moten, Gary, LB, Southern Methodist, 1983
- * Mudd, Howard, G, Hillsdale, 1964-69
- * Musgrave, Bill, QB, Oregon, 1991-94
- * Myers, Chip, E, N.W. Oklahoma, 1967

- N -

- Nehemiah, Renaldo, WR, Maryland, 1982-84
- Nelson, Bob, LB, Nebraska, 1979
- Neville, Tom, G, Fresno State, 1991
- * Newberry, Jeremy, C, California, 1998-curr.
- * Newsome, Craig, CB, Arizona State, 1999
- Nicholas, Calvin, WR, Grambling, 1988
- Nichols, Mark, LB, Colorado State, 1978
- Nicholson, Jim, T, Michigan State, 1981
- * Nix, Jack, E, USC, 1950
- * Nixon, Tory, CB, San Diego State, 1985-88
- * Nomellini, Leo, T, Minnesota, 1950-63
- Norberg, Hank, E, Stanford, 1946-47
- Nordquist, Mark, G, Pacific, 1976
- * Norton, Jim, T, Washington, 1965-66

- * Norton, Ken Jr., LB, UCLA, 1994-00
- * Norton, Ray, HB, San Jose State, 1960-61
- * Nunley, Frank, LB, Michigan, 1967-76

- O -

- Oates, Bart, C, Brigham Young, 1994-95
- Obradovich, Jim, TE, USC, 1976
- Odom, Ricky, DB, USC, 1978
- * O'Donahue, Pat, E, Wisconsin, 1952
- * Okeafor, Chike, DE, Purdue, 1999-curr.
- Olerich, Dave, E, San Francisco, 1967-68, 1972-73
- * Olssen, Lance, T, Purdue, 1968-69
- O'Neal, Brian, RB, Penn State, 1995
- Orosz, Tom, P, Ohio State, 1983
- Osborne, Clancy, LB, Arizona State, 1959-60
- * Ostrowski, Phil, G, Penn State, 1998-00
- * Owen, Tom, QB, Wichita State, 1974-75
- * Owens, James, WR, UCLA, 1979-80
- * Owens, R.C., HB, College of Idaho, 1957-61
- * Owens, Terrell, WR, Tenn.-Chattanooga, 1996-curr.

- P -

- * Pace, Jim, HB, Michigan, 1958
- * Palatella, Lou, G, Pittsburgh, 1955-58
- * Paris, William (Bubba), T, Michigan, 1982-90
- * Parker, Anthony, CB, Weber State, 1999-curr.
- * Parker, Don, G, Virginia, 1967
- * Parks, Dave, E, Texas Tech, 1964-67
- Parks, Limbo, G, Arkansas, 1987
- Parrish, James, T, Temple, 1993
- Parsons, Earle, HB, USC, 1946-47
- * Patera, Dennis, K, Brigham Young, 1968
- Patterson, Reno, DE, Bethune-Cookman, 1987
- Patton, Ricky, RB, Jackson State, 1980-82
- Pavlich, Chuck, G, Muskegon High (Mich.), 1946
- Paye, John, QB, Stanford, 1988
- Peets, Brian, TE, Pacific, 1981
- Penchion, Bob, T, Alcorn A&M, 1974-75
- Peoples, Woody, G, Grambling, 1968-77
- Perry, Joe, FB, Compton J.C., 1948-60, 1963
- Perry, Scott, S, Williams, 1980
- * Peterson, Anthony, LB, Notre Dame, 1994-96, 1998-99
- * Peterson, Julian, LB, Michigan State, 2000-curr.
- Phillips, Lawrence, RB, Nebraska, 1999
- * Phillips, Mel, DB, North Carolina A&T, 1966-77
- Pillers, Lawrence, DE, Alcorn A&M, 1980-84
- * Pine, Ed, LB, Utah, 1962-64
- Pleasant, Anthony, DE, Tennessee State, 2000
- * Plummer, Ahmed, CB, Ohio State, 2000-curr.
- Plummer, Bruce, CB, Mississippi State, 1990
- * Plummer, Gary, LB, California, 1994-97
- Plunkett, Jim, QB, Stanford, 1976-77
- * Pollack, Frank, T-G, Northern Arizona, 1990-91; 94-97
- Pollard, Darryl, CB, Weber State, 1987-91
- * Poole, Bob, E, Clemson, 1964-65
- Pope, Marquez, CB, Fresno State, 1995-98
- Popson, Ted, TE, Portland State, 1994-96
- Posey, Jeff, DE, Southern Mississippi, 1998-00
- Powell, Charles, E, San Diego High (Calif.), 1952-53, 1955-57
- * Powers, Jim, HB, USC, 1950-53
- * Preston, Roell, KR, Mississippi, 1999
- * Price, Daryl, DE, Colorado, 1996-97
- * Prioleau, Pierson, DB, Virginia Tech, 1999-curr.
- Prokop, Joe, P, Cal Poly Pomona, 1991
- * Puddy, Harold, T, Oregon, 1948
- * Puki, Craig, LB, Tennessee, 1980-81
- * Putzier, Rollin, NT, Oregon, 1989

- Q -

- * Quillan, Fred, C, Oregon, 1978-87
- Quilter, Chuck, T, Tyler J.C., 1949



- R -

- * Raines, Mike, DT, Alabama, 1974
- Ramson, Eason, TE, Washington State, 1979-83
- Randle, Sonny, E, Virginia, 1967
- * Randolph, Alvin, DB, Iowa, 1966-70, 1974
- Rasley, Rocky, G, Oregon State, 1976
- * Rathman, Tom, FB, Nebraska, 1986-93
- * Rattay, Tim, QB, Louisiana Tech, 2000-curr.
- Reach, Kevin, G, Utah, 1987
- * Reed, Joe, QB, Mississippi State, 1972-74
- * Reese, Albert, DT, Grambling, 1997-98
- Reese, Archie, DE, Clemson, 1978-81
- Reid, Bill, C, Stanford, 1975
- Remington, Bill, C, Washington State, 1946
- Renfro, Dick, FB, Washington State, 1946
- Reynolds, Jack, LB, Tennessee, 1981-84
- Rhodes, Bruce, DB, San Francisco State, 1976
- Rhodes, Ray, CB, Tulsa, 1980
- * Rice, Jerry, WR, Mississippi Valley State, 1985-00
- Richardson, Mike, CB, Arizona State, 1989
- Richey, Wade, K, LSU, 1998-00
- Richie, David, DT, Washington, 1998-99
- Ridgle, Elston, DE, Nevada-Reno, 1987
- * Riddlon, Jim, HB, Syracuse, 1957-1962
- * Riley, Preston, WR, Memphis State, 1970-72
- Ring, Bill, RB, Brigham Young, 1981-86
- * Rivera, Steve, WR, California, 1976
- Roberson, Vern, DB, Grambling, 1978
- Roberts, C.R., FB, USC, 1959-62
- * Roberts, Larry, DE, Alabama, 1986-93
- Robinson, Jimmy, WR, Georgia Tech, 1980
- * Robnett, Ed, HB, Texas Tech, 1947
- Roby, Reggie, P, Iowa, 1998
- * Rock, Walter, T, Maryland, 1963-67
- Rodgers, Del, RB, Utah, 1987-88
- Rogers, Doug, DE, Stanford, 1966
- * Rohde, Len, T, Utah State, 1980-74
- * Romanowski, Bill, LB, Boston College, 1988-93
- Roskie, Ken, FB, South Carolina, 1946
- * Rubke, Karl, C, USC, 1957-60, 1962-63, 1965
- * Rucka, Leo, C, Rice, 1956
- Rudolph, Joe, G, Wisconsin, 1997
- * Ruhman, Chris, T, Texas A&M, 1998
- Runager, Max, P, South Carolina, 1984-88
- * Russell, Damien, S, Virginia Tech, 1993
- * Shaw, Charles, G, Oklahoma State, 1950
- * Shell, Todd, LB, Brigham Young, 1984-87
- * Shelley, Jo Nathan, CB, Mississippi, 1987
- Sheriff, Stan, LB, Cal Poly-SLO, 1956-57
- Sherrard, Mike, WR, UCLA, 1989-92
- Shields, Billy, T, Georgia Tech, 1984
- Shoener, Hal, E, Iowa, 1948-50
- Shumann, Mike, R, Florida State, 1978-79, 1981
- Shumon, Ron, LB, Wichita State, 1979
- * Sieminski, Charlie, T, Penn State, 1963-65
- Siglar, Ricky, G-T, San Jose State, 1990
- Silas, Sam, DE, Southern Illinois, 1969-70
- Simpson, Mike, DB, Houston, 1970-72
- Simpson, O.J., RB, USC, 1978-79
- Singleton, Nate, WR, Grambling, 1993-96
- Singleton, Ron, T, Grambling, 1977-80
- Sitko, Emil, HB, Notre Dame, 1950
- Skaugstad, Daryle, DT, California, 1983
- Smerlas, Fred, NT, Boston College, 1990
- * Smith, Artie, DL, Louisiana Tech, 1993-94
- * Smith, Charles, E, Abilene Christian, 1956
- Smith, Ernie, HB, Compton J.C., 1955-56
- Smith, Frankie, CB, Baylor, 1996-97
- Smith, George, C, California, 1947
- Smith, Irv, TE, Notre Dame, 1998
- Smith, J.D., HB, North Carolina A&T, 1956-64
- * Smith, Jerry, G, Wisconsin, 1952-53
- Smith, Noland, RB, Tennessee State, 1969
- * Smith, Paul, RB, UTEP, 2000-curr.
- * Smith, Steve, E, Michigan, 1966-67
- Snead, Norman, QB, Wake Forest, 1974-75
- * Sniadecki, Jim, LB, Indiana, 1969-73
- Solomon, Freddie, WR, Tampa, 1978-85
- Soltau, Gordy, E, Minnesota, 1950-58
- * Sparks, Dave, G, South Carolina, 1951
- Spence, Julian, HB, Sam Houston, 1957
- * Spurrier, Steve, QB, Florida, 1967-75
- Standifer, Bob, NT, UT-Chattanooga, 1987
- Standlee, Norm, FB, Stanford, 1946-52
- Stanley, Chad, P, Stephen F. Austin, 1999-curr.
- * St. Clair, Bob, T, San Francisco-Tulsa, 1953-64
- Stenstrom, Steve, QB, Stanford, 1999
- Stephoe, Jack, WR, Utah, 1978
- Stevens, Mark, QB, Utah, 1987
- * Stickles, Monty, E, Notre Dame, 1960-67
- Stidham, Howard, LB, Tennessee Tech, 1977
- Stits, Bill, DB, UCLA, 1957-58
- * Stokes, J.J., WR, UCLA, 1995-curr.
- * Stolhandske, Tom, LB, Texas, 1955
- Stover, Jeff, DE, Oregon, 1982-88
- * Streets, Tai, WR, Michigan, 1999-curr.
- * Strickland, Bishop, FB, South Carolina, 1951
- * Strong, Jim, RB, Houston, 1970
- Stroth, Vince, T, Brigham Young, 1985
- Strzykalski, John, HB, Marquette, 1946-52
- * Stubblefield, Dana, DL, Kansas, 1993-97
- * Stubbs, Daniel, DE, Miami (Fla.), 1988-89
- * Stuckey, Jim, DE, Clemson, 1980-85
- Sullivan, Bob, HB, Holy Cross, 1948
- Sullivan, John, S, California, 1987
- Susoeff, Nick, E, Washington State, 1946-49
- Sutro, John, T, San Jose State, 1962
- Swift, Justin, TE, Kansas State, 2000-curr.
- * Swinford, Wayne, DB, Georgia, 1965-67
- Sydney, Harry, FB, Kansas, 1987-91

- S -

- Sabuco, Tino, C, San Francisco, 1949
- * Sagely, Floyd, E, Arkansas, 1954-56
- Salata, Paul, E, USC, 1949-50
- Salmon, Mike, DB, USC, 1996
- Sanders, Deion, DB, Florida State, 1994
- * Sandifer, Bill, DT, UCLA, 1974-76
- Sandifer, Dan, HB, LSU, 1950
- Santos, Todd, QB, San Diego State, 1988
- * Sapolu, Jesse, C/G, Hawaii, 1983-97
- * Sardisco, Tony, G, Tulane, 1956
- Saunders, John, DB, Toledo, 1974-75
- * Satterfield, Alf, T, Vanderbilt, 1947
- * Schabarum, Pete, HB, California, 1951, 1953-54
- Schiechl, John, C, Santa Clara, 1947
- * Schmidt, Henry, T, USC-Trinity (Tex.), 1959-60
- * Schreiber, Larry, RB, Tennessee Tech, 1971-75
- * Schullers, Lance, S, Hofstra, 1998-curr.
- Schwantz, Jim, LB, Purdue, 1997
- Scoggins, Eric, LB, USC, 1982
- Scotti, Ben, HB, Maryland, 1964
- Scrafford, Kirk, OL, Montana, 1995-98
- * Seabron, Thomas, LB, Michigan, 1979-80
- Seal, Paul, TE, Michigan, 1977-79
- Serwanga, Wasswa, CB, UCLA, 1999
- Sharkey, Ed, G, Duke-UN-Reno, 1955-56
- * Tamm, Ralph, G, West Chester, 1992-94
- Tanner, Hamp, T, Georgia, 1951
- Tausch, Terry, G, Texas, 1989
- Tautolo, Terry, LB, UCLA, 1980-81
- Taylor, Brian, S, Oregon State, 1993
- * Taylor, Bruce, CB, Boston U, 1970-77

- T -



- * Taylor, John, WR, Delaware State, 1986-95
- Taylor, Roosevelt, S. Grambling, 1969-71
- Teresa, Tony, HB, San Jose State, 1958
- * Thomas, Aaron, E. Oregon State, 1961
- * Thomas, Chris, WR, Cal Poly-SLO, 1995
- Thomas, Chuck, C. Oklahoma, 1987-92
- * Thomas, Jimmy, RB, Texas-Arlington, 1969-73
- * Thomas, John, T. Pacific, 1958-67
- * Thomas, Lynn, DB, Pittsburgh, 1981-82
- * Thomas, Mark, North Carolina State, 1992-94
- Thompson, Tommy, P. Oregon, 1995-98
- Thornton, Rupe, G. Santa Clara, 1946-47
- * Threadgill, Bruce, S. Mississippi State, 1978
- * Tidwell, Billy, HB, Texas A&M, 1954
- Tillman, Spencer, HB, Oklahoma, 1989-91
- * Times, Ken, DT, Southern, 1980
- Titchenal, Bob, E. San Jose State, 1946
- * Tittle, Y.A., QB, LSU, 1951-60
- * Tonnell, Bob, T. Notre Dame, 1952, 1954-59
- Torretta, Gino, QB, Miami, 1996
- * Trimble, Wayne, DB, Alabama, 1967
- Tubbs, Jerry, LB, Oklahoma, 1958-59
- Tubbs, Winfred, LB, Texas, 1998-00
- * Tucker, Bill, RB, Tennessee A&I, 1967-70
- Tuiasosopo, Manu, DT, UCLA, 1984-86
- * Turner, Keena, LB, Purdue, 1980-90
- Turner, Odessa, WR, Northwestern Louisiana, 1992-93
- Tyler, Wendell, RB, UCLA, 1983-86

- U -

- * Ulbrich, Jeff, LB, Hawaii, 2000-curr.
- Ulmer, Artie, LB, Valdosta State, 2000
- * Uwaezuoke, Iheanyi, WR, Cal, 1996-98

- V -

- Van Doren, Bob, E. USC, 1953
- * Vanderbundt, Skip, LB, Oregon State, 1968-77
- Varajon, Mike, FB, Toledo, 1987
- Vardell, Tommy, RB, Stanford, 1996, 1999
- * Vaughan, Ruben, DT, Colorado, 1979
- Vaught, Ted, E. Texas Christian, 1953
- Veris, Garin, DE, Stanford, 1992
- Vetrano, Joe, HB, Southern Mississippi, 1946-49
- Vincent, Ted, DT, Wichita State, 1979-80
- Visger, George, DT, Colorado, 1980
- * Vollenweider, Jim, FB, Miami (Fla.), 1962-63

- W -

- Wagner, Lowell, HB, USC, 1949-53, 1955
- Walker, Adam, RB, Pittsburgh, 1992-96
- Walker, Darnell, CB, Oklahoma, 1997-99
- * Walker, Elliott, RB, Pittsburgh, 1978
- Walker, Val Joe, HB, Southern Methodist, 1957
- * Wallace, Bev, QB, Compton J.C., 1947-49
- * Wallace, Steve, T. Auburn, 1986-96
- * Walls, Wesley, TE, Mississippi, 1989-93
- Walter, Mike, LB, Oregon, 1984-93
- Warren, Terrance, WR, Hampton, 1995
- Washington, Dave, LB, Alcorn A&M, 1975-76
- * Washington, Gene, WR, Stanford, 1969-77
- Washington, Marvin, DE, Idaho, 1997, 1999
- * Washington, Ted, NT-DE, Louisville, 1991-93
- * Washington, Tim, CB, Fresno State, 1982
- * Washington, Vic, RB, Wyoming, 1971-73
- * Waters, Bob, QB, Presbyterian, 1960-64
- * Watters, Ricky, RB, Notre Dame, 1991-94
- * Watson, John, T. Oklahoma, 1971-76
- Waymer, Dave, DB, Notre Dame, 1990-91
- * Webb, Jimmy, DT, Mississippi State, 1975-80
- * Webster, Jason, CB, Texas A&M, 2000-curr.

- Wells, Mike, TE, San Diego State, 1987
- Werschling, Ray, K. California, 1977-87
- Wesley, Joe, LB, LSU, 1999
- West, Robert, WR, San Diego State, 1974
- * White, Bob, HB, Stanford, 1951-52
- Whitmore, David, S. Stephen F. Austin, 1991-92
- * Wilcox, Dave, LB, Oregon, 1964-74
- Wilkinson, Jerry, DE, Oregon State, 1980
- Wilkins, David, LB, Eastern Kentucky, 1992
- Wilkins, Gabe, DE, Gardner-Webb, 1998-99
- Wilkins, Jeff, K. Youngstown State, 1995-96
- Wilks, Greg, LB, Montana State, 1987
- * Willard, Ken, FB, North Carolina, 1965-73
- Williams, Alfred, DE, Colorado, 1995
- Williams, Dave, RB, Colorado, 1977
- * Williams, Delvin, RB, Kansas, 1974-77
- Williams, Gerard, DB, Langston, 1979-80
- * Williams, Herb, CB, Southern, 1980
- Williams, Howie, HB, Howard, 1963
- Williams, James, LB, Mississippi State, 1997-98
- Williams, James, DB, Fresno State, 1996
- Williams, Jamie, TE, Nebraska, 1989-93
- Williams, Joel, C. Texas, 1948
- Williams, John, HB, USC, 1954
- Williams, Kevin, WR/KR, Miami, 2000
- Williams, Michael, CB, 1995
- * Williams, Newton, RB, Arizona State, 1982
- Williams, Roy, T. Pacific, 1963-64
- * Williams, Vince, FB, Oregon, 1982-83
- * Williamson, Carlton, S. Pittsburgh, 1981-88
- Willig, Matt, T. Southern California, 2000-curr.
- Willis, Jamal, RB, Brigham Young, 1995-96
- Wilmsmeyer, Klaus, P. Louisville, 1992-94
- * Wilson, Billy, E. San Jose State, 1951-60
- Wilson, Jerry, LB, Auburn, 1960
- Wilson, Karl, DL, LSU, 1993
- * Wilson, Jim, G. Georgia, 1965-66
- Wilson, Mike, WR, Washington State, 1981-90
- * Wilson, Troy, Pittsburg State, 1993-94
- * Windsor, Bob, E. Kentucky, 1967-71
- Winston, Lloyd, FB, USC, 1962-63
- * Wismann, Pete, LB, St. Louis, 1949-52, 1954
- * Witcher, Dick, E. UCLA, 1966-73
- * Wittenborn, John, G. Southeast Missouri, 1958-60
- * Wittum, Tom, P. Northern Illinois, 1973-77
- Woitt, John, DB, Mississippi State, 1968-69
- Wondolowski, Bill, WR, Eastern Montana, 1969
- * Woodall, Lee, LB, West Chester, 1994-99
- Woods, Don, RB, New Mexico, 1980
- * Woodson, Abe, HB, Illinois, 1958-64
- Woodson, Rod, CB, Purdue, 1997
- Woudenberg, John, T. Denver, 1946-49
- * Wright, Eric, CB, Missouri, 1981-90

- X -

None

- Y -

- Yonamine, Wally, HB, Farrington High (HI.), 1947
- * Young, Bryant, DT, Notre Dame, 1994-curr.
- Young, Charle, TE, USC, 1980-82
- Young, Steve, QB, Brigham Young, 1987-99
- * Youngelman, Sid, T. Alabama, 1955
- Yowarsky, Walt, C. Kentucky, 1958

- Z -

- Zamlynsky, Zigmond, HB, Villanova, 1946
- Zelenka, Joe, LS, Wake Forest, 1999
- Zendejas, Tony, K. Nevada, 1995



ALL-TIME NUMERICAL ROSTER

1987 replacement team players included.

NUMBERS WORN BY JUST ONE PLAYER

#8 Steve Young QB 1987-99

PLAYERS WHO WORE MULTIPLE NUMBERS

| | | | |
|-----------------|--------|---------------|----------------|
| Frank Albert | QB | 1946-52 | 63,13 |
| Joe Arenas | HB | 1951-57 | 82,22 |
| Mike Baldassin | LB | 1977 | 41,52 |
| Bruno Banducci | G | 1946-54 | 33,63 |
| Dick Bassi | G | 1947 | 35,36 |
| Sanjay Beach | WR | 1993 | 83,86 |
| Terry Beasley | WR | 1972-73 | 83,88 |
| Rex Berry | HB | 1951-56 | 83,23 |
| Brian Bollinger | G | 1992-94 | 71,77 |
| Hardy Brown | LB | 1951-56 | 73,33 |
| Gail Bruce | E | 1948-52 | 54,88 |
| Scott Bull | QB | 1976-78 | 15,19 |
| Ken Bungranda | T | 1980 | 63,72 |
| Don Burke | FB-G | 1950-54 | 73,38,68,32,66 |
| Mike Caldwell | WR | 1996 | 17,81 |
| Tony Calvelli | C | 1947 | 21,31 |
| Don Campora | T | 1950,52 | 41,76 |
| Al Carapella | T | 1951-55 | 45,75 |
| Jim Cason | HB | 1948-52,54 | 93,43 |
| Sam Cathcart | HB | 1949-50,52 | 83,28 |
| John Choma | G/C | 1983 | 78,60 |
| Mark Cochran | T | 1987 | 76,66 |
| Ray Collins | T | 1950,52 | 43,72 |
| Darren Comeaux | LB | 1987 | 56,59 |
| Clyde Conner | E | 1956-63 | 86,88 |
| Ted Connolly | G | 1954,56-62 | 65,64 |
| Bill Cooper | FB | 1961-64 | 34,35 |
| Earl Cooper | FB-TE | 1980-85 | 49,89 |
| Tom Cousineau | LB | 1986-87 | 57,59 |
| Randy Cross | G-C | 1976-88 | 62,51 |
| Chris Dalman | G-C | 1993-00 | 50,67 |
| Clem Daniels | RB | 1968 | 33,34 |
| Floyd Dean | LB | 1963-64 | 80,50,57 |
| Marty Damres | QB | 1976 | 16,14 |
| Chris Dressel | TE | 1987,92 | 88,47 |
| Bruce Elia | LB | 1976 | 51,55 |
| Riki Ellison | LB | 1983-89 | 50,69 |
| Art Elston | G | 1946,48 | 21,36 |
| Ray Evans | G | 1949-50 | 38,46 |
| Keith Fahnhorst | T | 1974-87 | 89,71 |
| John Faylor | S | 1987 | 19,47 |
| Nick Fehrer | G | 1951-54 | 37,67 |
| Dave Fiore | T | 1996,98-curr. | 72,74 |
| Ed Forrest | C | 1946-47 | 34,24 |
| Jamal Fountaine | DE | 1996 | 56,52 |
| Johnny Fuller | S | 1968-72 | 30,23 |
| Tony Gladney | WR | 1987 | 17,86 |
| Alan Grant | CB | 1992 | 26,24 |
| Terry Greer | WR | 1987-89 | 29,82,83 |
| Visco Grgich | G | 1946-52 | 47,38,34,64 |
| Charles Haley | DE | 1986-91,98-99 | 94,95 |
| Parker Hall | QB | 1946 | 84,64 |
| Kevin Hardy | DT-G | 1968 | 86,68 |
| Mark Harris | WR | 1996-99 | 19,88 |
| Tim Harris | LB | 1991-92,94,95 | 92,99 |
| Martin Harrison | LB | 1991-93 | 57,56 |
| Ed Henke | DE | 1951-52,55-60 | 47,89,75 |
| Dave Hettema | T | 1967 | 65,62 |
| Stan Hindman | DE | 1966-71,73-74 | 80,74 |
| Paul Hofer | RB | 1976-81 | 36,41 |
| Tom Holmoe | S | 1983-89 | 28,46 |
| Pierce Holt | DE | 1989-92 | 78,98 |
| Israel Iheanyi | DE-ELE | 1996-97 | 59,95 |
| Rick Jennings | WR | 1977 | 33,88 |
| Bill Jessup | E | 1951-52,54-58 | 55,85 |
| Bill Johnson | C | 1948-56 | 23,53 |
| Brent Jones | TE | 1987-97 | 88,84 |
| Larry Jones | WR | 1978 | 21,87 |
| Randy Kirk | LB/LS | 1996-99 | 57, 58 |

| | | | |
|----------------------|-------|---------------|----------|
| Pete Kugler | DT | 1982-83,86-90 | 67,77 |
| Steve Lawson | G | 1976- | 61,65 |
| Bobby Leopold | LB | 1983 | 45,52 |
| Verl Lillywhite | HB | 1948-50 | 71,81 |
| Clay Matthews | E | 1950,53-55 | 48,83 |
| Ned Matthews | HB | 1946 | 73,83 |
| Ed McCaffrey | WR | 1994 | 89,81 |
| Clifton McNeil | WR | 1968-69 | 82,85 |
| Jim Monachino | HB | 1951 | 99,49 |
| Carl Monroe | KB | 1983-87 | 32,83 |
| Blanchard Montgomery | LB | 1983 | 60,38,52 |
| Frank Morze | C | 1957-67 | 53,63 |
| Leo Nomellini | T | 1950-51 | 73,42 |
| Tom Orosz | P | 1984 | 19,3 |
| James Owens | WR | 1980 | 20,89 |
| Limbo Parks | G | 1987 | 66,72 |
| Earle Parsons | HB | 1946-47 | 84,94 |
| Ricky Patton | RB | 1981-82 | 32,42 |
| Bob Penchion | G | 1974 | 68,66 |
| Joe Perry | FB | 1948-60,63 | 86,74,34 |
| Anthony Peterson | LB | 1994-96,98 | 53,50 |
| Jim Plunkett | QB | 1976 | 14,16 |
| Frank Pollack | T-G | 1990-91,94-97 | 72,75 |
| Jim Powers | QB | 1950-53 | 62,15 |
| Daryl Price | DE | 1996-97 | 91,96 |
| Rollin Putzier | NT | 1987 | 64,76 |
| Mike Raines | DT | 1974 | 63,87 |
| Joe Reed | QB | 1952 | 19,13 |
| David Richie | DE-DT | 1998-99 | 94,93 |
| C.R. Roberts | FB | 1959-62 | 28,32 |
| Del Rodgers | RB | 1987-88 | 35,25,46 |
| Pete Schabarum | HB | 1951,53-54 | 88,84 |
| Ben Scotti | DB | 1964 | 28,48 |
| Ed Sharkey | G | 1955-56 | 63,64 |
| Artie Smith | DT | 1994 | 95,99 |
| Frankie Smith | DB | 1996-97 | 27,29 |
| Gordy Solatu | E | 1950-58 | 51,82 |
| Norm Standlee | FB | 1946-52 | 72,32 |
| John Strzykalski | HB | 1946-52 | 91,45 |
| Hampton Tamer | T | 1951 | 46,77 |
| Rupe Thornton | G | 1946 | 35,46 |
| Y.A. Tittle | QB | 1951-60 | 64,14 |
| Bob Tonnell | T | 1952,54-59 | 62,74 |
| Joe Vetrano | HB | 1946 | 82,92 |
| Ted Vincent | DT | 1977 | 66,75 |
| George Visger | DT | 1980 | 63,90 |
| Lowell Wagner | HB | 1949-53,55 | 92,42 |
| Bob White | HB | 1951-52 | 85,25 |
| Jerry Wilkinson | DE | 1980 | 60,66 |
| Billy Wilson | E | 1951-60 | 52,84 |
| Pete Wisnann | C | 1949-52,54 | 63,13 |
| Dick Wütcher | E | 1966 | 34,88 |

ROSTER BY NUMBER, 1946-2000

| | | | |
|------------------|----|--------------|--|
| #1 | | | |
| Noland Smith | RB | 1969 | |
| Gary Anderson | K | 1997 | |
| #2 | | | |
| Ralf Mojsiejenko | P | 1991 | |
| Eddie Howard | P | 1998 | |
| #3 | | | |
| Jim Miller | P | 1980-82 | |
| Tom Orosz (19) | P | 1983 | |
| Tommy Thompson | P | 1995-97 | |
| Rick Mirer | QB | 2000-Current | |
| #4 | | | |
| Max Runager | P | 1984-88 | |
| Joe Prokop | P | 1991 | |



| | | |
|--------------|---|--------------|
| Doug Brien | K | 1994-95 |
| Reggie Roby | P | 1998 |
| Chad Stanley | P | 1999-Current |

#5

| | | |
|----------------|----|--------------|
| Jeff Brockhaus | K | 1987 |
| Jeff Garcia | QB | 1999-Current |

#6

| | | |
|----------------|------|---------|
| Don Burke | FB-G | 1950-54 |
| Matt Cavanaugh | QB | 1983-85 |
| Mike Cofer | K | 1988-93 |
| Cary Conklin | QB | 1995 |

#7

| | | |
|---------------|----|---------|
| Guy Benjamin | QB | 1981-83 |
| Mark Stevens | QB | 1987 |
| Todd Santos | QB | 1988 |
| Tony Zendejas | K | 1995 |
| Wade Richey | K | 1998-00 |

#8

| | | |
|-------------|----|---------|
| Steve Young | QB | 1987-99 |
|-------------|----|---------|

#9

| | | |
|--------------|----|---------|
| Jeff Kemp | QB | 1986 |
| Jim Asmus | P | 1987 |
| Barry Helton | P | 1988-90 |

#10

| | | |
|------------------|----|---------|
| George Mira | QB | 1964-68 |
| Dennis Morrison | QB | 1974 |
| Steve Mike-Meyer | K | 1975-76 |
| Mike Connell | P | 1978 |
| Matt Bahr | K | 1981 |
| Ed Blount | QB | 1987 |
| Klaus Wilmsmeyer | P | 1992-94 |
| Pat Barnes | QB | 1999 |

#11

| | | |
|----------------|----|---------|
| Earl Morrall | QB | 1956 |
| Bob Waters | QB | 1960-64 |
| Steve Spurrier | QB | 1967-75 |
| Dan Melville | P | 1979 |
| Bob Gagliano | QB | 1986-87 |
| Jeff Brohm | QB | 1995-97 |
| Ty Detmer | QB | 1998 |

#12

| | | |
|--------------|----|---------|
| Hal Ledyard | QB | 1953 |
| Maury Duncan | QB | 1954-55 |
| John Brodie | QB | 1957-73 |

#13

| | | |
|-----------------------|----|--------------|
| Frank Albert (63) | QB | 1952 |
| Joe Reed (19) | QB | 1972 |
| Tom Wittum | P | 1973-77 |
| Steve Bono | QB | 1989-93 |
| Gino Torretta | QB | 1995 |
| Mike Caldwell (17,81) | WR | 1996 |
| Tim Rattay | QB | 2000-Current |

#14

| | | |
|-------------------|----|---------|
| Y.A. Tittle (64) | QB | 1952-60 |
| Sam Etcheverry | QB | 1963 |
| Dennis Patera | K | 1968 |
| Tom Owen | QB | 1974-75 |
| Jim Plunkett (16) | QB | 1976 |
| Marty Domres | QB | 1976 |
| Ray Wersching | K | 1977-87 |
| Bill Musgrave | QB | 1991-94 |
| Jeff Wilkins | K | 1995-96 |
| Jim Druckenmiller | QB | 1997-98 |

#15

| | | |
|-----------------|----|---------|
| Jim Powers (62) | HB | 1952-53 |
| Lamar McHan | QB | 1963 |
| Jon Kilgore | P | 1969 |
| Jim McCann | P | 1971-72 |
| Bryan Clark | QB | 1982-83 |
| Mike Moroski | QB | 1986 |
| John Paye | QB | 1988 |
| Roell Preston | KR | 1999 |

#16

| | | |
|-------------------|----|---------|
| Arnie Galiffa | QB | 1954 |
| Norman Snead | QB | 1974-75 |
| Jim Plunkett (14) | QB | 1976-77 |
| Joe Montana | QB | 1979-92 |

#17

| | | |
|------------------------|----|---------|
| Billy Kilmer | QB | 1961-66 |
| Momcilo Gavric | K | 1969 |
| John Isenbarger | RB | 1970-73 |
| Joe Reed (13) | QB | 1973-74 |
| Steve DeBerg | QB | 1977-80 |
| Tony Gladney (86) | WR | 1987 |
| Mike Caldwell (13, 81) | WR | 1996 |
| Kevin Lee | WR | 1996 |

#18

| | | |
|-----------------|----|---------|
| Gene Washington | WR | 1969-77 |
| Elvis Grbac | QB | 1993-95 |
| Steve Stenstrom | QB | 1999 |

#19

| | | |
|-------------------|----|--------------|
| Joe Reed (13) | QB | 1973-74 |
| Scott Bull | QB | 1976-78 |
| Gary Huff | QB | 1980 |
| Tom Orosz (3) | P | 1984 |
| John Faylor (47) | S | 1987 |
| Terrance Warren | WR | 1995 |
| Mark Harris (88) | WR | 1996 |
| Giovanni Carmazzi | QB | 2000-Current |

#20

| | | |
|------------------|----|--------------|
| Bill Stüs | DB | 1957-58 |
| Charley Britt | DB | 1964 |
| George Donnelly | DB | 1965-67 |
| Tony Harris | WR | 1971 |
| Mike Holmes | DB | 1974-75 |
| James Owens (89) | WR | 1979 |
| Terry Anderson | WR | 1980 |
| Amos Lawrence | RB | 1981-82 |
| Tory Nixon | CB | 1985-88 |
| Sheldon Canley | RB | 1991-92 |
| Derek Loville | RB | 1994-95 |
| Garrison Hearst | RB | 1997-Current |

#21

| | | |
|--------------------|----|----------|
| Art Elston (36) | C | 1946, 48 |
| Tony Calvelli (31) | C | 1947 |
| Larry Jones (87) | WR | 1978 |
| Eric Wright | CB | 1981-90 |
| Troy Kyles | WR | 1992 |
| Deion Sanders | CB | 1994 |
| Randy Baldwin | RB | 1995 |
| R.W. McQuarters | CB | 1998-99 |

#22

| | | |
|-------------------|------|---------|
| Gerry Conlee | C | 1946-47 |
| Joel Williams | C | 1948 |
| Pete Wismann (52) | C/LB | 1949-51 |
| Joe Arenas (82) | HB | 1952-57 |
| Gary Lewis | FB | 1964-69 |
| Vic Washington | RB | 1971-73 |
| Bob Hayes | WR | 1975 |
| Eddie Lewis | CB | 1976-79 |



| | | |
|-------------------|----|--------------|
| Dwight Hicks | S | 1979-85 |
| Ray Brown | RB | 1987 |
| Tim McKyer | CB | 1986-89 |
| Todd Bowles | S | 1991 |
| Amp Lee | RB | 1992-93 |
| Tyronne Drakeford | DB | 1994-97 |
| Tony Blevins | FS | 1998 |
| Terry Jackson | RB | 1999-Current |

#23

| | | |
|--------------------|----|--------------|
| Bill Remington | C | 1946 |
| George C. Smith | C | 1947 |
| Bill Johnson (53) | C | 1948 |
| Rex Berry (83) | HB | 1952-56 |
| Ray Norton | HB | 1960-61 |
| Wayne Swinford | DB | 1965-67 |
| Johnny Fuller (30) | S | 1970-72 |
| Bruce Rhodes | DB | 1975 |
| Bruce Threadgill | S | 1978 |
| Herb Williams | CB | 1980 |
| Tony Chery | RB | 1986-87 |
| Spencer Tillman | HB | 1989-91 |
| Marquez Pope | CB | 1995-98 |
| Pierson Pringle | DB | 1999-Current |

#24

| | | |
|------------------|----|---------|
| Ed Forrest (34) | C | 1946-47 |
| John Schiechl | C | 1947 |
| Howie Livingston | HB | 1950 |
| Tino Sabuco | C | 1949 |
| J.R. Boone | HB | 1952 |
| Bill Tidwell | HB | 1954 |
| J.D. Smith | HB | 1956-64 |
| Wayne Trimble | DB | 1967 |
| Jimmy Thomas | RB | 1969-73 |
| Delvin Williams | RB | 1974-77 |
| Chuck Crist | DB | 1978 |
| Eric Johnson | S | 1979 |
| Rick Gervais | S | 1981-83 |
| Derrick Harmon | RB | 1984-86 |
| Harry Sydney | FB | 1987-91 |
| Alan Grant (26) | CB | 1992 |
| Jamal Willis | RB | 1995 |
| Monty Montgomery | CB | 1999-00 |

#25

| | | |
|----------------------|----|---------|
| John Baldwin | C | 1947 |
| George Smith | C | 1947 |
| Tony Sabuco | C | 1949 |
| Roosevelt Taylor | S | 1969-73 |
| Bob White (85) | HB | 1952 |
| Johnny Williams | HB | 1954 |
| Dave Baker | HB | 1959-61 |
| Roosevelt Taylor | S | 1969 |
| Wonder Monds | S | 1978 |
| Jeff Moore | RB | 1982-83 |
| Doug DuBose | RB | 1987-88 |
| Del Rodgers (35, 46) | RB | 1987 |
| Brett Maxie | S | 1997 |
| Eric Davis | CB | 1990-95 |
| Charlie Garner | RB | 1999-00 |

#26

| | | |
|---------------|----|---------|
| Dick Handley | C | 1947 |
| Tony Teresa | HB | 1958 |
| Gene Mitcham | HB | 1958 |
| Lenny Lyles | HB | 1959 |
| Kay McFarland | HB | 1962-68 |
| Tim Anderson | S | 1975 |
| Stan Black | DB | 1977 |
| Bob Jury | S | 1978 |
| Ray Rhodes | CB | 1980 |
| Wendell Tyler | RB | 1983-86 |
| John Butler | S | 1987 |

| | | |
|------------------|----|---------|
| Darryl Pollard | CB | 1987-91 |
| Alan Grant (24) | CB | 1992 |
| Michael McGruder | CB | 1992-93 |
| Brian O'Neal | RB | 1995 |
| Rod Woodson | CB | 1997 |
| Anthony Parker | CB | 1999-00 |

#27

| | | |
|--------------------|----|--------------|
| Bob Myers | FB | 1952 |
| Ken Bahnsen | FB | 1953 |
| Carroll Hardy | HB | 1955 |
| R.C. Owens | HB | 1957 |
| Alvin Randolph | DB | 1966 |
| Dennis Bragonier | DB | 1974 |
| Nate Allen | CB | 1975 |
| Tony Dundy | DB | 1979 |
| Carlton Williamson | S | 1981 |
| Mike Richardson | CB | 1989 |
| Mark Lee | CB | 1991 |
| Adam Walker | RB | 1992 |
| James Williams | CB | 1996 |
| Frankie Smith (29) | CB | 1996-97 |
| Craig Newsome | CB | 1999 |
| Paul Smith | RB | 2000-Current |

#28

| | | |
|-----------------------|----|--------------|
| Sam Cathcart (83, 86) | HB | 1952 |
| Howie Williams | HB | 1963 |
| Ben Scotti (48) | DB | 1964 |
| Jim Strong | RB | 1970 |
| David Watkins | RB | 1973 |
| Mike Burns | DB | 1977 |
| Charles Cornelius | DB | 1979-80 |
| Lynn Thomas | DB | 1981-82 |
| Tom Holmoe (46) | S | 1983-85 |
| Joe Cribbs | RB | 1986-87 |
| Bruce Plummer | CB | 1990 |
| Dana Hall | S | 1992-94 |
| Curtis Buckley | S | 1996-98 |
| John Keith | S | 2000-Current |

#29

| | | |
|----------------------|----|--------------|
| Bill Atkins | HB | 1958-59 |
| Dale Messer | HB | 1961-65 |
| Bob Daugherty | HB | 1966-67 |
| David Atkins | HB | 1975 |
| John Bristor | S | 1979 |
| Gerard Williams | DB | 1979-80 |
| Al Latimer | CB | 1980 |
| Saladin Martin | DB | 1981 |
| Mario Clark | CB | 1984 |
| Don Griffin | CB | 1986-93 |
| Terry Greer (82, 83) | WR | 1987 |
| Anthony Lynn | RB | 1995-96 |
| Frankie Smith (27) | CB | 1996-97 |
| Mark McMillian | CB | 1999 |
| Ahmed Plummer | CB | 2000-Current |

#30

| | | |
|--------------------|----|--------------|
| Bernie Casey | E | 1961-66 |
| Johnny Fuller (23) | S | 1969 |
| Bruce Gossett | K | 1970-74 |
| Dave Williams | RB | 1977 |
| Tim Gray | DB | 1979 |
| Bill Ring | RB | 1981-86 |
| Jo Nathan Shelley | CB | 1987 |
| Keith Henderson | FB | 1989-92 |
| Mike Salmon | DB | 1996-97 |
| Lance Schulters | SS | 1998-Current |

#31

| | | |
|--------------------|---|---------|
| Tony Calvelli (21) | C | 1947 |
| Don Clark | G | 1948-49 |
| Charles Shaw | G | 1950 |



| | | |
|----------------|----|--------------|
| Earl Carr | RB | 1978 |
| Walt Easley | FB | 1981-82 |
| Derrick Martin | LB | 1987 |
| Chet Brooks | DB | 1988-90 |
| Thane Gash | S | 1992 |
| Steve Israel | CB | 1995-96 |
| Zack Bronson | S | 1997-Current |

#32

| | | |
|--------------------|-------|---------|
| Garlin Gregory | G | 1946-47 |
| James Cox | G | 1948 |
| Don Burke | FB-G | 1950-54 |
| Bob Dawns | G | 1951 |
| Norm Standlee (72) | FB | 1952 |
| Frank Cassara | FB | 1954 |
| Lem Harkey | HB | 1955 |
| Gene Babb | FB | 1957-58 |
| C.R. Roberts | FB | 1959-62 |
| Lloyd Winston | FB | 1962-63 |
| Rudy Johnson | HB | 1964-65 |
| Mel Phillips | DB | 1966-76 |
| O.J. Simpson | RB | 1978-79 |
| Scott Perry | S | 1980 |
| Ricky Patton (42) | RB | 1981-82 |
| Carl Monroe | RB/KR | 1983-87 |
| Terrence Flagler | RB | 1987-89 |
| Ricky Watters | RB | 1991-94 |
| Ricky Ervins | RB | 1995 |
| Chuck Levy | RB/KR | 1996-98 |
| Travis Jervey | RB | 1999-00 |

#33

| | | |
|---------------------|----|---------|
| Bruno Banducci (63) | G | 1946-51 |
| Hardy Brown | LB | 1951-56 |
| Clancy Osborne | LB | 1959-60 |
| Jim Vollenweider | FB | 1962-63 |
| Clem Daniels (34) | RB | 1968 |
| Bill Wondolowski | WR | 1969 |
| Randy Jackson | RB | 1973 |
| John Saunders | DB | 1974-75 |
| Rick Jennings | WR | 1977 |
| Greg Boykin | FB | 1978 |
| Ricky Churchman | S | 1980-81 |
| Roger Craig | RB | 1983-90 |
| Derrick Dodge | S | 1994-96 |
| Lawrence Phillips | RB | 1999 |
| Jason Moore | S | 2000 |

#34

| | | |
|---------------------------|----|------------|
| Ed Forrest (24) | C | 1946-47 |
| Visco Grgich (38, 47, 64) | G | 1948-51 |
| Joe Perry (74) | FB | 1952-60.63 |
| Bill Cooper (35) | FB | 1961 |
| Dick Witcher (88) | E | 1966 |
| Clem Daniels (33) | RB | 1968 |

#35

| | | |
|--------------------------|----|------------|
| Rupe Thornton (46) | G | 1946 |
| Dick Bassi (36) | G | 1947 |
| John Henry Johnson | HB | 1954-56 |
| Larry Barnes | FB | 1957 |
| J.W. Lockett | FB | 1961 |
| Don Mellhenny | HB | 1961 |
| Bob Gaiters | HB | 1962-63 |
| Bill Cooper (34) | FB | 1963-64 |
| Austin "Goose" Gonsoufin | DB | 1967 |
| Larry Schreiber | RB | 1971-75 |
| Elliott Walker | RB | 1978 |
| Lenvil Elliott | RB | 1979-81 |
| Del Rodgers (25, 46) | RB | 1987-88 |
| Dexter Carter | RB | 1990-94,95 |
| Ramos McDonald | CB | 1999 |

#36

| | | |
|--------------------|------|--------------|
| Dick Bassi (35) | G | 1946 |
| Art Elston (21) | C | 1947 |
| Paul Evansen | G | 1948 |
| John Morton | LB | 1953 |
| Harry Bud Laughlin | FB | 1955 |
| Paul Goad | FB | 1956 |
| Tommy Davis | K | 1959-69 |
| Paul Hofer (41) | RB | 1976-81 |
| Darryl Pollard | CB | 1987 |
| Merton Hanks | CB-S | 1991-98 |
| Jason Webster | CB | 2000-Current |

#37

| | | |
|--------------------|------|---------|
| Chuck Pavlich | G | 1946 |
| Riley Matheson | G-LB | 1948 |
| Dick "Homer" Hobbs | G | 1949-50 |
| Nick Feher | G | 1951-54 |
| Jimmy Johnson | HB | 1961-76 |

#38

| | | |
|------------------------------|------|--------------|
| Visco Grgich (34,47,64) | G | 1947 |
| Charles Kenny | G | 1947 |
| Walt McCormick | C | 1948 |
| Ray Evans (46) | G | 1949-50 |
| Don Burke (66,68,73) | FB-G | 1950-54 |
| Ben Aldridge | HB | 1952 |
| Mike Lind | FB | 1963-64 |
| Jim Jackson | HB | 1966-67 |
| Mike Simpson | DB | 1970-72 |
| Bob Ferrell | RB | 1976-80 |
| Johnny Davis | FB | 1981 |
| Blanchard Montgomery (52,60) | LB | 1983 |
| Greg Cox | S | 1988,90-91 |
| Damien Russell | S | 1993 |
| Darnell Walker | CB | 1997-99 |
| Ronnie Heard | S | 2000-Current |

#39

| | | |
|------------------|----|---------|
| Dave Sparks | G | 1951 |
| Hugh McElhenny | HB | 1952-60 |
| Kermit Alexander | HB | 1963-69 |

#40

| | | |
|-----------------|----|--------------|
| John Carpenter | T | 1949 |
| Harley Dow | G | 1950 |
| George Maderas | HB | 1977-78 |
| Bob Holladay | HB | 1956-57 |
| Julian Spence | HB | 1957 |
| Abe Woodson | FB | 1958-64 |
| Ken Willard | FB | 1965-73 |
| Wilbur Jackson | RB | 1974-79 |
| Arrington Jones | FB | 1981 |
| Vince Williams | FB | 1982-83 |
| Mike Wells | TE | 1987 |
| Johnnie Jackson | S | 1989-92 |
| William Floyd | FB | 1994-97 |
| Fred Beasley | FB | 1998-Current |

#41

| | | |
|---------------------|----|---------|
| John Woudenberg | T | 1946-49 |
| Don Campora (76) | T | 1950 |
| Paul Hofer (36) | RB | 1976 |
| Mike Baldassin (52) | LB | 1977-78 |
| Carl Kcever | LB | 1987 |
| Steve Bartolo | RB | 1988 |
| David Whitmore | S | 1991-92 |
| Terry Hoage | S | 1993 |
| Toi Cook | DB | 1994 |
| Terry Kirby | RB | 1996-98 |



#42

| | | |
|--------------------|------|------------|
| Bob Bryant | T | 1946-49 |
| Leo Nomellini (73) | T | 1950-51 |
| Lowell Wagner (92) | HB | 1952-53,55 |
| Searcy Miles | HB | 1954-56 |
| Ernie Smith | HB | 1955-56 |
| Jim Ridlon | HB | 1957-62 |
| Don Libson | HB | 1963-64 |
| Doug Cunningham | HB | 1967-73 |
| Anthony Leonard | KR | 1976-78 |
| Ricky Odum | DB | 1978 |
| Ricky Patton (32) | RB | 1980 |
| Ronnie Lott | CB/S | 1981-90 |

#43

| | | |
|------------------|----|--------------|
| Ray Collins (72) | T | 1950-51 |
| Jim Cason (93) | HB | 1952, '54 |
| Tom McCormick | HB | 1956 |
| Jim Pace | HB | 1958 |
| Dave Kopay | HB | 1964-67 |
| Gene Moore | RB | 1969 |
| Windlan Hall | S | 1972-75 |
| John Sullivan | S | 1987 |
| Dana McLemore | KR | 1982-87 |
| Dave Waymer | DB | 1990-91 |
| Marc Logan | RB | 1992-94 |
| Darryl Hall | S | 1995 |
| Antonio Langham | CB | 1998 |
| Wasswa Serwanga | CB | 1999 |
| Jonas Lewis | RB | 2000-Current |

#44

| | | |
|---------------------|-------|------------|
| Pete Schabarum (88) | HB | 1953-54 |
| Joe Val Walker | HB | 1957 |
| Eddie Dove | HB | 1959-62 |
| John David Crow | HB-TE | 1965-68 |
| Bruce Taylor | CB | 1970-77 |
| Charles Johnson | CB | 1979-80 |
| Richard Blackmore | CB | 1983 |
| Tom Rathman | FB | 1986-93 |
| Tommy Vardell | FB | 1996, 1999 |
| Marc Edwards | FB | 1997-98 |

#45

| | | |
|-----------------------|-----|---------|
| John Mellus | T | 1946 |
| Odis Crowell | T | 1947 |
| Fred Land | T-G | 1948 |
| Chuck Quilter | T | 1949 |
| Al Carapella (75) | T | 1951-55 |
| John Strzykalski (91) | HB | 1952 |
| Fred Bruney | HB | 1953,56 |
| Elbert Kimbrough | DB | 1962-66 |
| Bill Tucker | RB | 1967-70 |
| Manfred Moore | RB | 1974-75 |
| Mike Hogan | FB | 1979 |
| Newton Williams | RB | 1982 |
| Bobby Leopold (52) | LB | 1983 |
| Matt Courtney | S | 1987 |
| Kevin Lewis | DB | 1990-92 |
| Adrian Hardy | CB | 1993-94 |
| Michael Williams | CB | 1995 |
| Tyrone Legette | CB | 1998 |

#46

| | | |
|--------------------|----|---------|
| John Kuzman | T | 1946 |
| Rupe Thornton (35) | G | 1947 |
| Harold Puddy | T | 1948 |
| Roman Bentz | T | 1948 |
| Charles Elliott | RB | 1948 |
| Ray Evans (38) | G | 1949 |
| Clay Matthews (83) | E | 1950 |
| Hampton Tanner | T | 1951 |
| Chip Myers | E | 1967 |
| Danny Abramowicz | WR | 1973-74 |

| | | |
|----------------------|----|---------|
| Melvin Morgan | DB | 1979-80 |
| Tim Washington | CB | 1982 |
| Tom Holmoe (28) | S | 1986-89 |
| Del Rodgers (25, 35) | RB | 1987 |
| Tim McDonald | S | 1993-99 |

#47

| | | |
|---------------------------|------|---------|
| Visco Grgich (34, 38, 64) | G | 1947 |
| Bob Mike | T | 1948-49 |
| Ed Henke (75,89) | DE | 1951 |
| Dick Moegle | HB | 1955 |
| Hugo Hollas | DB | 1974 |
| Kermit Johnson | RB | 1975-76 |
| Al Matthews | S-CB | 1977 |
| Jerry Aldridge | HB | 1980 |
| Don Woods | RB | 1980 |
| Tim Collier | CB | 1982-84 |
| Andre Hardy | FB | 1987 |
| John Faylor (19) | S | 1987 |
| Chris Dressel (88) | TE | 1987 |

#48

| | | |
|-----------------|------|---------|
| Alf Satterfield | T | 1947 |
| Floyd Collier | T | 1948 |
| Joe Morgan | T | 1949 |
| Bill Mixon | HB | 1953-54 |
| Ben Scotti (28) | DB | 1964 |
| John Woit | DB | 1968-69 |
| Sammy Johnson | RB | 1974-76 |
| Phil Francis | RB | 1979-80 |
| Ken McAlister | LB-S | 1983 |
| Mike Varajon | FB | 1987 |
| Tim Jordan | TE | 1995 |

#49

| | | |
|--------------------|-------|---------|
| Jim Monachino (99) | HB | 1953 |
| Bob Luna | HB | 1955 |
| Dwight Lee | RB | 1968 |
| Ralph McGill | CB | 1972-76 |
| Vern Roberson | DB | 1978 |
| Earl Cooper (89) | FB-TE | 1980-82 |
| Jeff Fuller | S-LB | 1984-89 |
| Adrian Cooper | TE | 1996 |

#50

| | | |
|--------------------|-----|---------|
| Leo Rucka | C | 1956 |
| Stan Sheriff | LB | 1956-57 |
| Jerry Tubbs | LB | 1958-59 |
| Floyd Dean (57,82) | LB | 1964 |
| Ed Beard | LB | 1965-72 |
| Caesar Belser | LB | 1974 |
| Dave Washington | LB | 1975-76 |
| Joe Harris | LB | 1978 |
| Ron Shuman | LB | 1979 |
| Dave Morton | LB | 1979 |
| Thomas Henderson | LB | 1980 |
| Terry Tautolo | LB | 1980-81 |
| Jim Looney | LB | 1981 |
| Ed Judie | LB | 1982-83 |
| Riki Ellison (69) | LB | 1983-89 |
| LeRoy Etienne | LB | 1990 |
| Reggie McKenzie | LB | 1992 |
| Chris Dalman (67) | G-C | 1993 |
| Gary Plummer | LB | 1994-97 |
| Anthony Peterson | LB | 1998-99 |
| Artie Ulmer | LB | 2000 |

#51

| | | |
|-------------------|-----|---------|
| Bob Titchenal | E | 1946 |
| Dick Horne | E | 1947 |
| Gordy Soltau (82) | E | 1950-51 |
| Carter Campbell | LB | 1970 |
| Bruce Elia (55) | LB | 1976 |
| Randy Cross (62) | G-C | 1971-78 |
| Ken Norton Jr. | LB | 1994-00 |



#52

| | | |
|------------------------------|----|-----------------|
| Hal Shoener | E | 1948-50 |
| Billy Wilson (84) | E | 1951-60 |
| Pete Wismann (22) | C | 1952-54 |
| George Morris | C | 1956 |
| Karl Rubke | C | 1957-60,1983-84 |
| Skip Vanderbunt | LB | 1968-77 |
| Mike Baldassin | LB | 1977 |
| Jeff McIntyre | LB | 1979 |
| Bobby Leopold (45) | LB | 1980-83 |
| Blanchard Montgomery (38,60) | LB | 1984 |
| John Hill | C | 1985 |
| George Cooper | LB | 1987 |
| Larry Kelm | LB | 1993 |
| Jamal Fountaine (56) | DE | 1995 |
| Jim Schwantz | LB | 1997 |
| Randy Neal | LB | 1998 |
| Joe Zelenka | LS | 1999 |
| Edward Thomas | LB | 2000 |

#53

| | | |
|-------------------|----|--------------|
| Alyn Beals | E | 1946-51 |
| Bill Johnson (23) | C | 1952-56 |
| Frank Morze (63) | C | 1957-61 |
| Mike Dowdle | LB | 1963-65 |
| Tommy Hart | DE | 1968-77 |
| Dean Moore | LB | 1978 |
| Thomas Seabron | LB | 1979-80 |
| Milt McColl | LB | 1981-87 |
| Bill Romanowski | LB | 1988-93 |
| Anthony Peterson | LB | 1994-95 |
| James Williams | LB | 1997-98 |
| Jeff Ulbrich | LB | 2000-Current |

#54

| | | |
|-----------------|----|---------------|
| Gail Bruce (88) | E | 1948-51 |
| Joe Manley | LB | 1953 |
| Ed Beatty | C | 1955-56 |
| Marv Matuszak | LB | 1957-58 |
| Bob Harrison | LB | 1956-61,65-67 |
| Ed Pine | LB | 1962-64 |
| Harold Hays | LB | 1968-69 |
| Marty Huff | LB | 1972 |
| Tom Hull | LB | 1979 |
| Bill Reid | C | 1975 |
| Ed Bradley | LB | 1977-78 |
| Bob Martin | LB | 1979 |
| Craig Puki | LB | 1980-81 |
| Ron Ferrari | LB | 1982 |
| Ron Hadley | LB | 1987-88 |
| Matt Millen | LB | 1989 |
| Mitch Donohue | LB | 1991-92 |
| Lee Woodall | LB | 1994-99 |

#55

| | | |
|------------------|----|---------|
| Hank Norberg | E | 1946-47 |
| Paul Salata | E | 1949-50 |
| Bill Jessup (85) | E | 1951 |
| Matt Hazeltine | LB | 1955-68 |
| Greg Collins | LB | 1975 |
| Bruce Elia (51) | LB | 1977-78 |
| Scott Hilton | LB | 1979-80 |
| Bob Horn | LB | 1982-83 |
| Jim Fahnhorst | LB | 1984-90 |
| John Johnson | LB | 1991-93 |
| Kevin Mitchell | LB | 1994-97 |
| Winfred Tubbs | LB | 1998-00 |

#56

| | | |
|-----------------|---|---------|
| Bill Fisk | E | 1946-47 |
| Clarence Howell | E | 1948 |
| Pete Brown | C | 1953-54 |
| Joe Cerne | C | 1965-67 |

| | | |
|----------------------|----|---------|
| Bob Hoskins | DT | 1970-75 |
| Fred Quillan | C | 1978-87 |
| James Johnson | LB | 1987 |
| Darren Comeaux (59) | LB | 1987 |
| Steve Hendrickson | LB | 1989 |
| Martin Harrison (57) | LB | 1991-93 |
| Jamal Fountaine (52) | DE | 1995 |
| Chris Doleman | DE | 1996-98 |
| Joe Wesley | LB | 1999-00 |

#57

| | | |
|--------------------|-------|---------|
| Ed Balatti | E | 1946-48 |
| Paul Carr | LB | 1955-58 |
| Dennit Morris | LB | 1958 |
| Bill Lopasky | G | 1961 |
| Floyd Dean (50,82) | LB | 1964 |
| Frank Nunley | LB | 1967-76 |
| Dan Bunz | LB | 1978-84 |
| Jim Kovach | LB | 1985 |
| Tom Cousineau (59) | LB | 1986-87 |
| Kevin Dean | LB | 1987 |
| Sam Kennedy | LB | 1988 |
| Martin Harrison | LB | 1990 |
| Brett Faryniarz | LB | 1993 |
| Rickey Jackson | DE-LB | 1994-95 |
| Randy Kirk (58) | LB-LS | 1996-98 |
| Chris Draft | LB | 1999 |
| Jason Kyle | LB | 2000 |

#58

| | | |
|-----------------|-------|---------|
| Nick Susoeff | E | 1946-49 |
| Jack Nix | E | 1950 |
| Walt Yowarsky | C | 1958 |
| Jack Chapple | LB | 1965 |
| Walter Johnson | DE | 1967 |
| Jim Sniadecki | LB | 1969-73 |
| Billy McKoy | LB | 1974 |
| Howard Studham | LB | 1977 |
| Marc Nichols | LB | 1978 |
| Gordy Ceresino | LB | 1979 |
| Keena Turner | LB | 1980-90 |
| Todd Kelly | DE | 1993-94 |
| Randy Kirk (57) | LB/LS | 1999 |

#59

| | | |
|---------------------|--------|---------|
| Norm Maloney | E | 1948-49 |
| Alex Loyd | E | 1950 |
| Fritz Greenlee | LB | 1969 |
| Willie Harper | LB | 1973-83 |
| Gary Moten | LB | 1983 |
| Fulton Kuykendall | LB | 1985 |
| Keith Browner | LB | 1987 |
| Darren Comeaux (56) | LB | 1987 |
| Tom Cousineau (57) | LB | 1987 |
| Keith DeLong | LB | 1989-93 |
| Israel Ifeanyi (95) | DE-ELE | 1995 |
| Steve Gordon (64) | C | 1997 |
| Reggie Givens | LB | 1998-99 |

#60

| | | |
|------------------------------|-----|---------|
| Roland Lakes | DT | 1961-70 |
| Bill Sandifer | DT | 1974-76 |
| Steve Knutson | G-T | 1978 |
| Kenny Times | DT | 1980 |
| Mel Land | DE | 1980 |
| Mike Calhoun | DT | 1980 |
| Jerry Wilkinson (66) | DE | 1980 |
| John Choma (78) | G-C | 1981-82 |
| Blanchard Montgomery (38,52) | LB | 1983 |

| | | |
|--------------|---|--------------|
| Vince Stroth | T | 1985 |
| Chuck Thomas | C | 1987-92 |
| Joe Rudolph | G | 1997 |
| Ben Lynch | C | 1999-Current |



#61

| | | |
|--------------|-----|---------|
| Charlie Hunt | LB | 1973 |
| Steve Lawson | G | 1976 |
| Andy Maurer | G | 1976 |
| Dan Audick | T-G | 1981-82 |
| Jesse Sapolu | C-G | 1983-97 |
| Joe Drake | NT | 1987 |

#62

| | | |
|-------------------|-----|--------------|
| Jesse Freitas | QB | 1946 |
| Jim Powers (15) | HB | 1950-51 |
| Bob Toneff (74) | T | 1952 |
| Art Michalik | G | 1953-54 |
| Mike Magac | G | 1960-64 |
| Dave Hettema (65) | T | 1967 |
| Randy Cross (51) | G-C | 1976 |
| Walt Downing | C-G | 1978-83 |
| Guy McIntyre | G | 1984-93 |
| Jeremy Newberry | C | 1998-Current |

#63

| | | |
|---------------------|-----|--------------|
| Frank Albert | QB | 1946-52 |
| Bruno Banducci (33) | G | 1952-54 |
| Ed Sharkey | G | 1955 |
| Monte Clark | T | 1959-61 |
| Frank Morze (53) | C | 1964 |
| Jim Wilson | G | 1965-66 |
| Don Parker | G | 1967 |
| Edgar Hardy | G | 1973 |
| Mike Raines | DT | 1974 |
| Dick Enderle | G | 1976 |
| Rocky Rasley | G | 1976 |
| George Visger | DT | 1980 |
| Eric Scoggins | LB | 1982 |
| Terry Beeson | LB | 1982 |
| Gary Moten | LB | 1983 |
| Jim Leonard | CB | 1985 |
| Tracy Franz | G | 1987 |
| Ricky Siglar | G-T | 1990 |
| Derrick Deese | G | 1992-Current |

#64

| | | |
|-------------------------|----|---------|
| Parker Hall (84) | QB | 1946 |
| Bev Wallace | QB | 1947-49 |
| Y.A. Tittle (14) | QB | 1951 |
| Visco Grgich (34,38,47) | G | 1952 |
| Doug Hogland | G | 1953-55 |
| Ed Sharkey (63) | G | 1955-56 |
| Ted Connolly (65) | G | 1956-62 |
| Dave Wilcox | LB | 1964-74 |
| Dale Mitchell | LB | 1976 |
| Kyle Davis | C | 1978 |
| Ken Bungranda (72) | T | 1980 |
| Jack Reynolds | LB | 1981-84 |
| Michael Durrette | G | 1986-87 |
| Rollin Puttizer (76) | NT | 1989 |
| Jim Burt | NT | 1989-91 |
| Dean Caliguire | C | 1991 |
| Ralph Tamm | G | 1992-94 |
| Steve Gordon (59) | C | 1998 |

#65

| | | |
|-------------------|-----|---------|
| Ted Connolly (64) | G | 1954 |
| Eldred Kraemer | G | 1955 |
| Tony Sardisco | G | 1956 |
| Charlie Sieminski | T | 1963-65 |
| Dave Hettema (62) | T | 1967 |
| Randy Beisler | G-T | 1969-74 |
| Steve Lawson | G | 1976 |
| Ernie Hughes | G | 1978-80 |
| Lawrence Pillers | DE | 1980-84 |
| Doug Rogers | DE | 1986 |
| Kevin Reach | G | 1987 |

| | | |
|-----------------|---|--------------|
| Jeff Bregel | G | 1987-89 |
| Harry Boatswain | T | 1992-94 |
| Ray Brown | G | 1996-Current |

#66

| | | |
|----------------------|-------|--------------|
| Don Burke (38,68,73) | FB/LB | 1952-54 |
| John Wittenborn | G | 1958-60 |
| Carlton Kammerer | LB | 1961-62 |
| Roy Williams | T | 1963-64 |
| Elmer Collett | G | 1967-72 |
| Bob Penchion | T | 1974-75 |
| Johnny Miller | G | 1977 |
| Ted Vincent (75) | DT | 1979 |
| Bob Nelson | LB | 1979 |
| Jerry Wilkinson | DE | 1980 |
| Allan Kennedy | T | 1981-84 |
| Limbo Parks (72) | G | 1987 |
| Mark Cochran (76) | T | 1987 |
| Terry Tausch | G | 1989 |
| David Wilkins | LB | 1992 |
| Bart Oates | C | 1994-95 |
| Kevin Gogan | G | 1997-98 |
| Tyrone Hopson | G | 1999-Current |

#67

| | | |
|-------------------|-----|-----------------|
| Nick Feher | G | 1951-54 |
| Walter Rock | T | 1963-67 |
| John Watson | T | 1971-76 |
| Ron Singleton | T | 1977-80 |
| Jim Nicholson | T | 1981 |
| Pete Kugler (77) | DT | 1982-83,1986-90 |
| John Macauley | OL | 1984 |
| Billy Shields | T | 1984 |
| Roy Foster | G | 1991-93 |
| Chris Dalman (50) | G-C | 1994-00 |

#68

| | | |
|----------------------|-------|---------|
| Dave Sparks | G | 1951 |
| Don Burke (38,66,73) | FB/LB | 1952 |
| Bob Momsen | G | 1952 |
| Lou Palatella | G | 1955-58 |
| John Sutro | T | 1962 |
| Howard Mudd | G | 1964-69 |
| Kevin Hardy (86) | DT-G | 1970 |
| Jeff Hart | G | 1955 |
| Mark Nordquist | G | 1976 |
| John Ayers | G | 1976-86 |
| Tim Long | C | 1987 |
| Dave Cullity | T | 1989 |

#69

| | | |
|-------------------|-----|------------|
| Jerry Smith | G | 1952-53 |
| Bob Hantla | G | 1954-55 |
| Woody Peoples | G | 1968-77 |
| Riki Ellison (50) | LB | 1983 |
| Bruce Collie | T-G | 1985-89,92 |
| Bob Standifler | NT | 1987 |
| Tom Nelville | G | 1991 |
| Rod Milstead | G | 1994-97 |
| Phil Ostrowski | G | 1998-00 |

#70

| | | |
|-----------------|----|---------|
| Tom Dahms | T | 1957 |
| Charles Krueger | DT | 1959-73 |

#71

| | | |
|----------------------|----|---------|
| Zigmond Zamlynsky | HB | 1946 |
| Ed Robnett | HB | 1947 |
| Verl Lillywhite (81) | HB | 1948-50 |
| Keith Fahnhorst (89) | T | 1974-87 |
| Brian Bollinger (77) | G | 1992-94 |
| Charles Mann | DE | 1994 |
| Daryl Price (91,96) | DE | 1996 |
| Albert Reese | DT | 1997 |



| | | |
|-----------------|----|--------------|
| Chris Ruhman | T | 1998 |
| Jeff Buckley | T | 1999 |
| Cedric Killings | DT | 2000-Current |

#72

| | | |
|--------------------|------|---------|
| Norm Standlee (32) | FB | 1946-51 |
| Ray Collins (43) | T | 1952 |
| Bill Herchman | T | 1956-59 |
| Leon Donohue | T | 1962-64 |
| Charlie Johnson | DT | 1966-67 |
| Bill Belk | DE | 1968-74 |
| Cleveland Elum | DT | 1975-78 |
| Rueben Vaughan | DT | 1979 |
| Ken Bungarada (64) | T | 1980 |
| Jeff Stover | DE | 1982-88 |
| Limbo Parks (66) | G | 1987 |
| Frank Pollack (75) | T-G | 1990-91 |
| Mark Thomas | DE | 1992-94 |
| Oliver Barnett | DE | 1995 |
| Dave Fiore (74) | T/TE | 1996 |
| Jamie Brown | T | 1998 |

#73

| | | |
|----------------------|-------|---------|
| Dick Renfro | FB | 1946 |
| Ned Matthews (83) | HB | 1946 |
| Don Burke (38,66,68) | FB/LB | 1950 |
| Hardy Brown | LB | 1951-56 |
| Leo Nomellini (42) | T | 1952-63 |
| Dave McCormick | T | 1966 |
| Lance Olssen | T | 1968-69 |

#74

| | | |
|-------------------|----|--------------|
| Ken Roskie | FB | 1946 |
| Leonard Masini | FB | 1947-48 |
| Joe Perry | FB | 1948-51 |
| Bob Toneyff (62) | T | 1954-59 |
| Henry Schmidt | T | 1959-60 |
| Lou Cordileone | G | 1961 |
| Clark Miller | DE | 1962-68 |
| Earl Edwards | DT | 1969-72 |
| Stan Hindman (80) | DE | 1974 |
| Jimmy Webb | DT | 1975-80 |
| Fred Dean | DE | 1981-85 |
| Steve Wallace | T | 1986-96 |
| Dave Fiore (72) | T | 1998-Current |

#75

| | | |
|--------------------|-----|------------|
| Bishop Strickland | FB | 1951 |
| Al Carapella (45) | T | 1953-55 |
| Ed Henke (47,89) | DE | 1956-60 |
| John Mellekus | C | 1962 |
| Clyde Brock | T | 1963 |
| Jim Norton | T | 1965-66 |
| Forest Blue | C | 1968-74 |
| Ed Galigher | DT | 1977-79 |
| Ted Vincent (66) | DT | 1979-80 |
| John Harty | DT | 1981-83-86 |
| Kevin Fagan | DE | 1987-93 |
| Frank Pollack (72) | T-G | 1994-96 |
| Matt Keneley | DT | 1999 |

#76

| | | |
|---------------------|----|---------|
| Don Campora (41) | T | 1952 |
| Marion Campbell | T | 1954-55 |
| John Gonzaga | T | 1956 |
| Len Rohde | T | 1960-74 |
| Bill Cooke | DE | 1976 |
| Willie McCray | DE | 1978 |
| Dwaine Board | DE | 1979-88 |
| Mark Cochran (66) | T | 1987 |
| Rollin Putzier (64) | NT | 1989 |
| Fred Smerlas | NT | 1990 |
| Jacob Green | DE | 1992 |
| Jason Childs | T | 1993 |

| | | |
|-----------------------|-----|-----------|
| Kirk Scrafford | G-T | 1995-98 |
| Dwayne Ledford | G-T | 1999-2000 |
| Nate Hobgood-Chittick | DT | 2000 |

#77

| | | |
|-----------------------|-----|--------------|
| Hampton Tanner | T | 1951 |
| Hal Miller | T | 1953 |
| Sid Youngelman | T | 1955 |
| Bruce Bosley | C-G | 1956-68 |
| Jean Barrett | T | 1973-80 |
| Pete Kugler (67) | DT | 1981 |
| William (Bubba) Paris | T | 1982-90 |
| Greg Liler | DE | 1987 |
| James Parish | T | 1993 |
| Karl Wilson | DL | 1993 |
| Oliver Barnett | DE | 1995 |
| Tim Hanshaw | G | 1995-98 |
| Matt Willig | T | 2000-Current |

#78

| | | |
|------------------|-----|--------------|
| Bob Cross | T | 1956-57 |
| John Thomas | G | 1958-67 |
| Sam Silas | DE | 1969-70 |
| Rolf Krueger | DT | 1972-74 |
| Wayne Baker | DT | 1975 |
| Archie Reese | DE | 1978-81 |
| Lindsey Mason | T | 1982 |
| Daryle Skaugstad | DT | 1983 |
| Chris Lindstrom | DT | 1983 |
| John Choma (60) | G/C | 1983 |
| Manu Tuasosopo | DT | 1984-86 |
| Gary Hoffman | T | 1987 |
| Pierce Holt (98) | DE | 1989-92 |
| Michael Brandon | DE | 1995-96 |
| Shane Bonham | DT | 1998-99 |
| Scott Gragg | T | 2000-Current |

#79

| | | |
|-------------------|----|---------|
| Bob St. Clair | T | 1953-64 |
| Casimir Bandaszek | T | 1967-77 |
| Al Cowlings | DE | 1979 |
| Jim Stuckey | DE | 1980-85 |
| Glen Collins | DE | 1987 |
| Harris Barton | T | 1987-98 |
| Dan Dercher | T | 1999-00 |

#80

| | | |
|-------------------|----|--------------|
| Jackson Brumfield | E | 1954 |
| Charles Smith | E | 1956 |
| Jerry Mertens | HB | 1958-65 |
| Stan Hindman (74) | DE | 1966-71, '73 |
| Mike Bettiga | WR | 1973 |
| Steve Rivera | WR | 1976 |
| Terry LeCount | WR | 1978 |
| Eason Ransom | TE | 1979-83 |
| Jerry Rice | WR | 1985-00 |

#81

| | | |
|------------------------|----|--------------|
| Len Eshmont | HB | 1946-49 |
| Dan Sandifer | DB | 1950 |
| Fred Gehrke | HB | 1950 |
| Verl Lillywhite (71) | HB | 1951 |
| Dave Parks | E | 1964-67 |
| Leo Johnson | WR | 1969-70 |
| Ed Beverly | WR | 1973 |
| Willie McGee | E | 1976 |
| Ken MacAfee | TE | 1978-79 |
| Matt Bouza | WR | 1981 |
| Russ Francis | TE | 1982-87 |
| Wes Chandler | WR | 1988 |
| Jamie Williams | TE | 1989-93 |
| Ed McCaffrey | WR | 1994 |
| Mike Caldwell (13, 17) | WR | 1995 |
| Terrell Owens | WR | 1996-Current |



#82

| | | |
|---------------------|-------|---------|
| Pete Franceschi | HB | 1946 |
| Joe Vetrano | HB | 1946-49 |
| Emil Sitko | HB | 1950 |
| Joe Arenas (22) | HB | 1951 |
| Gordy Soltau (82) | E | 1952-58 |
| Jerry Wilson | LB | 1960 |
| Floyd Dean (50,57) | LB | 1963 |
| Bob Poole | TE | 1964-65 |
| Clifton McNeil | WR | 1968 |
| Ted Kwiatk | TE | 1969-74 |
| Len Garrett | TE | 1975 |
| Lon Boyett | TE | 1978 |
| Bob Bruer | TE | 1979-80 |
| Lewis Gilbert | TE | 1980 |
| Brian Peets | TE | 1981 |
| Tony Cline | DE | 1976 |
| Terry Greer (29,83) | WR | 1987 |
| John Taylor | WR | 1986-95 |
| Irv Smith | TE | 1998 |
| Shonn Bell | TE | 1999 |
| Kevin Williams | WR/KR | 2000 |

#83

| | | |
|-----------------------|----|--------------|
| Ken Casanega | HB | 1946,1948 |
| Ned Matthews (73) | HB | 1947 |
| Sam Cathcart (86, 28) | HB | 1949-50 |
| Rex Berry (23) | HB | 1951 |
| Pat O'Donahue | E | 1953 |
| Clay Matthews (46) | E | 1953-55 |
| Gordon Kelly | LB | 1960-61 |
| Sonny Randle | E | 1967 |
| Terry Beasley (88) | WR | 1972-73 |
| Kenny Harrison | WR | 1976-78 |
| Renaldo Nehemiah | WR | 1982-84 |
| Derrick Crawford | WR | 1986 |
| Carl Monroe (32) | HB | 1983-87 |
| Terry Greer (29,82) | WR | 1988-89 |
| Ronald Lewis | WR | 1990-92 |
| Sanjay Beach (86) | WR | 1993 |
| J.J. Stokes | WR | 1995-Current |

#84

| | | |
|--------------------|----|-----------------|
| Parker Hall (64) | QB | 1946 |
| Earle Parsons (94) | HB | 1946-47 |
| Billy Wilson (52) | E | 1951-60 |
| Gary Knafelc | E | 1963 |
| Vern Burke | E | 1965 |
| Dave Olerich | E | 1967-68,1972-73 |
| Tom Mitchell | TE | 1974-77 |
| Elmo Boyd | WR | 1978 |
| Mike Shumann | WR | 1978-79,1981 |
| Darius Durham | WR | 1983 |
| Al Dixon | TE | 1984 |
| Ken Margerum | WR | 1986-87 |
| Thomas Henley | WR | 1987 |
| Brent Jones (88) | TE | 1988-97 |
| Tony Cline | TE | 1999 |
| Terrence Dupree | TE | 2000 |

#85

| | | |
|---------------------|----|-----------------|
| Eddie Carr | HB | 1947-49 |
| Bob White (25) | HB | 1951 |
| Bill Jessup (55) | E | 1951-52,1954-58 |
| Al Endriss | E | 1952 |
| Monty Stickles | TE | 1960-67 |
| Clifton McNeil (82) | WR | 1968-69 |
| Preston Riley | WR | 1970-72 |
| Robert West | WR | 1974 |
| Bill Larson | TE | 1975 |
| Paul Seal | TE | 1977-79 |
| Jimmy Robinson | WR | 1980 |
| Michael Wilson | WR | 1981-90 |

| | | |
|--------------|----|--------------|
| Trot Kyles | WR | 1992 |
| John Brandes | TE | 1993 |
| Ted Popson | TE | 1994-95 |
| Greg Clark | TE | 1997-Current |

#86

| | | |
|-----------------------|-------|--------------|
| Sam Cathcart (28, 83) | HB | 1949-50 |
| Jackson Brumfield | E | 1954 |
| Tom Stolhandske | E | 1955 |
| Clyde Conner (88) | E | 1956-63 |
| Dan Colchico | DE | 1960-64,1967 |
| Steve Smith | TE | 1966-67 |
| Kevin Hardy (68) | DT-G | 1968-69 |
| Cedrick Hardman | DE | 1970-79 |
| Charlie Young | TE | 1980-82 |
| John Frank | TE | 1984-88 |
| Tony Gladney | WR | 1987 |
| Mike Barber | WR | 1989 |
| Sanjay Beach (83) | WR | 1991 |
| Odessa Turner | WR | 1992-93 |
| Brett Carolan | TE | 1994-95 |
| Sean Manuel | TE | 1996 |
| Chad Fann | WR | 1997-99 |
| Brian Jennings | LS/TE | 2000-Current |

#87

| | | |
|------------------|----|-----------------|
| Charles Powell | E | 1952-53,1955-57 |
| Fred Dugan | E | 1958-59 |
| Dee Mackey | TE | 1960 |
| Dan LaRose | DE | 1965 |
| Tom Holzer | DE | 1967 |
| Mike Raines (63) | DT | 1974 |
| Jim Lash | WR | 1976 |
| Rick DeSimone | TE | 1978 |
| Larry Jones (21) | WR | 1978 |
| Jack Steptoe | WR | 1978 |
| Dwight Clark | WR | 1979-87 |

#88

| | | |
|---------------------|----|--------------|
| Forrest Hall | HB | 1948 |
| Don Garlin | HB | 1949-50 |
| Pete Schabarum (43) | HB | 1951 |
| Gail Bruce (54) | E | 1952 |
| Harry Babcock | E | 1953-55 |
| Clyde Conner (86) | E | 1956-63 |
| Dick Witcher (34) | E | 1963-73 |
| Terry Beasley (83) | WR | 1974 |
| Rick Jennings (33) | WR | 1977 |
| Freddie Solomon | WR | 1978-85 |
| Chris Dressel (47) | TE | 1992 |
| Brent Jones (84) | TE | 1987 |
| Calvin Nicholas | WR | 1988 |
| Mike Sherrard | WR | 1989-92 |
| Nate Singleton | WR | 1993-95 |
| Mark Harris (19) | WR | 1997-99 |
| Justin Swift | TE | 2000-Current |

#89

| | | |
|----------------------|-------|--------------|
| Ed Henke (47,75) | DE | 1952 |
| Bob Van Doren | E | 1953 |
| Floyd Sagely | E | 1954-56 |
| Ted Vaught | E | 1955 |
| Aaron Thomas | E | 1961 |
| Kent Kramer | TE | 1966 |
| Bob Windsor | TE | 1967-71 |
| Keith Fahnhorst (71) | T | 1974-87 |
| Jim Obradovich | TE | 1976 |
| James Owens (20) | WR | 1980 |
| Earl Cooper (49) | FB-TE | 1983-85 |
| Wesley Walls | TE | 1989-93 |
| Ron Heller | TE | 1987-88 |
| Chris Thomas | WR | 1995 |
| Iheanyi Uwaezuoke | WR | 1996-98 |
| Tai Streets | WR | 1999-Current |



#90

| | | |
|--------------------|----|--------------|
| Jim Krahl | DT | 1980 |
| George Visger (63) | DT | 1980 |
| Mike Clark | DE | 1982 |
| Todd Shell | LB | 1984-87 |
| Mark Korff | LB | 1987 |
| Darin Jordan | LB | 1991-94 |
| Junior Bryant | DE | 1995-Current |

#91

| | | |
|-----------------------|-------|--------------|
| John Strzykalski (45) | HB | 1946-51 |
| Larry Roberts | DE | 1986-92 |
| Rhett Hall | DT | 1994 |
| Alfred Williams | DE | 1995 |
| Daryl Price (72, 96) | DE | 1996-97 |
| Kevin Greene | DE/LB | 1997 |
| Chike Okefor | DE | 1999-Current |

#92

| | | |
|--------------------|-------|---------------------|
| Joe Vetrano (82) | HB | 1946 |
| Paul Crowe | HB | 1948 |
| Lowell Wagner (42) | HB | 1949-51 |
| Scott Garnett | NT | 1985 |
| Reno Patterson | DE | 1987 |
| Kevin Lilly | NT | 1988-89 |
| Tim Harris | LB | 1991-92, 1994, 1995 |
| Troy Wilson | LB-DE | 1993-94 |
| Mike Flores | DE | 1995 |
| Roy Barker | DE | 1996-1998 |
| Reggie McGrew | DT | 1999-Current |

#93

| | | |
|-------------------|----|---------|
| Don Durdan | HB | 1946 |
| Jim Cason (43) | HB | 1948-51 |
| Clyde Glover | DE | 1987 |
| Garin Veris | DE | 1992 |
| Greg Joelson | DE | 1991 |
| Matt LaBounty | DE | 1992-93 |
| David Richie (94) | DE | 1999 |
| John Milem | DE | 2000 |

#94

| | | |
|----------------|----|------|
| Earl Parsons | HB | 1946 |
| Wally Yonamine | HB | 1947 |
| Bob Sullivan | HB | 1948 |
| Royal Cathcart | HB | 1950 |

| | | |
|--------------------|----|---------------|
| Howie Livingston | HB | 1950 |
| Louie Kelcher | NT | 1984 |
| Charles Haley (95) | LB | 1992-94, 1999 |
| Dana Stubblefield | DT | 1993-97 |
| David Richie (93) | DT | 1998 |
| Anthony Pleasant | DE | 2000 |

#95

| | | |
|---------------------|--------|--------------|
| Michael Carter | NT | 1984-92 |
| Artie Smith | DL | 1993-94 |
| Richard Dent | DE | 1994 |
| Israel Ifeanyi (59) | DE-ELE | 1996 |
| Marvin Washington | DE | 1997, 1999 |
| Charles Haley (94) | DE | 1999 |
| John Engelberger | DE | 2000-Current |

#96

| | | |
|----------------------|----|---------|
| Dennis Harrison | DE | 1986 |
| Elston Ridge | DE | 1987 |
| Daniel Stubbs | DE | 1988-89 |
| Dennis Brown | DE | 1990-96 |
| Daryl Price (71, 91) | DE | 1997 |
| Jeff Posey | DE | 1998-00 |

#97

| | | |
|----------------|----|--------------|
| Gary Johnson | DT | 1984-85 |
| Doug Mikolas | NT | 1987-88 |
| Ted Washington | NT | 1991-93 |
| Bryant Young | DT | 1994-Current |

#98

| | | |
|------------------|-------|---------------|
| Greg Boyd | DE | 1985 |
| Jerry Keeble | LB | 1987 |
| Pierce Holt (78) | DE | 1988 |
| Antonio Goss | LB | 1989, 1991-95 |
| Gabe Wilkins | DE/DT | 1998-99 |
| Julian Peterson | LB | 2000-Current |

#99

| | | |
|--------------------|----|------------|
| Jim Monachino (49) | HB | 1951 |
| Michael Walter | LB | 1984-93 |
| Greg Wilks | LB | 1987 |
| Artie Smith (95) | DT | 1994 |
| Tim Harris | LB | 1994, 1995 |
| David Benefield | LB | 1996 |
| Brentson Buckner | DT | 1998-00 |

YOUNG CONTRIBUTIONS

(2000 Season)

- * With an average age of 24.3, the 49ers tied (Detroit) for the youngest starting secondary in the NFL.
- * San Francisco had the most rookie starters on defense (5) than any other NFL team. Arizona, Buffalo, Chicago, Kansas City and Minnesota were next with two each.
- * Rookies accounted for 26.8% of the 49ers tackles this season. Add the second-year players and that number jumped to 31.3%.
- * Rookies accounted for 13 of the team's 37 sacks on the season (35.1%). Add second year players and the number jumped to 41.8%.
- * Rookies accounted for 30.7% of the team's interceptions.



49ERS' AAFC DRAFTS (1946-49)

1947

(December 20-21, 1946)

- DAVIS, GLENN**
HB, 5-11, 170, Army
- LEFORCE, CLYDE**
WB, 5-11, 176, Tulsa (6)
- WIESE, BOB**
HB, 6-3, 198, Michigan (14)
- DUKE, PAUL**
C, 6-1, 210, Georgia Tech (22)
- SAMUEL, DON**
HB, 5-11, 190, Oregon St. (30)
- SATTERFIELD, ALF**
T, 6-3, 225, Vanderbilt (38)
- ZILLY, JOHN**
E, 6-2, 212, Notre Dame (46)
- KNIGHT, GENE (RED)**
HB, 6-0, 190, LSU (54)
- MALMBERG, CHARLIE**
T, 6-2, 204, Rice (62)
- LEONETTI, BOB**
G, 6-0, 230, Wake Forest (70)
- BOYLES, FRANK**
QB, 6-0, 194, Georgia Tech (78)
- TYREE, JIM**
E, 6-3, 204, Oklahoma (86)
- ROBNETT, ED**
FB, 5-8, 205, Texas Tech (94)
- SLATER, WALTER**
HB, 5-11, 187, Tennessee (102)
- WHEELER, EARL**
C, 6-2, 209, Arkansas (110)
- PROCTOR, LES**
G, 6-1, 222, Texas (118)
- DEROGATIS, AL**
T, 6-4, 239, Duke (126)
- TULLOS, EARL**
T, 6-3, 227, LSU (132)
- MEEKS, BRYANT**
C, 6-2, 193, So. Carolina (138)
- ROYSTON, ED**
G, 6-1, 220, Wake Forest (144)
- BUMGARDNER, MAX**
E, 6-2, 190, Texas (150)

1948

(December 16, 1947)

- SCOTT, JOE**
HB, 6-1, 198, San Francisco (5)
- CASON, JIM**
HB, 6-0, 171, LSU (15)
- MCCORMICK, WALT**
C, 6-1, 215, USC (23)
- LAND, FRED**
T, 6-1, 220, LSU (32)
- O'REILLY, PHIL**
T, 6-2, 220, Purdue (38)
- LUONGO, BILL**
FB, 6-0, 200, Pennsylvania (50)
- STECKROTH, BOB**
E, 5-11, 197, William & Mary (62)
- MALINOWSKI, GENE**
T, 6-1, 210, Detroit (70)
- MODZELSKI, LEN**
T, 6-0, 225, Scranton (78)
- RIDEOUT, LES**
T, 5-10 1/2, 200, Bowling Green (86)
- OLSONOSKI, LARRY**
T, 6-2, 214, Purdue (94)
- MATULICH, WALLY**
HB, 6-0, 187, Mississippi St. (102)
- RAVENSBERG, BOB**
HB, 6-0, 190, Indiana (110)
- PRITULA, BILL**
T, 5-11, 189, Michigan (118)
- FITZGERALD, ART**
HB, 5-10, 175, Yale (126)
- BARBOLAK, PETE**
T, 6-3, 235, Purdue (134)
- LOEPFLE, DICK**
T, 6-2, 230, Wisconsin (142)
- HECK, BOB**
E, 6-3, 207, Purdue (150)
- LANHORNE, FLOYD**
G, 6-1, 203, Texas Tech (158)
- BRYANT, GOBLE**
T, 6-0, 200, Army (166)
- TALARICO, BILL**
FB, 6-0, 210, Pennsylvania (174)
- MARSHALL, EVERETT**
T, 6-2, 212, Pennsylvania (182)
- MOSS, PERRY**
HB, 5-10, 170, Illinois (190)
- BELL, BILL**
QB, 5-10, 175, Muhlenberg (198)
- SIEGERT, HERB**
G, 6-3, 216, Illinois (206)
- WILLIAMS, FRANK**
FB, 6-0, 212, Utah State (214)

1949

(Secret Draft)
(July 8, 1948)

- STAUTNER, ERNIE**
T, 6-1, 230, Boston College
- WINKLER, JIM**
T, 6-2, 250, Texas A&M

1949

(December 21, 1948)
(Drafted Alternately 9-10)

- FRITZ, CHESTER**
T, 6-0, 210, Missouri (7)
- LOVUOLO, FRANK**
E, 6-2, 210, St. Bonaventure (20)
- DE NOIA, MIKE**
QB, 6-0, 195, Scranton (28)
- BRODNAX, GEORGE**
E, 6-1, 202, Georgia Tech (36)
- HAMBERGER, JOHN**
T, 6-1, 220, SMU (44)
- STIEGMAN, DAN**
C, 6-1, 195, No. Carolina (52)
- REID, BERNIE**
G, 6-1, 190, Georgia (60)
- WENDT, FRED**
HB, 6-0, 185, Texas-El Paso (68)
- FLOWERS, DICK**
T, 6-0, 210, Alabama (76)
- LUND, BOB**
HB, 5-10, 180, Tennessee (84)
- BAKER, JON**
G, 6-2, 214, California (92)
- RINEHART, JIM**
QB, 5-11, 175, Arkansas (100)
- GARLIN, DON**
HB, 5-11, 188, USC (108)
- WISMANN, PETE**
C, 6-0, 218, St. Louis (116)
- HOBBS, HOMER**
G, 5-11, 210, Georgia (124)
- SCHOULTZ, PAUL**
HB, 5-9, 173, Miami (O) (171)
- KELLY, JACK**
T, 6-1, 234, Louisiana Tech (176)
- FLANAKIN, JASPER**
E, 6-3, 200, Baylor (181)
- SMITH, RUDY**
T, 6-2, 223, Louisiana Tech (186)
- LONG, GORDON**
HB, 5-10, 176, Arkansas (191)



49ERS' ALL-TIME NFL DRAFT

1950

(January 21-22, 1950)
(Drafted Alternately 9-10)

- NOMELLINI, LEO**
T, 6-3, 260, Minnesota
- CAMPORA, DON**
T, 6-3, 270, Pacific
- COLLINS, RAY**
T, 6-0, 230, LSU
- BAILEY, MORRIS**
E, 6-2, 215, Texas Christian
- KANE, HARRY**
C, 6-1, 215, Pacific
- VAN POOL, DON**
E, 6-3, 225, Oklahoma
- BERRY, LINDY**
B, 6-0, 180, Texas Christian
- WILLIAMS, ELLERY**
E, 6-2, 200, Santa Clara
- ZINACH, PETE**
B, 6-0, 190 West Virginia
- CELERI, BOB**
B, 5-10, 175, California
- DOW, HARLEY**
T, 6-2, 220, San Jose State
- BURKE, DON**
B, 6-0, 235, USC
- CECCONI, LOU**
B, 5-8, 171, Pittsburgh
- PAYNE, TOM**
E, 6-2, 200, Santa Clara
- CRAMPSEY, LEO**
E, 6-1, 195, St. Bonaventure
- SHAW, CHARLEY**
G, 6-3, 195, Oklahoma A&M
- VAN METER, CLIFF**
B, 6-1, 198, Tulane
- GENITO, RALPH**
B, 5-11, 180, Kentucky
- KLEIN, FORREST**
G, 6-0, 205, California
- NIX, JACK**
E, 6-2, 205, USC
- ALKER, GUERIN**
C, 6-1, 207, Loyola
- WILSON, BILLY**
E, 6-3, 198, San Jose State
- WILLIAMS, JIM**
E, 6-2, 185, Rice
- WYMAN, BILL**
T, 6-2, 220, Rice
- DUNN, BOB**
G, 6-2, 200, Dayton
- POWERS, JIM**
B, 6-0, 183, USC
- JOHNSON, KEN**
G, 6-3, 200, Pacific
- HALL, CHARLEY**
B, 6-1, 190, Arizona
- WHELAN, BOB**
B, 5-11, 175, Boston U.
- STILLWELL, BOB**
E, 6-0, 200, USC

1951

(January 18-19, 1951)
(Drafted Alternately 2-3)

- TITTLE, Y.A.**
QB, 6-0, 190, LSU
- SCHABARUM, PETE**
HB, 5-11, 185, California

- MIXON, BILL**
HB, 5-11, 197, Georgia
- Choice to Cleveland**
- (A) STEERE, DICK**
T, 6-3, 225, Drake
- (B) CARAPPELLA, AL**
(Choice from Chicago Cardinals)
T, 6-0, 235, Miami (FLA)
- STRICKLAND, BISHOP**
HB, 5-10, 195, USC
- FORBES, DICK**
E, 6-2, 215, St. Ambrose
- ARENAS, JOE**
HB, 5-11, 180, Omaha
- VAN ALSTYNE, BRUCE**
E, 6-3, 205, Stanford
- FEHER, NICK**
G, 6-0, 220, Georgia
- JESSUP, BILL**
E, 6-1, 195, USC
- MONACHINO, JIM**
HB, 5-10, 190, California
- MARVIN, DICK**
E, 6-3, 190, Georgia Tech
- BERRY, REX**
B, 5-11, 180, Brigham Young
- SPARKS, DAVE**
G, 6-1, 228, South Carolina
- WHITE, BOB**
B, 5-11, 174, Stanford
- MICHALIK, ART**
G, 6-2, 225, St. Ambrose
- MURPHY, JIM**
T, 6-3, 240, Xavier
- PHILLIPS, JOHN**
B, 6-0, 178, Mississippi State
- TATE, AL**
T, 5-11, 210, Illinois
- BROWN, HARDY**
B, 6-0, 195, Tulsa
- WINSLOW, DWIGHT**
B, 6-3, 205, Boise J.C.
- BRUNSWALD, WALLY**
HB, 6-0, 170, Gustavus Adolphus
- KINSFORD, TOM**
B, 5-11, 180, Montana
- PETERSON, MIKE**
E, 6-1, 201, Denver
- CARPENTER, KEITH**
T, 6-3, 226, San Jose State
- LUNG, RAY**
G, 5-9, 209, Oregon
- ROHAN, JACK**
HB, 6-0, 185, Loras College
- GARNETT, S.P.**
T, 6-3, 215, Kansas
- FASKE, JERRY**
HB, 5-9, 190, Iowa

1952

(January 17, 1952)
(Drafted Alternately 8-9)

- McELHENNY, HUGH**
HB, 6-1, 198, Washington
- TONEFF, BOB**
T, 6-2, 252, Notre Dame
- (A) SHANNON, GENE**
HB, 5-11, 180, Houston
(Choice from Chicago Cards)
- (B) TIDWELL, BILLY**
HB, 5-9, 178, Texas A&M

- CAMPBELL, MARION**
T, 6-3, 245, Georgia
- O'DONAHUE, PAT**
E, 6-1, 205, Wisconsin
- BEASLEY, JIM**
C, 6-4, 215, Tulsa
- ROBISON, DON**
B, 6-1, 190, California
- SMITH, JERRY**
T, 6-1, 230, Wisconsin
- CHRISTIAN, GLEN**
HB, 5-10, 180, Idaho
- WEST, CARL**
B, 6-2, 214, Mississippi
- KIMMEL, J.D.**
T, 6-4, 245, Army - Houston
- SNYDER, FRED**
E, 6-1, 180, Loyola
- YEAGER, RUDY**
T, 6-3, 210, LSU
- SIMONS, FRANK**
E, 6-3, 195, Nebraska
- NORMAN, HALDO**
E, 6-3, 200, Gustavus Adolphus
- MEYERS, BOB**
B, 6-2, 185, Stanford
- BALDOCK, AL**
E, 6-2, 200, USC
- CAREY, BILL**
E, 6-4, 219, Michigan State
- TALARICO, SAM**
T, 6-0, 207, Indiana
- YATES, JESS**
E, 6-2, 190, LSU
- OFFIELD, GENE**
E, 5-11, 195, Hardin-Simmons
- COZAD, JIM**
T, 6-2, 215, Santa Clara
- GLAZIER, BILL**
E, 6-1, 189, Arizona
- KREUGER, RALPH**
T, 6-3, 225, California
- LAUGHLIN, HENRY**
B, 6-1, 200, Kansas
- KANE, DICK**
G, 6-3, 215, Cincinnati
- SCHAFF, WALDO**
T, 6-3, 210, Oklahoma A&M
- PALUMBO, JOE**
G, 5-10 1/2, 205, Virginia
- MOSHER, CHUCK**
E, 6-3, 200, Colorado
- PATRICK, DICK**
C, 6-2, 215, Oregon

1953

(January 22, 1953)
(Drafted Alternately 9-8-7)

- (A) Bonus Choice: BABCOCK, HARRY**
E, 6-2, 196, Georgia
- (B) STOLHANDSKE, TOM**
E, 6-2, 210, Texas
- MORRIS, GEORGE**
C, 6-3, 235, Georgia Tech
- ST. CLAIR, BOB**
T, 6-7, 250, USF-Tulsa
- FULLERTON, ED**
B, 6-0, 205, Maryland
- MILLER, HAL**
T, 6-4, 240, Georgia Tech



6. Choice to Chicago Bears
7. CARR, PAUL
B. 6-0, 205, Houston
8. HIGHLAND, DOUG
T. 6-3, 225, Oregon State
9. LEDYARD, HAL
QB, 6-01/2, 185,
UT-Chattanooga
10. BROWN, PETE
G. 6-2, 217, Georgia Tech
11. CHARLTON, AL
B. 5-11, 185, Washington
State
12. LEACH, CARSON
G. 5-10, 218, Duke
13. EARLEY, BILL
B. 6-1, 198, Washington
14. FLETCHER, TOM
B. 6-0, 195, St. Mary's -
Arizona State
15. GENTNER, CHARLEY
T. 6-2, 225, Texas
16. DURIG, FRED
B. 6-1, 200, Bowling Green
17. LATHAM, HUGH
T. 6-3, 225, San Diego State
18. WACHOLZ, STAN
E. 6-31/2, 200, San Jose State
19. DuCLOS, KING
E. 6-3, 218, Texas Western
20. HUIZINGA, RAY
T. 6-5, 230, Northwestern
21. BAHNSEN, KEN
B. 5-10, 200, North Texas
State
22. ROBBINS, LAVERNE
G. 5-111/2, 225, Midwestern
23. HUNT, TRAVIS
T. 6-1, 220, Alabama
24. MORGAN, ED
B. 6-1, 195, Tennessee
25. STOCKERT, ERNIE
E. 6-6, 220, UCLA
26. COOPER, HARLEY
B. 6-1, 195, Arizona State
27. McCLEOD, RALPH
E. 6-4, 205, LSU
28. NOVAKOFF, TOM
B. 6-0, 195, Oregon
29. STILLWELL, DON
E. 6-1, 180, USC
30. No pick as result of
BONUS CHOICE

1954

(January 28, 1954)
(Drafted 10th)

1. FALONEY, BERNIE
QB, 6-1, 190, Maryland
2. RUCKA, LEO
G. 6-3, 225, Omaha
3. KORCHECK, STEVE
C. 6-1, 205, George
Washington
4. BOXHOLD, CHARLIE
HB, 5-11, 186, Maryland
5. (A) HANTLA, BOB
(Choice from Pittsburgh)
G. 6-1, 220, Kansas
5. (B) MINCEVICH, FRANK
G. 6-2, 245, South Carolina
6. SAGELY, FLOYD
E. 6-1, 187, Arkansas
7. YOUNGELMAN, SID
T. 6-3, 247, Alabama
8. Choice to Cleveland

9. CONNOLLY, TED
G. 6-3, 230, Santa Clara-Tulsa
10. GOSS, DON
T. 6-5, 260, SMU
11. SKOCKO, JOHN
E. 6-3, 220, USC
12. EASTERWOOD, HAL
C. 6-0, 195, Mississippi State
13. WILLIAMS, MORGAN
G. 6-11/2, 195, Texas Christian
14. WILLIAMS, SAM
HB, 6-1, 190, California
15. (A) GOSSAGE, EDWARD
(Choice from Green Bay)
T. 6-3, 200, Georgia Tech.
15. (B) PALUMBO, SAM
G. 6-2, 220, Notre Dame
16. FIVEASH, BOBBY
HB, 5-11, 185, Florida State
17. KAUTZ, KARL
T. 6-2, 245, Texas Tech
18. KAY, MORRIS
E. 6-2, 204, Kansas
19. EDMISTON, BOB
T. 6-2, 255, Temple -
Michigan State
20. DIPIETRO, FRANK
B. 6-1, 197, Georgia
21. ALSUP, HOWARD
T. 6-4, 230, Middle Tennessee
State
22. REYNOLDS, RALPH
B. 6-0, 186, North Texas State
23. FENSTEMAKER, LEROY
QB, 6-2, 205, Rice
24. DANIELS, JERRY
T. 6-1, 230, Tennessee Tech
25. PLATT, JOHN
FB, 6-2, 215, Elon - Kentucky
26. BELLO, PETE
C. 6-0, 205, Pasadena City
College
27. BAKER, ED
G. 6-11/2, 225, Omaha
28. GARBRECHT, BOB
FB, 6-1, 205, Rice
29. DUNN, TED
B. 6-1, 200, Murray State -
Washington (Missouri)
30. FOLKS, DON
E. 6-2, 210, Houston

1955

(January 27-28, 1955)
(Drafted Alternately 8-9)

1. MOEGLE, DICK
HB, 6-0, 180, Rice
2. MORZE, FRANK
T. 6-4, 245, Boston College
3. HARDY, CARROLL
HB, 6-0, 185, Colorado
4. HAZELTINE, MATT
C. 6-2, 201, California
5. KRAEMER, ELDRED
T. 6-3, 235, Pittsburgh
6. LUNA, BOBBY
HB, 5-11, 183, Alabama
7. DEAN, JOHN
QB, 6-1, 195, VPI
- +8. MEYERS, FRED
QB, 6-2, 205, Oklahoma
- +9. PREZIOSO, FRED
T. 6-2, 245, Purdue
10. ASHBACHER, RON
E. 6-3, 220, Oregon State

11. RATELLA, RUDY
E. 6-31/2, 215, Omaha
- +12. PALATELLA, LOU
T. 6-2, 230, Pittsburgh
13. GASKELL, RICHIE
E. 6-2, 195, George Washington
14. McKEITHAN, NICK
HB, 6-1, 195, Duke
15. HESS, BURDETTE
G. 6-0, 220, Idaho
16. HALL, JIM
E. 6-2, 195, Auburn
17. NEWTON, BOB
G. 6-2, 220, San Diego State
18. PHEISTER, RON
E. 6-2, 210, Oregon
19. GARZOLI, JOHN
T. 6-7, 265, California
20. DYER, GLEN
QB, 6-5, 200, Texas
21. MADEROS, GEORGE
E. 6-1, 195, Chico State
22. VANN, PETE
QB, 6-1, 189, Army
- +23. GUNNARI, TOM
T. 6-2, 220, Washington State
24. HEASTON, BOB
G. 6-2, 222, Cal Poly - SLO
25. WADE, DEWEY
E. 6-1, 225, Kansas State
26. KERR, JOHNNY
E. 6-0, 170, Purdue
- +27. SHOCKEY, DICK
QB, 6-3, 210, Marquette
28. SANDERS, DON
HB, 6-0, 185, Stanford
- +29. KNIEDINGER, OTTO
T. 6-2, 230, Penn State
- +30. GONGOLA, BOB
QB, 6-3, 180, Illinois

1956

(Nov. 29, 1955/Jan. 19, 1956)
(Drafted Alternately 1-2)

1. MORRALL, EARL
QB, 6-1, 190, Michigan State
2. BOSLEY, BRUCE
T. 6-2, 240, West Virginia
3. HERCHMAN, BILL
T. 6-2, 249, Texas Tech
4. PAJACZKOWSKI, FRANK
HB, 6-0, 187, Richmond
5. Choice to Los Angeles
6. SARDISCO, TONY
G-LB, 6-2, 210, Tulane
- +7. BARNES, LARRY
FB, 6-1, 215, Colorado A&M
8. SMITH, CHARLES
E. 6-2, 200, Abilene Christian
9. COX, JIM
E. 6-3, 190, Cal Poly - SLO
10. ZALESKI, JERRY
HB, 5-10, 195, Colorado A&M
11. PELL, STEWART
T. 6-4, 225, North Carolina
12. SWEDBERG, ROGER
TE, 6-1, 220, Iowa
13. MOODY, RALPH
HB, 6-0, 195, Kansas
- +14. OWENS, R.C.
E. 6-3, 205, College of Idaho
15. (A) HENDERSON, REED
G-T, 6-2, 235, Utah State
15. (B) BOYD, GENE
(Choice from Pittsburgh)
HB, 6-0, 200, Abilene Christian



16. **HERRING, GEORGE**
QB, 6-3, 200, Mississippi Southern
17. **WEIS, RICHARD**
T, 6-1, 230, Mississippi
- +18. **YELVERTON, BILLY**
TE, 6-4, 215, Mississippi
19. **ARRIGONI, PETE**
HB, 6-0, 185, Arizona
20. **SCARBROUGH, BOB**
C-G, 6-1, 210, Auburn
21. **JOYNER, L.C.**
HB-E, 6-1, 185, Contra Costa J.C.
22. **WESSMAN, CLARENCE**
E, 6-3, 235, San Jose State
23. **MONROE, MIKE**
HB, 6-1, 205, Washington
25. **WALLACE, ED**
G, 6-3, 260, San Diego J.C.
25. **GOAD, PAUL**
HB, 6-0, 200, Abilene Christian
26. **LOUDD, ROMMAE**
E, 6-0, 215, UCLA
27. **GUSTAFSON, JERRY**
QB, 6-2, 190, Stanford
- +28. **DREW, JERRY**
FB, 5-10, 195, California
29. **BENSON, DEAN**
E, 6-3, 195, Willamette
- +30. **MITCHELL, BOB**
G-T, 6-0, 204, Puget Sound
18. **GUY, RICHARD**
G, 6-3, 225, Ohio State
19. **BABB, GENE**
FB, 6-2, 210, Austin
20. **DeLOACH, SID**
G, 6-1, 220, Duke
21. **WILCOX, FRED**
HB, 6-1, 185, Tulame
22. **TRIPP, PAUL**
T, 6-3, 240, Idaho State
23. **THOMAS, JOHN**
E, 6-5, 215, Pacific
24. **LADNER, JOHN**
E, 6-2, 205, Wake Forest
25. **MEYER, RAY**
FB, 5-11, 210, Lamar Tech
- +26. **TOPPING, MIKE**
T-G, 6-2, 215, Duke
27. **VICIC, DON**
FB, 6-1, 210, Ohio State
28. **CURTIS, BILL**
HB, 6-3, 180, Texas Christian
29. **HALLBECK, VERN**
L.B., 6-2, 213, Texas Christian
30. **PARKS, GEORGE**
QB, 6-2, 205, Lamar Tech
20. **MERTENS, JERRY**
E, 6-0, 185, Drake
21. **CHRISTIAN, DON**
HB, 6-0, 190, Arkansas
22. **HARTMAN, BRUCE**
T, 6-0, 245, Luther College
23. **FIELDS, LARRY**
HB, 6-0, 200, Utah
- +24. **MACKEY, DEE**
C, 6-5, 227, E. Texas St.
25. **KAUZMAKREK, BILL**
C, 6-0, 225, SW Missouri St.
- +26. **HILL, HILLARD**
E, 6-1, 188, USC
27. **WITUCKI, BOB**
E, 6-3, 225, Notre Dame
28. **WARREN, GARLAND**
C, 6-1, 225, No. Texas St.
29. **HODGES, HERMAN**
HB, 6-2, 210, Sam Houston
- +30. **STAHURA, TED**
T, 6-0, 250, Pittsburg State

1959

(Dec. 2, 1958/Jan. 22, 1959)
(Drafted 6th)

1. (A) **BAKER, DAVE**
HB, 6-0, 190, Oklahoma
1. (B) **JAMES, DAN**
(Choice from Pittsburgh)
C, 6-2, 250, Ohio State
2. **HARRISON, BOB**
L.B., 6-2, 227, Oklahoma
3. **DOVE, EDDIE**
HB, 6-2, 183, Colorado
4. **CLARK, MONTE**
DT, 6-6, 260, USC
5. **GEREMIA, FRANK**
T, 6-3, 245, Notre Dame
6. **BAVARO, WALLY**
T, 6-4, 245, Holy Cross
- +7. (A) **COLCHICO, DAN**
E, 6-4, 225, San Jose State
7. (B) **ROGERS, DON**
(Choice from Chicago Cardinals)
L.B., 6-2, 245, South Carolina
8. **AKIN, LEWIS**
E, 6-4, 210, Vanderbilt
9. **GREEN, ROBERT**
HB, 5-11, 175, Florida
10. **NAGURSKI, BRONKO**
T, 6-2, 225, Notre Dame
11. **HAYS, JACK**
HB, 6-2, 190, Trinity College
12. **KORUTZ, BILL**
C, 6-2, 250, Dayton
13. **LOPASKY, BILL**
G, 6-2, 235, West Virginia
14. **DUKES, MICHAEL**
FB-LB, 6-3, 218, Clemson
15. **BELLAND, JOE**
HB, 5-10, 182, Arizona State
16. **COOK, BOB**
HB, 6-3, 185, Idaho State
17. **JURCZAK, JEROME**
C, 6-2 1/2, 220, St. Benedict's
18. **COWLEY, JACK**
T, 6-2, 210, Trinity College
- +19. **OSBORNE, TOM**
HB, 6-3, 195, Hastings (Nebraska)
- +20. **DEESE, TOBY**
T, 6-2, 222, Georgia Tech
21. **CARR, LUTHER**
HB, 5-10, 185, Washington

1958

(Dec. 2, 1957/Jan. 28, 1958)
(Drafted Alternately 8-9)

- 1957
(November 27, 1956)
(Drafted 2nd)
1. **BRODIE, JOHN**
QB, 6-1, 195, Stanford
2. **WOODSON, ABE**
HB, 5-11, 188, Illinois
3. **Choice to Los Angeles**
4. (A) **RIDLON, JIM**
HB, 6-1, 195, Syracuse
4. (B) **SANDUSKY, MIKE**
(Choice from Chicago Cardinals)
G, 5-11, 228, Maryland
5. **RUBKE, KARL**
C, 6-4, 235, USC
6. (A) **HUNTER, JIM**
HB, 6-0, 195, Missouri
6. (B) **RHODES, BILL**
(Choice from Philadelphia)
HB, 6-0, 200, Western State
- +7. **DUGAN, FRED**
E, 6-3, 195, Dayton
8. **PITTS, ERNIE**
E, 6-2, 190, Denver
- +9. **BRUECKMAN, CHARLES**
C-LB, 6-2, 218, Pittsburgh
- +10. **HURST, JERRY**
T, 6-7, 240, Middle Tennessee
- +11. **DAVIS, TOM**
HB, 6-2, 205, LSU
- +12. **SINGTON, FRED**
T-G, 6-1, 225, Alabama
13. **MACKEY, CHARLES**
E, 6-4, 190, Arizona State
14. **WARZEKA, RON**
T, 6-3, 235, Montana State
- +15. **KAISER, EARL**
HB, 6-0, 190, Houston
16. **KRISTOPAITIS, VIC**
FB, 6-2, 205, Dayton
17. **KUHN, DAVE**
C-LB, 6-1, 220, Kentucky

1. (A) **PACE, JIM**
(Choice from Pittsburgh)
HB, 6-0, 195, Michigan
1. (B) **KRUEGER, CHARLES**
T, 6-4, 230, Texas A&M
- +2. **NEWMAN, BOB**
QB, 6-2, 190, Washington State
3. **HOPPE, BOB**
HB, 6-0, 190, Auburn
4. **VARONE, JOHN**
HB, 5-11, 190, Miami (Fla.)
5. **ATKINS, BILL**
HB, 6-1, 200, Auburn
6. **SCHMIDT, HENRY**
T, 6-4, 245, Trinity College
7. **Choice to Detroit**
8. (A) **MILLS, RON**
HB, 6-1, 180, West Texas State
- +8. (B) **BURTON, LEON**
(Choice from Chicago Cardinals)
HB, 5-9, 170, Arizona State
9. **TROUTMAN, GEORGE**
C, 6-4, 260, Capitol (Ohio)
- +10. **HECKMAN, VEL**
T, 6-0, 230, Florida
- +11. **WHARTON, ROBERT**
T, 6-2, 238, Houston
12. **WILLIAMS, PETE**
T, 6-1, 225, Lehigh
13. (A) **DUKES, HAROLD**
E, 6-2, 225, Michigan State
13. (B) **YORE, JAMES**
(Choice from Pittsburgh)
FB, 6-2, 225, Indiana
14. **FIELDS, MAX**
HB, 5-10, 185, Whittier College
15. **Choice to Detroit**
16. **SHIRKEY, GEORGE**
T, 6-4, 250, Stephen F. Austin
17. **WITTENBORN, JOHN**
T, 6-2, 238, SE Missouri St.
18. **MORRIS, DENNIT**
G-LB, 6-1, 230, Oklahoma
19. **MUSHATT, RANNIE**
G, 6-4, 244, Grambling



22. McQUEEN, BURNIO
E, 6-3, 200, North Carolina A&T
23. DOLLAHAN, BRUCE
T, 6-3, 225, Illinois
24. CHUDY, CRAIG
E, 6-3, 200, UCLA
- +25. GEE, ROY
G, 6-2, 200, Trinity College
26. YOUNG, ED
E, 6-2, 215, Louisville
27. SEMENKO, MEL
T, 6-2, 220, Colorado
28. McCLUSKEY, MIKE
HB, 6-0, 185, Washington
29. BOLTON, JACK
T, 6-3, 235, Puget Sound
30. CARTER, LOWELL
E-LB, 6-3, 230, Denver

1960

(November 30, 1959)

(Drafted Alternately 10-11)

1. STICKLES, MONTY
E, 6-3, 232, Notre Dame
- +2. (A) KAMMERER, CARL
LB, 6-3, 237, Pacific
2. (B) MAGAC, MIKE
(Choice from Washington)
G, 6-2, 225, Missouri
3. BREEDLOVE, ROD
C-LB, 6-2, 215, Maryland
4. NORTON, RAY
HB, 6-2, 184, San Jose State
5. ROHDE, LEN
T, 6-4, 235, Utah State
6. MURCHISON, OLA
E, 6-3, 211, Pacific
7. WATERS, BOB
QB, 6-2, 188, Presbyterian
8. (A) MATHIS, BILL
(Choice from Washington)
HB, 6-1, 200, Clemson
8. (B) FUGLER, MAX
C-LB, 6-2, 224, LSU
9. WADSEN, BOB
C-LB, 6-2, 220, Auburn
10. BRANCH, MEL
E, 6-2, 220, LSU
11. (A) PITTS, ED
(Choice from Pittsburgh)
T, 6-2, 230, South Carolina
- +11. (B) HANSEN, ERNEST
C, 6-4, 250, Arizona State
12. WILLIAMS, JIM
T, 6-1, 255, North Carolina College
- +13. HINSHAW, DEAN
T, 6-6, 240, Idaho State
14. CAMPBELL, GARY
QB, 6-0, 199, Whittier
15. DOWDLE, MIKE
FB-LB, 6-4, 225, Texas
16. HEINEKE, JIM
T, 6-2, 230, Wisconsin
17. GONSOULIN, AUSTIN
HB, 6-3, 205, Baylor
18. ROBINSON, CARL
T, 6-5, 245, South Carolina State
19. PATE, BOBBY
HB, 6-0, 175, Presbyterian
20. WOODWARD, JIM
T, 6-5, 228, Lamar Tech

1961

(Dec. 27-28, 1960)

(Drafted Alternately 9-10)

1. (A) JOHNSON, JIMMY
(Choice from Pittsburgh)
HB, 6-2, 184, UCLA
1. (B) CASEY, BERNIE
FB, 6-4, 215, Bowling Green
1. (C) KILMER, BILL
(Choice from New York via Baltimore)
QB, 6-0, 190, UCLA
2. LAKES, ROLAND
C-T, 6-4, 245, Wichita
3. COOPER, BILL
FB, 6-2, 215, Muskingum
4. (A) THOMAS, AARON
(Choice from Pittsburgh)
E, 6-3, 208, Oregon
4. (B) MESSER, DALE
HB, 5-10, 175, Fresno
5. (A) McCREARY, BOB
T, 6-5, 250, Wake Forest
- +5. (B) MILLER, CLARK
(Choice from Dallas)
T, 6-5, 245, Utah State
- +6. McCLELLAN, MIKE
HB, 6-0, 185, Oklahoma
7. PURDIN, RAY
HB, 6-0, 185, Northwestern
8. PLUMLEY, NEILL
T, 6-6, 240, Oregon State
- +9. (A) DONOHUE, LEON
(Choice from Pittsburgh)
T, 6-4, 245, San Jose State
9. (B) NINO, EVERISTO
T, 6-4, 243, E. Texas State
10. HYNES, PAUL
HB, 6-0, 210, Louisiana Tech
11. PARRILLI, TONY
LB, 6-1, 220, Illinois
- +12. COFFEY, DON
E, 6-2, 190, Memphis State
13. (A) HACKLER, TOMMY
(Choice from Pittsburgh)
E, 6-4, 217, Tennessee
- +13. (B) FINCKE, JULIUS
T, 6-3, 260, McNeese State
14. WORRELL, BILL
T, 6-2, 240, Georgia
- +15. SAMS, BOB
T, 6-2, 250, Central State (OK)
16. FULLER, CHARLIE
HB, 5-11, 170, San Francisco State
17. JEWELL, TOM
G, 6-1, 240, Idaho State
- +18. McFARLAND, KAY
E-HB, 6-2, 180, Colorado State
19. SIMPSON, TOM
C-OT, 6-3, 245, Davidson
20. PEERY, JERRY
G-DT, 6-3, 245, Central State (OK)

1962

(December 4, 1961)

(Drafted 8th)

1. ALWORTH, LANCE
HB, 6-0, 180, Arkansas
2. PINE, ED
LB, 6-4, 230, Utah
3. ADAMS, BILLY RAY
FB, 6-2, 215, Mississippi

- +4. (A) DEAN, FLOYD
LB, 6-4, 245, Florida
- +4. (B) SIEMINSKI, CHARLIE
(Choice from Dallas)
DT, 6-4, 245, Penn State
5. (A) WOODS, TED
(Choice from St. Louis Cardinals)
HB, 6-1, 194, Colorado
- +5. (B) LIND, MIKE
FB, 6-2, 215, Notre Dame
6. (A) LUHNOW, KEITH
(Choice from Washington)
FB, 6-3, 220, Santa Ana J.C.
6. (B) BROWN, JERRY
(Choice from Pittsburgh)
G, 6-1, 230, Mississippi
6. (C) WINTER, BILL,
G, 6-1, 235, West Virginia
7. BURRELL, JOHN
E, 6-3, 190, Rice
8. VOLLENWEIDER, JAMES
HB-FB, 6-1, 210, Miami (Fla.)
9. ROBERTS, JIM
T, 6-3, 240, Mississippi
10. COUSTILLAC, REGIS
C, 6-2, 224, Pittsburgh
11. JEPSON, LARRY
C, 6-5, 230, Furman
12. McPIKE, MILTON
E, 6-2, 225, Kirksville Teachers
13. PIEROVICH, GEORGE
LB-FB, 6-2, 225, California
14. EASTERLY, DICK
DB, 5-11, 185, Syracuse
15. OSBORNE, RAY
T, 6-6, 235, Mississippi State
16. FRANK, RON
T, 6-6, 232, So. Dakota State
17. FOLTZ, WALLY
E, 6-3, 218, De Pauw
18. BROWN, GARY
T, 6-2, 239, Illinois
19. BURTON, BOB
T, 6-2, 250, Murray State
20. McFARLAND, RODGER
DB, 6-1, 183, Kansas

1963

(December 3, 1962)

(Drafted Alternately 8-7)

1. ALEXANDER, KERMIT
HB, 5-11, 186, UCLA
2. ROCK, WALTER
OT-DT, 6-5, 240, Maryland
3. LISBON, DON
HB, 6-0, 190, Bowling Green
4. Choice to Chicago
- +4. (A) ROSDAHL, HARRISON
(Choice from Philadelphia)
G, 6-4, 245, Penn State
4. (B) CAMPBELL, HUGH
(Choice from Washington)
E, 6-1, 184, Washington State
- +5. (A) BURKE, VERN
E, 6-4 1/2, 201, Oregon State
- +5. (B) PILOT, JIM
(Choice from Cleveland via Pittsburgh)
FB, 6-1, 205, New Mexico State
5. (C) MOELLER, GARY
(Choice from Chicago)
LB, 6-1, 224, Ohio State
6. EMERICK, PAT
LG, 6-2, 238, Western Michigan



7. DeCOURLEY, ERNEST
DT, 6-6, 250, Moorehead State
- +8. LOCKE, ROGER
E, 6-2, 185, Arizona State
- +9. MACZUZAK, JOHN
T, 6-5, 245, Pittsburgh
10. LOPOUR, DICK
HB, 6-2, 214, Huron
11. SHAFER, STEVE
QB, 6-0, 185, Utah State
12. DENTON, ROBERT
T, 6-2, 240, Mississippi State
13. SCHULTZ, DICK
T, 6-3, 240, Ohio University
14. TOBIN, BILL
HB, 5-11, 210, Missouri
- +15. ROSS, OLLIE
FB, 6-0, 215, West Texas State
16. BOGDALEK, JIM
DT, 6-4, 245, Toledo
17. REED, KEN
G, 6-0, 230, Tulsa
- +18. SELLERS, JOHN
T, 6-2, 220, Bakersfield J.C.
19. PRICE, BOB
G, 6-1, 230, North Texas State
20. DAVIS, DON
B, 5-11, 220, McMurry

1964

(December 2, 1963)

(Drafted 1st)

1. PARKS, DAVE
E, 6-2, 195, Texas Tech
2. MIRA, GEORGE
QB, 5-11, 183, Miami (Fla.)
3. WILCOX, DAVE
LB, 6-3, 230, Oregon
- +4. WILSON, JAMES
G, 6-3, 244, Georgia
5. JOHNSON, RUDY
FB, 5-11, 200, Nebraska
- +6. LEWIS, GARY
FB, 6-21/2, 227, Arizona State
7. CLARKE, HAWOOD
DB, 6-0, 196, Florida
- +8. (A) DAUGHERTY, BOB
HB, 6-2, 185, Tulsa
8. (B) POOLE, BOB
(Choice from Washington)
TE, 6-4, 216, Clemson
9. MUDD, HOWARD
G, 6-3, 237, Hillsdale
- +10. POLSER, FRED
T, 6-5, 235, East Texas State
11. ALMQUIST, DENNIS
G, 6-1, 218, Idaho
- +12. LONG, JIM
FB, 6-1, 202, Fresno State
13. BROWN, ROBERT
DT, 6-5, 263, Arkansas A&M
14. BEARD, ED
T, 6-2, 235, Tennessee
15. GRIFFIN, JAMES
E, 6-3 1/2, 230, Grambling
- +16. GORDON, CORNELL
DB, 5-11, 180, North Carolina A&T
- +17. BRUSVAN, KEN
T, 6-4, 223, Oregon State
- +18. COLE, JERRY
E, 6-4, 215, Southwest Texas State
19. RAWSON, LARRY
B, 5-11, 209, Auburn
20. BAKER, GENE
G, 6-1, 235, Whitworth

1965

(November 28, 1964)

(Drafted 2nd)

1. (A) WILLARD, KEN
FB, 6-2, 230, North Carolina
1. (B) DONNELLY, GEORGE
(Choice from Cleveland)
DB, 6-3, 202, Illinois
2. CERNE, JOE
C, 6-2, 237, Northwestern
3. (A) SCHWEICKERT, BOB
(Choice from N.Y. Giants)
HB, 6-1, 191, Virginia Poly
3. (B) NORTON, JIM
T, 6-4, 247, Washington
3. (C) CHAPPLE, JACK
(Choice from Baltimore)
LB, 6-2, 225, Stanford
- +4. TODD, LARRY
FL, 6-1, 190, Arizona State
- +5. McCORMICK, DAVE
T, 6-6, 250, LSU
6. Choice to Cleveland
7. Choice to Green Bay
8. Choice to Minnesota
9. SWINFORD, WAYNE
DB, 6-01/2, 185, Georgia
- +10. CAPPADONA, ROBERT
HB, 6-2, 225, Northeastern
- +11. MASS, STEVE
T, 6-2, 270, Detroit
- +12. PLUMP, DAVE
HB, 6-0, 190, Fresno State
13. SCHUMACHER, GREG
LB, 6-3, 230, Illinois
14. ANDRUSKI, FRANK
DB, 6-0, 185, Utah
15. PABIAN, JOE
T, 6-3, 270, West Virginia
- +16. HETTEMMA, DAVE
T, 6-31/2, 230, New Mexico
17. FRKETICH, LEN
E, 6-3, 220, Oregon State
- +18. STANDRIDGE, LEON
E, 6-3, 220, San Diego State
19. FORD, DALE
QB-DB, 6-1, 200, Washington State
- +20. DUNCAN, DENNIS
HB, 6-1, 200, Louisiana College

1966

(November 27, 1966)

(Drafted Alternately 10-11)

1. HINDMAN, STAN
DE-G, 6-3, 235, Mississippi
- +2. WINDSOR, BOB
E, 6-4, 224, Kentucky
3. (A) RANDOLPH, ALVIN
(Choice from Dallas)
DB, 6-2, 193, Iowa
3. (B) BLAND, DAN
DB, 5-11, 190, Mississippi State
- +4. PARKER, DON
G, 6-3, 240, Virginia
5. (A) PHILLIPS, MEL
(Choice from Dallas)
DB, 6-0, 190, North Carolina A&T
5. (B) SMITH, STEVE
TE, 6-5, 240, Michigan
6. JOHNSON, CHARLES
DT, 6-2, 266, Louisville

7. Choice to Baltimore
8. WITCHER, DICK
E, 6-3, 210, UCLA
9. KRAMER, KENT
TE, 6-5, 235, Minnesota
10. SBRANTI, RON
LB, 6-2, 228, Utah
11. RIDLEHUBER, PRESTON
DB, 6-2, 195, Georgia
12. LOEBACH, LYALL
T, 6-5, 248, Simpson
- +13. JACKSON, JIM
DB, 5-11, 185, Western Illinois
- +14. COLLETT, ELMER
G, 6-4, 225, San Francisco State
- +15. SAFFOLD, S.T.
E, 6-3, 205, San Jose State
16. LeCLAIR, JIM
QB, 6-1, 195, C.W. Post
17. BRELAND, JIM
G, 6-2, 230, Georgia Tech
- +18. PARSON, RON
E, 6-5, 240, Austin Peay
- +19. FITZGERALD, DICK
T, 6-1, 250, Nebraska
20. WALKER, WILLIE
LB, 6-3, 220, Baylor

1967

(March 14, 1967)

(Drafted alternately 11-13)

1. (A) SPURRIER, STEVE
(Choice from Atlanta)
QB, 6-2, 203, Florida
1. (B) BANASZEK, CAS
LB, 6-3, 245, Northwestern
2. HOLZER, TOM
T, 6-4, 248, Louisville
3. (A) NUNLEY, FRANK
(Choice from Pittsburgh)
LB, 6-2, 230, Michigan
3. (B) TUCKER, BILL
TE, 6-2, 232, Tennessee A&I
4. TRIMBLE, WAYNE
DB, 6-3, 205, Alabama
5. Choice to Atlanta
6. CUNNINGHAM, DOUG
HB, 5-11, 185, Mississippi
7. JACKSON, MILT
DB, 6-3, 185, Tulsa
8. JOHNSON, WALTER
LB, 6-4, 235, Tuskegee
9. BRIGGS, BOB
T, 6-3, 248, Heidelberg
10. MYERS, PHIL (Chip)
FL, 6-4, 185, Northwest Oklahoma
11. CARMANN, KEN
DT, 6-4, 265, Kearney (Nebraska)
12. HALL, JAMES
LB, 6-3, 230, Tuskegee
13. GIBBS, RICH
DB, 6-1, 187, Iowa
14. LeBLANC, DALTON
FL, 5-11, 175, Northeast Louisiana
15. SPENCER, CLARENCE
FL, 6-4, 200, Louisville
16. TEMPLEMAN, BART
C, 6-3, 248, Eastern Montana
17. TALBOTT, DAN
QB, 6-0, 180, North Carolina



1968

(January 30-31, 1968)
(Drafted alternately 14-15)

- BLUE, FORREST**
C, 6-5, 248, Auburn
- Choice to St. Louis**
- (A) OLSSSEN, LANCE**
(Choice from Detroit)
T, 6-5, 267, Purdue
- (B) VANDERBUNDY, SKIP**
LB, 6-3, 234, Oregon
- FULLER, JOHN**
E, 6-0, 175, Lamar Tech
- LEE, DWIGHT**
RB, 6-2, 190, Michigan State
- (A) JOHNSON, LEO**
(Choice from New Orleans)
FL, 6-2, 185, Tennessee State
- (B) BELK, BILL**
DE, 6-3, 240, Maryland State
- RICHARDSON, JERRY**
LB, 6-2, 218, Mississippi
- (A) BROWN, CHARLES**
(Choice from N.Y. Giants)
T, 6-5, 246, Augustana
- (B) GRAY, TOM**
FL, 5-9, 174, Morehead State
- BOYETT, CASEY**
E, 6-1, 188, Brigham Young
- HART, TOMMY**
LB, 6-3, 215, Morris Brown
- FITZGIBBONS, DENNIS**
G, 6-1, 260, Syracuse
- JOHNSON, HENRY**
QB, 6-0, 180, Fisk
- MITRAKOS, TOM**
C, 6-4, 220, Pittsburgh
- MOORE, ALEX**
RB, 6-1, 200, Norfolk State
- SPENCER, CLARENCE**
FL, 6-2, 188, Louisville
- ROSENOW, TOM**
DT, 6-3, 250, Northern Illinois
- PATERA, DENNIS**
K, 6-0, 214, Brigham Young

1969

(January 28-29, 1969)
(Drafted 16th)

- (A) KWALICK, TED**
(Choice from New Orleans)
TE, 6-4, 230, Penn State
- (B) WASHINGTON, GENE**
FL, 6-1, 186, Stanford
- Choice to Pittsburgh via Cleveland**
- Choice to Dallas**
- (A) SNIADACKI, JIM**
(Choice from Detroit)
LB, 6-2, 220, Indiana
- (B) MOORE, GENE**
RB, 6-1, 200, Occidental
- EDWARDS, EARL**
DT, 6-6, 276, Wichita State
- THOMAS, JIM**
RB, 6-1, 216, Texas-Arlington
- VAN SINDEREN, STEVE**
T, 6-4, 255, Washington State
- LOPER, MIKE**
T, 6-4, 230, Brigham Young
- CRAWFORD, HILTON**
DB, 6-1, 195, Grambling
- CHAPPLE, DAVE**
K, 6-1, 180, Santa Barbara

- PEAKE, WILLIE**
T, 6-3, 260, Alcorn A&M
- O'MALLEY, JACK**
T, 6-4, 250, USC
- CHAMPLIN, PAUL**
DB, 6-0, 194, Eastern Montana
- BLACK, TOM**
FL, 6-1, 192, East Texas State
- GOLDEN, GARY**
DB, 6-0, 179, Texas Tech
- HOSKINS, BOB**
LB, 6-2, 235, Wichita State
- RUSHING, JOE**
LB, 6-2, 216, Memphis State

1970

(January 27-28, 1970)
(Drafted 9th)

- (A) HARDMAN, CEDRICK**
DE, 6-3, 250, North Texas State
- (B) TAYLOR, BRUCE**
(Choice from Washington)
DB, 6-0, 180, Boston U.
- Choice to Los Angeles**
- ISENBARGER, JOHN**
(Choice from Philadelphia via Los Angeles)
RB, 6-3, 205, Indiana
- Choice to Kansas City**
- WASHINGTON, VIC**
WR, 5-11, 180, Wyoming
- McARTHUR, GARY**
T, 6-5, 247, USC
- CLARK, RUSTY**
QB, 6-2, 212, Houston
- STRONG, JIM**
RB, 6-2, 204, Houston
- CAMPBELL, CARTER**
LB, 6-3, 214, Weber State
- RILEY, PRESTON**
WR, 6-1, 180, Memphis State
- SCHREIBER, LARRY**
RB, 6-0, 193, Tennessee Tech
- CROCKETT, DANNY**
WR, 6-1, 170, Toledo
- TANT, BILL**
T, 6-4, 245, Dayton
- VANDERSLICE, JIM**
LB, 6-3, 220, Texas Christian
- KING, JACK**
G, 6-2, 245, Clemson
- DELSIGNORE, DAVE**
WR, 6-0, 175, Youngstown State
- PERKINS, PRODUS**
WR, 6-0, 178, Livingston College
- CULTON, MIKE**
P, 5-11, 195, LaVerne College

1971

(January 28-29, 1971)
(Drafted alternately 18-19)

- ANDERSON, TIM**
CB, 5-11, 201, Ohio State
- (A) JANET, ERNIE**
(Choice from Green Bay)
G, 6-4, 243, Washington
- (B) ORDUNA, JOE**
RB, 6-0, 194, Nebraska
- (A) DICKERSON, SAM**
(Choice from Philadelphia)
WR, 6-2, 196, USC
- (B) PARKER, WILLIE**
C, 6-3, 238, North Texas State

- HARRIS, TONY**
RB, 6-3, 191, Toledo
- (A) SHATERNICK, DEAN**
(Choice from Chicago)
T, 6-5, 244, Kansas State
- (B) WELLS, GEORGE**
(Choice from N.Y. Giants)
LB, 6-1, 240, New Mexico State
- (C) HUFF, MARTY**
LB, 6-2, 239, Michigan
- BRESLER, AL**
WR, 6-1, 185, Auburn
- WATSON, JOHN**
T, 6-4, 251, Oklahoma
- McCANN, JIM**
P, 6-2, 170, Arizona State
- COUCH, THERMAN**
LB, 6-2, 218, Iowa State
- (A) CARDO, RON**
(Choice from New Orleans)
RB, 6-3, 254, Wisconsin State (Oshkosh)
- (B) JENNINGS, ERNIE**
WR, 6-0, 170, Air Force
- REED, JOE**
QB, 6-1, 196, Mississippi State
- BUNCH, JIM**
DT, 6-3, 254, Wisconsin State (Platteville)
- BULLOCK, JOHN**
RB, 5-11, 216, Purdue
- DUNSTAN, BILL**
LB, 6-4, 217, Utah State
- TENNON, JOHN**
DE, 6-3, 221, Colgate
- PURCELL, DAVE**
DT, 6-4, 260, Kentucky
- HARLTON, LEROY**
CB, 6-2, 180, Florida A&M

1972

(February 1-2, 1972)
(Drafted alternately 19-18)

- BEASLEY, TERRY**
WR, 5-11, 186, Auburn
- (A) MCGILL, RALPH**
(Choice from N.Y. Giants)
CB, 6-0, 181, Tulsa
- (B) BARRETT, JEAN**
T, 6-6, 253, Tulsa
- DUNBAR, ALLEN**
WR, 6-0, 196, Southern
- HALL, WINDLAN**
CB, 5-11, 170, Arizona State
- GREENE, MIKE**
LB, 6-4, 233, Georgia
- WALKER, JACKIE**
SS, 6-0, 186, Tennessee
- HARDY, EDGAR**
G, 6-4, 233, Jackson State
- WITTUM, TOM**
P, 6-1, 185, Northern Illinois
- BROWN, JERRY**
CB, 5-10, 170, Northwestern
- WILLIAMS, STEVE**
DT, 6-4, 251, Western Carolina
- LAPUTKA, TOM**
DE, 6-4, 235, Southern Illinois
- SETZLER, STEVE**
DE, 6-3, 232, St. John's
- PETTIGREW, LEON**
T, 6-5, 228, San Fernando Valley State
- GUTHRIE, ERIC**
QB, 6-0, 200, Boise State



15. **MADDOX, BOB**
DE, 6-6, 235, Frostburg State
16. **DAVIS, RON**
G, 6-2, 235, Virginia State
17. **ALEXANDER, TED**
RB, 6-0, 192, Langston

1973

(January 30-31, 1973)
(Drafted alternately 18-19)

1. **HOLMES, MIKE**
CB, 6-1, 180, Texas Southern
2. **HARPER, WILLIE**
(Choice from N.Y. Giants)
LB, 6-2, 205, Nebraska
3. Choice to Denver via Washington
4. Choice to San Diego via Washington
5. (A) **FULK, MIKE**
(Choice from Chicago)
LB, 6-3, 229, Indiana
5. (B) **BEVERLY, ED**
WR, 5-11, 172, Arizona State
6. **MOORE, ARTHUR**
DT, 6-5, 253, Tulsa
7. **MITCHELL, JOHN**
LB, 6-3, 229, Alabama
8. **ATKINS, DAVID**
RB, 6-1, 202, Texas - El Paso
9. **PRAETORIUS, ROGER**
RB, 6-3, 228, Syracuse
10. **HUNT, CHARLIE**
LB, 6-3, 218, Florida State
11. **DAHLBERG, TOM**
RB, 6-2, 209, Gustavus Adolphus
12. **PETTUS, LARRY**
T, 6-4, 228, Tennessee State
13. **KELSO, ALAN**
C, 6-6, 244, Washington
14. **MORRISON, DENNIS**
QB, 6-3, 207, Kansas State
15. **BETTIGA, MIKE**
WR, 6-3, 181, Humboldt State
16. **OVEN, MIKE**
TE, 6-4, 205, Georgia Tech
17. **ERICKSON, BOB**
G, 6-3, 240, North Dakota State

1974

(January 29-30, 1974)
(Drafted 10th)

1. (A) **JACKSON, WILBUR**
RB, 6-1, 205, Alabama
1. (B) **SANDIFER, BILL**
(Choice from New England)
DT, 6-6, 278, UCLA
2. (A) **FAHNHORST, KEITH**
OT, 6-6, 248, Minnesota
2. (B) **WILLIAMS, DELVIN**
(Choice from Washington)
RB, 6-1, 197, Kansas
3. Choice to St. Louis
4. (A) **HASLERIG, CLINT**
(Choice from N.Y. Jets via New Orleans)
WR, 6-0, 189, Michigan
4. Choice to New Orleans
4. (B) **JOHNSON, SAMMY**
(Choice from Green Bay)
RB, 6-1, 217, North Carolina
5. Choice to New Orleans

6. **RAINES, MIKE**
DT, 6-6, 255, Alabama
7. **JOHNSON, KERMIT**
RB, 5-11, 189, UCLA
8. **SCHNEITZ, JIM**
T, 6-3, 253, Missouri
9. **MOORE, MANFRED**
RB, 6-1, 190, USC
10. **GASPARD, GLEN**
LB, 6-1, 210, Texas
11. **BATTLE, GREG**
S, 5-11, 188, Colorado State
12. **HULL, TOM**
LB, 6-3, 229, Penn State
13. **OWEN, TOM**
QB, 6-1, 195, Wichita State
14. **WILLIAMSON, WALT**
DE, 6-4, 225, Michigan
15. **GRAY, LEONARD**
TE, 6-8, 240, Long Beach State
16. **CONNORS, JACK**
DB, 5-11, 185, Oregon
17. **STANLEY, LEVI**
G, 6-2, 250, Hawaii

1975

(January 28-29, 1975)
(Drafted alternately 10-9)

1. **WEBB, JIMMY**
DT, 6-5, 248, Mississippi State
2. **COLLINS, GREG**
LB, 6-3, 228, Notre Dame
3. Choice to N.Y. Giants
3. (A) **HART, JEFF**
(Choice from Buffalo)
T, 6-5, 266, Oregon State
3. (B) **MIKE-MAYER, STEVE**
(Choice from Washington)
K, 6-0, 180, Maryland
3. (C) **BAKER, WAYNE**
(Choice from St. Louis)
DT, 6-6, 260, Brigham Young
4. (A) **ELAM, CLEVELAND**
(Choice from New Orleans)
DE, 6-3, 240, Tennessee State
4. (B) **OLIVER, FRANK**
DB, 6-1, 189, Kentucky State
5. **BULLOCK, WAYNE**
RB, 6-0, 232, Notre Dame
6. Choice to Kansas City
7. Choice to Buffalo
8. **KENDRICK, PRESTON**
LB, 6-1, 217, Florida
9. (A) **JOHNSON, JAMES**
DB, 6-2, 195, Tennessee State
9. (B) **NATALE, DAN**
(Choice from Philadelphia)
TE, 6-3, 223, Penn State
9. (C) **DOUGLAS, CEASER**
(Choice from St. Louis)
T, 6-5, 272, Illinois Wesleyan
10. **LAYTON, DONNIE**
RB, 6-0, 190, South Carolina State
11. **HERNANDEZ, GENE**
DB, 6-2, 173, Texas Christian
12. **WORLEY, RICK**
QB, 6-1, 195, Howard Payne
13. **MITCHELL, DALE**
LB, 6-3, 211, USC
14. **HENSON, DAVID**
WR, 6-3, 173, Abilene Christian
15. **LAVIN, RICH**
TE, 6-5, 223, Western Illinois
16. Choice to Baltimore
17. Choice to Baltimore

1976

(April 8-9, 1976)
(Drafted alternately 4 & 3)

1. Choice to New England
1. Choice from Houston to New England
2. (A) **CROSS, RANDY**
C, 6-3, 245, UCLA
2. (B) **LEWIS, EDDIE**
(Choice from Tampa Bay)
CB, 6-0, 172, Kansas
3. Choice from New Orleans to Kansas City
3. Choice to Dallas
4. **RIVERA, STEVE**
(Choice from Philadelphia)
WR, 5-11, 190, California
4. Choice to N.Y. Giants
5. Choice to Cincinnati
5. **LEONARD, TONY**
(Choice from Detroit)
CB, 5-11, 170, Virginia Union
6. (A) **PENNYWELL, ROBERT**
LB, 6-1, 222, Grambling
6. (B) **BULL, SCOTT**
(Choice from St. Louis)
QB, 6-5, 209, Arkansas
7. **CHESLEY, JAY**
DB, 6-1, 184, Vanderbilt
8. **AYERS, JOHN**
T, 6-5, 238, West Texas State
9. **HARRISON, KENNY**
WR, 6-0, 170, Southern Methodist
10. **ROSS, ROBIN**
T, 6-4, 248, Washington State
11. **HOFER, PAUL**
RB, 6-0, 186, Mississippi
12. **LOPER, GERALD**
G, 6-2, 245, Florida
13. **BRUMFIELD, LARRY**
CB, 6-0, 171, Indiana State
14. **MILLER, JOHNNY**
G, 6-1, 241, Livingston
15. **STIDHAM, HOWARD**
LB, 6-2, 214, Tennessee Tech
16. **LEWIS, REGGIE**
DE, 6-1, 215, San Diego State
17. **JENKINS, DARRYL**
RB, 6-2, 235, San Jose State

1977

(May 3-4, 1977)
(Drafted 16th)

1. Choice to New England
2. Choice to New England
3. **BOYD, ELMO**
(Choice from Houston)
WR, 5-11, 185, Eastern Kentucky
3. Choice to N.Y. Jets
4. **BLACK, STAN**
S, 6-0, 204, Mississippi State
5. Choice to Buffalo
6. (A) **BURNS, MIKE**
(Choice from Buffalo)
CB, 6-0, 184, USC
6. (B) **HARLAN, JIM**
C, 6-5, 241, Howard Payne
7. **VAN WAGNER, JIM**
RB, 6-0, 202, Michigan Tech
8. Choice to N.Y. Giants
9. **POSEY, DAVID**
K, 5-11, 167, Florida



10. Choice to Tampa Bay
 11. **BILLICK, BRIAN**
 TE, 6-5, 232, Brigham Young
 12. **MARTIN, SCOTT**
 T, 6-4, 257, North Dakota

1978

(May 2-3, 1978)
 (Drafted 7th)

1. (A) **MacAFEE, KEN**
 TE, 6-4, 250, Notre Dame
 1. (B) **BUNZ, DAN**
 (Choice from Miami)
 LB, 6-4, 230, Long Beach State
 2. Choice to Buffalo
 2. **DOWNING, WALT**
 (Choice from Chicago)
 G, 6-3, 254, Michigan
 3. Choice to Buffalo
 3. **HUGHES, ERNIE**
 (Choice from Baltimore)
 G, 6-3, 253, Notre Dame
 4. **LeCOUNT, TERRY**
 WR, 5-10, 172, Florida
 5. Choice to Baltimore
 5. (A) **REESE, ARCHIE**
 (Choice from Houston via
 Kansas City and Chicago)
 DT, 6-3, 263, Clemson
 5. (B) **THREADGILL, BRUCE**
 (Choice from Miami)
 DB, 6-0, 190, Mississippi State
 6. Choice from Minnesota
 to Washington
 6. **WALKER, ELLIOTT**
 RB, 5-11, 193, Pittsburgh
 7. **QUILLAN, FRED**
 C, 6-5, 240, Oregon
 8. Choice to Washington
 9. (A) **REDDEN, HERMAN**
 DB, 6-2, 190, Howard
 9. (B) **MOORE, DEAN**
 (Choice from Detroit)
 LB, 6-2, 210, Iowa
 9. (C) **McDANIELS, STEVE**
 (Choice from Denver)
 T, 6-6, 276, Notre Dame
 10. **CONNELL, MIKE**
 P, 6-1, 200, Cincinnati
 11. **McCRAY, WILLIE**
 DE, 6-5, 234, Troy State
 12. (A) **IRONS, DAN**
 T, 6-7, 260, Texas Tech

1979

(May 3-4, 1979)
 (Drafted 1st)

1. Choice to Buffalo
 2. **OWENS, JAMES**
 RB, 5-11, 188, UCLA
 3. Choice to Seattle
 3. **MONTANA, JOE**
 (Choice from Dallas via
 Seattle)
 QB, 6-2, 200, Notre Dame
 4. Choice to Buffalo
 5. (A) **SEABRON, TOM**
 LB, 6-3, 209, Michigan
 5. (B) **ALDRIDGE, JERRY**
 (Choice from Detroit)
 RB, 6-2, 220, Angelo State
 6. **VAUGHAN, RUBEN**
 DT, 6-2, 264, Colorado
 7. **FRANCIS, PHIL**
 FB, 6-1, 205, Stanford

8. Choice to Green Bay
 9. **HAMILTON, STEVE**
 DE, 6-3, 240, Missouri
 10. (A) **CLARK, DWIGHT**
 WR, 6-3, 204, Clemson
 10. (B) **BALLAGE, HOWARD**
 (Choice from Tampa Bay)
 CB, 6-1, 182, Colorado
 11. **McBRIDE, BILLY**
 DB, 6-1, 187, Tennessee State
 12. **CONNORS, ROD**
 (*78 Supplemental Draft)
 RB, 6-2, 190, USC

1980

(April 29-30, 1980)
 (Drafted alternately 2 & 1)

1. Choice to N.Y. Jets
 1. (A) **COOPER, EARL**
 (Choice from N.Y. Jets)
 RB, 6-2, 227, Rice
 1. (B) **STUCKEY, JIM**
 (Choice from Denver via
 N.Y. Jets)
 DE, 6-4, 245, Clemson
 2. Choice to Buffalo
 2. Choice from Detroit to
 Minnesota
 2. **TURNER, KEENA**
 (Choice from Minnesota)
 LB, 6-2, 219, Purdue
 3. Choice to Los Angeles
 3. (A) **MILLER, JIM**
 (Choice from Minnesota)
 P, 5-11, 183, Mississippi
 3. (B) **PUKI, CRAIG**
 (Choice from Washington
 via Los Angeles)
 LB, 6-1, 231, Tennessee
 4. (A) **CHURCHMAN, RICKY**
 SS, 6-1, 193, Texas
 4. (B) **HODGE, DAVID**
 (Choice from New England
 via Los Angeles)
 LB, 6-2, 221, Houston
 5. **TIMES, KEN**
 DT, 6-2, 246, Southern
 6. **WILLIAMS, HERB**
 CB, 6-0, 198, Southern
 7. Choice to Cincinnati
 8. Choice to Oakland.
 8. **LEOPOLD, BOBBY**
 (Choice from Oakland)
 LB, 6-1, 215, Notre Dame
 9. Choice to Detroit via Kansas
 City
 9. **HARTWIG, DAN**
 (Choice from Oakland)
 QB, 6-3, 212, Cal Lutheran
 10. Choice to Pittsburgh
 11. Choice to Miami
 12. Choice to Pittsburgh

1981

(April 28-29, 1981)
 (Drafted alternately 8-10)

1. **LOTT, RONNIE**
 DB, 6-0, 199, USC
 2. (A) **HARTY, JOHN**
 (Choice from Washington)
 DT, 6-4, 253, Iowa
 2. Choice to Chicago
 2. (B) **WRIGHT, ERIC**
 (Choice from Chicago)
 DB, 6-1, 180, Missouri

3. **WILLIAMSON, CARLTON**
 DB, 6-0, 204, Pittsburgh
 4. Choice to Dallas
 5. (A) **THOMAS, LYNN**
 DB, 5-11, 181, Pittsburgh
 5. (B) **JONES, ARRINGTON**
 (Choice from Chicago)
 FB, 6-0, 230, Winston-Salem
 6. **KUGLER, PETE**
 DT, 6-4, 255, Penn State
 7. Choice to Philadelphia
 8. **WHITE, GARRY**
 RB, 5-11, 201, Minnesota
 9. Choice to Cincinnati
 10. Choice to Baltimore
 11. **DeBOSE, RON**
 TE, 6-5, 229, UCLA
 12. (A) **OGILVIE, MAJOR**
 RB, 5-11, 202, Alabama
 12. (B) **ADAMS, JOE**
 (Choice from Pittsburgh)
 QB, 6-3, 185, Tennessee State

1982

(April 27-28, 1982)
 (Drafted 27th)

1. Choice to New England
 2. **PARIS, WILLIAM "BURBA"**
 (Choice from New England)
 T, 6-6, 293, Michigan
 2. Choice from Washington
 to New England
 2. Choice to New England
 3. Choice to San Diego
 4. Choice to New England
 5. **WILLIAMS, NEWTON**
 RB, 5-10, 204, Arizona State
 6. **WILLIAMS, VINCE**
 (Choice from Oakland)
 FB, 6-0, 231, Oregon
 6. Choice to New Orleans
 7. **FERRARI, RON**
 LB, 6-0, 212, Illinois
 8. Choice to New Orleans
 9. **CLARK, BRYAN**
 QB, 6-2, 196, Michigan State
 10. (A) **McEMORE, DANA**
 (Choice from Tampa Bay)
 DB, 5-10, 183, Hawaii
 10. (B) **BARBIAN, TIM**
 DT, 6-3, 230, Western Illinois
 11. **GIBSON, GARY**
 LB, 6-1, 215, Arizona
 12. **WASHINGTON, TIMOTHY**
 CB, 5-9, 184, Fresno State

1983

(April 26-27, 1983)
 (Drafted alternately 5-8)

1. Choice to San Diego
 2. Choice to L.A. Rams
 2. **CRAIG, ROGER**
 (Choice from San Diego)
 RB, 6-0, 222, Nebraska
 3. **MONTGOMERY, BLANCHARD**
 (Choice from L.A. Rams)
 LB, 6-2, 236, UCLA
 3. Choice to L.A. Rams
 4. Choice from Denver to
 L.A. Rams
 4. **HOLMOE, TOM**
 * DB, 6-2, 180, Brigham Young
 5. **ELLISON, RIKI**
 LB, 6-2, 220, USC
 6. Choice to Tampa Bay



7. MOTEN, GARY
LB, 6-1, 210, Southern Methodist
8. Choice to San Diego
9. MULARKEY, MIKE
TE, 6-4, 245, Florida
9. Choice from Cleveland to Chicago
10. MERRELL, JEFF
NT, 6-4, 264, Nebraska
11. SAPOLU, JESSE
G-C, 6-4, 260, Hawaii
12. Choice to Chicago

1984

(May 1-2, 1984)
(Drafted alternately 23-24)

1. SHELL, TODD
LB, 6-4, 225, Brigham Young
2. Choice to L.A. Raiders
2. FRANK, JOHN
(Choice from L.A. Raiders)
TE, 6-3, 225, Ohio State
3. McINTYRE, GUY
(Choice from St. Louis)
G, 6-3, 271, Georgia
3. Choice to St. Louis
4. Choice from Tampa Bay to Seattle
4. Choice to San Diego
5. (A) CARTER, MICHAEL
(Choice from Atlanta)
DT, 6-2, 281, Southern Methodist
5. Choice from Denver to Atlanta
5. Choice to St. Louis
5. (B) FULLER, JEFF
(Choice from Washington, via L.A. Raiders)
LB-S, 6-2, 216, Texas A&M
6. Choice to Atlanta
7. Choice to New England
8. Choice to San Diego
9. (A) MILLER, LEE
(Choice from Chicago)
DB, 6-1, 186, Cal State-Fullerton
9. (B) HARMON, DERRICK
RB, 5-10, 202, Cornell
10. MORITZ, DAVE
WR, 6-0, 181, Iowa
11. PENDLETON, KIRK
WR, 6-3, 191, Brigham Young
12. Choice from Chicago to Miami
12. Choice to San Diego

1985

(April 30-May 1, 1985)
(Drafted 28th)

1. RICE, JERRY
(Choice from New England)
WR, 6-2, 200, Mississippi Valley State
1. Choice to New England
2. Choice to New England
3. MOORE, RICKY
(Choice from New England)
FB, 5-11, 236, Alabama
3. Choice to New England
4. Choice to Buffalo
5. COLLIE, BRUCE
T, 6-6, 275, Texas-Arlington
6. BARRY, SCOTT
QB, 6-2, 190, UC-Davis

7. Choice to San Diego
8. Choice to New England
9. Choice to San Diego
10. Choice to Seattle
11. WOOD, DAVID
DE, 6-4, 255, Arizona
12. CHUMLEY, DONALD
DT, 6-4, 259, Georgia

1986

(April 29-30, 1986)
(Drafted 18th)

1. Choice to Dallas
1. Choice from Dallas to Buffalo
2. Choice from Buffalo to Detroit
2. ROBERTS, LARRY
(Choice from Detroit)
DE, 6-3, 264, Alabama
2. Choice to Washington
3. (A) RATHMAN, TOM
(Choice from Buffalo)
FB, 6-1, 232, Nebraska
3. (B) McKYER, TIM
(Choice from Philadelphia)
CB, 6-0, 174, Texas-Arlington
3. Choice from Detroit to L.A. Rams
3. (C) TAYLOR, JOHN
WR, 6-1, 185, Delaware State
4. (A) HALEY, CHARLES
(Choice from Cleveland via L.A. Rams)
LB, 6-5, 230, James Madison
4. (B) WALLACE, STEVE
(Choice from Washington via L.A. Rams)
T, 6-5, 276, Auburn
4. (C) FAGAN, KEVIN
DT, 6-3, 260, Miami (Fla.)
5. Choice to San Diego
5. MILLER, PAT
(Choice from Dallas)
LB, 6-1, 220, Florida
6. Choice to Washington
6. GRIFFIN, DON
(Choice from N.Y. Jets)
FS, 6-0, 176, Middle Tennessee State
7. Choice to New England
8. (A) POPP, JIM
(Choice from Philadelphia)
TE, 6-5, 239, Vanderbilt
8. (B) SNIPES, ROOSEVELT
(*85 Supplemental Draft)
RB, 5-9, 175, Florida State
9. CHERRY, TONY
RB, 5-7, 187, Oregon
10. (A) STINSON, ELLIOT
WR, 5-10, 175, Rice
10. (B) HALLMAN, HAROLD
(Choice from Washington)
NG, 5-11, 234, Auburn
11. Choice to San Diego
12. Choice to Tampa Bay

1987

(April 28, 1987)
(Drafted 22nd)

1. (A) BARTON, HARRIS
T, 6-3, 280, North Carolina
1. (B) FLAGLER, TERRENCE
(Choice from Washington)
RB, 6-0, 200, Clemson
2. BREGEL, JEFF
(Choice from Philadelphia)
G, 6-4, 280, USC

2. Choice to Tampa Bay
3. Choice to Buffalo
4. Choice to Tampa Bay
5. JOKISCH, PAUL
WR, 6-7, 230, Michigan
6. WHITE, BOB
LB, 6-2, 246, Penn State
7. DeLINE, STEVE
K, 5-11, 180, Colorado State
8. GRAYSON, DAVID
LB, 6-2, 220, Fresno State
9. SHELLEY, JONATHAN
CB, 6-0, 176, Mississippi
10. PAYE, JOHN
(Choice from New England via L.A. Raiders)
QB, 6-3, 205, Stanford
11. Choice to L.A. Raiders from Philadelphia via 49ers
11. NICHOLAS, CALVIN
WR, 6-4, 208, Grambling
12. Choice to L.A. Raiders

1988

(April 24-25, 1988)
(Drafted 25th)

1. Choice to L.A. Raiders
1. (A) STUBBS, DANIEL
(Choice from L.A. Raiders)
DE, 6-4, 260, Miami (Fla.)
2. (B) HOLT, PIERCE
(Choice from Philadelphia via Tampa Bay)
DE/DT, 6-4, 280, Angelo State
2. Choice to Tampa Bay
3. ROMANOWSKI, BILL
LB, 6-4, 231, Boston College
4. HELTON, BARRY
(Choice from Chicago via L.A. Raiders)
P, 6-3, 205, Colorado
4. Choice to Tampa Bay
5. Choice to N.Y. Jets
5. Choice to Buffalo
6. Choice to Tampa Bay
7. BRyant, KEVIN
LB, 6-2, 223, Delaware State
8. CLARKSON, LARRY
T, 6-7, 303, Montana
9. BONNER, BRIAN
LB, 6-1, 220, Minnesota
10. FOLEY, TIM
K, 5-10, 210, Georgia Southern
11. BROOKS, CHET
CB, 5-11, 191, Texas A&M
12. MIRA, JR., GEORGE
LB, 6-0, 230, Miami (Fla.)

1989

(April 30-May 1, 1989)
(Drafted 28th)

1. DeLONG, KEITH
LB, 6-2, 235, Tennessee
2. WALLS, WESLEY
TE, 6-5, 246, Mississippi
3. HENDERSON, KEITH
FB, 6-1, 220, Georgia
4. BARBER, MIKE
WR, 5-10, 172, Marshall
5. (A) JACKSON, JOHNNY
(Choice from L.A. Raiders)
CB/S, 6-1, 204, Houston
5. (B) Choice to L.A. Raiders
6. HENDRICKSON, STEVE
LB, 6-0, 245, California



- 7. Choice to San Diego
- 8. Choice to L.A. Raiders
- 9. HARMON, RUDY
LB, 6-1, 230, LSU
- 10. SINCLAIR, ANDY
C, 6-3, 285, Stanford
- 11. (A) BELL, JIM
(Choice from L.A. Raiders)
RB, 6-0, 205, Boston College
- 11. (B) McGEE, NORM
WR, 6-0, 180, North Dakota
- 12. (A) GOSS, ANTONIO
(Choice from L.A. Raiders)
LB, 6-4, 228, North Carolina
- 12. (B) Choice to L.A. Raiders

1990

(April 22-23, 1990)
(Drafted 28th)

- 1. CARTER, DEXTER
RB, 5-9, 170, Florida State
- 2. (A) BROWN, DENNIS
(Choice from Minnesota via Dallas)
DE-DT, 6-4, 290, Washington
- 2. (B) DAVIS, ERIC
CB, 5-11, 178, Jacksonville State
- 3. LEWIS, RONALD
(Choice from Kansas City via Dallas)
WR, 5-11, 173, Florida State
- 3. Choice to Dallas
- 4. CALIGUIRE, DEAN
(Choice from L.A. Raiders)
G-C, 6-2, 282, Pittsburgh
- 4. Choice to L.A. Raiders
- 5. Choice to L.A. Raiders
- 6. POLLACK, FRANK
T-G, 6-4, 277, Northern Arizona
- 7. Choice to San Diego
- 8. PICKENS, DWIGHT
WR, 5-10, 170, Fresno State
- 9. HAGGINS, ODELL
NT, 6-2, 271, Florida State
- 10. HARRISON, MARTIN
DE, 6-5, 240, Washington
- 11. SHELTON, ANTHONY
(Choice from Miami)
S, 6-1, 195, Tennessee State
- 11. Choice to Dallas
- 12. Choice to L.A. Raiders

1991

(April 21-22, 1991)
(Drafted 26th)

- 1. WASHINGTON, TED
NT/DE, 6-4, 299, Louisville
- 2. (A) WATTERS, RICKY
(Choice from Cincinnati)
RB, 6-1, 212, Notre Dame
- 2. Choice to Cincinnati
- 2. (B) JOHNSON, JOHN
LB, 6-3, 230, Clemson
- 3. Choice to Green Bay
- 4. DONAHUE, MITCH
(Choice from Green Bay)
LB, 6-2, 254, Wyoming
- 4. Choice to Cincinnati
- 5. (A) HANKS, MERTON
(Choice from Green Bay)
CB, 6-2, 185, Iowa
- 5. (B) BOATSWAIN, HARRY
T, 6-4, 295, New Haven

- 6. BOWLES, SCOTT
T, 6-5, 280, North Texas State
- 7. CANLEY, SHELDON
RB, 5-9, 195, San Jose State
- 8. HARGAIN, TONY
WR, 6-0, 188, Oregon
- 9. RIDDICK, LOUIS
S, 6-2, 217, Pittsburgh
- 10. HOLDBROOKS, BYRON
NT/DE, 6-5, 280, Alabama
- 11. SLAUGHTER, BOBBY
WR, 5-11, 171, Louisiana Tech
- 12. CONFER, CLIFF
DE, 6-3, 270, Michigan State

1992

(April 26-27, 1992)
(Drafted 18th)

- 1. HALL, DANA
S, 6-2, 206, Washington
- 2. LEE, AMP
RB, 5-11, 200, Florida State
- 3. BOLLINGER, BRIAN
G, 6-5, 285, North Carolina
- 4. THOMAS, MARK
(Choice from Green Bay)
DE, 6-5, 259, North Carolina State
- 4. Choice to Green Bay
- 5. Choice to Green Bay
- 6. Choice to Green Bay
- 6. RUSSELL, DAMIEN
(Choice from Pittsburgh)
S, 6-1, 204, Virginia Tech
- 7. Choice to Pittsburgh
- 8. Choice to Pittsburgh (from Green Bay)
- 8. Choice to Pittsburgh
- 9. HAGAN, DARIAN
Return Specialist, 5-9, 191, Colorado
- 10. MAYFIELD, COREY
NT, 6-2, 280, Oklahoma
- 11. COVINGTON, TOM
TE, 6-3, 241, Georgia Tech
- 12. LaBOUNTY, MATT
DE, 6-4, 254, Oregon

1993

(April 25-26, 1993)
(Drafted 26th)

- 1. Choice to Phoenix from Kansas City
- 1. Choice to New Orleans from Phoenix
- 1. (A) STUBBLEFIELD, DANA
(Choice from New Orleans)
DE, 6-2, 302, Kansas
- 1. (B) KELLY, Todd
DE, 6-2, 259, Tennessee
- 2. Choice to San Diego from L.A. Raiders
- 2. HARDY, ADRIAN
(Choice from San Diego)
CB, 5-11, 194, Northwestern State
- 2. Choice to Green Bay
- 2. Choice to L.A. Raiders from Dallas
- 3. Choice to L.A. Raiders from New Orleans
- 3. Choice to San Diego
- 4. Choice to San Diego

- 5. SMITH, ARTIE
(Choice from Phoenix)
DE, 6-4, 303, Louisiana Tech
- 5. Choice to San Diego
- 6. DALMAN, CHRIS
G-C, 6-3, 285, Stanford
- 7. WILSON, TROY
DE, 6-4, 235, Pittsburg State (KR)
- 8. GRABAC, ELVIS
(Choice from Minnesota)
QB, 6-5, 232, Michigan
- 8. Choice to San Diego

1994

(April 24-25, 1994)
(Drafted 23rd)

- 1. (A) YOUNG, BRYANT
(Choice from Atlanta via Indianapolis & L.A. Rams)
DT, 6-2, 276, Notre Dame
- 1. Choice to L.A. Rams from San Diego
- 1. Choice to Dallas
- 1. (B) FLOYD, WILLIAM
(Choice from Dallas)
FB, 6-1, 242, Florida State
- 2. (A) MITCHELL, KEVIN
(Choice from Green Bay)
LB, 6-1, 260, Syracuse
- 2. Choice to L.A. Rams
- 2. (B) DRAKEFORD, TYRONNE
(Choice from Dallas)
CB, 5-9, 185, Virginia Tech
- 3. Compensatory Choice to Green Bay
- 3. (A) BRIEN, DOUG
Compensatory Choice
K, 5-11, 177, California
- 3. (B) FLEMING, CORY
(Choice from Denver)
WR, 6-1, 207, Tennessee
- 3. Choice to Kansas City
- 3. Choice to Denver from Dallas
- 3. Compensatory Choice to L.A. Rams from Philadelphia
- 4. Choice to L.A. Raiders
- 5. Choice to Green Bay from Denver
- 5. PETERSON, ANTHONY
LB, 6-0, 223, Notre Dame
- 6. Choice to Green Bay from San Diego
- 6. WOODALL, LEE
LB, 6-0, 220, West Chester
- 6. Compensatory choice to Green Bay from Philadelphia
- 7. Choice to Dallas

1995

(April 22-23, 1995)
(Drafted 23rd)

- 1. (A) STOKES, J.J.
(Choice from Cleveland)
WR, 6-4, 217, UCLA
- 1. Choice to Cleveland
- 2. Choice to L.A. Rams
- 3. Choice to Cleveland
- 4. Choice to Cleveland from Kansas City
- 4. HANSHAW, TIM
T-G, 6-5, 300, BYU



5. Choice to Detroit
 6. **ARMSTRONG, ANTONIO**
 LB, 6-1, 234, Texas A&M
 7. **COLEMAN, HERB**
 DE, 6-4, 285, Trinity
 International

1996

(April 20-21, 1996)
 (Drafted 23rd)

1. Choice to Baltimore
 2. (A) **IFEANYI, ISRAEL**
 (Choice from Oakland)
 DE/LB, 6-3, 246, Southern
 California
 2. Choice to Oakland
 3. **OWENS, TERRELL**
 WR, 6-2, 213, Tennessee-
 Chattanooga
 4. Choice to Oakland
 4. **PRICE, DARYL**
 DE, 6-3, 274, Colorado
 Compensatory Choice
 5. **UWAEZUOKE, IHEANYI**
 WR, 6-2, 195, California
 6. **PITTS, STEPHEN**
 RB, 5-10, 192, Penn State
 7. (A) **MANUEL, SEAN**
 TE, 6-2, 245, New Mexico State
 7. (B) **MANUEL, SAM**
 LB, 6-2, 235, New Mexico State
 Compensatory Choice

1997

(April 19-20, 1997)
 (Drafted Alternately 26-27)

1. **DRUCKENMILLER, JIM**
 QB, 6-4, 234, Virginia Tech
 2. **EDWARDS, MARC**
 (Choice from Philadelphia)
 FB, 6-0, 236, Notre Dame
 2. Choice to Philadelphia
 3. **CLARK, GREG**
 (Choice from Indianapolis)
 TE, 6-4, 262, Stanford
 3. Choice to Indianapolis
 4. Choice to Miami
 5. Choice to Indianapolis
 6. Choice to Philadelphia
 7. Choice to Philadelphia

1998

(April 18-19, 1998)
 (Drafted Alternately 28-29)

1. **McQUARTERS, R.W.**
 CB, 5-9, 198, Oklahoma State
 2. **NEWBERRY, JEREMY**
 C, 6-5, 315, California
 3. **RUHMAN, CHRIS**
 T, 6-5, 321, Texas A&M
 4. **SCHULTERS, LANCE**
 S, 6-2, 195, Hofstra
 5. **OSTROWSKI, PHIL**
 G, 6-4, 291, Penn State
 6. **BEASLEY, FRED**
 FB, 5-11, 220, Auburn
 7. Choice to Chicago
 7. **THELWELL, RYAN**
 (Choice from Atlanta)
 WR, 6-1, 188, Minnesota

1999

(April 17-18, 1999)
 (Drafted 27th)

1. **McGREW, REGGIE**
 (Choice from Miami)
 DT, 6-1, 301, Florida
 1. Choice to Miami
 2. Choice to Denver
 3. **OKEAFOR, CHIKE**
 DE, 6-4, 248, Purdue
 4. Choice to Indianapolis
 4. (A) **PARKER, ANTHONY**
 (Choice from Indianapolis)
 CB, 6-1, 200, Weber State
 4. (B) **PRIOLEAU, PIERSON**
 CB/S, 5-10, 191, Virginia Tech
 4. Choice to Cleveland
 5. Choice to Miami
 5. (A) **JACKSON, TERRY**
 (Choice from Miami)
 RB, 6-0, 218, Florida
 5. (B) **HOPSON, TYRONE**
 T, 6-2, 305, Eastern Kentucky
 6. **STREETS, TAI**
 WR, 6-1, 193, Michigan
 6. Choice to Atlanta
 7. **MINOR, KORY**
 LB, 6-0, 247, Notre Dame

2000

(April 15-16, 2000)
 (Drafted Alternately 3-4)

1. Choice to Washington
 1. Choice to New York Jets
 from Carolina via Washington
 1. (A) **PETERSON, JULIAN**
 (Choice from New England
 via New York Jets)
 LB, 6-3, 235, Michigan State
 1. (B) **PLUMMER, AHMED**
 (Choice from Washington)
 CB, 5-11, 191, Ohio State
 2. (A) **ENGELBERGER, JOHN**
 DE, 6-4, 260, Virginia Tech
 2. (B) **WEBSTER, JASON**
 (Choice from New York Jets)
 CB, 5-9, 180, Texas A&M
 3. (A) **CARMAZZI, GIOVANNI**
 QB, 6-2, 224, Hofstra
 3. (B) **ULBRICH, JEFF**
 (Choice from Seattle)
 LB, 6-0, 249, Hawaii
 4. Choice to Green Bay
 4. **KEITH, JOHN**
 (Choice from New York Jets
 via Green Bay)
 S, 6-0, 206, Furman

4. Choice to Seattle from
 Washington
 5. (A) **SMITH, PAUL**
 RB, 5-11, 235, Texas-EJ Paso
 5. (B) **MILEM, JOHN**
 (Choice from Baltimore via
 Detroit, St. Louis & Chicago)
 DE, 6-7, 290, Lenoir-Rhyne
 5. Choice to Denver from
 Washington via Seattle
 6. Choice to Chicago
 7. Choice to Cleveland via
 Chicago
 7. (A) **RATTAY, TIM**
 (Choice from New England
 via Philadelphia)
 QB, 6-0, 215, Louisiana Tech
 7. (B) **JENNINGS, BRIAN**
 (Choice from Miami)
 TE, 6-5, 238, Arizona State

2001

(April 21-22, 2001)
 (Drafted Alternately 9-10)

1. **CARTER, ANDRE**
 (Choice from Seattle)
 DE, 6-4, 265, California
 1. Choice to Seattle
 2. Choice to Green Bay
 2. **WINBORN, JAMIE**
 (Choice from Green Bay)
 LB, 5-11, 242, Vanderbilt
 3. Choice to Green Bay
 3. **BARLOW, KEVAN**
 (Choice from Green Bay)
 RB, 6-1, 238, Pittsburgh
 3. Choice to Seattle from New
 Orleans via Green Bay
 4. Choice to Green Bay
 5. Choice Forfeited
 6. (A) **WILSON, CEDRICK**
 (Choice from Chicago)
 WR, 5-10, 179, Tennessee
 6. Choice to Detroit via New
 England
 6. (B) **HOLMAN, RASHAD**
 (Choice from Green Bay)
 CB, 5-10, 191, Louisville
 6. (C) **HOLLOWAY, MENSON**
 (Choice from Oakland via
 Seattle)
 7. (A) **LINCOLN, ALEX**
 LB, 6-0, 251, Auburn
 7. Choice to Seattle from St.
 Louis via Green Bay
 7. (B) **JOHNSON, ERIC**
 (Choice from Miami via
 Washington)
 TE, 6-3, 256, Yale

— USFL SUPPLEMENTAL DRAFT —

June 5, 1984—Drafted 24th

1. **CRAWFORD, DERRICK**
 WR/KR, 5-10, 185, Memphis State
 From Memphis Showboats
 2. **CONWELL, JOE**
 T, 6-5, 275, North Carolina
 From Philadelphia Stars
 3. **SCHELLEN, MARK**
 FB, 5-9, 225, Nebraska
 From New Orleans Breakers



TRADE HISTORY

1950

HB Emil Sitko from Los Angeles Rams for HB Glenn Davis.
 E Gordy Soltau from Cleveland Browns for 1951 No. 4 draft choice.
 DB Howie Livingston from Washington Redskins for undisclosed considerations.

1952

HB J.R. Boone from Chicago Bears for 1953 No. 6 draft choice.

1953

E Bob Van Doren from Cleveland Browns for 1954 No. 8 draft choice.
 HB Fred Bruney from Cleveland Browns for 1954 No. 10 draft choice.

1954

HB John Henry Johnson from Pittsburgh Steelers for HB Ed Pullerton.
 HB John Williams from Washington Redskins for T Ray Collins.
 QB Arnie Galiffa from New York Giants for DE Bob Van Doren.

1955

C Ed Beatty from Los Angeles Rams for HB Jim Cason, G Nick Feher, and 1956 No. 5 draft choice.
 E Ted Vaught from Philadelphia Eagles for undisclosed future draft choice.

1956

T Bob Cross from Los Angeles Rams for 1957 No. 3 draft choice.

1957

HB Bill Stits from Detroit Lions for HB John Henry Johnson and a 1958 No. 7 draft choice.
 LB Marv Matuszak from Pittsburgh Steelers for QB Earl Morrall and G Mike Sandusky.
 HB Val Joe Walker from Detroit Lions for 1958 No. 15 draft choice.

1960

LB Jerry Wilson from Philadelphia Eagles for G John Wittenborn.
 1961 No. 1a draft choice (HB Jimmy Johnson) from Pittsburgh Steelers for DB Dick Moegle.
 1961 No. 1b draft choice (QB Billy Kilmer) from Baltimore Colts for TE Dee Mackey.

1961

G/LB Lou Cordileone from New York Giants for QB Y.A. Tittle.

1962

DB Elbert Kimbrough from Los Angeles Rams for DE Lou Cordileone.
 C John Mellekus from Chicago Bears for 1963 No. 4 draft choice.
 HB Bobby Gaiters from New York Giants for E Aaron Thomas.

1963

1965 No. 1 draft choice (DB George Donnelly) from Cleveland Browns for Cleveland signing free agent G Ted Connolly.
 LB Mike Dowdle from Dallas Cowboys for HB Jim Ridlon.
 T Roy Williams from Minnesota Vikings for 1965 No. 8 draft choice.

1964

C Frank Morze from Cleveland Browns for 1965 No. 6 draft choice.

1965

HB John David Crow from St. Louis Cardinals for HB Abe Woodson.
 DE Dan LaRose from Baltimore Colts for 1966 No. 7 draft choice.



1967

1967 No. 1 draft choice (**QB Steve Spurrier**) from Atlanta Falcons for **FL Bernie Casey**, **G Jim Wilson**, and **T Jim Norton**.

1968

LB Harold Hays from Dallas Cowboys for 1969 No. 3 draft choice.

DE Kevin Hardy from New Orleans Saints as compensation for Saints' signing **E Dave Parks**. 1968 No. 1 draft choice (**TE Ted Kwalick**) - see Dave Parks above.

WR Clifton McNeil from Cleveland Browns for 1969 No. 2 draft choice.

1969

G Randy Beisler from Philadelphia Eagles for **QB George Mira**.

DB Roosevelt Taylor from Chicago Bears for **G Howard Mudd**.

KR Noland Smith from Kansas City Chiefs for 1970 No. 3 draft choice.

1970

PK Bruce Gossett from Los Angeles Rams for **HB Kermit Alexander** and 1970 No. 2 draft choice.

1972

DE Rolf Krueger from St. Louis Cardinals for 1973 No. 2 draft choice and 1974 No. 3 draft choice.

1973

RB Randy Jackson from Buffalo Bills for **DT Earl Edwards**.

WR Danny Abramowicz from New Orleans Saints for 1974 No. 4 & 5 draft choices.

1974

TE Tom Mitchell from Baltimore Colts for returned Colts' 1975 No. 3 draft choice and 1976 No. 4 draft choice.

T Bob Penchion from Buffalo Bills for 1975 No. 7 draft choice.

WR Robert West from Kansas City Chiefs for 1975 No. 6 draft choice.

QB Norm Snead from New York Giants for 1975 No. 3 draft choice and 1976 No. 4 draft choice. 1976 No. 1 draft choice (choice traded to Patriots for **QB Jim Plunkett**) from Houston Oilers for **RB Vic Washington**.

1975

WR Bob Hayes from Dallas Cowboys for 1976 No. 3 draft choice.

LB Dave Washington from Buffalo Bills for 1977 No. 5 draft choice.

CB Nate Allen from Kansas City Chiefs for **G Randy Beisler** and Saints' 1976 No. 3 choice.

1976

WR Willie McGee and **LB Bruce Elia** from Tampa Bay Buccaneers for **QB Steve Spurrier**.

QB Jim Plunkett from New England Patriots for **QB Tom Owens**, 1976 & '77 No. 1 choices, 1976 Houston's No. 1 choice, and 1977 No. 1 choice.

G Steve Lawson from Minnesota Vikings for **DB Windlan Hall**.

QB Marty Domres from Baltimore Colts for 1978 No. 5 draft choice.

TE Jim Obradovich from New York Giants for 1977 No. 8 draft choice.

WR Jim Lash from Minnesota Vikings for **RB Sammy Johnson**.

1977

LB Ed Bradley from Seattle Seahawks for **DT Bill Sandifer**.

DT Ed Galigher from New York Jets for 1977 No. 3 draft choice.

TE Paul Seal from New Orleans Saints for **G John Watson**.

1978

RB O.J. Simpson from Buffalo Bills for 1979 No. 1 draft choice, 1978 & '79 No. 2 draft choices, 1978 No. 3 draft choice, and 1979 No. 4 draft choice.

WR Larry Jones from Washington Redskins for **TE Tom Mitchell** and 1978 No. 8 draft choice.

WR Freddie Solomon and **S Vern Roberson** from Miami Dolphins for **RB Delvin Williams**.

FB Greg Boykin from New Orleans Saints for **DB Ralph McGill**.



LB Joe Harris from Washington Redskins for 1978 Vikings' No. 6 draft choice.

G Steve Knutson from Green Bay Packers for 1979 No. 8 draft choice.

S Chuck Crist from New Orleans Saints for **LB Skip Vanderbundt**.

S Bob Jury and 1979 Cowboys' No. 3 draft choice (*QB Joe Montana*) from Seattle Seahawks for 1979 No. 3 draft choice.

1979

CB Melvin Morgan from Cincinnati Bengals for 1980 No. 7 draft choice.

RB Mike Hogan from Philadelphia Eagles for 1981 No. 7 draft choice.

S Tim Gray from Kansas City Chiefs for 1980 No. 9 draft choice.

S Tony Dungy from Pittsburgh Steelers for 1980 No. 10 draft choice.

CB Charles Cornelius from Miami Dolphins for 1980 No. 11 draft choice.

RB Lenvil Elliott from Cincinnati Bengals for the first right to waived players.

1980

DB Scott Perry from Cincinnati Bengals for 1981 No. 9 draft choice.

DB Ray Rhodes and **WR Jimmy Robinson** from New York Giants for **S Tony Dungy** and **FB Mike Hogan**.

TE Charle Young from Los Angeles Rams for 1980 No. 3 draft choice and 1983 unconditional No. 4 draft choice.

LB Thomas Henderson from Dallas Cowboys for 1981 No. 4 draft choice.

DT Jim Krah from Baltimore Colts for 1981 No. 10 draft choice.

1981

QB Guy Benjamin from New Orleans Saints for 1982 No. 6 draft choice.

G/T Dan Audick from San Diego Chargers for 1982 No. 3 draft choice.

FB Johnny Davis from Tampa Bay Buccaneers for **RB/WR James Owens**.

RB Amos Lawrence from San Diego Chargers for 1984 No. 4 draft choice.

DE Fred Dean from San Diego Chargers 1983 No. 2 draft choice and option to exchange 1983 No. 1 draft choices.

1982

TE Russ Francis from New England Patriots for 1982 No. 1 & No. 4 draft choices.

LB Bob Horn from San Diego Chargers for 1983 No. 8 draft choice.

T Lindsey Mason from Los Angeles Raiders for 1983 Raiders' No. 5 draft choice acquired for **DE Cedrick Hardman** in 1980.

1983

RB Wendell Tyler from Los Angeles Rams for 1983 No. 2 draft choice and 1983 Broncos' No. 4 draft choice.

QB Matt Cavanaugh from New England Patriots for 1984 No. 7 draft choice.

P Tom Orosz from Miami Dolphins for 1984 Bears' No. 12 draft choice.

1984

DT Louie Kelcher from San Diego Chargers for 1984 No. 8 & No. 12 draft choices and 1985 conditional No. 9 draft choice.

DT Manu Tuiaosopo from Seattle Seahawks for 1984 Buccaneers' No. 4 draft choice and 1985 No. 10 49ers' draft choice.

CB Mario Clark from Buffalo Bills for 1985 No. 4 draft choice.

DT Gary Johnson from San Diego Chargers for 1986 No. 5 & No. 11 draft choices.

1985

1985 No. 1 draft choice (*WR Jerry Rice*) from New England Patriots for 1985 No. 1, 2, & 3 draft choices.

LB Fulton Kuykendall from Atlanta Falcons for **DE/DT Lawrence Pillers**.

C Jim Leonard from Tampa Bay Buccaneers for 1986 No. 12 draft choice.

CB Tory Nixon from Washington Redskins for 1986 No. 6 draft choice.



1986

QB Jeff Kemp from Los Angeles Rams for 1986 Lions' No. 3 draft choice.

RB Joe Cribbs from Buffalo Bills for 1987 No. 3 and 1988 No. 5 draft choices.

1986 No. 2 draft choice (*DE Larry Roberts*) from Detroit Lions for 1986 Bills' No. 2 draft choice. 1986 No. 3a draft choice (*FB Tom Rathman*) from Buffalo Bills for 1986 Cowboys' No. 1 draft choice and 1986 49ers' No. 10 draft choice.

1986 No. 3b draft choice (*CB Tim McKyer*) from Philadelphia Eagles for **QB Matt Cavanaugh**.

1986 No. 4a draft choice (*LB Charles Haley*) from Cleveland Browns for 1986 Lions' No. 3a draft choice.

1986 No. 4b draft choice (*T Steve Wallace*) from Washington Redskins for 1986 Lions' No. 3b draft choice.

1986 No. 6 draft choice (*FS Don Griffin*) from New York Jets for **T Billy Shields**.

1987

LB Keith Browner from Tampa Bay Buccaneers for 1988 No. 6 draft choice.

QB Steve Young from Tampa Bay Buccaneers for 1987 No. 2 & 4 draft choices.

1988

WR Wes Chandler from New Orleans Saints for **C Fred Quillan**.

1991

LB Tim Harris from Green Bay Packers for 1992 No. 2 draft choice and 1993 No. 2 draft choice.

1992

1993 No. 2 draft choice and 1994 No. 3 draft choice from Dallas Cowboys for **DE Charles Haley**.

1993

1993 No. 1 draft choice from Kansas City Chiefs for **QB Joe Montana** and **S David Whitmore**.

1993 No. 1 draft choice (*DE Dana Stubblefield*) from New Orleans Saints for 1993 Chiefs' No. 1 draft choice.

1994 No. 1 draft choice (choice trade to Rams for 1994 Falcons' No. 1 draft choice) from San Diego Chargers for 1993 Raiders' No. 2 draft choice.

1994 -

1994 No. 1a draft choice (*DT Bryant Young*) from Atlanta Falcons via Indianapolis Colts and Los Angeles Rams for 1994 Chargers' No. 1 draft choice, 1994 49ers' No. 2 draft choice, and 1994 Eagles' No. 3 draft choice.

1994 No. 1b draft choice (*FB William Floyd*) from Dallas Cowboys for 1994 No. 1 & 7 draft choices.

1995

1995 No. 1 draft choice (*WR J.J. Stokes*) from Cleveland Browns for 1995 No. 1 & No. 3 draft choices, 1995 Chiefs' No. 4 draft choice, and 1996 No. 1 draft choice.

CB Marquez Pope from St. Louis Rams 1995 No. 2 draft choice.

1996

RB Terry Kirby from Miami Dolphins for 1997 No. 4 draft choice.

1998

LB Anthony Peterson from Chicago Bears for 1998 No. 7 draft choice.

T Jamie Brown from Denver Broncos for 1999 No. 2 draft choice.

1998 No. 7 draft choice (*WR Ryan Thelwell*) from Atlanta Falcons for 1999 No. 6 draft choice.

1999

DE Roy Barker and **TE Irv Smith** to Cleveland Browns for past considerations.

QB Ty Detmer and 1999 No. 4 draft pick to Cleveland Browns for 1999 No. and No. 5 draft picks.

G Kevin Gogan to Miami Dolphins for 1999 No. 5 draft pick.

QB Jim Drunkenmiller to Miami Dolphins for 2000 No. 7 and 2001 No. 7.

CB Craig Newsome from Green Bay Packers for 2000 No. 5 draft choice.

1999 No. 1 draft choice (*DT Reggie McGrew*) from Miami Dolphins for 1999 No. 1 and No. 5 draft choices.

1999 No. 4a draft choice (*CB Anthony Parker*) from Cleveland Browns for **FB Marc Edwards**.

1999 No. 4b draft choice (*CB Pierson Prioleau*) and No. 6 draft choice (*WR Tai Streets*) from Indianapolis Colts for 1999 No. 4 draft choice.



2000

2000 No. 1 draft choice (3rd overall) to Washington Redskins for two 2000 No. 1 draft choices (12th 1a *Peterson* and 24th 1b *Plummer*) and No. 4 pick.

2000 No. 1 draft choice (12th overall) to New York Jets for No. 1 (16th overall) and No. 2 (48th overall) draft choices.

2000 No. 3 draft choice (*Jeff Ulbrich*) from Seattle for No. 4 and No. 7 draft choices.

2000 No. 4 draft choice (98th overall) to Green Bay for No. 4 (108) and No. 5 (132) draft choices.

2000 No. 5 draft choice (*John Miley*) from Chicago for No. 6 and No. 7 draft choices.

2000 No. 7 draft choice (*Tim Rattay*) from New England for 2001 No. 6 pick.

CB R.W. McQuarters for 2001 conditional draft pick.

2001

2001 No. 1 draft choice (9th overall), No. 3 draft choice (82) and No. 7 draft choice (222) to Seattle Seahawks for No. 1 (7) (*Andre Carter*) and No. 6 (191) (*Menson Holloway*).

2001 No. 2 draft choice (41), No. 3 draft choice (71) and No. 4 draft choice (105) to Green Bay Packers for No. 2 draft choice (47) (*Jamie Winborn*), No. 3 draft choices (80 & 82) (*Kevan Barlow*), No. 6 draft choice (179) (*Rashad Holman*) and No. 7 (222).



Jeremy Newberry was the 2000 recipient of the Bobb McKittrick award.



49ERS IN FREE AGENCY

PLAN B

(1989-92)

FREE AGENTS SIGNED

— 1989 —

| | PLAYER | TEAM | DATE |
|----|-----------------|-----------|---------|
| WR | Mike Sherrard | Dallas | 3-30-89 |
| G | Terry Tausch | Minnesota | 2-28-89 |
| RB | Spencer Tillman | Houston | 3-27-89 |
| TE | Jamie Williams | Houston | 3-14-89 |

— 1990 —

| | | | |
|----|--------------|-------------|---------|
| S | Greg Cox | N.Y. Giants | 3-29-90 |
| DT | Fred Smerlas | Buffalo | 3-28-90 |
| S | Dave Waymer | New Orleans | 2-20-90 |

— 1991 —

| | | | |
|----|---------------|--------------|---------|
| S | Todd Bowles | Washington | 4-1-91 |
| G | Roy Foster | Miami | 3-25-91 |
| LB | Darin Jordan | L.A. Raiders | 4-1-91 |
| S | Dave Whitmore | N.Y. Giants | 3-13-91 |

— 1992 —

| | | | |
|-----|---------------|-------------|---------|
| S | Thane Gash | Cleveland | 3-10-92 |
| RB | Marc Logan | Miami | 4-1-92 |
| C/G | Ralph Tamm | Cincinnati | 3-31-92 |
| WR | Odessa Turner | N.Y. Giants | 4-1-92 |

FREE AGENTS LOST

— 1989 —

| | PLAYER | TEAM | DATE |
|----|------------|-------------|---------|
| S | Greg Cox | N.Y. Giants | 3-16-89 |
| TE | Ron Heller | Atlanta | 3-8-89 |

— 1990 —

| | | | |
|----|-------------|---------|---------|
| WR | Terry Greer | Detroit | 3-31-90 |
|----|-------------|---------|---------|

— 1991 —

| | | | |
|----|-------------|--------------|---------|
| RB | Roger Craig | L.A. Raiders | 4-1-91 |
| S | Ronnie Lott | L.A. Raiders | 3-25-91 |
| LB | Matt Millen | Washington | 4-1-91 |

— 1992 —

| | | | |
|----|-----------------|--------------|---------|
| WR | Sanjay Beach | Green Bay | 3-31-92 |
| T | Scott Bowles | New England | 3-27-92 |
| WR | Tony Hargain | Kansas City | 4-1-92 |
| DE | Greg Joelson | San Diego | 3-31-92 |
| T | Frank Pollack | Denver | 3-20-92 |
| RB | Spencer Tillman | Houston | 4-1-92 |
| S | Dave Waymer | L.A. Raiders | 4-1-92 |

UNRESTRICTED FREE AGENCY

(1993-01)

FREE AGENTS SIGNED

— 1993 —

| | | | |
|---|--------------|---------|--------|
| S | Tim McDonald | Arizona | 4-7-93 |
|---|--------------|---------|--------|

— 1994 —

| | | | |
|----|----------------|-------------|---------|
| CB | Toi Cook | New Orleans | 8-22-94 |
| DE | Richard Dent | Chicago | 6-9-94 |
| LB | Rickey Jackson | New Orleans | 8-2-94 |
| DE | Charles Mann | Washington | 9-15-94 |
| WR | Ed McCaffrey | N.Y. Giants | 7-25-94 |
| LB | Ken Norton Jr. | Dallas | 4-20-94 |
| C | Bart Oates | N.Y. Giants | 7-15-94 |
| LB | Gary Plummer | San Diego | 3-24-94 |
| CB | Deion Sanders | Atlanta | 9-15-94 |

FREE AGENTS LOST

— 1993 —

| | | | |
|----|---------------|--------------|---------|
| DE | Tim Harris | Philadelphia | 4-21-93 |
| DE | Pierce Holt | Atlanta | 3-17-93 |
| WR | Mike Sherrard | N.Y. Giants | 4-2-93 |

— 1994 —

| | | | |
|----|----------------|--------------|---------|
| CB | Don Griffin | Cleveland | 4-19-94 |
| TE | Wesley Walls | New Orleans | 4-27-94 |
| TE | Jamie Williams | L.A. Raiders | 5-2-94 |



FREE AGENTS SIGNED

— 1995 —

| | | | |
|----|----------------|-----------|---------|
| DE | Oliver Barnett | Buffalo | 3-10-95 |
| CB | Marquez Pope | St. Louis | 4-10-95 |
| T | Kirk Scrafford | Denver | 3-22-95 |

— 1996 —

| | | | |
|------|----------------------|------------|---------|
| DE | Roy Barker | Minnesota | 2-28-96 |
| G | Ray Brown | Washington | 2-25-96 |
| S | Curtis Buckley (RFA) | Tampa Bay | 2-21-96 |
| TE | Adrian Cooper | Minnesota | 4-2-96 |
| DE | Chris Doleman | Atlanta | 3-14-96 |
| C/LB | Randy Kirk | Arizona | 3-25-96 |
| FB | Tommy Vardell | Baltimore | 3-20-96 |

— 1997 —

| | | | |
|----|--------------------|--------------|---------|
| G | Kevin Gogan | Oakland | 2-24-97 |
| LB | Kevin Greene | Carolina | 8-26-97 |
| RB | Garrison Hearst | Cincinnati | 3-7-97 |
| LB | Jim Schwantz (RFA) | Dallas | 4-14-97 |
| CB | Darnell Walker | Atlanta | 3-24-97 |
| CB | Rod Woodson | Pittsburgh | 7-17-97 |
| K | Gary Anderson | Philadelphia | 6-11-97 |

— 1998 —

| | | | |
|----|-----------------|--------------|---------|
| QB | Ty Detmer | Philadelphia | 3-12-98 |
| DT | Shane Bonham | Detroit | 4-21-98 |
| CB | Antonio Langham | Baltimore | 3-9-98 |
| LB | Winfred Tubbs | New Orleans | 2-18-98 |
| TE | Irv Smith | New Orleans | 2-26-98 |
| DE | Gabe Wilkins | Green Bay | 2-26-98 |

— 1999 —

| | | | |
|----|-------------------|---------------|---------|
| QB | Jeff Garcia | Calgary (CFL) | 2-16-99 |
| RB | Charlie Garner | Philadelphia | 7-19-99 |
| RB | Travis Jervey | Green Bay | 3-22-99 |
| DE | Marvin Washington | Denver | 4-1-99 |
| FB | Tommy Vardell | Detroit | 4-23-99 |
| CB | Mark McMillian | Kansas City | 6-8-99 |
| QB | Steve Stenstrom | Chicago | 7-1-99 |

— 2000 —

| | | | |
|----|-------------|-----------|---------|
| QB | Rick Mirer | N.Y. Jets | 6-13-00 |
| T | Matt Willig | St. Louis | 6-7-00 |

— 2001 —

| | | | |
|----|-------------------|------------|---------|
| LB | Derek Smith | Washington | 3-23-01 |
| DT | Dana Stubblefield | Washington | 4-25-01 |

FREE AGENTS LOST

— 1995 —

| | | | |
|----|---------------|--------------|---------|
| RB | Dexter Carter | N.Y. Jets | 3-1-95 |
| DT | Rhett Hall | Philadelphia | 3-9-95 |
| DE | Charles Mann | Washington | 5-24-95 |
| WR | Ed McCaffrey | Denver | 3-7-95 |
| QB | Bill Musgrave | Denver | 3-7-95 |
| CB | Deion Sanders | Dallas | 9-9-95 |
| RB | Ricky Walters | Philadelphia | 3-18-95 |

— 1996 —

| | | | |
|----|------------|----------|---------|
| CB | Toi Cook | Denver | 4-12-96 |
| CB | Eric Davis | Carolina | 2-19-96 |

— 1997 —

| | | | |
|----|------------------|--------------|---------|
| QB | Elvis Grbac | Kansas City | 3-17-97 |
| CB | Steve Israel | New England | 3-24-97 |
| RB | Anthony Lynn | Denver | 2-25-97 |
| LB | Anthony Peterson | Chicago | 3-7-97 |
| WR | Nate Singleton | Philadelphia | 4-4-97 |
| K | Jeff Wilkins | St. Louis | 3-3-97 |

— 1998 —

| | | | |
|----|-------------------|-------------|---------|
| S | Brett Maxie | Carolina | 2-13-98 |
| FB | William Floyd | Carolina | 3-9-98 |
| WR | Justin Armour | Denver | 2-20-98 |
| G | Rod Milstead | Washington | 3-3-98 |
| K | Gary Anderson | Minnesota | 2-23-98 |
| DT | Dana Stubblefield | Washington | 2-23-98 |
| DE | Marvin Washington | Denver | 3-2-98 |
| LB | Kevin Mitchell | New Orleans | 2-20-98 |
| CB | Tyronne Drakeford | New Orleans | 2-20-98 |

— 1999 —

| | | | |
|----|--------------|-----------|--------|
| CB | Marquez Pope | Cleveland | 3-3-99 |
| RB | Terry Kirby | Cleveland | 3-5-99 |

— 2000 —

| | | | |
|----|------------------|-------------|---------|
| LB | Anthony Peterson | N.Y. Jets | 5-11-00 |
| LB | Reggie Givens | Washington | 4-13-00 |
| CB | Wasswa Serwanga | Kansas City | 4-21-00 |

— 2001 —

| | | | |
|----|------------------|--------------|---------|
| LB | Jason Kyle | Carolina | 3-6-01 |
| DE | Anthony Pleasant | New England | 3-22-01 |
| G | Phil Ostrowski | Denver | 4-6-01 |
| RB | Charlie Garner | Oakland | 4-16-01 |
| LB | Artie Ulmer | Atlanta | 4-16-01 |
| K | Wade Richey | San Diego | 4-18-01 |
| DT | Brentson Buckner | Carolina | 4-21-01 |
| CB | Monty Montgomery | Philadelphia | 5-15-01 |



PRO BOWL 49ERS

1950 (Jan. 14, '51)

Frank Albert, QB
Visco Grgich, G
Leo Nomellini, T
Norm Standlee, FB
John Strzykalski, HB

1951 (Jan. 12, '52)

Jim Cason, HB
Ray Collins, T
Leo Nomellini, T
* Gordy Soltau, E

1952 (Jan. 10, '53)

Ed Henke, E
* Bill Johnson, C
Hugh McElhenny, HB
Leo Nomellini, T
Joe Perry, FB
Gordy Soltau, E

1953 (Jan. 17, '54)

* Bill Johnson, C
Hugh McElhenny, HB
Art Milchalik, G
* Leo Nomellini, T
* Joe Perry, FB
* Gordy Soltau, E
Y.A. Tittle, QB

1954 (Jan. 16, '55)

* Bruno Banducci, G
Al Carapella, T
Jim Cason, HB
* John Henry Johnson, HB
* Joe Perry, FB
* Y.A. Tittle, QB
*+ Billy Wilson, E

1955 (Jan. 15, '56)

Dick Moegle, HB
Bob Toneff, T
* Billy Wilson, E

1956 (Jan. 13, '57)

* Hugh McElhenny, HB
Leo Nomellini, T
* Bob St. Clair, T
* Billy Wilson, E

1957 (Jan. 12, '58)

Marv Matuszak, LB
*+ Hugh McElhenny, HB
Leo Nomellini, T
* Y.A. Tittle, QB
* Billy Wilson, E

1958 (Jan. 11, '59)

Hugh McElhenny, HB
Jerry Mertens, HB

Leo Nomellini, T
* Bob St. Clair, T
* Billy Wilson, E

1959 (Jan. 17, '60)

Dave Baker, HB
Leo Nomellini, T
* Bob St. Clair, T
* J.D. Smith, FB
Billy Wilson, E
Abe Woodson, DHB

1960 (Jan. 15, '61)

* Bruce Bosley, G
Charlie Krueger, DT
Leo Nomellini, T
* Bob St. Clair, T
Abe Woodson, DHB

1961 (Jan. 14, '62)

* Ted Connolly, G
* Eddie Dove, DHB
Leo Nomellini, T
* Bob St. Clair, T
* Abe Woodson, DHB

1962 (Jan. 13, '63)

Tommy Davis, K
Matt Hazeltine, LB
* J.D. Smith, FB
* Abe Woodson, DHB

1963 (Jan. 12, '64)

Tommy Davis, K
Abe Woodson, DHB

1964 (Jan. 10, '65)

Matt Hazeltine, LB
Charlie Krueger, DT
Dave Parks, E

1965 (Jan. 16, '66)

* Bruce Bosley, C
* John Brodie, QB
John David Crow, HB
* Dave Parks, E
* Walt Rock, T
* Ken Willard, FB

1966 (Jan. 22, '67)

Bruce Bosley, C
* Howard Mudd, G
* Dave Parks, E
Walt Rock, T
John Thomas, T
Dave Wilcox, LB
Ken Willard, FB

1967 (Jan. 21, '68)

Bruce Bosley, C
Howard Mudd, G

1968 (Jan. 19, '69)

* Kermit Alexander, CB
* Clifton McNeil, E
* Howard Mudd, G
Dave Wilcox, LB
* Ken Willard, FB

1969 (Jan. 18, '70)

Elmer Collett, G
Jimmy Johnson, CB
Gene Washington, WR
* Dave Wilcox, LB
Ken Willard, FB

1970 (Jan. 24, '71)

* John Brodie, QB
* Jimmy Johnson, CB
Len Rohde, T
* Gene Washington, WR
Dave Wilcox, LB

1971 (Jan. 23, '72)

* Forrest Blue, C
* Cedrick Hardman, DE
* Jimmy Johnson, CB
* Ted Kwalick, TE
Bruce Taylor, CB
* Gene Washington, WR
Vic Washington, RB
* Dave Wilcox, LB

1972 (Jan. 21, '73)

* Forrest Blue, C
* Jimmy Johnson, CB
* Ted Kwalick, TE
Woody Peoples, G
* Gene Washington, WR
* Dave Wilcox, LB

1973 (Jan. 20, '74)

* Forrest Blue, C
* Ted Kwalick, TE
Woody Peoples, G
* Dave Wilcox, LB
Tom Wittum, P

1974 (Jan. 20, '75)

Forrest Blue, C
Jimmy Johnson, CB
Tom Wittum, P

1975 (Jan. 26, '76)

* Cedrick Hardman, DE

1976 (Jan. 17, '77)

* Cleveland Elam, DT
* Tommy Hart, DE
Dave Washington, LB
Delvin Williams, RB

**1977 (Jan. 23, '78)**

* Cleveland Elam, DT

1978 (Jan. 29, '79)

None

1979 (Jan. 27, '80)

None

1980 (Feb. 1, '81)

None

1981 (Jan. 31, '82)

Dwight Clark, WR

* Randy Cross, G

Fred Dean, DE

Dwight Hicks, S

* Ronnie Lott, CB

* Joe Montana, QB

1982 (Feb. 6, '83)

* Dwight Clark, WR

* Randy Cross, G

Dwight Hicks, S

Ronnie Lott, CB

1983 (Jan. 29, '84)

Fred Dean, DE

Dwight Hicks, S

* Ronnie Lott, CB

Joe Montana, QB

49ers' Coaching Staff

1984 (Jan. 27, '85)

* Randy Cross, G

Keith Fahnhorst, T

* Dwight Hicks, S

Ronnie Lott, CB

* Joe Montana, QB

* Fred Quillan, C

Keena Turner, LB

Wendell Tyler, RB

Carlton Williamson, S

Eric Wright, CB

1985 (Feb. 2, '86)

Michael Carter, NT

* Roger Craig, FB

*# Joe Montana, QB

Fred Quillan, C

* Carlton, Williamson, S

*# Eric Wright, CB

1986 (Feb. 1, '87)

* Ronnie Lott, S

* Jerry Rice, WR

1987 (Feb. 7, '88)

* Michael Carter, NT

Roger Craig, RB

* Ronnie Lott, S

* Joe Montana, QB

* Jerry Rice, WR

1988 (Jan. 29, '89)

Michael Carter, NT

* Roger Craig, RB

Charles Haley, LB-DE

* Ronnie Lott, S

* Jerry Rice, WR

John Taylor, WR

1989 (Feb. 4, '90)

Roger Craig, RB

* Ronnie Lott, S

Guy McIntyre, G

* Joe Montana, QB

* Jerry Rice, WR

John Taylor, WR

1990 (Feb. 3, '91)

* Charles Haley, LB-DE

* Ronnie Lott, S

Guy McIntyre, G

*# Joe Montana, QB

* Jerry Rice, WR

49ers' Coaching Staff

1991 (Feb. 2, '92)

Charles Haley, LB-DE

* Guy McIntyre, G

* Jerry Rice, WR

1992 (Feb. 7, '93)

* Pierce Holt, DL

Brent Jones, TE

* Guy McIntyre, G

* Jerry Rice, WR

Steve Wallace, T

Ricky Watters, RB

* Steve Young, QB

49ers' Coaching Staff

1993 (Feb. 6, '94)

* Harris Barton, T

Brent Jones, TE

* Tim McDonald, SS

Guy McIntyre, G

* Jerry Rice, WR

Jesse Sapolu, C

Ricky Watters, RB

Steve Young, QB

49ers' Coaching Staff

1994 (Feb. 5, '95)

* Merton Hanks, FS

* Brent Jones, TE

Tim McDonald, SS

Bart Oates, C

* Jerry Rice, WR

* Deion Sanders, CB

Jesse Sapolu, G

Dana Stubblefield, DT

Ricky Watters, RB

* Steve Young, QB

1995 (Feb. 4, '96)

* Eric Davis, CB

* Merton Hanks, FS

Brent Jones, TE

Tim McDonald, SS

Ken Norton Jr., LB

Bart Oates, C

* Jerry Rice, WR

Dana Stubblefield, DT

* Lee Woodall, LB

Steve Young, QB

1996 (Feb. 2, '97)

* Merton Hanks, FS

* Jerry Rice, WR

* Bryant Young, DT

Steve Young, QB

1997 (Feb. 1, '98)

Chris Doleman, DE

Kevin Gogan, G

* Merton Hanks, FS

Ken Norton, Jr., LB

* Dana Stubblefield, DT

Lee Woodall, LB

Steve Young, QB

1998 (Feb. 7, 1999)

Garrison Hearst, RB

* Kevin Gogan, G

Jerry Rice, WR

* Steve Young, QB

Winfred Tubbs, LB

1999 (Feb. 6, 2000)

* Lance Schulters, S

Bryant Young, DT

2000 (Feb. 4, 2001)

Jeff Garcia, QB

Charlie Garner, RB

Terrell Owens, WR



ALL-PRO 49ERS

1946 — **Alyn Beals** E (First Team, UPI, AAFC), **Bruno Banducci** G (First Team, UPI, NYN, AAFC), **Frank Albert** QB (First Team, NYN), **Norm Standlee** F (Second Team, UPI, NYN, AAFC), **Garland Gregory** G (Second Team, NYN)

1947 — **Bruno Banducci** G (First Team, AP, NYN, CO, AAFC), **Bob Bryant** T (First Team, CB), **Alyn Beals** E (Second Team, CB, AAFC), **John Woudenberg** T (Second Team, AP, AAFC), **John Strzykalski** H (Second Team, AAFC), **Norm Standlee** F (Second Team, AAFC), **Garland Gregory** G (Second Team, CB)

1948 — **Alyn Beals** E (First Team, UPI, NYN, AAFC), **John Strzykalski** H (First Team, UPI, NYN, AAFC), **John Woudenberg** T (First Team, NYN), **Riley Matheson** G (Second Team, NYN, AAFC), **Frank Albert** QB (First Team, SN, SP, NYN), **Bruno Banducci** G (Honorable Mention, AP, SN)

1949 — **Alyn Beals** E (First Team, UPI, NYN, IN, AAFC) **Visco Grgich** G (First Team, UPI, NYN, AAFC), **Joe Perry** B (First Team, UPI, NYN, AAFC), **Frank Albert** QB (First Team, AAFC), **John Woudenberg** T (Honorable Mention, UPI), **Bruno Banducci** G (Honorable Mention, UPI), **Bill Johnson** C (Honorable Mention, UPI), **Jim Cason** H (First Team, IN), **Jim Strzykalski** H (Honorable Mention, UPI)

1950 — **John Strzykalski** H (Second Team, AP), **Visco Grgich** G (Honorable Mention, AP, UPI), **Frank Albert** QB (Honorable Mention, AP), **Joe Perry** F (Honorable Mention, AP)

1951 — **Leo Nomellini** T (First Team, AP) **Gordy Soltau** E (Second Team, UPI), **Bruno Banducci** G (Second Team, AP, UPI), **Joe Perry** F (Honorable Mention, AP)

1952 — *1 **Hugh McElhenny** HB (AP, UPI, NYN), **Leo Nomellini** T (First Team, AP, UPI, NYN), **Gordy Soltau** E (First Team, AP, UPI, NYN), **Bob Toneff** T (Second Team, AP, UPI, NYN), **Bruno Banducci** G (First Team, NYN), **Bill Johnson** C (Second Team, AP, NYN), **Joe Perry** RB (Honorable Mention, AP, UPI), **Ed Henke** DE (Second Team, UPI, NYN), **Visco Grgich** G (Honorable Mention, UPI), **Hardy Brown** LB (Second Team, NYN), **Lowell Wagner** DB (Second Team, NYN), **Jim Cason** DB (Honorable Mention, AP)

1953 — **Bruno Banducci** G (First Team, UPI), **Hugh McElhenny** HB (AP, UPI, NYN), **Leo Nomellini** DT (AP, UPI, NYN, PFD), **Joe Perry** FB (First Team, AP, UPI, NYN, PFD), **Gordy Soltau** E (Second Team, UPI), **Bob St. Clair** T (Second Team, UPI), **Bill Johnson** C (Second Team, UPI), **Y.A. Tittle** QB (Honorable Mention, AP), **Charlie Powell** DE (Honorable Mention), **Art Michalik** G (Second Team, NYN), **Hardy Brown** LB (Honorable Mention, AP, UPI)

1954 — **Bruno Banducci** G (First Team, AP, UPI, SN, NYN), **Leo Nomellini** DT (First Team, AP, UPI, NYN), **Joe Perry** FB (First Team, AP, UPI, SN, PFD), **Billy Wilson** E (Second Team, AP, UPI, NYN), **Bob St. Clair** T (Second Team, AP, UPI, NYN), **Bill Johnson** C (First Team, NYN), **Hugh McElhenny** RB (Second Team, AP, UPI, SN), **John Henry Johnson** RB (Second Team, UPI, NYN), **Bob Toneff** DT (Honorable Mention, UPI)

1955 — **Bob St. Clair** T (First Team, UPI, NEA), **Bob Toneff** DT (First Team, AP, SN, NYN), **Billy Wilson** E (First Team, UPI, NEA, SN, NYN), **Bill Johnson** C (Second Team, NEA), **Joe Perry** RB (Honorable Mention, AP), **Hardy Brown** LB (Honorable Mention, AP), **Rex Berry** DB (Second Team, NEA)

1956 — **Bob St. Clair** T (First Team, NEA), **Billy Wilson** E (Second Team, AP, UPI, NEA), **Hugh McElhenny** RB (Second Team, AP, UPI, NEA, NYN)

1957 — **Marv Matuszak** LB (First Team, AP, UPI, NEA), **Leo Nomellini** DT (First Team, AP, UPI), *2 **Y.A. Tittle** QB (First Team, AP, UPI, NYN), **Billy Wilson** E (First Team, AP, UPI, NEA, NYN), **Dickey Moegle** DB (First Team, NYN), **Clyde Conner** E (Second Team, NYN), **Hugh McElhenny** RB (Second Team, AP, NEA)

1958 — **Billy Wilson** E (Second Team, NEA, NYN, FW), **Bob St. Clair** T (Second Team, AP, NEA, FW), **Dickey Moegle** DB (Second Team, FW)

1959 — **Leo Nomellini** DT (First Team, AP, UPI, NEA, NYN, HE, DN), **J.D. Smith** RB (First Team, UPI, DN), **Abe Woodson** CB (First Team, AP, UPI), **Billy Wilson** E (Second Team, NEA), **Bob St. Clair** T (Honorable Mention, UPI), **Bruce Bosley** G (Second Team, AP), **Matt Hazeltine** LB (Honorable Mention, UPI), **Dave Baker** S (Honorable Mention, UPI), **Ed Dove** S (Honorable Mention, UPI)

1960 — **Abe Woodson** CB (First Team, AP, NYN), **R.C. Owens** E (Second Team, AP), **Bob St. Clair** T (First Team, NEA), **Bruce Bosley** G (Second Team, UPI, NEA, NYN), **Charlie**



Krueger DE (Second Team, AP), **Leo Nomellini** DT (Second Team, AP, NYN), **Matt Hazeltine** LB (Honorable Mention, UPI), **Dave Baker** S (Second Team, AP, UPI, NEA, NYN, DN)

1961 — **Abe Woodson** CB (First Team, NYN), **Bob St. Clair** T (Second Team, NEA), **Bruce Bosley** G (Second Team, NEA), **Leo Nomellini** DT (Second Team, NEA), **Ed Dove** S (Second Team, UPI), **Hugh McElhenny** RB (Honorable Mention, NEA), **J.D. Smith** RB (Honorable Mention, NEA), **Dave Baker** S (Honorable Mention, NEA)

1962 — **Abe Woodson** CB (First Team, NEA, FN), **Bob St. Clair** T (Second Team, AP), **Leo Nomellini** DT (Second Team, UPI), **Matt Hazeltine** LB (Second Team, AP, UPI, NEA), **J.D. Smith** RB (Honorable Mention, UPI)

1963 — **Abe Woodson** CB (First Team, NEA), **Bob St. Clair** T (Second Team, NEA), **Matt Hazeltine** LB (Honorable Mention, AP, NEA)

1964 — **Matt Hazeltine** LB (First Team, CBS), **Jimmy Johnson** CB (Second Team, NEA)

1965 — **Dave Parks** SE (AP, NEA, UPI, NYN, FN, DN), **John Brodie** QB (First Team, FN, NEA), **Bernie Casey** E (Honorable Mention, UPI), **Len Rohde** T (Honorable Mention, UPI), **John Thomas** T (Honorable Mention, UPI), **Ken Willard** RB (Second Team, AP, UPI, NEA), **Clark Miller** DE (Honorable Mention, UPI), **Charlie Krueger** DT (Second Team, AP), **Matt Hazeltine** LB (Honorable Mention, UPI), **Jimmy Johnson** CB (Second Team, AP, NEA)

1966 — **Dave Parks** SE (First Team, NEA, DN), **John Thomas** G (First Team, AP, NEA), **Bernie Casey** E (Honorable Mention, UPI), **Howard Mudd** G (Honorable Mention, UPI), **Bruce Bosley** C (Second Team, NYN, NEA), **Ken Willard** RB (Honorable Mention, UPI), **Charlie Krueger** DT (Honorable Mention, UPI), **Dave Wilcox** LB (Second Team, UPI, NEA), **Jimmy Johnson** CB (Second Team, AP, UPI)

1967 — **Howard Mudd** G (First Team, NEA), **Dave Wilcox** LB (First Team, NEA)

1968 — **Clifton McNeil** WR (First Team, AP, PWA, NEA, UPI, NYN, FN, DN), **Howard Mudd** G (AP, NEA, UPI, PF, NYN, FN, DN), **Cas Banaszek** T (Second Team, FN), **Ken Willard** RB (Second Team, UPI), **Kermit Alexander** CB (Second Team, UPI, NYN, FN), **Jimmy Johnson** CB (Second Team, NEA)

1969 — **Jimmy Johnson** CB (First Team, NEA), **Len Rohde** T (Second Team, NEA), **Dave Wilcox** LB (Second Team, UPI, NEA, SI)

1970 — *3 **John Brodie** QB (AP, NEA, PFWA, FN, PFW), **Jimmy Johnson** CB (AP, NEA, PFWA, SI, PFW), **Gene Washington** WR (AP, NEA, PFWA, FN, SI, PFW, DN), **Dave Wilcox** OLB (NEA)

1971 — **Forrest Blue** C (First Team, AP, PFWA, FN, SI), **Cedrick Hardman** DE (First Team, SI), **Jimmy Johnson** CB (First Team, AP, NEA, PFWA, FN, SI, DN), **Ted Kwalick** TE (Second Team, PFWA, NEA, FN), **Gene Washington** WR (Second Team, PFWA, NEA, FN), **Dave Wilcox** OLB (First Team, AP, NEA, PFWA), **Bruce Taylor** CB (Second Team, FN)

1972 — **Forrest Blue** C (First Team, AP, PFWA, FN, SI, DN), **Jimmy Johnson** CB (First Team, AP, NEA, PFWA, SI), **Ted Kwalick** TE (First Team, AP, NEA, FN, DZ), **Gene Washington** (First Team, AP, PFWA, DN), **Dave Wilcox** OLB (First Team, AP, NEA, PFWA, SI), **Cedrick Hardman** DE (Second Team, FN)

1973 — **Forrest Blue** C (First Team, AP, PFWA), **Dave Wilcox** OLB (First Team, NEA, PFWA, FN), **Ted Kwalick** TE (First Team, NYN)

1974 — **Forrest Blue** C (Second Team, FN)

1975 — **Cedrick Hardman** DE (Second Team, NEA)

1976 — **Tommy Hart** DE (First Team, NEA, PFWA, FN), **Cleveland Elam** DT (Second Team, NEA)

1977 — **Cleveland Elam** DT (First Team, AP, NEA, PFWA, SI, NYN, CPW)

1978 — None

1979 — None

1980 — **Randy Cross** G (Second Team, NEA)

1981 — **Randy Cross** G (First Team, NEA, PFWA, FD), *4 **Fred Dean** DE (First Team, AP, PFWA, SN, FD), **Dwight Hicks** S (First Team, FD), **Ronnie Lott** CB (AP, NEA, PFWA, SN, FD, SI), *5 **Joe Montana** QB (Second Team, AP, NEA, FD), **Jack Reynolds** LB (Second Team, FD), **Ray Wersching** K (Honorable Mention, SI)

1982 — *6 **Dwight Clark** WR (First Team, AP, NEA, PFWA, FW, FD, SI), **Keena Turner** LB (Second Team, NEA), **Ronnie Lott** CB (First Team, FD)

1983 — **Keith Fahnhorst** T (First Team, NEA, CPNW, SI, USA), **Ronnie Lott** CB (First



Team, PFWA, FD), **Joe Montana** QB (Second Team, NEA, CPNW), **Fred Dean** (First Team, FI), **Dwight Hicks** FS (Second Team, CPNW)

1984 — **Randy Cross** G (Second Team, AP, NEA, FD), **Keith Fahnhorst** T (First Team, AP, NEA, PFWA, CPNW, SI, USA), ***7 Joe Montana**, QB (Second Team, AP, NEA, CPNW, FD), **Eric Wright**, CB (Second Team, AP), **Fred Quinlan** C (Second Team, CPNW), **Ronnie Lott** CB (Second Team, FD), **Keena Turner** LB (Second Team, CPNW), **Dwight Hicks** FS (Second Team, CPNW)

1985 — **Michael Carter** NT (Second Team, AP, CPNW), **Roger Craig** FB (First Team, CPNW), **Randy Cross** G (First Team, NEA), **Keith Fahnhorst** T (Second Team, NEA), **Keena Turner** LB (Second Team, NEA), **Eric Wright** CB (First Team, AP, NEA, SN, CPNW, FD, SI), **Joe Montana** QB (Second Team, CPNW), **Carlton Williamson** SS (Second Team, CPNW)

1986 — **Michael Carter** NT (First Team, NEA, USA), **Randy Cross** G (Second Team, AP, NEA), **Ronnie Lott** S (First Team, AP, NEA, PFWA, CPNW, FD, FI, USA), ***8 Jerry Rice** WR (First Team, AP, NEA, PFWA, SN, CPNW, FD, SI, FI, USA)

1987 — **Michael Carter** NT (First Team, AP, NEA, PFWA, SN, CPNW, FD, FI), **Ronnie Lott** S (First Team, AP, PFWA, SN, CPNW, FD, USA), **Joe Montana** QB (First Team, AP, PFWA, FD, SI, FI, USA), ***9 Jerry Rice** WR (First Team, AP, NEA, PFWA, SN, CPNW, FD, SI, FI, USA), **Don Griffin** CB (First Team, CPNW), **Jeff Fuller** SS (Second Team, CPNW)

1988 — **Michael Carter** NT (First Team, NEA, CPNW), ***10 Roger Craig** RB (AP, PFWA, NEA, SN, CPNW, FD, SI, FI, USA), **Ronnie Lott** S (First Team, NEA), ***11 Jerry Rice** WR (First Team, AP, PFWA, SN, FD, USA), ***12 John Taylor** WR (First Team, AP, NEA, SN, CPNW, FI), **Harris Barton** T (Honorable Mention, AP), **Randy Cross** C (Honorable Mention, AP), **Joe Montana** QB (Honorable Mention, AP), **Charles Haley** OLB (First Team, FI), **Tim McKyer** CB (First Team, CPNW, USA)

1989 — **Mike Cofer** K (First Team, AP, NEA, CPNW, FD), **Ronnie Lott** S (First Team, AP, PFWA, SI, USA), ***13 Joe Montana** QB (First Team, AP, PFWA, NEA, SN, CPNW, SI, FD, FI, USA), **Jerry Rice** WR (First Team, AP, PFWA, NEA, SN, CPNW, SI, FD, FI, USA), **John Taylor** (Second Team, AP - Kick Returner), **Guy McIntyre** G (First Team, CPNW, FD), **Michael Walter** ILB (Second Team, NEA)

1990 — ***14 Charles Haley** LB-DE (First Team, AP, NEA, PFWA, SI, FD, FI, NA, USA), **Ronnie Lott** S (First Team, AP, NEA, PFWA, SI, FD, USA), ***15 Joe Montana** QB (First Team, AP, NEA), ***16 Jerry Rice** WR (First Team, AP, NEA, PFWA, CPNW, SI, SN, FD, FI, NA, USA), **Brent Jones** TE (Honorable Mention, AP), **Steve Wallace** T (Honorable Mention, AP), **Guy McIntyre** G (Second Team, CPNW), **Harris Barton** T (Second Team, NA), **Jesse Sapolu** C (Honorable Mention, AP), **Kevin Fagan** DE (First Team, NA), **Pierce Holt** DE (Second Team, NA), **Michael Carter** NT (Honorable Mention, AP), **Matt Millen** LB (Honorable Mention, AP)

1991 — **Jerry Rice** WR (First Team, SN), **Harris Barton** T (First Team, SI), **Steve Wallace** T (Second Team, CPNW), **Guy McIntyre** G (Honorable Mention, AP), **Michael Carter** NT (Honorable Mention, AP), **John Taylor** KR (Honorable Mention, AP)

1992 — **Harris Barton** T (First Team, AP, PFWA, SI, FD, USA), **Pierce Holt** DE (Second Team, NEA, AP), **Brent Jones** TE (First Team, NEA, CPNW), **Guy McIntyre** G (First Team, CPNW, FI, USA), **Jerry Rice** WR (First Team, AP, NEA, PFWA, CP, SI, SN, FD, FI, USA), **Steve Wallace** T (First Team, PFWA, CPNW), ***17 Steve Young** (First Team, AP, NEA, PFWA, CPNW, SI, SN, FD, FI), **Ricky Watters** RB (Honorable Mention, AP), **Michael Carter** DT (Honorable Mention, AP), **Jesse Sapolu** C (Honorable Mention, AP), **Roy Foster** G (First Team, USA), **George Seifert** Coach (Second Team, CPNW)

1993 — **Harris Barton** T (First Team, AP, PFWA, SN, CPNW, USA), **Brent Jones** TE (First Team, USA), **Tim McDonald** S (First Team, CPNW, FD), ***18 Jerry Rice** WR (First Team, AP, PFWA, SN, CPNW, SI, FD, FI, USA), **Steve Young** QB (First Team, AP, PFWA, CPNW, FD, FI), **Steve Wallace** T (First Team, FD), **Guy McIntyre** G (First Team, FD, FI), **Jesse Sapolu** C (Honorable Mention, AP), **Dana Stubblefield** DT (Honorable Mention, AP), **Merton Hanks** FS (First Team, SI)

1994 — **Merton Hanks** FS (First Team, SN, CPNW, USA, SI, FD, USA), **Brent Jones** TE (Second Team, AP), **Jerry Rice** WR (First Team, AP, PFWA, SN, CPNW, SI, FD, FI, USA), **Deion Sanders** CB (First Team, AP, PFWA, CPNW, SN, SI, FD, FI, USA), ***19 Steve Young** QB (First Team, AP, PFWA, SN, CPNW, SI, FD, FI, USA), **Dana Stubblefield** DT (First Team, FI, USA), **Ken Norton Jr.** MLB (Honorable Mention, AP), **Steve Wallace** T (Honorable Mention, AP), **Jesse Sapolu** G (Honorable Mention, AP), **Bart Oates** C (Honorable Mention, AP), **Tim McDonald** SS (Second Team, FD)



1995 — **Merton Hanks** FS (First Team, AP, PFWA, SN, CPNW, FD, FI, USA, SI), **Ken Norton Jr.** LB (First Team, AP, PFWA, CPNW, FD, FI), **Eric Davis** CB (First Team, AP, PFWA, CPNW), **Jerry Rice** WR (First Team, AP, PFWA, SN, CPNW, FD, FI, USA, SI), **Brent Jones** TE (Honorable Mention, AP), **Harris Barton** T (Honorable Mention, AP), **Jesse Sapolu** G (Honorable Mention, AP), **Tim McDonald** SS (Second Team, AP, CPNW, FD), **Kirk Scrafford** G (Honorable Mention, AP), **Bart Oates** C (Honorable Mention, AP), **Steve Young** QB (Second Team, AP), **Dana Stubblefield** DT (First Team, CPNW, FI), **Bryant Young** DT (Honorable Mention, AP), **Gary Plummer** LB (Honorable Mention, AP), **Lee Woodall** LB (Second Team, CPNW, FD)

1996 — **Jerry Rice** WR (First Team, AP, CPNW, PFWA, SN, FD, FI, USA), **Jesse Sapolu** C (Second Team, CPNW), **Roy Barker** DE (Honorable Mention, AP), **Bryant Young** DT (First Team, AP, PFWA, SN, CPNW, FD, SI, FI, USA), **Dana Stubblefield** DT (Second Team, CPNW), **Ken Norton Jr.** MLB (First Team, SI), **Marquez Pope** CB (Honorable Mention, AP), **Merton Hanks** FS (First Team, AP, USA, CPNW), **Tim McDonald** SS (Honorable Mention, AP), **Jeff Wilkins** K (Honorable Mention, AP)

1997 — ***20 Dana Stubblefield** DT (First Team, AP, SI, PFWA, PFW, FI, CPNW, SN, SI, FD), **Merton Hanks** FS (First Team, CPNW, FD), **Chris Doleman** DE (Second Team, CPNW), **Bryant Young** DT (Second Team, CPNW), **Steve Young** QB (Second Team, CPNW, FD), **Kevin Gogan** G (First Team, FI)

1998 — **Kevin Gogan** G (First Team, CPFW), **Merton Hanks** FS (First Team, USA), **Garrison Hearst** RB (Second Team, CPFW, FN), **Terrell Owens** WR (Second Team, FN), **Bryant Young** DT (First Team, SN), **Steve Young** QB (First Team, SN)

1999 — **Bryant Young** (Second Team, AP, CPFN, FD)

2000 — **Terrell Owens** WR (First Team, AP), **Ray Brown** G (Second Team, CPNW)

- *1 (1952) **McElhenny** was named UPI "Rookie of the Year" and Sport Magazine's "Player of the Year."
- *2 (1957) **Tittle** was named UPI's "Player of the Year."
- *3 (1970) **Brodie** was consensus NFL "Player of the Year" and consensus NFL "Offensive Player of the Year."
- *4 (1981) **Dean** was named NFLPA's NFL "Defensive Lineman of the Year."
- *5 (1981) **Montana** was named MVP of Super Bowl XVI.
- *6 (1982) **Clark** was named Sports Illustrated's NFL "Player of the Year."
- *7 (1984) **Montana** was named MVP of Super Bowl XIX.
- *8 (1986) **Rice** was named Sports Illustrated's NFL "Player of the Year." He was also named NFL "Offensive Player of the Year."
- *9 (1987) **Rice** was consensus NFL "Player of the Year" and consensus NFL "Offensive Player of the Year."
- *10 (1988) **Craig** was named UPI NFC "Offensive Player of the Year," AP's NFL "Offensive Player of the Year," and Sports Illustrated's NFL "Player of the Year."
- *11 (1988) **Rice** was named MVP of Super Bowl XXIII.
- *12 **Taylor** was named NFLPA's NFC "Special Teams Player of the Year."
- *13 (1989) **Montana** was named MVP of Super Bowl XXIV, consensus NFL "Player of the Year," and consensus NFL "Offensive Player of the Year."
- *14 (1990) **Haley** was named UPI NFC "Defensive Player of the Year."
- *15 (1990) **Montana** was named AP's NFL MVP, and Male Athlete of the Year. He was also named "Sportsman of the Year" by Sports Illustrated.
- *16 (1990) **Rice** was named Sports Illustrated's NFL "Player of the Year."
- *17 (1992) **Young** was consensus NFL "Player of the Year" and consensus NFL "Offensive Player of the Year."
- *18 (1993) **Rice** was AP's "Offensive Player of the Year" and NEA's "Offensive Player of the Year."
- *19 (1994) **Young** was consensus NFL "Player of the Year."
- *20 (1997) **Stubblefield** was NFL "Defensive Player of the Year."

AAFC - All-America Football Conference, AP - Associated Press, CBS - CBS-TV, CO - Coaches All Pro Team, CPNW - College and Pro Football Newsweekly, CPFN - College and Pro Football Weekly, DN - Detroit News, DP - Detroit Press, FD - Football Digest, FI - NFL Films, FN - Football News, FW - Pro News Football Weekly, HE - Hearst All-Pro, HF - Pro Football Hall of Fame, IN - International News Service, NA - The National, NEA - Newspaper Enterprise Association, NYN - New York News, PFD - Pro Football Digest, PFI - Pro Football Illustrated, PFW - Pro Football Weekly, PFWA - Pro Football Writers, SI - Sports Illustrated, SN - Sporting News, SP - Sport Magazine, UPI - United Press International, USA - USA Today



ALL-MADDEN

- 1984 — Eric Wright CB, Dwight Clark WR, Joe Montana QB
 1985 — Joe Montana QB, Michael Carter NT, Riki Ellison ILB, Roger Craig RB
 1986 — Jerry Rice WR, Ronnie Lott SS
 1987 — Jerry Rice WR, Joe Montana QB, Ronnie Lott SS, Jeff Fuller FS, Roger Craig RB
 1988 — Steve Wallace T, Jerry Rice WR, Joe Montana QB, Michael Carter DT, Charles Haley LB, Ronnie Lott SS, Jeff Fuller FS, Tim McKyer CB, Roger Craig RB, Tom Rathman FB
 1989 — Jerry Rice WR, Joe Montana QB, Charles Haley LB, Matt Millen ILB, Don Griffin CB, Chet Brooks S, Ronnie Lott SS, Roger Craig RB, Tom Rathman RB
 1990 — Bubba Paris T, Jerry Rice WR, Joe Montana QB, Pierce Holt DE, Michael Carter DT, Kevin Fagan DE, Ronnie Lott SS
 1991 — Jesse Sapolu C, Jerry Rice WR, John Taylor WR
 1992 — Steve Wallace T, Harris Barton T, Jerry Rice WR, Brent Jones TE, Steve Young QB, Pierce Holt DE, Ricky Watters RB, Tom Rathman RB
 1993 — Steve Wallace T, Harris Barton T, Jerry Rice WR, Steve Young QB, Bryant Young DT, Merton Hanks FS, George Seifert Coach
 1994 — Harris Barton T, Steve Wallace T, Jesse Sapolu G, Jerry Rice WR, Steve Young QB, Dana Stubblefield DT, Merton Hanks FS
 1995 — Harris Barton T, Jerry Rice WR, Steve Young QB, Dana Stubblefield DT, Merton Hanks FS
 1996 — Steve Young QB, Jerry Rice WR, Bryant Young DT, Dana Stubblefield DT, Marquez Pope CB
 1997 — Steve Young QB, Terrell Owens WR, Brent Jones TE, Kevin Gogan G, Bryant Young DT, Dana Stubblefield DT
 1998 — Steve Young QB, Terrell Owens WR, Jerry Rice WR, Kevin Gogan G, Garrison Hearst RB
 1999 — Bryant Young DT
 2000 — Bryant Young DT, Charlie Garner RB, Terrell Owens WR



Wide receiver Terrell Owens, who paced the 49ers receivers with 97 receptions for 1,451 yards in 2000, earned himself numerous accolades for his achievements, including being named to the 2000 All-Madden Team for the third time in his six-year career.





NFL AWARD WINNERS

NFL MOST VALUABLE PLAYER

- 1970 QB John Brodie (AP, NEA, Pro Football Guide, Sporting News, Pro Football Weekly, Football News, Kansas City Committee of 101)
- 1981 QB Joe Montana (New York Daily News)
- 1982 WR Dwight Clark (Sports Illustrated)
- 1984 QB Joe Montana (Football News)
- 1986 WR Jerry Rice (Sports Illustrated)
- 1987 WR Jerry Rice (PFWA, NEA, Sports Illustrated, Football News, Football Digest)
- 1988 RB Roger Craig (NEA, Sports Illustrated)
- 1989 QB Joe Montana (PFWA, AP, NEA, Football News, Sports Illustrated)
- 1990 QB Joe Montana (AP)
WR Jerry Rice (Sports Illustrated)
- 1992 QB Steve Young (PFWA, AP, NEA, Football Digest, Sports Illustrated)
- 1994 QB Steve Young (PFWA, AP, Sports Illustrated)

NFC MOST VALUABLE PLAYER

- 1989 QB Joe Montana (Football News)

NFL PLAYER OF THE YEAR

- 1952 HB Hugh McElhenny (Sport Magazine)
- 1954 FB Joe Perry (UPI)
- 1955 FB Joe Perry (UPI)
- 1957 QB Y.A. Tittle (UPI)
- 1970 QB John Brodie (AP, Football News)
- 1987 WR Jerry Rice (Maxwell Club, Sporting News)
- 1989 QB Joe Montana (Sporting News, Football Digest, Maxwell Club)
- 1990 WR Jerry Rice (Sporting News)
- 1992 QB Steve Young (Sporting News, Maxwell Club)
- 1994 QB Steve Young (Sporting News)

NFC PLAYER OF THE YEAR

- 1970 QB John Brodie (UPI)
- 1994 QB Steve Young (UPI)

NFL OFFENSIVE PLAYER OF THE YEAR

- 1970 QB John Brodie (NEA, Pro Football Weekly)
- 1986 WR Jerry Rice (Pro Football Weekly)
- 1987 WR Jerry Rice (AP, Pro Football Weekly, Football Digest)
- 1988 RB Roger Craig (AP)
- 1989 QB Joe Montana (AP, Pro Football Weekly)
- 1992 QB Steve Young (AP, Pro Football Weekly)
- 1993 WR Jerry Rice (AP)
- 1994 QB Steve Young (AP, Pro Football Weekly, College and Pro Football Newsweekly)

NFC OFFENSIVE PLAYER OF THE YEAR

- 1986 WR Jerry Rice (Kansas City Committee 101)
- 1987 WR Jerry Rice (UPI, Kansas City Committee 101)
- 1988 RB Roger Craig (UPI, Kansas City Committee 101)
- 1989 QB Joe Montana (UPI, Kansas City Committee 101)
- 1992 QB Steve Young (UPI, Football News, Kansas City Committee 101)
- 1994 QB Steve Young (Kansas City Committee 101)



NFL DEFENSIVE PLAYER OF THE YEAR

- 1981 DE Fred Dean (UPI, Kansas City Committee 101)
 1994 CB Deion Sanders (AP, College and Pro Football Newsweekly)
 1995 FS Merton Hanks (Football Digest)
 1997 DT Dana Stubblefield (AP, Pro Football Weekly, Football Digest, College and Pro Football Newsweekly, NEA, Kansas City Committee 101)

NFC DEFENSIVE PLAYER OF THE YEAR

- 1990 LB Charles Haley (UPI, Kansas City Committee 101)
 1994 CB Deion Sanders (Kansas City Committee 101)
 1997 DT Dana Stubblefield (Kansas City Committee 101)

NFL ROOKIE OF THE YEAR

- 1952 HB Hugh McElhenny (UPI)

NFL DEFENSIVE ROOKIE OF THE YEAR

- 1970 CB Bruce Taylor (Pro Football Weekly)
 1993 DT Dana Stubblefield (AP)
 1994 DT Bryant Young (UPI)

NFL MAN OF THE YEAR

- 1989 Edward J. DeBartolo Jr. (Football News)

COACH OF THE YEAR

- 1959 Howard (Red) Hickey (Detroit News)
 1981 Bill Walsh (AP, Sporting News, Pro Football Weekly)
 1989 George Seifert (Football Digest)
 1990 George Seifert (Sporting News)
 1994 George Seifert (Sporting News)

EXECUTIVE OF THE YEAR

- 1989 John McVay (Sporting News)
 1994 Carmen Policy (Sporting News, Pro Football Weekly)

SUPER BOWL MOST VALUABLE PLAYER

- 1982 QB Joe Montana (Super Bowl XVI)
 1985 QB Joe Montana (Super Bowl XIX)
 1989 WR Jerry Rice (Super Bowl XXIII)
 1990 QB Joe Montana (Super Bowl XXIV)
 1994 QB Steve Young (Super Bowl XXIX)

ED BLOCK COURAGE AWARD

- | | | |
|-----------------------|-----------------------|-------------------------|
| 1984 S Ronnie Lott | 1992 CB Eric Davis | 2000 RB Garrison Hearst |
| 1985 LB Keena Turner | 1993 CB Don Griffin | |
| 1986 QB Joe Montana | 1994 T Harris Barton | |
| 1987 WR Mike Wilson | 1995 DT Dennis Brown | |
| 1988 CB Eric Wright | 1996 FB William Floyd | |
| 1989 DB Chet Brooks | 1997 C Jesse Sapolu | |
| 1990 WR Mike Sherrard | 1998 WR Jerry Rice | |
| 1991 DB Dave Waymer | 1999 DT Bryant Young | |

NFL COMEBACK PLAYER OF THE YEAR

- 1999 DT Bryant Young (Associated Press)

NFL MOST IMPROVED PLAYER

- 2000 QB Jeff Garcia (Pro Football Weekly)

MOST CARING ATHLETE

- 2000 DT Bryant Young (USA Today)
 DT Junior Bryant (USA Today)



49ERS IN THE PRO FOOTBALL HALL OF FAME



Leo Nomellini

1969-DT Leo Nomellini (1950-63). Was the first-ever draft choice after the 49ers joined the NFL. Played every 49ers game for 14 seasons. Altogether he played in 174 consecutive regular season games, and counting ten trips to the Pro Bowl, Nomellini played in 266 contests. "The Lion" became one of the few to be named to an All-NFL team on both offense and defense. Retired at age 39. Played college ball at the University of Minnesota. Born June 19, 1924 in Lucca, Italy.



Joe Perry

1969-FB Joe Perry (1948-60, 63). First player in NFL history to gain 1,000 yards two consecutive seasons. His 9,723 rushing yards placed him second only to Jim Brown when he retired. Finished career with 12,505 combined yards. Nicknamed "The Jet" because of his quick starts. Also played for the Baltimore Colts (1961-62). Attended Compton Junior College. Born January 22, 1927 in Stevens, AR.

1970-HB Hugh McElhenny (1952-60). One of only three players to gain over 11,000 yards carrying the ball. Scored 60 career touchdowns, 38 rushing, including a 42-yard touchdown run on his first pro play in preseason. In 1952, McElhenny had the longest punt return (94) and longest play from scrimmage (89). Scored two touchdowns in first Pro Bowl after his rookie year. Also played for Minnesota Vikings (1961-62), New York Giants (1963), and Detroit Lions (1964). Played college football at University of Washington. Born December 31, 1928 in Los Angeles, CA.



Hugh McElhenny

1971-QB Y.A. Tittle (1951-60). Had 17 years of NFL experience, finishing his career with 33,070 passing yards and 281 touchdowns (39 rushing). Won NFL Most Valuable Player Award in 1961 and '63. Threw 33 touchdown passes and a career-high 3,224 yards in 1962. In '63 he threw 36 touchdowns, completing 60.2 percent of his passes. Also played for the Baltimore Colts (1948-50) and the New York Giants (1961-64). Played college ball at Louisiana State University. Born October 24, 1926 in Marshall, TX.



Y. A. Tittle

1987-FB John Henry Johnson (1954-56). Was a member of what's been noted as the finest backfield in NFL history. The foursome known as "The Million Dollar Backfield" and "The Fabulous Foursome" included three other Hall of Famers—QB Y.A. Tittle and RBs Joe Perry and Hugh McElhenny. Gained 6,803 yards rushing, including 48 touchdowns. Also played for the Detroit Lions (1957-59), Pittsburgh Steelers (1960-65), and Houston Oilers (1966). Attended St. Mary's College and Arizona State University. Born November 24, 1929 in Waterproof, LA.



Bob St. Clair

1990-T Bob St. Clair (1953-63). Exceptional offensive lineman. Also played goal-line defense and blocked 10 field goals in 1956. Once lost five teeth when blocking a punt. Earned All-NFL honors three times and made five Pro Bowl appearances. Attended University of San Francisco and Tulsa. Born February 18, 1931 in San Francisco, CA.



Bill Walsh

1993-Head Coach Bill Walsh (1979-88). Led "The Team of the '80s" to three Super Bowl titles (XVI, XIX, XXIII) in 10 years. Compiled a .617 winning percentage with a 102-63-1 mark that included 10 wins in 14 post-season games. Notorious for his reputation of being an outstanding offensive coach, Walsh developed what is now known as the "West Coast Offense." Named NFL Coach of the Year in 1981 and '84. Attended San Jose State. Born November 30, 1931 in Los Angeles, CA.



Jimmy Johnson

1994-CB Jimmy Johnson (1961-76). Starter on both offense and defense at UCLA. Began 49ers career as a defensive back, moved to offense, then stayed at DB in his third season. Intercepted 47 passes for 615 yards, including five INTs his rookie year. As a receiver in 1962, he caught 34 passes for 627 yards and four touchdowns. Recognized as one of the best man-to-man defenders in NFL history. Played in five Pro Bowls and twice won the prestigious Len Eshmont Award selected by his teammates for inspirational play. Born March 31, 1938 in Dallas, TX.



Joe Montana

2000-QB Joe Montana (1979-94). Solidified his place in professional sports annals with numerous NFL records and a legendary reputation as a leader. Finished his career with 40,551 yards passing and 273 touchdowns. Ranks second all time with a 92.3 career passer rating and 62.3 completion percentage. Led the league in passing in 1987 and 1989. Won back-to-back NFL MVP awards in 1989 and 1990. Named the *Sports Illustrated* Sportsman-of-the-Year in 1990. Named Super Bowl MVP an unprecedented three times. Directed his team to the playoffs 12 times and boasts a 95.3 passer rating in 23 postseason games. Holds NFL postseason records in completions (460), attempts (734), yards gained (5,772), touchdowns (45) and 300-yard passing games (6). Born June 11, 1956 in New Eagle, PA.



Ronnie Lott

2000-DB Ronnie Lott (1981-94). Known as one of the most ferocious and feared players in NFL history. Played in 10 Pro Bowls and won four Super Bowl Championships. Earned All-Pro honors at three different positions; cornerback, free safety and strong safety. Registered 1,161 career tackles, including five seasons with at least 100 tackles. Ranks fifth in NFL history with 63 interceptions. Led the league in interceptions in 1986 and 1991 and returned five interceptions for touchdowns. Holds the NFL record for postseason interceptions with nine. Named to the 75th Anniversary All-time team, 1980's All-Decade team and Super Bowl Silver Anniversary team as a cornerback. Born May 8, 1959 in Albuquerque, NM.



Dave Wilcox

2000-LB Dave Wilcox (1964-74). Nicknamed "The Intimidator" by coaches and teammates for his tough, hard-nosed playing style. Considered to be one of the finest outside linebackers to ever play the game. Earned seven Pro Bowl nominations and was a seven-time All-Pro selection. Was selected by his teammates as the Len Eshmont Award winner as the team's most inspirational and courageous player in 1967. Had his best season as a professional in 1973, recording 104 tackles, 13 for loss, two interceptions, four forced fumbles and one fumble recovery. Recovered 12 career fumbles for 48 yards and one touchdown. Born September 29, 1942 in Eugene, OR.



RETIRED JERSEY NUMBERS

12

QB John Brodie—Played for 49ers from 1957-73...Holds the team record with 17 years of service...Ranks second in team history with 31,548 passing yards and third with 214 touchdown passes...Guided the 49ers to back-to-back NFC Championship games in 1970 and 1971...Was named NFL Most Valuable Player in 1970...Had number retired in 1973.

16

QB Joe Montana—Played for the 49ers from 1979-92...Led San Francisco to four Super Bowl Championships (1981, 1984, 1988, 1989)...Holds team records with 35,124 passing yards and 244 touchdown passes...Selected to eight Pro Bowls, including seven with the 49ers...Named NFL Most Valuable Player four times (1981, 1984, 1989, 1990)...Super Bowl MVP three times (XVI, XIX, XXIV)...Registered 31 fourth quarter comebacks during his career...Had number retired in 1997...Inducted into Pro Football Hall of Fame in 2000.

34

RB Joe Perry—Played 14 years in two stints for 49ers from 1948-60 and 1963...Finished career as team's all-time leading rusher with 7,344 yards...Scored 351 points, including team record 50 rushing touchdowns, during career...Led team in rushing eight seasons, including seven consecutive (1949-55)...Named NFL Player-of-the-Year by UPI in 1954 and 1955...Had number retired in 1971...Inducted into Hall of Fame in 1969.

37

DB Jimmy Johnson—Played for 49ers from 1961-76...Holds team record with 212 games played during career...Finished with 47 interceptions to rank second in team history...Selected to five Pro Bowls and named Len Eshmont Award winner twice...Played wide receiver in second season before becoming full-time defensive back in 1963...Named first team All-Pro four times (1969, 1970, 1971, 1972)...Had number retired in 1977...Inducted into Hall of Fame in 1994.

39

RB Hugh McElhenny—Played for 49ers from 1952-60...Rushed for 4,288 yards on 877 carries and 35 touchdowns for San Francisco...Inducted into Pro Football Hall of Fame in 1970...Was named NFL Player-of-the-Year and NFL Rookie-of-the-Year in 1952...Selected to five Pro Bowls...Led team in rushing in 1956 and 1957...Had number retired in 1971.

70

DT Charlie Krueger—Played for 49ers from 1959-73...Two-time Pro Bowl defensive tackle (1960, 1964)...Received All-Pro recognition in 1960, 1965 and 1966...Had number retired in 1974.

73

T Leo Nomellini—Played for 49ers from 1950-63...Did not miss game during 14-year career, playing in 174 consecutive regular season games...Selected to 10 Pro Bowls...Was first-ever NFL draft choice by 49ers...Was first-team All-Pro six times and second-team choice three times...Inducted into Pro Football Hall of Fame in 1969...Had number retired in 1971.

87

WR Dwight Clark—Played for 49ers from 1979-87...Finished with 506 receptions for 6,750 yards and 48 touchdowns...Ranks third on 49ers all-time receptions list and second in receiving yards...Two-time Pro Bowler (1981, 1982) and first-team All-Pro in 1982 and 1983...Had number retired in 1988.



SAN FRANCISCO'S WINNING TRADITION

For two decades (1980-99), the San Francisco 49ers established itself as the NFL's most dominant franchise. The 49ers won more Super Bowls, posted more winning seasons, claimed more divisional titles and made more playoff appearances than any team in the league over that 20-year stretch.

Since the DeBartolo Corporation purchased the team in 1977, the 49ers made one of the most dramatic turnarounds in sports history, rebounding from back-to-back 2-14 seasons in 1978-79 to Super Bowl Champions in 1981. The 49ers unparalleled success continued into the '90s, winning their fifth Super Bowl in 1994, becoming the first team in NFL history to win five Super Bowl titles.

SINCE 1980:

WINNING SEASONS

| | |
|----|---------------|
| 17 | SAN FRANCISCO |
| 15 | Miami |
| 14 | Minnesota |
| 14 | Pittsburgh |
| 13 | Dallas |
| 13 | Denver |
| 13 | Washington |
| 12 | Buffalo |

PLAYOFF GAMES

| | |
|----|-----------------|
| 32 | SAN FRANCISCO |
| 26 | Dallas |
| 23 | Buffalo |
| 23 | Denver |
| 23 | Miami |
| 23 | Washington |
| 19 | New York Giants |
| 17 | Pittsburgh |

DIVISION TITLES

| | |
|----|-----------------|
| 13 | SAN FRANCISCO |
| 8 | Dallas |
| 7 | Buffalo |
| 7 | Denver |
| 7 | Miami |
| 6 | Chicago |
| 6 | Minnesota |
| 5 | New York Giants |
| 5 | Washington |

CONFERENCE CHAMPIONSHIP GAMES

| | |
|----|---------------|
| 10 | SAN FRANCISCO |
| 7 | Dallas |
| 6 | Denver |
| 5 | Buffalo |
| 5 | Washington |
| 4 | Miami |
| 4 | Oakland |
| 4 | Pittsburgh |
| 3 | Green Bay |

PLAYOFF APPEARANCES

| | |
|----|---------------|
| 16 | SAN FRANCISCO |
| 13 | Miami |
| 13 | Minnesota |
| 12 | Buffalo |
| 12 | Dallas |
| 11 | Denver |
| 10 | Pittsburgh |
| 10 | Tennessee |
| 9 | Washington |
| 8 | Chicago |

SUPER BOWL APPEARANCES

| | |
|---|-----------------|
| 6 | Denver |
| 5 | SAN FRANCISCO |
| 4 | Buffalo |
| 4 | Washington |
| 3 | Dallas |
| 3 | New York Giants |
| 2 | Cincinnati |
| 2 | Green Bay |
| 2 | Miami |
| 2 | Oakland |



49ERS STARTERS

Usual Starting Lineups—1950-2000

1950

Offense

| | | |
|-----|----|----------------------|
| LE | 51 | <i>Gordy Soltau</i> |
| | 52 | <i>Hal Shoener</i> |
| | 59 | Alex Loyd |
| LT | 41 | <i>Don Camporal</i> |
| | 40 | <i>Harley Dow</i> |
| LG | 37 | Homer Hobbs |
| | 42 | <i>Leo Nomellini</i> |
| C | 23 | Bill Johnson |
| RG | 33 | Bruno Banducci |
| | 31 | <i>Charles Shaw</i> |
| RT | 46 | Clay Matthews |
| | 43 | <i>Ray Collins</i> |
| RE | 53 | Alyn Beals |
| QB | 63 | Frank Albert |
| LHB | 83 | Sam Cathcart |
| | 93 | Jim Cason |
| | 82 | <i>Emil Sitko</i> |
| RHB | 91 | John Strzykalski |
| FB | 74 | Joe Perry |
| | 72 | Norm Standlee |

Defense

| | | |
|-----|----|----------------------|
| LE | 52 | Hal Shoener |
| LT | 42 | <i>Leo Nomellini</i> |
| MG | 34 | Visco Grgich |
| RT | 43 | <i>Ray Collins</i> |
| RE | 54 | Gail Bruce |
| LLB | 71 | Verl Lillywhite |
| MLB | 22 | Pete Wismann |
| RLB | 72 | Norm Standlee |
| | 73 | <i>Don Burke</i> |
| LW | 83 | Sam Cathcart |
| RW | 92 | Lowell Wagner |
| S | 62 | <i>Jim Powers</i> |

1951

Offense

| | | |
|-----|----|-----------------------|
| LE | 51 | Gordy Soltau |
| | 53 | Alyn Beals |
| LT | 43 | Ray Collins |
| | 42 | Leo Nomellini |
| LG | 37 | <i>Nick Fehel</i> |
| | 38 | Don Burke |
| C | 23 | Bill Johnson |
| RG | 33 | Bruno Banducci |
| RT | 42 | Leo Nomellini |
| | 43 | Ray Collins |
| RE | 58 | <i>Billy Wilson</i> |
| | 53 | Alyn Beals |
| QB | 63 | Frank Albert |
| | 64 | Y.A. Tittle |
| LHB | 81 | Verl Lillywhite |
| RHB | 91 | John Strzykalski |
| | 88 | <i>Pete Schabarum</i> |
| FB | 74 | Joe Perry |
| | 72 | Norm Standlee |

Defense

| | | |
|----|----|---------------------|
| LE | 47 | Ed Henke |
| LT | 43 | Ray Collins |
| | 42 | Leo Nomellini |
| MG | 34 | Visco Grgich |
| | 45 | <i>Al Carapella</i> |
| | 32 | <i>Bob Downs</i> |

| | | |
|-----|----|------------------|
| RT | 42 | Leo Nomellini |
| | 43 | Ray Collins |
| RE | 54 | Gail Bruce |
| LLB | 72 | Norm Standlee |
| | 62 | Jim Powers |
| MLB | 73 | Hardy Brown |
| RLB | 22 | Pete Wismann |
| | 81 | Verl Lillywhite |
| | 38 | Don Burke |
| LW | 62 | Jim Powers |
| | 83 | <i>Rev Berry</i> |
| RW | 92 | Lowell Wagner |
| S | 93 | Jim Cason |

1952

Offense

| | | |
|-----|----|-----------------------|
| LE | 82 | Gordy Soltau |
| | 85 | Bill Jessup |
| | 24 | J.R. Boone |
| LT | 62 | <i>Bob Toneff</i> |
| LG | 69 | <i>Jerry Smith</i> |
| | 67 | Nick Fehel |
| C | 53 | Bill Johnson |
| | 52 | Pete Wismann |
| RG | 63 | Bruno Banducci |
| RT | 73 | Leo Nomellini |
| RE | 84 | Billy Wilson |
| QB | 13 | Frank Albert |
| | 14 | Y.A. Tittle |
| LHB | 22 | Joe Arenas |
| | 24 | J.R. Boone |
| | 82 | Gordy Soltau |
| RHB | 39 | <i>Hugh McElhenny</i> |
| FB | 34 | Joe Perry |

Defense

| | | |
|-----|----|-----------------------|
| LE | 89 | Ed Henke |
| LT | 73 | Leo Nomellini |
| MG | 68 | Bob Momsen |
| | 64 | Visco Grgich |
| RT | 75 | Al Carapella |
| RE | 83 | <i>Pat O'Donahue</i> |
| | 87 | <i>Charlie Powell</i> |
| LLB | 15 | Jim Powers |
| MLB | 33 | Hardy Brown |
| RLB | 68 | Don Burke |
| LW | 23 | Rex Berry |
| RW | 42 | Lowell Wagner |
| S | 43 | Jim Cason |
| | 28 | Sam Cathcart |

1953

Offense

| | | |
|-----|----|-----------------------|
| LE | 82 | Gordy Soltau |
| LT | 64 | <i>Doug Hogland</i> |
| | 77 | <i>Hal Miller</i> |
| LG | 69 | Jerry Smith |
| C | 53 | Bill Johnson |
| RG | 63 | Bruno Banducci |
| RT | 79 | <i>Bob St. Clair</i> |
| RE | 84 | Billy Wilson |
| QB | 14 | Y.A. Tittle |
| | 15 | Jim Powers |
| LHB | 22 | Joe Arenas |
| RHB | 39 | <i>Hugh McElhenny</i> |
| FB | 34 | Joe Perry |

Defense

| | | |
|-----|----|----------------------|
| LE | 83 | Clay Matthews |
| | 87 | Charlie Powell |
| | 89 | <i>Bob Van Doren</i> |
| LT | 73 | Leo Nomellini |
| MG | 62 | <i>Art Michalik</i> |
| RT | 75 | Al Carapella |
| RE | 87 | Charlie Powell |
| | 89 | <i>Bob Van Doren</i> |
| LLB | 36 | <i>John Morton</i> |
| | 66 | Don Burke |
| MLB | 33 | Hardy Brown |
| RLB | 54 | <i>Jack Manley</i> |
| LH | 23 | Rex Berry |
| RH | 42 | Lowell Wagner |
| | 22 | Joe Arenas |
| S | 45 | <i>Fred Bruney</i> |
| | 15 | Jim Powers |

1954

Offense

| | | |
|-----|----|------------------------|
| LE | 82 | Gordy Soltau |
| | 85 | Bill Jessup |
| LT | 64 | Doug Hogland |
| LG | 67 | Nick Fehel |
| C | 53 | Bill Johnson |
| | 56 | Pete Brown |
| RG | 63 | Bruno Banducci |
| | 65 | <i>Ted Connolly</i> |
| RT | 79 | Bob St. Clair |
| RE | 84 | Billy Wilson |
| QB | 14 | Y.A. Tittle |
| | 43 | Jim Cason |
| LHB | 35 | <i>John H. Johnson</i> |
| | 22 | Joe Arenas |
| RHB | 39 | <i>Hugh McElhenny</i> |
| | 85 | Bill Jessup |
| FB | 34 | Joe Perry |

Defense

| | | |
|-----|----|--------------------------|
| LE | 83 | Clay Matthews |
| LT | 73 | Leo Nomellini |
| MG | 75 | Al Carapella |
| | 62 | Art Michalik |
| | 69 | Bob Hantla |
| RT | 76 | <i>Marion Campbell</i> |
| | 75 | Al Carapella |
| RE | 86 | <i>Jackson Brumfield</i> |
| LLB | 33 | Hardy Brown |
| | 48 | Billy Mixon |
| | 56 | Pete Brown |
| RLB | 74 | Bob Toneff |
| | 48 | Billy Mixon |
| | 66 | Don Burke |
| LW | 23 | Rex Berry |
| | 44 | <i>Pete Schabarum</i> |
| | 85 | Bill Jessup |
| RW | 22 | Joe Arenas |
| | 44 | <i>Pete Schabarum</i> |
| LS | 25 | John Williams |
| RS | 43 | Jim Cason |
| | 22 | Joe Arenas |



1955

Offense

- LE 82 Gordy Soltau/
27 Carroll Hardy
- LT 73 Leo Nomellini
- LG 64 Doug Hogland/
65 Eldred Kraemer
- C 53 Bill Johnson
- RG 68 Lou Palatella/
63 Ed Sharkey
- RT 79 Bob St.Clair
- RE 84 Billy Wilson
- QB 14 Y.A. Tittle
- LHB 22 Joe Arenas/
35 John H. Johnson/
47 Dicky Moegle/
39 Hugh McElhenny/
- RHB 39 Hugh McElhenny/
27 Carroll Hardy/
22 Joe Arenas
- FB 34 Joe Perry/
32 Lem Harkey

Defense

- LE 83 Clay Matthews
- LT 74 Bob Toneff/
75 Al Carapella
- MG 75 Al Carapella/
69 Bob Hantla/
86 Tom Stolhandske
- RT 76 Marion Campbell
- RE 87 Charlie Powell/
86 Tom Stolhandske
- LLB 55 Matt Hazeltine/
54 Ed Beatty/
33 Hardy Brown
- RLB 33 Hardy Brown/
69 Bob Hantla
- LW 40 George Maderos/
57 Paul Carr
- RW 35 John H. Johnson
49 Bob Luna/
35 John H. Johnson
- LS 23 Rex Berry
- RS 47 Dicky Moegle/
49 Bob Luna/
42 Ernie Smith

1956

Offense

- LE 82 Gordy Soltau/
86 Clyde Conner
- LT 78 Bob Cross/
75 Ed Henke
- LG 74 Bob Toneff/
64 Ed Sharkey/
64 Ted Connolly/
68 Lou Palatella
- C 53 Bill Johnson/
52 George Morris
- RG 75 Ed Henke/
74 Bob Toneff/
64 Ted Connolly/
68 Lou Palatella
- RT 79 Bob St.Clair
- RE 84 Billy Wilson
- QB 14 Y.A. Tittle/
11 Earl Morrall
- LHB 39 Hugh McElhenny/
47 Dicky Moegle

- RHB 22 Joe Arenas/
35 John H. Johnson/
85 Bill Jessup
- FB 34 Joe Perry/
35 John H. Johnson

Defense

- LE 77 Bruce Bosley
- LT 73 Leo Nomellini
- RT 72 Bill Herchman/
74 Bob Toneff
- RE 87 Charlie Powell/
75 Ed Henke
- LLB 50 Stan Sheriff/
64 Ed Sharkey/
50 Leo Rucka
- MLB 54 Ed Beatty/
76 John Gonzaga/
87 Charlie Powell/
65 Tony Sardisco
- RLB 55 Matt Hazeltine/
52 George Morris
- LW 40 George Maderos/
57 Paul Carr/
23 Rex Berry
- RW 57 Paul Carr/
42 Ernie Smith
- LS 23 Rex Berry/
27 Bob Holladay
- RS 47 Dicky Moegle/
45 Fred Bruney

1957

Offense

- LE 88 Clyde Conner/
82 Gordy Soltau/
39 Hugh McElhenny
- LT 78 Bob Cross
- LG 68 Lou Palatella/
77 Bruce Bosley
- C 53 Frank Morze
- RG 64 Ted Connolly/
68 Lou Palatella/
77 Bruce Bosley
- RT 79 Bob St.Clair/
70 Tom Dahms/
76 John Gonzaga
- RE 84 Billy Wilson/
82 Gordy Soltau
- QB 14 Y.A. Tittle/
12 John Brodie
- LHB 39 Hugh McElhenny/
34 Joe Perry
- RHB 27 R.C. Owens
- FB 32 Gene Babb/
34 Joe Perry/
35 Larry Barnes

Defense

- LE 75 Ed Henke
- LT 73 Leo Nomellini
- RT 72 Bill Herchman
- RE 74 Bob Toneff
- LLB 55 Matt Hazeltine/
54 Marv Matuszak/
50 Stan Sheriff
- MLB 54 Marv Matuszak/
52 Karl Rubke
- RLB 87 Charlie Powell/
55 Matt Hazeltine
- LW 24 J.D. Smith/
57 Paul Carr

- RW 20 Bill Stits
- LS 40 Bob Holladay/
42 Jim Ridlon
- RS 44 Val Joe Walker
- RS 47 Dicky Moegle/
44 Val Joe Walker

1958

Offense

- LE 88 Clyde Conner
- LT 78 Bob Cross/
76 John Gonzaga
- LG 77 Bruce Bosley/
68 Lou Palatella
- C 58 Walt Yowarsky/
53 Frank Morze/
52 Karl Rubke/
68 Lou Palatella
- RG 64 Ted Connolly/
66 John Wittenborn
- RT 79 Bob St.Clair
- RE 84 Billy Wilson/
82 Gordy Soltau/
87 Fred Dugan
- QB 12 John Brodie/
14 Y.A. Tittle
- LHB 39 Hugh McElhenny
- RHB 27 R.C. Owens
- FB 34 Joe Perry

Defense

- LE 75 Ed Henke
- LT 73 Leo Nomellini
- MG 52 Karl Rubke/
57 Dennis Morris
- RT 72 Bill Herchman
- RE 74 Bob Toneff
- LLB 54 Marv Matuszak/
50 Jerry Tubbs/
66 John Wittenborn
- RLB 55 Matt Hazeltine
- LH 80 Jerry Mertens
- RH 20 Bill Stits
- LS 42 Jim Ridlon/
29 Bill Atkins
- RS 29 Bill Atkins/
47 Dicky Moegle/
42 Jim Ridlon

1959

Offense

- LE 88 Clyde Conner/
87 Fred Dugan/
27 R.C. Owens/
47 Dicky Moegle
- LT 78 John Thomas/
76 John Gonzaga
- LG 77 Bruce Bosley/
66 John Wittenborn
- C 53 Frank Morze/
52 Karl Rubke
- RG 64 Ted Connolly
- RT 79 Bob St.Clair
- RE 84 Billy Wilson
- QB 14 Y.A. Tittle/
12 John Brodie
- LHB 24 J.D. Smith/
39 Hugh McElhenny

HISTORY



RHB 39 Hugh McElhenny/
27 R.C. Owens/
87 Fred Dugan/
24 J.D. Smith
FB 34 Joe Perry/
28 C.R. Roberts

Defense

LE 75 Ed Henke
LT 73 Leo Nomellini
RT 63 Monte Clark/
74 Henry Schmidt/
72 Bill Herehman
RE 70 Charlie Krueger
LLB 33 Clancy Osborne/
52 Karl Rubke
MLB 50 Jerry Tubbs
RLB 55 Matt Hazeltine/
LH 80 Jerry Mertens
RH 40 Abe Woodson
LS 25 Dave Baker
RS 44 Eddie Dove

1960**Offense**

LE 88 Clyde Conner
LT 78 John Thomas/
63 Monte Clark
LG 77 Bruce Bosley
C 53 Frank Morze/
52 Karl Rubke
RG 62 Mike Magac/
64 Ted Connolly
RT 79 Bob St.Clair/
76 Len Rohde
RE 85 Monty Stickle/
87 Dee Mackey
QB 12 John Brodie/
14 Y.A. Tittle
LHB 39 Hugh McElhenny/
24 J.D. Smith
RHB 27 R.C. Owens/
29 Hugh McElhenny
FB 24 J.D. Smith/
28 C.R. Roberts

Defense

LE 86 Dan Colchico/
63 Monte Clark
LT 73 Leo Nomellini/
74 Henry Schmidt
RT 63 Monte Clark/
53 Frank Morze
RE 70 Charlie Krueger
LLB 83 Gordon Kelley/
33 Clancy Osborne
MLB 54 Bob Harrison/
75 Ed Henke
RLB 55 Matt Hazeltine/
75 Ed Henke
LH 80 Jerry Mertens
RH 40 Abe Woodson
LS 25 Dave Baker/
42 Jim Ridlon
RS 44 Eddie Dove

1961**Offense**

LE 89 Aaron Thomas (6)/
88 Clyde Conner (5)
LT 78 John Thomas (14)
LG 77 Bruce Bosley (14)

C 53 Frank Morze (14)
RG 64 Ted Connolly (14)
RT 79 Bob St.Clair (12)/
76 Len Rohde (2)
RE 85 Monty Stickle (14)
QB 12 John Brodie (14)
LHB 24 J.D. Smith (12)/
40 Abe Woodson (2)
RHB 27 R.C. Owens (13)
FB 32 C.R. Roberts.(10)

Defense

LE 86 Dan Colchico (14)
LT 73 Leo Nomellini (14)
RT 63 Monte Clark (8)/
70 Charlie Krueger (5)
RE 70 Charlie Krueger (9)/
60 Roland Lakes (5)
LLB 83 Gordon Kelley (14)/
33 Clancy Osborne (5)
MLB 54 Bob Harrison (10)/
66 Carlton Kammerer (4)
4RLB 55 Matt Hazeltine (14)
LH 80 Jerry Mertens (10)
40 Abe Woodson (4)
RH 40 Abe Woodson (7)/
37 Jimmy Johnson (7)
LS 25 Dave Baker (14)
RS 44 Eddie Dove (14)

1962**Offense**

LE 88 Clyde Conner (9)/
85 Monty Stickle (5)
LT 60 Roland Lakes (8)/
78 John Thomas (6)
LG 62 Mike Magac (14)
C 77 Bruce Bosley (9)/
52 Karl Rubke (5)
RG 64 Ted Connolly (11)/
72 Leon Donohue (3)
RT 79 Bob St.Clair (7)/
76 Len Rohde (5)
RE 85 Monty Stickle (9)/
30 Bernie Casey (5)
QB 12 John Brodie (14)
LHB 17 Billy Kilmer (10)/
24 J.D. Smith (1)/
35 Bobby Gaiters (1)/
33 Jim Vollenweider (11)/
88 Clyde Conner (1)
RHB 37 Jimmy Johnson (7)/
30 Bernie Casey (6)
FB 24 J.D. Smith (13)

Defense

LE 86 Dan Colchico (14)
LT 73 Leo Nomellini (14)
RT 70 Charlie Krueger (13)
RE 74 Clark Miller (11)/
75 John Mellekus (1)
LLB 54 Ed Pine (12)
MLB 78 John Thomas (7)/
66 Carlton Kammerer (7)
RLB 55 Matt Hazeltine (14)
LH 80 Jerry Mertens (10)/
45 Elbert Kimbrough (3)
RH 40 Abe Woodson (14)
LS 45 Elbert Kimbrough (6)/
42 Jim Ridlon (6)/
80 Jerry Mertens (2)

RS 44 Eddie Dove (10)/
29 Dale Messer (4)

1963**Offense**

LE 88 Clyde Conner (9)/
37 Jimmy Johnson (2)/
30 Bernie Casey (2)
LT 76 Len Rohde (14)
LG 78 John Thomas (12)/
77 Bruce Bosley (2)
C 77 Bruce Bosley (7)/
52 Karl Rubke (7)
RG 72 Leon Donohue (14)
RT 79 Bob St.Clair (14)
RE 85 Monty Stickle (8)/
84 Gary Knafelc (6)
QB 17 Lamar McHan (7)/
12 John Brodie (3)/
11 Bobby Waters (2)
LHB 42 Don Lisbon (8)/
32 Lloyd Winston (3)
RHB 30 Bernie Casey (10)
FB 24 J.D. Smith (13)

Defense

LE 86 Dan Colchico (14)
LT 70 Charlie Krueger (7)/
73 Leo Nomellini (6)
RT 60 Roland Lakes (13)
RE 74 Clark Miller (14)
LLB 54 Ed Pine (14)
MLB 53 Mike Dowdle (13)
RLB 55 Matt Hazeltine (13)
LH 39 Kermit Alexander (11)
RH 40 Abe Woodson (13)
LS 45 Elbert Kimbrough (11)
RS 37 Jim Johnson (11)/
39 Kermit Alexander (3)

1964**Offense**

LE 81 Dave Parks (14)
LT 76 Len Rohde (14)
LG 78 John Thomas (14)
C 77 Bruce Bosley (14)
RG 72 Leon Donohue (14)
RT 67 Walter Rock (14)
RE 85 Monty Stickle (14)
QB 12 John Brodie (12)
LHB 30 Bernie Casey (7)/
42 Don Lisbon (4)/
17 Billy Kilmer (3)
RHB 30 Bernie Casey (6)/
43 Dave Kopay (5)/
42 Don Lisbon (2)
FB 38 Mike Lind (10)/
22 Gary Lewis (3)

Defense

LE 86 Dan Colchico (11)/
52 Karl Rubke (3)
LT 70 Charlie Krueger (14)
RT 60 Roland Lakes (14)
RE 74 Clark Miller (12)
LLB 64 Dave Wilcox (9)/
54 Ed Pine (4)
MLB 53 Mike Dowdle (14)
RLB 55 Matt Hazeltine (14)
LH 37 Jim Johnson (14)
RH 40 Abe Woodson (7)/
48 Ben Scotti (7)



LS 45 Elbert Kimbrough (13)/
39 Kermit Alexander (1)
RS 39 Kermit Alexander (12)

1965

Offense

LE 81 Dave Parks (14)
LT 76 Len Rohde (14)
LG 78 John Thomas (14)
C 77 Bruce Bosley (14)
RG 68 Howard Mudd (14)
RT 67 Walter Rock (14)
RE 85 Monty Stickles (14)
QB 12 John Brodie (13)
LHB 44 John David Crow (13)
RHB 30 Bernie Casey (14)
FB 40 Ken Willard (14)

Defense

LE 52 Karl Rubke (11)
LT 70 Charlie Krueger (14)
RT 60 Roland Lakes (13)
RE 74 Clark Miller (14)
LLB 64 Dave Wilcox (14)
MLB 53 Mike Dowdle (11)/
50 Ed Beard (3)
RLB 55 Matt Hazeltine (8)/
58 Jack Chapple (6)
LH 37 Jim Johnson (14)
RH 80 Jerry Mertens (13)/
39 Kermit Alexander (1)
LS 45 Elbert Kimbrough (14)
RS 39 Kermit Alexander (9)/
20 George Donnelly (5)

1966

Offense

LE 81 Dave Parks (14)
LT 76 Len Rohde (14)
LG 78 John Thomas (14)
C 77 Bruce Bosley (14)
RG 68 Howard Mudd (14)
RT 67 Walter Rock (14)
RE 85 Monty Stickles (14)
QB 12 John Brodie (13)
HB 44 John David Crow (14)
FB 40 Ken Willard (14)
FL 30 Bernie Casey (13)

Defense

LE 75 Jim Norton (11)/
80 Stan Hindman (3)
LT 70 Charlie Krueger (14)
RT 60 Roland Lakes (14)
RE 74 Clark Miller (14)
LLB 64 Dave Wilcox (14)
MLB 50 Ed Beard (14)
RLB 55 Matt Hazeltine (12)
LH 37 Jim Johnson (14)
RH 39 Kermit Alexander (14)
LS 45 Elbert Kimbrough (13)
RS 20 George Donnelly (6)/
27 Alvin Randolph (5)

1967

Offense

LE 81 Dave Parks (9)/
83 Sonny Randle (5)
LT 76 Len Rohde (14)
LG 66 Elmer Collett (9)/
78 John Thomas (5)
C 77 Bruce Bosley (14)

RG 68 Howard Mudd (14)
RT 67 Walter Rock (14)
RE 85 Monty Stickles (8)/
89 Bob Windsor (6)
QB 12 John Brodie (10)/
11 Steve Spurrier (2)/
10 George Mira (2)
HB 44 John David Crow (14)
FB 40 Ken Willard (14)
FL 88 Dick Witcher (9)/
83 Sonny Randle (5)

Defense

LE 80 Stan Hindman (13)
LT 70 Charlie Krueger (14)
RT 60 Roland Lakes (13)
RE 74 Clark Miller (13)
LLB 64 Dave Wilcox (14)
MLB 50 Ed Beard (14)
RLB 55 Matt Hazeltine (12)
LH 37 Jim Johnson (11)
RH 39 Kermit Alexander (13)
LS 45 Elbert Kimbrough (13)
RS 35 Goose Gonsoulin (7)/
20 George Donnelly (6)

1968

Offense

LE 88 Dick Witcher (14)
LT 76 Len Rohde (14)
LG 66 Elmer Collett (14)
C 77 Bruce Bosley (14)
RG 68 Howard Mudd (14)
RT 79 Cas Banaszek (14)
RE 44 John David Crow (14)
QB 12 John Brodie (14)
RB 40 Ken Willard (14)
RB 22 Gary Lewis (14)
FL 85 Clifton McNeil (14)

Defense

LE 80 Stan Hindman (14)
LT 70 Charlie Krueger (14)
RT 60 Roland Lakes (14)
RE 74 Clark Miller (14)
LLB 64 Dave Wilcox (14)
MLB 50 Ed Beard (14)
RLB 55 Matt Hazeltine (14)
LH 37 Jim Johnson (14)
RH 39 Kermit Alexander (14)
LS 27 Alvin Randolph (14)
RS 30 Johnny Fuller (10)/
32 Mel Phillips (3)

1969

Offense

LE 18 Gene Washington (14)
LT 76 Len Rohde (14)
LG 66 Elmer Collett (14)
C 75 Forrest Blue (14)
RG 69 Woody Peoples (14)
RT 79 Cas Banaszek (14)
RE 89 Bob Windsor (14)
QB 11 Steve Spurrier (8)/
12 John Brodie (6)
RB 40 Ken Willard (13)
RB 42 Doug Cunningham (13)
FL 88 Dick Witcher (7)/
85 Clifton McNeil (7)

Defense

LE 80 Stan Hindman (10)/
74 Earl Edwards (4)

LT 70 Charlie Krueger (14)
RT 60 Roland Lakes (14)
RE 72 Bill Belk (12)
LLB 64 Dave Wilcox (14)
MLB 57 Frank Nunley (10)/
50 Ed Beard (4)
RLB 52 Skip Vanderbunt (12)
LH 37 Jim Johnson (14)
RH 39 Kermit Alexander (12)
LS 27 Alvin Randolph (11)
RS 32 Mel Phillips (9)/
25 Roosevelt Taylor (5)

1970

Offense

WR 88 Dick Witcher (10)/
85 Preston Riley (4)
LT 76 Len Rohde (14)
LG 65 Randy Beisler (12)
C 75 Forrest Blue (14)
RG 69 Woody Peoples (14)
RT 79 Cas Banaszek (12)
TE 89 Bob Windsor (14)
WR 18 Gene Washington (13)
QB 12 John Brodie (14)
RB 40 Ken Willard (14)
RB 42 Doug Cunningham (12)

Defense

LE 53 Tommy Hart (14)
LT 70 Charlie Krueger (14)
RT 60 Roland Lakes (14)
RE 72 Bill Belk (10)/
86 Cedrick Hardman (4)
LLB 64 Dave Wilcox (14)
MLB 57 Frank Nunley (14)
RLB 52 Skip Vanderbunt (12)
LCB 37 Jim Johnson (14)
RCB 44 Bruce Taylor (13)
LS 32 Mel Phillips (14)
RS 43 Windlan Hall (14)

1971

Offense

WR 88 Dick Witcher (14)
LT 76 Len Rohde (14)
LG 65 Randy Beisler (14)
C 75 Forrest Blue (14)
RG 69 Woody Peoples (14)
RT 79 Cas Banaszek (14)
TE 82 Ted Kwaliak (14)
WR 18 Gene Washington (14)
QB 12 John Brodie (14)
RB 40 Ken Willard (14)
RB 22 Vic Washington (13)

Defense

LE 53 Tommy Hart (14)
LT 70 Charlie Krueger (10)/
80 Stan Hindman (4)
RT 74 Earl Edwards (14)
RE 86 Cedrick Hardman (13)
LLB 64 Dave Wilcox (14)
MLB 57 Frank Nunley (14)
RLB 52 Skip Vanderbunt (14)
LCB 37 Jim Johnson (14)
RCB 44 Bruce Taylor (14)
LS 32 Mel Phillips (11)/
23 Johnny Fuller (3)
RS 25 Roosevelt Taylor (11)



1972

Offense

| | | |
|----|----|----------------------|
| WR | 18 | Gene Washington (14) |
| LT | 76 | Len Rohde (14) |
| LG | 65 | Randy Beisler (14) |
| C | 75 | Forrest Blue (14) |
| RG | 69 | Woody Peoples (14) |
| RT | 79 | Cas Banaszek (13) |
| TE | 82 | Ted Kwafick (14) |
| WR | 85 | Preston Riley (9)/ |
| | 88 | Dick Witcher (5) |
| QB | 11 | Steve Spurrier (11)/ |
| | 12 | John Brodie (3) |
| RB | 22 | Vic Washington (13) |
| RB | 40 | Ken Willard (11)/ |
| | 35 | Larry Schreiber (3) |

Defense

| | | |
|-----|----|----------------------|
| LE | 53 | Tommy Hart (14) |
| LT | 70 | Charlie Krueger (14) |
| RT | 74 | Earl Edwards (12) |
| RE | 86 | Cedrick Hardman (12) |
| LLB | 64 | Dave Wilcox (14) |
| MLB | 57 | Frank Nunley (9)/ |
| | 50 | Ed Beard (5) |
| RLB | 52 | Skip Vanderbunt (14) |
| LCB | 37 | Jim Johnson (14) |
| RCB | 44 | Bruce Taylor (14) |
| LS | 32 | Mel Phillips (14) |
| RS | 38 | Mike Simpson (9)/ |
| | 23 | Johnny Fuller (5) |

1973

Offense

| | | |
|----|----|----------------------|
| WR | 46 | Dan Abramowicz (11)/ |
| | 17 | John Isenbarger (3) |
| LT | 76 | Len Rohde (14) |
| LG | 67 | John Watson (7)/ |
| | 65 | Randy Beisler (7) |
| C | 75 | Forrest Blue (14) |
| RG | 69 | Woody Peoples (14) |
| RT | 79 | Cas Banaszek (9)/ |
| | 67 | John Watson (5) |
| TE | 82 | Ted Kwafick (14) |
| WR | 18 | Gene Washington (13) |
| QB | 12 | John Brodie (6)/ |
| | 11 | Steve Spurrier (5)/ |
| | 19 | Joe Reed (3) |
| RB | 22 | Vic Washington (13) |
| RB | 40 | Ken Willard (9)/ |
| | 35 | Larry Schreiber (4) |

Defense

| | | |
|-----|----|-----------------------|
| LE | 53 | Tommy Hart (14) |
| LT | 70 | Charlie Krueger (14) |
| RT | 56 | Bob Hoskins (13) |
| RE | 86 | Cedrick Hardman (11)/ |
| | 72 | Bill Belk (3) |
| LLB | 64 | Dave Wilcox (14) |
| MLB | 58 | Jim Sniadecki (11)/ |
| | 57 | Frank Nunley (3) |
| RLB | 59 | Willie Harper (11)/ |
| | 52 | Skip Vanderbunt (3) |
| LCB | 37 | Jim Johnson (13) |
| RCB | 44 | Bruce Taylor (11)/ |
| | 49 | Ralph McGill (3) |
| LS | 32 | Mel Phillips (14) |
| RS | 38 | Mike Simpson (7)/ |
| | 43 | Windlan Hall (5) |

1974

Offense

| | | |
|----|----|----------------------|
| WR | 18 | Gene Washington (14) |
| LT | 76 | Len Rohde (14) |
| LG | 67 | John Watson (12) |
| C | 75 | Forrest Blue (12) |
| RG | 69 | Woody Peoples (9)/ |
| | 65 | Randy Beisler (2)/ |
| | 77 | Jean Barrett (2) |
| RT | 79 | Cas Banaszek (14) |
| TE | 84 | Tom Mitchell (13) |
| WR | 46 | Dan Abramowicz (14) |
| QB | 14 | Tom Owen (7)/ |
| | 19 | Joe Reed (4)/ |
| | 10 | Dennis Morrison (2)/ |
| | 16 | Norm Snead (1) |
| RB | 40 | Wilbur Jackson (12) |
| RB | 35 | Larry Schreiber (13) |

Defense

| | | |
|-----|----|----------------------|
| LE | 53 | Tommy Hart (14) |
| LT | 72 | Bill Belk (13) |
| RT | 56 | Bob Hoskins (14) |
| RE | 86 | Cedrick Hardman (14) |
| LLB | 64 | Dave Wilcox (11)/ |
| | 52 | Skip Vanderbunt (3) |
| MLB | 57 | Frank Nunley (13) |
| RLB | 59 | Willie Harper (14) |
| LCB | 37 | Jim Johnson (13) |
| RCB | 44 | Bruce Taylor (8)/ |
| | 49 | Ralph McGill (6) |
| LS | 32 | Mel Phillips (6)/ |
| | 43 | Windlan Hall (6) |
| RS | 43 | Windlan Hall (6)/ |
| | 20 | Mike Holmes (6) |

1975

Offense

| | | |
|----|----|----------------------|
| WR | 18 | Gene Washington (14) |
| LT | 67 | John Watson (12) |
| LG | 68 | Bob Penchion (8)/ |
| | 77 | Jean Barrett (6) |
| C | 54 | Bill Reid (13) |
| RG | 69 | Woody Peoples (14) |
| RT | 79 | Cas Banaszek (14) |
| TE | 84 | Tom Mitchell (12) |
| WR | 88 | Terry Beasley (6)/ |
| | 20 | Mike Holmes (4)/ |
| | 22 | Bob Hayes (3) |
| QB | 11 | Steve Spurrier (7)/ |
| | 16 | Norm Snead (7) |
| RB | 24 | Delvin Williams (12) |
| RB | 35 | Larry Schreiber (14) |

Defense

| | | |
|-----|----|----------------------|
| LE | 53 | Tommy Hart (14) |
| LT | 60 | Bill Sandifer (12) |
| RT | 56 | Bob Hoskins (14) |
| RE | 86 | Cedrick Hardman (14) |
| LLB | 52 | Skip Vanderbunt (14) |
| MLB | 57 | Frank Nunley (14) |
| RLB | 50 | Dave Washington (14) |
| LCB | 37 | Jim Johnson (14) |
| RCB | 44 | Bruce Taylor (11) |
| LS | 32 | Mel Phillips (8)/ |
| | 43 | Windlan Hall (3) |
| RS | 49 | Ralph McGill (9)/ |
| | 43 | Windlan Hall (5) |

1976

Offense

| | | |
|----|----|----------------------|
| WR | 18 | Gene Washington (14) |
| LT | 77 | Jean Barrett (14) |
| LG | 65 | Steve Lawson (13) |
| C | 62 | Randy Cross (12)/ |
| | 67 | John Watson (4) |
| RG | 61 | Andy Maurer (8)/ |
| | 67 | John Watson (6) |
| RT | 79 | Cas Banaszek (8)/ |
| | 71 | Keith Fahnhorst (6) |
| TE | 84 | Tom Mitchell (14) |
| WR | 87 | Jim Lash (7)/ |
| | 81 | Willie McGee (6) |
| QB | 16 | Jim Plunkett (12) |
| RB | 24 | Delvin Williams (14) |
| RB | 40 | Wilbur Jackson (14) |

Defense

| | | |
|-----|----|----------------------|
| LE | 53 | Tommy Hart (14) |
| LT | 74 | Jimmy Webb (14) |
| RT | 72 | Cleveland Elam (14) |
| RE | 86 | Cedrick Hardman (11) |
| LLB | 52 | Skip Vanderbunt (14) |
| MLB | 57 | Frank Nunley (12) |
| RLB | 50 | Dave Washington (14) |
| LCB | 37 | Jim Johnson (13) |
| RCB | 44 | Bruce Taylor (13) |
| LS | 32 | Mel Phillips (13) |
| RS | 49 | Ralph McGill (10)/ |
| | 23 | Bruce Rhodes (3) |

1977

Offense

| | | |
|----|----|----------------------|
| WR | 18 | Gene Washington (14) |
| LT | 77 | Jean Barrett (14) |
| LG | 65 | Steve Lawson (13) |
| C | 51 | Randy Cross (14) |
| RG | 69 | Woody Peoples (14) |
| RT | 71 | Keith Fahnhorst (14) |
| TE | 84 | Tom Mitchell (13) |
| WR | 83 | Kenny Harrison (10) |
| QB | 16 | Jim Plunkett (14) |
| RB | 40 | Wilbur Jackson (14) |
| RB | 24 | Delvin Williams (14) |

Defense

| | | |
|-----|----|-----------------------|
| LE | 53 | Tommy Hart (14) |
| LT | 74 | Jimmy Webb (13) |
| RT | 72 | Cleveland Elam (14) |
| RE | 86 | Cedrick Hardman (14) |
| LLB | 52 | Skip Vanderbunt (9)/ |
| | 59 | Willie Harper (5) |
| MLB | 55 | Bruce Elia (7)/ |
| | 52 | Skip Vanderbunt (5)/ |
| | 54 | Ed Bradley (2) |
| RLB | 50 | Dave Washington (10)/ |
| | 59 | Willie Harper (4) |
| LCB | 42 | Anthony Leonard (13) |
| RCB | 44 | Bruce Taylor (14) |
| LS | 32 | Mel Phillips (14) |
| RS | 49 | Ralph McGill (13) |

1978

Offense

| | | |
|----|----|---------------------|
| WR | 84 | Elmo Boyd (7)/ |
| | 83 | Kenny Harrison (6)/ |
| | 80 | Terry LeCount (3) |
| LT | 67 | Ron Singleton (8)/ |
| | 68 | John Ayers (8) |



| | | |
|----|----|----------------------|
| LG | 65 | Ernie Hughes (11)/ |
| | 68 | John Ayers (4) |
| C | 51 | Randy Cross (9)/ |
| | 56 | Fred Quillan (7) |
| RG | 62 | Walt Downing (14) |
| RT | 71 | Keith Fahnhorst (15) |
| TE | 81 | Ken MacAfee (13) |
| WR | 88 | Freddie Solomon (14) |
| QB | 17 | Steve DeBerg (11)/ |
| | 19 | Scott Ball (5) |
| RB | 32 | O.J. Simpson (10)/ |
| | 36 | Paul Hofer (6) |
| RB | 33 | Greg Boykin (8)/ |
| | 38 | Bob Ferrell (8) |

Defense

| | | |
|-----|----|-----------------------|
| LE | 78 | Archie Reese (12)/ |
| | 72 | Cleveland Elam (4) |
| LT | 74 | Jimmy Webb (16) |
| RT | 75 | Ed Galigher (15) |
| RE | 86 | Cedrick Hardman (16) |
| LLB | 50 | Joe Harris (16) |
| MLB | 57 | Dan Bunz (16) |
| RLB | 54 | Ed Bradley (15) |
| LCB | 42 | Anthony Leonard (10)/ |
| | 49 | Vern Roberson (4) |
| RCB | 22 | Eddie Lewis (16) |
| LS | 24 | Chuck Crist (9)/ |
| | 26 | Bob Jury (7) |
| RS | 49 | Vern Roberson (9)/ |
| | 24 | Chuck Crist (6) |

1979**Offense**

| | | |
|----|----|----------------------|
| WR | 88 | Freddie Solomon (8)/ |
| | 87 | Dwight Clark (4) |
| LT | 67 | Ron Singleton (15) |
| LG | 68 | John Ayers (16) |
| C | 56 | Fred Quillan (16) |
| RG | 51 | Randy Cross (16) |
| RT | 71 | Keith Fahnhorst (16) |
| TE | 81 | Ken MacAfee (12) |
| WR | 84 | Mike Shunamin (14) |
| QB | 17 | Steve DeBerg (15) |
| RB | 32 | O.J. Simpson (8)/ |
| | 36 | Paul Hofer (7) |
| RB | 40 | Wilbur Jackson (15) |

Defense

| | | |
|-----|----|------------------------|
| LE | 78 | Archie Reese (16) |
| LT | 75 | Ted Vincent (15) |
| RT | 74 | Jimmy Webb (15) |
| RE | 86 | Cedrick Hardman (11)/ |
| | 76 | Dwaine Board (5) |
| LLB | 55 | Scott Hilton (6)/ |
| | 52 | Jeff McIntyre (3)/ |
| | 54 | Bob Martin (2)/ |
| | 50 | Ron Shumon (2) |
| MLB | 57 | Dan Bunz (12) |
| RLB | 59 | Willie Harper (16) |
| LCB | 28 | Charles Cornelius (14) |
| RCB | 29 | Gerard Williams (14) |
| LS | 30 | Tim Gray (15) |
| RS | 27 | Tony Dungy (7)/ |
| | 46 | Melvin Morgan (5)/ |
| | 22 | Dwight Hicks (4) |

1980**Offense**

| | | |
|----|----|--------------------|
| WR | 87 | Dwight Clark (12) |
| LT | 67 | Ron Singleton (15) |
| LG | 68 | John Ayers (16) |

| | | |
|----|----|-----------------------|
| C | 56 | Fred Quillan (16) |
| RG | 51 | Randy Cross (16) |
| RT | 71 | Keith Fahnhorst (16) |
| TE | 86 | Charle Young (15) |
| WR | 88 | Freddie Solomon (12)/ |
| | 89 | James Owens (4) |
| QB | 17 | Steve DeBerg (9)/ |
| | 16 | Joe Montana (7) |
| RB | 36 | Paul Hofer (6)/ |
| | 47 | Don Woods (5)/ |
| | 35 | Lenvil Elliott (3) |
| RB | 49 | Earl Cooper (16) |

Defense**4 - 3 alignment—(Games 1 - 10, 13, 16)**

| | | |
|-----|----|------------------------|
| LE | 74 | Jimmy Webb (5)/ |
| | 79 | Jim Stuckey (5)/ |
| | 65 | Lawrence Pillers (2) |
| LT | 78 | Archie Reese (12) |
| RT | 75 | Ted Vincent (10)/ |
| | 65 | Lawrence Pillers (2) |
| RE | 74 | Jimmy Webb (6)/ |
| | 76 | Dwaine Board (3)/ |
| | 65 | Lawrence Pillers (2) |
| LLB | 59 | Willie Harper (9)/ |
| | 58 | Keena Turner (2) |
| MLB | 55 | Scott Hilton (6)/ |
| | 57 | Dan Bunz (6) |
| RLB | 52 | Bobby Leopold (12) |
| LCB | 46 | Melvin Morgan (5)/ |
| | 28 | Charles Cornelius (5)/ |
| | 29 | Gerard Williams (1)/ |
| | 26 | Ray Rhodes (1) |
| RCB | 44 | Charles Johnson (10)/ |
| | 26 | Ray Rhodes (2) |
| LS | 33 | Ricky Churchman (11)/ |
| | 26 | Ray Rhodes (1) |
| RS | 22 | Dwight Hicks (12) |

Defense***switched to 3 - 4 alignment—(Games 11, 12, 14, 15)**

| | | |
|------|----|-----------------------|
| LE | 79 | Jim Stuckey (4) |
| NT | 78 | Archie Reese (4) |
| RE | 65 | Lawrence Pillers (4) |
| LOLB | 59 | Willie Harper (2)/ |
| | 58 | Keena Turner (2) |
| LILB | 57 | Dan Bunz (4) |
| RILB | 50 | Terry Tautolo (3)/ |
| | 55 | Scott Hilton (1) |
| ROLB | 52 | Bobby Leopold (3)/ |
| | 50 | Terry Tautolo (1) |
| LCB | 26 | Ray Rhodes (3)/ |
| | 28 | Charles Cornelius (1) |
| RCB | 44 | Charles Johnson (4) |
| SS | 33 | Ricky Churchman (4) |
| FS | 22 | Dwight Hicks (4) |

1981**Offense**

| | | |
|----|----|----------------------|
| WR | 87 | Dwight Clark (16) |
| LT | 61 | Dan Audick (16) |
| LG | 68 | John Ayers (16) |
| C | 56 | Fred Quillan (16) |
| RG | 51 | Randy Cross (16) |
| RT | 71 | Keith Fahnhorst (16) |
| TE | 86 | Charle Young (16) |
| WR | 88 | Freddie Solomon (15) |
| QB | 16 | Joe Montana (16) |
| RB | 32 | Ricky Patton (16) |

| | | |
|----|----|-------------------|
| RB | 49 | Earl Cooper (11)/ |
| | 38 | Johnny Davis (4) |

Defense**3 - 4 alignment—(13 games)**

| | | |
|------|----|-------------------------|
| LE | 79 | Jim Stuckey (13) |
| NT | 78 | Archie Reese (13) |
| RE | 76 | Dwaine Board (11) |
| LOLB | 59 | Willie Harper (13) |
| LILB | 57 | Dan Bunz (8)/ |
| | 64 | Jack Reynolds (4) |
| RILB | 64 | Jack Reynolds (9)/ |
| | 54 | Craig Puki (4) |
| ROLB | 58 | Keena Turner (13) |
| LCB | 42 | Ronnie Lott (13) |
| RCB | 21 | Eric Wright (13) |
| LS | 27 | Carlton Williamson (13) |
| RS | 22 | Dwight Hicks (13) |

Defense**4 - 3 alignment—(Games 10, 11, 16)**

| | | |
|-----|----|------------------------|
| LE | 79 | Jim Stuckey (3) |
| LT | 78 | Archie Reese (3) |
| RT | 65 | Lawrence Pillers (2)/ |
| | 76 | Dwaine Board (1) |
| RE | 74 | Jimmy Webb (3) |
| LLB | 64 | Jack Reynolds (2)/ |
| | 59 | Willie Harper (1) |
| MLB | 54 | Craig Puki (1)/ |
| | 52 | Bobby Leopold (1)/ |
| | 64 | Jack Reynolds (1) |
| RLB | 58 | Keena Turner (1)/ |
| | 59 | Willie Harper (1) |
| | 52 | Bobby Leopold (1) |
| LCB | 42 | Ronnie Lott (3) |
| RCB | 21 | Eric Wright (3) |
| SS | 27 | Carlton Williamson (3) |
| FS | 22 | Dwight Hicks (3) |

1982**Offense**

| | | |
|----|----|---------------------|
| WR | 87 | Dwight Clark (8) |
| LT | 78 | Lindsey Mason (8) |
| LG | 68 | John Ayers (8) |
| C | 56 | Fred Quillan (9) |
| RG | 51 | Randy Cross (8) |
| RT | 71 | Keith Fahnhorst (9) |
| TE | 86 | Charle Young (8) |
| WR | 88 | Freddie Solomon (6) |
| QB | 16 | Joe Montana (8) |
| RB | 25 | Jeff Moore (4)/ |
| | 30 | Bill Ring (1) |
| RB | 49 | Earl Cooper (5)/ |
| | 30 | Bill Ring (2) |

Defense

| | | |
|------|----|-----------------------|
| LE | 79 | Jim Stuckey (7)/ |
| | 65 | Lawrence Pillers (2) |
| NT | 67 | Pete Kugler (4)/ |
| | 75 | John Harty (4)/ |
| | 65 | Lawrence Pillers (1) |
| RE | 75 | John Harty (3)/ |
| | 65 | Lawrence Pillers (2)/ |
| | 76 | Dwaine Board (1)/ |
| | 79 | Jim Stuckey (1)/ |
| | 67 | Pete Kugler (1)/ |
| | 72 | Jeff Stover (1) |
| LOLB | 59 | Willie Harper (5)/ |
| | 53 | Milt McColl (2) |
| LILB | 64 | Jack Reynolds (8) |



| | | |
|------|----|------------------------|
| RILB | 55 | Bob Horn (6)/ |
| | 57 | Dan Bonz (2)/ |
| | 64 | Jack Reynolds (1) |
| ROLB | 58 | Keena Turner (9) |
| LCB | 42 | Ronnie Lott (9) |
| RCB | 21 | Eric Wright (7) |
| SS | 27 | Carlton Williamson (8) |
| FS | 22 | Dwight Hicks (9) |

1983

Offense

| | | |
|----|----|----------------------|
| WR | 87 | Dwight Clark (12) |
| LT | 77 | Bubba Paris (16) |
| LG | 68 | John Ayers (16) |
| C | 56 | Fred Quillan (15) |
| RG | 51 | Randy Cross (15) |
| RT | 71 | Keith Fahnhorst (16) |
| TE | 81 | Russ Francis (14) |
| WR | 88 | Freddie Solomon (11) |
| QB | 16 | Joe Montana (16) |
| RB | 26 | Wendell Tyler (15) |
| RB | 33 | Roger Craig (12)/ |
| | 30 | Bill Ring (4) |

Defense

| | | |
|------|----|-------------------------|
| LE | 65 | Lawrence Pillers (13) |
| NT | 67 | Pete Kugler (16) |
| RE | 76 | Dwaine Board (13) |
| L0LB | 59 | Willie Harper (16) |
| LILB | 50 | Riki Ellison (14) |
| RILB | 64 | Jack Reynolds (13) |
| ROLB | 58 | Keena Turner (14) |
| LCB | 42 | Ronnie Lott (12) |
| RCB | 21 | Eric Wright (15) |
| SS | 27 | Carlton Williamson (8)/ |
| | 24 | Rick Gervais (5)/ |
| | 45 | Bobby Leopold (2) |
| FS | 22 | Dwight Hicks (15) |

1984

Offense

| | | |
|----|----|----------------------|
| WR | 87 | Dwight Clark (15) |
| LT | 77 | Bubba Paris (15) |
| LG | 68 | John Ayers (16) |
| C | 56 | Fred Quillan (16) |
| RG | 51 | Randy Cross (16) |
| RT | 71 | Keith Fahnhorst (15) |
| TE | 89 | Earl Cooper (8)/ |
| | 81 | Russ Francis (7) |
| WR | 88 | Freddie Solomon (13) |
| QB | 16 | Joe Montana (16) |
| RB | 26 | Wendell Tyler (15) |
| RB | 33 | Roger Craig (16) |

Defense

| | | |
|------|----|-------------------------|
| LE | 79 | Jim Stuckey (7)/ |
| | 65 | Lawrence Pillers (7) |
| NT | 78 | Manu Tuiaosopo (16) |
| RE | 76 | Dwaine Board (16) |
| L0LB | 57 | Dan Bunz (16) |
| LILB | 50 | Riki Ellison (16) |
| RILB | 64 | Jack Reynolds (14) |
| ROLB | 58 | Keena Turner (16) |
| LCB | 42 | Ronnie Lott (8)/ |
| | 29 | Mario Clark (6)/ |
| | 22 | Dwight Hicks (1)/ |
| | 49 | Jeff Fuller (1) |
| RCB | 21 | Eric Wright (14)/ |
| | 42 | Ronnie Lott (2) |
| SS | 27 | Carlton Williamson (15) |
| FS | 22 | Dwight Hicks (15)/ |
| | 42 | Ronnie Lott (1) |

1985

Offense

| | | |
|----|----|-----------------------|
| WR | 87 | Dwight Clark (14) |
| LT | 77 | Bubba Paris (16) |
| LG | 68 | John Ayers (16) |
| C | 56 | Fred Quillan (16) |
| RG | 51 | Randy Cross (14) |
| RT | 71 | Keith Fahnhorst (16) |
| TE | 81 | Russ Francis (15) |
| WR | 88 | Freddie Solomon (12)/ |
| | 80 | Jerry Rice (4) |
| QB | 16 | Joe Montana (15) |
| RB | 26 | Wendell Tyler (13) |
| RB | 33 | Roger Craig (15) |

Defense

| | | |
|------|----|-------------------------|
| LE | 72 | Jeff Stover (11)/ |
| | 75 | John Hartly (4) |
| NT | 95 | Michael Carter (9)/ |
| | 78 | Manu Tuiaosopo (7) |
| RE | 76 | Dwaine Board (16) |
| L0LB | 90 | Todd Shell (12)/ |
| | 53 | Milt McColl (4) |
| LILB | 50 | Riki Ellison (16) |
| RILB | 99 | Michael Walter (13) |
| ROLB | 58 | Keena Turner (16) |
| LCB | 42 | Ronnie Lott (10)/ |
| | 22 | Dwight Hicks (6) |
| RCB | 21 | Eric Wright (16) |
| SS | 27 | Carlton Williamson (16) |
| FS | 22 | Dwight Hicks (10)/ |
| | 42 | Ronnie Lott (6) |

1986

Offense

| | | |
|----|----|----------------------|
| WR | 87 | Dwight Clark (14) |
| LT | 77 | Bubba Paris (9)/ |
| | 69 | Bruce Collie (7) |
| LG | 68 | John Ayers (14) |
| C | 56 | Fred Quillan (16) |
| RG | 51 | Randy Cross (16) |
| RT | 71 | Keith Fahnhorst (16) |
| TE | 81 | Russ Francis (14) |
| WR | 80 | Jerry Rice (15) |
| QB | 16 | Joe Montana (8)/ |
| | 9 | Jeff Kemp (6) |
| RB | 28 | Joe Cribbs (10) |
| RB | 33 | Roger Craig (15) |

Defense

| | | |
|------|----|-------------------------|
| LE | 72 | Jeff Stover (6)/ |
| | 75 | John Hartly (5)/ |
| NT | 95 | Michael Carter (3)/ |
| | 78 | Manu Tuiaosopo (3) |
| RE | 76 | Dwaine Board (12) |
| L0LB | 53 | Milt McColl (16) |
| LILB | 50 | Riki Ellison (16) |
| RILB | 55 | Jim Fahnhorst (15) |
| ROLB | 58 | Keena Turner (16) |
| LCB | 22 | Tim McKyer (16) |
| RCB | 29 | Don Griffin (15) |
| SS | 27 | Carlton Williamson (16) |
| FS | 42 | Ronnie Lott (14) |

1987

Offense

| | | |
|----|----|---------------------|
| WR | 85 | Michael Wilson (8)/ |
| | 87 | Dwight Clark (3)/ |
| | 82 | John Taylor (2) |

| | | |
|----|----|---------------------|
| LT | 77 | Bubba Paris (10) |
| LG | 61 | Jesse Sapolu (9)/ |
| | 62 | Guy McIntyre (3) |
| C | 51 | Randy Cross (8)/ |
| | 56 | Fred Quillan (4) |
| RG | 69 | Bruce Collie (8)/ |
| | 51 | Randy Cross (4) |
| RT | 79 | Harris Barton (9)/ |
| | 71 | Keith Fahnhorst (3) |
| TE | 81 | Russ Francis (7)/ |
| | 86 | John Frank (5) |
| WR | 80 | Jerry Rice (11) |
| QB | 16 | Joe Montana (11) |
| RB | 33 | Roger Craig (9)/ |
| | 28 | Joe Cribbs (3) |
| RB | 44 | Tom Rathman (7)/ |
| | 33 | Roger Craig (5) |

Defense

| | | |
|------|----|---------------------|
| LE | 67 | Pete Kugler (7)/ |
| | 72 | Jeff Stover (5) |
| NT | 95 | Michael Carter (12) |
| RE | 76 | Dwaine Board (10) |
| L0LB | 53 | Milt McColl (11) |
| LILB | 50 | Riki Ellison (12) |
| RILB | 99 | Michael Walter (12) |
| ROLB | 58 | Keena Turner (10)/ |
| | 90 | Todd Shell (2) |
| LCB | 22 | Tim McKyer (10)/ |
| | 29 | Don Griffin (2) |
| RCB | 29 | Don Griffin (10) |
| SS | 49 | Jeff Fuller (10) |
| FS | 42 | Ronnie Lott (12) |

1988

Offense

| | | |
|----|----|----------------------|
| WR | 85 | Michael Wilson (10)/ |
| | 81 | Wes Chandler (4)/ |
| | 82 | John Taylor (2) |
| LT | 74 | Steve Wallace (16) |
| LG | 61 | Jesse Sapolu (16) |
| C | 51 | Randy Cross (16) |
| RG | 62 | Guy McIntyre (12)/ |
| | 69 | Bruce Collie (4) |
| RT | 79 | Harris Barton (15) |
| TE | 89 | Ron Heller (9)/ |
| | 86 | John Frank (6) |
| WR | 80 | Jerry Rice (16) |
| QB | 16 | Joe Montana (13) |
| RB | 33 | Roger Craig (15) |
| RB | 44 | Tom Rathman (16) |

Defense

3 - 4 alignment

| | | |
|------|----|---------------------|
| LE | 91 | Larry Roberts (14) |
| NT | 95 | Michael Carter (14) |
| RE | 75 | Kevin Fagan (13) |
| L0LB | 94 | Charles Haley (14) |
| LILB | 50 | Riki Ellison (12) |
| RILB | 99 | Michael Walter (14) |
| ROLB | 58 | Keena Turner (7)/ |
| | 53 | Bill Romanowski (7) |
| LCB | 22 | Tim McKyer (14) |
| RCB | 21 | Eric Wright (9)/ |
| | 29 | Don Griffin (5) |
| SS | 49 | Jeff Fuller (14) |
| FS | 42 | Ronnie Lott (12) |

**Defense****4 - 3 alignment—(Games 4, 14)**

| | | |
|-----|----|--|
| LE | 91 | Larry Roberts (2) |
| LT | 95 | Michael Carter (2) |
| RT | 92 | Kevin Lilly (1)/ 67 Pete Kugler (1) |
| RE | 96 | Daniel Stubbs (1)/ 75 Kevin Fagan (1) |
| ILB | 58 | Keena Turner (1)/ 55 Jim Fahnhorst (1) |
| ILB | 50 | Riki Ellison (1)/ 99 Michael Walter (1) |
| RLB | 99 | Michael Walter (1)/ 53 <i>Bill Romanowski</i> (1) |
| LCB | 22 | Tim McKyer (2) |
| RCB | 29 | Don Griffin (1)/ 21 Eric Wright (1) |
| SS | 49 | Jeff Fuller (2) |
| FS | 46 | Tom Holmoe (2) |

1989**Offense**

| | | |
|----|----|--|
| WR | 82 | John Taylor (15)/ 85 Michael Wilson (1) |
| LT | 77 | Bubba Paris (16) |
| LG | 62 | Guy McIntyre (14) |
| C | 61 | Jesse Sapolu (16) |
| RG | 69 | Bruce Collie (14) |
| RT | 79 | Harris Barton (15) |
| TE | 84 | Brent Jones (16) |
| WR | 80 | Jerry Rice (16) |
| QB | 16 | Joe Montana (13) |
| RB | 33 | Roger Craig (16) |
| RB | 44 | Tom Rathman (16) |

Defense

| | | |
|------|----|---|
| LE | 78 | Pierce Holt (10)/ 91 Larry Roberts (5)/ NT 95 Michael Carter (8)/ 67 Pete Kugler (5) |
| RE | 75 | Kevin Fagan (15) |
| LOLB | 94 | Charles Haley (16) |
| LILB | 54 | Matt Millen (9)/ 55 Jim Fahnhorst (7) |
| RILB | 99 | Michael Walter (16) |
| ROLB | 58 | Keena Turner (12)/ 53 Bill Romanowski (4) |
| LCB | 26 | Darryl Pollard (14) |
| RCB | 29 | Don Griffin (16) |
| SS | 31 | Chet Brooks (16) |
| FS | 42 | Ronnie Lott (9)/ 49 Jeff Fuller (5) |

1990**Offense**

| | | |
|----|----|--|
| WR | 82 | John Taylor (14) |
| LT | 77 | Bubba Paris (16) |
| LG | 62 | Guy McIntyre (16) |
| C | 61 | Jesse Sapolu (16) |
| RG | 79 | Harris Barton (16) |
| RT | 74 | Steve Wallace (16) |
| TE | 84 | Brent Jones (16) |
| WR | 80 | Jerry Rice (16) |
| QB | 16 | Joe Montana (15) |
| RB | 33 | Roger Craig (12)/ 35 <i>Dexter Carter</i> (4) |
| RB | 44 | Tom Rathman (16) |

Defense

| | | |
|------|----|---|
| LE | 78 | Pierce Holt (16) |
| NT | 95 | Michael Carter (13)/ 64 Jim Burt (3) |
| RE | 75 | Kevin Fagan (16) |
| LOLB | 94 | Charles Haley (16) |
| LILB | 54 | Matt Millen (16) |
| RILB | 59 | Keith DeLong (13)/ 99 Michael Walter (3) |
| ROLB | 53 | Bill Romanowski (16) |
| LCB | 26 | Darryl Pollard (16) |
| RCB | 29 | Don Griffin (16) |
| LS | 31 | Chet Brooks (8)/ 43 Dave Waymer (5)/ 40 Johnnie Jackson (3) |
| RS | 42 | Ronnie Lott (9)/ 43 Dave Waymer (6) |

1991**Offense**

| | | |
|----|----|---|
| WR | 82 | John Taylor (16) |
| LT | 74 | Steve Wallace (16) |
| LG | 62 | Guy McIntyre (16) |
| C | 61 | Jesse Sapolu (16) |
| RG | 67 | Roy Foster (16) |
| RT | 79 | Harris Barton (16) |
| TE | 84 | Brent Jones (9)/ 81 Jamie Williams (7) |
| WR | 80 | Jerry Rice (16) |
| QB | 8 | Steve Young (10)/ 13 Steve Bono (6) |
| RB | 35 | Dexter Carter (12)/ 30 Keith Henderson (4) |
| RB | 44 | Tom Rathman (16) |

Defense

| | | |
|------|----|--|
| LE | 78 | Pierce Holt (11)/ 96 Dennis Brown (4) |
| NT | 95 | Michael Carter (13) |
| RE | 91 | Larry Roberts (9)/ 75 Kevin Fagan (7) |
| LOLB | 94 | Charles Haley (14) |
| LILB | 59 | Keith DeLong (13) |
| RILB | 99 | Michael Walter (11)/ 90 Darin Jordan (3) |
| ROLB | 53 | Bill Romanowski (14) |
| LCB | 36 | <i>Merton Hanks</i> (7)/ 27 Mark Lee (4)/ 45 Kevin Lewis (3)/ 25 Eric Davis (2) |
| RCB | 29 | Don Griffin (16) |
| LS | 43 | Dave Waymer (15) |
| RS | 22 | Todd Bowles (14) |

1992**Offense**

| | | |
|----|----|--|
| WR | 82 | John Taylor (8)/ 88 Mike Sherrard (8) |
| LT | 74 | Steve Wallace (16) |
| LG | 62 | Guy McIntyre (16) |
| C | 61 | Jesse Sapolu (16) |
| RG | 67 | Roy Foster (16) |
| RT | 79 | Harris Barton (14) |
| TE | 84 | Brent Jones (15) |
| WR | 80 | Jerry Rice (16) |
| QB | 8 | Steve Young (13) |
| RB | 32 | Ricky Watters (16) |
| RB | 44 | Tom Rathman (15) |

Defense

| | | |
|------|----|---|
| LE | 78 | Pierce Holt (15) |
| NT | 95 | Michael Carter (11)/ 97 Ted Washington (4) |
| RE | 75 | Kevin Fagan (11)/ 96 Dennis Brown (3)/ 97 Ted Washington (2) |
| LOLB | 92 | Tim Harris (14) |
| LILB | 59 | Keith DeLong (9)/ 53 Bill Romanowski (3)/ 99 Michael Walter (2) |
| RILB | 99 | Michael Walter (11)/ 53 Bill Romanowski (2) |
| ROLB | 53 | Bill Romanowski (11) |
| LCB | 25 | Eric Davis (16) |
| RCB | 29 | Don Griffin (16) |
| LS | 41 | David Whitmore (11)/ 31 Thane Gash (3)/ 36 Merton Hanks (2) |
| RS | 28 | <i>Dana Hall</i> (15)/ 40 Johnnie Jackson (1) |

1993**Offense**

| | | |
|----|----|--|
| WR | 82 | John Taylor (16) |
| LT | 74 | Steve Wallace (15) |
| LG | 62 | Guy McIntyre (16) |
| C | 61 | Jesse Sapolu (16) |
| RG | 64 | Ralph Tamm (16) |
| RT | 79 | Harris Barton (15) |
| TE | 84 | Brent Jones (16) |
| WR | 80 | Jerry Rice (16) |
| QB | 8 | Steve Young (16) |
| RB | 32 | Ricky Watters (13) |
| RB | 43 | Marc Logan (11)/ 44 Tom Rathman (4) |

Defense**3 - 4 alignment—(Games #1 - 5, 12)****Sep. 19^{-*}dime alignment - four linemen, one linebacker, six defensive backs**

| | | |
|------|----|--|
| LE | 96 | Dennis Brown (5) |
| NT | 94 | <i>Dana Stubblefield</i> (4)/ 97 Ted Washington (2) |
| RE | 97 | Ted Washington (2)/ 96 Dennis Brown* (1)/ 95 <i>Artie Smith</i> (2)/ 75 Kevin Fagan (1) |
| LOLB | 58 | <i>Todd Kelly</i> (5)/ 72 Mark Thomas (1) |
| LILB | 59 | Keith DeLong (2)/ 99 Mike Walter (3)/ 36 Merton Hanks* (1) |
| RILB | 53 | Bill Romanowski (6) |
| ROLB | 55 | John Johnson (4)/ 98 Antonio Goss (1)/ 26 Mike McGruder* (1) |
| LCB | 25 | Eric Davis (6) |
| RCB | 29 | Don Griffin (4)/ 26 Mike McGruder (2) |
| SS | 46 | Tim McDonald (6) |
| FS | 28 | <i>Dana Hall</i> (3)/ 36 Merton Hanks (3) |

18-Oct^{-*} changed to 4-3 alignment—(Games 6-11, 13-16)

| | | |
|----|----|---|
| LE | 96 | Dennis Brown (8)/ 95 <i>Artie Smith</i> (1)/ 92 Troy Wilson (1) |
|----|----|---|



| | | |
|-----|----|---|
| LT | 94 | <i>Dana Stubblefield</i> (9)/ 97 Ted Washington (1) |
| RT | 97 | Ted Washington (7)/ 96 Dennis Brown (2)/ 95 <i>Artie Smith</i> (1) |
| RE | 75 | Kevin Fagan (6)/ 95 <i>Artie Smith</i> (3)/ 92 Troy Wilson (1) |
| LLB | 55 | John Johnson (4)/ 53 Bill Romanowski (4)/ 99 Mike Walter (1)/ 59 Keith DeLong (1) |
| MLB | 99 | Mike Walter (6)/ 53 Bill Romanowski (2)/ 52 Larry Kelm (1)/ 28 Dana Hall (1) |
| NB: | 28 | Dana Hall (1) |
| RLB | 53 | Bill Romanowski (5)/ 55 John Johnson (3)/ NB: 26 Mike McGruder (1)/ DB: 28 Dana Hall (1) |
| LCB | 25 | Eric Davis (10) |
| RCB | 29 | Don Griffin (8)/ 36 Merton Hanks (2) |
| SS | 46 | Tim McDonald (10) |
| FS | 36 | Merton Hanks (8)/ 28 Dana Hall (2) |

1994

Offense

| | | |
|----|----|---|
| WR | 82 | John Taylor (15)/ 88 Nate Singleton (1) |
| LT | 74 | Steve Wallace (16) |
| LG | 61 | Jesse Sapolu (13) |
| C | 66 | Bart Oates (15) |
| RG | 63 | Derrick Deese (15) |
| RT | 79 | Harris Barton (9)/ 65 Harry Boatswain (4)/ 75 Frank Pollack (3) |
| TE | 84 | Brent Jones (15) |
| WR | 80 | Jerry Rice (16) |
| QB | 8 | Steve Young (16) |
| RB | 32 | Ricky Watters (16) |
| RB | 40 | <i>William Floyd</i> (11)/ 43 Marc Logan (5) |

Defense

| | | |
|------|----|--|
| LE | 96 | Dennis Brown (14) |
| LT | 97 | <i>Bryant Young</i> (16) |
| RT | 94 | Dana Stubblefield (14) |
| RE | 57 | Rickey Jackson (14) |
| LILB | 54 | <i>Lee Woodall</i> (13) |
| RILB | 50 | Gary Plummer (16) |
| ROLB | 51 | Ken Norton, Jr. (16) |
| LCB | 25 | Eric Davis (16) |
| RCB | 21 | Deion Sanders (12)/ 36 Merton Hanks (4) |
| LS | 46 | Tim McDonald (16) |
| RS | 36 | Merton Hanks (11)/ 28 Dana Hall (5) |

1995

Offense

| | | |
|----|----|---------------------|
| WR | 82 | John Taylor (12)/ |
| LT | 74 | Steve Wallace (12)/ |
| | 76 | Kirk Scrafford (4) |
| LG | 61 | Jesse Sapolu (14)/ |
| | 76 | Kirk Scrafford (2) |
| C | 66 | Bart Oates (14)/ |
| | 61 | Jesse Sapolu (2) |
| RG | 69 | Rod Milstead (12) |

| | | |
|----|----|---------------------|
| RT | 79 | Harris Barton (12)/ |
| | 76 | Kirk Scrafford (4) |
| TE | 84 | Brent Jones (16) |
| WR | 80 | Jerry Rice (16) |
| QB | 8 | Steve Young (11)/ |
| | 18 | Elvis Grbac (5) |
| RB | 20 | Derek Loville (16) |
| RB | 40 | William Floyd (8)/ |
| | 27 | Adam Walker (7) |

Defense

| | | |
|------|----|------------------------|
| LE | 96 | Dennis Brown (16) |
| LT | 97 | Bryant Young (12) |
| RT | 94 | Dana Stubblefield (16) |
| RE | 57 | Rickey Jackson (16) |
| LILB | 54 | Lee Woodall (16) |
| RILB | 51 | Ken Norton, Jr. (16) |
| ROLB | 50 | Gary Plummer (14) |
| LCB | 25 | Eric Davis (15) |
| RCB | 23 | Marquez Pope (16) |
| LS | 46 | Tim McDonald (16) |
| RS | 36 | Merton Hanks (16) |

1996

Offense

| | | |
|----|----|----------------------------|
| WR | 81 | <i>Terrell Owens</i> (10)/ |
| | 83 | J.J. Stokes (6) |
| LT | 74 | Steve Wallace (16) |
| LG | 65 | Ray Brown (16) |
| C | 61 | Jesse Sapolu (16) |
| RG | 67 | Chris Dalman (16) |
| RT | 79 | Harris Barton (13)/ |
| | 75 | Frank Pollack (2)/ |
| | 76 | Kirk Scrafford (1) |
| TE | 84 | Brent Jones (10)/ |
| | 85 | Ted Popson (6) |
| WR | 80 | Jerry Rice (16) |
| QB | 8 | Steve Young (13)/ |
| | 18 | Elvis Grbac (3) |
| RB | 41 | Terry Kirby (9)/ |
| | 20 | Derek Loville (7) |
| RB | 40 | William Floyd (9)/ |
| | 44 | Tommy Vardell (6)/ |
| | 29 | Anthony Lynn (1) |

Defense

| | | |
|------|----|-------------------------|
| LE | 92 | Roy Barker (16) |
| LT | 97 | Bryant Young (16) |
| RT | 94 | Dana Stubblefield (16) |
| RE | 56 | Chris Doleman (16) |
| LILB | 54 | Lee Woodall (14)/ |
| | 51 | Ken Norton, Jr. (2) |
| RILB | 51 | Ken Norton, Jr. (13)/ |
| DB: | 31 | Steve Israel (2)/ |
| DB: | 33 | Dedrick Dodge (1) |
| ROLB | 50 | Gary Plummer (10)/ |
| | 55 | Kevin Mitchell (3)/ |
| DB: | 33 | Dedrick Dodge (2)/ |
| DB: | 31 | Steve Israel (1) |
| LCB | 22 | Tyronne Drakelford (16) |
| RCB | 23 | Marquez Pope (16) |
| LS | 46 | Tim McDonald (16) |
| RS | 36 | Merton Hanks (16) |

1997

Offense

| | | |
|----|----|--------------------|
| WR | 83 | J.J. Stokes (16) |
| LT | 63 | Derrick Deese (13) |
| LG | 65 | Ray Brown (16) |
| C | 67 | Chris Dalman (13) |
| RG | 66 | Kevin Gogan (16) |

| | | |
|----|----|-----------------------|
| RT | 76 | Kirk Scrafford (16) |
| TE | 84 | Brent Jones (12)/ |
| | 85 | <i>Greg Clark</i> (4) |
| WR | 81 | Terrell Owens (15)/ |
| | 80 | Jerry Rice (1) |
| QB | 8 | Steve Young (15) |
| RB | 20 | Garrison Hearst (13)/ |
| | 41 | Terry Kirby (3) |
| RB | 40 | William Floyd (15) |

Defense

| | | |
|------|----|------------------------|
| LE | 92 | Roy Barker (14) |
| LT | 97 | Bryant Young (11)/ |
| | 90 | Junior Bryant (4) |
| RT | 94 | Dana Stubblefield (16) |
| RE | 56 | Chris Doleman (16) |
| LILB | 54 | Lee Woodall (16) |
| RILB | 50 | Gary Plummer (16) |
| ROLB | 51 | Ken Norton, Jr. (16) |
| LCB | 26 | Rod Woodson (14) |
| RCB | 38 | Darnell Walker (11)/ |
| | 23 | Marquez Pope (5) |
| LS | 46 | Tim McDonald (15) |
| RS | 36 | Merton Hanks (16) |

1998

Offense

| | | |
|----|----|----------------------|
| WR | 83 | J.J. Stokes (12)/ |
| | 81 | Terrell Owens (4) |
| LT | 63 | Derrick Deese (8)/ |
| | 72 | Jamie Brown (5)/ |
| | 74 | Dave Fiore (3) |
| LG | 65 | Ray Brown (16) |
| C | 67 | Chris Dalman (15) |
| RG | 66 | Kevin Gogan (16) |
| RT | 63 | Derrick Deese (8)/ |
| | 76 | Kirk Scrafford (8) |
| TE | 85 | Greg Clark (9)/ |
| | 82 | Irv Smith (7) |
| WR | 80 | Jerry Rice (16) |
| QB | 8 | Steve Young (15) |
| RB | 20 | Garrison Hearst (16) |
| RB | 44 | Marc Edwards (12) |

Defense

| | | |
|------|----|-----------------------------|
| LE | 92 | Roy Barker (16) |
| LT | 97 | Bryant Young (12)/ |
| | 98 | Gabe Wilkins (4) |
| RT | 90 | Junior Bryant (16) |
| RE | 56 | Chris Doleman (16) |
| LILB | 54 | Lee Woodall (15) |
| RILB | 55 | Winfred Tubbs (15) |
| ROLB | 51 | Ken Norton, Jr. (16) |
| LCB | 38 | Darnell Walker (10)/ |
| | 43 | Antonio Langham (6) |
| RCB | 21 | <i>R.W. McQuarters</i> (7)/ |
| | 38 | Darnell Walker (6)/ |
| | 23 | Marquez Pope (3) |
| LS | 46 | Tim McDonald (16) |
| RS | 36 | Merton Hanks (16) |

1999

Offense

| | | |
|----|----|-----------------------|
| WR | 81 | Terrell Owens (12)/ |
| | 83 | J.J. Stokes (4) |
| LT | 74 | Dave Fiore (16) |
| LG | 65 | Ray Brown (16) |
| C | 67 | Chris Dalman (15) |
| RG | 62 | Jeremy Newberry (14)/ |
| | 63 | Derrick Deese (2) |
| RT | 63 | Derrick Deese (14)/ |
| | 62 | Jeremy Newberry (2) |



| | | |
|----|----|----------------------|
| TE | 85 | Greg Clark (11) |
| WR | 80 | Jerry Rice (16) |
| QB | 5 | Jeff Garcia (10)/ |
| | 18 | Steve Stenstrom (3)/ |
| | 8 | Steve Young (3) |
| RB | 25 | Charlie Garner (15) |
| RB | 40 | Fred Beasley (11)/ |
| | 44 | Tommy Vardell (4) |

Defense

| | | |
|------|----|-----------------------|
| LE | 96 | Jeff Posey (6)/ |
| | 90 | Junior Bryant (5)/ |
| | 95 | Marvin Washington (5) |
| LT | 97 | Bryant Young (16) |
| RT | 90 | Junior Bryant (11)/ |
| | 99 | Brentson Buckner (5) |
| RE | 98 | Gabe Wilkins (15) |
| LILB | 54 | Lee Woodall (16) |
| RILB | 55 | Winfred Tubbs (15) |
| ROLB | 51 | Ken Norton, Jr. (16) |

| | | |
|-----|----|-----------------------|
| LCB | 38 | Darnell Walker (8)/ |
| | 21 | R.W. McQuarters (4)/ |
| RCB | 35 | Ramos McDonald (7)/ |
| | 29 | Mark McMillian (6) |
| LS | 46 | Tim McDonald (16) |
| RS | 30 | Lance Schulters (13)/ |

2000**Offense**

| | | |
|----|----|----------------------|
| WR | 81 | Terrell Owens (13) |
| LT | 63 | Derrick Deese (13) |
| LG | 65 | Ray Brown (16) |
| C | 62 | Jeremy Newberry (16) |
| RG | 74 | Dave Fiore (15) |
| RT | 78 | Scott Gragg (16) |
| TE | 85 | Greg Clark (15) |
| WR | 80 | Jerry Rice (16) |
| QB | 5 | Jeff Garcia (16) |
| RB | 25 | Charlie Garner (15) |
| FB | 40 | Fred Beasley (15) |

Defense

| | | |
|------|----|------------------------|
| LE | 94 | Anthony Pleasant (16) |
| LT | 97 | Bryant Young (15) |
| RT | 99 | Brentson Buckner (16) |
| RE | 95 | John Engelberger (13)/ |
| | 90 | Junior Bryant (3) |
| LOLB | 96 | Jeff Posey (9)/ |
| | 98 | Julian Peterson (7) |
| LILB | 51 | Ken Norton, Jr. (15) |
| RILB | 55 | Winfred Tubbs (14)/ |
| | 51 | Ken Norton, Jr. (1) |
| LCB | 29 | Ahmed Plummer (14) |
| RCB | 36 | Jason Webster (11) |
| SS | 30 | Lance Schulters (8)/ |
| | 28 | John Keith (3)/ |
| | 38 | Ronnie Heard (3) |
| FS | 23 | Pierson Prioleau (5)/ |
| | 31 | Zack Bronson (6) |
| | 30 | Lance Schulters (4) |

SECONDARY SHUFFLE

San Francisco used nine different combinations in their defensive backfield in 1999. In 2000, the 49ers used eight different starting lineups in the secondary through 16 games. Not one player started every game in the secondary in 2000.

| Opponent | LC | RC | FS | SS |
|----------------|------------|------------|------------|-----------|
| at Atlanta | Plummer | Montgomery | Prioleau | Schulters |
| Carolina | Plummer | Montgomery | Prioleau | Bronson |
| at St. Louis | Plummer | Webster | Prioleau | Schulters |
| at Dallas | Plummer | Montgomery | Schulters | Keith |
| Arizona | Plummer | Montgomery | Schulters | Keith |
| Oakland | Plummer | Montgomery | Schulters | Keith |
| at Green Bay | Plummer | Montgomery | Prioleau | Schulters |
| at Carolina | Plummer | Webster | Montgomery | Schulters |
| St. Louis | Montgomery | Webster | Prioleau | Schulters |
| at New Orleans | Montgomery | Webster | Prioleau | Schulters |
| Kansas City | Plummer | Webster | Bronson | Schulters |
| Atlanta | Plummer | Webster | Bronson | Schulters |
| at San Diego | Plummer | Webster | Bronson | Schulters |
| New Orleans | Plummer | Webster | Bronson | Heard |
| Chicago | Plummer | Webster | Bronson | Heard |
| at Denver | Plummer | Webster | Bronson | Heard |



OVERTIME GAMES

Oct. 31, 1976 - St. Louis 23, San Francisco 20

In the fourth quarter, St. Louis held a 14-13 lead after San Francisco missed an extra point on their previous scoring drive. San Francisco then took the lead 20-14 in the fourth when **Delvin Williams** scored his third touchdown of the day. With eight minutes left in the game, Cardinals quarterback Jim Hart connected with Mel Gray on a 77-yard touchdown pass for the 20-20 tie. The extra point was blocked and the two teams went into overtime. St. Louis won the overtime coin toss but was forced to punt. **Tony Leonard** fumbled the kick at the 43-yard line, which was recovered by the Cardinals. St. Louis then marched down-field to set up Jim Bakken for the 21-yard field goal to lift the Cardinals to a 23-20 victory.

| | 1st | 2nd | 3rd | 4th | OT | Final |
|-----------|-----|-----|-----|-----|----|-------|
| 49ers | 0 | 13 | 0 | 7 | 0 | 20 |
| Cardinals | 7 | 0 | 7 | 6 | 3 | 23 |

Dec. 5, 1976 - San Diego 13, San Francisco 7

In a battle of Northern and Southern California, the San Francisco 49ers and San Diego Chargers played to a scoreless tie in the first half. The defensive struggle continued in the second half and remained 0-0 at the end of the third quarter. On San Diego's first possession of the fourth quarter, Dan Fouts guided them on a 16-play, 80-yard scoring drive, capped by a Bo Matthews two-yard touchdown run. San Francisco answered on its next possession with a 64-yard scoring drive. **Paul Hofer** caught an eight-yard touchdown pass from **Scott Bull** to make the score 7-6. The extra point was blocked, but the Chargers Tom Graham was flagged for offsides. After the penalty was marked off, **Steve Mike-Mayer** connected to tie the game at seven with just over a minute left in regulation. San Diego won the overtime coin toss and elected to receive. The Chargers began their first possession on their own seven-yard line, and Fouts promptly guided them on a nine-play, 93-yard drive, which was capped by a Mercury Morris 13-yard touchdown run for the 13-7 win.

| | 1st | 2nd | 3rd | 4th | OT | Final |
|----------|-----|-----|-----|-----|----|-------|
| 49ers | 0 | 0 | 0 | 7 | 0 | 7 |
| Chargers | 0 | 0 | 0 | 7 | 6 | 13 |

Nov. 13, 1977 - San Francisco 10, New Orleans 7

The 49ers got their first-ever overtime victory at New Orleans. The Saints got on the board early in the first quarter on an eight-yard run by Tony Galbreath. The Saints appeared to grab a commanding lead at the end of the first half when Richard Mauti returned a Tom Wittum punt 65 yards for a touchdown 10 seconds before halftime, but a New Orleans clipping penalty nullified the touchdown. The 49ers tied the score in the third quarter with a five-yard romp by **Delvin Williams**. Neither team could score at the end of the third quarter or in the fourth, and the game went in to overtime knotted at seven. The Saints won the overtime coin toss but were unable to move the ball and were forced to give the ball back to the 49ers. San Francisco started from their own 41-yard line and moved the ball down to the Saints' 16-yard line where **Ray Wersching** connected on a 33-yard game-winning field goal.

| | 1st | 2nd | 3rd | 4th | OT | Final |
|--------|-----|-----|-----|-----|----|-------|
| 49ers | 0 | 0 | 7 | 0 | 3 | 10 |
| Saints | 7 | 0 | 0 | 0 | 0 | 7 |

Sept. 14, 1980 - San Francisco 24, St. Louis 21

San Francisco struck on a 19-yard touchdown pass from **Steve DeBerg** to **Paul Hofer** in the second quarter. Cardinals quarterback Jim Hart quickly answered back with a 13-yard touchdown strike to Theotis Brown. The Cardinals pushed the lead to 14-7 with a Doug Marsh five-yard touchdown reception. After the 49ers tied the game at 14, St. Louis drove 75 yards in eight plays to take a 21-14 lead. With 1:51 left in regulation, the 49ers drove 80 yards and scored on a 26-yard touchdown



run by Hofer, his second of the day. San Francisco won the overtime coin toss and took the ball 52 yards to the 16-yard line, where **Ray Wersching** kicked a 33-yard field goal for the 24-21 win.

| | 1st | 2nd | 3rd | 4th | OT | Final |
|-----------|-----|-----|-----|-----|----|-------|
| 49ers | 0 | 7 | 0 | 14 | 3 | 24 |
| Cardinals | 0 | 0 | 14 | 7 | 0 | 21 |

Dec. 7, 1980 - San Francisco 38, New Orleans 35

New Orleans jumped out to a 35-7 halftime lead behind touchdown passes of 33, 21 and 41 yards from Archie Manning. Less than five minutes into the third quarter, the 49ers went on an 88-yard, nine-play drive that culminated with a one-yard touchdown run by **Joe Montana**. Minutes later, Montana hooked up with **Dwight Clark** for a 71-yard touchdown pass to bring the 49ers within 14 points. After the San Francisco defense shut out New Orleans for the second straight quarter, they tied the game with 1:50 left in the fourth quarter with **Lenvil Elliott's** seven-yard touchdown jaunt, forcing overtime. New Orleans won the coin toss and failed to pick up a first down on their first possession. San Francisco took the ball on their own 27 and marched 55 yards in 13 plays for the 36-yard winning field goal by **Ray Wersching**.

| | 1st | 2nd | 3rd | 4th | OT | Final |
|--------|-----|-----|-----|-----|----|-------|
| 49ers | 0 | 7 | 14 | 14 | 3 | 38 |
| Saints | 14 | 21 | 0 | 0 | 0 | 35 |

Oct. 12, 1986 - Minnesota 27, San Francisco 24

With **Joe Montana** out, **Jeff Kemp** stepped in to lead San Francisco against a powerful Minnesota Vikings team. Minnesota struck first with a six-yard touchdown pass from Tommy Kramer to Anthony Carter. The 49ers answered back when Kemp hit **Dwight Clark** with a 45-yard strike to tie the game. With 1:14 left in the first quarter the Vikings' Issiac Holt recovered a blocked punt in the end zone for a 14-7 lead. San Francisco took a 17-14 lead into halftime after a 39-yard **Ray Wersching** field goal, and a 34-yard touchdown pass from Kemp to **Jerry Rice**. After the Vikings stalled on their first drive of the third quarter, Kemp led the 49ers on a six-play, 53-yard drive that ended with a 17-yard touchdown reception by Rice. Minnesota answered back with a 26-yard field goal by Chuck Nelson in the third quarter to cut the 49ers lead to 24-17. With 6:37 remaining in the fourth quarter, Kramer hit Anthony Carter with a 35-yard touchdown pass to tie the game. In overtime, Minnesota won the toss and elected to receive. They promptly won on a 58-yard drive, and Nelson hit a 28-yard field goal for the 27-24 win.

| | 1st | 2nd | 3rd | 4th | OT | Final |
|---------|-----|-----|-----|-----|----|-------|
| 49ers | 7 | 10 | 7 | 0 | 0 | 24 |
| Vikings | 14 | 0 | 3 | 7 | 3 | 27 |

Oct. 19, 1986 - Atlanta 10, San Francisco 10

San Francisco visited Atlanta for a battle with the division rival Falcons and took a 7-0 lead on a **Roger Craig** one-yard romp. The Falcons responded with a punishing 17-play, 44-yard drive that resulted in a 47-yard field goal by Mick Luckhurst. San Francisco took the lead again in the second quarter with a 53-yard, 13-play drive, which led to a 24-yard **Ray Wersching** field goal and a 10-3 lead. The defenses dominated the second half, holding the offenses scoreless for all of the third quarter and most of the fourth. With just over a minute remaining in regulation, the Falcons took advantage of great field position and scored on a 39-yard touchdown pass from Dave Archer to Sylvester Stamps to tie the game at 10. The Falcons won the overtime coin toss and elected to receive. After generating only one first down, the Falcons were forced to give up possession. The 49ers mirrored the Falcons on their first possession of overtime and punted with 6:42 remaining. Both teams had possession two more times in overtime and could not produce a score, and the game ended in a 10-10 tie.

| | 1st | 2nd | 3rd | 4th | OT | Final |
|---------|-----|-----|-----|-----|----|-------|
| 49ers | 7 | 3 | 0 | 0 | 0 | 10 |
| Falcons | 3 | 0 | 0 | 7 | 0 | 10 |



October 9, 1988 - Denver 16, San Francisco 13

Two of the best teams in the NFL faced off in an inter-conference battle as the Denver Broncos visited Candlestick Park. The 49ers started the scoring with a 37-yard **Mike Cofer** field goal with 4:52 remaining in the first quarter. The Broncos answered early in the second quarter with a 27-yard field goal by Rich Karlis to knot the game at three. With San Francisco's second possession of the second quarter, **Joe Montana** opened up the offense and led the 49ers 95 yards and capped it off with a six-yard quarterback sneak for a 10-3 lead at halftime. The only scoring in the third quarter came on Karlis' 27-yard field goal with five minutes left in the quarter, cutting the 49ers lead to 10-6. Cofer quickly answered with a 27-yard field goal with one minute on the clock in the third quarter for the 13-6 lead. After an injury, John Elway returned to hit Vance Johnson with an eight-yard touchdown pass to tie the game at 13 with 6:23 remaining. Neither team could score in the final minutes of regulation and headed into overtime. On San Francisco's first possession of overtime, Andre Townsend sacked Montana, injuring his ribs. **Steve Young** took over, and on his first play, he threw an interception to Mark Haynes ending the threat. After a five-and-out drive by the Broncos, the 49ers take over on their own five-yard line. A second Young interception, deep in Broncos territory, helped set the stage for Karlis to connect on a 22-yard game-winning field goal.

| | 1st | 2nd | 3rd | 4th | OT | Final |
|---------|-----|-----|-----|-----|----|-------|
| 49ers | 3 | 7 | 3 | 0 | 0 | 13 |
| Broncos | 0 | 3 | 3 | 7 | 3 | 16 |

Dec. 9, 1990 - San Francisco 20, Cincinnati 17

A capacity crowd filled Riverfront Stadium, as the San Francisco 49ers invaded Cincinnati for a late-season battle. On the Bengals first possession, Boomer Esiason drove his team 70 yards for the game's opening score, a two-yard touchdown pass. San Francisco answered back on their next possession when **Tom Rathman** capped off a 73-yard drive with a one-yard plunge into the end zone for the 7-7 tie. Cincinnati came out strong in the third. The Bengals scored on a Jim Breech field goal to open the third and break the tie. San Francisco enjoyed its first lead of the game after **Harry Sydney** scored on a three-yard run. With just over two minutes elapsed in the fourth quarter, Ickey Woods dove in from one-yard out to regain the lead for Cincinnati 17-14. The 49ers next drive stalled, and they did not receive the ball back until there was 4:11 remaining in regulation. On the first play, **Joe Montana** hit **Jerry Rice** for a 29-yard strike and guided the team down to the Cincinnati six-yard line. **Mike Cofer** hit a 23-yard field goal with just over a minute remaining to send the game into overtime. San Francisco won their first coin toss in five overtime games and wasted no time driving 75 yards in 11 plays to set up Cofer for the 23-yard game-winning field goal and the 20-17 victory.

| | 1st | 2nd | 3rd | 4th | OT | Final |
|---------|-----|-----|-----|-----|----|-------|
| 49ers | 7 | 0 | 7 | 3 | 3 | 20 |
| Bengals | 7 | 0 | 3 | 7 | 0 | 17 |

Jan. 3, 1994 - Philadelphia 37, San Francisco 34

Turnovers and an ill-timed penalty marred the 49ers first overtime game in four years. The Philadelphia Eagles struck early and often, first on a 34-yard Roger Ruzek field goal five minutes into the game. On San Francisco's first possession, **Steve Young** was hit and fumbled the ball, which was recovered by Byron Evans who returned it 30 yards for a touchdown and a 10-0 lead. On their second possession, Young led the 49ers on a seven-play, 46-yard drive capped by a **Mike Cofer** 30-yard field goal to cut the deficit to seven. With Bubby Brister at the helm, the Eagles drove 76 yards in the opening minutes of the second quarter and connected with Calvin Williams for a 13-yard touchdown to push the lead to 17-3. The Eagles quickly got the ball back on a punt after a three-and-out series by the 49ers. Brister guided Philadelphia to an eight-play, 64-yard touchdown scoring drive to take a commanding 21-point lead. The 49ers end zone drought ended with just less than two minutes remaining in the half when Young hit **Jerry Rice** for a three-yard touchdown that brought the score to 24-10 at the half. San Francisco started the second half strong, beginning with a 60-yard kickoff return by **Dexter Carter** to give the 49ers the ball on



Philadelphia's 38 yard line. Capping off a punishing 38-yard, nine-play drive, **Ricky Watters** ran 11 yards for the score. After a Philadelphia punt, **John Taylor** caught a 38-yard touchdown pass to tie the game at 24. Philadelphia took advantage of a Young injury by intercepting a **Steve Bono** pass. The Eagles worked quickly, moving 69 yards in just two plays to take a 31-24 lead. San Francisco gave Philadelphia good field position again with a fumble on their own 40, allowing the Eagles to increase their lead to 10 with a **Ruzek** 32-yard field goal with 1:16 remaining in the third quarter. Set up by a **Don Griffin** interception, Bono drove the 49ers 42 yards in just over four minutes and scored on a one-yard keeper that closed the gap to 34-31. After a Philadelphia punt, the Niners drove down and tied the game on a **Cofer** 29-yard field goal with 15 seconds left in regulation. San Francisco won the overtime coin toss and elected to receive; they failed to score on two overtime possessions. On Philadelphia's second possession of overtime, they drove down to San Francisco's 20-yard line, and with four seconds showing on the clock, set up for a 38-yard field goal. **Ruzek** missed the field goal wide right, but **Merton Hanks** was flagged for roughing the kicker. After a 10-yard penalty, **Ruzek** hit a 28-yarder with no time left on the clock for the 37-34 win.

| | 1st | 2nd | 3rd | 4th | OT | Final |
|--------|-----|-----|-----|-----|----|-------|
| 49ers | 3 | 7 | 14 | 10 | 0 | 34 |
| Eagles | 10 | 14 | 10 | 0 | 3 | 37 |

Oct. 14, 1996 - Green Bay 23, San Francisco 20

With **Steve Young** out with a groin injury, **Elvis Grbac** led San Francisco against Brett Favre and the Green Bay Packers. After an unsuccessful first possession, the Packers scored on a 30-yard field goal by **Chris Jacke** with just over five minutes remaining in the first quarter for the 3-0 lead. They took a 6-0 lead on a **Jacke** 25-yard field goal. On San Francisco's second possession of the second quarter, **Grbac** led a six-play, 36-yard drive that resulted in a **Jeff Wilkins** 48-yard field goal. After a three-and-out series by the Packers, **Jerry Rice** caught a seven-yard touchdown from **Grbac** for a 10-6 lead. Aided by a **Dana Stubblefield** interception, **Rice** and **Grbac** put the 49ers up 17-6 at the half with a 13-yard touchdown pass. Green Bay trimmed the lead to 17-14 when Favre hit **Don Beebe** for a 59-yard touchdown and followed it with a two-point conversion toss to **Edger Bennett**. **Chris Jacke** hit a 35-yard field goal to tie the game at 17 with 3:24 left in regulation. San Francisco won the overtime coin toss but was forced to punt after going three-and-out. Green Bay received the ball on their own 44 and drove 21 yards to set up **Jacke** for a 53-yard field goal for the 23-20 victory.

| | 1st | 2nd | 3rd | 4th | OT | Final |
|---------|-----|-----|-----|-----|----|-------|
| 49ers | 0 | 17 | 0 | 3 | 0 | 20 |
| Packers | 6 | 0 | 8 | 6 | 3 | 23 |

Nov. 10, 1996 - Dallas 20, San Francisco 17

The two most dominating teams in the NFL met in a mid-season battle for NFC supremacy as the Dallas Cowboys traveled to 3Com Park. The 49ers jumped out to a quick lead after a **Jeff Wilkins** 28-yard field goal. They extended their lead to 10-0 on a 29-yard touchdown strike from **Steve Young** to **Iheanyuwaezuoke**. Quiet for most of the first half, the Cowboys finally got on the board with a 72-yard scoring drive that ended on a **Troy Aikman** three-yard touchdown run, which cut the deficit to 10-7 at halftime. Defenses dominated in the third quarter with neither team allowing a score. Dallas ended the scoring drought with a **Chris Boniol** 26-yard field goal four seconds into the fourth quarter to tie the game at 10. With **Young** out in the second half after sustaining a concussion, **Elvis Grbac** led San Francisco on a nine-play, 68-yard scoring drive on their next possession. **Terry Kirby** capped it off with a 27-yard touchdown run. After **Fred Strickland** intercepted a **Grbac** pass at the 49ers 15-yard line, **Troy Aikman** hit **Eric Bjornson** for a six-yard touchdown pass, knotting the game at 17 and forcing overtime. The Cowboys won the overtime coin toss and wasted no time marching down the field. In 12 plays, **Chris Boniol** hit the game-winning 29-yard field goal for the 20-17 victory.

| | 1st | 2nd | 3rd | 4th | OT | Final |
|---------|-----|-----|-----|-----|----|-------|
| 49ers | 10 | 0 | 0 | 7 | 0 | 17 |
| Cowboys | 0 | 7 | 0 | 10 | 3 | 20 |



Nov. 24 1996 - San Francisco 19, Washington 16

In the 49ers second overtime game in November, and third of the season, the Washington Redskins hosted San Francisco for the first time in two years. In what would prove to be a game dominated by special teams, San Francisco struck first with a 20-yard field goal from **Jeff Wilkins**. Scott Blanton hit field goals from 19- and 48-yards out and Wilkins added another to knot the score at six going into halftime. The only score in the third quarter came on a Blanton field goal from 41-yards out to give Washington a 9-6 lead. San Francisco got on the board first in the fourth quarter with a Wilkins 44-yard field goal three minutes into the period. On the ensuing possession, Gus Ferotte drove the Redskins 78-yards, which culminated with a Jamie Asher 20-yard touchdown reception. The 49ers tied the game with 1:57 remaining in regulation on a one-yard run by **William Floyd**, forcing overtime. San Francisco won the coin toss and promptly went on a 48-yard scoring drive that was capped by a 38-yard field goal by Wilkins for the 19-16 win.

| | 1st | 2nd | 3rd | 4th | OT | Final |
|----------|-----|-----|-----|-----|----|-------|
| 49ers | 3 | 3 | 0 | 10 | 3 | 19 |
| Redskins | 0 | 6 | 3 | 7 | 0 | 16 |

Sept. 6 1998 - San Francisco 36, New York Jets 30

In the opening weekend of the 1998 season, fans were treated to one of the most exciting games and one of the most exciting plays in NFL history. After a fast-paced first half, the 49ers found themselves trailing 17-14 at halftime after Glen Foley hit Wayne Chrebet from six-yards out for the score with thirty-two seconds left in the second quarter. On their first possession in the second half, San Francisco evened the score at 17 with a 22-yard field goal by **Wade Richey**. On the following possession, Foley found Keyshawn Johnson for a 21-yard touchdown and a 24-17 lead. With just over three minutes left in the third quarter, **Jerry Rice** caught a 14-yard touchdown from **Steve Young** to bring the 49ers within one. The extra point was blocked, and the score remained 24-23 heading into the fourth quarter. New York extended their lead to 27-23 after a John Hall 32-yard field goal. San Francisco took possession with 3:38 left in regulation and went on a 76-yard, five-play drive that was capped by a 38-yard touchdown pass from Young to **J.J. Stokes**, giving the 49ers the lead 30-27 with just over one minute remaining in regulation. New York then drove the ball down to the 49ers 13-yard line, where John Hall tied the game at 30 with just three seconds on the clock. Both New York and San Francisco went three-and-out on their first possessions of overtime. The Jets moved to midfield on their second possession before being forced to punt, pinning the 49ers on their own four-yard line. With 11:09 remaining in overtime, on San Francisco's first play of their second possession, Young gave the ball to **Garrison Hearst**, who ran right and broke six tackles on his way to a 96-yard, game-winning touchdown run and the 36-30 victory.

| | 1st | 2nd | 3rd | 4th | OT | Final |
|-------|-----|-----|-----|-----|----|-------|
| 49ers | 7 | 7 | 9 | 7 | 6 | 36 |
| Jets | 3 | 14 | 7 | 6 | 0 | 30 |

Dec. 6, 1998 - San Francisco 31, Carolina 28

San Francisco extended its winning streak to four games with an exciting high-scoring match-up with the Carolina Panthers. After an explosive first half, the 49ers took a 21-7 lead going into halftime. San Francisco started the second half with a five-play drive, covering 90 yards, including a **Garrison Hearst** 71-yard touchdown run. The drive gave the 49ers a commanding 28-7 lead. With just 52 seconds left in the third quarter, Steve Beuerlein connected with Anthony Johnson on a 38-yard touchdown pass to cut the deficit to 28-14. On their first possession of the fourth quarter, the Panthers drove 76 yards in five plays, and scored on a Beuerlein-to-Raghib Ismail 40-yard touchdown pass. Minutes later, Carolina tied the game at 28 with a 10-yard run by Tshimanga Biakabutuka. Carolina won the overtime coin toss and elected to receive. The Panthers ran two unsuccessful plays, and Beuerlein fumbled on the third play, giving San Francisco possession on Carolina's 30-yard line. The 49ers picked up 25 yards on the possession and drove down to the Panthers five, where **Wade Richey** hit a 23-yard field goal for the 31-28 victory.

| | 1st | 2nd | 3rd | 4th | OT | Final |
|----------|-----|-----|-----|-----|----|-------|
| 49ers | 7 | 14 | 7 | 0 | 3 | 31 |
| Carolina | 7 | 0 | 7 | 14 | 0 | 28 |



Dec. 26, 1999 - Washington 26, San Francisco 20

The Washington Redskins visited 3Com Park and battled the San Francisco 49ers to their second overtime game in the last three meetings. San Francisco struck first with an 80-yard drive in 13 plays, capped off with a **Charlie Garner** four-yard touchdown run and a 7-0 lead. Early in the second quarter, Washington answered back with an 80-yard drive of their own, ending with a Brad Johnson-to-Michael Westbrook 65-yard touchdown strike. With a pair of **Wade Richey** field goals, San Francisco went into halftime with a 13-7 lead. Washington cut the deficit to three after Brett Conway nailed a 47-yard field goal in the third quarter. The 49ers extended their lead to 20-10 with a 78-yard scoring drive that ended on a five-yard touchdown pass from **Jeff Garcia** to **J.J. Stokes**. At the beginning of the fourth quarter, Conway connected on a 34-yard field goal to bring the Redskins to within seven. Washington then struck again with 3:30 left in the game when Brad Johnson plunged in from one-yard out to tie the game at 20. San Francisco threatened with just over one minute remaining, driving down to the Redskins 22-yard line, before a fumble, which Washington recovered, to force overtime. Washington won the overtime coin toss and promptly moved the ball to the San Francisco 33-yard line in three plays. On first down, Brad Johnson hit Larry Centers for a 33-yard touchdown pass and the 26-20 win.

| | 1st | 2nd | 3rd | 4th | OT | Final |
|----------|-----|-----|-----|-----|----|-------|
| 49ers | 7 | 6 | 7 | 0 | 0 | 20 |
| Redskins | 0 | 7 | 3 | 10 | 6 | 26 |

Oct. 8, 2000 - Oakland 34, San Francisco 28

In a game for the ages, the 49ers fell in overtime to the visitors from across the Bay, the Oakland Raiders. The Raiders jumped out to the early 6-0 lead on two Sebastian Janikowski field goals. The 49ers answered back, scoring 14 unanswered points to close out the first half. The Raiders dominated the third quarter, holding onto the ball for more than 11 minutes and scoring two touchdowns. After another score by the Raiders to start the fourth, the 49ers started their comeback. After a **Jeff Garcia**-to-**Terrell Owens** scoring toss and another score on a nine-yard touchdown run by **Charlie Garner**, San Francisco tied the game at 28. On their next possession, the Raiders drove down to San Francisco's 23-yard line, and on fourth-and-10 Janikowski missed a 41-yard field goal wide left. The 49ers, with a chance to win the game, took over possession and moved the ball down to the Oakland 29-yard line. On fourth-and-one, the Raiders defense stiffened and stopped a leaping **Charlie Garner** for no gain. The Raiders took over on downs, but couldn't get their offense going and were forced to punt back to the 49ers, who ran out the clock and forced the game into overtime. The Raiders won the toss, and marched down to the 49ers 25-yard line. Janikowski came on to attempt the game-winning field goal, but missed wide right, his second missed field goal of the day. The 49ers took over and put a drive of their own together, all the way down to the Raiders 11-yard line. On the first down, **Wade Richey** attempted the game-winning field goal, but it was blocked and possession went back to the Raiders. Following two pass completions and a pass interference call on the 49ers, the Raiders finally put the game away with a 31-yard scoring toss from Rich Gannon to Tim Brown for the win.

| | 1st | 2nd | 3rd | 4th | OT | Final |
|---------|-----|-----|-----|-----|----|-------|
| 49ers | 0 | 14 | 0 | 14 | 0 | 28 |
| Raiders | 3 | 3 | 15 | 7 | 6 | 34 |

49ERS OVERTIME BREAKDOWN

| | |
|--------------------|----------|
| Record | 7-9-1 |
| Won by field goal | 6 |
| Lost by field goal | 6 |
| Won by touchdown | 1 |
| Lost by touchdown | 3 |
| Most in season | 3 (1996) |



49ERS PRIMETIME

49ERS ON MONDAY NIGHTS

| YEAR | DATE | OPPONENT | SCORE | W/L | ATTENDANCE |
|------|-----------------|---------------------|------------|-----|------------|
| 1999 | September 27 | at Arizona | 24-10 | W | 72,100 |
| | November 29 | Green Bay | 3-20 | L | 68,304 |
| | January 3, 2000 | at Atlanta | 29-34 | L | 57,980 |
| 1998 | September 14 | at Washington | 45-10 | W | 76,798 |
| | November 30 | New York Giants | 31-7 | W | 68,212 |
| | December 14 | Detroit | 35-13 | W | 68,585 |
| 1997 | September 29 | at Carolina | 34-21 | W | 70,972 |
| | November 10 | at Philadelphia | 24-12 | W | 67,133 |
| | December 15 | Denver | 34-17 | W | 68,461 |
| 1996 | October 14 | at Green Bay | 20-23 (OT) | L | 60,716 |
| | December 2 | at Atlanta | 34-10 | W | 46,318 |
| | December 23 | Detroit | 24-14 | W | 61,921 |
| 1995 | September 25 | at Detroit | 24-27 | L | 76,236 |
| | November 20 | at Miami | 44-20 | W | 73,080 |
| | December 18 | Minnesota | 37-30 | W | 64,975 |
| 1994 | September 5 | Los Angeles Raiders | 44-14 | W | 68,032 |
| | November 28 | at New Orleans | 35-14 | W | 61,304 |
| | December 26 | at Minnesota | 14-21 | L | 63,326 |
| 1993 | September 13 | at Cleveland | 13-23 | L | 78,218 |
| | November 22 | New Orleans | 42-7 | W | 66,500 |
| | January 3 | Philadelphia | 34-37 (OT) | L | 61,653 |
| 1992 | November 9 | at Atlanta | 41-3 | W | 67,404 |
| | December 28 | Detroit | 24-6 | W | 55,907 |
| 1991 | September 2 | at New York Giants | 14-16 | L | 76,319 |
| | November 25 | at Los Angeles Rams | 33-10 | W | 61,881 |
| | December 22 | Chicago | 52-14 | W | 60,419 |
| 1990 | September 10 | at New Orleans | 13-12 | W | 68,629 |
| | December 3 | New York Giants | 7-3 | W | 66,092 |
| | December 17 | at Los Angeles Rams | 26-10 | W | 65,619 |
| 1989 | November 6 | New Orleans | 31-13 | W | 63,461 |
| | November 27 | New York Giants | 34-24 | W | 63,461 |
| | December 11 | at Los Angeles Rams | 30-27 | W | 67,959 |
| 1988 | October 24 | at Chicago | 9-10 | L | 65,293 |
| | November 21 | Washington | 37-21 | W | 59,268 |
| 1987 | October 5 | at New York Giants | 41-21 | W | 16,471 |
| | December 14 | Chicago | 41-0 | W | 63,509 |
| 1986 | November 17 | at Washington | 6-14 | L | 54,774 |
| | December 1 | New York Giants | 17-21 | L | 59,777 |
| 1985 | November 11 | at Denver | 16-17 | L | 73,173 |
| | November 25 | Seattle | 19-6 | W | 57,482 |
| | December 9 | Los Angeles Rams | 20-27 | L | 60,581 |
| 1984 | September 10 | Washington | 37-31 | W | 59,707 |
| | October 8 | at New York Giants | 31-10 | W | 76,112 |
| 1983 | December 19 | Dallas | 42-17 | W | 59,957 |
| 1978 | November 27 | Pittsburgh | 7-24 | L | 51,657 |
| 1977 | September 19 | at Pittsburgh | 0-27 | L | 48,046 |
| | December 12 | Dallas | 35-42 | L | 55,848 |



| | | | | | |
|------|-------------|---------------------|-------|---|--------|
| 1976 | October 11 | at Los Angeles Rams | 16-0 | W | 84,483 |
| | November 29 | Minnesota | 20-16 | W | 56,775 |
| 1974 | October 14 | at Detroit | 13-17 | L | 45,199 |
| | November 4 | Los Angeles Rams | 13-15 | L | 57,526 |
| 1973 | November 26 | Green Bay | 20-6 | W | 49,244 |
| 1972 | December 4 | Los Angeles Rams | 16-26 | L | 60,175 |
| 1971 | December 6 | Kansas City | 17-26 | L | 45,306 |

49ERS ON SUNDAY NIGHTS

| YEAR | DATE | OPPONENT | SCORE | W/L | ATTENDANCE |
|------|--------------|------------------|------------|-----|------------|
| 1999 | December 26 | Washington | 20-26 (OT) | L | 68,329 |
| 1998 | November 22 | New Orleans | 31-20 | W | 68,429 |
| 1997 | December 21 | at Seattle | 9-38 | L | 66,253 |
| 1996 | November 3 | at New Orleans | 24-17 | W | 53,297 |
| 1995 | December 3 | Buffalo | 27-17 | W | 65,568 |
| 1994 | November 20 | Los Angeles Rams | 31-27 | W | 62,774 |
| 1993 | December 5 | Cincinnati | 21-8 | W | 60,039 |
| 1992 | September 27 | at New Orleans | 16-10 | W | 68,591 |
| 1990 | November 11 | at Dallas | 24-6 | W | 62,966 |
| 1988 | December 18 | Los Angeles Rams | 16-38 | L | 62,444 |
| 1987 | November 29 | Cleveland | 38-24 | W | 60,243 |
| | December 27 | Los Angeles Rams | 48-0 | W | 57,953 |
| 1982 | December 19 | Atlanta | 7-17 | L | 53,234 |

49ERS ON THURSDAY NIGHTS


| YEAR | DATE | OPPONENT | SCORE | W/L | ATTENDANCE |
|------|-------------|------------------|-------|-----|------------|
| 1983 | September 8 | at Minnesota | 48-17 | W | 58,167 |
| 1982 | December 2 | Los Angeles Rams | 30-24 | W | 58,574 |

49ERS ON FRIDAY NIGHTS

| YEAR | DATE | OPPONENT | SCORE | W/L | ATTENDANCE |
|------|-------------|------------------|-------|-----|------------|
| 1986 | December 19 | Los Angeles Rams | 24-14 | W | 60,266 |
| 1984 | December 14 | Los Angeles Rams | 19-16 | W | 59,743 |

49ERS PRIME TIME RECORDS

| | |
|--------------------------|------------------------------------|
| On Prime Time | 46-24 (home - 28-12, road - 18-12) |
| On Monday Nights | 34-20 (home - 19-9, road - 15-11) |
| On Sunday Nights | 9-4 (home - 6-3, road - 3-1) |
| On Thursday Nights | 2-0 (home - 1-0, road - 1-0) |
| On Friday Nights | 2-0 (home - 2-0) |
| Games After Monday Night | 32-14 (home - 25-4, road - 7-10) |
| Games After Monday Win | 21-8 (home - 15-3, road - 6-5) |
| Games After Monday Loss | 11-6 (home - 10-1, road - 1-5) |



Pressuring the quarterback is part of Julian Peterson's job description.

HISTORY

TOP 49ERS SINGLE SEASON RECEIVING YARDAGES

| YEAR | PLAYER | REC | YDS | TD |
|------|---------------|-----|-------|----|
| 1995 | Jerry Rice | 122 | 1,848 | 15 |
| 1986 | Jerry Rice | 86 | 1,570 | 15 |
| 1993 | Jerry Rice | 98 | 1,503 | 15 |
| 1990 | Jerry Rice | 100 | 1,502 | 13 |
| 1994 | Jerry Rice | 112 | 1,499 | 13 |
| 1989 | Jerry Rice | 82 | 1,483 | 17 |
| 2000 | Terrell Owens | 87 | 1,451 | 13 |



RED ZONE



WHAT TO LOOK FOR IN 2001

The **49ers** extending their NFL scoring streak record beyond 370 consecutive games. San Francisco has not been shutout since October 9, 1977 against Atlanta. Cleveland held the previous scoring streak record with 274 from 1950-71.

The **49ers** extending their consecutive home sellout streak. The 49ers enter 2001 having sold-out 175 straight games, including playoffs.

The **49ers** having a player selected to the Pro Bowl for the 21st consecutive year.

The **49ers** having a player named to the All-Pro team for the eighth consecutive year.

The **49ers** extending their team record and having a 1,000-yard rusher for the fifth consecutive year.

Greg Clark recording his 100th career reception, becoming the first San Francisco tight end since Brent Jones to do so.

Greg Clark becoming only the second tight end in team history to have 1,000 yards receiving. Clark currently has 909 yards receiving in his four years with the 49ers.

Derrick Deese playing in his 100th career game. Deese has played in 95 games and started every game he has played in since 1998.

Derrick Deese joining the 49ers exclusive 10-year club. He is entering his 10th season with the team.

Jeff Garcia becoming the first quarterback in 49ers history to throw for 4,000 yards in consecutive seasons.

Jeff Garcia becoming the first quarterback in 49ers history to throw for 30-or-more touchdowns in consecutive seasons.

Jeff Garcia moving into fifth place on 49ers all-time passing yardage list. Garcia currently has 6,822 yards passing and needs 399 yards to pass Steve DeBerg for fifth all time.

Scott Gragg playing in his 100th career game. Entering the 2001 season, Gragg has played in 93 games.

Scott Gragg extending his consecutive games started streak. Entering 2001, he has started 80 consecutive games.

Garrison Hearst reaching 5,000-yard rushing mark. Hearst needs 61 yards to eclipse the milestone.

Garrison Hearst reaching 3,000-yard rushing mark as a 49er. Hearst enters 2001 needing 411 yards to reach 3,000 yards with San Francisco.

Garrison Hearst moving into the top 10 on the 49ers career rushing list. With 2,589 yards entering the season, Hearst needs 252 yards to pass Ricky Watters for 10th on the list.

Terrell Owens extending his streak of 70 consecutive games with at least one reception.

Terrell Owens becoming the only player other than Jerry Rice in 49ers history to have 1,000 yards receiving in consecutive years.

Terrell Owens becoming only the second player in 49ers history to record double-digit touchdown receptions in consecutive years.

Terrell Owens catching his 50th career touchdown. Owens has 43 touchdown receptions entering the 2001 season.

Terrell Owens moving into the top five on San Francisco's career receptions list. Owens has 319 career receptions and needs 88 catches to tie Billy Wilson for fifth and 98 to tie Brent Jones for fourth.

Terrell Owens gaining 5,000 total yards from scrimmage. Owens currently has 4,811 total yards and needs 669 yards to pass J.D. Smith for 10th all time.



J.J. Stokes moving into top 10 on 49ers career receptions list. With 241 career receptions, Stokes needs 54 catches to pass Tom Rathman for 10th all-time.

Dana Stubblefield recording his 50th career sack. Stubblefield enters the season with 46.5 sacks.


Dana Stubblefield moving into sixth on 49ers all-time sacks list. Stubblefield begins the season with 39.5 sacks in a 49ers uniform and needs one sack to surpass Fred Dean.

Bryant Young to start and play in his 100th career game. Young has started all 99 games he has played in since joining the 49ers in 1994.

Bryant Young tying the NFL record for career safeties. Young enters the 2001 season with three career safeties, trailing all-time leaders Ted Hendericks and Doug English by one.

Bryant Young recording his 400th career tackle. Young enters 2001 season needing only 35 tackles to reach 400.

Bryant Young recording his 60th career sack. Young enters the 2001 season with 57.5 career sacks. He needs 3.5 sacks to tie Dwaine Board for fourth in team history.



Jeff Garcia helped Greg Clark record career-highs in receptions and touchdowns in 2000.



3COM PARK INFORMATION

Original Ground Breaking: 1958

Stadium Named: 1959. Named "Candlestick Park" in a balloting among fans. More than 15,000 entries were submitted. Renamed 3Com Park in 1995.

Expansion: November 19, 1969

First 49ers' Regular Season Game: October 10, 1971 vs. L.A. Rams

Playing Surface: Natural Grass

Approximate Cost: \$24.6 million (not including expansion cost)

Stadium Area: 14.5 acres on 82-acre site

Stadium Diameter: 680 feet at its shortest, 840 feet at its longest

Height: 120 feet

Steel Used: 1,034 tons structural steel; 8,000 tons reinforcing steel

Concrete Used: 50,000 cubic yards of concrete

Capacity: 69,734

Restrooms: 70

Concession Stands: 60

Parking Capacity (Approximately)

Cars7,000

Buses300

49ers' Top-10 Candlestick/3Com Park Crowds

| RANK | OPPONENT | ATTENDANCE | DATE | RESULTS |
|------|--------------|------------|----------|------------------|
| 1. | Green Bay# | 69,311 | 1-6-96 | Packers 27-17 |
| 2. | Dallas@ | 69,125 | 1-15-95 | 49ers 38-28 |
| 3. | Dallas | 69,014 | 11-13-94 | 49ers 21-14 |
| 4. | Dallas | 68,919 | 11-10-96 | Cowboys 20-17 OT |
| 5. | Dallas | 68,657 | 11-2-97 | 49ers 17-10 |
| 6. | Denver | 68,461 | 12-15-97 | 49ers 34-17 |
| 7. | L.A. Raiders | 68,032 | 9-5-94 | 49ers 44-14 |
| 8. | N.Y. Giants# | 67,143 | 1-15-94 | 49ers 44-3 |
| 9. | Green Bay# | 66,506 | 1-3-99 | 49ers 30-27 |
| 10. | New Orleans | 66,500 | 11-22-93 | 49ers 42-7 |

NFC Playoff, @ NFC Championship

NOTE: 49ers' home attendance record is 70,000 (est.) vs. New England (10-22-89). The game was played at Stanford Stadium due to the 1989 Loma Prieta Earthquake.

FULL HOUSE

Entering 2001, San Francisco has registered 175 consecutive sellouts at home, including 22 postseason contests. The streak began October 11, 1981 against the Dallas Cowboys.



HOME SEASON ATTENDANCE SINCE 1972

| YEAR | REGULAR SEASON (AVG) | WITH PRESEASON | PLAYOFFS |
|------|---------------------------|-----------------|-------------------|
| 2000 | 467,923 (58,490 - 8 gms) | 550,565 (2 gms) | — |
| 1999 | 478,202 (59,775 - 8 gms) | 571,065 (2 gms) | — |
| 1998 | 490,421 (61,303 - 8 gms) | 590,009 (2 gms) | 656,515 - (1 gm) |
| 1997 | 501,641 (62,705 - 8 gms) | 602,140 (2 gms) | 736,145 - (2 gm) |
| 1996 | 502,534 (62,817 - 8 gms) | 600,957 (2 gms) | 657,417 - (1 gm) |
| 1995 | 518,928 (64,866 - 8 gms) | 623,393 (2 gms) | 692,704 - (1 gm) |
| 1994 | 516,808 (64,601 - 8 gms) | 623,241 (2 gms) | 757,010 - (2 gms) |
| 1993 | 501,476 (62,685 - 8 gms) | 622,844 (2 gms) | 689,987 - (1 gm) |
| 1992 | 494,595 (61,824 - 8 gms) | 646,920 | 776,831 - (2 gms) |
| 1991 | 478,570 (59,821 - 8 gms) | 586,193 | — |
| 1990 | 506,176 (63,272 - 8 gms) | 620,122 | 751,748 - (2 gms) |
| 1989 | 431,645 (61,664 - 7 gms)* | 544,757* | 674,111 - (1 gm)* |
| 1988 | 480,039 (60,006 - 8 gms) | 589,620 | 651,468 - (1 gm) |
| 1987 | 394,675 (56,382 - 7 gms) | 505,006 | 567,553 - (1 gm) |
| 1986 | 470,339 (58,792 - 8 gms) | 579,087 | — |
| 1985 | 470,506 (58,813 - 8 gms) | 576,500 | — |
| 1984 | 446,769 (58,346 - 8 gms) | 571,199 | 692,542 - (2 gms) |
| 1983 | 435,115 (54,389 - 8 gms) | 532,232 | 590,518 - (1 gm) |
| 1982 | 270,837 (54,157 - 5 gms) | 378,563 | — |
| 1981 | 435,182 (54,398 - 8 gms) | 514,412 | 572,772 - (2 gms) |
| 1980 | 373,325 (46,666 - 8 gms) | 466,948 | — |
| 1979 | 354,470 (44,309 - 8 gms) | 420,878 | — |
| 1978 | 323,178 (40,397 - 8 gms) | 414,820 | — |
| 1977 | 298,983 (42,712 - 7 gms) | 418,346 (3 gms) | — |
| 1976 | 351,337 (50,191 - 7 gms) | 477,371 (3 gms) | — |
| 1975 | 300,153 (42,879 - 7 gms) | 380,176 | — |
| 1974 | 346,948 (49,564 - 7 gms) | 473,142 (3 gms) | — |
| 1973 | 376,782 (53,826 - 7 gms) | 486,030 | — |
| 1972 | 397,186 (56,741 - 7 gms) | 558,956 (3 gms) | 618,588 - (1 gm) |

* Oct. 22 game played at Stanford (70,000), not included in '89 totals.

TOP-TEN HOME ATTENDANCE SEASONS (BASED ON AVERAGE)

| YEAR | REGULAR SEASON (AVG) | WITH PRESEASON | PLAYOFFS |
|------|---------------------------|-------------------|-------------------|
| 1995 | 518,928 (64,866 - 8 gms) | 623,393 - (2 gms) | 692,704 - (1 gm) |
| 1994 | 516,808 (64,601 - 8 gms) | 623,241 - (2 gms) | 757,010 - (2 gms) |
| 1990 | 506,176 (63,272 - 8 gms) | 620,122 - (2 gms) | 751,748 - (2 gms) |
| 1996 | 502,534 (62,817 - 8 gms) | 600,957 - (2 gms) | 657,417 - (1 gm) |
| 1997 | 501,641 (62,705 - 8 gms) | 602,140 - (2 gms) | 736,145 - (2 gms) |
| 1989 | 501,645 (62,706 - 8 gms)* | 614,757 - (2 gms) | 744,111 - (2 gms) |
| 1993 | 501,476 (62,685 - 8 gms) | 622,844 - (2 gms) | 689,987 - (1 gm) |
| 1992 | 494,595 (61,824 - 8 gms) | 646,920 - (2 gms) | 776,831 - (2 gms) |
| 1988 | 480,039 (60,005 - 8 gms) | 589,620 - (2 gms) | 651,468 - (1 gm) |
| 1991 | 478,570 (59,821 - 8 gms) | 586,193 - (2 gms) | — |

*Includes Oct. 22 game played at Stanford (70,000).

49ERS' ALL-TIME LARGEST CROWDS (HOME & AWAY)

| RANK | OPPONENT | ATTENDANCE | DATE | RESULTS |
|------|-------------------|------------|----------|--------------|
| 1. | at L.A. Rams | 102,368 | 11-10-57 | Rams 37-24 |
| 2. | at L.A. Rams | 95,082 | 11-9-58 | Rams 56-7 |
| 3. | at L.A. Rams | 94,276 | 11-8-59 | 49ers 24-16 |
| 4. | at L.A. Raiders | 91,494 | 9-29-91 | Raiders 12-6 |
| 5. | at L.A. Raiders | 87,006 | 9-22-85 | 49ers 34-10 |
| 6. | at L.A. Rams | 85,856 | 11-8-53 | 49ers 31-27 |
| 7. | at L.A. Rams+ | 84,483 | 10-11-76 | 49ers 16-0 |
| 8. | at Super Bowl XIX | 84,059 | 1-20-85 | 49ers 38-16 |
| 9. | at New Orleans | 81,595 | 9-26-71 | 49ers 38-20 |
| 10. | at Super Bowl XVI | 81,270 | 1-24-82 | 49ers 26-21 |

+ Monday Night

(Super Bowl XIX vs. Miami at Stanford, CA & Super Bowl XVI vs. Cincinnati at Pontiac, MI)



49ERS HOME STADIUMS

| Stadium | Years Used | First Game | Last Game |
|-----------------------|--------------|--|---------------------------------------|
| Kezar Stadium | 1946-1970 | N.Y. Yanks 21, 49ers 7 (Sept. 8, 1946) | Dallas 17, 49ers 10 (Jan. 3, 1971) |
| Candlestick/3Com Park | 1971-Present | 49ers 38, Cleveland 24 (Aug. 8, 1971) * L.A. Rams 20, 49ers 13 (Oct. 10, 1971) ** | |

* Preseason game

** First regular season

YEARLY TOP HOME ATTENDANCE FIGURES

| No | Attendance | Avg | Year |
|-----|------------|--------|------|
| 1. | 518,928 | 64,866 | 1995 |
| 2. | 516,808 | 64,601 | 1994 |
| 3. | 506,176 | 63,272 | 1990 |
| 4. | 502,534 | 62,817 | 1996 |
| 5. | 501,641 | 62,705 | 1997 |
| 6. | 501,476 | 62,685 | 1993 |
| 7. | 494,595 | 61,824 | 1992 |
| 8. | 490,421 | 61,303 | 1998 |
| 9. | 480,039 | 60,006 | 1988 |
| 10. | 478,570 | 59,821 | 1991 |

49ERS FINGERTIP INFORMATION

| | |
|---------------------------|---|
| Office Address: | Marie P. DeBartolo Sports Centre 4949 Centennial Boulevard, Santa Clara, CA 95054-1229 |
| Office Phone: | (408) 562-4949 |
| Internet Address: | http://www.sf49ers.com |
| Home Field: | 3Com Park (Capacity 69,734) |
| Colors: | Cardinal Red (PMS 194), Metallic Gold (PMS 874), Beige (PMS 464) |
| Founded: | 1946. Joined NFL in 1950 |
| Super Bowl Titles: | 1981 (XVI), 1984 (XIX), 1988 (XXIII), 1989 (XXIV), 1994 (XXIX) |



49ERS vs. NFL at CANDLESTICK/3COM PARK

Total: 160-90-1 (including postseason)

| | | | |
|--------------|------|-----------------|--------|
| Arizona | 6-2 | Miami | 1-2 |
| Atlanta | 22-8 | Minnesota | 10-3 |
| Baltimore | 1-0 | New England | 3-0 |
| Buffalo | 2-2 | New Orleans | 20-9-1 |
| Carolina | 2-4 | New York Giants | 9-4 |
| Chicago | 9-4 | New York Jets | 3-1 |
| Cincinnati | 4-1 | Oakland | 1-4 |
| Cleveland | 2-1 | Philadelphia | 4-3 |
| Dallas | 7-5 | Pittsburgh | 1-4 |
| Denver | 2-2 | San Diego | 3-1 |
| Detroit | 8-1 | Seattle | 1-1 |
| Green Bay | 3-4 | St. Louis | 13-18 |
| Indianapolis | 3-0 | Tampa Bay | 8-1 |
| Jacksonville | 0-0 | Tennessee | 3-2 |
| Kansas City | 3-1 | Washington | 6-2 |

49ERS AT HOME

| Home Stadium | Regular Season | Postseason | Total |
|-----------------------|----------------|------------|-----------|
| Kezar Stadium | 95-61-7 | 1-3 | 96-64-7 |
| Candlestick/3Com Park | 143-84-1 | 17-6 | 160-90-1 |
| Totals | 238-145-8 | 18-9 | 256-154-8 |

49ERS AT CANDLESTICK/3COM PARK

Year-by-Year (1971-00)

| Year | Regular season | Postseason | Total |
|------|----------------|------------|-------|
| 1971 | 4-3 | 1-0 | 5-3 |
| 1972 | 4-2-1 | 0-1 | 4-3-1 |
| 1973 | 3-4 | | 3-4 |
| 1974 | 3-4 | | 3-4 |
| 1975 | 2-5 | | 2-5 |
| 1976 | 4-3 | | 4-3 |
| 1977 | 3-4 | | 3-4 |
| 1978 | 2-6 | | 2-6 |
| 1979 | 2-6 | | 2-6 |
| 1980 | 4-4 | | 4-4 |
| 1981 | 7-1 | 2-0 | 9-1 |
| 1982 | 0-5 | | 0-5 |
| 1983 | 4-4 | 1-0 | 5-4 |
| 1984 | 7-1 | 2-0 | 9-1 |
| 1985 | 5-3 | | 5-3 |
| 1986 | 6-2 | | 6-2 |
| 1987 | 6-1 | 0-1 | 6-2 |
| 1988 | 4-4 | 1-0 | 5-4 |
| 1989 | 5-2 | 2-0 | 7-2 |
| 1990 | 6-2 | 1-1 | 7-3 |
| 1991 | 7-1 | | 7-1 |
| 1992 | 7-1 | 1-1 | 8-2 |
| 1993 | 6-2 | 1-0 | 7-2 |
| 1994 | 7-1 | 2-0 | 9-1 |
| 1995 | 6-2 | 0-1 | 6-3 |
| 1996 | 6-2 | 1-0 | 7-2 |
| 1997 | 8-0 | 1-1 | 9-1 |
| 1998 | 8-0 | 1-0 | 9-0 |
| 1999 | 3-5 | | 3-5 |
| 2000 | 4-4 | | 4-4 |



2001 SAN FRANCISCO 49ERS RADIO NETWORK

Flagship Station — KGO AM 810

The broadcast rights to the San Francisco 49ers are held by KGO AM 810 in San Francisco, an ABC/Disney owned station. In 2001, San Francisco 49ers games will be heard in California, Hawaii, Nevada and Oregon.

FLAGSHIP

KGO

San Francisco

CALIFORNIA

KNCO

Grass Valley

KVML

Sonora

KJDX

Susanville

KRKC

Kings City

KBLF

Red Bluff

KSEG

Sacramento

KNRO

Redding

KESP

Modesto

KMFB

Mendocino

KTHU

Chico

KKJL

San Louis Obispo

KMJ

Fresno

KPRL

Paso Robles

KGOE

Eureka

KKCY

Yuba City

KIQS

Willows

NEVADA

KKOH

Reno

KENO

Las Vegas

HAWAII

KPUA

Hilo

KMVI

Kahului

KCCN

Honolulu

OREGON

KEJO

Corvallis

KTMT

Medford

KUIK

Portland

KSW

Seaside



MEDICAL GLOSSARY

A-C Joint - Acromioclavicular joint; joint of the shoulder where acromion process (of the scapula) and the distal end of the clavicle meet; most shoulder separations occur at this point.

Abduct - Movement of any extremity away from the body.

Abrasion - Any injury which rubs off the surface of the skin.

Abscess - An infection which produces pus; can be the result of a blister, callus, penetrating wound or laceration.

Achilles Tendon - The tendon at the back of the heel.

Abductor - Any muscle which moves a part toward the median axis of the body.

Adhesion - Abnormal adherence of collagen fibers to surrounding structures during immobilization following trauma or as a complication of surgery which restricts normal elasticity of the structures involved.

Aerobic - Exercise in which energy needed is supplied by oxygen inspired; required for sustained periods of hard work and vigorous exercise.

Anabolic Steroids - Testosterone, or a steroid hormone resembling testosterone, that stimulates growth in the body as a whole.

Anaerobic - Exercise without the use of oxygen as an energy source; short bursts of vigorous exercise.

Anterior Cruciate Ligament (ACL) - Ligament of knee attaching to anterior tibial plateau and posterior medial aspect of femoral condyle. It provides stability in keeping the lower leg from coming forward.

Anterior Compartment Syndrome - Condition in which swelling within the anterior compartment of the lower leg (comprising of muscles, nerves and arteries to the foot) jeopardizes the viability of the muscles and nerves within the compartment.

Anti-Inflammatory - Any agent which prevents inflammation (such as aspirin or ibuprofen).

Arteriogram - Film demonstrating arteries after injection of opaque medium (dye).

Arthrogram - X-ray technique for joints using air and/or dye injected in affected area (to show torn cartilage or rotator cuff tears).

Arthroscope - An instrument used for visualization of the interior of a joint cavity; sometimes referred to as "scope."

Arthroscopy - Examination of the internal structures of a joint by means of surgical viewing apparatus (arthroscope) inserted into the joint.

Aspiration - The withdrawal of fluids from a body cavity by means of a suction or siphonage apparatus (syringe).

Asymptomatic - Without symptoms.

Atrophy - To shrivel or shrink from disuse, as in muscular atrophy.

Avascular Necrosis - Death of a part due to lack of circulation (can occur in the elbow from throwing).

Avulsion - A tearing away forcibly of a part of structure.

Axilla - The armpit.

Baker's Cyst - Indicates that there is trauma inside the knee joint that leads to excessive joint-fluid production; inflammation of the gastrocnemius bursa. Usually produces localized swelling behind the knee.

Bennett's Fracture - Fracture dislocation of the base of the first metacarpal (or the thumb).

Biceps - Muscle on the front of the upper arm responsible for blending the elbow.

Bone scan - "Radionuclide Imaging," which is useful to demonstrate stress fracture not evident on routine x-rays.

Brachial Plexus - Network of nerves originating from the cervical vertebrae running down the arm.

Bruise - A discoloration of the skin due to an extravasation of the blood into the underlying tissues.



Burner - Common term for brachial plexus trauma in the neck. Usually results in burning or tingling sensation into the shoulder or arm when the neck is forced beyond the normal range of motion.

C.P.R. - Cardiopulmonary Resuscitation; artificial establishment of circulation of the blood and movement of air into the lungs in a pulseless, non-breathing person.

Calcaneus - The heel bone.

Calf - Also known as gastrocnemius; muscle responsible for plantarflexing, or pointing the toes down the foot.

Capsule - An enclosing structure which surrounds the joint and contains ligaments which stabilize that joint.

Cartilage - Smooth, slippery substance preventing two ends of bones from rubbing together and grating.

Cellulitis - Inflammation of cellular or connective tissue.

Charley Horse - A bruise to the quadriceps resulting from a direct blow to the front of the thigh, characterized by intramuscular bleeding. No other injury should be called a charley horse.

Chondral Fracture - Fracture to the chondral (cartilaginous) surfaces of bone.

Chondromalacia - A roughening of the cartilage surface. Best known for the roughening of the underside of the kneecap.

Clavicle - The collar bone.

Collagen - A substance existing in commonly injured tissues of the body, including skin, cartilage, ligaments and bone.

Concussion - Jarring injury of the brain resulting in dysfunction. Can be graded mild, moderate or severe depending on loss of consciousness, amnesia and loss of equilibrium.

Congenital - Existing before birth; to be born with.

Contusion - An injury to the muscles and tissues caused by a blow from a blunt object.

Cortisone - An anti-inflammatory medication.

Costochondral - The cartilage that separates the bones within the rib cage.

Cyst - Abnormal sac containing liquid or semisolid matter.

Degenerative Joint Disease - Changes in the joint surfaces as a result of repetitive trauma.

Dehydration - Loss of body water.

Deltoids - Muscles at top of arm, just below shoulder.

Disc - A flat, round-like, plate structure usually referring to cartilage between vertebrae.

Dislocation - Complete displacement of joint surfaces.

Echymosis - Bleeding into the surface tissue below the skin, resulting in a "black and blue" effect.

Ectomy - Suffix connoting the affected part (e.g. meniscectomy, appendectomy).

Edema - Accumulation of fluid in organs and tissues of the body (swelling).

Effusion - Accumulation of fluid, or the fluid itself, in various spaces in the body. Commonly found in the knee following injury.

Electrolyte - Ionized salts in blood, tissue fluids and cells including salts of sodium, potassium and chlorine.

Electrolyte Drink - Fluid for replacing electrolytes, such as Gatorade Thirst Quencher.

EMG - Electromyogram test to check nerve function.

Epicondylitis - Inflammation in the elbow due to overuse of either the flexor or extensor muscles attaching to the medial or lateral epicondyle of the humerus.

Eversion - Turning outward.

Extension - Motion of straightening a joint.

Extensor - A muscle which upon contraction results in straightening a joint.

External Rotation - Lateral movement of a joint or extremity to the outside.



Fascia - A connective tissue sheath consisting of fibrous tissue and fat which unites the skin to the underlying tissues.

Femur - Thigh bone.

Fibula - The smaller of the two bones in the lower leg, located to the outside.

Flexibility - The ability of muscle to relax and yield to stretch force.

Flexibility Exercise - A general term used to describe exercise performed by a person to passively or actively elongate soft tissues without the assistance of a therapist.

Flexion - Bending a joint, as in flexing the arm or leg.

Flexor - A muscle which upon contraction flexes or bends.

Fracture - Breach in continuity of a bone. Types of fractures include simple, compound, comminuted, greenstick, incomplete, impacted, longitudinal, oblique, stress or transverse.

Gamekeeper's Thumb - Tear of the ulnar collateral ligament of the metacarpo-phangeal joint of the thumb.

Glenohumeral - The shoulder socket, containing the glenoid, the humeral head and the labrum.

Glenoid - A cavity of the scapula into which the head of the humerus fits to the form of the shoulder joint (the shoulder socket).

Groin - Junction of the thigh and abdomen.

Hamstring - Muscle running from the buttocks to behind the knee. Often injured as a result of improper conditioning or lack of muscle flexibility. Muscle responsible for flexing the knee joint.

Heat Stroke - Condition of rapidly rising internal body temperature that overwhelms the body's mechanisms for release of heat.

Heat Exhaustion - Mild form of shock caused by loss of fluid and electrolyte from the circulation because of excessive sweating when exposed to heat.

Heat Cramps - Painful muscle spasms of arms or legs caused by excessive body heat and depletion of fluids and electrolyte.

Hematoma - A tumor-like mass produced by an accumulation of coagulated blood in a cavity.

Hip Pointer - Contusion to the iliac crest.

Humerus - Bone of the upper arm.

Hyperextension - Extreme extension, or straightening, of a limb or body part.

Iliotibial Band - A thick, wide fascial layer from the iliac crest to the knee joint.

Impingement Syndrome - Pinching together of the supraspinatus muscle and other soft tissue in the shoulder, which is common in throwing.

Isokinetic Exercise - A form of active resistive exercise in which the speed of movement of the limb is controlled by a pre-set rate-limiting device, such as Cybex, Biodex, etc.

Isometric (static) Contraction - A muscle contraction in which tension is developed but no mechanical work is done. There is not appreciable joint movement and the overall length of the muscle remains the same.

Isokinetic - A constant speed and consistent resistance exercise.

Isotonic (dynamic) Contraction - A concentric or eccentric muscular contraction that results in movement of a joint or body part (lifting a free weight).

Itis - Suffix connoting inflammation (e.g. tendinitis, bursitis).

Joint Mobilization - Passive traction and/or gliding movements applied to joint surfaces that maintain or restore the joint play normally allowed by the capsule, so that the normal roll-slide joint mechanic can occur as a person moves.

Lateral Collateral Ligament (LCL) - Ligament of knee attaching lateral femoral condyle to the fibula head. It provides lateral stability to the knee.

Ligament - Band of fibrous tissue that connects bone to bone or bone to cartilage and supports and strengthens joints.

Lumbosacral - Region of low back comprised of lumbar and sacral spine.



Magnetic Resonance Imaging (MRI) - Provides highly detailed pictures of the body's interior, using highly magnetic fields. MRI does not require radiation.

Malleolus - Rounded projections on either side of the ankle joint.

Medial - Pertaining to or near the middle.

Medial Collateral Ligament (MCL) - Ligament of knee attaching to medial femoral condyle to medial tibia. It provides medial stability to the knee.

Meniscus - Crescent shaped cartilage usually pertaining to the knee joint.

Meniscectomy - An intra-articular procedure at the knee by which meniscus (fibrocartilage) is removed surgically.

Metacarpals - Five long bones of hand, just below fingers.

Metatarsals - Five long bones of foot, just below toes.

Mobilization - Passive stretching movements performed by a therapist at a slow speed slow enough that a patient can stop the movement.

Myositis - Inflammation of a muscle.

Myositis Ossificans - Inflammation in muscle resulting in the formation of bone-like substance.

Necrotic - Relating to death of a portion of tissue.

Neuritis - Inflammation of a nerve.

Orthotic - Any device applied to or around the body in the care of physical impairment or disability, commonly used to control foot mechanics.

Osteochondritis Dissecans - A piece of bone and/or cartilage loosened from its attachment after trauma as a cause of a lesion.

Osteomyelitis - An inflammatory disease of bone caused usually by infection with streptococcus or staphylococcus.

Parasthesia - Sensation of numbness or tingling, indicating nerve irritation.

Patella - The kneecap.

Patella Tendinitis - Inflammation of the patella tendon.

Pathology - Study of the nature and cause of disease.

Pectorals - Chest muscles beneath the breast, leading up to shoulder.

Peroneal - Muscles of the lateral lower leg responsible for everting the foot.

Plantar Fascia - The tight band of muscle beneath the arch of the foot.

Plica - A fold of tissue in the joint capsule and a common result of knee injury.

PNF (Proprioceptive Neuromuscular Facilitation) - An approach to therapeutic exercise based on the principles of functional human anatomy and neurophysiology.

Posterior Cruciate Ligament (PCL) - Ligament of the knee attaching to posterior tibial plateau and anterior lateral aspect of femoral condyle. It provides stability in keeping the lower leg from going backward.

Quadriceps (Quads) - The four powerful muscles in the front of the thigh, responsible for extending the knee joint.

Radiography - Taking of X-rays.

Radius - Forearm bone on thumb side.

Reconstruction - Surgical rebuilding of an injured joint.

Referred Pain - Pain felt in undamaged area of body away from actual injury.

Rotator cuff - Comprised of four muscles in the shoulder area; supraspinatus, infraspinatus, teres minor, and subscapularis. Often irritated by overuse.

S-C joint - Sternoclavicular joint; articulation between the sternum and the clavicle.

Sacroiliac - Relating to the juncture of the hip bone and lower part of the spine.

Scan - Injection of radioactive fluid (equal in radioactivity to about one x-ray) which may then be displayed on a computer/monitor or film (e.g. bone scan).



Scapula - The shoulder blade.

Sciatic Nerve - Largest nerve in body located in back of leg which controls most of its function.

Sciatica - Irritation of the sciatic nerve, resulting in pain or tingling running down the inside of the cap.

Sesamoid Bones - Lies within and adds strength to tendons as they cover bony surface. The most commonly known is the kneecap.

Shin splint - A catch-all syndrome describing pain either in the front of the lower leg or on the inner aspect of the leg.

Spasm - Sudden, violent, involuntary contraction of a muscle.

Spleen - Large, solid organ responsible for the normal production and destruction of blood cells.

Spondylitis - Inflammation of one or more vertebrae.

Spondylolisthesis - Forward displacement of one lumbar vertebra.

Spondylosis - Abnormal vertebral fixation or immobility.

Sprain - A joint injury. A violent twisting, stretching, pulling or tearing of a ligament.

Stinger - Common term for brachial plexus trauma in the neck.

Strain - A muscle injury. The stretching, pulling or twisting of a muscle or a tendon.

Stress X-Ray - A continual x-ray taken when a portion of the body is stressed to its maximum to see if the ligaments are intact.

Stress Fracture - A hair-line type of break in bone caused by overuse.

Stretching - Any therapeutic maneuver designed to lengthen (elongate) pathologically shortened soft-tissue structures and thereby increase range of motion.

Subluxation - Partial dislocation of a joint. Term usually implies that joint can return to normal position without formal reduction.

Synovial Fluid - Lubricating fluid for joints and tendons, produced in synovium, or inner lining of the joint.

Synovitis - Inflammation of the synovium.

Talus - The ankle bone that articulates with the tibia and fibula.

Tarsus - Arch of foot.

Tendinitis - Inflammation of the tendon and/or tendon sheath, often caused by chronic overuse and/or sudden injury.

Tendon - Fibrous tissue that connects muscles to other structures.

Tennis Elbow - General term for lateral elbow pain.

Tibia - Larger of the two bones in lower leg; weight-bearing bone.

Tomograph - A special type of x-ray apparatus that demonstrates the organ or tissue is a particular depth.

Trachea - The windpipe.

Trapezius - A flat triangular muscle covering the posterior surface of the neck and shoulder.

Triceps - Muscle of the posterior upper arm, opposite the biceps, that extends the elbow.

Turf Toe - Sprain of the metatarsophalangeal (MTP) joint of the great toe.

Turf Burn - Abrasion resulting from contact with artificial turf in which one or more layers of skin are removed.

Ulna - One of two bones in forearm; extends from point of elbow and found on outer (little finger) side.

Ulnar Nerve - Nerve in the elbow commonly irritated from excessive throwing or repeated trauma.

Wrist - The junction between the two forearm bones (radius and ulna) and the eight wrist bones (trapezium, trapezoid, capitate, hamate, pisiform, triquetral, lunate and scaphoid).



2001 NFC TEAM SCHEDULES

(All times local. All games Sunday unless otherwise noted.)

ARIZONA CARDINALS

| | | |
|---------|---------------------|------------|
| SEP. 9 | OPEN DATE | |
| SEP. 16 | at Washington | 1:00 p.m. |
| SEP. 23 | DENVER | 5:30 p.m. |
| SEP. 30 | ATLANTA | 1:05 p.m. |
| OCT. 7 | at Philadelphia | 1:00 p.m. |
| OCT. 14 | at Chicago | 12:00 p.m. |
| OCT. 21 | KANSAS CITY | 1:00 p.m. |
| OCT. 28 | at Dallas | 3:05 p.m. |
| NOV. 4 | PHILADELPHIA | 2:05 p.m. |
| NOV. 11 | NEW YORK GIANTS | 2:15 p.m. |
| NOV. 18 | DETROIT | 2:15 p.m. |
| NOV. 25 | at San Diego | 1:15 p.m. |
| DEC. 2 | at Oakland | 1:15 p.m. |
| DEC. 9 | WASHINGTON | 2:05 p.m. |
| DEC. 15 | at NY Giants (Sat.) | 1:30 p.m. |
| DEC. 23 | DALLAS | 2:05 p.m. |
| DEC. 30 | at Carolina | 1:00 p.m. |

CAROLINA PANTHERS

| | | |
|---------|------------------|------------|
| SEP. 9 | at Minnesota | 12:00 p.m. |
| SEP. 16 | NEW ENGLAND | 1:00 p.m. |
| SEP. 23 | at Atlanta | 1:00 p.m. |
| SEP. 30 | GREEN BAY | 1:00 p.m. |
| OCT. 7 | at San Francisco | 5:30 p.m. |
| OCT. 14 | NEW ORLEANS | 1:00 p.m. |
| OCT. 21 | at Washington | 1:00 p.m. |
| OCT. 28 | NEW YORK JETS | 1:00 p.m. |
| NOV. 4 | at Miami | 1:00 p.m. |
| NOV. 11 | at St. Louis | 12:00 p.m. |
| NOV. 18 | SAN FRANCISCO | 1:00 p.m. |
| NOV. 25 | ATLANTA | 1:00 p.m. |
| DEC. 2 | at New Orleans | 12:00 p.m. |
| DEC. 9 | at Buffalo | 1:00 p.m. |
| DEC. 16 | OPEN DATE | |
| DEC. 23 | ST. LOUIS | 1:00 p.m. |
| DEC. 30 | ARIZONA | 1:00 p.m. |

DALLAS COWBOYS

| | | |
|---------|--------------------|------------|
| SEP. 9 | TAMPA BAY | 12:00 p.m. |
| SEP. 16 | at Detroit | 1:00 p.m. |
| SEP. 23 | SAN DIEGO | 12:00 p.m. |
| SEP. 30 | at Philadelphia | 8:30 p.m. |
| OCT. 7 | OPEN DATE | |
| OCT. 15 | WASHINGTON (Mon.) | 8:00 p.m. |
| OCT. 21 | at Oakland | 1:15 p.m. |
| OCT. 28 | ARIZONA | 3:05 p.m. |
| NOV. 4 | at New York Giants | 1:00 p.m. |
| NOV. 11 | at Atlanta | 1:00 p.m. |
| NOV. 18 | PHILADELPHIA | 12:00 p.m. |
| NOV. 22 | DENVER (Thu.) | 3:05 p.m. |
| DEC. 2 | at Washington | 4:15 p.m. |
| DEC. 9 | NEW YORK GIANTS | 12:00 p.m. |
| DEC. 16 | at Seattle | 1:15 p.m. |
| DEC. 23 | at Arizona | 2:05 p.m. |
| DEC. 30 | SAN FRANCISCO | 12:00 p.m. |

ATLANTA FALCONS

| | | |
|---------|------------------|------------|
| SEP. 9 | at San Francisco | 1:15 p.m. |
| SEP. 16 | at St. Louis | 3:05 p.m. |
| SEP. 23 | CAROLINA | 1:00 p.m. |
| SEP. 30 | at Arizona | 1:05 p.m. |
| OCT. 7 | CHICAGO | 1:00 p.m. |
| OCT. 14 | SAN FRANCISCO | 1:00 p.m. |
| OCT. 21 | at New Orleans | 12:00 p.m. |
| OCT. 28 | OPEN DATE | |
| NOV. 4 | NEW ENGLAND | 1:00 p.m. |
| NOV. 11 | DALLAS | 1:00 p.m. |
| NOV. 18 | at Green Bay | 12:00 p.m. |
| NOV. 25 | at Carolina | 1:00 p.m. |
| DEC. 2 | ST. LOUIS | 1:00 p.m. |
| DEC. 9 | NEW ORLEANS | 1:00 p.m. |
| DEC. 16 | at Indianapolis | 1:00 p.m. |
| DEC. 23 | BUFFALO | 1:00 p.m. |
| DEC. 30 | at Miami | 1:00 p.m. |

CHICAGO BEARS

| | | |
|---------|---------------|------------|
| SEP. 9 | at Baltimore | 1:00 p.m. |
| SEP. 16 | JACKSONVILLE | 3:15 p.m. |
| SEP. 23 | MINNESOTA | 12:00 p.m. |
| SEP. 30 | OPEN DATE | |
| OCT. 7 | at Atlanta | 1:00 p.m. |
| OCT. 14 | ARIZONA | 12:00 p.m. |
| OCT. 21 | at Cincinnati | 1:00 p.m. |
| OCT. 28 | SAN FRANCISCO | 12:00 p.m. |
| NOV. 4 | CLEVELAND | 12:00 p.m. |
| NOV. 11 | GREEN BAY | 12:00 p.m. |
| NOV. 18 | at Tampa Bay | 1:00 p.m. |
| NOV. 25 | at Minnesota | 7:30 p.m. |
| DEC. 2 | DETROIT | 12:00 p.m. |
| DEC. 9 | at Green Bay | 12:00 p.m. |
| DEC. 16 | TAMPA BAY | 12:00 p.m. |
| DEC. 23 | at Washington | 1:00 p.m. |
| DEC. 30 | at Detroit | 1:00 p.m. |

DETROIT LIONS

| | | |
|---------|------------------|------------|
| SEP. 9 | at Green Bay | 12:00 p.m. |
| SEP. 16 | DALLAS | 1:00 p.m. |
| SEP. 23 | at Cleveland | 1:00 p.m. |
| SEP. 30 | OPEN DATE | |
| OCT. 8 | ST. LOUIS (Mon.) | 9:00 p.m. |
| OCT. 14 | at Minnesota | 12:00 p.m. |
| OCT. 21 | TENNESSEE | 1:00 p.m. |
| OCT. 28 | CINCINNATI | 1:00 p.m. |
| NOV. 4 | at San Francisco | 1:05 p.m. |
| NOV. 11 | TAMPA BAY | 1:00 p.m. |
| NOV. 18 | at Arizona | 2:15 p.m. |
| NOV. 22 | GREEN BAY (Thu.) | 12:30 p.m. |
| DEC. 2 | at Chicago | 12:00 p.m. |
| DEC. 9 | at Tampa Bay | 1:00 p.m. |
| DEC. 16 | MINNESOTA | 1:00 p.m. |
| DEC. 23 | at Pittsburgh | 1:00 p.m. |
| DEC. 30 | CHICAGO | 1:00 p.m. |

**GREEN BAY PACKERS**

| | | |
|---------|------------------------|------------|
| SEP. 9 | DETROIT | 12:00 p.m. |
| SEP. 16 | at New York Giants | 1:00 p.m. |
| SEP. 24 | WASHINGTON (Mon.) | 8:00 p.m. |
| SEP. 30 | at Carolina | 1:00 p.m. |
| OCT. 7 | at Tampa Bay | 4:15 p.m. |
| OCT. 14 | BALTIMORE | 12:00 p.m. |
| OCT. 21 | at Minnesota | 3:15 p.m. |
| OCT. 28 | OPEN DATE | |
| NOV. 4 | TAMPA BAY | 12:00 p.m. |
| NOV. 11 | at Chicago | 12:00 p.m. |
| NOV. 18 | ATLANTA | 12:00 p.m. |
| NOV. 22 | at Detroit (Thur.) | 12:30 p.m. |
| DEC. 3 | at Jacksonville (Mon.) | 9:00 p.m. |
| DEC. 9 | CHICAGO | 12:00 p.m. |
| DEC. 16 | at Tennessee | 3:15 p.m. |
| DEC. 23 | CLEVELAND | 12:00 p.m. |
| DEC. 30 | MINNESOTA | 12:00 p.m. |

NEW ORLEANS SAINTS

| | | |
|---------|--------------------|------------|
| SEP. 9 | at Buffalo | 1:00 p.m. |
| SEP. 16 | SAN FRANCISCO | 12:00 p.m. |
| SEP. 23 | OPEN DATE | |
| SEP. 30 | at New York Giants | 1:00 p.m. |
| OCT. 7 | MINNESOTA | 12:00 p.m. |
| OCT. 14 | at Carolina | 1:00 p.m. |
| OCT. 21 | ATLANTA | 12:00 p.m. |
| OCT. 28 | at St. Louis | 12:00 p.m. |
| NOV. 4 | NEW YORK JETS | 7:30 p.m. |
| NOV. 11 | at San Francisco | 1:15 p.m. |
| NOV. 18 | INDIANAPOLIS | 12:00 p.m. |
| NOV. 25 | at New England | 4:05 p.m. |
| DEC. 2 | CAROLINA | 12:00 p.m. |
| DEC. 9 | at Atlanta | 1:00 p.m. |
| DEC. 17 | ST. LOUIS (Mon.) | 8:00 p.m. |
| DEC. 23 | at Tampa Bay | 1:00 p.m. |
| DEC. 30 | WASHINGTON | 7:30 p.m. |

PHILADELPHIA EAGLES

| | | |
|---------|-------------------------|------------|
| SEP. 9 | ST. LOUIS | 4:15 p.m. |
| SEP. 16 | at Tampa Bay | 1:00 p.m. |
| SEP. 23 | at Seattle | 1:15 p.m. |
| SEP. 30 | DALLAS | 8:30 p.m. |
| OCT. 7 | ARIZONA | 1:00 p.m. |
| OCT. 14 | OPEN DATE | |
| OCT. 22 | at NY Giants (Mon.) | 9:00 p.m. |
| OCT. 28 | OAKLAND | 4:15 p.m. |
| NOV. 4 | at Arizona | 2:05 p.m. |
| NOV. 11 | MINNESOTA | 4:15 p.m. |
| NOV. 18 | at Dallas | 12:00 p.m. |
| NOV. 25 | WASHINGTON | 1:00 p.m. |
| Nov. 29 | at Kansas City (Thur.) | 7:30 p.m. |
| DEC. 9 | SAN DIEGO | 1:00 p.m. |
| DEC. 16 | at Washington | 1:00 p.m. |
| DEC. 22 | at San Francisco (Sat.) | 2:00 p.m. |
| DEC. 30 | NEW YORK GIANTS | 4:05 p.m. |

MINNESOTA VIKINGS

| | | |
|---------|------------------------|------------|
| SEP. 9 | CAROLINA | 12:00 p.m. |
| SEP. 17 | at Baltimore (Mon.) | 9:00 p.m. |
| SEP. 23 | at Chicago | 12:00 p.m. |
| SEP. 30 | TAMPA BAY | 12:00 p.m. |
| OCT. 7 | at New Orleans | 12:00 p.m. |
| OCT. 14 | DETROIT | 12:00 p.m. |
| OCT. 21 | GREEN BAY | 3:15 p.m. |
| OCT. 28 | at Tampa Bay | 1:00 p.m. |
| NOV. 4 | OPEN DATE | |
| NOV. 11 | at Philadelphia | 4:15 p.m. |
| NOV. 19 | NEW YORK GIANTS (Mon.) | 8:00 p.m. |
| NOV. 25 | CHICAGO | 7:30 p.m. |
| DEC. 2 | at Pittsburgh | 1:00 p.m. |
| DEC. 9 | TENNESSEE | 12:00 p.m. |
| DEC. 16 | at Detroit | 1:00 p.m. |
| DEC. 23 | JACKSONVILLE | 3:15 p.m. |
| DEC. 30 | at Green Bay | 12:00 p.m. |

NEW YORK GIANTS

| | | |
|---------|---------------------|------------|
| SEP. 10 | at Denver (Mon.) | 7:00 p.m. |
| SEP. 16 | GREEN BAY | 1:00 p.m. |
| SEP. 23 | at Kansas City | 12:00 p.m. |
| SEP. 30 | NEW ORLEANS | 1:00 p.m. |
| OCT. 7 | WASHINGTON | 1:00 p.m. |
| OCT. 14 | at St. Louis | 12:00 p.m. |
| OCT. 22 | PHILADELPHIA (Mon.) | 9:00 p.m. |
| OCT. 28 | at Washington | 8:30 p.m. |
| NOV. 4 | DALLAS | 1:00 p.m. |
| NOV. 11 | at Arizona | 2:15 p.m. |
| NOV. 19 | at Minnesota (Mon.) | 8:00 p.m. |
| NOV. 25 | OAKLAND | 4:15 p.m. |
| DEC. 2 | OPEN DATE | |
| DEC. 9 | at Dallas | 12:00 p.m. |
| DEC. 15 | ARIZONA (Sat.) | 1:30 p.m. |
| DEC. 23 | SEATTLE | 1:00 p.m. |
| DEC. 30 | at Philadelphia | 4:05 p.m. |

SAN FRANCISCO 49ERS

| | | |
|---------|-------------------------|------------|
| SEP. 9 | ATLANTA | 1:15 p.m. |
| SEP. 16 | at New Orleans | 12:00 p.m. |
| SEP. 23 | ST. LOUIS | 1:15 p.m. |
| OCT. 1 | at New York Jets (Mon.) | 9:00 p.m. |
| OCT. 7 | CAROLINA | 5:30 p.m. |
| OCT. 14 | at Atlanta | 1:00 p.m. |
| OCT. 21 | OPEN DATE | |
| OCT. 28 | at Chicago | 12:00 p.m. |
| NOV. 4 | DETROIT | 1:05 p.m. |
| NOV. 11 | NEW ORLEANS | 1:15 p.m. |
| NOV. 18 | at Carolina | 1:00 p.m. |
| NOV. 25 | at Indianapolis | 1:00 p.m. |
| DEC. 2 | BUFFALO | 5:30 p.m. |
| DEC. 9 | at St. Louis | 12:00 p.m. |
| DEC. 16 | MIAMI | 1:05 p.m. |
| DEC. 22 | PHILADELPHIA (Sat.) | 2:00 p.m. |
| DEC. 30 | at Dallas | 12:00 p.m. |

**ST. LOUIS RAMS**

| | | |
|---------|-----------------------|------------|
| SEP. 9 | at Philadelphia | 4:15 p.m. |
| SEP. 16 | ATLANTA | 3:05 p.m. |
| SEP. 23 | at San Francisco | 1:15 p.m. |
| SEP. 30 | MIAMI | 12:00 p.m. |
| OCT. 8 | at Detroit (Mon.) | 9:00 p.m. |
| OCT. 14 | NEW YORK GIANTS | 12:00 p.m. |
| OCT. 21 | at New York Jets | 1:00 p.m. |
| OCT. 28 | NEW ORLEANS | 12:00 p.m. |
| NOV. 4 | OPEN DATE | |
| NOV. 11 | CAROLINA | 12:00 p.m. |
| NOV. 18 | at New England | 8:30 p.m. |
| NOV. 26 | TAMPA BAY (Mon.) | 8:00 p.m. |
| DEC. 2 | at Atlanta | 1:00 p.m. |
| DEC. 9 | SAN FRANCISCO | 12:00 p.m. |
| DEC. 17 | at New Orleans (Mon.) | 8:00 p.m. |
| DEC. 23 | at Carolina | 1:00 p.m. |
| DEC. 30 | INDIANAPOLIS | 12:00 p.m. |

WASHINGTON REDSKINS

| | | |
|---------|---------------------|-----------|
| SEP. 9 | at San Diego | 1:15 p.m. |
| SEP. 16 | ARIZONA | 1:00 p.m. |
| SEP. 24 | at Green Bay (Mon.) | 8:00 p.m. |
| SEP. 30 | KANSAS CITY | 1:00 p.m. |
| OCT. 7 | at New York Giants | 1:00 p.m. |
| OCT. 15 | at Dallas (Mon.) | 8:00 p.m. |
| OCT. 21 | CAROLINA | 1:00 p.m. |
| OCT. 28 | NEW YORK GIANTS | 8:30 p.m. |
| NOV. 4 | SEATTLE | 4:15 p.m. |
| NOV. 11 | OPEN DATE | |
| NOV. 18 | at Denver | 2:15 p.m. |
| NOV. 25 | at Philadelphia | 1:00 p.m. |
| DEC. 2 | DALLAS | 4:15 p.m. |
| DEC. 9 | at Arizona | 2:05 p.m. |
| DEC. 16 | PHILADELPHIA | 1:00 p.m. |
| DEC. 23 | CHICAGO | 1:00 p.m. |
| DEC. 30 | at New Orleans | 7:30 p.m. |

TAMPA BAY BUCCANEERS

| | | |
|---------|---------------------|------------|
| SEP. 9 | at Dallas | 12:00 p.m. |
| SEP. 16 | PHILADELPHIA | 1:00 p.m. |
| SEP. 23 | OPEN DATE | |
| SEP. 30 | at Minnesota | 12:00 p.m. |
| OCT. 7 | GREEN BAY | 4:15 p.m. |
| OCT. 14 | at Tennessee | 12:00 p.m. |
| OCT. 21 | PITTSBURGH | 1:00 p.m. |
| OCT. 28 | MINNESOTA | 1:00 p.m. |
| NOV. 4 | at Green Bay | 12:00 p.m. |
| NOV. 11 | at Detroit | 1:00 p.m. |
| NOV. 18 | CHICAGO | 1:00 p.m. |
| NOV. 26 | at St. Louis (Mon.) | 8:00 p.m. |
| DEC. 2 | at Cincinnati | 1:00 p.m. |
| DEC. 9 | DETROIT | 1:00 p.m. |
| DEC. 16 | at Chicago | 12:00 p.m. |
| DEC. 23 | NEW ORLEANS | 1:00 p.m. |
| DEC. 29 | BALTIMORE (Sat.) | 9:00 p.m. |

DOWN RIGHT OFFENSIVE

Despite changes at quarterback and running back, the San Francisco 49ers have maintained one of the most explosive offenses in the NFL over the last four years. The 49ers rank third in the NFL in total offense since 1997, trailing only Denver and Minnesota. The 49ers have averaged 364.6 yards per game during that stretch.

Total Offense
(since 1997)

| | |
|------------------|--------|
| 1. Denver | 23,801 |
| 2. Minnesota | 23,372 |
| 3. San Francisco | 23,332 |



2001 AFC TEAM SCHEDULES

(All times local. All games Sunday unless otherwise noted.)

BALTIMORE RAVENS

| | | |
|---------|---------------------|------------|
| SEP. 9 | CHICAGO | 1:00 p.m. |
| SEP. 17 | MINNESOTA (Mon.) | 9:00 p.m. |
| SEP. 23 | at Cincinnati | 1:00 p.m. |
| SEP. 30 | at Denver | 2:15 p.m. |
| OCT. 7 | TENNESSEE | 1:00 p.m. |
| OCT. 14 | at Green Bay | 12:00 p.m. |
| OCT. 21 | at Cleveland | 1:00 p.m. |
| OCT. 28 | JACKSONVILLE | 1:00 p.m. |
| NOV. 4 | at Pittsburgh | 1:00 p.m. |
| NOV. 12 | at Tennessee (Mon.) | 8:00 p.m. |
| NOV. 18 | CLEVELAND | 1:00 p.m. |
| NOV. 25 | at Jacksonville | 1:00 p.m. |
| DEC. 2 | INDIANAPOLIS | 1:00 p.m. |
| DEC. 9 | OPEN DATE | |
| DEC. 16 | PITTSBURGH | 8:30 p.m. |
| DEC. 23 | CINCINNATI | 1:00 p.m. |
| DEC. 29 | at Tampa Bay (Sat.) | 9:00 p.m. |

CINCINNATI BENGALS

| | | |
|---------|------------------|------------|
| SEP. 9 | NEW ENGLAND | 1:00 p.m. |
| SEP. 16 | at Tennessee | 12:00 p.m. |
| SEP. 23 | BALTIMORE | 1:00 p.m. |
| SEP. 30 | at San Diego | 1:15 p.m. |
| OCT. 7 | at Pittsburgh | 1:00 p.m. |
| OCT. 14 | CLEVELAND | 1:00 p.m. |
| OCT. 21 | CHICAGO | 1:00 p.m. |
| OCT. 28 | at Detroit | 1:00 p.m. |
| NOV. 4 | OPEN DATE | |
| NOV. 11 | at Jacksonville | 1:00 p.m. |
| NOV. 18 | TENNESSEE | 1:00 p.m. |
| NOV. 25 | at Cleveland | 1:00 p.m. |
| DEC. 2 | TAMPA BAY | 1:00 p.m. |
| DEC. 9 | JACKSONVILLE | 1:00 p.m. |
| DEC. 16 | at New York Jets | 1:00 p.m. |
| DEC. 23 | at Baltimore | 1:00 p.m. |
| DEC. 30 | PITTSBURGH | 1:00 p.m. |

DENVER BRONCOS

| | | |
|---------|------------------------|------------|
| SEP. 10 | NEW YORK GIANTS (Mon.) | 7:00 p.m. |
| SEP. 16 | at Indianapolis | 12:00 p.m. |
| SEP. 23 | at Arizona | 5:30 p.m. |
| SEP. 30 | BALTIMORE | 2:15 p.m. |
| OCT. 7 | KANSAS CITY | 2:05 p.m. |
| OCT. 14 | at Seattle | 1:15 p.m. |
| OCT. 21 | at San Diego | 1:05 p.m. |
| OCT. 28 | NEW ENGLAND | 2:15 p.m. |
| NOV. 5 | at Oakland (Mon.) | 6:00 p.m. |
| NOV. 11 | SAN DIEGO | 2:05 p.m. |
| NOV. 18 | WASHINGTON | 2:15 p.m. |
| NOV. 22 | at Dallas (Thu.) | 3:05 p.m. |
| DEC. 2 | at Miami | 1:00 p.m. |
| DEC. 9 | SEATTLE | 6:30 p.m. |
| DEC. 16 | at Kansas City | 12:00 p.m. |
| DEC. 23 | OPEN DATE | |
| DEC. 30 | OAKLAND | 2:15 p.m. |

BUFFALO BILLS

| | | |
|---------|-------------------------|------------|
| SEP. 9 | NEW ORLEANS | 1:00 p.m. |
| SEP. 16 | at Miami | 1:00 p.m. |
| SEP. 23 | at Indianapolis | 12:00 p.m. |
| SEP. 30 | PITTSBURGH | 1:00 p.m. |
| OCT. 7 | NEW YORK JETS | 4:05 p.m. |
| OCT. 14 | OPEN DATE | |
| OCT. 18 | at Jacksonville (Thur.) | 8:30 p.m. |
| OCT. 28 | at San Diego | 1:15 p.m. |
| NOV. 4 | INDIANAPOLIS | 4:15 p.m. |
| NOV. 11 | at New England | 1:00 p.m. |
| NOV. 18 | SEATTLE | 1:00 p.m. |
| NOV. 25 | MIAMI | 1:00 p.m. |
| DEC. 2 | at San Francisco | 5:30 p.m. |
| DEC. 9 | CAROLINA | 1:00 p.m. |
| DEC. 16 | NEW ENGLAND | 1:00 p.m. |
| DEC. 23 | at Atlanta | 1:00 p.m. |
| DEC. 30 | at New York Jets | 1:00 p.m. |

CLEVELAND BROWNS

| | | |
|---------|-----------------|------------|
| SEP. 9 | SEATTLE | 1:00 p.m. |
| SEP. 16 | at Pittsburgh | 8:30 p.m. |
| SEP. 23 | DETROIT | 1:00 p.m. |
| SEP. 30 | at Jacksonville | 4:15 p.m. |
| OCT. 7 | SAN DIEGO | 1:00 p.m. |
| OCT. 14 | at Cincinnati | 1:00 p.m. |
| OCT. 21 | BALTIMORE | 1:00 p.m. |
| OCT. 28 | OPEN DATE | |
| NOV. 4 | at Chicago | 12:00 p.m. |
| NOV. 11 | PITTSBURGH | 1:00 p.m. |
| NOV. 18 | at Baltimore | 1:00 p.m. |
| NOV. 25 | CINCINNATI | 1:00 p.m. |
| DEC. 2 | TENNESSEE | 1:00 p.m. |
| DEC. 9 | at New England | 1:00 p.m. |
| DEC. 16 | JACKSONVILLE | 1:00 p.m. |
| DEC. 23 | at Green Bay | 12:00 p.m. |
| DEC. 30 | at Tennessee | 12:00 p.m. |

INDIANAPOLIS COLTS

| | | |
|---------|------------------|------------|
| SEP. 9 | at New York Jets | 1:00 p.m. |
| SEP. 16 | DENVER | 12:00 p.m. |
| SEP. 23 | BUFFALO | 12:00 p.m. |
| SEP. 30 | at New England | 1:00 p.m. |
| OCT. 7 | OPEN DATE | |
| OCT. 14 | OAKLAND | 7:30 p.m. |
| OCT. 21 | NEW ENGLAND | 12:00 p.m. |
| OCT. 28 | at Kansas City | 12:00 p.m. |
| NOV. 4 | at Buffalo | 4:15 p.m. |
| NOV. 11 | MIAMI | 1:00 p.m. |
| NOV. 18 | at New Orleans | 12:00 p.m. |
| NOV. 25 | SAN FRANCISCO | 1:00 p.m. |
| DEC. 2 | at Baltimore | 1:00 p.m. |
| DEC. 10 | at Miami (Mon.) | 9:00 p.m. |
| DEC. 16 | ATLANTA | 1:00 p.m. |
| DEC. 23 | NEW YORK JETS | 8:30 p.m. |
| DEC. 30 | at St. Louis | 12:00 p.m. |

**JACKSONVILLE JAGUARS**

| | | |
|---------|------------------|------------|
| SEP. 9 | PITTSBURGH | 1:00 p.m. |
| SEP. 16 | at Chicago | 3:15 p.m. |
| SEP. 23 | TENNESSEE | 1:00 p.m. |
| SEP. 30 | CLEVELAND | 4:15 p.m. |
| OCT. 7 | at Seattle | 1:05 p.m. |
| OCT. 14 | OPEN DATE | |
| OCT. 18 | BUFFALO (Thu.) | 8:30 p.m. |
| OCT. 28 | at Baltimore | 1:00 p.m. |
| NOV. 4 | at Tennessee | 12:00 p.m. |
| NOV. 11 | CINCINNATI | 1:00 p.m. |
| NOV. 18 | at Pittsburgh | 4:05 p.m. |
| NOV. 25 | BALTIMORE | 1:00 p.m. |
| DEC. 3 | GREEN BAY (Mon.) | 9:00 p.m. |
| DEC. 9 | at Cincinnati | 1:00 p.m. |
| DEC. 16 | at Cleveland | 1:00 p.m. |
| DEC. 23 | at Minnesota | 3:15 p.m. |
| DEC. 30 | KANSAS CITY | 1:00 p.m. |

MIAMI DOLPHINS

| | | |
|---------|-----------------------|------------|
| SEP. 9 | at Tennessee | 7:30 p.m. |
| SEP. 16 | BUFFALO | 1:00 p.m. |
| SEP. 23 | OAKLAND | 1:00 p.m. |
| SEP. 30 | at St. Louis | 12:00 p.m. |
| OCT. 7 | NEW ENGLAND | 1:00 p.m. |
| OCT. 14 | at New York Jets | 4:15 p.m. |
| OCT. 21 | OPEN DATE | |
| OCT. 28 | at Seattle | 1:15 p.m. |
| NOV. 4 | CAROLINA | 1:00 p.m. |
| NOV. 11 | at Indianapolis | 1:00 p.m. |
| NOV. 18 | NEW YORK JETS | 1:00 p.m. |
| NOV. 25 | at Buffalo | 1:00 p.m. |
| DEC. 2 | DENVER | 1:00 p.m. |
| DEC. 10 | INDIANAPOLIS (Mon.) | 9:00 p.m. |
| DEC. 16 | at San Francisco | 1:05 p.m. |
| DEC. 22 | at New England (Sat.) | 1:30 p.m. |
| DEC. 30 | ATLANTA | 1:00 p.m. |

NEW YORK JETS

| | | |
|---------|----------------------|-----------|
| SEP. 9 | INDIANAPOLIS | 1:00 p.m. |
| SEP. 16 | at Oakland | 1:15 p.m. |
| SEP. 23 | at New England | 4:05 p.m. |
| OCT. 1 | SAN FRANCISCO (Mon.) | 9:00 p.m. |
| OCT. 7 | at Buffalo | 4:05 p.m. |
| OCT. 14 | MIAMI | 4:15 p.m. |
| OCT. 21 | ST. LOUIS | 1:00 p.m. |
| OCT. 28 | at Carolina | 1:00 p.m. |
| NOV. 4 | at New Orleans | 7:30 p.m. |
| NOV. 11 | KANSAS CITY | 1:00 p.m. |
| NOV. 18 | at Miami | 1:00 p.m. |
| NOV. 25 | OPEN DATE | |
| DEC. 2 | NEW ENGLAND | 1:00 p.m. |
| DEC. 9 | at Pittsburgh | 4:15 p.m. |
| DEC. 16 | CINCINNATI | 1:00 p.m. |
| DEC. 23 | at Indianapolis | 8:30 p.m. |
| DEC. 30 | BUFFALO | 1:00 p.m. |

KANSAS CITY CHIEFS

| | | |
|---------|---------------------|------------|
| SEP. 9 | OAKLAND | 12:00 p.m. |
| SEP. 16 | at Seattle | 1:15 p.m. |
| SEP. 23 | NEW YORK GIANTS | 12:00 p.m. |
| SEP. 30 | at Washington | 1:00 p.m. |
| OCT. 7 | at Denver | 2:05 p.m. |
| OCT. 14 | PITTSBURGH | 12:00 p.m. |
| OCT. 21 | at Arizona | 1:00 p.m. |
| OCT. 28 | INDIANAPOLIS | 12:00 p.m. |
| NOV. 4 | at San Diego | 1:15 p.m. |
| NOV. 11 | at New York Jets | 1:00 p.m. |
| NOV. 18 | OPEN DATE | |
| NOV. 25 | SEATTLE | 12:00 p.m. |
| NOV. 29 | PHILADELPHIA (Thu.) | 7:30 p.m. |
| DEC. 9 | at Oakland | 1:15 p.m. |
| DEC. 16 | DENVER | 12:00 p.m. |
| DEC. 23 | SAN DIEGO | 12:00 p.m. |
| DEC. 30 | at Jacksonville | 1:00 p.m. |

NEW ENGLAND PATRIOTS

| | | |
|---------|------------------|------------|
| SEP. 9 | at Cincinnati | 1:00 p.m. |
| SEP. 16 | at Carolina | 1:00 p.m. |
| SEP. 23 | NEW YORK JETS | 4:05 p.m. |
| SEP. 30 | INDIANAPOLIS | 1:00 p.m. |
| OCT. 7 | at Miami | 1:00 p.m. |
| OCT. 14 | SAN DIEGO | 1:00 p.m. |
| OCT. 21 | at Indianapolis | 12:00 p.m. |
| OCT. 28 | at Denver | 2:15 p.m. |
| NOV. 4 | at Atlanta | 1:00 p.m. |
| NOV. 11 | BUFFALO | 1:00 p.m. |
| NOV. 18 | ST. LOUIS | 8:30 p.m. |
| NOV. 25 | NEW ORLEANS | 4:05 p.m. |
| DEC. 2 | at New York Jets | 1:00 p.m. |
| DEC. 9 | CLEVELAND | 1:00 p.m. |
| DEC. 16 | at Buffalo | 1:00 p.m. |
| DEC. 22 | MIAMI (Sat.) | 1:30 p.m. |
| DEC. 30 | OPEN DATE | |

OAKLAND RAIDERS

| | | |
|---------|---------------------|------------|
| SEP. 9 | at Kansas City | 12:00 p.m. |
| SEP. 16 | NEW YORK JETS | 1:15 p.m. |
| SEP. 23 | at Miami | 1:00 p.m. |
| SEP. 30 | SEATTLE | 1:15 p.m. |
| OCT. 7 | OPEN DATE | |
| OCT. 14 | at Indianapolis | 7:30 p.m. |
| OCT. 21 | DALLAS | 1:15 p.m. |
| OCT. 28 | at Philadelphia | 4:15 p.m. |
| NOV. 5 | DENVER (Mon.) | 6:00 p.m. |
| NOV. 11 | at Seattle | 5:30 p.m. |
| NOV. 18 | SAN DIEGO | 1:05 p.m. |
| NOV. 25 | at New York Giants | 4:15 p.m. |
| DEC. 2 | ARIZONA | 1:15 p.m. |
| DEC. 9 | KANSAS CITY | 1:15 p.m. |
| DEC. 15 | at San Diego (Sat.) | 2:00 p.m. |
| DEC. 22 | TENNESSEE (Sat.) | 6:00 p.m. |
| DEC. 30 | at Denver | 2:15 p.m. |

**PITTSBURGH STEELERS**

| | | |
|---------|------------------|------------|
| SEP. 9 | at Jacksonville | 1:00 p.m. |
| SEP. 16 | CLEVELAND | 8:30 p.m. |
| SEP. 23 | OPEN DATE | |
| SEP. 30 | at Buffalo | 1:00 p.m. |
| OCT. 7 | CINCINNATI | 1:00 p.m. |
| OCT. 14 | at Kansas City | 12:00 p.m. |
| OCT. 21 | at Tampa Bay | 1:00 p.m. |
| OCT. 29 | TENNESSEE (Mon.) | 9:00 p.m. |
| NOV. 4 | BALTIMORE | 1:00 p.m. |
| NOV. 11 | at Cleveland | 1:00 p.m. |
| NOV. 18 | JACKSONVILLE | 4:05 p.m. |
| NOV. 25 | at Tennessee | 12:00 p.m. |
| DEC. 2 | MINNESOTA | 1:00 p.m. |
| DEC. 9 | NEW YORK JETS | 4:15 p.m. |
| DEC. 16 | at Baltimore | 8:30 p.m. |
| DEC. 23 | DETROIT | 1:00 p.m. |
| DEC. 30 | at Cincinnati | 1:00 p.m. |

SEATTLE SEAHAWKS

| | | |
|---------|--------------------|------------|
| SEP. 9 | at Cleveland | 1:00 p.m. |
| SEP. 16 | KANSAS CITY | 1:15 p.m. |
| SEP. 23 | PHILADELPHIA | 1:15 p.m. |
| SEP. 30 | at Oakland | 1:15 p.m. |
| OCT. 7 | JACKSONVILLE | 1:05 p.m. |
| OCT. 14 | DENVER | 1:15 p.m. |
| OCT. 21 | OPEN DATE | |
| OCT. 28 | MIAMI | 1:15 p.m. |
| NOV. 4 | at Washington | 4:15 p.m. |
| NOV. 11 | OAKLAND | 5:30 p.m. |
| NOV. 18 | at Buffalo | 1:00 p.m. |
| NOV. 25 | at Kansas City | 12:00 p.m. |
| DEC. 2 | SAN DIEGO | 1:05 p.m. |
| DEC. 9 | at Denver | 6:30 p.m. |
| DEC. 16 | DALLAS | 1:15 p.m. |
| DEC. 23 | at New York Giants | 1:00 p.m. |
| DEC. 30 | at San Diego | 1:15 p.m. |

SAN DIEGO CHARGERS

| | | |
|---------|-----------------|------------|
| SEP. 9 | WASHINGTON | 1:15 p.m. |
| SEP. 16 | OPEN DATE | |
| SEP. 23 | at Dallas | 12:00 p.m. |
| SEP. 30 | CINCINNATI | 1:15 p.m. |
| OCT. 7 | at Cleveland | 1:00 p.m. |
| OCT. 14 | at New England | 1:00 p.m. |
| OCT. 21 | DENVER | 1:05 p.m. |
| OCT. 28 | BUFFALO | 1:15 p.m. |
| NOV. 4 | KANSAS CITY | 1:15 p.m. |
| NOV. 11 | at Denver | 2:05 p.m. |
| NOV. 18 | at Oakland | 1:05 p.m. |
| NOV. 25 | ARIZONA | 1:05 p.m. |
| DEC. 2 | at Seattle | 1:05 p.m. |
| DEC. 9 | at Philadelphia | 1:00 p.m. |
| DEC. 15 | OAKLAND (Sat.) | 2:00 p.m. |
| DEC. 23 | at Kansas City | 12:00 p.m. |
| DEC. 30 | SEATTLE | 1:15 p.m. |

TENNESSEE TITANS

| | | |
|---------|----------------------|------------|
| SEP. 9 | MIAMI | 7:30 p.m. |
| SEP. 16 | CINCINNATI | 12:00 p.m. |
| SEP. 23 | at Jacksonville | 1:00 p.m. |
| SEP. 30 | OPEN DATE | |
| OCT. 7 | at Baltimore | 1:00 p.m. |
| OCT. 14 | TAMPA BAY | 12:00 p.m. |
| OCT. 21 | at Detroit | 1:00 p.m. |
| OCT. 29 | at Pittsburgh (Mon.) | 9:00 p.m. |
| NOV. 4 | JACKSONVILLE | 12:00 p.m. |
| NOV. 12 | BALTIMORE (Mon.) | 8:00 p.m. |
| NOV. 18 | at Cincinnati | 1:00 p.m. |
| NOV. 25 | PITTSBURGH | 12:00 p.m. |
| DEC. 2 | at Cleveland | 1:00 p.m. |
| DEC. 9 | at Minnesota | 12:00 p.m. |
| DEC. 16 | GREEN BAY | 3:15 p.m. |
| DEC. 22 | at Oakland (Sat.) | 6:00 p.m. |
| DEC. 30 | CLEVELAND | 12:00 p.m. |

OVERTIME TEAMS

The 49ers have had more overtime games against Arizona and Washington than any other opponent. San Francisco has had two overtime games against both Arizona and Washington. They have gone overtime in two of the last three meetings with the Redskins, including 1999.



2001 NATIONAL FOOTBALL LEAGUE SCHEDULE

(All Times Local)

SUNDAY, SEPTEMBER 9

(WEEK 1)

FOX-TV National Weekend (OPEN DATE: ARIZONA)

| | |
|-------------------------------|------------|
| ATLANTA AT SAN FRANCISCO | 1:15 p.m. |
| CAROLINA AT MINNESOTA | 12:00 p.m. |
| CHICAGO AT BALTIMORE | 1:00 p.m. |
| DETROIT AT GREEN BAY | 12:00 p.m. |
| INDIANAPOLIS AT NEW YORK JETS | 1:00 p.m. |
| NEW ENGLAND AT CINCINNATI | 1:00 p.m. |
| NEW ORLEANS AT BUFFALO | 1:00 p.m. |
| OAKLAND AT KANSAS CITY | 12:00 p.m. |
| PITTSBURGH AT JACKSONVILLE | 1:00 p.m. |
| ST. LOUIS AT PHILADELPHIA | 4:15 p.m. |
| SEATTLE AT CLEVELAND | 1:00 p.m. |
| TAMPA BAY AT DALLAS | 12:00 p.m. |
| WASHINGTON AT SAN DIEGO | 1:15 p.m. |

SUNDAY NIGHT, SEPTEMBER 9

| | |
|--------------------|-----------|
| MIAMI AT TENNESSEE | 7:30 p.m. |
|--------------------|-----------|

MONDAY, SEPTEMBER 10

| | |
|---------------------------|-----------|
| NEW YORK GIANTS AT DENVER | 7:00 p.m. |
|---------------------------|-----------|

SUNDAY, SEPTEMBER 16

(WEEK 2)

CBS-TV National Weekend (OPEN DATE: SAN DIEGO)

| | |
|------------------------------|------------|
| ARIZONA AT WASHINGTON | 1:00 p.m. |
| ATLANTA AT ST. LOUIS | 3:05 p.m. |
| BUFFALO AT MIAMI | 1:00 p.m. |
| CINCINNATI AT TENNESSEE | 12:00 p.m. |
| DALLAS AT DETROIT | 1:00 p.m. |
| DENVER AT INDIANAPOLIS | 12:00 p.m. |
| GREEN BAY AT NEW YORK GIANTS | 1:00 p.m. |
| JACKSONVILLE AT CHICAGO | 3:15 p.m. |
| KANSAS CITY AT SEATTLE | 1:15 p.m. |
| NEW ENGLAND AT CAROLINA | 1:00 p.m. |
| NEW YORK JETS AT OAKLAND | 1:15 p.m. |
| PHILADELPHIA AT TAMPA BAY | 1:00 p.m. |
| SAN FRANCISCO AT NEW ORLEANS | 12:00 p.m. |

SUNDAY NIGHT, SEPTEMBER 16

| | |
|-------------------------|-----------|
| CLEVELAND AT PITTSBURGH | 8:30 p.m. |
|-------------------------|-----------|

MONDAY, SEPTEMBER 17

| | |
|------------------------|-----------|
| MINNESOTA AT BALTIMORE | 9:00 p.m. |
|------------------------|-----------|

SUNDAY, SEPTEMBER 23

(WEEK 3)

FOX-TV National Weekend (OPEN DATES: NEW ORLEANS, PITTSBURGH, TAMPA BAY)

| | |
|--------------------------------|------------|
| BALTIMORE AT CINCINNATI | 1:00 p.m. |
| BUFFALO AT INDIANAPOLIS | 12:00 p.m. |
| CAROLINA AT ATLANTA | 1:00 p.m. |
| DETROIT AT CLEVELAND | 1:00 p.m. |
| MINNESOTA AT CHICAGO | 12:00 p.m. |
| NEW YORK GIANTS AT KANSAS CITY | 12:00 p.m. |
| NEW YORK JETS AT NEW ENGLAND | 4:05 p.m. |
| OAKLAND AT MIAMI | 1:00 p.m. |
| PHILADELPHIA AT SEATTLE | 1:15 p.m. |
| ST. LOUIS AT SAN FRANCISCO | 1:15 p.m. |
| SAN DIEGO AT DALLAS | 12:00 p.m. |
| TENNESSEE AT JACKSONVILLE | 1:00 p.m. |

SUNDAY NIGHT, SEPTEMBER 23

| | |
|-------------------|-----------|
| DENVER AT ARIZONA | 5:30 p.m. |
|-------------------|-----------|

MONDAY, SEPTEMBER 24

| | |
|-------------------------|-----------|
| WASHINGTON AT GREEN BAY | 8:00 p.m. |
|-------------------------|-----------|

SUNDAY, SEPTEMBER 30

(WEEK 4)

CBS-TV National Weekend

(OPEN DATES: CHICAGO, DETROIT, TENNESSEE)

| | |
|--------------------------------|------------|
| ATLANTA AT ARIZONA | 1:05 p.m. |
| BALTIMORE AT DENVER | 2:15 p.m. |
| CINCINNATI AT SAN DIEGO | 1:15 p.m. |
| CLEVELAND AT JACKSONVILLE | 4:15 p.m. |
| GREEN BAY AT CAROLINA | 1:00 p.m. |
| INDIANAPOLIS AT NEW ENGLAND | 1:00 p.m. |
| KANSAS CITY AT WASHINGTON | 1:00 p.m. |
| MIAMI AT ST. LOUIS | 12:00 p.m. |
| NEW ORLEANS AT NEW YORK GIANTS | 1:00 p.m. |
| PITTSBURGH AT BUFFALO | 1:00 p.m. |
| SEATTLE AT OAKLAND | 1:15 p.m. |
| TAMPA BAY AT MINNESOTA | 12:00 p.m. |

SUNDAY NIGHT, SEPTEMBER 30

| | |
|------------------------|-----------|
| DALLAS AT PHILADELPHIA | 8:30 p.m. |
|------------------------|-----------|

MONDAY, OCTOBER 1

| | |
|--------------------------------|-----------|
| SAN FRANCISCO AT NEW YORK JETS | 9:00 p.m. |
|--------------------------------|-----------|

SUNDAY, OCTOBER 7

(WEEK 5)

FOX-TV National Weekend

(OPEN DATES: DALLAS, INDIANAPOLIS, OAKLAND)

| | |
|-------------------------------|------------|
| ARIZONA AT PHILADELPHIA | 1:00 p.m. |
| CHICAGO AT ATLANTA | 1:00 p.m. |
| CINCINNATI AT PITTSBURGH | 1:00 p.m. |
| GREEN BAY AT TAMPA BAY | 4:15 p.m. |
| JACKSONVILLE AT SEATTLE | 1:05 p.m. |
| KANSAS CITY AT DENVER | 2:05 p.m. |
| MINNESOTA AT NEW ORLEANS | 12:00 p.m. |
| NEW ENGLAND AT MIAMI | 1:00 p.m. |
| NEW YORK JETS AT BUFFALO | 4:05 p.m. |
| SAN DIEGO AT CLEVELAND | 1:00 p.m. |
| TENNESSEE AT BALTIMORE | 1:00 p.m. |
| WASHINGTON AT NEW YORK GIANTS | 1:00 p.m. |

SUNDAY NIGHT, OCTOBER 7

| | |
|---------------------------|-----------|
| CAROLINA AT SAN FRANCISCO | 5:30 p.m. |
|---------------------------|-----------|

MONDAY, OCTOBER 8

| | |
|----------------------|-----------|
| ST. LOUIS AT DETROIT | 9:00 p.m. |
|----------------------|-----------|

SUNDAY, OCTOBER 14

(WEEK 6)

CBS-TV National Weekend

(OPEN DATES: BUFFALO, JACKSONVILLE, PHILADELPHIA)

| | |
|------------------------------|------------|
| ARIZONA AT CHICAGO | 12:00 p.m. |
| BALTIMORE AT GREEN BAY | 12:00 p.m. |
| CLEVELAND AT CINCINNATI | 1:00 p.m. |
| DENVER AT SEATTLE | 1:15 p.m. |
| DETROIT AT MINNESOTA | 12:00 p.m. |
| MIAMI AT NEW YORK JETS | 4:15 p.m. |
| NEW ORLEANS AT CAROLINA | 1:00 p.m. |
| NEW YORK GIANTS AT ST. LOUIS | 12:00 p.m. |
| PITTSBURGH AT KANSAS CITY | 12:00 p.m. |
| SAN DIEGO AT NEW ENGLAND | 1:00 p.m. |
| SAN FRANCISCO AT ATLANTA | 1:00 p.m. |
| TAMPA BAY AT TENNESSEE | 12:00 p.m. |



SUNDAY NIGHT, OCTOBER 14

OAKLAND AT INDIANAPOLIS7:30 p.m.

MONDAY, OCTOBER 15

WASHINGTON AT DALLAS8:00 p.m.

THURSDAY, OCTOBER 18

(WEEK 7)

FOX-TV National Weekend

(OPEN DATES: MIAMI, SAN FRANCISCO,

SEATTLE)

BUFFALO AT JACKSONVILLE8:30 p.m.

SUNDAY, OCTOBER 21

ATLANTA AT NEW ORLEANS12:00 p.m.

BALTIMORE AT CLEVELAND1:00 p.m.

CAROLINA AT WASHINGTON1:00 p.m.

CHICAGO AT CINCINNATI1:00 p.m.

DALLAS AT OAKLAND1:15 p.m.

DENVER AT SAN DIEGO1:05 p.m.

GREEN BAY AT MINNESOTA3:15 p.m.

KANSAS CITY AT ARIZONA1:00 p.m.

NEW ENGLAND AT INDIANAPOLIS12:00 p.m.

PITTSBURGH AT TAMPA BAY1:00 p.m.

ST. LOUIS AT NEW YORK JETS1:00 p.m.

TENNESSEE AT DETROIT1:00 p.m.

MONDAY, OCTOBER 22

PHILADELPHIA AT NEW YORK GIANTS...9:00 p.m.

SUNDAY, OCTOBER 28

(WEEK 8)

CBS-TV National Weekend

(OPEN DATES: ATLANTA, CLEVELAND,

GREEN BAY)

ARIZONA AT DALLAS3:05 p.m.

BUFFALO AT SAN DIEGO1:15 p.m.

CINCINNATI AT DETROIT1:00 p.m.

INDIANAPOLIS AT KANSAS CITY12:00 p.m.

JACKSONVILLE AT BALTIMORE1:00 p.m.

MIAMI AT SEATTLE1:15 p.m.

MINNESOTA AT TAMPA BAY1:00 p.m.

NEW ENGLAND AT DENVER2:15 p.m.

NEW ORLEANS AT ST. LOUIS12:00 p.m.

NEW YORK JETS AT CAROLINA1:00 p.m.

OAKLAND AT PHILADELPHIA4:15 p.m.

SAN FRANCISCO AT CHICAGO12:00 p.m.

SUNDAY NIGHT, OCTOBER 28

NEW YORK GIANTS AT WASHINGTON ...8:30 p.m.

MONDAY, OCTOBER 29

TENNESSEE AT PITTSBURGH9:00 p.m.

SUNDAY, NOVEMBER 4

(WEEK 9)

CBS-TV National Weekend

(OPEN DATES: CINCINNATI, MINNESOTA,

ST. LOUIS)

BALTIMORE AT PITTSBURGH1:00 p.m.

CAROLINA AT MIAMI1:00 p.m.

CLEVELAND AT CHICAGO12:00 p.m.

DALLAS AT NEW YORK GIANTS1:00 p.m.

DETROIT AT SAN FRANCISCO1:05 p.m.

INDIANAPOLIS AT BUFFALO4:15 p.m.

JACKSONVILLE AT TENNESSEE12:00 p.m.

KANSAS CITY AT SAN DIEGO1:15 p.m.

NEW ENGLAND AT ATLANTA1:00 p.m.

PHILADELPHIA AT ARIZONA2:05 p.m.

SEATTLE AT WASHINGTON4:15 p.m.

TAMPA BAY AT GREEN BAY12:00 p.m.

SUNDAY NIGHT, NOVEMBER 4

NEW YORK JETS AT NEW ORLEANS7:30 p.m.

MONDAY, NOVEMBER 5

DENVER AT OAKLAND6:00 p.m.

SUNDAY, NOVEMBER 11

(WEEK 10)

FOX-TV National Weekend

(OPEN DATE: WASHINGTON)

BUFFALO AT NEW ENGLAND1:00 p.m.

CAROLINA AT ST. LOUIS12:00 p.m.

CINCINNATI AT JACKSONVILLE1:00 p.m.

DALLAS AT ATLANTA1:00 p.m.

GREEN BAY AT CHICAGO12:00 p.m.

KANSAS CITY AT NEW YORK JETS1:00 p.m.

MIAMI AT INDIANAPOLIS1:00 p.m.

MINNESOTA AT PHILADELPHIA4:15 p.m.

NEW ORLEANS AT SAN FRANCISCO1:15 p.m.

NEW YORK GIANTS AT ARIZONA2:15 p.m.

PITTSBURGH AT CLEVELAND1:00 p.m.

SAN DIEGO AT DENVER2:05 p.m.

TAMPA BAY AT DETROIT1:00 p.m.

SUNDAY NIGHT, NOVEMBER 11

OAKLAND AT SEATTLE5:30 p.m.

MONDAY, NOVEMBER 12

BALTIMORE AT TENNESSEE8:00 p.m.

SUNDAY, NOVEMBER 18

(WEEK 11)

FOX-TV National Weekend

(OPEN DATE: KANSAS CITY)

ATLANTA AT GREEN BAY12:00 p.m.

CHICAGO AT TAMPA BAY1:00 p.m.

CLEVELAND AT BALTIMORE1:00 p.m.

DETROIT AT ARIZONA2:15 p.m.

INDIANAPOLIS AT NEW ORLEANS12:00 p.m.

JACKSONVILLE AT PITTSBURGH4:05 p.m.

NEW YORK JETS AT MIAMI1:00 p.m.

PHILADELPHIA AT DALLAS12:00 p.m.

SAN DIEGO AT OAKLAND1:05 p.m.

SAN FRANCISCO AT CAROLINA1:00 p.m.

SEATTLE AT BUFFALO1:00 p.m.

TENNESSEE AT CINCINNATI1:00 p.m.

WASHINGTON AT DENVER2:15 p.m.

SUNDAY NIGHT, NOVEMBER 18

ST. LOUIS AT NEW ENGLAND8:30 p.m.

MONDAY, NOVEMBER 19

NEW YORK GIANTS AT MINNESOTA8:00 p.m.

THURSDAY, NOVEMBER 22

(WEEK 12)

CBS-TV National Weekend

(OPEN DATE: NY JETS)

GREEN BAY AT DETROIT12:30 p.m.

DENVER AT DALLAS3:05 p.m.

SUNDAY, NOVEMBER 25

ARIZONA AT SAN DIEGO1:05 p.m.

ATLANTA AT CAROLINA1:00 p.m.

BALTIMORE AT JACKSONVILLE1:00 p.m.

CINCINNATI AT CLEVELAND1:00 p.m.

MIAMI AT BUFFALO1:00 p.m.

NEW ORLEANS AT NEW ENGLAND4:05 p.m.

OAKLAND AT NEW YORK GIANTS4:15 p.m.

PITTSBURGH AT TENNESSEE12:00 p.m.

SAN FRANCISCO AT INDIANAPOLIS1:00 p.m.

SEATTLE AT KANSAS CITY12:00 p.m.

WASHINGTON AT PHILADELPHIA1:00 p.m.

SUNDAY NIGHT, NOVEMBER 25

CHICAGO AT MINNESOTA7:30 p.m.

MONDAY, NOVEMBER 26

TAMPA BAY AT ST. LOUIS8:00 p.m.

RED ZONE



THURSDAY, NOVEMBER 29 (WEEK 13)

FOX-TV National Weekend
(OPEN DATE: NY GIANTS)
 PHILADELPHIA AT KANSAS CITY7:30 p.m.

SUNDAY, DECEMBER 2

ARIZONA AT OAKLAND1:15 p.m.
 CAROLINA AT NEW ORLEANS12:00 p.m.
 DALLAS AT WASHINGTON4:15 p.m.
 DENVER AT MIAMI1:00 p.m.
 DETROIT AT CHICAGO12:00 p.m.
 INDIANAPOLIS AT BALTIMORE1:00 p.m.
 MINNESOTA AT PITTSBURGH1:00 p.m.
 NEW ENGLAND AT NEW YORK JETS1:00 p.m.
 ST. LOUIS AT ATLANTA1:00 p.m.
 SAN DIEGO AT SEATTLE1:05 p.m.
 TAMPA BAY AT CINCINNATI1:00 p.m.
 TENNESSEE AT CLEVELAND1:00 p.m.

SUNDAY NIGHT, DECEMBER 2
 BUFFALO AT SAN FRANCISCO5:30 p.m.

MONDAY, DECEMBER 3
 GREEN BAY AT JACKSONVILLE9:00 p.m.

SUNDAY, DECEMBER 9 (WEEK 14)

CBS-TV National Weekend
(OPEN DATE: BALTIMORE)
 CAROLINA AT BUFFALO1:00 p.m.
 CHICAGO AT GREEN BAY12:00 p.m.
 CLEVELAND AT NEW ENGLAND1:00 p.m.
 DETROIT AT TAMPA BAY1:00 p.m.
 JACKSONVILLE AT CINCINNATI1:00 p.m.
 KANSAS CITY AT OAKLAND1:15 p.m.
 NEW ORLEANS AT ATLANTA1:00 p.m.
 NEW YORK GIANTS AT DALLAS12:00 p.m.
 NEW YORK JETS AT PITTSBURGH4:15 p.m.
 SAN DIEGO AT PHILADELPHIA1:00 p.m.
 SAN FRANCISCO AT ST. LOUIS12:00 p.m.
 TENNESSEE AT MINNESOTA12:00 p.m.
 WASHINGTON AT ARIZONA2:05 p.m.

SUNDAY NIGHT, DECEMBER 9
 SEATTLE AT DENVER6:30 p.m.

MONDAY, DECEMBER 10
 INDIANAPOLIS AT MIAMI9:00 p.m.

SATURDAY, DECEMBER 15 (WEEK 15)

FOX-TV National Weekend
(OPEN DATE: CAROLINA)
 ARIZONA AT NEW YORK GIANTS1:30 p.m.
 OAKLAND AT SAN DIEGO2:00 p.m.

SUNDAY, DECEMBER 16

ATLANTA AT INDIANAPOLIS1:00 p.m.
 CINCINNATI AT NEW YORK JETS1:00 p.m.
 DALLAS AT SEATTLE1:15 p.m.
 DENVER AT KANSAS CITY12:00 p.m.

GREEN BAY AT TENNESSEE3:15 p.m.
 JACKSONVILLE AT CLEVELAND1:00 p.m.
 MIAMI AT SAN FRANCISCO1:05 p.m.
 MINNESOTA AT DETROIT1:00 p.m.
 NEW ENGLAND AT BUFFALO1:00 p.m.
 PHILADELPHIA AT WASHINGTON1:00 p.m.
 TAMPA BAY AT CHICAGO12:00 p.m.

SUNDAY NIGHT, DECEMBER 16
 PITTSBURGH AT BALTIMORE8:30 p.m.

MONDAY, DECEMBER 17
 ST. LOUIS AT NEW ORLEANS8:00 p.m.

SATURDAY, DECEMBER 22 (WEEK 16)

CBS-TV National Weekend
(OPEN DATE: DENVER)
 MIAMI AT NEW ENGLAND1:30 p.m.
 PHILADELPHIA AT SAN FRANCISCO2:00 p.m.
 TENNESSEE AT OAKLAND6:00 p.m.

SUNDAY, DECEMBER 23

BUFFALO AT ATLANTA1:00 p.m.
 CHICAGO AT WASHINGTON1:00 p.m.
 CINCINNATI AT BALTIMORE1:00 p.m.
 CLEVELAND AT GREEN BAY12:00 p.m.
 DALLAS AT ARIZONA2:05 p.m.
 DETROIT AT PITTSBURGH1:00 p.m.
 JACKSONVILLE AT MINNESOTA3:15 p.m.
 NEW ORLEANS AT TAMPA BAY1:00 p.m.
 ST. LOUIS AT CAROLINA1:00 p.m.
 SAN DIEGO AT KANSAS CITY12:00 p.m.
 SEATTLE AT NEW YORK GIANTS1:00 p.m.

SUNDAY NIGHT, DECEMBER 23
 NEW YORK JETS AT INDIANAPOLIS8:30 p.m.

SATURDAY, DECEMBER 29 (WEEK 17)

CBS-TV National Weekend
(OPEN DATE: NEW ENGLAND)
 BALTIMORE AT TAMPA BAY9:00 p.m.

SUNDAY, DECEMBER 30

ARIZONA AT CAROLINA1:00 p.m.
 ATLANTA AT MIAMI1:00 p.m.
 BUFFALO AT NEW YORK JETS1:00 p.m.
 CHICAGO AT DETROIT1:00 p.m.
 CLEVELAND AT TENNESSEE12:00 p.m.
 INDIANAPOLIS AT ST. LOUIS12:00 p.m.
 KANSAS CITY AT JACKSONVILLE1:00 p.m.
 MINNESOTA AT GREEN BAY12:00 p.m.
 NEW YORK GIANTS AT PHILADELPHIA4:05 p.m.
 OAKLAND AT DENVER2:15 p.m.
 PITTSBURGH AT CINCINNATI1:00 p.m.
 SAN FRANCISCO AT DALLAS12:00 p.m.
 SEATTLE AT SAN DIEGO1:15 p.m.

SUNDAY NIGHT, DECEMBER 30
 WASHINGTON AT NEW ORLEANS7:30 p.m.

POSTSEASON

- Saturday, Jan. 5 AFC and NFC Wild Card Playoffs (ABC)
- Sunday, Jan. 6 AFC and NFC Wild Card Playoffs (CBS and FOX)
- Saturday, Jan. 12 AFC and NFC Divisional Playoffs (CBS and FOX)
- Sunday, Jan. 13 AFC and NFC Divisional Playoffs (CBS and FOX)
- Sunday, Jan. 20 AFC and NFC Championship Games (CBS and FOX)
- Sunday, Jan. 27 Super Bowl XXXVI, Louisiana Superdome in New Orleans (FOX)
- Sunday, Feb. 3 AFC-NFC Pro Bowl at Honolulu, Hawaii (ABC)



2001 NATIONAL TELEVISION GAMES

REGULAR SEASON

| | |
|-------------------|--|
| Sunday, Sep. 9 | St. Louis at Philadelphia (day, FOX) Miami at Tennessee (night, ESPN) |
| Monday, Sep. 10 | New York Giants at Denver (night, ABC) |
| Sunday, Sep. 16 | New York Jets at Oakland (day, CBS) Cleveland at Pittsburgh (night, ESPN) |
| Monday, Sep. 17 | Minnesota at Baltimore (night, ABC) |
| Sunday, Sep. 23 | St. Louis at San Francisco (day, FOX) Denver at Arizona (night, ESPN) |
| Monday, Sep. 24 | Washington at Green Bay (night, ABC) |
| Sunday, Sep. 30 | Baltimore at Denver (day, CBS) Dallas at Philadelphia (night, ESPN) |
| Monday, Oct. 1 | San Francisco at New York Jets (night, ABC) |
| Sunday, Oct. 7 | Green Bay at Tampa Bay (day, FOX) Carolina at San Francisco (night, ESPN) |
| Monday, Oct. 8 | St. Louis at Detroit (night, ABC) |
| Sunday, Oct. 14 | Miami at New York Jets (day, CBS) Oakland at Indianapolis (night, ESPN) |
| Monday, Oct. 15 | Washington at Dallas (night, ABC) |
| Sunday, Oct. 21 | Dallas at Oakland (day, FOX) |
| Thursday, Oct. 18 | Buffalo at Jacksonville (night, ESPN) |
| Monday, Oct. 22 | Philadelphia at New York Giants (night, ABC) |
| Sunday, Oct. 28 | Oakland at Philadelphia (day, CBS) New York Giants at Washington (night, ESPN) |
| Monday, Oct. 29 | Tennessee at Pittsburgh (night, ABC) |
| Sunday, Nov. 4 | Seattle at Washington (day, CBS) New York Jets at New Orleans (night, ESPN) |
| Monday, Nov. 5 | Denver at Oakland (night, ABC) |
| Sunday, Nov. 11 | Minnesota at Philadelphia (day, FOX) Oakland at Seattle (night, ESPN) |
| Monday, Nov. 12 | Baltimore at Tennessee (night, ABC) |
| Sunday, Nov. 18 | Washington at Denver (day, FOX) St. Louis at New England (night, ESPN) |
| Monday, Nov. 19 | New York Giants at Minnesota (night, ABC) |
| Thursday, Nov. 22 | Green Bay at Detroit (day, FOX) Denver at Dallas (day, CBS) |
| Sunday, Nov. 25 | Oakland at New York Giants (day, CBS) Chicago at Minnesota (night, ESPN) |
| Monday, Nov. 26 | Tampa Bay at St. Louis (night, ABC) |
| Thursday, Nov. 29 | Philadelphia at Kansas City (night, ESPN) |
| Sunday, Dec. 2 | Dallas at Washington (day, FOX) Buffalo at San Francisco (night, ESPN) |
| Monday, Dec. 3 | Green Bay at Jacksonville (night, ABC) |
| Sunday, Dec. 9 | Kansas City at Oakland (day, CBS) Seattle at Denver (night, ESPN) |
| Monday, Dec. 10 | Indianapolis at Miami (night, ABC) |
| Saturday, Dec. 15 | Arizona at New York Giants (day, FOX) Oakland at San Diego (day, CBS) |
| Sunday, Dec. 16 | Green Bay at Tennessee (day, FOX) Pittsburgh at Baltimore (night, ESPN) |
| Monday, Dec. 17 | St. Louis at New Orleans (night, ABC) |
| Saturday, Dec. 22 | Miami at New England (day, CBS) Philadelphia at San Francisco (day, FOX) Tennessee at Oakland (night, ABC) |
| Sunday, Dec. 23 | Jacksonville at Minnesota (day, CBS) New York Jets at Indianapolis (night, ESPN) |
| Saturday, Dec. 29 | Baltimore at Tampa Bay (night, ABC) |
| Sunday, Dec. 30 | Oakland at Denver (day, CBS) Washington at New Orleans (night, ESPN) |



COLLECTIVE BARGAINING AGREEMENT TERMS

ACCRUED SEASON

A player receives one accrued season when he is on full pay status for a total of six or more regular season games. This does not include players placed on the Exempt Commissioner Permission List, the Reserve PUP List as a result of a non-football injury, or the practice squad.

RESTRICTED FREE AGENT

Any veteran player with less than four accrued seasons in a Capped Year is considered a restricted free agent at the expiration of his Player Contract. Any such player is free to negotiate and sign with any team, but is restricted under the terms of the Collective Bargaining Agreement. In order to receive right of first refusal and/or draft choice compensation the prior club must tender the player a qualifying offer on or before the first date of the restricted free agent signing period.

UNRESTRICTED FREE AGENT

Any player with four or more accrued seasons in a Capped Year becomes an unrestricted free agent at the expiration of his Player Contract. Any such player is completely free to negotiate and sign a Player Contract with any team.

EXCLUSIVE RIGHTS FREE AGENT

Any player with less than three accrued seasons in a Capped Year whose contract has expired may negotiate or sign a Player Contract only with his prior club, if his prior club tenders the player at least a one-year contract at or above the minimum salary applicable to that player. If the prior club does not make or withdraws the required tender by that date, the player is free to negotiate and sign a contract with any club.

FRANCHISE PLAYER

Each team is permitted to designate one of its players, who would otherwise be an unrestricted free agent, as a franchise player. The designation restricts the player from negotiating or signing a contract with another club. The designation will remain with that player for the duration of the contract signed. It may be removed by the club at the conclusion of the contract. Franchise players are guaranteed at least a one-year NFL Player Contract for the average of the five largest prior year salaries for players at the position the designated player played the most games the prior league year, or 120% of his prior year salary, whichever is greater.

TRANSITION PLAYER

Each team is permitted to designate one of its players, who would otherwise be an unrestricted free agent, as a transition player. The player is free to negotiate and sign a player contract with any club, but the designation gives the prior club right of first refusal on any contract the player signs. Transition players are guaranteed at least a one-year NFL Player Contract for the average of the 10 largest prior year salaries for players at the position the designated player played the most games the prior league year, or 120% of his prior year salary, whichever is greater.

OFFER SHEET

When a restricted free agent receives and agrees to an offer to sign a Player Contract from another NFL club, the player must submit a certificate which contains the principal terms of the contract (offer sheet) to the prior team. The prior club has seven days from the time it receives the offer sheet to exercise or not exercise its right of first refusal.

PHYSICALLY UNABLE TO PERFORM (PUP)

Players placed on Reserve/Physically Unable to Perform may attend team meetings, but are ineligible for all games and all practice sessions. Players on the PUP list are allowed to begin practicing with the team after the conclusion of the sixth regular season weekend and continuing after the conclusion of the ninth regular season weekend. The practice period is not to exceed 21 days. Any time during that 21-day period, teams are allowed to restore the player to the Reserve/PUP list or to the active roster.

**MINI CAMPS**

Each team is allowed to hold one mandatory mini camp for veteran players. If a team hires a new head coach it is allowed to hold two additional voluntary mini camps for veteran players. There is no limitation on the number of mini camps a club may hold for rookie players. Each mini camp can be three days in length and no pads, excluding helmets, are allowed.

TRAINING CAMP

No veteran player, other than quarterbacks and injured players, will be required to report to a team's official training camp earlier than 15 days prior to the first scheduled preseason game or July 15, whichever is later. The July 15 date does not apply to teams participating in the Hall of Fame Game or any American Bowl game.

ACTIVE LIST

Each club is allowed to carry no more than 53 players on its active roster during the season. For each regular season game, the active list limit is 45 players per team. If a team carries the full squad limit of 53 players, it has to place eight players on the inactive list prior to each game.

PRACTICE SQUAD

Each team is allowed to establish a practice squad of no more than five players on the Monday after the final roster cutdown. Players who have served more than one season on the practice squad or have one accrued season of free agent credit are not eligible for the practice squad. A player who gained his one season of accrued free agent credit while being on the Reserve/Injured or Reserve/PUP list for an entire season is eligible for the practice squad.



Jason Webster started 11 games at right cornerback as a rookie in 2000.



MEDIA SERVICES

Interview Requests: All interview requests for 49ers players, coaches or members of the administration should be made through the 49ers public relations department. Head coach Steve Mariucci will hold his weekly press luncheon during the season. Monday at noon. He will be available to the media after practice Wednesday, Thursday and Friday, and following each game throughout the season. The locker room will be open for player interviews Wednesday and Thursday from 12:30-1:00, and after practice Monday, Friday and Saturday.

Credential Requests: All home game credential requests must be submitted in writing on letterhead to Kirk Reynolds or Cindy Jensen no later than Tuesday before the requested game. Media members applying for credentials must call the 49ers public relations department beginning Thursday after 10:00 a.m. to verify approval. Credentials will be left at Press Will Call Gate A on game day, unless other arrangements are made.

Practice Policy: 49ers practices are open to local media only. Visiting and national media will not be permitted to attend practice. Photographers will be allowed to shoot up to and including stretching exercises.

Key Phone Numbers: 49ers Public Relations Department - (408) 562-4933
49ers Public Relations Fax - (408) 727-2760

TRAINING CAMP

The University of the Pacific became the seventh summer training camp home for the San Francisco 49ers in 1998. Located on 175 acres next to the Calaveras River in Stockton, CA, the campus provides players and coaches all the necessary elements to prepare for the upcoming season.

Location: University of the Pacific
3601 Pacific Avenue
Stockton, CA 95211

Camp Dates: July 25 through August 18

Reporting Dates: Rookies, free agents, and selected veterans report July 25.
Veterans report July 28.

Camp Facts: The San Francisco 49ers will open training camp when rookies and selected veterans report to Stockton, CA Saturday, July 25, 2001. The 49ers spent 17 years (1981-97) at Sierra College in Rocklin, CA before making the move to the University of the Pacific last year. The 17-year Rocklin stint tops the 13-year stay (1955-67) at St. Mary's College in Moraga, CA as the longest training camp visit in team history. San Francisco has trained at Menlo College (1946-54), UC Santa Barbara (1968-75), San Jose State (1976-78) and Santa Clara (1979-80).

UOP Facts: Founded in 1851 as the first chartered university in California, the University of the Pacific is comprised of 11 schools and colleges on three campuses. Two specialty schools, UOP's School of Dentistry in San Francisco and the McGeorge School of Law in Sacramento, complement the main campus in Stockton. Pacific provides its 6,000 students 80 major fields to choose from and an average class size of under 30. The main campus features the central liberal arts division, schools of music, engineering, education, pharmacy, business and public administration, international studies, a graduate school and University College, which is designed specifically for adult re-entry students.

Stockton Facts: The Stockton metropolitan area has a population of over 230,000. It is surrounded by over 1,000 miles of waterways, making it the largest inland seaport in California.

Web Site: www.sf49erscamp.com



Mission Statement: To enhance the educational, health, social and cultural needs of our community by offering unique resources and financial support to non-profit organizations.



**FOR INFORMATION CONTACT:
SAN FRANCISCO 49ERS FOUNDATION
4949 CENTENNIAL BLVD., SANTA CLARA, CA 95054
(408) 562-4949**

TO PLAY WITH THE 49ERS,
YOU'D BETTER TRAIN LIKE THE 49ERS.



TRAININGFORSPORT.COM

© adidas America, Inc. 2001. The THREE STRIPES is a registered trademark of adidas-Salomon AG.