
2009
MEDIA
GUIDE

WE MAKE PRACTICE PERFECT

TURF SUPPLIER
San Francisco 49ers
Marie P. DeBartolo Sports Centre



SPORTEXE
BRINGING QUALITY TO THE SURFACE

TOLL FREE: 1.866.935.7100 | www.sportexe.com

FROM THE SPORTS LIBRARY OF
RETROSEASONS.com

More publications available at:

www.retroseasons.com/library/

2009 San Francisco 49ers Schedule

PRESEASON

Date	Opponent	Local Time	(Pacific)	Network
Friday, August 14	**Denver**	**7:00 p.m.**		**CBS–5**
Saturday, August 22	**Oakland**	**5:15 p.m.**		**CBS–5**
Saturday, August 29	@ Dallas	7:00 p.m.	5:00 p.m.	CBS–5
Friday, September 4	@ San Diego	7:00 p.m.		CBS–5

REGULAR SEASON

Date	Opponent	Local Time	(Pacific)	Network
Sunday, September 13	@ Arizona	1:15 p.m.		FOX
Sunday, September 20	**Seattle**	**1:05 p.m.**		**FOX**
Sunday, September 27	@ Minnesota	12:00 p.m.	10:00 a.m.	FOX
Sunday, October 4	**St. Louis**	**1:15 p.m.**		**FOX**
Sunday, October 11	**Atlanta**	**1:05 p.m.**		**FOX**
Sunday, October 18	BYE			
Sunday, October 25	@ Houston	12:00 p.m.	10:00 a.m.	FOX
Sunday, November 1	@ Indianapolis	1:00 p.m.	10:00 a.m.	FOX
Sunday, November 8	**Tennessee**	**1:15 p.m.**		**CBS**
Thursday, November 12	**Chicago**	**5:20 p.m.**		**NFLN**
*Sunday, November 22	@ Green Bay	12:00 p.m.	10:00 a.m.	FOX
***Sunday, November 29**	**Jacksonville**	**1:05 p.m.**		**CBS**
*Sunday, December 6	@ Seattle	1:15 p.m.		FOX
Monday, December 14	**Arizona**	**5:30 p.m.**		**ESPN**
*Sunday, December 20	@ Philadelphia	1:00 p.m.	10:00 a.m.	FOX
***Sunday, December 27**	**Detroit**	**1:05 p.m.**		**FOX**
*Sunday, January 3	@ St. Louis	12:00 p.m.	10:00 a.m.	FOX

* Please be aware that as part of the National Football League's agreement with NBC to televise Sunday Night Football, the NFL has implemented a flexible schedule for Sunday start times for the final eight weeks of the season.

This will allow the NFL to bring more attractive match–ups to a national audience late in the season. If any of the 49ers games are moved from the original start time, fans will be notified 12 days prior to the date of the game with the exception of a Week 17 game, where the notification will be six days to ensure a Sunday Night game with playoff implications. Starting time changes will be publicized on 49ers.com and through the local print, electronic and internet media.

TRAINING FACILITY AND BUSINESS OFFICE
MARIE P. DEBARTOLO SPORTS CENTRE
4949 CENTENNIAL BOULEVARD
SANTA CLARA, CA 95054
PHONE: (408) 562–4949

TICKET OFFICE
CANDLESTICK PARK
490 JAMESTOWN AVE., ROOM 400
SAN FRANCISCO, CA 94124
PHONE: (415) GO–49ERS

49ERS OFFICIAL WEBSITE
www.49ers.com

NFL OFFICIAL WEBSITE
www.nfl.com

STADIUM OPERATIONS
(PARKING/SECURITY/LUXURY SUITES/GAME DAY OPERATIONS)
CANDLESTICK PARK
490 JAMESTOWN AVE., ROOM 398
SAN FRANCISCO, CA 94124
PHONE: (415) 656–4949

SUPER BOWL TITLES
1981 (XVI), 1984 (XIX), 1988 (XXIII),
1989 (XXIV), 1994 (XXIX)

COLORS
49ERS RED (PANTONE 187C)
49ERS GOLD (PANTONE 872C METALLIC)

FOUNDED–1946. JOINED NFL IN 1950

2009 San Francisco 49ers Contents

ORGANIZATION....1-50
2009 Schedule....1
Table of Contents....2
Club Directory....3–4
Edward J. DeBartolo Sr. 49ers Hall of Fame....5
Denise DeBartolo York & John York – Co–Chairmen/Owners....6–7
Jed York – President....8
Franklin Mieuli – Limited Partner....9
Scot McCloughan – General Manager....10
Andy Dolich – Chief Operating Officer....11
Larry MacNeil – Vice President/Chief Financial Officer....12
Lal Heneghan – Exec. VP of Football Administration....12–13
Paraag Marathe – VP of Football Opearations....13
Mike Singletary – Head Coach....14–16
All–Time 49ers Head Coaching Records....17
Coaching Staff....18–36
All–Time 49ers Assistant Coaches....37–39
Player Personnel/Football Operations....40–45
Athletic Trainers....46–47
Equipment Managers....47–49
Video Operations....49–50
PLAYERS....51-167
Roster....51
Veteran Players....52–161
Draft Picks....162–165
Rookie Free Agents....166–167
2008 SEASON REVIEW....168
2008 Regular Season Statistics....168–169
2008 Player Participation....170
2008 Game–by–Game Starters and Inactives....171
2008 Personnel Moves....172–173
2009 Key Personnel Moves....173
2008 Game–by–Game Team Statistics....174
RECORDS....175-215
Individual Records....175–181
Individual Career Statistical Leaders....182–183
Top 10 Season Leaders....184
Long Plays....185–186
QB Wins/Losses....187
NFL Leaders....188
Rookie Records....189–191
All–Time Returns for Touchdowns....192–195
All–Time 1,000 Yard Seasons....195
Career 100/300 Yard Games....196
100–Yard Rushing Games....197–198
100–Yard Receiving Games....198–201
300–Yard Passing Games....201–202
Opponent Individual Records....203
Team Records....204–215
POSTSEASON....216-224
Playoff History....216–217
Team Postseason Records....218–221
Individual Postseason Records....221–222
Postseason Career Statistical Leaders....223
Postseason Long Plays....224
ALL-TIME RESULTS....225-237
Year–by–Year Results....225–235
Primetime Games....236
Overtime Games....237
49ers Offensive/Defensive Rankings 1970–2008....237
HISTORY....238-256
49ers Founders....238–239
49ers Team Awards....240–242
NFL Award Winners....243–244
All–Time Player of Week/Month....245
Hall of Famers....246–248
Retired Jerseys....249
Pro Bowlers....250–251
All–Pros....252–254
49ers Winning Tradition....255
Stadium Facts and Figures....256

2009 49ers Media Guide Credits

Editors: Ryan Moore & Bob Lange

Editorial Assistants: Lisa Goodwin, Ryan Donough, Kris Anderson

Photography and Art: Bill Fox, Terrell Lloyd, Michael Zagaris, Jeff Bayer, Frank Rippon, Dennis Desprois, Dave Beronio

Composition and Layout: Ryan Moore

Printing: Dome Printing Company, Sacramento, CA

This version of the San Francisco 49ers 2009 Media Guide has been condensed in order to conserve paper usage. In keeping with a NFL–wide initiative to utilize the speed and ease of technology, the entire 2009 media guide is available on the team's website, 49ers.com. Additionally, memory sticks containing an interactive version of the guide are available to members of the media. As always, the 49ers public relations department is available to answer any questions and fulfill any requests the media may have in regards to the 2009 media guide and team–related information in general.

2009 San Francisco 49ers Directory

OFFICE OF THE OWNER

Denise DeBartolo York ..... Co–Chairman
John York ..... Co–Chairman
Jed York ..... President
Carri Parham ..... Executive Administrative Assistant

LIMITED PARTNERS

Franklin Mieuli ..... Limited Partner
Richard and Carla Morabito ..... Limited Partner

COACHING STAFF

Mike Singletary ..... Head Coach
Jimmy Raye ..... Offensive Coordinator
Greg Manusky ..... Defensive Coordinator
Al Everest ..... Special Teams Coordinator
Jerry Sullivan ..... Wide Receivers/Senior Assistant
Johnnie Lynn ... Special Assistant to the Head Coach/Secondary
Duane Carlisle ..... Head Strength and Conditioning
Shane Day ..... Quality Control
Dave Fipp ..... Assistant Special Teams
Chris Foerster ..... Offensive Line
Al Harris ..... Pass Rush Specialist
Pete Hoener ..... Tight Ends
Mike Johnson ..... Quarterbacks
Vance Joseph ..... Secondary
Jason Michael ..... Offensive Assistant
Tom Rathman ..... Running Backs
Vantz Singletary ..... Inside Linebackers
Jason Tarver ..... Outside Linebackers
Jim Tomsula ..... Defensive Line
Mark Uyeyama ..... Assistant Strength and Conditioning
Bill Nayes ..... Special Assistant to the Head Coach
Dorrick Roy ..... Strength and Conditioning Intern
Greg Marshall ... Seasonal Strength and Conditioning Assistant
James Harris ..... Nutrition Consultant

PLAYER PERSONNEL AND SCOUTING

Scot McCloughan ..... General Manager
Trent Baalke ..... Director of Player Personnel
Tom Gamble ..... Director of Pro Personnel
David McCloughan ..... Director of College Scouting
Todd Brunner ..... Area Scout
Justin Chabot ..... Area Scout
Reggie Cobb ..... Area Scout
Quentus Cumby ..... Pro Personnel Scout
William Homer ..... Personnel Assistant
Kent Kahl ..... Area Scout
Matt Malaspina ..... Area Scout
Ryan Myers ..... Pro Personnel Scout
Ethan Waugh ..... Area Scout
Angela Banister ..... Executive Administrative Assistant

FOOTBALL OPERATIONS AND ADMINISTRATION

Lal Heneghan ..... Executive VP of Football Administration
Paraag Marathe ..... Vice President of Football Operations
Brian Hampton ..... Manager of Football Operations
Hilary Heuermann ..... Contract Administrator
Mike Libby ..... Contract Research Analyst
Pat McGrath ..... Team Logistics Coordinator
Steve Risser ..... Team Logistics Manager

ATHLETIC TRAINING AND MEDICAL

Jeff Ferguson ..... Head Athletic Trainer
Nate Breske ..... Assistant Athletic Trainer
Manny Rivera ..... Assistant Athletic Trainer
Dan Garza, M.D. ..... Team Medical Director
Gary Fanton, M.D. ..... Orthopedic Surgeon
Dr. William Maloney, M.D. ..... Orthopedic Surgeon
Tim McAdams, M.D. ..... Orthopedic Surgeon
Joe Leahy, D.C. ..... Chiropractor
Robert Bonahoom, DDS ..... Dentist

EQUIPMENT

Steve Urbaniak ..... Equipment Manager
Donovan "Doc" Dressler ..... Assistant Equipment Manager
Zachery Hall ..... Assistant Equipment Manager
Scott Rotier ..... Assistant Equipment Manager

VIDEO OPERATIONS

Keith Yanagi ..... Director of Video Operations
Mark Preto ..... Video Operations Assistant
Arash Daghighian ..... Video Assistant

FOOTBALL AFFAIRS

Keena Turner ..... Vice President of Football Affairs

Player Development

Ty Knott ..... Director of Player Development

Alumni Relations

Guy McIntyre ..... Director of Alumni Relations
Steve Bono ..... Alumni Coordinator
Jesse Sapolu ..... Alumni Coordinator
Eric Wright ..... Alumni Coordinator

Public Relations

Bob Lange ..... Director of Public Relations
Ryan Moore ..... Asst. Director of Public Relations
Lisa Goodwin ..... Publicity Specialist
Michael Chasanoff ..... Manager of Public Relations
Bill Fox ..... Staff Photographer
Terrell Lloyd ..... Staff Photographer
Michael Zagaris ..... Team Photographer
Donnan Sinn ..... Team Historian

Community Relations

Joanne Pasternack ..... Director of Community Relations
Brandon Moreno ..... Community Relations Specialist

49ers Foundation

Reginald Duhe ..... Director of 49ers Foundation

Chaplain

Earl Smith ..... Team Chaplain

CHIEF OPERATING OFFICER

Andy Dolich ..... Chief Operating Officer

FINANCE AND BUSINESS

Larry MacNeil ..... Vice President/Chief Financial Officer
Debye Whelchel ..... Controller
Esther Chi ..... Manager of Accounting
Marie Hofland ..... Accounting Assistant
Joan Pires ..... Payroll Manager
Judy Pitts ..... Accounts Payable Supervisor

STADIUM OPERATIONS AND FACILITIES

Jim Mercurio ... Vice President/Stadium Operations & Security

Stadium Operations

Gary Burcham ..... Maintenance Assistant/Stadium Operations
Bernadette Pullon–Garcia ..... Stadium Operations Admin. Asst.
Eric Gunsberg ..... Stadium Operations Parking and Traffic Coord.
Dan Henderson ..... Senior Manager of Stadium Operations
Bob Mallamo ..... Stadium Operations/Locker Room Manager
Larry Minasian ..... Sr. Manager of Game Operations & Security
Julian Sakti ..... Manager of Game Operations and Security

Security

Fred Formosa ..... Director of Security
Fred Gualco ..... Security Coordinator
Dario Montenegro ..... Security Representative
Kaoru Orimoto ..... Security
Jonathan Powers ..... Security

Facilities

Anthony Lozano ..... Manager of Facilities
Erik Bernal Lozano ..... Facilities
Eduardo Sandoval ..... Facilities
Miguel Sandoval ..... Facilities
Raul Sandoval ..... Maintenance
José Vasquez ..... Facilities

Groundskeeping

Richard Genoff ..... Sports Turf Manager/Head Groundskeeper
Gregory Bridges ..... Assistant Groundskeeper
Matthew Greiner ..... Assistant Groundskeeper

COMMUNICATIONS

Elisabeth Lang ..... Vice President of Communications
Steve Fine ..... Director of Business Communications

SALES AND MARKETING

Corporate Sales

Mike Redlick ..... Vice President of Business Development
Patrick Streko ..... Director of Business Partnerships
Scott Druskin ..... Corporate Sponsorship Account Executive
Nikki Hawkins ..... Senior Corporate Account Manager
Laura Humphreys ..... Client Services Coordinator
Jennifer Lee ..... Client Services Representative
Willie McHargue ..... Senior Account Executive
Bob Sargent ..... Senior Manager of Broadcasting
Barbara Gurnari ..... Executive Administrative Assistant

Marketing

Michael P. Williams ..... Vice President of Marketing
Kelly Dredge ..... Marketing Manager
Scott Kegley ..... Digital Media Manager
Jeff Norona ..... Marketing Coordinator

Ticket Operations

Jamie Brandt ..... Director of Ticket Sales & Service
Dustin Albertson ..... Ticket Services Account Executive
Donna Barnes ..... Ticket Operations Assistant
Lynn Carrozzi ..... Senior Manager of Ticket Office
Matthew Crowell ..... Ticket Services Account Executive
Jason Davison ..... Supervisor of Ticker Operations
Daniel DiGiorgio ..... Ticket Services Manager
Bradley Dugan ..... Ticket Operations Assistant
Kathy Electona ..... Ticket Services Account Executive
Tyler Hellinge ..... Ticket Sales Account Executive
Chad Kutting ..... Ticket Sales Account Executive
Heather Mulvaney ..... Ticket Services Account Executive
Todd Pollock ..... Ticket Sales Manager
Cassandra Trujillo ..... Ticket Services Account Executive
Marcus Wong ..... Ticket Operations Assistant
Nana Yaw ..... Ticket Sales Account Executive

HUMAN RESOURCES

Tina De Vora Rojas ..... Senior Manager, Human Resources
Richard Simon ..... Human Resources Administrative Assistant

INFORMATION TECHNOLOGY

Alexander Ignacio ..... Director of Information Technology
Kevin Le ..... Senior Network Engineer
Tim Stabio ..... Desktop Support Specialist

ADMINISTRATIVE SERVICES

Vilma Meek ..... Receptionist

EDWARD J. DEBARTOLO SR. 49ERS HALL OF FAME

The San Francisco 49ers are arguably one of the most fabled sports franchises in history. With the multitude of memories that the team's history holds, a place to honor and capture these tremendous times and legendary figures only seems appropriate.

During the 2009 offseason, the San Francisco 49ers and the York family proudly introduced the creation of the Edward J. DeBartolo Sr. 49ers Hall of Fame, named in honor of the beloved patriarch of the storied franchise. The 49ers Hall of Fame was established to recognize players, administrators and coaches who have made exceptional contributions to the organization.

SAN FRANCISCO 49ERS
HALL of FAME

"As someone who was raised alongside the many greats who donned the red and gold," said team President Jed York, "I am tremendously honored to be announcing the creation of the Edward J. DeBartolo Sr. 49ers Hall of Fame. This exclusive club will be comprised of those people who have made our franchise what it is today."

A week after the creation of the new 49ers Hall of Fame, Jed York announced the name of its inaugural inductee, his uncle, Edward J. DeBartolo Jr., known as "Mr. D" to most close to the 49ers family. He is set to be officially inducted during halftime of the team's home opener versus the Seattle Seahawks on September 20, 2009.

"This is such a great honor for me," said DeBartolo. "I would like to thank my nephew Jed and the entire 49ers family for selecting me to be the first member of the 49ers Hall of Fame. I was truly fortunate to have had so many great people around me, starting with my dear friend, and the greatest coach of all time, the late Bill Walsh, and the Hall of Fame players who one day will be inducted alongside me into the 49ers Hall of Fame. I always say I was born in Youngstown, Ohio, but I was really born 32 years ago in San Francisco when my family acquired the 49ers."

Being inducted into the 49ers Hall of Fame is no easy task, and the selection process reflects the level of honor which it bestows. As a prerequisite for induction, all 49ers Hall of Fame candidates must have displayed one or more of the following qualifications: outstanding production and performance on the field, key contributions to the team's success, and/or the embodiment of the spirit and essence of the San Francisco 49ers.

A number of players and coaches have already been recognized in various ways throughout the years for their contributions to the game of professional football and the 49ers organization. Accordingly, the franchise has automatically enshrined members of the 49ers family who have either had their jersey numbers already retired by the organization or have been selected to the Pro Football Hall of Fame in Canton, Ohio. These players include: John Brodie, Dwight Clark, Fred Dean, Jimmy Johnson, John Henry Johnson, Charlie Krueger, Ronnie Lott, Hugh McElhenny, Joe Montana, Leo Nomellini, Joe Perry, Bob St. Clair, Y.A. Tittle, Bill Walsh, Dave Wilcox and Steve Young.

During Alumni Weekend, to be held on October 11, 2009 against the Atlanta Falcons, the 49ers will honor the automatic enshrinement of the above players during halftime of the game.

Members of the 49ers Hall of Fame will be recognized at Candlestick Park, in a special display highlighted by plaques designed in each inductee's likeness.

Following the induction of Edward J. DeBartolo Jr. in 2009, the 49ers organization will look to enshrine at least two members in the ensuing years. A selection committee comprised of internal and external members will present ownership with an annual list of candidates. Once that list has been approved, the 49ers are welcoming their Faithful to help select each year's induction class via the team's official website, www.49ers.com.



Joe Perry
(1948–60, '63)



Leo Nomellini
(1950–63)



Y. A. Tittle
(1951–60)



Hugh McElhenny
(1952–60)



Bob St. Clair
(1953–63)



John Henry Johnson
(1954–56)



John Brodie
(1957–73)



Charlie Krueger
(1959–73)



Jimmy Johnson
(1961–76)



Dave Wilcox
(1964–74)



Bill Walsh
(1979–88)



Dwight Clark
(1979–87)



Joe Montana
(1979–92)



Ronnie Lott
(1981–90)



Fred Dean
(1981–85)



Steve Young
(1987–99)

DENISE DEBARTOLO YORK AND JOHN YORK
CO-CHAIRMEN



Denise and John York bring long and distinguished careers in sports and business to their roles as Co–Chairmen of the San Francisco 49ers, where they combine their pas–sion for building a championship team with their com–mitment to being the best possible business partners and community citizens.

A THIRTY YEAR LEGACY IN BUSINESS AND PRO SPORTS

Since Denise's father, Edward J. DeBartolo Sr., purchased the 49ers in 1977, she has been an integral part of more than three decades of 49ers football, including 36 playoff contests and five Super Bowl victories. Earlier in her ca–reer, Denise served as President of the Pittsburgh Penguins hockey team. Under her leadership, the Penguins were re–vitalized and transformed into a championship team and she became the first woman to have her name engraved on Lord Stanley's Cup.

A successful entrepreneur, John spent years as Senior Vice President/Director of Racing Operations for the DeBartolo Corporation, instituting programs designed to enhance the fan experience and raise the profile of thoroughbred horse racing. John, a noted patholo–gist, began his business career in 1982 as founder of DeYor Laboratories in Youngstown, Ohio. From three employees, he molded the company into a 500–per–son operation with facilities in three states before selling the company to Corning, Inc. in 1993.

As owners of the 49ers, Denise and John provide the resources and guidance to uphold the 49ers celebrated history and oversee the team's relation–ship with the Commissioner of the National Football League and other team owners.

TAKING A LEADERSHIP ROLE IN THE NFL

Denise and John's dedication to the sport of football ex–tends to the top levels of the NFL.

Denise is an active member of the Pro Football Hall of Fame Committee, where she helps to oversee the League's ongoing support of the museum that pays tribute to the triumphs of pro football's greatest stars, including 13 leg–endary members of the San Francisco 49ers.

John is Chairman of the NFL's International Committee. Under his leadership, the 49ers became the first team to play a regular season game outside the boarders of the United States, taking on the Arizona Cardinals in front of 100,000 fans at Azteca Stadium in Mexico City. Under John's direction, the League has expanded its presence abroad with regular season games the past two years as Wimbley Stadium in London, England. John also sits on the League's Audit and Business Ventures Committees, which help to ensure the NFL's standing as the preeminent brand in all of professional sports.

CELEBRATING THE TEAM'S LEGENDARY HISTORY

Denise and John have played a pivotal role in reaching out to former players and coaches to help celebrate six monu–mental decades of 49ers football. Over the past decade, Denise and John have brought back every Hall of Fame enshrinee from the 49ers to be honored at Candlestick Park for their tremendous contributions to Bay Area sports. Under their guidance, the team enhanced its annual alumni weekend event to give all players who have donned the red and gold throughout the team's history a chance to catch up with old friends. As part of the event, the former players are recognized on the field during a half–time celebration



John York and Denise DeBartolo York with NFL Commissioner Roger Goodell.



Edward DeBartolo Sr., Denise DeBartolo York and John York with the Pittsburgh Penguins Stanley Cup Trophy.

at Candlestick Park, where so many of them made their mark on history. They have also worked with players like Joe Montana and Dwight Clark, and the members of the 1981 49ers defense to re–enact and commemorate some of the team's most famous plays such as "The Catch" and the goal line stand that propelled the team to its first Super Bowl victory.

ENHANCING THE FAN EXPERIENCE

Denise and John are dedicated to embracing the passion of 49ers fans everywhere. They are committed to giving fans an opportunity to experience the excitement of 49ers football year–round. From the team's annual Winter and Wine Fest charity event in Lake Tahoe each winter, to its Draft Day celebration in Santa Clara each spring, to Family Day at Candlestick Park each summer, they have made it their mission to embrace the fans as family.

In their efforts to extend the interaction between the fans and the players and coaches, Denise and John have opened a portion of the team's training camp to the pub–lic since 2005, giving more than 100,000 49ers fans the opportunity to meet the team before the first snap of the football season.

On game days, they have spearheaded the effort to cre–ate a great atmosphere for fans by making significant enhancements to Candlestick Park, from the creation of the Alumni Tailgate Party and Faithful City, to improvements inside the stadium such as new flat screen TVs, new escalators and remodeled restrooms.

They've also provided new opportunities for fans to participate in the excitement of 49ers football by giving local musicians the oppor–tunity to sing the national anthem in front of 68,000 fans at the 'Stick, and providing op–portunities to local talent to participate in half–time events on the field.

MAKING A DIFFERENCE IN THE LIVES OF OTHERS

Under the leadership of Denise and John, the team's community outreach programs and 49ers Foundation have grown tremendously.

Last year, 49ers players, coaches, staff and alumni par–ticipated in community events throughout the Bay Area as part of the team's award–winning RESPECT community outreach program. The 49ers Foundation has also grown tremendously, from raising and donating $200,000 per year to Bay Area non–profit organizations, to a record $1.6 million in 2008, bringing the total to more than $8.2 million over the last seven years.

In recognition of their community involvement, the couple was recently honored with the 2008 Silicon Valley Ex–emplary Community Leadership Award by Silicon Valley FACES, a non–profit organization dedicated to fighting bias and racism in the South Bay Area. In 2005, Denise and John were honored with the Outstanding Corporate Philanthropy Award at the Catholic Charities/Catholic Youth Organization's Loaves & Fishes Dinner for their remarkable contributions to the San Francisco community.

The couple's passion for community involvement extends beyond the Bay Area as well. John was recently honored with the Loyola University's Strich Medal – the highest honor awarded by the school – for his ongoing contribu–tions to his alma mater. In 2008, Denise and John were honored with the Youngstown Hearing & Speech Center's 2008 Great Communicators Award in recognition of their philanthropic leadership. They were also inducted into the Curbstone Coaches Hall of Fame in Boardman, Ohio, in 2007 for generously giving their time and resources to the Mahoning Valley community.

PUTTING FAMILY FIRST

Though Denise and John have accomplished much in their professional careers, they first define themselves as hus–band, wife and parents.

Their eldest son, Jed, now carries on the family's legacy begun by his grandfather Edward J. DeBartolo Sr., his Uncle Eddie DeBartolo Jr. and his parents, by serving as President of the 49ers. Their son, Tony, is currently an en–trepreneur in the high–tech industry in Silicon Valley, and twins Jenna and Mara are pursuing careers in viticulture in the Napa Valley.

The family enjoys visiting the variety of San Francisco's ethnic restaurants, traveling and of course, game day.



The York Family (from left to right): Jenna, Tony, Denise, John, Mara and Jed.



JED YORK
PRESIDENT

As President of the San Francisco 49ers, Jed York oversees the team's day–to–day operations and all aspects of the or–ganization. Upon assuming the position in December, 2008, York has made bold decisions to shape the team into a Super Bowl contender and recognize the ongoing passion of the team's faithful fans.

BUILDING A CHAMPIONSHIP TEAM

York's first act as President was the hiring of Mike Single–tary to be the 16th Head Coach in 49ers history. Under York's direction, Coach Singletary and General Manager Scot Mc–Cloughan have taken every step possible to improve the team's performance on the field. York directed the organiza–tion to undertake a major renovation of the 49ers practice facility in Santa Clara to significantly enhance the team's weight room, locker rooms and team meeting rooms in order to give players the tools they need to be successful. Likewise, he bolstered the team's football affairs and alumni outreach departments, led by former 49ers linebacker and four–time Super Bowl champion Keena Turner, to help the players better themselves off the field and prepare for life after football.

RECOGNIZING THE 49ERS FAITHFUL

A 49ers fan since birth, York recognizes that the success of the 49ers hinges on the team's faithful fans, and he is com–mitted to honoring them for their passion and enthusiasm.

The York–led management team started by making the bold decision to freeze prices on all tickets for the 2009 season. But perhaps his most popular move as President was to di–rect the organization to create new uniforms for the 49ers that connect the team's future aspirations to its champion–ship glory years of the 1980s and 1990s. He also created a new ticket sales and services department to give each season ticket holder a personal representative and point of contact within the organization. To give fans a forum to interact di–rectly with the team's leaders, he instituted a public "State of the Franchise" meeting for season ticket holders, where they had an opportunity to listen to the team's plans for the future and ask questions directly of himself, McCloughan, Singletary, and Chief Operating Officer Andy Dolich.

York is also leading the charge to build a new state–of–the–art stadium for 49ers fans to secure a long–term home for the team in the Bay Area. The 49ers recently completed a term sheet for a new stadium in Santa Clara, and a public vote is expected in 2010. York has spent many evenings meeting with Santa Clara residents in small gatherings to personally tell them about the team's plans, listen to their feedback and answer their questions.

He is also working with the City of San Francisco to take steps to maintain and enhance Candlestick Park. Under York's leadership, the team is instituting a new 49ers hall of fame to commemorate the significant accomplishments of some of the team's biggest stars. Named for his grandfather and the beloved patriarch of the 49ers, the Edward J. DeBartolo Sr. 49ers Hall of Fame automatically inducted those 49ers greats that have either had their jersey numbers retired by the team or have been inducted into the Pro Football Hall of Fame, upon its creation. York shortly thereafter announced the Hall of Fame's inaugural inductee, his uncle, Edward J. DeBartolo Jr., who will be enshrined during the 2009 season. "Mr. D," as he was fondly known, was the legendary owner of the 49ers who led the franchise through its glory years.

CARRYING ON THE FAMILY'S LEGACY

York's roots with the 49ers run deep. He is the oldest child of Denise and John York, the co–chairmen of the team. York's uncle and godfather, Eddie, has long served as his mentor.

Prior to York's role as President, he served as the team's Vice President of Strategic Planning, where he was responsible for the integration of brand strategies and projects related to the long–term operational and financial development of the organization. Previously, as Director of Strategic Plan–ning, he aided the restructuring of the team's coaching and player personnel departments, including the hiring of General Manager Scot McCloughan and the team's coaching staff. He joined the organization in 2005 as Special Projects Manager. In that capacity, he spent time learning how each department works together to achieve the team's goals both on the field and in the community.

York began his career as a financial analyst at Guggenheim Partners, a diversified financial services firm. He worked in the firm's New York office in several areas, including private wealth management, hedge funds risk analysis, and collater–alized debt obligations.

Born and raised in Youngstown, Ohio, York attended the Uni–versity of Notre Dame, where he earned a degree in both fi–nance and history. There, he was recognized for his scholastic achievements with induction into the Phi Alpha Theta National History Honors Society.

York credits his parents, his uncle Eddie, and his grandfather Edward J. DeBartolo Sr., a successful real estate developer, as being positive role models and for teaching him character values such as integrity, a strong work ethic, and respect for others. He is pleased to carry on his family's commitment to community service as a member of the Board of Directors of the Bayview Hunters Point YMCA, which has been a major beneficiary of the 49ers Foundation.

Besides his tremendous passion for the 49ers, York enjoys traveling, fishing, and playing cards, which he learned from his grandfather.



FRANKLIN MIEULI
49ERS LIMITED PARTNER

Mieuli's longtime interest and love for sports sparked his future involvement in the professional sports teams that have brought him five Super Bowl championship rings as a limited partner with the 49ers and one NBA World Championship as the former owner of the Golden State Warriors.

In 1949, he accepted a position in the advertising department of the San Francisco Brewing Company, makers of Burgermeister beer. "Burgie" sponsored broadcasts of 49ers football games and in 1954, Mieuli produced the team's first telecasts. Through his business relationship and friendship with Tony and Vic Morabito, the original owners of the 49ers, Franklin was offered the opportunity to purchase a share of the club, and today still holds stake in the 49ers franchise.

When the New York Giants moved west in 1958, Horace Stoneham offered Mieuli stock in the San Francisco Giants. In 1962, Franklin and a group of his friends also purchased the Philadelphia Warriors and the San Francisco Warriors were born. He became the only sportsman to have ownerships in three major league sports teams in the same area.

In the 25 years after he acquired majority ownership, the San Francisco and now Golden State Warriors were in the playoffs ten times, won four division titles and a World Championship in 1974–75. Mieuli is the first professional sports team owner to have named an African American as his head coach, Alvin Attles, a member of the team that moved west from Philadelphia. His longtime friend has served with the Warriors as a player, head coach, administrator, vice president and assistant general manager and in his 48th year with the club, is now a Warriors' ambassador.

Simultaneously, as president of Franklin Mieuli and Associates Radio and TV Production Co., he acquired radio and TV production rights to the Giants, 49ers and Warriors' games and engineered games for the A's and Raiders' broadcasts. He produced and handled the radio coverage for the 1960 Winter Olympics at Squaw Valley with Lon Simmons, Russ Hodges, Gordy Soltau and Marty Martin as his broadcasting crew. Today, his company, managed by long–time employee Shirley Figgins Mortensen, continues to provide the radio engineering for 25 sports teams, including baseball, football, hockey and basketball, throughout the U.S. and Canada. He also owned radio stations, KPUP, (KHIP and KMPX) in San Francisco and was an owner of KTMX in Colusa, CA.

Mieuli received a degree in advertising from the University of Oregon and served a stint in the U.S. Navy during World War II.

Mieuli and his former wife, Hilles Parish Cribari, are the parents of three children, seven grandchildren and five great–children. Ms. Blake Green, Mieuli's loving companion for the past 30 years, was formerly a feature writer for the San Francisco Chronicle and Newsday in New York.



SCOT MCCLOUGHAN
GENERAL MANAGER

With 15 years of NFL experience under his belt with championship caliber teams, Scot McCloughan enters his second season as the General Manager of the 49ers. Prior to assuming his role in 2008, he served the previous three years as the team's Vice President of Player Personnel.

"Scot McCloughan is just the man we need guiding the personnel decisions of this franchise," said team President Jed York. "He's a cool customer who handles pressure situations well. His pedigree is that of a true football man. Scot has been an integral part of championship teams in the past, and we are confident that he will be a part of another one here with the 49ers in the near future."

As the man in charge of the 49ers roster, McCloughan not only decides which players come and go through the doors of the team's practice facility, but he also oversees the management of the team's salary cap and player contracts. While working hand–in–hand with Head Coach Mike Singletary, McCloughan translates the needs of the 49ers coaching staff into a plan of attack for building the roster.

Under his direction in 2009, the 49ers netted arguably the most explosive player in the NFL Draft in WR Michael Crabtree with the 10th overall pick. McCloughan later engineered a draft–day trade providing the 49ers a second first–round draft pick in the 2010 draft from the Carolina Panthers, in return for the team's second and fourth round picks in 2009, 43rd and 111th overall, respectively.

Upon his arrival in San Francisco from his former post as the Director of College Scouting for the Seattle Seahawks, McCloughan had just over two months to devise a plan for the 2005 free agency period and the NFL Draft. Along with his tireless routine of preparation, McCloughan possesses an acute memory. It served him well heading into his first draft in San Francisco, where he had to put together a draft board based on the needs of a team he barely knew.

In 2005, 10 of the team's 11 draft picks made the roster, including one of the best third–round finds in recent years, RB Frank Gore. Gore went on to be selected a starter on the NFC's Pro Bowl squad the following year.

In 2006, McCloughan also led a strong draft campaign, making a trade with Denver to acquire a second pick in the first round. It enabled the 49ers to tag TE Vernon Davis with the sixth overall pick and LB Manny Lawson with the 22nd overall selection. Both 2007 first round picks played an immediate role, with LB Patrick Willis earning Associated Press Defensive Rookie of the year honors and a Pro Bowl berth, while T Joe Staley started all 16 games at right tackle without missing a snap. Willis followed up his standout rookie season with his second straight Pro Bowl and Staley once again started every game of the 2008 season, this time at left tackle.

Heading the 49ers personnel department enabled him to return to the Bay Area, where his football roots began. The year McCloughan was born in San Leandro, CA was his father Kent's final year playing in the NFL. Kent was a standout cornerback for the Oakland Raiders from 1965–70, and was part of the 1967 Super Bowl II squad. Immediately after his final season, Kent began scouting for the Raiders, discovering talented collegiate players around the country from the family's new home in Loveland, CO.

Respected NFL executive Ron Wolf was a member of the scouting department in Oakland at the time and brought Kent on board to bolster the department. Young Scot joined his father for film sessions at the house and even traveled as his dad's sidekick on trips around the area. He watched, learned and took notes.

Football was life in the McCloughan household, and the environment quickly ceded Scot into a standout on the football team as a running back, safety and return man. He was also a star baseball player, earning a scholarship to play at Wichita State, where he contributed in two collegiate World Series as a designated hitter and third–baseman.

McCloughan went on to play minor league baseball for three years in the Toronto Blue Jays organization before football beckoned him once again. It was then that Wolf re–entered the picture, this time, recruiting Kent's son to join his scouting staff in Green Bay in 1994.

McCloughan went on to comb the Midlands region for college talent for three years before he took over a slot in the Southeast territory. During that span, he was part of two Packers' Super Bowl teams, including the 1996 championship squad who defeated New England in Super Bowl XXXI. In just five short years, he made an impressive name for himself and Seattle hired him as their Director of College Scouting.

"He's very good at what he does and has a tremendous desire to improve," Wolf said. "He has an exceptional eye for talent."

Some of his early picks, like St. Louis G Adam Timmerman, Green Bay's seventh–round selection out of South Dakota State in 1995, turned out to be hidden gems. Timmerman went on to post a Pro Bowl career.

In Seattle, McCloughan's efforts came to fruition when the Seahawks won the NFC Championship in 2005 and made a trip to Super Bowl XL in Detroit to play the Pittsburgh Steelers. On that roster, 25 of the 28 draft picks on McCloughan's draft scroll were still on the team when he left his post to join the 49ers in 2005.

"I think Scot is one of the bright young talents in this League. I fought like crazy to keep him here," Seattle Head Coach Mike Holmgren said at the time of McCloughan's departure.

The McCloughan scouting pedigree likewise matriculated to his older brother, David, who shares Scot's innate ability to unearth football talent. He also came to San Francisco in 2005 and serves as the 49ers Director of College Scouting.

McCloughan and his wife, Kelli, have a son, Caden, and twin girls, Adison and Avery. The family resides in Los Gatos, CA.



ANDY DOLICH
CHIEF OPERATING OFFICER

In his second season as the Chief Operating Officer of the 49ers, Andy Dolich is responsible for the day–to–day business operations of the franchise, including sales, marketing, public relations, corporate partnerships and facilities. Dolich also plays a major role in the team's efforts to build a new state–of–the–art stadium in the Bay Area for its fans.

Dolich brings over three decades of experience in the professional sports industry, including executive positions in the National Basketball Association (NBA), National Hockey League (NHL) and Major League Baseball (MLB).

"The opportunity to come home and work for the preeminent franchise in Northern California is the opportunity of a lifetime," Dolich said.

The longtime executive said the rich history of the team, an incredibly loyal fan base, the opportunity to build a new stadium and the positive direction of the franchise, made the decision to join the team a simple one.

"In my discussion with John and Jed York and the 49ers' executive management, it was clear that the organization has goals and objectives necessary for success," Dolich said.

Dolich likened building a successful business operation to putting together a championship team; know your playbook/market and be passionate about your performance.

"Northern California and the San Francisco Bay Area is a unique marketplace," Dolich said. "I think it is critical to have individuals in your organization that understand the rhythms of this market. Fans here have many different sports and lifestyle choices. With the Niners, you have a fan base that has the team in their DNA."

Dolich stressed the fan experience as the most important aspect of his job. "From the moment someone thinks about coming to a Niners game, to the time that they are back home, you want them to be treated to the most professional, positive, safe and economically viable experience that they can have."

Prior to joining the 49ers, Dolich served as President of Business Operations for the Memphis Grizzlies (NBA), where he was responsible for the day–to–day functioning of the team's business and marketing programs, as well as the construction and operation of the team's home arena, FedExForum.

Dolich is credited as being a driving force behind the marketing resurgence of the Oakland Athletics (MLB) in the 1980s and early 1990s. He helped change the face of sports team advertising through the award–winning "BillyBall" campaign. During that time, Dolich's marketing team increased A's attendance from 800,000 to 2.9 million.

Before joining the Athletics, Dolich held executive–level positions with the Washington Diplomats (North American Soccer League) and the Washington Capitals (NHL). He began his career with positions at the Maryland Arrows (National Lacrosse League) and the Philadelphia 76ers (NBA).

Dolich received his undergraduate degree in Government from American University in Washington, DC, and his Masters in Sport Management from Ohio University. He serves on a number of sports industry and community–invested boards and organizations.



LARRY MACNEIL
VICE PRESIDENT/ CHIEF FINANCIAL OFFICER

With more than 20 years of experience in finance and accounting, Larry MacNeil is in his seventh year as Vice President and Chief Financial Officer for the 49ers.

He is responsible for the management of the team's business office, budgeting, forecasts, financial reporting, internal controls, partnership tax matters and cash management. MacNeil also works closely with the team's football operations staff on salary cap issues and contract matters.

MacNeil's record as a financial leader and problem solver is extensive. After beginning his career in public accounting, MacNeil spent 12 years as a partner with a management consulting firm delivering financial expertise to a broad range of companies across the country. Over the course of his career, MacNeil has worked with clients in commercial banking, real estate development and management, insurance, investment banking and transportation. MacNeil is a seasoned negotiator, having executed more than $2 billion in acquisitions, sales and financing transactions.

MacNeil served for 12 years as a Senior Partner with National Advisors, a San Diego based management consulting firm (1988–00). MacNeil began his career with Kenneth Leventhal & Company, CPAs in Southern California, supervising audit and consulting engagements (1984–88).

He earned his bachelor's degree in accounting from the University of Kansas and is a licensed CPA in California.



LAL HENEGHAN
EXECUTIVE VICE PRESIDENT OF FOOTBALL ADMINISTRATION

A proven football administrator with a wealth of experience at the NFL, NFLPA and club level, Lal Heneghan enters his fourth season with the 49ers as Executive Vice President of Football Administration. When Denise and John York agreed on the creation of the position in 2006, they began an extensive search to find a person whose knowledge and organizational skills would benefit the organization in a vast array of areas. In his role, Heneghan oversees all aspects of the day–to–day football administration, as well as legal affairs for the 49ers.

Prior to joining the 49ers, Heneghan served as Vice President of Football Operations and General Counsel for the Cleveland Browns from November of 1998 until May of 2004. Heneghan also has experience providing consulting services to professional sports and non–profit organizations, and said his diverse levels of experience have served him well in his career.

"I've had the opportunity to see how different elements of the NFL operate," Heneghan said. "When issues or questions arise, I've usually had experience in knowing what people's points of view are. That's helped me facilitate solutions to problems that come up and it in turn, gets everyone to work together."

With the Browns, Heneghan was responsible for negotiating all player and coaching contracts, as well as general legal matters. He also oversaw the club's pro personnel department as well as the medical, equipment, video and player development departments.

Prior to joining Cleveland, Heneghan spent seven years with the National Football League Management Council as director of labor relations. In that capacity, he supervised the daily operation and interpretation of the NFL salary cap, the Collective Bargaining Agreement and advised clubs on all aspects of their daily labor operations.

After joining the NFL in 1991, Heneghan initially served as labor relations counsel where he represented clubs in grievance arbitrations and counseled clubs on a variety of labor issues. In 1993, he participated in negotiations with the NFLPA, which resulted in the 1993 Collective Bargaining Agreement.

Heneghan's contributions to the NFL are reflective of his involvement in a broad range of areas, including serving on the NFL Management Council's Working Club Executive Committee while with the Browns. He remains one of three NFL–appointed executives to serve as a Trustee of the NFL Player Insurance Trust.

Previously, Heneghan was a labor attorney at Akin Gump, Strauss, Hauer & Feld in Washington, D.C. He received his B.A. from the University of Pennsylvania and is a graduate of the Georgetown University Law Center. During law school, he worked with the NFLPA in Washington, D.C. Heneghan said a career that combined his two passions—sports and law—gave him the best of both worlds.

"When I entered law school, I had an interest in combining my interest in law with a career in sports," Heneghan said. "I participated in sports in college and wanted to include sports into my professional pursuits. I was fortunate that I attended law school with a man who had played in the NFL and was the assistant executive director of the NFLPA (Mark Murphy, an eight–year player with the Washington Redskins from 1977–84 and now President/C.E.O. of the Green Bay Packers). He introduced me to the people at the union in the legal department and that's how I got my start in professional football."

An accomplished college athlete, Heneghan was a tight end and co–captain for the 1984 University of Pennsylvania Ivy League Champion football team. Heneghan said he still applies the same ideals of teamwork and leadership to his professional career today.

"Sports in college were helpful because we were part of a new program when I went there. We worked together as a team, and we really felt we were a team that tried to re–establish a winning tradition," Heneghan said. "I think that's what goes on at the club level as well. A group that has that commitment can win with each other."

Heneghan's greatest sports achievement was being a part of Pennsylvania's football team that captured the Ivy League Championship. What he cherishes most was the journey he and his teammates made together to achieve such great success.

"I think winning the championship as a group was the best feeling I had as a player," Heneghan said. "Just the camaraderie we had was great and we had a lot more fun around each other because we won. It wasn't any particular game, but being part of the team was the greatest thing to me."

Born in Rockville, MD, family has always been a big part of his life, stretching even to the origin of his name. Lal, an Irish family name, is short for Lally, which was his father's name before he emigrated from Ireland to the United States.

Heneghan's wife, Amy, is a pediatrician. The couple has a son, Jack, and a daughter, Lucy.

"To me, family is my most important job," Heneghan said. "I grew up in a large family and it's always been a privilege to be a part of that team."



PARAAG MARATHE

(PUH-rawg, MUH-rah-TAY)

VICE PRESIDENT OF FOOTBALL OPERATIONS

Paraag Marathe enters his ninth season with the 49ers and second as Vice President of Football Operations. Prior to his promotion, he spent three seasons as the Director of Football Operations. Marathe originally joined the organization as the team's Special Projects Manager, a role he served for three seasons before going on to spend one year as the Assistant to the General Manager.

In his current role, Marathe plays a key role in the success of the 49ers both on and off the field. He is the club's chief contract negotiator and manages its compliance with the NFL's collective bargaining agreement. Marathe works hand–in–hand with General Manager Scot McCloughan on all football operations and player personnel matters. He is also responsible for the management of the club's salary cap as well as multi–year forecasting at both the individual club and league level. Marathe serves as the liaison with the club's business office and CFO with regards to player compensation. He also works closely with other members of the executive team on stadium project initiatives and various business efforts including ticket sales, marketing strategy and corporate partnerships.

In his time with the 49ers, Marathe has developed new systems within football operations to better understand and predict market trends on player contracts and their salary cap ramifications. He has also developed new methods and systems for evaluating and acquiring players for the college draft and at the pro level. He also manages the club's research and development efforts and assists the coaching staff with various strategic projects throughout the regular season and off–season.

Marathe frequently conducts special assignments for Owners John and Jed York, Head Coach Mike Singletary and General Manager Scot McCloughan. Marathe also serves as an advisor and consultant on projects throughout the business and football sides of the organization.

Prior to joining the 49ers, Marathe worked at management consulting firm Bain & Company from 1999–01 as a Senior Associate Consultant, where he advised clients in a variety of industries including private equity, venture capital, software, retail, sports footwear and health clubs. Before that, Marathe worked in the corporate consulting group at the International Management Group (IMG) from 1997–99, where he concentrated primarily on stadium naming rights deals and corporate sponsorships.

Born in Sunnyvale, CA, Marathe received his bachelor's degree with high honors from the Haas School of Business at the University of California–Berkeley and received his masters in business administration (MBA) from Stanford University's Graduate School of Business.

Marathe and his wife Naya, a patent attorney, reside in Sunnyvale, CA.



MIKE SINGLETARY

HEAD COACH

7TH NFL SEASON, 5TH WITH 49ERS

Passion, Enthusiasm, Honesty and Loyalty … Those are the words Mike Singletary chose when asked to summarize who he is and what he is all about. They are the traits the San Fran–cisco 49ers head coach carries in his arsenal as he navigates the waters of the NFL on a journey to mold the 49ers into a championship caliber team once again.

"Every day I come to work I know that my job as the head coach of this team is to set the tone," Singletary said. "I am honest, and that's just who I am. I want my players to know that I don't compromise anything when it comes to this team, and I ask the same of them. I am accountable for everything I do and say, and I want them to be the same. I want my players to take ownership of this team. When they do that, the limits are boundless."

When Singletary took over as the 49ers interim head coach midway through the 2008 season, he attacked the challenge with the same fervor he shared with opposing ball carriers throughout his Hall of Fame playing career. It was a welcome challenge that Singletary conquered as the 49ers went on to record five victories in the final seven games of the 2008 sea–son, showing improvements in all three phases of the game.

"It's a matter of stepping in and being able to bring it to–gether," Singletary said. "That's something I've done all of my life: bring things together. Before I got back into football, I was a motivational speaker, I was a trainer, I was a teacher, I was a lot of things. I think all of that has prepared me. I just know this: I just know what is in my heart. I know that there is a fire that burns in my heart for this team to be successful. And that fire is unconquerable, and it will not die until it comes to pass."

The passion and desire that served Singletary so well dur–ing his 12–year NFL career with the Chicago Bears were in the minds of Team President Jed York and General Manager Scot McCloughan as they were faced with the daunting ques–tion – who would lead the franchise back to prominence. They wasted no time and named Singletary the franchise's 16th head coach on December 28, 2008.

"We need to reestablish our championship culture, and we need a coach that has the intensity to match that champion–ship–caliber culture that we're looking for," said York. "That's what we need, and that's what Mike Singletary's going to bring. That's what he brings to the organization."

Singletary is looking to the future for the 49ers and has begun a quest to once again make the 49er Faithful the proudest fans in the league.

"There's a lot of pride, and you have ownership who wants to win," Singletary said of being hired as head coach. "And I find myself in the middle of something, feeling very, very fortunate to be surrounded by all of the good people around me. Now it's just a matter of continuing to hype it up, continuing to move forward and keep our eyes on the vision that we have set go–ing forward. I am very excited, very thankful, very humbled to be the head coach of the 49ers – very thankful for that."

"The identity of the 49ers is first of all, a team that plays with heart," Singletary said. "A team that will not quit, a team that will hit you in the mouth every opportunity they get, a team that will not create mistakes in critical times in the game, a team that will not beat themselves but we will be a team that plays winning football, smash–mouth football, physical football that plays with heart."

WHAT MAKES A MAN

While Singletary was known as a very resilient, tough football player, the early years of his life foreshadowed none of that. Early in his childhood, Singletary was bedridden with bron–chitis and pneumonia, and was allowed to go outdoors spar–ingly. He was the youngest of 10 children and his father, a Pentecostal minister, left the family when Singletary was just enrolling in junior high. The family was obviously devastated, but Singletary's older brother, Grady, honorably stepped in and became the surrogate father. Tragically, he was killed by a drunk driver six months later.

At that point, 12–year–old Mike was at a crossroads in his life. His mother, Udell, knew her baby boy needed direction and an outlet to deal with the lack of a father figure in his life and the death of his brother. The family's religion frowned upon par–ticipation in sports, but Udell saw football as an opportunity for her son to deal with his emotions. At that same time, Mike was already realizing he needed to have goals in life. The youngster defined what he now calls his "vision statement," and it read as such: play football, graduate from high school, earn a foot–ball scholarship to college, become an All–American, graduate from college, get drafted into the NFL, become an All–Pro, go to a Super Bowl and own a business. Pretty lofty goals for a 12–year–old – but goals that Singletary has already seen come to fruition.

"I think when you go through things like that, certainly it makes you understand this is a game, even though I'm very passionate about it," Singletary says of football. "I'm very ex–cited about the game of football, and it really has served as sort of a getaway from all the other things in life, and I have come to enjoy it for what it is."

SAMURAI MIKE

Long before Mike Singletary was enshrined into the Pro Football Hall of Fame in 1998, he starred at Evan E. Worthing High School in Houston, Texas. Singletary later enjoyed an outstanding career at Baylor University where he earned All–America honors in both his junior and senior years.

Known as a quiet and mild–mannered person off the field, he became one of the most ferocious players in all of college football, exemplified by the fact that he cracked 16 helmets during his stint in Waco. A two–time recipient of the Davey O'Brien Award, given to the most outstanding player in the Southwest Conference, Singletary averaged 15 tackles per game during his college career and established a team record with 232 tackles in 1978. He would later be inducted into the College Football Hall of Fame in 1995.

After dominating the NCAA ranks, Singletary was selected by the Chicago Bears in the second round of the 1981 NFL Draft with the 38th overall pick. In the seventh game of his rookie season, he earned a starting role and found his niche as the cornerstone of the Bears "46" defense. Chicago's then–defensive coordinator Buddy Ryan's trust in Singletary on the field was unwavering, but that was a trust that took time to develop.



"I'm not expecting anything of them that I'm not going to give them. I'm going to give them my best every day, and that's all I'm asking from them."
- Singletary on what he expects from his players.

"I was very vocal," said Singletary. "Sometimes that was good, sometimes it was bad. Buddy Ryan didn't like vocal guys in their first year. He wanted you to be quiet and learn, and I couldn't help myself most of the time. He really helped me get out of my own way because I needed to earn a little more respect before I was as vocal as I was. I remember he sat me down for several games until I had learned some humility and earned respect before I talked. I learned the hard way."

While Singletary may have been outspoken at first during his playing days, his ability and football IQ were noticed by his defensive coordinator.

"He was smart, a real student of the game. I was impressed with how dedicated he was to becoming a pro football player," Ryan said.

"Samurai Mike," as he was fondly called by his peers and fans, went on to enjoy a legendary career with the Bears, quarterbacking a defense that was feared for its tenacity. He was the leader of the renowned "Monsters of the Midway," and was often referred to as the original "Minister of Defense" for his on–field intensity, leadership and motivational speeches.

Ryan has no doubt that Singletary's background, dedication and ability to inspire will serve him well as a head coach.

"Mike should be a great head coach,'' Ryan said. "When he was a player, he used to give these motivational speeches. He'd have everybody crying."

A two–time Associated Press Defensive Player of the Year award winner (1985 & 1988), Singletary was named to the NFL Team of the '80s after being selected to play in a team–record 10 consecutive Pro Bowls. The former Bears defensive captain was also named first–team All–Pro eight times (1983–89; 1991), second–team All–Pro twice and All–NFC nine times.

Singletary finished each of his final 11 seasons on Chicago's defense ranked either first or second in tackles and at the end of his career, had amassed 1,488 tackles, 885 solo tackles, 51 passes defensed, 12 fumble recoveries and seven interceptions. He also started a defensive team record 172 games for the Bears, trailing only running back Walter Payton's 184 career starts for the all–time lead.

KNOWING WHAT'S IMPORTANT

When Singletary retired from the Chicago Bears in 1993, coaching was something that greatly interested him. But after consulting several of his former coaches, he decided that the coaching lifestyle was too consuming to allow him to spend enough time with his family.

"I was very excited about the possibility of coaching, and in my last year in the NFL, I began to ask coaches around the league that I really respected how they balance the time between coaching and family, being a father, being a husband," Singletary said. "And they said you have to make a decision very early. You will not see your kids. You won't see your wife, so be prepared for that and based upon that, I knew that I would not be coaching. We have seven kids and I wanted to make sure my kids knew who their father was. I never considered winning Super Bowl trophies being more important than being a Super Bowl Dad, so it's hard work. Being out here, this is easy. Being a parent, that's difficult."

Singletary took time away from the game, but his leadership and inspirational roots followed him in all of his endeavors after football. One of the biggest sources of his strength is his deeply engrained Christian faith. Unlike most coaches in professional sports, Singletary displays his devotion every time he steps onto the field.

"I simply wear the cross to remind me of who I represent," said Singletary. "When I go out there, I can be on the verge of losing it and when I feel the cross, I just know, 'Don't go there. That's not who you are. That's not what you are about, and it brings me back.'"

In addition to his faith, Singletary is a leader in the community as well. In 2001, he won the Walter Camp "Man of the Year Award" based on his reputation for integrity and leadership within his profession and contributions benefiting his community, country and fellow man. He also co–founded Leadership Zone, a company that provides leadership training.

Singletary is also a motivational speaker and has authored three books: *Singletary One on One*, *Calling the Shots* and *Daddy's Home at Last*.

A CALLING TO COACH

Prior to the 2003 NFL season, Singletary with the help of his wife, Kim, came to the realization that coaching was his calling. As a player, his teammates and coaches all knew this would eventually be his path in life.

So Singletary set out on his journey into NFL coaching. One of the most important things he did along that path was develop a relationship with Hall of Famer and former 49ers head coach Bill Walsh. Singletary would do whatever he could to pick Walsh's brain, meeting him at Stanford, in hotels or even at airports. He became a sponge, soaking in everything Walsh was willing to share.

"I really, really liked and respected Bill Walsh," said Singletary. "Didn't like him when I had to play against him! But the thing he had, to me, he had the poise and he had the vision, not just to win a championship, but to win several. And he had the people around him to get it done, that he could trust. So Bill was always a step ahead of most everybody else. And it wasn't all him. As I learned more about him, he had key, strategically–planned people in place that really helped him. And he knew what his liabilities were and he had strengths around him everywhere."

Singletary's first opportunity came with the Baltimore Ravens as the team's inside linebackers coach in 2003. In two seasons with Baltimore, Singletary led a prolific group of linebackers to even higher heights. In fact, All–Pro Ray Lewis earned NFL Defensive Player of the Year honors in 2003. During his tenure, Baltimore's defense ranked third in the NFL in 2003 and sixth overall the following year.

When Mike Nolan accepted the 49ers head coaching position in 2005, Singletary was his first hire as assistant head coach and linebackers coach. A year later he would be elevated to assistant head coach/defense. Under Singletary's guidance, 49ers linebacker Patrick Willis was named Associated Press Defensive Rookie of the Year in 2007 and set an unofficial NFL single–season record for tackles with 226. He became the first 49ers rookie defender to earn Pro Bowl honors since Ronnie Lott in 1981. In 2008, Willis enjoyed another Pro–Bowl selection and finished second in the NFL in tackles.

Heading into his first full season as head coach, Singletary has set no boundaries on the potential of his team, and asks the same of his players.

"That's my approach about everything I do in life," said Singletary. "I don't ever look at things in a finite matter. Everything I do, I do it until someone says 'that's enough' or until my body or my mind, or until my wife says 'that's enough'. That's my mentality, always has been, and that's just the way that I'm wired up."

The same characteristics that Buddy Ryan saw during Singletary's playing days are already being admired by his current players, including 49ers QB Shaun Hill.

"Coach Singletary's been around, and he's given speeches to the team over the three years that I've been here," Hill said. "So we know what kind of guy he is. He's been vocal to the team and everybody appreciates it and responds to it – just his honesty and the way he tells it like it is. He's not going to sugarcoat it for you, and I think everybody really respects that and responds to it."

INTENSE EYES FOCUSED ON THE FUTURE

"I just think the most important thing for me is to know who I am and what it is I want out of life and where I'm going," said Singletary. "I want to go to the Super Bowl. I want to win many Super Bowls. I want to win championships."

That vision as well as the confidence and direction that he shares with his team on a daily basis, has been welcomed by his players, coaches and the 49ers organization as a whole.

"This man is just something amazing,'' 49ers kicker Joe Nedney said of Singletary. "You want to play hard for him because you know that if you don't, he's going to give you that stare and burn a hole right through you."

His attitude as a player is already serving as a model for his coaching philosophy as he strives to bring a tough, hard–nosed, blue collar mentality to his team. Singletary is searching for the very same mental toughness that he witnessed in his own Bears teams of the '80s.

"We had a bunch of blue collar guys that were not afraid to work," said Singletary. "We were so hungry for a win and a championship that it didn't matter how much we worked. As a matter of fact, it became a challenge. 'Go ahead coach. I'm not tired. Is that the best you got?' We didn't say that too often. It's just one of those things where our guys have to get to that – keep talking about that second wind."

Singletary sees the potential in his 49ers squad, and is working to help them realize it as well.

"I'm really, really fortunate to have these guys," said Singletary. "We have some great guys. But it's really, as I said before, it's more so the mindset. What we had in Chicago, it was coming. It was a process. A lot of those same guys were there when I got there, but they didn't have the mindset. They didn't have the vision. But through hard work, through focus, it forged something very special and that was a winning attitude. And that can only be developed one way and that's through bringing guys together, working hard, making sure that everybody's on the same page cooking, and they begin to see, 'Hey, we've got something. We really have something.' But we've got to earn it."

Singletary and his wife, Kim, have seven children and live in Saratoga, CA. He was born on October 9, 1958 in Houston, Texas.

SINGLETARY'S COACHING HISTORY

YEARS	COACHING BACKGROUND	HEAD COACH
2008–current	Head Coach, San Francisco 49ers	Mike Singletary
2006–2008	Assistant Head Coach/Defense, San Francisco 49ers	Mike Nolan
2005	Assistant Head Coach/Linebackers, San Francisco 49ers	Mike Nolan
2003–2004	Inside Linebackers, Baltimore Ravens	Brian Billick

ALL-TIME 49ERS HEAD COACHING RECORDS

REGULAR SEASON

COACH	SEASONS	YEARS	WINS	LOSSES	TIES	WIN PCT.
Lawrence Shaw	9	1946–54	71	39	4	.640
Norman Strader	1	1955	4	8	0	.333
Frank Albert	3	1956–58	19	16	1	.542
Howard Hickey*	5	1959–63	27	27	1	.500
Jack Christiansen*	5	1963–67	26	38	3	.411
Dick Nolan	8	1968–75	54	53	5	.504
Monte Clark	1	1976	8	6	0	.571
Ken Meyer	1	1977	5	9	0	.357
Pete McCulley#	1	1978	1	8	0	.111
Fred O'Connor#	1	1978	1	6	0	.143
Bill Walsh	10	1979–88	92	59	1	.609
George Seifert	8	1989–96	98	30	1	.766
Steve Mariucci	6	1997–02	57	39	0	.594
Dennis Erickson	2	2003–04	9	23	0	.438
Mike Nolan%	4	2005–08	18	37	0	.327
Mike Singletary%	**1**	**2008-curr.**	**5**	**4**	**0**	**.555**

*Hickey coached the first three games of '63, Christiansen coached the final 11.
#McCulley coached the first nine games of '78, O'Connor coached the final 7.
%Nolan coached the first seven games of '08, Singletary coached the final 9

POSTSEASON

COACH	SEASONS	YEARS	WINS	LOSSES	TIES	WIN PCT.
Lawrence Shaw	9	1946–54	1	1	0	.500
Frank Albert	3	1956–58	0	1	0	.000
Dick Nolan	8	1968–75	2	3	0	.400
Bill Walsh	10	1979–88	10	4	0	.714
George Seifert	8	1989–96	10	5	0	.667
Steve Mariucci	6	1997–02	3	4	0	.429

PRESEASON

COACH	SEASONS	YEARS	WINS	LOSSES	TIES	WIN PCT.
Lawrence Shaw	9	1946–54	28	9	2	.766
Norman Strader	1	1955	5	1	0	.833
Frank Albert	3	1956–58	11	7	0	.611
Howard Hickey	5	1959–63	12	15	0	.444
Jack Christiansen	5	1963–67	5	14	1	.263
Dick Nolan	8	1968–75	15	32	1	.319
Monte Clark	1	1976	4	2	0	.667
Ken Meyer	1	1977	1	5	0	.167
Pete McCulley	1	1978	1	3	0	.250
Bill Walsh	10	1979–88	22	20	1	.524
George Seifert	8	1989–96	25	12	1	.676
Steve Mariucci	6	1997–02	10	14	0	.417
Dennis Erickson	2	2003–04	3	5	0	.375
Mike Nolan	4	2005–08	7	9	0	.438

OPENING DAY GAMES

COACH	SEASONS	YEARS	WINS	LOSSES	TIES	WIN PCT.
Lawrence Shaw	9	1946–54	7	2	0	.778
Norman Strader	1	1955	0	1	0	.000
Frank Albert	3	1956–58	1	2	0	.333
Howard Hickey	5	1959–63	2	3	0	.400
Jack Christiansen	5	1963–67	2	1	1	.667
Dick Nolan	8	1968–75	3	5	0	.375
Monte Clark	1	1976	1	0	0	1.00
Ken Meyer	1	1977	0	1	0	.000
Pete McCulley	1	1978	0	1	0	.000
Bill Walsh	10	1979–88	4	6	0	.400
George Seifert	8	1989–96	7	1	0	.875
Steve Mariucci	6	1997–02	3	3	0	.500
Dennis Erickson	2	2003–04	1	1	0	.500
Mike Nolan	4	2005–08	2	2	0	.500



JIMMY RAYE

OFFENSIVE COORDINATOR

33RD NFL SEASON, 2ND WITH 49ERS

With more than 30 years of NFL coaching experience, Jimmy Raye begins his first season as offensive coordinator for the 49ers after being hired on February 6, 2009. This marks his second stint with San Francisco, having served as the wide receivers coach for the team in 1977.

Raye's held the post of offensive coordinator for several teams, including the Los Angeles Rams (1983–84, 1991), Tampa Bay Buccaneers (1985–86), New England Patriots (1990), Kansas City Chiefs (1998–2000), Washington Redskins (2001) and Oakland Raiders (2004–05).

"When I sat down and listened to what he had to say in terms of his philosophy and the conviction behind it, he talked about the physicality that the offense has to have," said Head Coach Mike Singletary. "He talked about the toughness, both mentally and physically, that the offense has to have. The discipline in which it takes to do those things. That to me, that was something that we were really excited about."

Raye spent the past three seasons as the running backs coach for the New York Jets. Under his guidance, RB Thomas Jones produced two consecutive 1,000–yard rushing seasons. In 2008, the nine–year veteran earned his first career Pro Bowl nod after rushing for 1,312 yards and 15 touchdowns. A year prior, Jones rushed for 1,119 yards on the ground in his first season with the Jets. Raye's 2006 coaching effort helped then rookie RB Leon Washington rank fourth in rushing among rookies with 650 yards and four touchdowns. Combined with the totals from Kevan Barlow and Cedric Houston, the 2006 Jets running backs platoon produced 1,394 yards and 15 touchdowns.

From 2004 to 2005, Raye served as assistant head coach/offensive coordinator for the Oakland Raiders. Under Raye's tutelage, the Raiders ranked 10th in the NFL in passing in 2005 (223.9 ypg), after finishing eighth in passing a year prior (241.1 ypg).

Raye's initial stint with the Jets was from 2002 to 2003. In his second year with the team, Raye served as assistant head coach/senior offensive assistant under then head coach Herm Edwards. In 2002, Raye, as a senior offensive assistant, helped a young offensive coaching staff (five coaches with three years or less NFL coaching experience) produce an offense that ranked seventh in the NFL in yards per play.

Prior to joining the Jets, Raye spent one season as the Washington Redskins offensive coordinator in 2001. That season, the Redskins finished eighth in the NFL in rushing (121.8 ypg), while ranking sixth in the league for fewest interceptions thrown (13). RB Stephen Davis' 1,432 rushing yards were good for third highest in the NFL.

Before working with the Redskins, Raye spent eight years with Kansas City (1992–2000) in various coaching capacities. From 1998 to 2000, Raye served as the team's offensive coordinator. Under his guidance in 2000, the Chiefs ranked eighth in the NFL in total offense (350.9 ypg) and fourth in passing (259.3 ypg). A year prior, Kansas City finished fourth in the NFL in rushing (130.1 ypg), tied for eighth in points scored (24.4 ppg) and ranked 12th in total offense (332.6 ypg). The 390 points marked the third–highest scoring output in team history and its most prolific in 32 years.

From 1993 to 1997, Raye coached running backs for the Chiefs. From 1995 to 1997, the unit ranked as the third best rushing attack in the NFL, averaging 136.0 yards per game. The Chiefs led the league in rushing in 1995, averaging 138.9 yards per game as the team went 13–3 and won the AFC West. While working with the Chiefs' backs, Raye helped revitalize the career of Hall of Famer Marcus Allen, who rushed for 3,698 yards and a club record 44 touchdowns in four years under his guidance. In 1992, Raye joined Kansas City as the offensive assistant/tight ends coach.

Prior to joining the Chiefs, Raye served as the offensive coordinator for the Los Angeles Rams (1983–84, 1991), Tampa Bay Buccaneers (1985–86) and New England Patriots (1990). While overseeing those offenses, Raye displayed a penchant for maximizing productivity in the running game. The Rams ranked second in the NFL in rushing in 1984, as Hall of Famer Eric Dickerson became only the second player to top the 2,000–yard rushing mark with an NFL record 2,105 yards. In Raye's two seasons with Tampa Bay, James Wilder reigned as one of the league's top all–purpose threats, combining for 96 pass receptions and 2,004 rushing yards (1985–86). In 1991, the Rams finished seventh in the NFL in passing (225.6 ypg) under Raye's guidance.

Raye also has an extensive background as an instructor in the passing game, serving two stints as Atlanta's wide receivers coach (1987–89, 1980–82) and holding the same position with the Rams in 1983. From 1978 to 1979, he coached running backs for the Detroit Lions.

Raye was drafted by the Los Angeles Rams in the 16th round of the 1968 NFL Draft and was converted from a quarterback to defensive back before being traded to the Eagles. As a quarterback at Michigan State, Raye was the quarterback in the historical 1966 "Game of the Century," in which Michigan State and Notre Dame both earned a National Championship after the game ended in a 10–10 tie.

RAYE'S COACHING HISTORY

YEARS	COACHING BACKGROUND	HEAD COACH
2009–current	Offensive Coordinator, San Francisco 49ers	Mike Singletary
2006–2008	Running Backs, New York Jets	Eric Mangini
2004–2005	Assistant Head Coach/Offensive Coordinator, Oakland Raiders	Norv Turner
2003	Assistant Head Coach/Senior Offensive Assistant, New York Jets	Herm Edwards
2002	Senior Offensive Assistant, New York Jets	Herm Edwards
2001	Offensive Coordinator, Washington Redskins	Marty Schottenheimer
1998–2000	Offensive Coordinator, Kansas City Chiefs	Cunningham/Schottenheimer
1993–1997	Running Backs, Kansas City Chiefs	Marty Schottenheimer
1992	Offensive Assistant/Tight Ends, Kansas City Chiefs	Marty Schottenheimer
1991	Offensive Coordinator, Los Angeles Rams	John Robinson
1990	Offensive Coordinator, New England Patriots	Rod Rust
1987–1989	Wide Receivers, Atlanta Falcons	Marion Campbell
1985–1986	Offensive Coordinator, Tampa Bay Buccaneers	Leeman Bennett
1983–1984	Offensive Coordinator, Los Angeles Rams	John Robinson
1980–1982	Wide Receivers, Atlanta Falcons	Leeman Bennett
1978–1979	Running Backs, Detroit Lions	Monte Clark
1977	Wide Receivers, San Francisco 49ers	Ken Meyers
1976	Wide Receivers, University of Wyoming	Fred Akers
1972–1975	Passing Game Coordinator, Michigan State University	Denny Stolz/Duffy Daughtery

SAN FRANCISCO 49ERS PRONUNCIATION GUIDE

PLAYERS	PRONUNCIATION	PLAYERS	PRONUNCIATION
David Baas	BAHS	Moran Norris	MORE–ann
Kentwan Balmer	KEN–twonn	Chilo Rachal	CHEYE–low, RAY–shell
Arnaz Battle	ARR–nez	Mark Roman	ROW–minn
Dre' Bly	DRAY	Isaac Sopoaga	SOW–poh–AH–guh
Ahmad Brooks	uh–MAHD	Takeo Spikes	tuh–KEE–oh
Tarell Brown	TUH–rell	Joe Staley	STAY–lee
Nate Clements	KLEM–ints	Jeff Ulbrich	ull–BRICK
Aubrayo Franklin	ah–BRAY–uh	Delanie Walker	deh–LAY–nee
Dashon Goldson	duh–SHONN	Tony Wragge	RAH–gee
Parys Haralson	PARIS		
Marques Harris	MAR–kuss	**COACHES**	**PRONUNCIATION**
Eric Heitmann	HITE–minn	Chris Foerster	FUR–stir
Ricky Jean–Francois	gene–fran–SWAH	Pete Hoener	HAY–ner
Zak Keasey	keez–EE	Greg Manusky	muh–NUH–ski
Terrail Lambert	TUH–rell	Mark Uyeyama	ooh–ee–YAH–muh



GREG MANUSKY (muh-NUH-ski)

DEFENSIVE COORDINATOR

9TH NFL SEASON, 3RD WITH 49ERS

Once a tough, hard–nosed NFL linebacker, Greg Manusky has since translated those qualities into a successful nine–year professional coaching career. Manusky brings that mentality to the 49ers defense as he enters his third season as defensive coordinator in San Francisco.

This past season, Manusky oversaw a defensive unit that improved from 25th overall in 2007 to 13th in 2008. The 49ers defense was especially impactful at the end of the year, ranking seventh in the NFL in points allowed (17.4 ppg) during the final seven games of the season, while ranking third in passing yards allowed (177.4 ypg) over the final five games of the year. The 49ers defense was especially stingy against big plays, allowing only 41 plays of 20 or more yards to rank second in the NFL.

Manusky joined the 49ers after serving as the linebackers coach for the San Diego Chargers from 2002–06 and in the same capacity for the Washington Redskins in 2001. During his 12–year stint as a linebacker with Washington (1988–90), Minnesota (1991–93) and Kansas City (1994–99), Manusky was known as a tenacious workhorse. He said his passion for the game, and mental will to do anything necessary to make an impact on the team, carried him throughout his playing career.

In eight years as a pro coach, Manusky has seen several of his players earn Pro Bowl honors, including 49ers' LB Patrick Willis (2007–08) and CB Walt Harris (2007); Chargers' LB Shawne Merriman (2006), LB Donnie Edwards (2002) and LB Junior Seau (2002); and Redskins' LB LaVar Arrington (2001). Merriman, Edwards and Arrington all were named to their first career Pro Bowls under Manusky's tutelage.

Manusky played in 113 consecutive games during his career. Following the 1991 season, he was selected to the All–Madden Team put together by Hall of Fame broadcaster and former coach, John Madden. Manusky said the encouragement he received from his coaches during his playing days instilled in him the confidence to enter the coaching profession.

"During my sixth year in the league, I played under Tony Dungy and Monty Kiffin in Minnesota. They were the first ones to say, 'Hey, you'd be a pretty good coach,'" Manusky recalled. "That's the road I've traveled since. During the number of years that I spent in Kansas City and even in my past few years as a coach, I've continued to try and push myself and adopt the mindset of an offensive or defensive coordinator. I've been fortunate to have the opportunity to do that here in San Francisco."

After retiring from the NFL in 1999, Manusky spent the 2000 season as a volunteer at the Tampa Bay Buccaneers' training camp, where he worked with the linebackers and special teams. One year later, he accepted a job as linebackers coach with the Redskins.

A well–regarded teacher and communicator, Manusky developed the Chargers linebacking corps into one of the NFL's stingiest units. They were part of a defense that finished the 2006 season ranked seventh against the rush and third in turnover margin with a plus–13 balance. The unit alone accounted for 42.5 of the defense's 61 total regular season sacks.

Manusky was born in Wilkes–Barre, PA, and prepped at Dallas (PA) High School. He went on to attend Colgate University where he was a four–year letterman and an All–Colonial league selection. Manusky was named the league's Defensive Player of the Year as a senior and graduated with degrees in education and geology.

Manusky and his and wife, Laurie, have two sons, Colton and Jake, and two daughters, Logan and Chandler.

MANUSKY'S COACHING HISTORY

YEARS	COACHING BACKGROUND	HEAD COACH
2007–current	Defensive Coordinator, San Francisco 49ers	Mike Singletary/Mike Nolan
2002–2006	Linebackers, San Diego Chargers	Marty Schottenheimer
2001	Linebackers, Washington Redskins	Marty Schottenheimer
2000	Volunteer Linebackers/Special Teams, Tampa Bay Buccaneers	Tony Dungy



AL EVEREST

SPECIAL TEAMS COORDINATOR

13TH NFL SEASON, 3RD WITH 49ERS

When San Francisco selected Al Everest to lead the 49ers special teams unit on January 14, 2007, the team gained an experienced, fiery mentor in the classroom and on the field.

Everest brings more than 36 years of coaching experience with him to San Francisco. In that span he has also spent valuable time as an educator around the world.

Everest achieved success as a college player and coach in the National Football League, European professional football, and collegiate football and baseball. In San Francisco, his classic approach to teaching and excelling in fundamentals has contributed to the success of standouts K Joe Nedney, P Andy Lee and LS Brian Jennings.

"I'm not here to reinvent football, but I'm here to teach them how to be better football players," Everest said about his coaching philosophy. "Our job is to give them the tools to win battles. I take pride in thinking that when they leave, they say, 'I appreciate you making me a better football player.'"

Under Everest's' leadership, San Francisco's 2008 special teams unit consistently put the team in a position to succeed on the field. Lee, KR/PR Allen Rossum and RB Michael Robinson were all named Pro Bowl alternates for their contributions on special teams. Lee broke the team record for punting average (47.8) in a single-season, while Rossum set career-highs in both kick return average (26.8) and punt return average (14.9). Nedney continued to enjoy success under Everest, breaking into the NFL's top 50 all-time scoring list and finishing the season ranked 42nd with a career total of 979 points.

Following the 2007 season, Everest earned Special Teams Coach of the Year honors from the Aguilar Kicking Academy after leading an All-Star unit. Lee earned a trip to the Pro Bowl after leading the NFL in almost every major punting category. He set an NFL record for punts downed inside the 20-yard line with 42, surpassing the previous mark set by Kyle Richardson of Baltimore, who had 39 in 1999.

From 2000-05, Everest served as the special teams coordinator for the Saints. He established a top-notch special teams effort in New Orleans, coaching three Pro Bowlers during that span, while receiving the 2002 NFL Special Teams Coach of the Year award, an honor that was voted on by his coaching peers.

In 2005, punter Mitch Berger ranked fourth in the NFL with a 38.7 net punting average after hitting 71 punts for 3,066 yards. A year prior, the Saints had five players win NFC Special Teams Player of the Week honors, the most in franchise history for a single season. Included in that total were four straight over the final four games, which tied the NFL record for the most consecutive winners since the inception of the award in 1993. Return man Michael Lewis became the team's all-time punt return leader with 126 career returns (through 2005) for 1,371 yards. Lewis also had a 96-yard kickoff return for a touchdown that season. In addition, fellow returner, Aaron Stecker, added a 98-yard kick return for a touchdown. Berger again was tops in the NFL with a 39.5 net punting average, good enough to earn him a Pro Bowl visit.

Under Everest's instruction in 2003, K John Carney established a team record 22-straight contests with a field goal, Berger led the NFL in net punting average and the Saints notched three-straight games with a blocked field goal, the longest such streak in the NFL since 2000. In 2002, the New Orleans special teams units had three touchdown returns, blocked five kicks and forced an interception for a touchdown while rushing a punt. Carney set a club scoring record with 130 points and Lewis set an NFL record with 2,432 combined kickoff and punt return yards. Everest was named NFL Special Teams Coach of the Year and *The Dallas Morning News* listed his unit as having the League's No.1 special teams in the publication's annual ranking.

During his time in New Orleans, Everest coached three players to Pro-Bowl caliber seasons – Berger, Lewis and RB Fred McAfee. Berger and McAfee took Everest to Hawaii to show their appreciation for his guidance.

"There's nothing more rewarding than seeing your players, or students, become successful because it's a form of parenthood," Everest said about steering his pupils on a successful path. "You're part of the process of their development. It's very humbling because you know you got to share their success."

Prior to elevating the Saints special teams units to paramount levels, Everest was the special teams coach for the Arizona Cardinals from 1996-99. In his final season, the Cardinals ranked third in the NFL in defensive punt coverage, fifth in opponent's net punting average and second in field goal defense. In 1998, Arizona had four game-winning field goals on the final play.

Prior to his second spell in the NFL, Everest worked on both sides of the ball around the globe. From 1976-80, Everest served as athletic director and football coach at American School Foundation in Mexico City.

In 1981, he made the decision to return stateside and joined U.S. International University from 1981-87 where he earned a doctorate degree with hopes of someday becoming a school superintendent. At the same time, he doubled as the school's baseball coach.

In the fall of 1987, Everest served as the defensive coordinator for his brother, Tom, at Escondido (CA) High School.

Everest then crossed the pond to combine his love of teaching and traveling while serving as a coach in the NFL Italy for both the Legnano Frogs and Pesaro Angels from 1988-91.

"When you get to do what you love to do, and you get to travel while doing it, that's the best of both worlds," Everest said, referring to his multiple coaching stints abroad.

In 1991, he also spent the season as a scout for the Pro Spring Football League before returning to the U.S. to coach the secondary for the Arkansas Miners (1992) within the same League.

That's when his California and 49ers connections rekindled themselves.

Everest spent a large part of his young life living in Palo Alto, CA, the home of Stanford University. His family moved to the area after his father, Andy, took a coaching position at Stanford under Jack Curtis (1958–62) and later assisted 49ers Hall of Fame Head Coach Bill Walsh with the Cardinal freshman team.

The family later moved to Santa Barbara where Andy was Santa Barbara's offensive coordinator and organizer of the 49ers summer training camp when Dick Nolan was the 49ers head coach. At that time, Al was a safety at Southern Methodist and went home during the summers to help his father by running the reception room for the 49ers during their stay.

In 1992, Dick Nolan hired Everest as his offensive coordinator when he was the head coach of the AFL's San Antonio Force. Everest spent one season under the elder Nolan before going back to Italy for one more season as the defensive coordinator of Legnano in 1993.

Everest was a two–year starting safety at SMU from 1970–71, where his teammates coined him "Dirty Al" for his ability to lay big hits. He cut his coaching teeth as a graduate assistant at SMU in 1972 working under Head Coach Hayden Fry and defensive coordinator, and later NFL Head Coach, Bum Phillips. He then continued as a graduate assistant at North Texas under Fry for another year and a half.

Everest and his wife, Mischelle, reside in Almaden Valley, CA. Everest's daughter, Michelle, is a student at Toni and Guy in Phoenix, AZ. The couple also has a daughter Kaycee Fae, who is training to become a hunter jumper.

EVEREST'S COACHING HISTORY

YEARS	COACHING BACKGROUND	HEAD COACH
2007–current	Special Teams Coordinator, San Francisco 49ers	Mike Singletary/Mike Nolan
2000–2005	Special Teams Coordinator, New Orleans Saints	Jim Haslett
1996–1999	Special Teams Coordinator, Arizona Cardinals	Vince Tobin
1995	Special Teams Coordinator, Birmingham Barracudas	Jack Pardee
1993–1994	Assistant, The Colony High School	Tommy Briggs
1993	Defensive Coordinator, Legnano (Italy) Frogs	Bebo Nori
1992	Offensive Coordinator, San Antonio Force	Dick Nolan
1992	Secondary, Arkansas Miners	Darryl Rogers
1991	Scout, Pro Spring Football League	Walt Michaels
1991	Head Coach, Pesaro (Italy) Angels	Al Everest
1988–1990	Defensive Coordinator, Legnano (Italy) Frogs	Bebo Nori
1981–1987	Head Baseball, U.S. International University	Al Everest
1976–1980	Head Coach/Athletic Director, American School (Mexico City) Foundation	Al Everest
1974–1975	Assistant, Cameron University	John Linville
1973–1974	Graduate Assistant, North Texas	Hayden Fry
1972	Graduate Assistant, Southern Methodist	Hayden Fry



JERRY SULLIVAN

WIDE RECEIVERS/SENIOR ASSISTANT

18TH NFL SEASON, 5TH WITH 49ERS

Jerry Sullivan enters his fifth season with the 49ers after being named wide receivers coach/senior assistant on January 25, 2005. Sullivan boasts 18 years of NFL coaching experience, including one season as the Arizona Cardinals offensive coordinator.

Sullivan's 2008 unit was highlighted by the play of 15–year veteran WR Isaac Bruce, who went on to earn the team's coveted Len Eshmont Award for his courageous and inspiring play. The 36–year–old Bruce caught seven touchdowns, his most since 2002, and led all receivers with 835 receiving yards on 61 catches.

Sullivan, an 18–year veteran of the NFL coaching ranks, joined the 49ers after spending the 2004 season as wide receivers coach for the Miami Dolphins. Sullivan was a member of the Arizona Cardinals' coaching staff for three seasons (2001–03). In his first two years with the club, Sullivan mentored the team's wide receivers, where he worked with a group that included WR David Boston. Under Sullivan's guidance, Boston led the NFL with 1,598 receiving yards on 98 receptions in 2001 and was selected to the first Pro Bowl of his career. In 2003, Sullivan was promoted to offensive coordinator where he worked with rookie wide receiver WR Anquan Boldin, a second–round draft choice who finished third in the league in receptions (101) and receiving yards (1,377) on his way to being named the NFL's Rookie of the Year as well as a starter on the NFC's Pro Bowl squad.

Sullivan has coached a multitude of Pro Bowl receivers, including San Diego Chargers WR Anthony Miller (1992–93) and WR Tony Martin (1996), Detroit Lions WR Herman Moore (1997–98) and WR Germaine Crowell (1999) and Arizona Cardinals WR David Boston (2001) and WR Anquan Boldin (2003).

Sullivan's NFL coaching career began in 1992 with the San Diego Chargers. Following his five–year term in San Diego, Sullivan coached wide receivers in Detroit from 1997–2000. Prior to his tenure in the Motor City, he coached on the collegiate level from 1971–91, including stints with Texas Tech, South Carolina, Indiana University, Louisiana State University and Ohio State.

Sullivan and his wife, Connie, reside in San Jose, CA. The couple has one son, Jon–Eric, who serves as a regional college scout for the Green Bay Packers. Connie has a daughter, Allison Guay, a granddaughter named Gibson, who reside in Baton Rouge, LA, and a son, Matthew, who works for an insurance company in Baton Rouge, LA.

SULLIVAN'S COACHING HISTORY

YEARS	COACHING BACKGROUND	HEAD COACH
2005–current	Wide Receivers/Senior Assistant, San Francisco 49ers	Mike Singletary/Mike Nolan
2004	Wide Receivers, Miami Dolphins	Dave Wannstedt, Jim Bates
2001–2003	Wide Receivers/Offensive Coordinator, Arizona Cardinals	Dave McGinnis
1997–2000	Wide Receivers, Detroit Lions	Bobby Ross
1992–1996	Wide Receivers, San Diego Chargers	Bobby Ross
1991	Wide Receivers, Ohio State	John Cooper
1984–1990	Wide Receivers, Louisiana State	Bill Arnsparger, Mike Archer
1983	Wide Receivers, Indiana	Sam Wyche
1976–1982	Wide Receivers, South Carolina	Jim Carlen
1973–1975	Wide Receivers, Texas Tech	Jim Carlen
1971–1972	Freshman Coach, Kansas State	Vince Gipson



JOHNNIE LYNN

SPECIAL ASSISTANT TO HEAD COACH/ SECONDARY

16TH NFL SEASON, 5TH WITH 49ERS

Johnnie Lynn enters his 16th NFL campaign and fifth overall season in San Francisco, after having previously tutored the 49ers defensive backs in 1996. He began his second tour of duty as the 49ers secondary coach on February 14, 2006, a duty that he shares with Vance Joseph, and was given the additional title of Special Assistant to the Head Coach during the 2009 offseason.

Lynn coached a secondary comprised of both youth and experience in 2008, overseeing three former Pro Bowlers and a handful of young up–and–comers. Through the final five games of the 2008 campaign, the 49ers boasted the NFL's third best pass defense, allowing just 887 yards during that span.

Lynn previously served as secondary coach of the Baltimore Ravens in 2004 and 2005. In 2004, the Ravens secondary accounted for six of the team's seven defensive touchdowns. Lynn also coached two Ravens defensive backs who earned starting Pro Bowl nods—SS Ed Reed and CB Chris McAlister. Reed was also named the NFL's Defensive Player of the Year (2004).

Prior to joining the Ravens, Lynn spent seven seasons with the New York Giants, serving five years (1997–01) as secondary coach before being promoted to defensive coordinator for the 2002 and 2003 seasons. In his first season as defensive coordinator, the Giants' stingy defense ranked third in the NFL in points allowed, holding opponents to 17.4 points per game. The Giants also finished ninth in both total defense (309.3 ypg) and pass defense (194.9 ypg). While Lynn mentored the defensive backs, the team consistently had one of the NFL's best pass defenses. In the 2000 NFC Championship Game, the Giants limited Pro Bowlers Cris Carter and Randy Moss of the Vikings to just five catches for 60 yards. Lynn was also instrumental in helping to develop a throng of talented defensive backs including Will Allen, William Peterson, Shaun Williams and Jason Sehorn, to name a few.

Prior to coaching defensive backs for the 49ers in 1996, Lynn was the secondary coach for the Tampa Bay Buccaneers in 1994 and 1995. Before moving into the NFL coaching ranks, Lynn served in a number of coaching capacities at the University of Arizona from 1987–93. He started as the Wildcats graduate assistant in 1987, and was elevated to outside linebackers coach (1988–91), before taking over the defensive backs (1992–93).

Lynn enjoyed an eight–year NFL career (1979–86) with the New York Jets as a cornerback and safety. He originally joined the Jets as a fourth–round draft pick out of UCLA. He ended his career 10th on the Jets career interception list with 17.

A four–year letterman at UCLA, Lynn played on four bowl teams and garnered All–PAC 10 honors as a senior. He earned his bachelor's degree in history.

Lynn and his wife, Laurie, are the parents of three children: Ashley, Chazz and Cameron.

LYNN'S COACHING HISTORY

YEARS	COACHING BACKGROUND	HEAD COACH
2006–current	Secondary, San Francisco 49ers	Mike Singletary/Mike Nolan
2004–2005	Secondary, Baltimore Ravens	Brian Billick
2002–2003	Defensive Coordinator, New York Giants	Jim Fassel
1997–2001	Secondary, New York Giants	Jim Fassel
1996	Secondary, San Francisco 49ers	George Seifert
1994–1995	Secondary, Tampa Bay Buccaneers	Sam Wyche
1992–1993	Secondary, Arizona	Dick Tomey
1988–1991	Outside LInebackers, Arizona	Dick Tomey
1987	Graduate Assistant, Arizona	Dick Tomey



DUANE CARLISLE

HEAD STRENGTH AND CONDITIONING

10TH NFL SEASON, 5TH WITH 49ERS

Duane Carlisle enters his second season as the 49ers Head Strength and Conditioning coach after spending the previous three seasons as the team's assistant strength and conditioning coach.

Carlisle is responsible for overseeing the team's comprehensive strength and conditioning program, which includes strength, power development, speed, recovery and regeneration, as well as the nutritional program for the players. He brings an individualized approach to the strength and conditioning position, but within a team-based context.

During the offseason, Carlisle helps direct the team's spring/summer conditioning program, which has been a tremendous success, garnering nearly 100 percent participation. The 14-week progression of exercises is designed to build muscle size, strength and stamina while keying on position-specific speed and proper nutrition.

During Carlisle's three seasons as an assistant, he served under legendary strength and conditioning coach Johnny Parker, a three-time Super Bowl champion and 20-year NFL veteran. Like Parker, Carlisle believes a great strength and conditioning program should never leave the head coach worried about what condition the players are in.

Carlisle's experience before coming to the 49ers includes four teams among three different professional sports, ranging from the high school to the professional levels. He served as a speed development consultant for the Philadelphia Eagles from 2000 to 2004, marking his second stint with the team after having spent time as a seasonal assistant from 1996 to 1997 and a strength and conditioning intern in 1995.

Carlisle served as the head speed, strength and conditioning coach for the Philadelphia Charge of the Women's United Soccer Association, as well as a speed, strength and conditioning consultant for Major League Lacrosse's New Jersey Pride (2001-2003). Additionally, he was the speed development coordinator with the Tampa Bay Devil Rays (1997-98) and the sprint and jump coach at Penn State University. Carlisle also served as the director of strength and conditioning at the prestigious Lawrenceville School in Lawrenceville, NJ.

As President & Founder of Lightning Fast Training Systems, Carlisle is one of the leaders in the area of athletic performance training. He has spent the last 15 years pushing athletes to perform to their maximum potential and has prepared numerous NFL stars for the NFL Scouting Combine.

Carlisle starred in track and field at the University of Maryland. He graduated with an emphasis in economics and physical education.

Carlisle is married to Shereese, and the couple has four children.

CARLISLE'S COACHING HISTORY

YEARS	COACHING BACKGROUND	HEAD COACH
2008-current	Head Strength and Conditioning Coach, San Francisco 49ers	Mike Singletary/Mike Nolan
2005-2007	Assistant Strength and Conditioning, San Francisco 49ers	Mike Nolan
2000-2004	Speed Development, Philadelphia Eagles	Andy Reid
2001-2003	Strength and Conditioning Consultant, New Jersey Pride and Philadelphia Charge	Mark Krikorian, Brian Silcott
1997-1998	Speed Development Coordinator, Tampa Bay Devil Rays	Larry Rothschild
1996-1997	Seasonal Strength and Conditioning Assistant, Philadelphia Eagles	Ray Rhodes
1995	Strength and Conditioning Intern, Philadelphia Eagles	Ray Rhodes
1989-1992	Sprint and Jump Coach, Penn State	Harry Groves



SHANE DAY
QUALITY CONTROL
3RD NFL SEASON, 3RD WITH 49ERS

Shane Day enters his third season in the NFL after being named the 49ers quality control coach on May 21, 2007. He works closely with the offensive coaching staff on their weekly game plan and the compilation of the daily practice report, while also assisting with the offensive line.

Day joined the 49ers after two seasons at the University of Michigan. With the Wolverines, Day was the assistant quarterbacks and quality control coach in charge of developing the team's young quarterbacks. His other duties included opponent film breakdown, recruiting and various other assignments for the Wolverines staff.

Prior to joining the Michigan staff, Day spent four seasons coaching at Auburn (WA) Riverside High School. He coached the wide receivers (2001) and quarterbacks (2002) during his first two years. Day continued as the quarterbacks mentor in his final two seasons and handled the responsibility of offensive coordinator from 2003–04.

Day graduated from Kansas State University in 1999 with a degree in English. He lettered in football as a wide receiver at Rhodes College in Memphis, TN. In addition, Day played shortstop and outfield on Rhodes' baseball team.

DAY'S COACHING HISTORY

YEARS	COACHING BACKGROUND	HEAD COACH
2007–current	Quality Control, San Francisco 49ers	Mike Singletary/Mike Nolan
2005–2006	Quality Control, Michigan	Lloyd Carr
2003–2004	Off. Coord./QB's Auburn (WA) Riverside HS	Andrew Sage
2002	Quarterbacks, Auburn (WA) Riverside HS	Andrew Sage
2001	Wide Receivers, Auburn (WA) Riverside HS	Andrew Sage



DAVE FIPP
ASSISTANT SPECIAL TEAMS
2ND NFL SEASON, 2ND WITH 49ERS

Dave Fipp enters his second season with the 49ers as assistant special teams coach.

Fipp played a large role in taking the 49ers special teams unit to new heights in 2008 as three players were named Pro Bowl alternates in P Andy Lee, KR/PR Allen Rossum and RB Michael Robinson. Lee broke the team record for punting average in a single–season (47.8), while Rossum set career–highs in both kick return average (26.8) and punt return average (14.9).

Prior to joining the 49ers, Fipp worked with the San Jose Spartans for three seasons. He served as defensive coordinator during his final year and previously held the title of co–defensive coordinator and safeties coach for the Spartans.

Fipp joined the Spartan staff after spending the 2004 season at the University of Nevada as the co–defensive coordinator and secondary coach. He also served as the defensive coordinator at Cal Poly in 2002 and 2003 after starting out as the Mustangs' defensive backs coach in 2001.

Fipp began his coaching career at College of the Holy Cross as a secondary coach and special teams coordinator in 1998. Prior to the 2000 season, Fipp returned to his alma mater, the University of Arizona, as a graduate assistant and coached the safeties.

A 1997 graduate of the University of Arizona, Fipp played for the Wildcats from 1994–97. He led Arizona's special teams unit in tackles as a sophomore in 1995 and was the Wildcats' starting free safety in 1996 and 1997. The 1997 Wildcats were among the top defensive units in the Pac–10 Conference and ranked 12th nationally in rushing defense.

He and his wife, Jenny, have two daughters, Ashlee and Lilly.

FIPP'S COACHING HISTORY

YEARS	COACHING BACKGROUND	HEAD COACH
2008–current	Assistant Special Teams, San Francisco 49ers	Mike Singletary/Mike Nolan
2007	Defensive Coordinator, San Jose State	Dick Tomey
2005–2006	Co–Defensive Coordinator/Safeties, San Jose State	Dick Tomey
2004	Co–Defensive Coordinator/Secondary, Nevada	Chris Ault
2002–2003	Defensive Coordinator, Cal Poly	Rich Ellerson
2001	Assistant Coach, Cal Poly	Rich Ellerson
2000	Graduate Assistant, University of Arizona	Dick Tomey
1998–1999	Special Teams Coordinator/Secondary, College of the Holy Cross	Dan Allen



CHRIS FOERSTER (FUR-stir)

OFFENSIVE LINE

17TH NFL SEASON, 2ND WITH 49ERS

Chris Foerster enters his second season with the 49ers after being hired on February 15, 2008 as the co–offensive line coach. He assumed the title of offensive line coach in week 8 of the 2008 season.

Foerster's 2008 line helped pave the way for RB Frank Gore's third consecutive 1,000–yard rushing season, while also blocking for an offensive unit that ranked fifth in the NFL in plays of 20–or–more yards (64). In the final eight games of the season, the offensive line limited opponents to two sacks per game after allowing four sacks per contest during the first half of the year.

During his 16–year NFL coaching career, Foerster's teams have combined for a 139 wins, which includes nine playoff appearances and two championship games. During that time, he has coached at least one Pro Bowl player in 11 of those seasons.

Prior to joining the 49ers, Foerster spent three years (2005–07) as the offensive line coach and assistant head coach for the Baltimore Ravens. Prior to joining the Ravens, Foerster served as the offensive coordinator for the Miami Dolphins (2004), tight ends coach for the Indianapolis Colts (2002–03), offensive line coach for the Tampa Buccaneers (1996–2001) and assistant offensive line/tight ends coach for the Minnesota Vikings (1993–95).

With a total of 26 years coaching experience, Foerster also made an impact in the collegiate ranks, serving as the offensive line coach for the University of Minnesota (1992), assistant offensive line/special teams coach for Stanford (1988–91) and offensive line coach for Colorado State (1983–87). He began his coaching career in 1982 as a graduate assistant at Colorado State after a successful career with the Rams as a center from 1979–82. Foerster originally joined the Rams football team as a walk–on before earning a scholarship as a sophomore.

Foerster was born on October 12, 1961 in Milwaukee, WI.

FOERSTER'S COACHING HISTORY

YEARS	COACHING BACKGROUND	HEAD COACH
2008–current	Offensive Line, San Francisco 49ers	Mike Singletary/Mike Nolan
2005–2007	Offensive Line/Assistant Head Coach, Baltimore Ravens	Brian Billick
2004	Offensive Coordinator, Miami Dolphins	Jim Bates & Dave Wannstedt
2002–2003	Tight Ends, Indianapolis Colts	Tony Dungy
1996–2001	Offensive Line, Tampa Bay Buccaneers	Tony Dungy
1993–1995	Assistant Offensive Line/Tight Ends, Minnesota Vikings	Dennis Green
1992	Offensive Line, University of Minnesota	Jim Wacker
1988–1991	Assistant Offensive Line/Special Teams, Stanford	Jack Elway & Dennis Green
1983–1988	Offensive Line, Colorado State	Leon Fuller
1982	Graduate Assistant, Colorado State	Leon Fuller



AL HARRIS
PASS RUSH SPECIALIST
1ST NFL SEASON, 1ST WITH 49ERS

Former NFL standout Al Harris joined the 49ers as the team's pass rush specialist, a new role created on the club's coaching staff, on January 12, 2009.

Harris spent 11 seasons in the NFL with the Chicago Bears (1979–84, 86–88) and Philadelphia Eagles (1989–90) after being chosen as the ninth overall draft pick by the Bears in 1979 out of Arizona State. Harris played in 149 career games, alternating between defensive end (six seasons) and linebacker (five seasons).

Harris played for some of the top coaches in NFL history during his tenures with the Bears and Eagles, learning the game under the likes of Head Coach Mike Ditka and defensive coordinator Buddy Ryan in Chicago. Harris went on to play for Ryan, who left the Bears prior to the 1986 season for the head coaching position in Philadelphia.

Harris is married to the former Maggie D'Orazio. The couple has two children – daughter Emily and son Jason.

HARRIS' COACHING HISTORY

YEARS	COACHING BACKGROUND	HEAD COACH
2009–current	Pass Rush Specialist, San Francisco 49ers	Mike Singletary



PETE HOENER (HAY-ner)
TIGHT ENDS
11TH NFL SEASON, 5TH WITH 49ERS

Pete Hoener enters his fifth season with the 49ers after being named tight ends coach on February 16, 2005.

In 2008, Hoener utilized his versatile group of tight ends in both the run and pass game. TE Vernon Davis showcased his playmaking abilities as an effective receiver and blocker as he was named a Pro Bowl alternate after recording 31 receptions for 358 yards. TE Delanie Walker threatened opponents with his speed, while TE Billy Bajema started the most games of his career (11) as he lined up in multiple tight-end sets primarily as a blocker.

Hoener joined San Francisco after spending the 2004 season as the offensive line coach of the Chicago Bears. Under Hoener, the Bears offensive line paved the way for RB Thomas Jones to tally 948 rushing yards.

Prior to his stint with Chicago, Hoener spent three seasons with the Arizona Cardinals as both the offensive line coach (2003) and tight ends coach (2001–02). Hoener broke into the NFL coaching ranks with the St. Louis Cardinals (1985–86), tutoring the tight ends while working alongside Jim Hanifan.

In addition to his nine years of NFL experience, Hoener chalks up more than 25 years of college coaching knowledge, including 15 as an offensive coordinator. His coaching stops include Texas A&M (2000), Iowa State (1998–99), Texas Christian (1991–97), Purdue (1989–91), Illinois (1986–88), Indiana State (1978–84), Illinois State (1977) and Missouri (1975–76).

Hoener played football and earned a bachelor's degree from Bradley University (1974).

HOENER'S COACHING HISTORY

YEARS	COACHING BACKGROUND	HEAD COACH
2005–current	Tight Ends, San Francisco 49ers	Mike Singletary/Mike Nolan
2004	Offensive Line, Chicago Bears	Lovie Smith
2003	Offensive Line, Arizona Cardinals	Dave McGinnis
2001–2002	Tight Ends, Arizona Cardinals	Dave McGinnis
2000	Running Backs, Texas A & M	RC Slocum
1998–1999	Offensive Coordinator, Iowa State	Dan McCarney
1991–1997	Offensive Coordinator, Texas Christian	Pat Sullivan
1989–1991	Offensive Line, Purdue	Fred Akers, Jim Colleto
1986–1988	Offensive Line, Illinois	Mike White
1985–1986	Tight Ends, St. Louis Cardinals	Jim Hanifan
1978–1984	Offensive Coordinator, Indiana State	Dick Jamieson, Dennis Raetz
1977	Offensive Line, Illinois State	Charlie Cowdrey
1975–1976	Graduate Assistant, Missouri	Al Onofrio



MIKE JOHNSON

QUARTERBACKS

9TH NFL SEASON, 1ST WITH 49ERS

Mike Johnson enters his first season with the 49ers after being named the quarterbacks coach on February 6, 2009.

Johnson had most recently served as the wide receivers coach in Baltimore from 2006 to 2007. With the Ravens, he helped 12–year veteran receiver Derrick Mason record his then–sixth 1,000–yard season in 2007. Mason tallied 1,087 yards on 103 receptions with five touchdowns, leading the team in all receiving categories. A year prior, WR Mark Clayton developed into the Ravens top deep threat and playmaker, posting three touchdowns of 62–or–more yards in 2006.

Prior to joining Baltimore, Johnson spent three years as the quarterbacks coach with the Atlanta Falcons, tutoring three–time Pro Bowl quarterback Michael Vick. Vick put up 2,412 passing yards and 15 touchdowns, while ranking second on the team with 597 rushing yards and six touchdowns, in 2005. In 2004, Vick became the first NFL quarterback to throw for more than 250 yards and run for more than 100 yards in a single game (at Den. 10/31/04).

In 2003, Interim Head Coach Wade Phillips asked Johnson to call the Falcons offensive plays for the final two games of the season. In those two contests, Vick compiled his second–highest quarterback rankings of the year (119.2 at Tampa Bay, 12–20–03, and 93.0 vs. Jacksonville, 12–28–03). In 2002, Johnson guided a young receiving corps that included WR Brian Finneran, who had the best year of his career, recording 838 yards on 56 receptions and six touchdowns.

From 2000 to 2001, Johnson served as the quarterbacks coach for the San Diego Chargers. Under Johnson's guidance, Doug Flutie amassed career–highs with 3,464 yards passing and 294 completions in 2001. Flutie's passing yards that season were the most for a Chargers quarterback since Dan Fouts put up 3,638 yards in 1985. During the 2001 campaign, Flutie threw for more than 300 yards on four occasions.

Johnson coached the quarterbacks at Oregon State in 1999 after serving as the Beavers wide receivers coach from 1997 to 1998.

Johnson played five pro seasons as a quarterback, beginning his career as a rookie free agent with the Arizona Cardinals in 1990. After being released as part of the team's final cuts of training camp that season, Johnson played two years for the San Antonio Riders of the World League. Johnson moved to the Canadian Football league in 1992 and quarterbacked the British Columbia Lions for two seasons. From 1994 to 1995, he quarterbacked the CFL's Shreveport Pirates for his final two pro playing years.

Johnson was the backup quarterback at ASU from 1985 to 1986, but then transferred to Mesa Community College, where he became a Junior College All–American in 1987. Johnson then transferred to the University of Akron for two years (1988–89) and was named Akron's Athlete of the Year in 1990.

JOHNSON'S COACHING HISTORY

YEARS	COACHING BACKGROUND	HEAD COACH
2009–current	Quarterbacks, San Francisco 49ers	Mike Singletary
2006–2007	Wide Receivers, Baltimore Ravens	Brian Billick
2004–2005	Quarterbacks, Atlanta Falcons	Jim Mora
2003	Quarterbacks, Atlanta Falcons	Dan Reeves
2002	Wide Receivers, Atlanta Falcons	Dan Reeves
2000–2001	Quarterbacks, San Diego Chargers	Mike Riley
1999	Quarterbacks, Oregon State	Dennis Erickson
1997–1998	Wide Receivers, Oregon State	Mike Riley



VANCE JOSEPH

SECONDARY

5TH NFL SEASON, 5TH WITH 49ERS

Vance Joseph enters his fifth season in San Francisco and fourth as secondary coach with the 49ers after originally joining the team on February 17, 2005. He shares the secondary duties with Johnnie Lynn.

Joseph coached a secondary unit comprised of both youth and experience in 2008, overseeing three former Pro Bowlers and a handful of young up–and–comers. S Michael Lewis led all NFC defensive backs in tackles, while CB Walt Harris tied for the team lead with three interceptions. Through the final five games of the 2008 campaign, the 49ers boasted the NFL's third best pass defense, allowing just 887 yards during that span.

Joseph joined San Francisco after spending 2004 as the defensive backs coach at Bowling Green State University. He joined Bowling Green's staff after working in the same capacity at his alma mater, the University of Colorado, for two seasons (2002–03). Joseph also had a brief stint as the secondary coach at Wyoming (2002). He cut his coaching teeth as a graduate assistant for the Buffaloes (1999–01).

Joseph lettered three times during his five–year (1990–94) collegiate career at Colorado as a quarterback. Joseph was a true freshman who saw action on Colorado's 1990 National Championship team.

Joseph signed as an undrafted free agent with the New York Jets in 1995 where he made the transition from quarterback to defensive back. He played 17 NFL games with the Jets and Indianapolis Colts over the course of three seasons. Joseph finished his career with two interceptions.

Born and raised in Marrero, LA, Joseph received a bachelor's degree in marketing from Colorado, in 1994.

JOSEPH'S COACHING HISTORY

YEARS	COACHING BACKGROUND	HEAD COACH
2006–current	Secondary, San Francisco 49ers	Mike Singletary/Mike Nolan
2005	Secondary Assistant, San Francisco 49ers	Mike Nolan
2004	Defensive Backs, Bowling Green	Greg Brandon
2002–2003	Defensive Backs, Colorado	Gary Barnett
2002	Secondary, Wyoming	Vick Koenning
1999–2001	Graduate Assistant, Colorado	Gary Barnett



JASON MICHAEL
OFFENSIVE ASSISTANT
4TH NFL SEASON, 1ST WITH 49ERS

Jason Michael enters his first season with the 49ers as the team's offensive assistant, bringing both NFL and collegiate coaching experience to San Francisco.

Michael most recently served as the tight ends coach at the University of Tennessee during the 2008 season, after spending the previous two years as a member of the New York Jets coaching staff. During his first year with the Jets in 2006, Michael served as the team's quality control coach, which included working with the quarterbacks alongside offensive coordinator Brian Schottenheimer. The following season, he was assigned to assistant tight ends coach for the team. Prior to joining the Jets, Michael served as an offensive quality control coach and video assistant for the Oakland Raiders in 2005.

Michael broke into the coaching ranks as a graduate assistant at the University of Tennessee, where he spent the 2004 season as the primary graduate assistant for defense and special teams. He first arrived at the school as an assistant for both the strength and conditioning and video staffs in 2003.

A collegiate athlete, Michael played quarterback for Western Kentucky from 1999 to 2002, where he threw for more than 1,600 yards and rushed for over 600 yards as a senior. He was named the team's MVP that season after leading the Hilltoppers to the NCAA Division I-AA National Championship.

Michael graduated from Western Kentucky with an undergraduate degree in civil engineering technology. A native of Louisa, Kentucky, he is married to wife, Jamie.

MICHAEL'S COACHING HISTORY

YEARS	COACHING BACKGROUND	HEAD COACH
2009–current	Offensive Assistant, San Francisco 49ers	Mike Singletary
2008	Tight Ends, University of Tennessee	Phillip Fullmer
2007	Assistant Tight Ends, New York Jets	Eric Mangini
2006	Quality Control, New York Jets	Eric Mangini
2005	Quality Control, Oakland Raiders	Norv Turner



TOM RATHMAN

RUNNING BACKS

13TH NFL SEASON, 9TH WITH 49ERS

Tom Rathman rejoins the 49ers as the team's running backs coach after serving the previous two seasons in the same capacity with the Oakland Raiders. It marks Rathman's second coaching stint with San Francisco, having also coached running backs for the team from 1997 to 2002.

Under the guidance of Rathman, the Raiders rushing attack ranked 10th (124.2 ypg) in the NFL in 2008 after ranking sixth (130.4 ypg) a year prior. Rathman played an instrumental role in developing RB Justin Fargas, who rushed for 1,009 yards in 2007 and 853 yards in 2008.

Prior to joining the Raiders, Rathman served as the running backs coach backs for the Detroit Lions from 2003–05. In 2004, Rathman tutored Kevin Jones, who rushed for 1,133 yards, including an NFL–leading 825 yards on 153 attempts (5.4 avg.) over the final seven games of the season. Jones' performance in his first NFL season was tops among rookies in the NFL that year and the best rookie season by a Lions running back since Barry Sanders in 1989.

In five of Rathman's previous six seasons with the 49ers, San Francisco's rushing attack finished in the top 10 among NFL teams, including top–ranked seasons in 1998 (159.0 ypg) and 1999 (130.9 ypg), to go along with a second ranked unit in 2001 (140.3).

In 2001, Rathman was instrumental in guiding Garrison Hearst, the two–time NFL Comeback Player–of–the–Year, to his second career Pro Bowl selection. He coached Charlie Garner to his second consecutive 1,000–yard season and his first career Pro Bowl selection in 2000 after gaining 1,142 yards on 258 carries and a career–high seven touchdowns. Garner also eclipsed his career–highs with 68 receptions for 647 yards and three touchdowns.

Prior to his coaching career, Rathman enjoyed an NFL playing career of his own that spanned nine seasons (1986–94) as a fullback. He entered the league as a third round pick by San Francisco, where he spent the first eight years of his career helping the 49ers capture two World Championships (Super Bowl XXIII and XXIV) and seven NFC West titles. In 1989, he led all NFL running backs in receiving with 73 receptions for 616 yards. Rathman played his final season in the NFL with the Los Angeles Raiders in 1994, closing out his NFL career with 2,020 rushing yards, 320 receptions for 2,684 yards and 34 combined touchdowns.

In between his playing and coaching career in the NFL, the Grand Island, Nebraska native helped rebuild the Menlo College (CA) program by serving as the team's offensive coordinator in 1996 after serving as the running backs coach at Serra High School in San Mateo (CA) in 1995.

A three–year letterman at Nebraska, Rathman rushed for 1,425 yards and averaged more than six yards per carry.

Rathman and his wife, Holly, have three daughters: Nicole, Alexandra, and Samantha.

RATHMAN'S COACHING HISTORY

YEARS	COACHING BACKGROUND	HEAD COACH
2009–current	Running Backs, San Francisco 49ers	Mike Singletary
2007–2008	Running Backs, Oakland Raiders	Lane Kiffin
2006	Running Backs, Oakland Raiders	Art Shell
2003–2005	Running Backs, Detroit Lions	Steve Mariucci
1997–2002	Running Backs, San Francisco 49ers	Steve Mariucci



VANTZ SINGLETARY

INSIDE LINEBACKERS

1ST NFL SEASON, 1ST WITH 49ERS

Vantz Singletary enters his first season with the 49ers as the team's inside linebackers coach after 17 successful seasons in the collegiate ranks.

His most recent stop at the college level came in 2008 as the defensive tackles coach at Buffalo. During his only season with the Bulls, he was part of a coaching staff that led the school to its first ever bowl appearance. Buffalo's victory over previously unbeaten Ball State in its final regular season game gave the Bulls the 2008 Mid–American Conference title. The defensive unit finished tied for seventh nationally in takeaways (33).

Singletary spent the previous two seasons as the defensive line coach at Tennessee–Chattanooga. The Mocs led the Southern Conference in 2007 in quarterback sacks, take–aways, passes defensed and yards allowed per play. Chatta–nooga posted a nine–sack outing against Elon in 2006 setting a school record.

For seven seasons from 1999 to 2005, Singletary worked as the defensive line coach at Hawaii. In Singletary's first season in the South Pacific, the Warriors were WAC Champions with a 9–4 record, won the Jeep O'Ahu Bowl and became the NCAA's all–time turnaround team after a winless 0–12 season the year prior. The defensive unit accounted for five touchdowns, 17 interceptions, 33 sacks and 17 fumble recoveries.

During his coaching career at Hawaii, Singletary coached 11 All–WAC selections and was the first coach at Hawaii to re–ceive the Award of Excellence for his outstanding support of academics. The future professional football players he men–tored included current 49ers defensive lineman Isaac Sopoaga and Lions Ikaika Alama–Francis. He also coached Cardinals defensive end Travis Laboy, who earned WAC Defensive Player of the Year and first–team All–WAC honors.

From 1997 to 1998, Singletary served as the defensive line coach and recruiting coordinator at Southern, coaching future NFL player Chris White, who was drafted in the seventh round by the Jacksonville Jaguars in 1999. In addition, the Jaguars won the NCAA I–AA Black College National Championship in 1997 and back–to–back Southwestern Athletic Conference titles in 1997 and 1998.

Singletary's coaching career began at Trinity College in Deer–field, Illinois. During his tenure at Trinity from 1992 to 1996, his roles included defensive coordinator, defensive line coach, linebackers coach and recruiting coordinator. Alongside Head Coach Leslie Frazier, Singletary helped lead the school to two Northern Illinois Intercollegiate Conference titles, and under his tutelage, Herbert Coleman became the school's first NFL draft pick as he was selected in the seventh round of 1995 by the 49ers.

As a collegiate coach, Singletary coached in seven Bowl Game appearances – 1997 Heritage Bowl, 1998 Heritage Bowl, 1999 Jeep O'ahu Bowl, 2002 Conagra Foods Hawai'i Bowl, 2003 Sheraton Hawai'i Bowl, 2004 Sheraton Hawai'i Bowl, 2009 International Bowl.

As a player, Singletary starred at defensive tackle and line–backer for Kansas State in 1987 and 1988 after spending two All–American junior college seasons at Blinn College in Brenham, Texas. He received a NFL free agent tryout as a line–backer and lineman with the Philadelphia Eagles.

A native of Houston, TX, Singletary worked as a summer intern at NFL camps for many years, including stints with Arizona, Houston, New Orleans, Tampa Bay, San Diego, San Francis–co and Cincinnati. In June 2004, he was one of 10 minority coaches to be invited to the NCAA Expert Coaching Program in Indianapolis, IN.

Vantz, the nephew of current 49ers head coach Mike Single–tary, is married to the former Shawndra Saulter of Houston, TX. The couple has four daughters – Courtney, LaShea, Briauna and Keona.

SINGLETARY'S COACHING HISTORY

YEARS	COACHING BACKGROUND	HEAD COACH
2009–current	Inside Linebackers, San Francisco 49ers	Mike Singletary
2008	Defensive Tackles, University of Buffalo	Turner Gill
2006–2007	Defensive Line, Tennessee of Chattanooga	Rodney Allison
1999–2005	Defensive Line, University of Hawaii	June Jones
1997–1998	Defensive LIne, Southern University	Pete Richardson
1992–1996	Defensive Coordinator/Defensive LIne/Linebackers, Trinity International	Leslie Frazier



JASON TARVER

OUTSIDE LINEBACKERS

9TH NFL SEASON, 9TH WITH 49ERS

Jason Tarver enters his ninth season with the 49ers and his fifth as the team's outside linebackers coach.

This past season, Tarver helped 49ers LB Parys Haralson enjoy a breakout season, leading the team with a career–high 8.0 sacks. Haralson's sack total tied for second most among NFC linebackers. On the opposite side, LB Manny Lawson posted three sacks and two forced fumbles.

In 2007, Tarver played an instrumental role in developing Haralson into a starter as he filled in for Lawson, who was sidelined with a season–ending knee injury in Week 2.

A year prior, LB Brandon Moore paced the defense with 114 tackles, 6.5 sacks and four forced fumbles. On the opposite side, Tarver helped Lawson transition from a college defensive end to a pro outside linebacker. Lawson finished his rookie year with 65 tackles, 2.5 sacks and an interception.

Tarver spent his first three seasons with the 49ers as an offensive quality control coach before becoming the assistant running backs/offensive assistant coach in 2004. He joined the 49ers staff after spending three seasons as a graduate assistant coach with UCLA (1998–00). In his three seasons with the Bruins, Tarver worked primarily with the defensive backfield and also assisted with special teams. Three of the unit's starting defensive backs during that span went on to join the NFL ranks, including CB Ricky Manning, S Marques Anderson and CB Jason Bell.

A Northern California native, Tarver played defensive back and wing back at Foothill High in Pleasanton. He attended Santa Clara University, but played football at West Valley College in 1994 and 1995 because the Santa Clara Broncos cut their program.

After a series of injuries cut his career short, Tarver spent the next two seasons (1996–97) as an assistant coach at West Valley College where he tutored linebackers, defensive backs and special teams.

Born in Stanford, CA, Tarver earned a bachelor's degree in chemistry from Santa Clara in 1997 and is a member of Phi Beta Kappa. He also earned his master's degree in biochemistry and molecular biology from UCLA and received the departmental prize for distinguished teaching in 1998 and 2000.

Tarver and his wife, Katie, reside in San Jose with their son Merrick.

TARVER'S COACHING HISTORY

YEARS	COACHING BACKGROUND	HEAD COACH
2009–current	Outside Linebackers, San Francisco 49ers	Mike Singletary
2005–2008	Defensive Assistant/Outside Linebackers, San Francisco 49ers	Mike Singletary/Mike Nolan
2004	Assistant Running Backs/Offensive Assistant, San Francisco 49ers	Dennis Erickson
2001–2003	Offensive Quality Control, San Francisco 49ers	D. Erickson/S. Mariucci
1998–2000	Graduate Assistant, UCLA	Bob Toledo
1996–1997	Assistant Coach, West Valley College	John Hancock



JIM TOMSULA

DEFENSIVE LINE

3RD NFL SEASON, 3RD WITH 49ERS

Jim Tomsula enters his third season with the 49ers after being named the team's defensive line coach on January 16, 2007.

Under Tomsula's tutelage, the 49ers defensive line limited some of the best rushing attacks in the NFL in 2008, finishing the season ranked eighth in yards allowed per attempt (3.8). The 49ers held opponents to just 2.6 yards per carry when rushing up the middle to rank second in the NFL. DE Justin Smith finished the year among the league leaders in tackles for defensive linemen, while also posting seven sacks to rank second on the team.

Tomsula joined the 49ers after enjoying one of the most successful stints in NFL Europa history. Prior to being named the head coach of the Rhein Fire in 2006, which made him the youngest coach in NFLEL history at age 38, Tomsula served as the Berlin Thunder's defensive coordinator for two seasons, winning World Bowl XII in 2004. During that season, Tomsula's defense ranked first in the NFLEL against the run.

Tomsula joined the NFLEL in 1998 as the defensive line coach of the England Monarchs. He then went on to serve in the same capacity for five seasons with the Scottish Claymores, where he established a reputation for producing some of the league's most dominant lines. He also played a leading role in mentoring and teaching young talent in the league's National Player Development program.

Between NFL Europa seasons, Tomsula was also a member of Division II Catawba College's coaching staff and was part of numerous college all-star games in a coaching capacity.

Tomsula was a defensive lineman at Catawba College in Salisbury, NC after transferring from Middle Tennessee State. In 1989, he started his coaching career as an assistant at his alma mater. He was then the defensive line coach at Woodland Hills (PA) High School in 1991 and later was an assistant at Charleston Southern University, SC in 1992.

He and his wife, Julie, reside in San Jose with their daughters Britney and Brooke, and son Bear.

TOMSULA'S COACHING HISTORY

YEARS	COACHING BACKGROUND	HEAD COACH
2007–current	Defensive Line, San Francisco 49ers	Mike Singletary/Mike Nolan
2006	Head Coach, Rhein Fire	Jim Tomsula
2004–2005	Defensive Coordinator, Berlin Thunder	Rick Lantz
1999–2003	Defensive Line/Special Teams Assistant, Scottish Claymores	Jim Criner, Gene Dahlquist
1998	Defensive Line, England Monarchs	Lionel Taylor
1997	Defensive Line, Catawba College	David Bennett
1992	Assistant/Strength and Conditioning, Charleston Southern	David Dowd
1991	Defensive Line, Woodland Hills (PA) High School	
1989	Assistant/Strength and Conditioning, Catawba College	Bill Mauldin



MARK UYEYAMA (ooh-ee-YAH-muh)

ASSISTANT STRENGTH COACH

2ND NFL SEASON, 2ND WITH 49ERS

Mark Uyeyama enters his second season with the 49ers after being hired as the team's assistant strength coach on January 21, 2008.

Uyeyama joined the 49ers after serving as the head strength and conditioning coach at Utah State University from 2004–07.

Uyeyama graduated from Utah in May of 2000 while working as a student assistant strength coach for two years. He then became a graduate assistant at USU before moving to another graduate assistant position at Arizona State from May 2001 through May 2003, when he was promoted to a full-time assistant.

Prior to working in the strength and conditioning field, Uyeyama played football at Butte Community College in Oroville, CA and Northern State University in Aberdeen, SD.

He earned a master's degree in higher and post secondary education from ASU in May of 2003.

UYEYAMA'S COACHING HISTORY

YEARS	COACHING BACKGROUND	HEAD COACH
2008–current	Assistant Strength and Conditioning, San Francisco 49ers	Mike Singletary/Mike Nolan
2004–2007	Head Strength and Conditioning, Utah State	Brent Guy, Mike Dennehy
2003	Assistant, Arizona State	Dirk Koetter
2001–2002	Graduate Assistant, Arizona State	Dirk Koetter



BILL NAYES

SPECIAL ASSISTANT TO HEAD COACH

10TH NFL SEASON, 1ST WITH 49ERS

Bill Nayes enters his first season with the 49ers as Special Assistant to the Head Coach.

Prior to joining the 49ers, he served as Assistant Athletic Director/Director of Football Operations at the University of Wisconsin–Madison for three years. With the Badgers, Nayes coordinated all team operations, including game scheduling, budgeting, team travel, camps, operational calendars and schedules, and team bowl trips. He also served as a liaison between football and various departments, and supervised office personnel.

Before his time at Wisconsin, Nayes served as Football Operations Coordinator/Team Travel with the Seattle Seahawks under then Head Coach Mike Holmgren from 1999–06. During his seven years in Seattle, he was responsible for all aspects of the team's travel, including the budget, team charters, hotel accommodations, meal arrangements and ground transportation. Nayes also organized the Seahawks' training camp and mini–camps, as well as the team's operational schedules.

Nayes was originally hired full–time by the Packers in 1997 after serving as a training camp intern during the summers of 1995 and 1996. He worked under Holmgren as Administrative Assistant/Football Operations until 1999.

During his years of working in football operations, which initially began at his alma mater as a student football manager before moving into a Football Operations Assistant role upon graduation, Nayes has been a part of six college bowl games, three international games, and seven NFL postseasons, including 3 Super Bowls.

Nayes graduated with a Bachelor of Science degree from the University of Wisconsin–Madison in 1994. He and his wife Paige, have a daughter, Natalia and a son, Joe. They reside in Santa Clara, CA.

NAYES' FOOTBALL HISTORY

YEARS	COACHING BACKGROUND	HEAD COACH
2009–current	Special Assistant to Head Coach, San Francisco 49ers	Mike Singletary
2006–2009	Asst. Athletic Director/Director of Football Operations, Univ. of Wisconsin	Bret Bielema
2000–06	Football Operations Coordinator/Team Travel, Seattle Seahawks	Mike Holmgren
1999–2000	Administrative Assistant/Football Operations, Seattle Seahawks	Mike Holmgren
1997–99	Administrative Assistant/Football Operations, Green Bay Packers	Mike Holmgren
1994–97	Football Operations Assistant, Univ. of Wisconsin	Barry Alvarez

ALL-TIME 49ERS COACHES

ALBERT, Frank C., (Frankie) - (Stanford)
Head Coach – 1956–58
Assistant/Backfield Tutor – 1955
ALSMAN, Ed - (Washington)
Special Teams – 1976–77
ATKINS, Bill - (Auburn)
Defensive Secondary – 1976
ATTAWAY, Jerry - (Sacramento State)
Physical Development Coordinator – 1983–04
BANASZEK, Cas - (Northwestern)
Assistant Offensive Line – 1981
BARNES, Michael - (New York-Cortland)
Strength Development – 1994–00
BARRY, Joe - (Southern California)
Defensive Quality Control – 2000
BATTA, Tom - (Kent State)
Tight Ends – 1999–02
BEAKE, Chris - (Air Force)
Offensive Assistant – 2003
Defensive Assistant – 2000–02
Defensive Quality Control – 1999
BEARD, Ed - (Tennessee)
Linebackers – 1974–77
Special Teams/Asst. Linebackers – 1973
BENGSTON, Phil - (Minnesota)
Defensive Coach – 1951–58
BOARD, Owaine - (North Carolina A&T)
Defensive Line – 1994–02
Defensive Line Asst. – 1990–93
BROOKS, Rich - (Oregon State)
Special Teams/Defensive Backs – 1974–75
BROWN, Greg - (UTEP)
Defensive Backs – 1999
CARLISLE, Duane - (Maryland)
Assistant Strength and Conditioning – 2005–2007
Strength and Conditioning – 2008–Current
CARR, Jimmy - (Morris Harvey)
Defensive Backs – 1978
CARROLL, Pete - (Pacific)
Defensive Coordinator – 1995–96
CAVANAUGH, Matt - (Pittsburgh)
Quarterbacks – 1996
CHRISTIAN, Jamie - (Central Washington)
Defensive Quality Control – 2003–04
CHRISTIANSEN, Jack - (Colorado State)
Head Coach – 1963–67
Defensive Backs – 1959–63
CHRISTOFF, A. J. - (Idaho)
Secondary – 2005
CIGNETTI, Frank - (Indiana University (PA))
Quarterbacks – 2007
CLARK, Monte - (Southern California)
Head Coach – 1976
COLCHICO, Dan - (San Jose State)
Assistant Coach – 1967
COSLET, Bruce - (Pacific)
Tight Ends – 1980
COZZETTO, Dan - (Idaho)
Tight Ends – 2004
DAHLEN, Neal - (San Jose State)
Coaching Administrator – 1979–95
DAVID, Jim - (Colorado State)
Defensive Backs – 1964–66
DAVIS, Billy - (Cincinnati)
Defensive Coordinator – 2005–2006
DAY, Shane - (Kansas State)
Quality Control – 2007–Current
DEHAVEN, Bruce - (Southwestern College)
Special Teams – 2000–02
DUNCAN, Mark - (Denver)
Defensive Backs – 1955–62
EMANUEL, Gary - (Plymouth State)
Defensive Line – 2005–2006
ENRIGHT, Dick - (Southern California)
Offensive Line – 1976
ERBER, Lew - (Montana State)
Blocking/Kicking – 1975
ERDELATZ, Eddie - (St. Mary's)
Assistant – 1948–49
ERICKSON, Dennis - (Montana State)
Head Coach – 2003–04
EVEREST, Al - (Southern Methodist)
Special Teams Coordinator – 2007–Current
FIPP, Dave - (Arizona)
Assistant Special Teams – 2008–Current
FISHER, Jeff - (Southern California)
Defensive Backs – 1992–93
FOERSTER, Chris - (Colorado State)
Offensive Line – 2008–Current
FRANKLIN, Chet - (Utah)
Defensive Backs – 1974
Special Teams – 1971–73
GANSZ, Frank - (Navy)
Special Teams – 1978
GASE, Adam - (Michigan State)
Offensive Assistant – 2008
GERHART, Doug - (Occidental)
Quarterbacks/Running Backs – 1977
Quarterbacks/Receivers – 1976
GIDDINGS, Mike - (California)
Linebackers – 1968–73
GREEN, Dennis - (Iowa)
Receivers – 1986–88
Receivers/Special Teams – 1979
HACKETT, Paul - (UC Davis)
Quarterbacks/Receivers – 1983–85
HAMILTON, Pep - (Howard)
Offensive Assistant/Quarterbacks coach – 2006
HARRIS, Al - (Arizona State)
Pass Rush Specialist – 2009–Current
HARRIS, Bishop - (North Carolina College)
Running Backs – 2005–2007
HART, Tommy - (Morris Brown)
Defensive Assistant – 1983–91
HECKER, Norb - (Baldwin-Wallace)
Linebackers – 1980–86
Defensive Backs – 1979
HEINRICH, Don - (Washington)
Quarterbacks/Receivers – 1974–75
Defensive Secondary – 1971–73
HICKEY, W., Howard "Red" - (Arkansas)
Head Coach – 1959–63
Offensive Backs/Ends – 1955–58
HILL, Jaime - (San Francisco State)
Defensive Quality Control – 1997–98
HOENER, Pete - (Bradley)
Tight Ends – 2005–Current
HOLLWAY, Bob - (Michigan)
Defensive Line – 1975

HOLMGREN, Mike - (Southern California)
Offensive Coordinator/Quarterbacks – 1989–91
Quarterbacks – 1986–88
HOLMOE, Tom - (Brigham Young)
Defensive Backs – 1994–95
HOLOVAK, Mike - (Boston College)
Offensive Backfield – 1969
HOSTLER, Jim - (Indiana, PA)
Quarterbacks – 2005–2006
Offensive Coordinator – 2007
HUGHES, Ed - (Tulsa)
Chief of Offense/Backs – 1968–70
JACKSON, Carl - (Prairie View A&M)
Running Backs – 1992–96
JACKSON, Milt - (Tulsa)
Special Teams/Wide Receivers – 1980–82
JOHNSON, Bill - (Tyler JC)
Chief of Offense – 1955–67
JOHNSON, Mike - (Akron)
Quarterbacks – 2009–Current
JONES, Terrell - (San Jose State)
Strength Development Coordinator – 2000–04
JOSEPH, Vance - (Colorado)
Secondary Assistant – 2005–Current
KIRKSEY, Larry - (Eastern Kentucky)
Receivers – 1994–99
KNAPP, Greg - (Sacramento State)
Offensive Coordinator – 2001–03
Quarterbacks – 1998–00
Offensive Quality Control – 1995–97
KUBIAK, Gary - (Texas A&M)
Quarterbacks – 1994
LAPPANO, Tim - (Idaho)
Running Backs – 2003–04
LAVAN, Al - (Colorado State)
Running Backs – 1989–90
LAWSON, Jim - (Stanford)
Assistant – 1946–54
LEGGETT, Earl - (Louisiana State)
Defensive Line – 1978
LEWIS, Sherman - (Michigan State)
Receivers – 1989–91
Running Backs – 1983–88
LITTLE, Steve - (Iowa State)
Physical Development Asst. – 1993
LOWRY, Alan - (Texas)
Special Teams – 1992–95
LYNN, Johnnie - (UCLA)
Secondary – 2006–Current
Defensive Backs – 1996
LYNN, Ron - (Mount Union)
Secondary – 2004
MAC DUFF, Larry - (Oklahoma)
Special Teams Coordinator – 2003–2006
MANUSKY, Greg (Colgate)
Defensive Coordinator – 2007–Current
MARIUCCI, Steve - (Northern Michigan)
Head Coach – 1997–02
MARSHALL, John - (Washington State)
Defensive Coordinator – 1997–98
Linebackers – 1994–96
Defensive Line – 1989–93
MARTZ, Mike - (Fresno State)
Offensive Coordinator – 2008
MATTHEWS, Billie - (Southern)
Running Backs – 1979–82
MAXIE, Brett - (Texas Southern)
Secondary – 2002–03
Assistant Secondary – 2000–01
Defensive Assistant – 1999
MCADOO, Ben - (Indiana, PA)
Assistant Offensive Line/Quality Control – 2005
MCCARTHY, Mike - (Baker)
Offensive Coordinator – 2005
MCCULLEY, Pete - (Louisiana Tech)
Head Coach – 1978
MCKITTRICK, Bobb - (Oregon State)
Offensive Line – 1979–99
MCMACKIN, Greg - (Southern Oregon)
Associate Head Coach/Linebackers – 2003–04
MCPHERSON, Bill - (Santa Clara)
Linebackers/Defensive Line/
Defensive Coordinator/Asst. Head
Coach/Defensive Asst. – 1979–98
MEYER, Ken - (Denison)
Head Coach – 1977
Offensive Backfield – 1968
MICHAEL, Jason - (Western Kentucky)
Offensive Assistant – 2009–Present
MILLER, Burnie - (Wofford)
Defensive Backs – 1970
MORA, Jim - (Washington)
Defensive Coordinator – 1999–03
Defensive Backs – 1997–98
MORNHINWEG, Marty - (Montana)
Offensive Coordinator – Quarterbacks – 1997–98
MORRIS, Pat - (Southern California)
Offensive Line – 1999–03
Tight Ends/Assistant Offensive Line – 1997–98
MUOO, Howard - (Hillsdale)
Offensive Line – 1977
MYERS, Jack - (UCLA)
Assistant – 1963
NATHAN, Tony - (Alabama)
Running Backs – 2008
NOLAN, Dick - (Maryland)
Head Coach – 1968–75
NOLAN, Mike - (Oregon)
Head Coach – 2005–2008
NORI, Mark (Boston College)
Offensive Assistant/Offensive Line – 2007
O'CONNOR, Fred - (East Stroudsburg State)
Head Coach (final seven games) – 1978
Offensive Coordinator – 1978
OLSON, Greg - (Central Washington)
Quarterbacks – 2001
OLSON, Rich - (Washington State)
Quarterbacks – 2004
PARIANI, Brian - (UCLA)
Offensive Coaches Assistant – 1992–94
PARKER, Johnny - (Mississippi)
Strength and Conditioning – 2005–2007
PELINI, Mark (Bo) - (Ohio State)
Defensive Assistant – 1994–96
PERRY, Joe - (Compton JC)
Kicking/Game Scout – 1968–69
PETERS, Floyd - (San Francisco State)
Defensive Line – 1976–77
QUINN, Dan - (Salisbury State)
Defensive Line – 2003–04
Defensive Quality Control – 2001–02
RADAKOVICH, Dan - (Penn State)
Defensive Coordinator/Linebackers – 1978
RATHMAN, Tom - (Nebraska)
Running Backs – 2009–Current
Running Backs – 1997–02
Running Backs/Tight Ends Asst. – 1996

RAYE, Jimmy - (Michigan State)
Offensive Coordinator – 2009–Current
Receivers – 1977
REESE, Floyd - (UCLA)
Strength & Conditioning – 1978
RHODES, Ray - (Tulsa)
Defensive Coordinator – 1994
Defensive Backs – 1983–91
Asst. Defensive Backs – 1981–82
ROBINSON, Willy - (Fresno State)
Defensive Coordinator – 2004
RODGERS, Jeff - (North Texas)
Special Teams Assistant – 2003–2007
RUFFO, Al - (Santa Clara)
Assistant Coach – 1946–47
SCOVIL, Doug - (Pacific)
Offensive Backs – 1971–75
Special Teams – 1970
SEIFERT, George - (Utah)
Head Coach – 1989–96
Defensive Coordinator – 1983–88
Secondary – 1980–82
SHANAHAN, Mike - (Eastern Illinois)
Offensive Coordinator/Quarterbacks – 1992–94
SHAW, Bob - (Ohio State)
Assistant Coach – 1959
SHAW, Lawrence "Buck" - (Notre Dame)
Head Coach – 1946–54
SHERMAN, Ray - (Fresno State)
Receivers – 1992–93
Running Backs – 1991
SHOFNER, Jim - (Texas Christian)
Defensive Backs – 1977
Receivers/Quarterbacks – 1970–73
Defensive Backs – 1967–69
SIMMONS, Al - (Cal State-Hayward)
Secondary – 2004
Assistant Secondary – 2003
SINGLETARY, Mike - (Baylor)
Head Coach – 2009–Current
Assistant Head Coach/Linebackers – 2005–2008
SINGLETARY, Vantz - (Kansas State)
Inside Linebackers – 2009–Current
SMITH, Gregg - (Idaho)
Assistant Head Coach/Offensive Line – 2004
Assistant Head Coach/Tight Ends – 2003
SMITH, Richard - (Fresno State)
Linebackers – 1997–02
SOLARI, Mike - (San Diego State)
Tight Ends/Asst. Offensive Line – 1992–96
SPAVITAL, Jim - (Oklahoma State)
Running Backs – 1976
STANFEL, Dick - (San Francisco)
Offensive Coordinator/Offensive Line – 1971–75
STECKEL, Les - (Kansas)
Receivers – 1978
STEWART, George - (Arkansas)
Receivers – 2000–02
Special Teams Coordinator – 1996–99
STILES, Lynn - (Utah)
Special Teams/Tight Ends/Offensive Line Asst. – 1987–91
STRADER, Norman P., "Red" - (St. Mary's)
Head Coach – 1955
Asst. Coach/Chief Scout – 1952
STUDLEY, Chuck - (Illinois)
Defensive Coordinator – 1979–82
SUGARMAN, Andy - (California)
Offensive Assistant – 2000–02
Offensive Quality Control – 1998–99
SULLIVAN, Jerry - (Florida State)
Wide Receivers/Senior Assistant – 2005–Current
SWARTZ, Scott - (San Jose State)
Offensive Quality Control – 2004
TALLEY, Robert - (Boston University)
Special Assistant to the Head Coach – 2005–2006
TARVER, Jason - (Santa Clara)
Outside Linebackers – 2009–Current
Defensive Assistant/Outside Linebackers – 2005–2008
Assistant Running Backs/Offensive Assistant – 2004
Offensive Quality Control – 2001–03
TAYLOR, Chuck - (Stanford)
Assistant Coach – 1950
TITTLE, Y.A. - (Louisiana State)
Offensive Consultant – 1965–69
TOLLNER, Ted - (Cal Poly SLO)
Quarterbacks/Assistant to Head Coach – 2008
Offensive Assistant – 2007
Offensive Coordinator – 2004
Quarterbacks – 2002–03
TOMEY, Dick - (DePauw)
Defensive Assistant – 2003
TOMSULA, Jim (Catawba)
Defensive Line – 2007–Current
TRESTMAN, Marc – (Minnesota)
Offensive Coordinator – 1995–96
TURNER, Norv - (Oregon)
Offensive Coordinator – 2006
UYEYAMA, Mark - (Utah)
Assistant Strength and Conditioning – 2008–Current
VERMEIL, Al - (Utah State)
Strength & Conditioning – 1979–82
VETRANO, Joe - (Southern Mississippi)
Assistant Coach/Chief Scout – 1953–56
VON APPEN, Fred - (Linfield)
Defensive Line – 1987–88
Special Teams/Asst. Offensive Line/Tight Ends – 1983–86
VORIS, Oick - (San Jose State)
Assistant Coach – 1963–67
WALSH, Bill - (San Jose State)
Asst. to Coaching Staff – 1996
Head Coach – 1979–88
WARHOP, George - (Cincinnati)
Offensive Line – 2005–Current
WHITE, Mike - (California)
Administrative Asst./Offensive Line – 1978–79
WILSON, Billy - (San Jose State)
Offensive End Coach – 1964–67
Assistant Coach – 1961–62
WIGGIN, Paul - (Stanford)
Defensive Coordinator/Line – 1974
Defensive Line – 1968–73
WRIGHT, Eric - (Missouri)
Defensive Backs Assistant – 1991–93
WYCHE, Sam - (Furman)
Quarterbacks – 1979–82
YARBER, Eric - (Idaho)
Wide Receivers – 2003–04
ZEMAN, Bob - (Wisconsin)
Linebackers – 1989–93
ZWAHLEN, Ernie - (Oregon State)
Offensive Line – 1968–70

PLAYER PERSONNEL & FOOTBALL OPERATIONS



TRENT BAALKE
DIRECTOR OF PLAYER PERSONNEL

Trent Baalke enters his fifth season with the 49ers and his second as the team's director of player personnel after being appointed to the position in February of 2008. In his 12th NFL season, Baalke oversees both the college and pro personnel departments.

Prior to being named director of player personnel, Baalke served as the Western region scout for the 49ers for three years. He joined San Francisco after spending four years on the Washington Redskins scouting staff, his last (2004) as the club's college scouting coordinator. From 2001–03, Baalke served as Washington's national scout, traveling throughout the country in search of rising talent.

Before joining the Redskins, Baalke spent three seasons (1998–2000) as a scout with the New York Jets.

He previously held the position as the athletic director at Shanley (Fargo, ND) High School. Before his stint at Shanley, Baalke was the defensive line/strength and conditioning coach at South Dakota State (1990–95) where he helped promote former Pro Bowl guard Adam Timmerman and current NFL kicker Adam Vinatieri to NFL scouts.

Baalke cut his coaching teeth as a graduate assistant and defensive line coach in 1989 for North Dakota State. He helped play a role in the team finishing with a 14–0 record and a Division II National Championship, while also working with defensive lineman Phil Hansen, who went on to play 11 seasons for the Buffalo Bills.

A double major at Bemidji State (MN), Baalke received his bachelor's degree in health and physical education. He went on to earn his master's degree in secondary education and sports administration while coaching at North Dakota State. Baalke played outside linebacker and was a two–time All–Northern Sun Conference and an All–Mid West Region honoree at Bemidji.

Baalke and his wife, Beth, have two daughters, Katy and Cassie. The family resides in Loveland, CO.



TOM GAMBLE
DIRECTOR OF PRO PERSONNEL

Tom Gamble enters his 22nd NFL season and his fifth year with the 49ers as the Director of Pro Personnel. In his role, Gamble monitors every NFL roster with an emphasis on scouting talent of upcoming pro free agents. He is also responsible for maintaining continuous depth of personnel on the 49ers roster. Gamble's extensive NFL resume includes work in both college and pro scouting, contract negotiations, and a stint in the coaching ranks with the New York Jets.

During his time in the NFL, Gamble has helped build nine playoff teams – five with Indianapolis and four with Philadelphia. Prior to his arrival in San Francisco, Gamble served as a college scout for the Colts from 1998 to 2004 under veteran NFL executive Bill Polian. He originally entered the NFL as an assistant in the player personnel department of the Philadelphia Eagles in 1988. He stayed with the Eagles through 1994, serving as a college scouting administrator, area scout, contract negotiator, and later served as the director of pro scouting.

From 1995 to 1996, Gamble served as a defensive assistant/quality control coach with the New York Jets. He then worked as a part–time college scout for the Carolina Panthers, while dueling as a pro scout for the Baltimore Ravens during the 1997 season.

Gamble earned his B.S. from High Point University in 1987 and an M.S. from Rowan University in 1988.

Gamble grew up in a football family, where his father, Harry, served as the head coach at both the University of Pennsylvania and Lafayette College. He was also formerly the President of the Philadelphia Eagles.

Gamble and his wife, Juliette, have three sons, Tom, Gregory and Matthew.



DAVID MCCLOUGHAN
DIRECTOR OF COLLEGE SCOUTING

David McCloughan enters his fifth season with the 49ers overseeing the club's college scouting department. In 2004, 49ers General Manager Scot McCloughan recruited David, his older brother, from across the Bay where he spent the previous nine years in the player personnel department of the Oakland Raiders.

David and Scot inherited their love of football and scouting from their father, Kent, who played as a defensive back for six years in Oakland before becoming a college scout for nearly three decades with the Raiders.

David joined his father in Oakland when his own professional football career as a defensive back ended. He then scouted college talent around the country for nearly a decade with the Raiders.

McCloughan was drafted out of the University of Colorado in 1991 by the Indianapolis Colts' with the 69th pick overall in the NFL Draft. He went on to play four seasons in the NFL with Indianapolis, Green Bay and Seattle.

He was a four–year letterman and three–year starter at Colorado and led the nation in punt returns as a senior with a 16.4–yard average. The high school running back standout, who was converted to defensive back at Colorado, earned first team All–Big Eight honors as a senior and first team All–Academic accolades as a sophomore. He was also a member of the 1990 Colorado National Championship team.

A native of Loveland, CO, McCloughan graduated with a degree in marketing and attended Loveland (CO) High School where he lettered in football, basketball and track.

McCloughan and his wife, JoDee, have two sons.

COLLEGE SCOUTS



TODD BRUNNER
AREA SCOUT

Todd Brunner is in his 10th season with the 49ers as a regional scout.

Prior to coming to the 49ers, he spent two seasons with the Cleveland Browns as an area scout where he combed the Northeast region in 1999 and 2000 for college talent. Brunner joined the Browns from the Philadelphia Eagles where he spent four seasons (1994–97) as an area scout covering the Northeast region. He joined the Eagles as a scouting intern in 1992 and worked as a scouting assistant in 1993.

Brunner went to Lehigh (PA) University and lettered two years in football. As a junior, he led the team in special teams tackles and as a senior quarterback, tied or broke 14 school passing records. Following his football career at Lehigh, he spent one season as a graduate assistant at Temple in 1991 and earned his master's degree.

Brunner comes from a football family as his father John coached at Temple, Villanova, Princeton and in the NFL ranks with Detroit, Green Bay, Tampa Bay and Minnesota, before scouting for the 49ers for 13 seasons. His brother, Scott, spent time in the NFL with the New York Giants.

Born in Middletown, NY, Brunner and his wife, Nancy, reside in Robbinsville, NJ, with their daughter, Annie Elizabeth, and son, Chad Joseph.



JUSTIN CHABOT
AREA SCOUT

Justin Chabot is in his sixth season with the 49ers as a Southwest regional scout. Previously, Chabot spent five years as the director of football operations at Northwestern. As part of his role with the Wildcats, Chabot served as the pro liaison to visiting college talent scouts from the NFL. Chabot was extremely familiar with Northwestern's football program, having starred as an offensive lineman on the 1995 and 1996 Big Ten Championship teams.

Chabot tallied 41 career starts on the line for Northwestern, including starts on the 1996 Rose Bowl and the 1997 Citrus Bowl teams. A four–year letterwinner and captain of the 1996 squad, Chabot was named first–team All–Big Ten by the media and coaches his senior year. He was also named to the Academic All–Big Ten list in 1993.

Born in Washington, D.C., Chabot was raised in Oxford, OH. He graduated from Northwestern in 1996 with a degree in sociology and played professionally during the 1997 season with the Pittsburgh Steelers and the New York Giants.

Chabot resides in Baton Rouge, LA with his wife, Suzy, and twin sons, Walker and Brant.



REGGIE COBB
AREA SCOUT

Reggie Cobb enters his first season with the 49ers as the club's the Western region scout.

Cobb joined the 49ers after spending the previous six years scouting the Southwest region for the Tampa Bay Buccaneers and two seasons (2001–02) as a member of the Washington Redskins scouting department.

The 2008 Bucs draft produced CB Aqib Talib, who tied for first in the NFL among rookies with four interceptions, OL Jeremy Zuttah, who started at both guard positions, and LB Geno Hayes, who was a big contributor on special teams. The Buccaneers also signed undrafted rookie free agent RB Clifton Smith, who was selected to the 2009 AFC/NFC Pro Bowl as a kick returner and was named AP Second–Team All–Pro.

The Bucs 2006 draft produced four rookies who saw starting action in their first season: G Davin Joseph (13 games/12 starts), T Jeremy Trueblood (15/13), WR Maurice Stovall (9/2) and QB Bruce Gradkowski (13/11). In 2007, Cobb helped assemble a Bucs draft class that included two rookies that were selected to the PFW/PFWA All–Rookie team in DE Gaines Adams and G Arron Sears, as well as standout FS Tanard Jackson, who started all 16 games.

Cobb enjoyed a seven–year playing career that began as a second–round pick (30th overall) by the Buccaneers in 1990. Cobb played his first four seasons (1990–93) with Tampa Bay before playing one season each with Green Bay (1994), Jacksonville (1995) and the N.Y. Jets (1996).

Cobb finished his college career ranked third on the University of Tennessee's career rushing chart with 2,360 yards and 26 touchdowns. He was also a member of the school's 100th anniversary team. Cobb lettered in track and graduated with a degree in urban studies in 1990.

Cobb and his son, DeMarcus, live in Sugarland, Texas.



KENT KAHL
AREA SCOUT

Kent Kahl enters his third season with the 49ers as the club's Midlands region scout.

Prior to joining the 49ers, Kahl spent more than ten years as a contractor, building homes in the greater Iowa City area.

Kahl was a running back at the University of Colorado (1991–92), where he was part of the same Buffaloes 1991 National Championship team as 49ers Director of College Scouting David McCloughan. After two seasons at Colorado, Kahl transferred to Iowa for his final two collegiate campaigns (1993–94), making the switch to fullback and was voted as the team's MVP his senior year.

In 1995, Kahl spent time in training camp with the San Diego Chargers before returning to the state of Iowa.

Kahl is a native of Ft. Morgan, CO, where he was a running back, forward and hurdler on Ft. Morgan High School's football, basketball and track teams. After his college playing career concluded, Kahl traveled back to his alma mater periodically to assist his father, Rick, who served as the Ft. Morgan football team's head coach for more than 20 years.

Kahl is single and resides in Iowa City, IA.



MATT MALASPINA
AREA SCOUT

Matt Malaspina enters his fifth season with the 49ers as an area scout in the Southeast region after spending five years as an area scout with the Seattle Seahawks. While with Seattle, Malaspina was part of 49ers General Manager Scot McCloughan's staff when he headed the Seahawks' college scouting department.

He spent 1999 with the Carolina Panthers, where he evaluated college players in the Southeast region. Prior to his time with the Panthers, he served one season with National Football Scouting.

Malaspina was an assistant offensive coach at Jacksonville University from 1997 to 1998. He entered college coaching in 1997 as an intern at his alma mater, the University of Central Florida. A 1993 graduate of Central Florida, Malaspina went on to have a brief playing career as a center for the Shreveport Pirates of the Canadian Football League, playing in 1994 and attending training camp in 1995.

Malaspina and his wife, Jennifer, reside in Chuluota, FL, with their son, Carson, and daughters, Grace and Julia.



ETHAN WAUGH
AREA SCOUT

Ethan Waugh is in his sixth season with the 49ers, and his second covering the Midwest as an area scout, after serving as a player personnel assistant and college scouting administrator for four seasons. In covering the Midwest, he is responsible for an area encompassing six states containing schools from the Big 10, SEC, Big East and Mid–American conferences. Prior to being promoted to an area scout, he was involved in assisting the personnel department in a variety of areas, including the evaluation and scouting of college and professional players and working extensively with the 49ers' scouting database.

Waugh joined the 49ers after spending the previous two seasons at Illinois Wesleyan University, where he served as the offensive coordinator, quarterbacks coach and recruiting coordinator.

Prior to his time at Illinois Wesleyan, Waugh served as an assistant at Western Carolina University from 1997–2001. While with the Catamounts, he coached on both the offensive and defensive sides of the ball and assisted with special teams.

Waugh grew up in Vernon Hills, IL, and played defensive back for two years at Lake Forest College before transferring to Lawrence University where he played the slot and quarterback positions. He is a 1997 graduate of Lawrence with a bachelor's degree in history and earned a master's degree in American History from Western Carolina in 1999.

Waugh hails from a football family. His father, Maury, currently coaches at the University of St. Francis (IN), his brother, Tucker, coaches the running backs at Army, and another brother, Adam, coaches the secondary at Cal Poly–San Luis Obispo.

He and his wife, Allison, reside in South Carolina with their sons Spencer and Carter.

PRO SCOUTS



QUENTUS CUMBY
PRO PERSONNEL SCOUT

Quentus Cumby enters his fourth season in the 49ers player personnel department as the team's pro personnel scout.

In his role, Cumby assists the pro scouting department in their evaluation of NFL talent. Cumby is responsible for maintaining current NFL roster boards, depth charts and coordinates player tryouts and visits to the 49ers facility. Cumby also serves as the 49ers weekly advance scout for the personnel and coaching staffs.

Prior to joining the 49ers, Cumby was a physical education teacher at Ben Franklin Intermediate in Daly City, CA, during the 2005–06 term. He began his teaching career in the fall of 2005 after spending the summer as an intern with the Green Bay Packers player personnel department under Ted Thompson and Reggie McKenzie.

In 2003, Cumby was invited to participate in training camp by the Packers as a free agent safety. One year later, he spent the summer of 2004 playing the position in the Canadian Football League with the Edmonton Eskimos.

Cumby played football and ran track at Cleburne (TX) High School where he was an all–state free safety in 1999. He went on to earn a football scholarship to the University of Kentucky where he was a two–year starter at free safety and cornerback from 1999–02. He graduated in 2004 with a bachelor's degree in kinesiology.

Cumby resides in Palo Alto, CA, with his wife Liz.



WILLIAM HOMER
PERSONNEL ASSISTANT

William Homer enters his first season in the 49ers player personnel department as the team's personnel assistant.

In his role, Homer assists the personnel department in a variety of areas, including the evaluation and scouting of college and professional players. He also works extensively with the 49ers college scouting database.

Homer joined the 49ers after serving as the Director of Personnel and Football Operations for the East–West Shrine Game. From 2001–09, he oversaw much of the day–to–day operations for the game, including the selection of the teams, their travel, working with scouts and all the game week specifics.

A graduate of Syracuse University, Homer worked as a student manager at the school from 1997–99, handling equipment duties and serving as an assistant for the offense. He earned bachelor's degrees in broadcast journalism and political science in 1999.

Homer is a native of Hayward, CA. He resides in Fremont with his wife, Marisa, and daughter.



RYAN MYERS
PRO PERSONNEL SCOUT

Ryan Myers enters his first season in the 49ers player personnel department as a pro personnel scout.

In his role, Myers assists the pro scouting department in their evaluation of NFL talent. He is responsible for maintaining current NFL roster boards, depth charts and coordinates player tryouts and visits to the 49ers facility.

He began with the 49ers in January 2005 where he was an intern in football operations assisting with NFL draft preparation and various tasks in player personnel.

Following the internship, Myers worked as a member of security personnel for the 49ers. In June of 2006 Myers was promoted to Community Relations/Youth Football Representative, where he was instrumental in developing and managing 15 different programs catering to youth ages 7–14, high school athletes and high school & college coaches.

He graduated from Santa Cruz High School in 1999, where he played four years of football and three years of baseball. He went on to play football at Cabrillo College, where he earned a starting spot on the defensive line from 1999–2001. From 2001–2005, he was the Defensive Coordinator/Defensive Line Coach at Santa Cruz High School. In 2006 he became the Assistant Head Coach/Defensive Coordinator of the San Jose Predators Semi–Pro football team.

Myers graduated from San Jose State University in December 2005, with a Bachelor's of Science degree in Recreation and an emphasis in Leadership & Administration.

Myers resides in Santa Cruz, CA.

ATHLETIC TRAINERS



JEFF FERGUSON
HEAD ATHLETIC TRAINER

Jeff Ferguson enters his fourth season as the head athletic trainer for the 49ers. Ferguson oversees the team's rehabilitation procedures, injury records, training room and daily athletic training duties.

Ferguson joined San Francisco after serving as the manager of athletic team development with BREG, an orthopedic company based out of Vista, CA. From June, 2005 until March, 2006 Ferguson specialized in sports medicine bracing for BREG.

Prior to his move to the West coast, Ferguson spent eight years in several capacities at Kansas State University, though he continued to serve as the athletic trainer for the Kansas State football team throughout his time in Manhattan. He began his career in Wildcat athletics in 1997 as an assistant athletic trainer for intercollegiate sports. In 2002, Ferguson was promoted to assistant athletic director for sports medicine where he stayed until 2005. In his role, Ferguson was responsible for the prevention, evaluation, treatment and rehabilitation of all athletic injuries in addition to supervising medical coverage for 14 collegiate athletic teams. His staff was voted best in the Big 12 for their medical efforts during 2003–04.

The previous two years (1995–97), Ferguson was an athletic trainer with an orthopedic surgeon and physical therapy company in Louisburg, N.C. While doing graduate work at the University of Texas at Arlington, he spent two years as a graduate assistant athletic trainer that included the task of head athletic trainer for the track and field teams.

Ferguson earned his bachelor's degree in 1993 at Clemson University and his master's degree in 1995 at Texas–Arlington. He got his start in college athletic training as a student athletic trainer at Clemson from 1989–93 and spent the 1992 summer as a preseason athletic trainer for the New England Patriots. He is also a certified member of the National Athletic Trainers Association (NATA).

A native of Clemson, S.C., Ferguson is married to the former Rebecca Hopper. The couple resides in Santa Clara, CA, with their two daughters, Madelyn and Alexandra, and son, J.C.



NATE BRESKE
ASSISTANT ATHLETIC TRAINER

Nate Breske enters his second season as an assistant athletic trainer with the 49ers.

Breske joined San Francisco after working at Physical Therapy Specialists in Watertown, South Dakota. After graduating from Physical Therapy School, Breske founded the outpatient clinic, which specializes in sports medicine, post–op orthopedic cases and pain management. He also served as the director of athletic training for the Watertown School System.

Breske obtained his doctorate degree (2000–04) in physical therapy from the University of Nebraska Medical Center in Omaha, Nebraska. In that span, he also interned with the New England Patriots during the 2003 preseason as an athletic trainer.

From 1995–2000, Breske pursued a bachelor's degree in athletic training, biology and psychology at Northern State University in Aberdeen, South Dakota. He played football for NSU and was the starting quarterback as a junior and senior. The two–time team captain earned all–conference (NSIC) and academic all–conference honors.

Breske was an all–state football player at Webster (SD) High School. He is a certified member of the National Athletic Trainers Association (NATA), the American Physical Therapy Association (APTA) and the Professional Football Athletic Trainers Society (PFATS).

Born in Pierre, South Dakota, Breske and his wife, Tia, who is a registered nurse, have two sons, Jherek and Keon Breske and reside in San Jose, CA.



MANNY RIVERA
ASSISTANT ATHLETIC TRAINER

Manny Rivera is in his sixth season as assistant athletic trainer with the 49ers. This is Rivera's second stint with San Francisco after serving as an intern athletic trainer during the 2001 season.

Prior to being hired full time in San Francisco, Rivera spent a year working with the United States Olympic Committee. While with the USOC, he provided medical coverage for hundreds of Olympic and Paralympic hopefuls in track and field, softball, baseball, soccer, volleyball and rugby.

After interning with the 49ers, Rivera served as a graduate assistant athletic trainer for the Indiana University football team. While at Indiana, he was directly responsible for the emergency medical supplies, training supplies and inventory, packing for team travel, as well as game day medical logistics. Rivera was also responsible for supervision, instruction and evaluation of undergraduate athletic training curriculum students. Rivera graduated from Indiana with a Master of Science degree in Kinesiology in 2003.

Rivera began his career in athletic training serving as a student athletic trainer at the University of the Pacific, where he earned a bachelor's degree in Sports Medicine, in 2001. He is a certified member of the NATA.

Rivera, his wife, Lauren, and daughter, Alexis, reside in Santa Clara, CA.

EQUIPMENT MANAGERS



STEVE URBANIAK
EQUIPMENT MANAGER

Steve Urbaniak enters his 11th season with the 49ers and seventh as the team's equipment manager. During his first four seasons in San Francisco, Urbaniak served as an assistant in the equipment department. This season marks Urbaniak's 12th year overall working in the NFL ranks.

He is responsible for the many details that go into filling an NFL team's daily needs. These needs include outfitting players and coaches in safe and advanced equipment, as well as ordering and maintaining all of the team's equipment and sideline apparel. Urbaniak and his staff also transport team equipment to and from all games, as well as assist coaches with daily practice needs.

Urbaniak came to San Francisco in 1999 after serving a one-year internship with the Miami Dolphins in 1998. While in Miami, he served as a member of the host team assigned to the Denver Broncos prior to Super Bowl XXXIII.

Urbaniak attended East Carolina University, where he helped the Pirates reach consecutive Liberty Bowls as a punter before spending two years as the team's student manager. He graduated with a degree in therapeutic recreation in 1998. A certified athletic equipment manager, Urbaniak is also a member of the Athletic Equipment Managers Association. He added acting to his resume in 1998, playing a small role in the feature film "Any Given Sunday."

Urbaniak was born in Lowville, NY. He and his wife, Lindsay, reside in San Jose, CA with their dog Chavie.



DONOVAN "DOC" DRESSLER
ASSISTANT EQUIPMENT MANAGER

Donovan "Doc" Dressler is in his eighth season as the assistant equipment manager of the 49ers.

During his first stint in San Francisco, Doc served as a training camp and partial season intern with the 49ers equipment department in the summer of 2000, before taking on the head equipment manager duties from 2000–2001 for the Las Vegas Outlaws of the XFL. Doc returned to San Francisco in 2001 as an intern and was brought on shortly after in a full–time capacity, to assist with the team's apparel and on–field equipment needs.

Doc got his start in the NFL with the Miami Dolphins, where he interned at different times in the equipment department during 1998 and 2000. During that time, he also had a stint as the head equipment manager at Northwestern Louisiana State from 1999–2000.

Doc was born and raised in Stillwater, OK, where he attended Stillwater High School. He attended Oklahoma State University and served as the Cowboys' student equipment manager for six years.

Doc has been a member of the Athletic Equipment Manager's Association since 1995 and received his certification in 1999.

He and his wife, Terri, reside in San Jose, CA, with their sons Jacob and Rocco.



ZACHERY HALL
ASSISTANT EQUIPMENT MANAGER

Zachery Hall enters his second year as an assistant equipment manager for the 49ers after spending the previous two seasons and three training camps as an intern in the team's equipment department.

A native of Cleveland, MS, Hall traveled overseas in 2007 to serve as the assistant equipment manager for the Amsterdam Admirals of NFL Europa. Prior to working in the NFL, Hall was the assistant equipment manager at his alma mater, Mississippi State University, from 2002 to 2004. He earned a bachelors degree in Sport Administration from MSU in 2003.

In 2002, Hall served as the vice president of the Mississippi State branch of the National Intramural–Recreational Sports Association. During the same year, he also worked as a management intern with Host Communications, promoting a national soccer tour for the company.

A 1996 East Side (Cleveland, MS) High School graduate, Hall lettered four years in football. He also holds an associate degree in business administration from Mississippi Delta Junior College, where he also lettered two years. Hall is a member of the Athletic Equipment Manager's Association.

Hall is single and resides in Santa Clara, CA.



SCOTT ROTIER
ASSISTANT EQUIPMENT MANAGER

Scott Rotier enters his second year as an assistant equipment manager for the 49ers. Prior to his arrival in the Bay Area, Rotier lived and worked in the Washington, D.C. metro area.

Rotier joined the 49ers at the start of the 2008 training camp. Prior to joining the team, Rotier served as the head equipment manager for Episcopal High School in Alexandria, VA, from 2007 to 2008. While at EHS, he was responsible for the daily operation of 17 different sports and over 40 athletic teams. During the 2006 NFL season, he served as an equipment intern for the Detroit Lions, where he was responsible for practice and laundry.

Rotier was born and raised in Kent City, MI, where he attended Kent City High School. He then attended Western Michigan University and served as student manager for the football team from 2005 to 2006.

Rotier has been a member of the Athletic Equipment Managers Association since 2004 and received his certification in 2005.

Rotier and his wife, Jackie, live in San Jose, CA, with their dog Sadie.

VIDEO OPERATIONS



KEITH YANAGI
DIRECTOR OF VIDEO OPERATIONS

Keith Yanagi enters his fifth year as the 49ers director of video operations and his 21st year working in the club's video department.

He spent his first six seasons with San Francisco in a part–time capacity, helping the 49ers video staff with day–to–day film responsibilities. Yanagi was then hired on full–time and spent 10 years as the assistant video director before his promotion to director.

Among other duties in his current role, Yanagi oversees all daily video operation responsibilities, including the production and editing of all practices and games for the team's operations personnel. In addition, he directs the production of self–scout and upcoming opponent cut–ups for the coaching staff and players, and video tape and SAT FieldPak exchanges with other teams. His video staff also plays a key role in the NFL Draft as they provide the 49ers college scouting department with highlight tapes of selected draft–eligible players.

Yanagi is responsible for maintaining a four–year library of all NFL games and frequently compiles training tape DVD's for player's take–home study and evaluation.

Over his 20–year service with the 49ers, Yanagi has been a part of 25 playoff games, including three Super Bowls – Super Bowl XXIII, XXIV and XXIX.

His brother, Robert, serves as the director of video operations for the Detroit Lions.

Yanagi did his undergraduate work at the College of San Mateo and San Francisco City College in the fields of photography, film and art. A native of San Mateo, CA, he attended Serra (San Mateo, CA) High School and played on the football and baseball teams.

Yanagi and his wife, Rebecca, currently reside in San Jose. He has one son, Sean.



MARK PRETO
VIDEO OPERATIONS ASSISTANT

Mark Preto is in his sixth year as video operations assistant with the 49ers after joining the team in July of 2004. It marks Preto's tenth year working in the NFL.

Preto joined the 49ers after serving in the same capacity for the Tennessee Titans from 1999–2004. During his time in Nashville, Preto was part of the Titans 2000 AFC Championship team and traveled with the staff to coach the 2003 Pro Bowl.

Prior to joining the NFL ranks, Preto was the video coordinator at Oregon State during the 1998 season after spending the 1995–98 campaigns in the same capacity at Southern Cal when the Trojans captured the 1996 Rose Bowl title.

From 1991–95 Preto served on the video staff at the University of Oregon where he made his first trip to the Rose Bowl. During that span, he spent the 2002 summer as an intern in the Cleveland Browns video department. Preto began his career in sports video at his alma mater, the University of Akron, where he was the video director in 1990 after playing on the Zips football team from 1985–90.

Preto grew up in, Cleveland, OH, where he played football and wrestled at Benedictine (OH) High School. He earned his bachelor's degree in accounting and finance from Akron.

Preto resides in San Jose, CA.



ARASH DAGHIGHIAN
VIDEO ASSISTANT

Arash Daghighian enters his second year as a video assistant with the San Francisco 49ers and will help the video staff with day–to–day film responsibilities.

Daghighian joined the 49ers after serving as an assistant video coordinator for the Amsterdam Admirals in 2007. He served in the same capacity at Cal–Berkeley from 2004 to 2006, coordinating video responsibilities for football among other sports.

From 2001 to 2002, Daghighian served as a broadcast and multimedia assistant with the Oakland Raiders. In his role, he wrote and produced segments for the team's two television shows. It was his second stint with the Raiders, having spent the 1999 season as a season–long intern in the public relations and broadcast department. In 2000, Daghighian served as the assistant video coordinator for Stanford football.

A 2000 graduate of Cal–Berkeley, Daghighian graduated with a degree in business administration. He attended University (Los Angeles, CA) High School, where he lettered in basketball. Daghighian is single and resides in Santa Clara, CA.

2009 POSITION-BY-POSITION ROSTER

QUARTERBACKS

7	Nate Davis	QB	6–1	226	R
11	Alex Smith	QB	6–4	217	5
13	Shaun Hill	QB	6–3	220	8
14	Damon Huard	QB	6–3	218	13

RUNNING BACKS

21	Frank Gore	RB	5–9	217	5
24	Michael Robinson	RB	6–1	223	4
29	Glen Coffee	RB	6–0	209	R
30	Kory Sheets	RB	5–11	208	R
33	Thomas Clayton	RB	5–11	222	1
44	Moran Norris	FB	6–1	250	9
45	Zak Keasey	FB	6–0	235	3

WIDE RECEIVERS

10	Maurice Price	WR	6–1	200	1
15	Michael Crabtree	WR	6–1	214	R
17	Dominique Zeigler	WR	6–3	185	2
18	Micheal Spurlock	WR	5–11	200	2
19	Mark Bradford	WR	6–2	205	1
81	Brandon Jones	WR	6–1	212	5
82	Dobson Collins	WR	6–2	178	R
83	Arnaz Battle	WR	6–1	208	7
84	Josh Morgan	WR	6–0	219	2
88	Isaac Bruce	WR	6–0	188	16
89	Jason Hill	WR	6–0	202	3

TIGHT ENDS

46	Delanie Walker	TE	6–0	242	4
48	Bear Pascoe	TE	6–5	251	R
49	Joe Jon Finley	TE	6–6	251	1
85	Vernon Davis	TE	6–3	250	4

OFFENSIVE LINE

59	Cody Wallace	C	6–4	300	2
61	Joe Toledo	T	6–5	330	3
62	Chilo Rachal	T/G	6–4	315	2
64	David Baas	G	6–4	330	5
65	Barry Sims	T	6–5	300	11
66	Eric Heitmann	C	6–3	312	8
68	Adam Snyder	T/G	6–6	325	5
69	Tony Wragge	G	6–4	310	5
71	Marvel Smith	T	6–5	321	10
74	Joe Staley	T	6–5	315	3
75	Alex Boone	T	6–7	328	R
76	Kyle Howard	T	6–7	312	R
77	Jacob Bender	T	6–6	315	2
78	Matthew Huners	G	6–3	290	R

DEFENSIVE LINE

60	Khalif Mitchell	DT	6–5	318	R
67	Pannel Egboh	DE	6–6	276	R
90	Isaac Sopoaga	DE/DT	6–2	330	6
91	Ray McDonald	DE	6–3	290	3
92	Aubrayo Franklin	DT	6–1	317	7
93	Demetric Evans	DE	6–4	275	8
94	Justin Smith	DE	6–4	285	9
95	Ricky Jean–Francois	DT	6–3	295	R
96	Kentwan Balmer	DE	6–5	315	2

LINEBACKERS

47	Diyral Briggs	LB	6–4	230	R
50	Justin Roland	LB	5–11	242	1
51	Takeo Spikes	LB	6–2	242	12
52	Patrick Willis	LB	6–1	240	3
53	Jeff Ulbrich	LB	6–0	240	10
54	Marques Harris	LB	6–1	245	5
55	Ahmad Brooks	LB	6–3	259	4
56	Scott McKillop	LB	6–1	244	R
57	Mark Washington	LB	6–3	245	1
58	Jay Moore	LB	6–4	256	3
98	Parys Haralson	LB	6–0	255	4
99	Manny Lawson	LB	6–5	240	4

DEFENSIVE BACKS

	Dre' Bly	CB	5–10	188	11
22	Nate Clements	CB	6–0	205	9
23	Marcus Hudson	CB	6–2	200	4
25	Tarell Brown	CB	5–10	193	3
26	Mark Roman	S	5–11	205	10
27	Walt Harris	CB	5–11	196	14
28	Curtis Taylor	S	6–2	209	R
30	Terrail Lambert	CB	5–11	195	R
31	Reggie Smith	S	6–1	200	2
32	Michael Lewis	S	6–1	222	8
35	Jahi Word–Daniels	CB	6–0	194	R
36	Shawntae Spencer	CB	6–1	190	6
38	Dashon Goldson	S	6–2	200	3
40	Carlos Thomas	CB	5–11	197	R
43	Lewis Baker	S	6–2	202	1

SPECIALISTS

3	Romero, Alex	K	5–9	180	R
4	Lee, Andy	P	6–2	180	6
6	Nedney, Joe	K	6–5	234	14
20	Rossum, Allen	KR/PR	5–8	178	12
86	Jennings, Brian	TE/LS	6–5	242	10



64 G

DAVID BAAS
(BAHS)

Ht: 6–4 **Wt:** 330 **Born:** 9/28/81
College: Michigan
Exp: 5th Year (D–2 in '05)
Career Games/Starts: 60/22

Known for his power and versatility, David Baas has become a mainstay on the 49ers offensive line after being drafted in the second round of the 2005 NFL Draft. Baas made his first career start at left guard in 2008 after having started 13 prior contests at right guard. As a rookie, he entered the starting lineup after knee and shoulder injuries to Jeremy Newberry shuffled the offensive line, moving Eric Heitmann to center and Baas to guard.

TRANSACTIONS: Originally a second–round (33rd pick overall) draft choice by SF in 2005.

GOLDMINE:

- David is a huge karaoke fan. In college, he could often be seen belting out pop, rock, country and even a little rhythm and blues. He tackled the national anthem twice in public settings and began working on a wide range of stylings that included such disparate efforts as Josh Groban's "You Raise Me Up" to old R&B standards.
- David came into the world with quite an entertaining birth tale. In a dash to reach the hospital emergency room, David's parents came up with an alternate plan as their son was ready to be delivered with no time to spare. The Baas' stopped in the bank parking lot and David's father delivered him in the family Datsun.

2008:

- Saw action in all 16 games, starting the final 9 contests at LG. Originally penciled in as a starter heading into the offseason, but a torn pectoral muscle suffered in April held him out for the majority of training camp.
- Made first career start at LG vs. Sea. (10/26), replacing Adam Snyder in starting lineup.

PERSONAL:

- Married to Elizabeth. Couple resides in Sarasota, FL.
- Prepped at Riverview (FL) HS and was a *USA Today* High School All–America honorable mention. Added All–America honors by *Super Prep Magazine* and *Prep Football Report*.
- Earned four letters in track. Threw career–best (53 ft, 11 inch) shot put in senior campaign and earned three–time all–county and all–area honors in shot put.
- Majored in general studies.
- Born David Baas (9/28/81) in Bixby, OK.

BAAS' NFL STATISTICS

GAMES/STARTS: 2005 (13/5), 2006 (16/0), 2007 (15/8), 2008 (16/9); **CAREER:** 60/22



43 S

LEWIS BAKER

Ht: 6–2 **Wt:** 202 **Born:** 10/12/84
College: Oklahoma
Exp: 1st Year (FA in '09)
Career Games/Starts: 0/0

Lewis Baker rejoins the 49ers after being signed as an undrafted rookie free agent by the 49ers out of Oklahoma in 2008. He spent training camp with San Francisco and was released prior to the start of the regular season.

TRANSACTIONS: Originally signed by SF as a rookie free agent on 05/01//08…Waived by SF on 08/23/08…Signed by SF on 03/16/09.

GOLDMINE:

- Played LB in college, but made the switch to safety with the 49ers. The transition is fitting, since the player he has tried to model himself after is Steelers safety Troy Polamalu because of his tenacious play. "He's just the type of player who gives everything he's got every play. Even at the end of the game he's still going a hundred miles an hour."

2008:

- Spent training camp in SF after being signed as an undrafted free agent, only to be released prior to the regular season.

PERSONAL:

- An U.S. Army All–American and *USA Today* second–team All–American at Hebron (TX) HS.
- Competed in track and field and basketball in HS.
- Born Lewis Baker (10/12/84) in Bremerhaven, Germany.
- Majored in Business.



96 DE

KENTWAN BALMER

(KEN-twonn)

Ht: 6–5 **Wt:** 315 **Born:** 10/15/86
College: North Carolina
Exp: 2nd Year (D–1 in '08)
Career Games/Starts: 16/0

The 49ers first–round draft choice in 2008, with the 29th selection overall, Kentwan Balmer is an imposing presence on the defensive line who is able to control blockers at the line of scrimmage. Balmer gained valuable experience in the defensive line rotation as a rookie, seeing action in all 16 games, as he learned the ins and outs of the 3–4 scheme while honing his skills. His versatility will allow him to play inside or outside along the defensive front.

TRANSACTIONS: Originally a first–round (29th pick overall) draft choice by SF in 2008.

GOLDMINE:

- Spent his entire life in North Carolina, but grew up a 49ers fan as his father followed the team during the 1990s. He remembers watching the 49ers goal line stand against RB Natrone Means in their Super Bowl XXIX victory over the San Diego Chargers when he was 8 years old.

2008:

- Played in all 16 games and totaled 20 tackles and a PD, seeing action in the D–line rotation, in goal–line situations and on special teams.
- Made NFL debut vs. Arz. (9/7).
- Saw first extensive action on defense at NYG (10/19) when DE Ray McDonald left game with a knee injury.

PERSONAL:

- Attended Weldon (NC) HS, where he was a member of the North Carolina Shrine Bowl Team after finishing his senior year with 113 tackles, 12 sacks and 6 FRs.
- Majored in African–American history and communications.
- Born Kentwan Balmer (10/15/86) in Weldon, NC.

BALMER'S GAME-BY-GAME

2008

Date	Opp	W/L	P/S	Tot	Sol	Ast	Sk	Yds	Int	Yds	PD	FF	FR
Sep 7	Arz	L	1/0	1	1	0	0.0	0.0	0	0	0	0	0
Sep 14	at Sea	W	1/0	1	0	1	0.0	0.0	0	0	0	0	0
Sep 21	Det	W	1/0	3	1	2	0.0	0.0	0	0	0	0	0
Sep 28	at NO	L	1/0	2	0	2	0.0	0.0	0	0	0	0	0
Oct 5	NE	L	1/0	1	0	1	0.0	0.0	0	0	0	0	0
Oct 12	Phi	L	1/0	1	0	1	0.0	0.0	0	0	0	0	0
Oct 19	at NYG	L	1/0	2	0	2	0.0	0.0	0	0	0	0	0
Oct 26	Sea	L	1/0	3	1	2	0.0	0.0	0	0	0	0	0
Nov 10	at Arz	L	1/1	0	0	0	0.0	0.0	0	0	0	0	0
Nov 17	StL	W	1/0	1	1	0	0.0	0.0	0	0	0	0	0
Nov 24	at Dal	L	1/0	2	0	2	0.0	0.0	0	0	0	0	0
Nov 31	at Buf	W	1/0	1	0	1	0.0	0.0	0	0	1	0	0
Dec 7	NYJ	W	1/0	0	0	0	0.0	0.0	0	0	0	0	0
Dec 14	at Mia	L	1/0	0	0	0	0.0	0.0	0	0	0	0	0
Dec 21	at StL	W	1/0	2	2	0	0.0	0.0	0	0	0	0	0
Dec 28	Was	W	1/0	0	0	0	0.0	0.0	0	0	0	0	0
TOTALS			**16/0**	**20**	**6**	**14**	0.0	0.0	**0**	**0**	**1**	**0**	**0**

BALMER'S NFL STATISTICS

				TACKLES					INTS					FUMBLES		
YEAR	TEAM	GP	GS	TOT	SOL	AST	SACKS	YDS	INT	YDS	LG	TD	PD	FF	FR	YDS
2008	SF	16	0	20	6	14	0.0	0.0	0	0	0	0	1	0	0	0
TOTALS		**16**	**0**	**20**	**6**	**14**	**0.0**	**0.0**	**0**	**0**	**0**	**0**	**1**	**0**	**0**	**0**

Additional Statistics:
Kickoff Returns – (5–47) 2008



83 WR

ARNAZ BATTLE

(ARR-nez)

Ht: 6–1 **Wt:** 208 **Born:** 2/22/80
College: Notre Dame
Exp: 7th Year (D–6 in '03)
Career Games/Starts: 73/38

As one of the longest tenured 49ers on the team, Arnaz Battle has developed into an all–around threat as a receiver, blocker and returner. The former college quarterback progressed from a special teams standout during his first two years in SF into one of the team's most reliable offensive players. Battle served as the primary punt and kickoff returner for the 49ers in 2004, and provides depth at both positions. A sixth–round selection in 2003, Battle has recorded 173 recepts. for 2,110 yds. and 11 TDs in 73 career games.

TRANSACTIONS: Originally a sixth–round (197th pick overall) draft choice by SF in 2003.

GOLDMINE:

- Arnaz's tough, hard–nosed play is described by some as competing with a chip on his shoulder. Arnaz however would express it as playing with an angel instead of a chip in remembrance of his younger brother, Brandon. When Arnaz was 9 years old, Brandon passed away in a tragic drowning accident. That memory is one from which Arnaz draws strength and inspiration. On his upper left arm appears a tattoo of his late brother's face that runs from the tip of his shoulder to his bicep.
- A quarterback for most of his collegiate career at Notre Dame, Arnaz transitioned to wide receiver as a rookie with the 49ers. "Being an option quarterback, I initially didn't have the stride it took to be a receiver and open in and out of my routes. I was kind of choppy in my steps. Just putting all of that together, being in shape and getting my muscles stretched so I could extend my running form was probably the most challenging part of making the switch. I think as far as grasping the playbook and the terminology, I found that I was able to digest it much easier and faster having played the quarterback position."
- Arnaz learned his moves early on. His father played at North Texas and then as a tight end for two seasons with the St Louis Rams. By the time Battle became interested in football, his dad was mostly on the road as a truck driver, but when he came home, father and son played catch out in the yard.

2008:

- Played in 9 games and was inactive another 4 contests with a foot injury. Eventually placed on IR (12/13).
- Posted 4 recepts. for 44 yds. at Sea. (9/14), including a 3rd down catch in overtime to put the 49ers in position to kick a game–winnning FG.
- Registered first career 100–yd. receiving game as he caught 7 passes for 120 yds. at NO (9/28).

PERSONAL:

- Prepped at C.E. Byrd (LA) HS, where he finished with 5,137 total yds. and rushed for 49 career TDs, while throwing for 28 more and scoring a TD on a kickoff return.
- *Parade* All–American and was rated 39th–best player nationally by *The Sporting News* and 52nd–best player by *Chicago Sun–Times*. A *USA Today* honorable mention All–America and third–team All–South quarterback by Fox Sports South.
- Battle's father, Ron, played football at North Texas and then as a tight end for 2 seasons with the St. Louis Rams.
- Born Arnaz Jerome Battle (2/22/80) in Dallas, TX, where he resides in the offseason.
- Posted academic honors while maintaining a 3.2 grade point average at Notre Dame. Majored in sociology and computer applications.

BATTLE'S NFL STATISTICS

				RECEIVING					RUSHING				
YEAR	TEAM	GP	GS	NO	YDS	AVG	LG	TD	ATT	YDS	AVG	LG	TD
2003	SF	8	0	0	0	0.0	0	0	2	14	7.0	9	0
2004	SF	14	0	8	143	17.9	65	0	2	5	2.5	7	0
2005	SF	10	8	32	363	11.3	39	3	8	11	1.4	9	0
2006	SF	16	15	59	686	11.6	56	3	5	25	5.0	18	0
2007	SF	16	15	50	600	12.0	57t	5	4	4	1.0	8	1
2008	SF	9	0	24	318	13.3	36	0	1	18	18.0	18	0
TOTALS		73	38	173	2,110	12.2	65	11	22	77	3.5	18	1

BATTLE'S NFL STATISTICS

		KICKOFF RETURNS					PUNT RETURNS					
YEAR	TEAM	NO	YDS	AVG	LG	TD	NO	FC	YDS	AVG	LG	TD
2003	SF	5	88	17.6	21	0	0	0	0	0.0	0	0
2004	SF	13	257	19.8	40	0	31	20	266	8.6	71t	1
2005	SF	0	0	0.0	0	0	0	0	0	0.0	0	0
2006	SF	0	0	0.0	0	0	6	7	90	15.0	60	0
2007	SF	0	0	0.0	0	0	0	0	0	0.0	0	0
2008	SF	1	28	28.0	28	0	6	2	29	4.8	19	0
TOTALS		19	373	19.6	40	0	43	29	385	9.0	71t	1

Additional Statistics:

Special Teams Tackles – 24: 2003 (8); 2004 (16)
Special Teams Fumble Recoveries – 3: 2003 (2); 2004 (1)
Passing – 2-3 for 27: 2005 (2 for 2, 27 yds.), 2006 (0 for 1)
Fumbles-Lost – 5-2: 1–1 in 2005, 1–1 in 2006, 3–0 in 2007

Battle's Career Highs

Receptions: 7 (3 times) Last at NO (9/28/08)
Receiving Yards: 120 at NO (9/28/08)
Long Reception: 65 at NYJ (10/17/04)
TD Receptions: 2 vs. Oak. (10/8/06)
Kickoff Returns: 4 at Sea. (10/12/03)
Kickoff Return Yards: 75 vs. Car. (11/14/04)
Long Kickoff Return: 40 vs. Car. (11/14/04)
Punt Returns: 4 (4 times) Last vs. NYJ (12/7/08)
Punt Return Yards: 88 vs. Arz. (10/10/04)
Long Punt Return: 71t vs. Arz. (10/10/04)

BATTLE'S GAME-BY-GAME

2003

Date	Opp	W/L	P/S	Rec	Yds	Avg	Lg	TD
Sep 7	Chi	W	INACTIVE					
Sep 14	at StL	L	1/0	0	0	0.0	0	0
Sep 21	Cle	L	1/0	0	0	0.0	0	0
Sep 28	at Min	L	1/0	0	0	0.0	0	0
Oct 5	Det	W	1/0	0	0	0.0	0	0
Oct 12	at Sea	L	1/0	0	0	0.0	0	0
Oct 19	TB	W	1/0	0	0	0.0	0	0
Oct 26	at Arz	L	1/0	0	0	0.0	0	0
Nov 2	StL	W	INACTIVE (Toe)					
Nov 17	Pit	W	1/0	0	0	0.0	0	0
Nov 23	at GB	L	INACTIVE (Toe)					
Nov 30	at Ba	L	INACTIVE (Toe)					
Dec 7	Arz	W	INACTIVE (Toe)					
			Placed on Injured Reserve List on 12/10					
TOTALS			8/0	0	0	0.0	0	0

2004

Date	Opp	W/L	P/S	Rec	Yds	Avg	Lg	TD
Sep 12	Atl	L	1/0	1	6	6.0	6	0
Sep 19	at NO	L	1/0	0	0	0.0	0	0
Sep 26	at Sea	L	1/0	0	0	0.0	0	0
Oct 3	StL	L	1/0	0	0	0.0	0	0
Oct 10	Arz	W	1/0	1	2	2.0	2	0
Oct 17	at NYJ	L	1/0	2	87	43.5	65	0
Oct 31	at Chi	L	1/0	1	20	20.0	20	0
Nov 7	Sea	L	1/0	1	12	12.0	12	0
Nov 14	Car	L	1/0	0	0	0.0	0	0
Nov 21	at TB	L	1/0	0	0	0.0	0	0
Nov 28	Mia	L	1/0	1	6	0.0	0	0
Dec 5	at StL	L	1/0	0	0	0.0	0	0
Dec 12	at Arz	W	1/0	1	10	10.0	10	0
Dec 18	Was	L	1/0	0	0	0.0	0	0
Dec 26	Buf	L	INACTIVE (Thigh)					
Jan 2	at NE	L	INACTIVE (Thigh)					
TOTALS			14/0	8	143	17.9	65	0

2005

Date	Opp	W/L	P/S	Rec	Yds	Avg	Lg	TD
Sep 11	StL	W	1/1	5	59	11.8	21	1
Sep 18	at Phi	L	1/1	4	44	11.0	17	0
Sep 25	Dal	L	1/1	6	68	11.3	15t	1
Oct 2	at Arz	L	INACTIVE (Knee)					
Oct 9	Ind	L	1/1	0	0	0.0	0	0
Oct 23	at Was	L	INACTIVE (Knee)					
Oct 30	TB	W	INACTIVE (Knee)					
Nov 6	NYG	L	1/0	2	17	8.5	10	
Nov 13	at Chi	L	1/1	0	0	0.0	0	0
Nov 20	Sea	L	1/0	1	11	11.0	11	0
Nov 27	at Ten	L	1/1	7	75	10.7	21	1
Dec 4	Arz	L	INACTIVE (Knee)					
Dec 11	at Sea	L	INACTIVE (Knee)					
Dec 18	at Jac	L	INACTIVE (Knee)					
Dec 24	at StL	W	1/1	4	37	9.3	14	0
Jan 1	Hou	W	1/1	3	52	17.3	39	0
TOTALS			10/8	32	363	11.3	39	3

2006

Date	Opp	W/L	P/S	Rec	Yds	Avg	Lg	TD
Sep 10	at Arz	L	1/1	2	17	8.5	12	0
Sep 17	StL	W	1/1	3	78	26.0	56	0
Sep 24	Phi	L	1/1	3	28	9.3	11	0
Oct 1	at KC	L	1/1	3	34	11.3	16	0
Oct 8	Oak	W	1/1	4	37	9.3	15	2
Oct 15	SD	L	1/1	5	39	7.8	14	0
Oct 29	at Chi	L	1/1	3	35	11.7	19	0
Nov 5	Min	W	1/1	1	18	18.0	18	0
Nov 12	at Det	W	1/1	6	55	9.2	19	0
Nov 19	Sea	W	1/1	5	47	9.4	23	1
Nov 26	at StL	L	1/1	3	36	12.0	18	0
Dec 3	at NO	L	1/1	4	43	10.8	14	0
Dec 10	GB	L	1/1	1	11	11.0	11	0
Dec 14	at Sea	W	1/1	5	97	19.4	54	0
Dec 24	Arz	L	1/1	7	55	7.9	15	0
Dec 30	at Den	W	1/0	4	56	14.0	35	0
TOTALS			16/15	59	686	11.6	56	3

BATTLE'S GAME-BY-GAME

2007

Date	Opp	W/L	P/S	Rec	Yds	Avg	Lg	TD
Sep 10	Arz	W	1/1	5	60	12.0	22	0
Sep 16	at StL	W	1/1	2	17	8.5	9	0
Sep 23	at Pit	L	1/1	2	27	13.5	16	0
Sep 30	Sea	L	1/1	3	19	6.3	7	0
Oct 7	Bal	L	1/1	3	36	12.0	23t	1
Oct 21	at NYG	L	1/1	6	57	9.5	17t	1
Oct 28	NO	L	1/1	3	20	6.7	9	0
Nov 4	at Atl	L	1/1	4	35	8.8	13	0
Nov 12	at Sea	L	1/1	4	78	19.5	45	0
Nov 18	StL	L	1/1	6	86	14.3	27	0
Nov 25	at Arz	W	1/1	1	57	57.0	57t	1
Dec 2	at Car	L	1/1	4	51	12.8	20t	1
Dec 9	Min	L	1/0	2	13	6.5	8	1
Dec 15	Cin	W	1/1	2	23	11.5	17	0
Dec 23	TB	W	1/1	0	0	0.0	0	0
Dec 30	at Cle	L	1/1	3	19	6.3	10	0
TOTALS			**16/15**	**50**	**600**	**12.0**	**57t**	**5**

2008

Date	Opp	W/L	P/S	Rec	Yds	Avg	Lg	TD
Sep 7	Arz	L	1/0	1	16	12.0	16	0
Sep 14	at Sea	W	1/0	4	44	8.5	14	0
Sep 21	Det	W	1/0	3	22	13.5	9	0
Sep 28	at NO	L	1/0	7	120	6.3	36	0
Oct 5	NE	L	1/0	1	9	12.0	9	0
Oct 12	Phi	L	1/0	3	39	9.5	26	0
Oct 19	at NYG	L	1/0	2	42	6.7	21	0
Oct 26	Sea	L	1/0	3	26	8.8	12	0
Nov 10	at Arz	L	INACTIVE (Foot)					
Nov 16	StL	W	INACTIVE (Foot)					
Nov 23	at Dal	L	INACTIVE (Foot)					
Nov 30	at Buf	W	INACTIVE (Foot)					
Dec 7	NYJ	W	1/0	0	0	0.0	0	0
			Placed on Injured Reserve List on 12/13					
TOTALS			**9/0**	**24**	**318**	**13.3**	**36**	**0**



77 T

JACOB BENDER

Ht: 6–6 **Wt:** 315 **Born:** 4/25/85
College: Nicholls State
Exp: 2nd Year (FA in '08)
Career Games/Starts: 2/0

A reserve offensive lineman, Jacob Bender provided depth to the 49ers offensive line midway through the 2008 season after being signed from New England's practice squad. A former sixth–round draft choice by the Jets in 2007, Bender is an athletic blocker who is quick off the snap.

TRANSACTIONS: Originally a sixth–round (177th pick overall) draft choice by NYJ in 2007...Waived by NYJ on 8/30/08...Signed by NE to practice squad on 9/3/08... Signed by SF from NE practice squad on 11/18/08.

GOLDMINE:

- An avid hunter, Jacob's prize catches are a 400–pound Wild Boar and a Corsican Ram. He shot the boar with his bow and arrow on a ranch called The Pig Farm in Pennsylvania where boars are raised and then released to be hunted. At the ages of 12 and 13, Jacob finished 1st and 2nd in the state in consecutive years, respectively, in archery contests and likes to practice during his spare time.

2008 (San Francisco/New England):

- Was inactive for 4 contests and did not play in season finale after being signed off of the Patriots practice squad (11/18).

PERSONAL:

- Attended DeMatha Catholic (MD) HS, where he was team captain and earned all–state, all–conference and all–state academic honors as a senior.
- Born Jacob Bender (4/25/85) in Mayo, MD.

BENDER'S NFL STATISTICS

GAMES/STARTS: 2007 (2/0), 2008 (0/0); **CAREER:** 2/0



DRE' BLY
(DRAY)

Ht: 5–10 **Wt:** 188 **Born:** 5/22/77
College: North Carolina
Exp: 11th Year (FA in '09)
Career Games/Starts: 151/111

A 10–year veteran and two–time Pro Bowler, Dre' Bly looks to provide experience and productivity to the 49ers secondary after joining the team in late May of 2008. Since entering the NFL as a second–round draft choice of the St. Louis Rams in 1999, Bly has generated impressive all–around statistics. His 40 career interceptions entering 2009 rank 4th among all NFL players since 1999, while his 18 forced fumbles are the most among cornerbacks during that time span. He is tied for 4th among all active players with 5 INTs returned for TDs, and owns a total of 8 TDs scored on returns (5 INT, 2 FR, 1 PR).

TRANSACTIONS: Originally a second–round (41st pick overall) draft choice by StL in 1999…Signed by Det. as an unrestricted free agent on 3/1/03...Traded to Den. on 3/2/07...Waived by Den. 2/17/09...Signed by SF on 5/21/09.

GOLDMINE:

- Dre' has made himself a pillar in the community. In 2003, he established the Dre' Bly Foundation, a non–profit organization designed to improve education through physical excellence. The organization helps to promote physical awareness by improving athletic facilities and promoting the importance of athletics in maintaining a healthy body and a healthy mind.
- Dre' donated $150,000 to the University of North Carolina in 2004 to set up a football scholarship in his name. The son of two teachers, he wanted to give the opportunity to others to have a similar experience as he did at North Carolina.

AWARDS & HONORS:

1999: NFC Defensive Player of the Week (NFC–CG)
2003: NFC Pro Bowl (starter)
2004: NFC Pro Bowl (starter)

CAREER HIGHLIGHTS:

- Earned Pro Bowl honors in his first two seasons with Detroit and became the first Lions player since Jimmy Allen (1978–81) to lead the club or tie for its season high in interceptions during four consecutive years (2003–06).
- His 40 career interceptions entering 2009 rank 4th among all NFL players since 1999, while his 18 forced fumbles are the most among cornerbacks during that time span.
- He is tied for 4th among all active players with 5 INTs returned for TDs, and owns a total of 8 TDs scored on returns (5 INT, 2 FR, 1 PR).
- Joined the 49ers after spending the previous two seasons with the Broncos, where he led the team in interceptions each year.
- Went to Broncos in a trade from Detroit that sent him and a Lions' 2007 sixth–round choice to Denver in exchange for RB Tatum Bell, T George Foster and a Broncos' 2007 fifth–round pick.
- Spent his first four NFL seasons (1999–2002) with St. Louis, helping the club to a win in Super Bowl XXXIV as a rookie in 1999 and an appearance in Super Bowl XXXVI in 2001.

2008 (Denver):

- Started all 16 games and totaled a team–high 2 INTs.
- Had 5 tackles, 1 FF and 1 PD at Cle. (11/6).
- Recorded 3 tackles and an INT at Atl. (11/16).
- Had 5 tackles and 2nd INT of season at NYJ (11/30).

PERSONAL

- Attended Western Branch (Chesapeake, VA) HS, where he was an All–Tidewater, all–city, all–Eastern region, all–state and all–district selection as a senior.
- Finished prep career with 36 TDs and 16 INTs as a three–year starter.
- Holds annual camps and fundraising events, such as the Dre' Bly Celebrity Golf Classic.
- Played centerfield for the Tar Heels' baseball team.
- Born Donald Andre Bly (5/22/77) in Chesapeake, VA. Married to Kristyn, the couple has three sons–Trey, Jordan and Aaron– and a daughter–Peyton.

BLY'S NFL STATISTICS

				TACKLES					INTERCEPTIONS					FUMBLES		
YEAR	TEAM	GP	GS	TOT	SOL	AST	SACKS	YDS	INT	YDS	LG	TD	PD	FF	FR	YDS
1999	StL	16	2	18	16	2	0.0	0.0	3	53	53t	1	6	0	0	0
2000	StL	16	3	51	39	12	1.0	10.0	3	44	22	0	13	0	0	0
2001	StL	16	4	45	30	15	0.0	0.0	6	150	93t	2	8	1	0	15
2002	StL	16	16	79	61	18	1.0	10.0	2	0	0	0	25	4	2	33
2003	DET	14	14	70	58	12	1.0	1.0	6	89	48t	1	18	5	2	111
2004	DET	13	13	33	26	7	0.0	0.0	4	107	55t	1	26	0	0	0
2005	DET	12	11	46	39	7	0.0	0.0	6	54	28	0	17	3	1	0
2006	DET	16	16	62	49	13	0.0	0.0	3	13	8	0	21	4	1	5
2007	DEN	16	16	57	42	15	1.0	11.0	5	71	37	0	16	0	0	0
2008	DEN	16	16	76	63	13	0.0	0.0	2	5	5	0	8	1	0	0
TOTALS		151	111	537	423	114	4.0	32.0	40	586	93t	5	158	18	6	164

		KICKOFF RETURNS					PUNT RETURNS					
YEAR	TEAM	NO	YDS	AVG	LG	TD	NO	FC	YDS	AVG	LG	TD
1999	StL	1	1	1.0	1	0	0	0	0	0.0	0	0
2000	StL	9	163	18.1	36	0	0	1	0	0.0	0	0
2001	StL	6	128	21.3	32	0	7	6	71	10.1	32	0
2002	StL	1	5	5.0	5	0	8	3	138	17.3	78t	1
2003	DET	0	0	0.0	0	0	3	0	22	7.3	14	0
2004	DET	0	0	0.0	0	0	0	0	0	0.0	0	0
2005	DET	0	0	0.0	0	0	0	0	0	0.0	0	0
2006	DET	0	0	0.0	0	0	3	3	39	13.0	36	0
2007	DEN	1	23	23.0	23	0	2	0	20	10.0	10	0
2008	DEN	0	0	0.0	0	0	0	0	0	0.0	0	0
TOTALS		19	347	18.3	36	0	23	13	290	17.3	78t	1

Additional Statistics:

Special Teams Tackles – 9: 1999 (4), 2000 (5)

Special Teams Fumble Recoveries – 2: 2000 (1), 2001 (1)

Field Goal Return– 1-18: Returned short field goal 18 yds. vs. Pit. (10/21/07)

TOs – 8: 1999 [53–yd. INT return at Car., 12/5/99 (QB Steve Beuerlein)], 2001 [93–yd. INT return at Det., 10/8/01 (QB Ty Detmer)], [56–yd. INT return at Atl., 12/2/01 (QB Chris Chandler)], 2002 [20–yd. FR return at SF, 12/30/02], [78–yd. PR vs. Arz. (12/15/02], 2003 [67–yd. FR return vs. Dal., 10/19/03], 2003 [48–yd. INT return vs. Arz., 9/7/03 (QB Jeff Blake)], 2004 [55–yd. INT return at Dal., 10/31/04 (QB Vinny Testaverde)].

BLY'S POSTSEASON NFL STATISTICS

				TACKLES					INTERCEPTIONS					FUMBLES		
YEAR	TEAM	GP	GS	TOT	SOL	AST	SACKS	YDS	INT	YDS	LG	TD	PD	FF	FR	YDS
1999	StL	3	0	8	7	1	0.0	0.0	1	9	0	0	2	0	0	0
2000	StL	1	0	1	1	0	0.0	0.0	0	0	0	0	1	0	0	0
2001	StL	3	0	10	9	1	0.0	0.0	0	0	0	0	4	0	0	0
TOTALS		7	0	19	17	2	0.0	0.0	1	9	0	0	7	0	0	0

Additional Postseason Statistics:

Punt Returns – 5-12: 2001 (5–12)

Bly's Career Highs

Total Tackles: 13 vs. Cin. (12/18/05)
Solo: 11 vs. Cin. (12/18/05)
Assists: 5 at KC (11/11/07)
Passes Defensed: 7 at Arz. (12/5/04)
Interceptions: 2 (4 times), Last vs. Bal. (10/9/05)
Interception Yards: 93 at Det. (10/8/01)
Long Interception Returns: 93t at Det. (10/8/01)
Interception Returns for TDs: 1 (5 times) Last at Dal. (10/31/04)
Sacks: 1 (4 times) Last at Chi. (11/25/07)
Forced Fumbles: 2 at Car. (12/21/03)
Fumble Recoveries: 1 (6 times) Last at NE (12/3/06)
Punt Returns: 4 (2 times) Last vs. Arz. (12/15/02)
Punt Return Yards: 110 vs. Arz. (12/15/02)
Long Punt Return: 78t vs. Arz. (12/15/02)
Kickoff Returns: 5 (2 times) Last vs. NO (10/28/01)
Kickoff Return Yards: 110 vs. NO (10/28/01)
Long Kickoff Return: 36 vs. NO (11/26/00)

BLY'S GAME-BY-GAME

1999 (St. Louis)

Date	Opp	W/L	P/S	Tot	Sol	Ast	Sk	Yds	Int	Yds	PD	FF	FR
Sep 12	Bal	W	1/0	0	0	0	0.0	0.0	0	0	0	0	0
Sep 26	Atl	W	1/0	2	2	0	0.0	0.0	0	0	0	0	0
Oct 3	at Cin	W	1/0	1	1	0	0.0	0.0	0	0	0	0	0
Oct 10	SF	W	1/0	0	0	0	0.0	0.0	1	0	1	0	0
Oct 17	at Atl	W	1/0	0	0	0	0.0	0.0	0	0	0	0	0
Oct 24	Cle	W	1/0	0	0	0	0.0	0.0	0	0	0	0	0
Oct 31	at Ten	L	1/0	0	0	0	0.0	0.0	0	0	0	0	0
Nov 7	at Det	L	1/0	0	0	0	0.0	0.0	0	0	0	0	0
Nov 14	Car	W	1/0	5	5	0	0.0	0.0	1	0	2	0	0
Nov 21	at SF	W	1/0	0	0	0	0.0	0.0	0	0	0	0	0
Nov 28	NO	W	1/0	1	0	1	0.0	0.0	0	0	1	0	0
Dec 5	at Car	W	1/0	0	0	0	0.0	0.0	1	53t	0	0	0
Dec 12	at NO	W	1/0	0	0	0	0.0	0.0	0	0	0	0	0
Dec 19	NYG	W	1/0	4	4	0	0.0	0.0	0	0	0	0	0
Dec 26	Chi	W	1/1	5	4	1	0.0	0.0	0	0	1	0	0
Jan 2	at Phi	L	1/1	0	0	0	0.0	0.0	0	0	1	0	0
TOTALS			16/2	18	16	2	0.0	0.0	3	53t	6	0	0

1999 Postseason (St. Louis)

Date	Opp	W/L	P/S	Tot	Sol	Ast	Sk	Yds	Int	Yds	PD	FF	FR
Jan 16	Min	W	1/0	4	4	0	0.0	0.0	0	0	0	0	0
Jan 23	TB	W	1/0	3	2	1	0.0	0.0	1	9	2	0	0
Jan 30	at Ten	W	1/0	1	1	0	0.0	0.0	0	0	0	0	0
TOTALS			3/0	8	7	1	0.0	0.0	1	9	2	0	0

2000 (St. Louis)

Date	Opp	W/L	P/S	Tot	Sol	Ast	Sk	Yds	Int	Yds	PD	FF	FR
Sep 4	Den	W	1/0	1	0	1	0.0	0.0	0	0	0	0	0
Sep 10	at Sea	W	1/0	3	2	1	0.0	0.0	0	0	1	0	0
Sep 17	SF	W	1/0	2	1	1	1.0	10.0	1	22	3	0	0
Sep 24	at Atl	W	1/0	4	3	1	0.0	0.0	1	8	1	0	0
Oct 1	SD	W	1/0	3	3	0	0.0	0.0	0	0	0	0	0
Oct 15	Atl	W	1/0	1	1	0	0.0	0.0	0	0	1	0	0
Oct 22	at KC	L	1/0	4	3	1	0.0	0.0	0	0	1	0	0
Oct 29	at SF	W	1/1	7	6	1	0.0	0.0	0	0	1	0	0
Nov 5	Car	L	1/1	1	1	0	0.0	0.0	0	0	1	0	0
Nov 12	at NYG	W	1/0	6	5	1	0.0	0.0	0	0	0	0	0
Nov 20	Was	L	1/0	4	2	2	0.0	0.0	0	0	1	0	0
Nov 26	NO	L	1/0	2	2	0	0.0	0.0	0	0	0	0	0
Dec 3	at Car	L	1/0	4	3	1	0.0	0.0	0	0	1	0	0
Dec 10	Min	W	1/1	4	2	2	0.0	0.0	0	0	0	0	0
Dec 18	at TB	L	1/0	2	2	0	0.0	0.0	0	0	1	0	0
Dec 24	at NO	W	1/0	3	3	0	0.0	0.0	1	14	1	0	0
TOTALS			16/3	51	39	12	1.0	10.0	3	44	13	0	0

2000 Postseason (St. Louis)

Date	Opp	W/L	P/S	Tot	Sol	Ast	Sk	Yds	Int	Yds	PD	FF	FR
Dec 30	at NO	L	1/0	1	1	0	0.0	0.0	0	0	1	0	0
TOTALS			1/0	1	1	0	0.0	0.0	0	0	1	0	0

2001 (St. Louis)

Date	Opp	W/L	P/S	Tot	Sol	Ast	Sk	Yds	Int	Yds	PD	FF	FR
Sep 9	at Phi	W	1/0	2	0	2	0.0	0.0	1	1	1	0	0
Sep 23	at SF	W	1/1	1	1	0	0.0	0.0	0	0	0	0	0
Sep 30	Mia	W	1/0	1	1	0	0.0	0.0	1	0	1	0	0
Oct 8	at Det	W	1/0	11	7	4	0.0	0.0	1	93	1	0	0
Oct 14	NYG	W	1/0	1	1	0	0.0	0.0	0	0	0	0	0
Oct 21	at NYJ	W	1/0	0	0	0	0.0	0.0	0	0	0	0	0
Oct 28	NO	L	1/0	0	0	0	0.0	0.0	0	0	0	0	0
Nov 11	Car	W	1/0	4	3	1	0.0	0.0	0	0	0	0	0
Nov 18	at NE	W	1/0	3	3	0	0.0	0.0	0	0	0	0	0
Nov 26	TB	L	1/0	0	0	0	0.0	0.0	0	0	0	0	0
Dec 2	at Atl	W	1/1	7	4	3	0.0	0.0	1	56	1	0	0
Dec 9	SF	W	1/1	2	1	1	0.0	0.0	0	0	1	0	0
Dec 17	at NO	W	1/1	8	6	2	0.0	0.0	1	0	1	0	0
Dec 23	at Car	W	1/0	3	2	1	0.0	0.0	0	0	0	1	0
Dec 30	Ind	W	1/0	2	1	1	0.0	0.0	1	0	1	0	0
Jan 6	Atl	W	1/0	0	0	0	0.0	0.0	0	0	1	0	0
TOTALS			16/4	45	30	15	0.0	0.0	6	150	8	1	0

2001 Postseason (St. Louis)

Date	Opp	W/L	P/S	Tot	Sol	Ast	Sk	Yds	Int	Yds	PD	FF	FR
Jan 20	GB	W	1/0	4	4	0	0.0	0.0	0	0	3	0	0
Jan 27	Phi	W	1/0	3	2	1	0.0	0.0	0	0	0	0	0
Feb 3	at NE	L	1/0	3	3	0	0.0	0.0	0	0	1	0	0
TOTALS			3/0	10	9	1	0.0	0.0	0	0	4	0	0

2002 (St. Louis)

Date	Opp	W/L	P/S	Tot	Sol	Ast	Sk	Yds	Int	Yds	PD	FF	FR
Sep 8	at Den	L	1/1	3	2	1	0.0	0.0	0	0	0	0	0
Sep 15	NYG	L	1/1	5	3	2	0.0	0.0	0	0	1	0	0
Sep 23	at TB	L	1/1	5	4	1	0.0	0.0	0	0	1	0	0
Sep 29	Dal	L	1/1	10	9	1	0.0	0.0	1	0	1	0	0
Oct 6	at SF	L	1/1	9	9	0	0.0	0.0	0	0	2	0	0
Oct 13	Oak	W	1/1	6	3	3	0.0	0.0	0	0	1	0	0
Oct 20	Sea	W	1/1	1	1	0	0.0	0.0	1	0	2	0	0
Nov 3	at Arz	W	1/1	3	2	1	1.0	10.0	0	0	2	0	0
Nov 10	SD	W	1/1	3	3	0	0.0	0.0	0	0	1	0	0
Nov 18	Chi	W	1/1	6	4	2	0.0	0.0	0	0	4	0	0
Nov 24	at Was	L	1/1	4	3	1	0.0	0.0	0	0	3	1	0
Dec 1	at Phi	L	1/1	8	5	3	0.0	0.0	0	0	3	1	1
Dec 8	at KC	L	1/1	3	3	0	0.0	0.0	0	0	1	0	0
Dec 15	Arz	W	1/1	8	6	2	0.0	0.0	0	0	1	0	0
Dec 22	at Sea	L	1/1	2	1	1	0.0	0.0	0	0	1	1	0
Dec 30	SF	W	1/1	3	3	0	0.0	0.0	0	0	1	1	1
TOTALS			16/16	79	61	18	1.0	10.0	2	0	25	4	2

BLY'S GAME-BY-GAME

2003 (Detroit)

Date	Opp	W/L	P/S	Tot	Sol	Ast	Sk	Yds	Int	Yds	PD	FF	FR
Sep 7	Arz	W	1/1	7	6	1	0.0	0.0	1	48	2	0	0
Sep 14	at GB	L	1/1	2	0	2	0.0	0.0	1	4	3	0	0
Sep 21	Min	L	1/1	4	4	0	1.0	1.0	1	0	3	0	0
Sep 28	at Den	L	1/1	10	8	2	0.0	0.0	0	0	2	0	0
Oct 5	at SF	L	1/1	7	6	1	0.0	0.0	1	-1	2	0	0
Oct 19	Dal	L	1/1	3	1	2	0.0	0.0	0	0	0	0	1
Oct 26	at Chi	L	1/1	4	4	0	0.0	0.0	0	0	0	0	0
Nov 2	Oak	W					INACTIVE (Hamstring)						
Nov 9	Chi	W					INACTIVE (Hamstring)						
Nov 16	at Sea	L	1/1	1	1	0	0.0	0.0	0	0	1	0	0
Nov 23	at Min	L	1/1	5	5	0	0.0	0.0	0	0	0	1	1
Nov 27	GB	W	1/1	1	0	1	0.0	0.0	2	21	4	1	0
Dec 7	SD	L	1/1	6	6	0	0.0	0.0	0	0	0	0	0
Dec 14	at KC	L	1/1	5	4	1	0.0	0.0	0	0	0	0	0
Dec 21	at Car	L	1/1	7	6	1	0.0	0.0	0	0	0	2	0
Dec 28	StL	W	1/1	8	7	1	0.0	0.0	0	17	1	1	0
TOTALS			14/14	70	58	12	1.0	1.0	6	89	18	5	2

2004 (Detroit)

Date	Opp	W/L	P/S	Tot	Sol	Ast	Sk	Yds	Int	Yds	PD	FF	FR
Sep 12	at Chi	W	1/1	1	1	0	0.0	0.0	0	0	1	0	0
Sep 19	Hou	W					INACTIVE (Knee)						
Sep 26	Phi	L					INACTIVE (Knee)						
Oct 10	at Atl	W					INACTIVE (Knee)						
Oct 17	GB	L	1/1	2	2	0	0.0	0.0	0	0	1	0	0
Oct 24	at NYG	W	1/1	5	5	0	0.0	0.0	0	0	0	0	0
Oct 31	at Dal	L	1/1	2	1	1	0.0	0.0	2	85	5	0	0
Nov 7	Was	L	1/1	2	2	0	0.0	0.0	0	0	3	0	0
Nov 14	at Jac	L	1/1	3	3	0	0.0	0.0	0	0	0	0	0
Nov 21	at Min	L	1/1	2	2	0	0.0	0.0	0	0	1	0	0
Nov 25	Ind	L	1/1	2	2	0	0.0	0.0	0	0	0	0	0
Dec 5	Arz	W	1/1	4	2	2	0.0	0.0	2	22	7	0	0
Dec 12	at GB	L	1/1	3	3	0	0.0	0.0	0	0	1	0	0
Dec 18	Min	L	1/1	4	0	4	0.0	0.0	0	0	2	0	0
Dec 26	Chi	W	1/1	1	1	0	0.0	0.0	0	0	4	0	0
Jan 2	at Ten	L	1/1	2	2	0	0.0	0.0	0	0	1	0	0
TOTALS			13/13	33	26	7	0.0	0.0	4	107	26	0	0

2005 (Detroit)

Date	Opp	W/L	P/S	Tot	Sol	Ast	Sk	Yds	Int	Yds	PD	FF	FR
Sep 11	GB	W	1/1	2	2	0	0.0	0.0	0	0	0	1	0
Sep 18	at Chi	L	1/1	4	4	0	0.0	0.0	0	0	0	0	0
Oct 2	at TB	L	1/1	5	4	1	0.0	0.0	0	0	1	0	0
Oct 9	Bal	W	1/1	6	5	1	0.0	0.0	2	17	4	1	1
Oct 16	Car	L	1/1	4	2	2	0.0	0.0	1	0	2	0	0
Oct 23	at Cle	W	1/1	1	1	0	0.0	0.0	1	5	2	0	0
Oct 30	Chi	L					INACTIVE (Wrist)						
Nov 6	at Min	L					INACTIVE (Wrist)						
Nov 13	Arz	W					INACTIVE (Wrist)						
Nov 20	at Dal	L					INACTIVE (Wrist)						
Nov 24	Atl	L	1/0	1	1	0	0.0	0.0	0	0	2	0	0
Dec 4	Min	L	1/1	2	2	0	0.0	0.0	0	0	0	0	0
Dec 11	at BG	L	1/1	5	4	1	0.0	0.0	1	28	2	0	0
Dec 18	Cin	L	1/1	13	11	2	0.0	0.0	1	4	3	1	0
Dec 24	at NO	W	1/1	3	3	0	0.0	0.0	0	0	1	0	0
Jan 1	at Pit	L	1/1	0	0	0	0.0	0.0	0	0	0	0	0
TOTALS			12/11	46	39	7	0.0	0.0	6	54	17	3	1

2006 (Detroit)

Date	Opp	W/L	P/S	Tot	Sol	Ast	Sk	Yds	Int	Yds	PD	FF	FR
Sep 10	Sea	L	1/1	4	4	0	0.0	0.0	0	0	1	1	0
Sep 17	at Chi	L	1/1	2	2	0	0.0	0.0	0	0	2	1	0
Sep 24	GB	L	1/1	2	2	0	0.0	0.0	0	0	2	0	0
Oct 1	at StL	L	1/1	4	4	0	0.0	0.0	0	0	4	0	0
Oct 8	at Min	L	1/1	2	2	0	0.0	0.0	0	0	1	1	0
Oct 15	Buf	W	1/1	4	0	4	0.0	0.0	0	0	0	0	0
Oct 22	at NYJ	L	1/1	5	4	1	0.0	0.0	0	0	1	0	0
Nov 5	Atl	W	1/1	2	0	2	0.0	0.0	1	8	3	0	0
Nov 12	SF	L	1/1	3	3	0	0.0	0.0	0	0	1	0	0
Nov 19	at Arz	L	1/1	3	0	3	0.0	0.0	0	0	0	0	0
Nov 23	Mia	L	1/1	1	1	0	0.0	0.0	0	0	0	0	0
Dec 3	at NE	L	1/1	5	5	0	0.0	0.0	1	5	1	0	1
Dec 10	Min	L	1/1	8	7	1	0.0	0.0	0	0	0	0	0
Dec 17	at GB	L	1/1	5	5	0	0.0	0.0	1	0	3	1	0
Dec 24	Chi	L	1/1	6	5	1	0.0	0.0	0	0	1	0	0
Dec 31	at Dal	W	1/1	6	5	1	0.0	0.0	0	0	1	0	0
TOTALS			16/16	62	49	13	0.0	0.0	3	13	21	4	1

2007 (Denver)

Date	Opp	W/L	P/S	Tot	Sol	Ast	Sk	Yds	Int	Yds	PD	FF	FR
Sep 9	at Buf	W	1/1	4	2	2	0.0	0.0	0	0	2	0	0
Sep 16	Oak	W	1/1	2	2	0	0.0	0.0	1	0	1	0	0
Sep 23	Jac	L	1/1	4	3	1	0.0	0.0	0	0	0	0	0
Sep 30	at Ind	L	1/1	2	2	0	0.0	0.0	0	0	1	0	0
Oct 7	SD	L	1/1	5	5	0	0.0	0.0	0	0	0	0	0
Oct 21	Pit	W	1/1	3	2	1	0.0	0.0	1	0	3	0	0
Oct 29	GB	L	1/1	3	1	2	0.0	0.0	0	0	0	0	0
Nov 4	at Det	L	1/1	4	3	1	0.0	0.0	0	0	0	0	0
Nov 11	at KC	W	1/1	9	4	5	0.0	0.0	1	18	2	0	0
Nov 19	Ten	W	1/1	5	4	1	0.0	0.0	1	16	3	0	0
Nov 25	at Chi	L	1/1	1	1	0	1.0	11.0	0	0	0	0	0
Dec 2	at Oak	L	1/1	1	1	0	0.0	0.0	0	0	1	0	0
Dec 9	KC	W	1/1	2	2	0	0.0	0.0	0	0	1	0	0
Dec 13	at Hou	L	1/1	2	2	0	0.0	0.0	1	37	2	0	0
Dec 24	at SD	L	1/1	5	3	2	0.0	0.0	0	0	0	0	0
Dec 30	Min	W	1/1	5	5	0	0.0	0.0	0	0	0	0	0
TOTALS			16/16	57	42	15	1.0	11.0	5	71	16	0	0

2008 (Denver)

Date	Opp	W/L	P/S	Tot	Sol	Ast	Sk	Yds	Int	Yds	PD	FF	FR
Sep 8	at Oak	W	1/1	5	4	1	0.0	0.0	0	0	1	0	0
Sep 14	SD	W	1/1	5	3	2	0.0	0.0	0	0	0	0	0
Sep 21	NO	W	1/1	7	6	1	0.0	0.0	0	0	0	0	0
Sep 28	at KC	L	1/1	9	8	1	0.0	0.0	0	0	0	0	0
Oct 5	TB	W	1/1	6	5	1	0.0	0.0	0	0	0	0	0
Oct 12	Jac	L	1/1	2	2	0	0.0	0.0	0	0	2	0	0
Oct 20	at NE	L	1/1	3	2	1	0.0	0.0	0	0	0	0	0
Nov 2	Mia	L	1/1	5	5	0	0.0	0.0	0	0	1	0	0
Nov 6	at Cle	W	1/1	5	3	2	0.0	0.0	0	0	1	1	0
Nov 16	at Atl	W	1/1	3	2	1	0.0	0.0	1	5	1	0	0
Nov 23	Oak	L	1/1	3	3	0	0.0	0.0	0	0	0	0	0
Nov 30	at NYJ	W	1/1	5	4	1	0.0	0.0	0	0	1	0	0
Dec 7	KC	W	1/1	5	3	2	0.0	0.0	1	0	1	0	0
Dec 14	at Car	L	1/1	6	6	0	0.0	0.0	0	0	0	0	0
Dec 21	Buf	L	1/1	5	5	0	0.0	0.0	0	0	0	0	0
Dec 28	Den	L	1/1	3	2	0	0.0	0.0	0	0	0	0	0
TOTALS			16/16	76	63	13	0.0	0.0	2	5	8	1	0



MARK BRADFORD

Ht: 6–2 **Wt:** 205 **Born:** 10/7/84
College: Stanford
Exp: 1st Year (FA in '08)
Career Games/Starts: 0/0

Mark Bradford rejoins the 49ers after spending the final seven weeks of the 2008 season on San Francisco's practice squad. The Los Angeles native attended nearby Stanford University and spent training camp with the Dallas Cowboys in 2008 after being signed as an undrafted rookie free agent.

TRANSACTIONS: Originally signed by Dal. as a rookie free agent on 04/28/08…Waived by Dal. on 08/30/08...Signed by SF to the practice squad on 11/12/08...Signed by SF on 12/29/08.

GOLDMINE:

- While at Stanford, Mark caught the winning TD pass against No. 2 ranked USC in one of the biggest upsets of the 2007 season. He dedicated the game to his father, Mark Bradford Sr., who had died of a heart attack a month prior. "I'm enjoying this as much as I can, but I know this is a game he would have been at," Mark said after the game. "He would have been there cheering and to celebrate it with me. But it's still a great feeling."

2008 (San Francisco):

- Spent final 7 weeks of season on 49ers practice squad after attending training camp with the Dallas Cowboys.

PERSONAL:

- Attended Fremont (CA) HS, where he was a consensus Prep All–America and *PrepStar*'s 4th ranked wide receiver in the country as a senior.
- Named California Freshman of the Year in 2000 and two–time All–City selection at Fremont in basketball.
- Emulated Jerry Rice growing up as a kid.
- Oldest of five siblings.
- Born Mark Bradford (10/07/84) in Los Angeles, CA.
- Majored in political science.



AHMAD BROOKS

(uh-MAHD)

Ht: 6–3 **Wt:** 259 **Born:** 3/14/84
College: Virginia
Exp: 4th Year (W in '08–Cin.)
Career Games/Starts: 13/7

A versatile and talented linebacker, Ahmad Brooks enters his second season with the 49ers after being signed off of waivers in 2008 from the Cincinnati Bengals. Originally selected by the Bengals in the third round of the 2006 NFL Supplemental Draft, Brooks immediately showcased his abilities as a rookie and lined up as Cincinnati's starting middle linebacker for 5 contests.

TRANSACTIONS: Originally a third–round selection in the 2006 supplemental draft by Cin. on 7/13/06...Waived by Cin. on 8/30/08...Claimed off waivers by SF on 8/31/08...Waived by SF on 11/29/08...Signed by SF on 12/2/08.

2008 (San Francisco):

- Inactive for the first 13 games of the season before being waived (11/29) and re–signed (12/2) by SF. Was inactive for 3 more contests and did not play at Mia. (12/14).

PERSONAL:

- Attended C.D. Hylton (CA) HS, where he helped team to state titles in 1999 and 2000, and the semi–finals in 2001.
- Named *USA Today*'s National Defensive Player of the Year as a senior after posting 207 tackles. Also rushed for 848 yds. and 10 TDs, averaging 12.6 yds. per carry.
- Played at Hargrave (VA) Military Academy in 2002.
- Father, Perry Brooks, played in 92 games as a defensive tackle for Was. from 1978–84.
- Born Ahmad Brooks (3/4/84) in Fairfax, VA.

BROOKS' NFL STATISTICS

				TACKLES					INTERCEPTIONS					FUMBLES		
YEAR	TEAM	GP	GS	TOT	SOL	AST	SACKS	YDS	INT	YDS	LG	TD	PD	FF	FR	YDS
2006	CIN	11	5	46	29	17	1.0	6.0	0	0	0	0	2	0	0	0
2007	CIN	2	2	8	6	2	1.0	7.0	0	0	0	0	0	1	0	0
2008	SF	0	0	0	0	0	0.0	0.0	0	0	0	0	0	0	0	0
TOTALS		13	7	54	35	19	2.0	13.0	0	0	0	0	2	1	0	0

Brooks' Career Highs

Total Tackles: 14 at TB (10/15/06)
Solo: 10 at TB (10/15/06)
Assists: 4 (2 times) Last vs. Car. (10/22/06)
Sacks: 1 (2 times) Last vs. Bal. (9/10/07)
Forced Fumbles: 1 vs. Bal. (9/10/07)

BROOKS' GAME-BY-GAME

2006 (Cincinnati)

Date	Opp	W/L	P/S	Tot	Sol	Ast	Sck	Yds	Int	Yds	PD	FF	FR
Sep 10	at KC	W					INACTIVE (Neck)						
Sep 17	Cle	W					INACTIVE (Neck)						
Sep 24	at Pit	W	1/0	0	0	0	0.0	0.0	0	0	0	0	0
Oct 1	NE	L	1/0	3	3	0	0.0	0.0	0	0	0	0	0
Oct 15	at TB	L	1/1	14	10	4	0.0	0.0	0	0	1	0	0
Oct 22	Car	W	1/1	8	4	4	1.0	6.0	0	0	1	0	0
Oct 29	Atl	L	1/1	9	6	3	0.0	0.0	0	0	0	0	0
Nov 5	at Bal	L	1/1	6	3	3	0.0	0.0	0	0	0	0	0
Nov 12	SD	L	1/1	4	2	2	0.0	0.0	0	0	0	0	0
Nov 19	at NO	W					INACTIVE (Groin)						
Nov 26	at Cle	W	1/0	1	1	0	0.0	0.0	0	0	0	0	0
Nov 30	Bal	W	1/0	0	0	0	0.0	0.0	0	0	0	0	0
Dec 10	Oak	W					INACTIVE						
Dec 18	at Ind	L					INACTIVE						
Dec 24	at Den	L	1/0	1	0	1	0.0	0.0	0	0	0	0	0
Dec 31	Pit	L	1/0	0	0	0	0.0	0.0	0	0	0	0	0
TOTALS			11/5	46	29	17	1.0	6.0	0	0	2	0	0

2007 (Cincinnati)

Date	Opp	W/L	P/S	Tot	Sol	Ast	Sck	Yds	Int	Yds	PD	FF	FR
Sep 10	Bal	W	1/1	8	6	2	1.0	7.0	0	0	0	1	0
Sep 16	at Cle	L	1/1	0	0	0	0.0	0.0	0	0	0	0	0
Sep 23	at Sea	L					INACTIVE (Groin)						
Oct 1	NE	L					INACTIVE (Groin)						
Oct 14	at KC	L					INACTIVE (Groin)						
Oct 21	NYJ	W					INACTIVE (Groin)						
Oct 28	Pit	L					INACTIVE (Groin)						
Nov 4	at Buf	L					INACTIVE (Groin)						
							Placed on Injured Reserve List on 11/7						
TOTALS			2/2	8	6	2	1.0	7.0	0	0	0	1	0

2008 (San Francisco)

Date	Opp	W/L	P/S	Tot	Sol	Ast	Sck	Yds	Int	Yds	PD	FF	FR
Sep 7	Arz	L					INACTIVE						
Sep 14	at Sea	W					INACTIVE						
Sep 21	Det	W					INACTIVE						
Sep 28	at NO	L					INACTIVE						
Oct 5	NE	L					INACTIVE						
Oct 12	Phi	L					INACTIVE						
Oct 19	at NYG	L					INACTIVE						
Oct 26	at Sea	L					INACTIVE						
Nov 10	at Arz	L					INACTIVE						
Nov 16	StL	W					INACTIVE						
Nov 24	at Dal	L					INACTIVE						
Nov 31	at Buf	W					Waived on 11/29 and re-signed on 12/2						
Dec 7	NYJ	W					INACTIVE						
Dec 14	at Mia	L					DID NOT PLAY						
Dec 21	at StL	W					INACTIVE						
Dec 28	Was	W					INACTIVE						
TOTALS			0/0	0	0	0	0.0	0.0	0	0	0	0	0



25 CB

TARELL BROWN

(TUH-rell)

Ht: 5–10 **Wt:** 193 **Born:** 1/6/85
College: Texas
Exp: 3rd Year (D–5 in '07)
Career Games/Starts: 24/1

A fifth–round pick in 2007, Brown saw increased action at nickel back in 2008, while serving as a standout on special teams (16 tackles). By year's end he had earned the team's Thomas Herrion Award, given annually to the rookie or first–year player who best exemplifies the spirit of Herrion.

TRANSACTIONS: Originally a fifth–round (147th pick overall) draft choice by SF in 2007.

GOLDMINE:

- At the age of 9, Brown's mother was killed as she was getting into her car to go to work early one morning. Following his mother's death, Brown moved in with his father, Robert, who not only saw football as an escape for his son, but also as an opportunity for him to earn a scholarship and a solid education. Just prior to the NFL Draft, his father died of a heart attack on Valentine's Day. After recording his first career INT in 2008 against the Lions, Brown sent the ball to his family home in Mesquite, TX, to put a proper inscription on it in dedication to his late parents.

AWARDS & HONORS:

2007: Thomas Herrion Award

2008:

- Saw action at nickel back due to injuries to CB Shawntae Spencer (knee) and CB Donald Strickland (knee) vs. Det. (9/21) and registered his first career INT.
- Made first career start at Arz. (11/10) as the nickel DB.
- Sealed a 49ers victory at StL (12/21) by intercepting a QB Marc Bulger pass on the 49ers 38–yd. line with 0:22 left.

PERSONAL:

- Attended North Mesquite (TX) HS, where he was a 3–year starter at CB and two–year starter at RB. Rushed for 3,011 yds. and 42 TDs in his final 2 seasons, receiving an invitation to play in the 2003 U.S. Army All–American Game.
- As a senior, gained 1,885 yds. with 28 TDs on 182 carries (10.4 avg.) and caught 10 passes for 281 yds. with 2 scores. Also threw a 26–yd. TD pass.
- A 2–year letter–winner in track (100m, sprint and mile relays) and a sophomore starter at guard in basketball.
- Born Tarell Lameek Brown (1/6/85) in New York City, NY. Resides in Mesquite, TX.

BROWN'S NFL STATISTICS

				TACKLES					INTERCEPTIONS					FUMBLES		
YEAR	TEAM	GP	GS	TOT	SOL	AST	SACKS	YDS	INT	YDS	LG	TD	PD	FF	FR	YDS
2007	SF	9	0	0	0	0	0.0	0.0	0	0	0	0	0	0	0	0
2008	SF	15	1	15	14	1	0.0	0.0	2	1	1	0	3	0	0	0
TOTALS		24	1	15	14	1	0.0	0.0	2	1	1	0	3	0	0	0

Additional Statistics:
Special Teams Tackles – 20: 2007 (4), 2008 (16)

BROWN'S GAME-BY-GAME

2007

Date	Opp	W/L	P/S	Tot	Sol	Ast	Sk	Yds	Int	Yds	PD	FF	FR
Sep 10	Arz	W	1/0	0	0	0	0.0	0.0	0	0	0	0	0
Sep 16	at StL	W	1/0	0	0	0	0.0	0.0	0	0	0	0	0
Sep 23	at Pit	L	1/0	0	0	0	0.0	0.0	0	0	0	0	0
Sep 30	Sea	L				INACTIVE (Hamstring)							
Oct 7	Bal	L				INACTIVE							
Oct 21	at NYG	L				INACTIVE							
Oct 28	NO	L				INACTIVE							
Nov 4	at Atl	L	1/0	0	0	0	0.0	0.0	0	0	0	0	0
Nov 12	at Sea	L				INACTIVE							
Nov 18	StL	L				INACTIVE							
Nov 25	at Arz	W				INACTIVE							
Dec 2	at Car	L	1/0	0	0	0	0.0	0.0	0	0	0	0	0
Dec 9	Min	L	1/0	0	0	0	0.0	0.0	0	0	0	0	0
Dec 15	Cin	W	1/0	0	0	0	0.0	0.0	0	0	0	0	0
Dec 23	TB	W	1/0	0	0	0	0.0	0.0	0	0	0	0	0
Dec 30	at Cle	L	1/0	0	0	0	0.0	0.0	0	0	0	0	0
TOTALS			9/0	0	0	0	0.0	0.0	0	0	0	0	0

2008

Date	Opp	W/L	P/S	Tot	Sol	Ast	Sk	Yds	Int	Yds	PD	FF	FR
Sep 7	Arz	L				INACTIVE							
Sep 14	at Sea	W	1/0	0	0	0	0.0	0.0	0	0	0	0	0
Sep 21	Det	W	1/0	1	1	0	0.0	0.0	1	1	1	0	0
Sep 28	at NO	L	1/0	0	0	0	0.0	0.0	0	0	0	0	0
Oct 5	NE	L	1/0	0	0	0	0.0	0.0	0	0	0	0	0
Oct 12	Phi	L	1/0	2	2	0	0.0	0.0	0	0	1	0	0
Oct 19	at NYG	L	1/0	2	2	0	0.0	0.0	0	0	0	0	0
Oct 26	Sea	L	1/0	2	2	0	0.0	0.0	0	0	0	0	0
Nov 10	at Arz	L	1/1	6	5	1	0.0	0.0	0	0	0	0	0
Nov 16	StL	W	1/0	0	0	0	0.0	0.0	0	0	0	0	0
Nov 24	at Dal	L	1/0	0	0	0	0.0	0.0	0	0	0	0	0
Nov 31	at Buf	W	1/0	0	0	0	0.0	0.0	0	0	0	0	0
Dec 7	NYJ	W	1/0	0	0	0	0.0	0.0	0	0	0	0	0
Dec 14	at Mia	L	1/0	0	0	0	0.0	0.0	0	0	0	0	0
Dec 21	at StL	W	1/0	2	2	0	0.0	0.0	1	0	1	0	0
Dec 28	Was	W	1/0	0	0	0	0.0	0.0	0	0	0	0	0
TOTALS			15/1	15	14	1	0.0	0.0	2	1	3	0	0

88 WR



ISAAC BRUCE

Ht: 6–0 **Wt:** 188 **Born:** 11/10/72
College: Memphis
Exp: 16th Year (FA in '08)
Career Games/Starts: 213/194

One of the most productive receivers in NFL history, Isaac Bruce continues to reach new heights as he enters his second year with the 49ers. A four–time Pro Bowler in 14 seasons with the St. Louis Rams, he is known for his precise route–running and tireless work ethic. Bruce ranks among the NFL's all–time leaders in several statistical categories. He enters the 2009 season ranked 2nd in career receiving yds. (14,934), 5th in career recepts. (1,003) and 9th in career TDs (91). Bruce led the 49ers with 835 receiving yds., 61 recepts. and 7 TD catches in 2008, marking the 11th time he has posted at least 800 receiving yds. in a single season.

TRANSACTIONS: Originally the first of two second–round (33rd pick overall) draft choices by the Los Angeles Rams in 1994…Waived by StL on 2/28/08…Signed by SF as a free agent on 3/4/08.

GOLDMINE:

- A deeply religious person, Bruce is nicknamed "The Reverend" because he wishes to become one after his playing days. When not studying his playbook or running picture–perfect routes on the practice field, Bruce can be found at his locker reading the Bible.
- The future Hall of Fame receiver makes his presence felt in the community as well. He was named a 2009 finalist for the NFLPA's highest honor for community service after volunteering his time to numerous "Community Tuesday" events for the 49ers. While with the Rams, Bruce had earned numerous awards for his community outreach, including the Rams Sprint Good Sport/Man of the Year, Rams True Value Man of the Year and the Carroll Rosenblaum Award.

AWARDS & HONORS:

1995: AP All–Pro, NFC Offensive Player of the Week (Wk 7), NFC Special Teams Player of the Week (Wk 7)
1996: NFC Pro Bowl, AP All–Pro
1999: NFC Pro Bowl, AP All–Pro, NFC Offensive Player of the Week (Wk 5)
2000: NFC Pro Bowl
2001: NFC Pro Bowl
2002: NFC Offensive Player of the Week (Wk 10)
2008: Len Eshmont Award

CAREER HIGHLIGHTS:

- The four–time Pro Bowler enters 2009 ranked 2nd in career receiving yds. (14,934), 5th in career recepts. (1,003) and 9th in career TDs (91) in NFL history.
- Has recorded 42 100–yd. receiving games and 3 200–yd. receiving games during his career.
- Established career–highs in 1995 with 119 catches, 1,781 receiving yds. and 13 TDs. His 1,781 receiving yds. in a single season rank 2nd all–time behind Jerry Rice's 1,848 (1995). Became first player in NFL history to record 3 consecutive games with at least 170 receiving yds. (181, 191, 173).

BRUCE VS. THE NFL

OPP	GMS	REC	YDS	AVG/ REC	AVG/ GM	LG	TD
Arizona	15	54	837	15.5	55.8	49	6
Atlanta	17	75	1,314	17.5	77.3	66	11
Baltimore	3	21	334	15.9	111.3	55	2
Buffalo	3	17	261	15.4	87.0	38	2
Carolina	15	65	816	12.6	54.4	47	4
Chicago	7	38	518	13.6	74.0	33	1
Cincinnati	3	10	192	19.2	64.0	60	0
Cleveland	3	13	145	11.2	48.3	22	2
Dallas	4	13	209	16.1	52.3	34	2
Denver	5	16	204	12.8	40.8	34	0
Detroit	5	17	219	12.9	43.8	33	2
Green Bay	8	39	557	14.3	69.6	56	3
Houston	1	4	94	23.5	94.0	43	1
Indianapolis	2	13	256	19.7	128.0	72	2
Jacksonville	1	2	30	15.0	30.0	16	0
Kansas City	5	22	343	15.6	68.6	51	4
Miami	5	36	487	13.5	97.4	36	1
Minnesota	5	30	447	14.9	89.4	80	2
New England	3	14	238	17.2	79.3	38	3
New Orleans	16	88	1,513	17.2	94.6	70	13
New York Giants	7	30	428	14.3	61.1	34	2
New York Jets	5	24	324	13.5	64.8	30	3
Oakland/L.A.	3	12	176	14.7	58.7	41	1
Philadelphia	7	30	410	13.7	58.6	28	2
Pittsburgh	3	17	268	15.8	89.3	30	1
San Diego	4	25	448	17.9	112.0	53	5
San Francisco	26	128	1,925	15.0	74.0	78	10
St. Louis	2	8	81	10.1	40.5	21	1
Seattle	15	69	1,015	14.7	67.7	63	3
Tampa Bay	5	14	177	12.6	35.4	42	0
Tennessee	2	7	64	9.1	32.0	21	1
Washington	8	52	614	11.8	76.8	43	1

2008 (San Francisco):

- Led the team with 61 recepts., 835 receiving yds. and 7 TDs, earning the team's coveted Len Eshmont Award in his first year with the 49ers.
- Caught 4 passes for 153 yds. at Sea. (9/14), marking the most receiving yds. of any 49ers player since TE Eric Johnson had 162 yds. receiving vs. Arz. (10/10/04). His 38.3 avg. yds. per recept. marked the 2nd–highest in 49ers history for a single game when considering receivers who caught at least 4 passes in a contest.
- Played in the 200th game of his career when he started vs. Det. (9/21) and scored his first TD as a member of the 49ers on a 6–yd. pass from QB J.T. O'Sullivan.
- Posted 2 TD catches vs. NE (10/6), marking his 13th career multi–TD game.
- Recorded his 42nd career 100–yd. game after finishing with 8 recepts. for 125 yds. at Dal. (11/23), which included an 18–yd. TD pass in the 4th qtr.
- Established two career milestones on his return to StL (12/21) after recording 7 catches for 61 yds. and a TD.

MOST CAREER RECEIVING YDS. – NFL HISTORY

	PLAYER	REC	YDS
1.	Jerry Rice (1985–2004)	1,549	22,895
2.	**Isaac Bruce (1994-Present)**	**1,003**	**14,944**
3.	Tim Brown (1988–2004)	1,094	14,934

He became the fifth player in NFL history to record 1,000 career catches, and moved past WR Tim Brown (14,394) into 2nd place on the all–time receiving yds. list.

PERSONAL:

- All–city selection at Dillard (FL) HS and led team to 1989 Florida State 5A Championship, finishing season with 39 catches for 644 yds.
- Won 2006 National Sportsmanship Award.
- Graduated from University of Memphis during 2003 offseason.
- Is the 13th of 15 children.
- Born Isaac Isidore Bruce (11/10/72) in Ft. Lauderdale, FL.

BRUCE'S NFL STATISTICS

				RECEIVING					RUSHING				
YEAR	TEAM	GP	GS	NO	YDS	AVG	LG	TD	ATT	YDS	AVG	LG	TD
1994	LAN	12	0	21	272	13.0	34t	3	1	2	2.0	2	0
1995	STL	16	16	119	1,781	15.0	72	13	3	17	5.7	12	0
1996	STL	16	16	84	1,338	15.9	70	7	1	4	4.0	4	0
1997	STL	12	12	56	815	14.6	59	5	0	0	0.0	0	0
1998	STL	5	5	32	457	14.3	80t	1	1	30	30.0	30	0
1999	STL	16	16	77	1,165	15.1	60	12	5	32	6.4	11	0
2000	STL	16	16	87	1,471	16.9	78t	9	1	11	11.0	11	0
2001	STL	16	16	64	1,106	17.3	51t	6	4	23	5.8	10	0
2002	STL	16	16	79	1,075	13.6	34t	7	3	18	6.0	13	0
2003	STL	15	15	69	981	14.2	41	5	2	17	8.5	14	0
2004	STL	16	16	89	1,292	14.5	56	6	0	0	0.0	0	0
2005	STL	11	10	36	525	14.6	46t	3	0	0	0.0	0	0
2006	STL	16	13	74	1,098	14.8	45	3	0	0	0.0	0	0
2007	STL	14	12	55	733	13.3	37	4	2	–4	–2.0	–1	0
2008	SF	16	15	61	835	13.7	63	7	1	–3	–3.0	–3	0
TOTALS		**213**	**194**	**1,003**	**14,944**	**14.9**	**80t**	**91**	**24**	**147**	**6.1**	**30**	**0**

BRUCE'S NFL POSTSEASON STATISTICS

				RECEIVING					RUSHING				
YEAR	TEAM	GP	GS	NO	YDS	AVG	LG	TD	ATT	YDS	AVG	LG	TD
1999	STL	3	3	13	317	24.4	77t	2	0	0	0.0	0	0
2000	STL	1	1	7	127	18.1	29	1	0	0	0.0	0	0
2001	STL	3	3	14	159	11.4	22	1	0	0	0.0	0	0
2003	STL	1	1	7	116	26.6	26	0	0	0	0.0	0	0
2004	STL	1	1	3	40	13.3	21	0	0	0	0.0	0	0
TOTALS		**9**	**9**	**44**	**759**	**17.3**	**77t**	**4**	**0**	**0**	**0.0**	**0**	**0**

Additional Statistics:

Special Teams Tackles – 1: 1994 (1)
Passing – 3 for 6, 81 yds.: 1996 (1 for 1, 15 yds.), 2003 (2 for 2, 66 yds.), 2004 (0 for 2), 2006 (0 for 1)
Punt Returns – 1 for 52 yds.: 1995 (1 for 52 yds.)
2-Point Conversions – 2: 1995 (1), 1999 (1)
Fumbles-Lost – 15-10: 2–1 in 1995, 1–1 in 1996, 1–0 in 1997, 1–1 in 2000, 3–1 in 2001, 2–2 in 2002, 5–4 in 2004

Bruce's Career Highs

Receptions: 15 vs. Mia. (12/24/95)
Receiving Yards: 233 at Atl. (11/2/97)
Long Reception: 80t vs. Min. (9/13/98)
Touchdown Receptions: 4 vs. SF (10/10/99)
100-yd Rec Games – 42: Last at Dal. (11/23/08), 125 yds
200-yd. Rec Games – 3: Last at Atl. (11/2/97), 233 yds

Bruce's Postseason Career Highs

Receptions: 7 (2 times) Last vs. Car. (1/10/04)
Receiving Yards: 162 vs. Ten., Super Bowl XXXIV (1/30/00)
Long Reception: 77t vs. Min. (1/16/00)
Touchdowns: 1 (4 times) Last vs. Car. (1/10/04)

BRUCE'S GAME-BY-GAME

1994 (Los Angeles Rams)

Date	Opp	W/L	P/S	Rec	Yds	Avg	Lg	TD
Sep 4	Arz	W	1/0	0	0	0.0	0	0
Sep 11	at Atl	L	1/0	2	37	18.5	34t	1
Sep 18	SF	L	1/0	2	24	12.0	17	0
Sep 25	at KC	W	1/0	1	12	12.0	12	0
Oct 2	Atl	L	1/0	1	16	16.0	16	0
Oct 9	at GB	L	1/0	2	21	10.5	16	0
Oct 16	NYG	W	1/0	1	19	19.0	19t	1
Oct 23	at NO	L	1/0	3	44	14.7	19t	1
Nov 6	Den	W	1/0	2	20	10.0	13	0
Nov 13	RAI	L	1/0	4	48	12.0	14	0
Nov 20	at SF	L	1/0	2	18	9.0	10	0
Nov 27	at SD	L	1/0	1	13	13.0	13	0
Dec 4	NO	L	INACTIVE (Knee)					
			Placed on Injured Reserve List on 12/9					
TOTALS			12/0	21	272	13.0	34t	3

1995 (St. Louis)

Date	Opp	W/L	P/S	Rec	Yds	Avg	Lg	TD
Sep 3	at GB	W	1/1	4	55	13.8	23t	1
Sep 10	NO	W	1/1	3	50	16.7	33t	1
Sep 17	at Car	W	1/1	5	100	20.0	37	0
Sep 24	Chi	W	1/1	6	83	13.8	23	0
Oct 1	at Ind	L	1/1	8	181	22.6	72	2
Oct 12	Atl	W	1/1	10	191	19.1	59t	2
Oct 22	SF	L	1/1	9	173	19.2	53	0
Oct 29	at Phi	L	1/1	9	105	11.7	26	1
Nov 5	at NO	L	1/1	8	135	16.9	55t	1
Nov 12	Car	W	1/1	9	110	12.2	26	1
Nov 19	at Atl	L	1/1	7	91	13.0	21	0
Nov 26	at SF	L	1/1	2	24	12.0	21t	1
Dec 3	at NYJ	W	1/1	6	69	11.5	26	2
Dec 10	Buf	L	1/1	9	136	15.1	38	0
Dec 17	Was	L	1/1	9	68	7.6	15	0
Dec 24	Mia	L	1/1	15	210	14.0	31	1
TOTALS			16/16	119	1,781	15.0	72	13

1996 (St. Louis)

Date	Opp	W/L	P/S	Rec	Yds	Avg	Lg	TD
Sep 1	Cin	W	1/1	4	40	10.0	18	0
Sep 8	at SF	L	1/1	4	52	13.0	22	0
Sep 22	Was	L	1/1	11	136	12.4	19	0
Sep 29	at Ari	L	1/1	4	117	29.3	49t	2
Oct 6	SF	L	1/1	4	56	14.0	25	0
Oct 13	at Car	L	1/1	3	34	11.3	18	0
Oct 20	Jac	W	1/1	2	30	15.0	16	0
Oct 27	at Bal	L	1/1	11	229	20.8	55	1
Nov 3	at Pit	L	1/1	7	108	15.4	30	0
Nov 10	Atl	W	1/1	5	91	18.2	23	1
Nov 17	Car	L	1/1	4	59	14.8	37	0
Nov 24	GB	L	1/1	6	53	8.8	17	1
Dec 1	at NO	W	1/1	4	112	28.0	70	1
Dec 8	at Chi	L	1/1	6	87	14.5	32	0
Dec 15	at Atl	W	1/1	2	37	18.5	29	0
Dec 21	NO	W	1/1	7	97	13.9	22t	1
TOTALS			16/16	84	1,338	15.9	70	7

1997 (St. Louis)

Date	Opp	W/L	P/S	Rec	Yds	Avg	Lg	TD
Aug 31	NO	W	INACTIVE (Hamstring)					
Sep 7	SF	L	INACTIVE (Hamstring)					
Sep 14	at Den	L	1/1	0	0	0.0	0	0
Sep 21	NYG	W	INACTIVE (Hamstring)					
Sep 28	at Oak	L	INACTIVE (Hamstring)					
Oct 12	at SF	L	1/1	2	14	7.0	12	0
Oct 19	Sea	L	1/1	6	68	11.3	32	0
Oct 26	KC	L	1/1	5	94	18.8	51	1
Nov 2	at Atl	L	1/1	10	233	23.3	59	2
Nov 9	at GB	L	1/1	3	34	11.3	13	0
Nov 16	Atl	L	1/1	3	50	16.7	26	0
Nov 23	Car	L	1/1	5	48	9.6	17	0
Nov 30	at Was	W	1/1	5	41	8.2	12	0
Dec 7	at NO	W	1/1	9	144	16.0	38	2
Dec 14	Chi	L	1/1	3	46	15.3	25	0
Dec 20	at Car	W	1/1	5	43	8.6	19	0
TOTALS			12/12	56	815	14.6	59	5

1998 (St. Louis)

Date	Opp	W/L	P/S	Rec	Yds	Avg	Lg	TD
Sep 6	NO	L	1/1	10	131	13.1	24	0
Sep 13	Min	L	1/1	11	192	17.5	80t	1
Sep 20	at Buf	W	INACTIVE (Hamstring)					
Sep 27	Arz	L	INACTIVE (Hamstring)					
Oct 11	NYJ	W	1/1	5	62	12.4	30	0
Oct 18	at Mia	L	1/1	6	72	12.0	19	0
Oct 25	SF	L	1/1	0	0	0.0	0	0
Nov 1	at Atl	L	INACTIVE (Hamstring)					
Nov 8	at Chi	W	INACTIVE (Hamstring)					
Nov 15	at NO	L	INACTIVE (Hamstring)					
Nov 22	Car	L	INACTIVE (Hamstring)					
Nov 29	Atl	L	INACTIVE (Hamstring)					
Dec 3	at Phi	L	INACTIVE (Hamstring)					
			Placed on Injured Reserve List on 12/7					
TOTALS			5/5	32	457	14.3	80t	1

1999 (St. Louis)

Date	Opp	W/L	P/S	Rec	Yds	Avg	Lg	TD
Sep 12	Bal	W	1/1	8	92	11.5	21	1
Sep 26	Atl	W	1/1	3	68	22.7	46t	1
Oct 3	at Cin	W	1/1	6	152	25.3	60	0
Oct 10	SF	W	1/1	5	134	26.8	45t	4
Oct 17	at Atl	W	1/1	6	48	8.0	13	1
Oct 24	Cle	W	1/1	4	44	11.0	18	1
Oct 31	at Ten	L	1/1	6	53	8.8	21	1
Nov 7	at Det	L	1/1	2	34	17.0	18	0
Nov 14	Car	W	1/1	5	69	13.8	22t	1
Nov 21	at SF	W	1/1	11	93	8.5	19	1
Nov 28	NO	W	1/1	5	81	16.2	33	0
Dec 5	at Car	W	1/1	6	111	18.5	47	0
Dec 12	at NO	W	1/1	4	102	25.5	34	0
Dec 19	NYG	W	1/1	2	39	19.5	31	0
Dec 26	Chi	W	1/1	4	45	11.3	23	1
Jan 2	at Phi	L	1/1	0	0	0.0	0	0
TOTALS			16/16	77	1,165	15.1	60	12

BRUCE'S GAME-BY-GAME

1999 Postseason (St. Louis)

Date	Opp	W/L	P/S	Rec	Yds	Avg	Lg	TD
Jan 16	Min	W	1/1	4	133	33.3	77t	1
Jan 23	TB	W	1/1	3	22	7.3	9	0
Jan 30	at Ten	W	1/1	6	162	27.0	73t	1
TOTALS			**3/3**	**13**	**317**	**24.4**	**77t**	**2**

2000 (St. Louis)

Date	Opp	W/L	P/S	Rec	Yds	Avg	Lg	TD
Sep 4	Den	W	1/1	4	60	15.0	25	0
Sep 10	at Sea	W	1/1	6	97	16.2	50	0
Sep 17	SF	W	1/1	8	188	23.5	78t	1
Sep 24	at Atl	W	1/1	3	92	30.7	66t	2
Oct 1	SD	W	1/1	9	167	18.6	53	2
Oct 15	Atl	W	1/1	3	88	29.3	47	0
Oct 22	at KC	L	1/1	8	129	16.1	42	2
Oct 29	at SF	W	1/1	8	129	16.1	36	0
Nov 5	Car	L	1/1	7	69	9.9	16	1
Nov 12	at NYG	W	1/1	4	75	18.8	34t	1
Nov 20	Was	L	1/1	5	91	18.2	32	0
Nov 26	NO	L	1/1	4	59	14.8	33	0
Dec 3	at Car	L	1/1	6	74	12.3	20	0
Dec 10	Min	W	1/1	7	74	10.6	16	0
Dec 18	at TB	L	1/1	3	36	12.0	17	0
Dec 24	at NO	W	1/1	2	43	21.5	22	0
TOTALS			**16/16**	**87**	**1,471**	**16.9**	**78t**	**9**

2000 Postseason (St. Louis)

Date	Opp	W/L	P/S	Rec	Yds	Avg	Lg	TD
Dec 30	at NO	L	1/1	7	127	18.1	29	1
TOTALS			**1/1**	**7**	**127**	**18.1**	**29**	**1**

2001 (St. Louis)

Date	Opp	W/L	P/S	Rec	Yds	Avg	Lg	TD
Sep 9	at Phi	W	1/1	4	89	22.3	27	0
Sep 23	at SF	W	1/1	8	144	18.0	39t	1
Sep 30	Mia	W	1/1	3	36	12.0	17	0
Oct 8	at Det	W	1/1	6	66	11.0	18	0
Oct 14	NYG	W	1/1	4	49	12.3	18	0
Oct 21	at NYJ	W	1/1	2	37	18.5	22	0
Oct 28	NO	L	1/1	7	179	25.6	51t	1
Nov 11	Car	W	1/1	2	39	19.5	26t	1
Nov 18	at NE	W	1/1	7	130	18.6	38	0
Nov 26	TB	L	1/1	3	73	24.3	42	0
Dec 2	at Atl	W	1/1	3	47	15.7	21	0
Dec 9	SF	W	1/1	3	44	14.7	24	0
Dec 17	at NO	W	1/1	5	86	17.2	40t	3
Dec 23	at Car	W	1/1	1	7	7.0	7	0
Dec 30	Ind	W	1/1	5	75	15.0	28	0
Jan 6	Atl	W	1/1	1	5	5.0	5	0
TOTALS			**16/16**	**64**	**1,106**	**17.3**	**51t**	**6**

2001 Postseason (St. Louis)

Date	Opp	W/L	P/S	Rec	Yds	Avg	Lg	TD
Jan 20	GB	W	1/1	1	19	19.0	19	0
Jan 27	Phi	W	1/1	8	84	10.5	17	1
Feb 3	at NE	L	1/1	5	56	11.2	22	0
TOTALS			**3/3**	**14**	**159**	**11.4**	**22**	**1**

2002 (St. Louis)

Date	Opp	W/L	P/S	Rec	Yds	Avg	Lg	TD
Sep 8	at Den	L	1/1	5	60	12.0	27	0
Sep 15	NYG	L	1/1	8	79	9.9	14	0
Sep 23	at TB	L	1/1	4	43	10.8	22	0
Sep 29	Dal	L	1/1	3	52	17.3	21t	1
Oct 6	at SF	L	1/1	4	32	8.0	15	0
Oct 13	Oak	W	1/1	5	70	14.0	17	1
Oct 20	Sea	W	1/1	4	63	15.8	22	0
Nov 3	at Arz	W	1/1	3	31	10.3	11	0
Nov 10	SD	W	1/1	10	163	16.3	34t	3
Nov 18	Chi	W	1/1	6	141	23.5	33	0
Nov 24	at Was	L	1/1	7	89	12.7	30	0
Dec 1	at Phi	L	1/1	5	74	14.8	28	0
Dec 8	at KC	L	1/1	5	47	9.4	12	1
Dec 15	Arz	W	1/1	2	29	14.5	24	0
Dec 22	at Sea	L	1/1	4	49	12.3	18	0
Dec 30	SF	W	1/1	4	53	13.3	26t	1
TOTALS			**16/16**	**79**	**1,075**	**13.6**	**34t**	**7**

2003 (St. Louis)

Date	Opp	W/L	P/S	Rec	Yds	Avg	Lg	TD
Sep 7	at NYG	L	1/1	8	120	15.0	21	0
Sep 15	SF	W	1/1	6	63	10.5	26	0
Sep 21	at Sea	L	1/1	5	69	13.8	28	1
Sep 28	Arz	W	1/1	4	58	14.5	22	0
Oct 13	Atl	W	1/1	4	87	21.8	33	0
Oct 19	GB	W	1/1	9	129	14.3	26	0
Oct 26	at Pit	W	1/1	3	73	24.3	29	0
Nov 2	at SF	L	1/1	4	93	23.3	41	0
Nov 9	Bal	W	1/1	2	13	6.5	8	0
Nov 16	at Chi	W	1/1	9	54	6.0	16	0
Nov 23	at Arz	W	1/1	7	99	14.1	20	1
Nov 30	Min	W	1/1	3	49	16.3	25	1
Dec 8	at Cle	W	1/1	3	31	10.3	16t	1
Dec 14	Sea	W	1/1	2	43	21.5	25	1
Dec 21	Cin	W	INACTIVE (Ankle)					
Dec 27	at Det	L	1/1	0	0	0.0	0	0
TOTALS			**15/15**	**69**	**981**	**14.2**	**41**	**5**

2003 Postseason (St. Louis)

Date	Opp	W/L	P/S	Rec	Yds	Avg	Lg	TD
Jan 10	Car	L	1/1	7	116	16.6	26	0
TOTALS			**1/1**	**7**	**116**	**26.6**	**26**	**0**

2004 (St. Louis)

Date	Opp	W/L	P/S	Rec	Yds	Avg	Lg	TD
Sep 12	Arz	W	1/1	9	112	12.4	19	1
Sep 19	at Atl	L	1/1	8	102	12.8	29	0
Sep 26	NO	L	1/1	8	134	16.8	26	0
Oct 3	at SF	W	1/1	7	100	14.3	29	0
Oct 10	at Sea	W	1/1	6	78	13.0	27	0
Oct 18	TB	W	1/1	1	11	11.0	11	0
Oct 24	at Mia	L	1/1	5	98	19.6	36	0
Nov 7	NE	L	1/1	4	59	14.8	20	1
Nov 14	Sea	W	1/1	7	104	14.9	21	0
Nov 21	at Buf	L	1/1	3	58	19.3	26	1
Nov 29	at GB	L	1/1	9	170	18.9	56	1
Dec 5	SF	W	1/1	2	18	9.0	12	0
Dec 12	at Car	L	1/1	3	27	9.0	15	0
Dec 19	at Arz	L	1/1	4	37	9.3	11	0
Dec 27	Phi	W	1/1	8	98	12.3	26	1
Jan 2	NYJ	W	1/1	5	86	17.2	27t	1
TOTALS			**16/16**	**89**	**1,292**	**14.5**	**56**	**6**

BRUCE'S GAME-BY-GAME

2004 Postseason (St. Louis)

Date	Opp	W/L	P/S	Rec	Yds	Avg	Lg	TD
Jan 8	at Sea	W	1/1	3	40	13.3	21	0
Jan 15	at Atl	L	INACTIVE (Groin)					
TOTALS			**1/1**	**3**	**40**	**13.3**	**21**	**0**

2005 (St. Louis)

Date	Opp	W/L	P/S	Rec	Yds	Avg	Lg	TD
Sep 11	at SF	L	1/1	3	61	20.3	21	1
Sep 18	at Arz	W	1/1	5	64	12.8	17	0
Sep 25	Ten	W	1/1	1	11	11.0	15	0
Oct 2	at NYG	L	INACTIVE (Toe)					
Oct 9	Sea	L	INACTIVE (Toe)					
Oct 17	at Ind	L	INACTIVE (Toe)					
Oct 23	NO	W	INACTIVE (Toe)					
Oct 30	Jac	W	INACTIVE (Toe)					
Nov 13	at Sea	L	1/1	1	16	16.0	16	0
Nov 20	Arz	L	1/0	4	83	20.8	46t	1
Nov 27	at Hou	W	1/1	4	94	23.5	43t	1
Dec 4	Was	L	1/1	4	33	8.3	10	0
Dec 11	at Min	L	1/1	5	66	13.2	20	0
Dec 18	Phi	L	1/1	2	16	8.0	10	0
Dec 24	SF	L	1/1	6	73	12.2	30	0
Jan 1	at Dal	W	1/1	1	8	8.0	8	0
TOTALS			**11/10**	**36**	**525**	**14.6**	**46t**	**3**

2006 (St. Louis)

Date	Opp	W/L	P/S	Rec	Yds	Avg	Lg	TD
Sep 10	Den	W	1/1	5	64	12.8	34	0
Sep 17	at SF	L	1/1	5	77	15.4	24	0
Sep 24	at Arz	W	1/1	3	79	26.3	45	0
Oct 1	Det	W	1/1	7	100	14.3	33	1
Oct 8	at GB	W	1/1	2	23	11.5	18	0
Oct 15	Sea	L	1/0	5	45	9.0	16	0
Oct 29	at SD	L	1/1	5	105	21.0	44	0
Nov 5	KC	L	1/1	3	61	20.3	33	0
Nov 12	at Sea	L	1/1	7	66	9.4	22	0
Nov 19	at Car	L	1/1	1	6	6.0	6	0
Nov 26	SF	W	1/1	6	63	10.5	20	0
Dec 3	Arz	L	1/1	5	75	15.0	25	1
Dec 11	Chi	L	1/1	4	62	15.5	24	0
Dec 17	at Oak	W	1/0	3	58	19.3	41	0
Dec 24	Was	W	1/0	9	148	16.4	43	1
Dec 31	at Min	W	1/1	4	66	16.5	23	0
TOTALS			**16/13**	**74**	**1,098**	**14.8**	**45**	**3**

2007 (St. Louis)

Date	Opp	W/L	P/S	Rec	Yds	Avg	Lg	TD
Sep 9	Car	L	1/1	3	20	6.7	15	0
Sep 16	SF	L	1/1	8	145	18.1	37	0
Sep 23	at TB	L	1/1	3	14	4.7	11	0
Sep 30	at Dal	L	1/1	1	24	24.0	24	0
Oct 7	Arz	L	INACTIVE (Hamstring)					
Oct 14	at Bal	L	INACTIVE (Hamstring)					
Oct 21	at Sea	L	1/1	2	52	26.0	31	0
Oct 28	Cle	L	1/1	6	70	11.7	22	0
Nov 11	at NO	W	1/1	4	62	15.5	23	1
Nov 18	at SF	W	1/1	5	54	10.8	17	0
Nov 25	Sea	L	1/0	6	63	10.5	15t	1
Dec 2	Atl	W	1/1	4	31	7.8	10	1
Dec 9	at Cin	L	1/1	0	0	0.0	0	0
Dec 16	GB	L	1/0	4	72	18.0	37	0
Dec 20	Pit	L	1/1	7	87	12.4	21	1
Dec 30	at Arz	L	1/1	2	39	19.5	22	0
TOTALS			**14/12**	**55**	**733**	**13.3**	**37**	**4**

2008 (San Francisco)

Date	Opp	W/L	P/S	Rec	Yds	Avg	Lg	TD
Sep 7	Arz	L	1/1	0	0	0.0	0	0
Sep 14	at Sea	W	1/1	4	153	38.3	63	0
Sep 21	Oet	W	1/1	2	19	9.5	13	1
Sep 28	at NO	L	1/1	5	54	10.8	23	1
Oct 5	NE	L	1/1	3	49	16.3	38	2
Oct 12	Phi	L	1/0	2	28	14.0	21	0
Oct 19	at NYG	L	1/1	3	47	15.7	28	0
Oct 26	Sea	L	1/1	4	49	12.3	20	0
Nov 10	at Arz	L	1/1	2	14	7.0	12	0
Nov 16	StL	W	1/1	1	20	20.0	20	0
Nov 24	at Dal	L	1/1	8	125	15.6	34	1
Nov 31	at Buf	W	1/1	5	67	13.4	19	1
Dec 7	NYJ	W	1/1	6	70	11.7	19	0
Dec 14	at Mia	L	1/1	7	71	10.1	20	0
Dec 21	at StL	W	1/1	7	61	8.7	21	1
Dec 28	Was	W	1/1	2	8	4.0	9	0
TOTALS			**16/15**	**61**	**835**	**13.7**	**63**	**7**



33 RB

THOMAS CLAYTON

Ht: 5–11 **Wt:** 222 **Born:** 4/26/84
College: Kansas State
Exp: 1st Year (D–6 in '07)
Career Games/Starts: 0/0

A sixth–round pick by the 49ers in 2007, Thomas Clayton has provided San Francisco with depth at running back for the past two seasons. After spending all of 2007 on the 49ers' practice squad, Clayton spent the first 14 weeks of 2008 as part of that unit until being signed to the active roster for the final 2 games.

TRANSACTIONS: Originally a sixth–round (186th pick overall) draft choice by SF in 2007…Waived by SF on 09/01/09…Signed to practice squad by SF on 09/02/07…Signed by SF as a free agent on 01/14/08…Waived by SF on 08/30/08…Signed to practice squad by SF on 08/31/08…Signed by SF to 53–man roster on 12/14/08.

GOLDMINE:

- Clayton was a gym rat from the day he could walk, and started doing light weight lifting when he was 10 years old. With his father in the military, he was taught from a young age the importance of exercise.
- Enjoys rock music. Some of his other favorites are Deftones, The Cure, Glass Jaw and numerous 80s rock bands. He used to work at RFK stadium in Washington D.C. from the age of 11–16 as a vendor for football games. Clayton used the perks of his job to get in free to numerous rock concerts.

2008:

- Inactive for final 2 games of season after being signed to 53–man roster on 12/14/08.

PERSONAL:

- Was a Super Prep All–American at Mt. Vernon (VA) HS, where he was named USA Today All–USA second–team as he rushed for over 2,000 yds. as a senior and scored 26 TDs, leading Mount Vernon to 3A Division 5 title.
- Nicknamed "T–Gun" in college because of his strong build.
- Born Thomas Clayton (04/26/84) in Alexandria, VA.
- Majored in social science.

CLAYTON'S NFL STATISTICS

				RUSHING					RECEIVING				
YEAR	TEAM	GP	GS	ATT	YDS	AVG	LG	TD	NO	YDS	AVG	LG	TD
2007	SF	0	0	0	0	0.0	0	0	0	0	0.0	0	0
2008	SF	0	0	0	0	0.0	0	0	0	0	0.0	0	0
TOTALS		0	0	0	0	0.0	0	0	0	0	0.0	0	0



22 CB

NATE CLEMENTS

(KLEM-ints)

Ht: 6–0 **Wt:** 205 **Born:** 12/12/79
College: Ohio State
Exp: 9th Year (UFA in '07)
Career Games/Starts: 127/122

A resilient, physical and durable defensive back, Nate Clements has provided an impactful presence in the 49ers secondary over the past two seasons. Clements, who routinely matches up against the best receivers in the NFL, prides himself on being multi–dimensional when it comes to playing the cornerback position. He is regarded as one of the surest tacklers in the game and has consistently shown an ability to force fumbles and intercept passes. His 14 fumbles since 2004 rank tied for 1st among NFL cornerbacks and tied for 11th among all NFL players during that time span. A Pro Bowl selection in 2004, Clements ranks tied for 4th among NFL cornerbacks with 26 INTs since 2002.

TRANSACTIONS: Originally a first–round (21st pick overall) draft choice by Buf. in 2001…Signed by SF as an unrestricted free agent from Buf. on 3/2/07.

GOLDMINE:

- Nate's disciplined approach, humble manner and self–motivation stems from a strong figure in his life, his father. Nate Sr. made sure that his young, talented son was focused solely on school and football so that he could achieve his dream of attending Ohio State on a scholarship. Nate worked out at 6 a.m. before school started during his junior and senior years at Shaker Heights (OH) HS. He stayed up until midnight to finish his homework and study for the SATs after he finished football practice. Nate later became the first player inducted into his high school Hall of Fame and was a USA Today All–American at Ohio State. Nate Sr. has pushed him all the way, and still does today. After being voted to the Pro Bowl in the NFL, Nate Sr. told his son that while the All–Star game was an impressive achievement, maintaining consistency is how Nate would truly leave his mark in the league and eventually earn the ultimate honor – Hall of Fame status.
- Nate has aspirations on the golf links following his NFL playing days. "After I'm done playing football, I want to turn pro in golf. If I dedicate my time in golf like I do in football, I can definitely make it." Todd France, Clement's agent, said his client is not far from being a scratch golfer. As for Nate's own account of his game, "I have my days," he said. "Really, I am a golfer. That is what I think I am going to be doing after football. I've been golfing since I was 12. I never really had a chance to pursue it hard because football was my first love. But, whenever I get a chance, I like to go golfing."
- Since arriving in SF, Nate has been one of the most active players in the community and has taken part in the majority of the "Community Tuesday" events organized by the team. "It's definitely a personal experience for me, giving back each week. I go home with a good feeling knowing that I helped somebody who's not in the position that I'm in. I know that I'm able, so I'm willing. It's not always about giving money, it's giving time. That's what most people want, just a little bit of time."

AWARDS & HONORS:

2001: *Football News* All–Rookie Team, *Sports Illustrated* NFL Defensive Rookie of the Year
2002: AFC Defensive Player of the Week (Week 7)
2004: AFC Pro Bowl
2007: Bill Walsh Award (Co–recipient with Patrick Willis)

CAREER HIGHLIGHTS:

- A Pro Bowl selection in 2004, ranks tied for 4th among NFL cornerbacks with 26 INTs since 2002.
- His 14 FFs since 2004 rank tied for 1st among NFL CBs and tied for 11th among all NFL players during that span.
- Had a streak of 119 consecutive games started come to an end in 2008 when he was sidelined with a thumb injury vs. NYJ (12/7). It marked the only NFL game he had missed during his 8–year career.
- Has returned 5 INTs, 2 punts and 1 blocked FG att. for TDs.
- His 6 INTs in 2002 tied him for 2nd in AFC behind Oakland CB Rod Woodson (8).

2008 (San Francisco):

- Posted 7 tackles and 1 FF at Sea. (9/14). His FF on WR Billy McCullen was recovered by S Michael Lewis as the Seahawks were driving deep into 49ers territory.
- Recorded first INT of season vs. NE (10/6) off QB Matt Cassel, picking off pass at 49ers 6–yd. line in 1st qtr.
- Scored 8th career TD when he returned a blocked FG attempt 74 yds. for a score at NYG (10/19).
- Inactive vs. NYJ (12/7) with thumb injury, snapping a streak of 119 consecutive starts.

PERSONAL:

- Was a *USA Today*, *Blue Chip Illustrated* and *Super Prep* All–America selection at Shaker Heights (OH) HS, where he also was an all–state selection. Tallied 14 career INTs.
- During senior season, picked off 7 passes, returning one for a TD, and had 14 PDs. Also scored twice on kickoff returns and competed at quarterback, throwing 16 TD passes.
- Became first player inducted into high school's HOF.
- Born Nathan D. Clements (12/12/79) in Shaker Heights, OH. Married to Melissa.
- Majored in general studies.

CLEMENTS' NFL STATISTICS

				TACKLES					INTERCEPTIONS					FUMBLES		
YEAR	TEAM	GP	GS	TOT	SOL	AST	SACKS	YOS	INT	YOS	LG	TD	PD	FF	FR	YDS
2001	BUF	16	11	80	63	17	1.0	1.0	3	48	48t	1	12	3	0	0
2002	BUF	16	16	72	50	22	0.0	0.0	6	82	42	1	14	0	0	0
2003	BUF	16	16	78	60	18	0.0	0.0	3	54	54t	1	5	0	1	0
2004	BUF	16	16	87	65	22	0.5	0.0	6	77	35	1	11	5	2	0
2005	BUF	16	16	127	88	39	0.0	0.0	2	0	0	0	7	3	1	0
2006	BUF	16	16	79	60	19	0.0	0.0	3	80	58t	1	22	2	2	18
2007	SF	16	16	110	102	8	1.0	11.0	4	74	62	0	18	3	0	0
2008	SF	15	15	74	62	12	0.0	0.0	2	13	13	0	11	1	0	0
TOTALS		127	122	707	550	157	2.5	12.0	29	428	62	5	100	17	6	18

		KICKOFF RETURNS					PUNT RETURNS					
YEAR	TEAM	NO	YOS	AVG	LG	TD	NO	FC	YOS	AVG	LG	TD
2001	BUF	30	628	20.9	37	0	4	1	81	20.3	66t	1
2002	BUF	0	0	0.0	0	0	4	0	20	5.0	11	0
2003	BUF	0	0	0.0	0	0	14	11	137	9.8	35	0
2004	BUF	1	14	14.0	14	0	35	10	327	9.3	86t	1
2005	BUF	0	0	0.0	0	0	8	3	52	6.5	13	0
2006	BUF	0	0	0.0	0	0	0	0	0	0.0	0	0
2007	SF	0	0	0.0	0	0	7	0	115	16.4	41	0
2008	SF	0	0	0.0	0	0	6	0	46	7.7	16	0
TOTALS		31	642	20.7	37	0	72	25	732	10.2	86t	2

Additional Statistics:

Special Teams Tackles – 6: 2001 (2), 2002 (4)
Blocked Kick – 1: 2007 at Cle. (12/30)
TDs – 8: 2001 [48–yd. INT return at Ind., 9/23/01 (QB Peyton Manning)], [66–yd. punt return vs. Ind., 11/4/01], 2002 [29–yd. INT return at Mia., 10/20/02 (QB Ray Lucas)], 2003 [54–yd. INT return at Mia., 9/21/03 (QB Jay Fiedler)], 2004 [86–yd. punt return vs. StL, 11/21/04], 2005 [30–yd. INT return vs. Pit., 1/2/05 (QB Tommy Maddox)], 2006 [58–yd. INT return at NYJ, 12/10/06 (QB Chad Pennington)], 2008 [74–yd. return of blocked FG attempt at NYG, 10/19/08)].

Clements' Career Highs

Total Tackles: 13 (2 times) Last at Sea. (11/12/07)
Solo: 11 at Sea. (11/12/07)
Assists: 5 (3 times) Last vs. Mia. (10/9/05)
Passes Defensed: 4 vs. Cin. (12/29/02)
Interceptions: 3 at Mia. (10/20/02)
Interception Yards: 62 vs. TB (12/23/07)
Long Interception Returns: 62 vs. TB (12/23/07)
Interception Returns for TDs: 1 (5 times) Last at NYJ (12/10/06)
Sacks: 1 (2 times) Last at StL (9/16/07)
Forced Fumbles: 2 (2 times) Last vs. Pit. (1/2/05)
Fumble Recoveries: 1 (6 times) Last at Hou. (11/19/06)

CLEMENTS' GAME-BY-GAME

2001 (Buffalo)

Date	Opp	W/L	P/S	Tot	Sol	Ast	Sk	Int	Yds	TD	PD	FF	FR
Sep 9	NO	L	1/0	1	1	0	0.0	0	0	0	0	0	0
Sep 23	at Ind	L	1/0	3	0	3	0.0	1	48	1	0	0	0
Sep 30	Pit	L	1/0	2	2	0	0.0	0	0	0	0	0	0
Oct 7	NYJ	L	1/0	4	4	0	0.0	0	0	0	1	0	0
Oct 18	at Jac	W	1/1	4	2	2	0.0	0	0	0	2	0	0
oct 28	at SD	L	1/1	8	7	1	0.0	0	0	0	2	0	0
Nov 4	Ind	L	1/1	4	3	1	0.0	0	0	0	1	0	0
Nov 11	at NE	L	1/0	3	3	0	0.0	0	0	0	0	0	0
Nov 18	Sea	L	1/1	10	8	2	0.0	0	0	0	1	0	0
Nov 25	Mia	L	1/1	4	4	0	0.0	0	0	0	0	1	0
Dec 2	at SF	L	1/1	8	7	1	0.0	0	0	0	1	0	0
Dec 9	Car	W	1/1	7	4	3	0.0	0	0	0	0	2	0
Dec 16	NE	L	1/1	4	4	0	1.0	0	0	0	0	0	0
Dec 23	at Atl	L	1/1	11	10	0	0.0	1	0	0	2	0	0
Dec 30	at NYJ	W	1/1	4	3	1	0.0	1	0	0	2	0	0
Jan 6	at Mia	L	1/1	3	1	2	0.0	0	0	0	0	0	0
TOTALS		16/11		80	63	17	1.0	3	48	1	12	3	0

2002 (Buffalo)

Date	Opp	W/L	P/S	Tot	Sol	Ast	Sk	Int	Yds	TD	PD	FF	FR
Sep 8	NYJ	L	1/1	3	1	2	0.0	0	0	0	0	0	0
Sep 15	at Min	W	1/1	7	5	2	0.0	0	0	0	2	0	0
Sep 22	at Den	L	1/1	2	2	0	0.0	0	0	0	1	0	0
Sep 29	Chi	W	1/1	3	2	1	0.0	0	0	0	0	0	0
Oct 6	Oak	L	1/1	4	3	1	0.0	0	0	0	1	0	0
Oct 13	at Hou	W	1/1	2	1	1	0.0	0	0	0	1	0	0
Oct 20	at Mia	W	1/1	3	3	0	0.0	3	39	1	1	0	0
Oct 27	Oet	W	1/1	3	3	0	0.0	0	0	0	0	0	0
Nov 3	NE	L	1/1	2	1	1	0.0	0	0	0	0	0	0
Nov 17	at KC	L	1/1	2	1	1	0.0	0	0	0	0	0	0
Nov 24	at NYJ	L	1/1	9	7	2	0.0	0	0	0	1	0	0
Dec 1	MIA	W	1/1	6	4	2	0.0	1	1	0	1	0	0
Dec 8	at NE	L	1/1	4	1	3	0.0	0	0	0	1	0	0
Dec 15	SO	W	1/1	8	6	2	0.0	0	0	0	0	0	0
Dec 22	at GB	L	1/1	5	4	1	0.0	1	0	0	1	0	0
Dec 29	Cin	W	1/1	9	6	3	0.0	1	42	0	4	0	0
TOTALS		16/16		72	50	22	0.0	6	82	1	14	0	0

CLEMENTS' GAME-BY-GAME

2003 (Buffalo)

Date	Opp	W/L	P/S	Tot	Sol	Ast	Sk	Int	Yds	TD	PD	FF	FR
Sep 7	NE	W	1/1	1	1	0	0.0	1	0	0	1	0	0
Sep 14	at Jac	W	1/1	5	5	0	0.0	0	0	0	0	0	0
Sep 21	at Mia	L	1/1	4	4	0	0.0	2	54	1	0	0	0
Sep 28	Phi	L	1/1	5	5	0	0.0	0	0	0	0	0	0
Oct 5	Cin	W	1/1	8	7	1	0.0	0	0	0	1	0	0
Oct 12	at NYJ	L	1/1	2	2	0	0.0	0	0	0	1	0	0
Oct 19	Was	W	1/1	5	3	2	0.0	0	0	0	0	0	0
Oct 26	at KC	L	1/1	2	2	0	0.0	0	0	0	1	0	0
Nov 9	at Dal	L	1/1	8	7	1	0.0	0	0	0	0	0	0
Nov 16	Hou	L	1/1	5	3	2	0.0	0	0	0	0	0	0
Nov 23	Ind	L	1/1	10	5	5	0.0	0	0	0	0	0	0
Nov 30	at NYG	W	1/1	3	1	2	0.0	0	0	0	0	0	1
Dec 7	NYJ	W	1/1	6	5	1	0.0	0	0	0	0	0	0
Dec 14	at Ten	L	1/1	4	3	1	0.0	0	0	0	0	0	0
Dec 21	Mia	L	1/1	6	5	1	0.0	0	0	0	1	0	0
Dec 27	at NE	L	1/1	4	2	2	0.0	0	0	0	0	0	0
TOTALS			16/16	78	60	18	0.0	3	54	1	5	0	1

2004 (Buffalo)

Date	Opp	W/L	P/S	Tot	Sol	Ast	Sk	Int	Yds	TD	PD	FF	FR
Sep 12	Jac	L	1/1	5	3	2	0.0	1	2	0	1	0	0
Sep 19	at Oak	L	1/1	6	6	0	0.0	0	0	0	0	0	0
Oct 3	NE	L	1/1	2	1	1	0.0	0	0	0	2	0	0
Oct 10	at NYJ	L	1/1	6	5	1	0.0	0	0	0	1	1	0
Oct 17	Mia	W	1/1	8	4	4	0.0	0	0	0	1	0	0
Oct 24	at Bal	L	1/1	2	0	2	0.0	0	0	0	1	0	0
Oct 31	Arz	W	1/1	9	9	0	0.5	0	0	0	2	0	1
Nov 7	NYJ	W	1/1	4	4	0	0.0	0	0	0	0	0	0
Nov 14	at NE	L	1/1	5	4	1	0.0	1	35	0	0	0	0
Nov 21	StL	W	1/1	6	5	1	0.0	0	0	0	1	1	0
Nov 28	at Sea	W	1/1	7	5	2	0.0	0	0	0	0	0	0
Dec 5	at Mia	W	1/1	7	7	0	0.0	1	5	0	0	0	0
Dec 12	Cle	W	1/1	3	1	2	0.0	1	5	0	0	0	1
Dec 19	at Cin	W	1/1	4	2	2	0.0	0	0	0	2	1	0
Dec 26	at SF	W	1/1	3	1	2	0.0	1	0	0	0	0	0
Jan 2	Pit	L	1/1	10	8	2	0.0	1	30	1	1	2	0
TOTALS			16/16	87	65	22	0.5	6	77	1	11	5	2

2005 (Buffalo)

Date	Opp	W/L	P/S	Tot	Sol	Ast	Sk	Int	Yds	TD	PD	FF	FR
Sep 11	Hou	W	1/1	7	6	1	0.0	0	0	0	1	0	0
Sep 18	at TB	L	1/1	11	6	5	0.0	0	0	0	0	0	0
Sep 25	Atl	L	1/1	1	1	0	0.0	0	0	0	2	0	0
Oct 2	at NO	L	1/1	8	6	2	0.0	0	0	0	0	0	0
Oct 9	Mia	W	1/1	8	3	5	0.0	1	0	0	1	1	0
Oct 16	NYJ	W	1/1	9	6	3	0.0	0	0	0	1	0	0
Oct 23	at Oak	L	1/1	5	4	1	0.0	0	0	0	0	0	0
Oct 30	at NE	L	1/1	4	3	1	0.0	0	0	0	1	0	0
Nov 13	KC	W	1/1	6	3	3	0.0	0	0	0	1	0	0
Nov 20	at SD	L	1/1	11	9	2	0.0	0	0	0	0	0	0
Nov 27	Car	L	1/1	8	5	3	0.0	0	0	0	0	0	0
Dec 4	at Mia	L	1/1	11	8	3	0.0	0	0	0	0	1	0
Dec 11	NE	L	1/1	13	10	3	0.0	1	0	0	0	0	0
Dec 17	Den	L	1/1	8	5	3	0.0	0	0	0	0	1	1
Dec 24	at Cin	W	1/1	10	7	3	0.0	0	0	0	0	0	0
Jan 1	at NYJ	L	1/1	7	6	1	0.0	0	0	0	0	0	0
TOTALS			16/16	127	88	39	0.0	2	0	0	7	3	1

2006 (Buffalo)

Date	Opp	W/L	P/S	Tot	Sol	Ast	Sk	Int	Yds	TD	PD	FF	FR
Sep 10	at NE	L	1/1	4	4	0	0.0	0	0	0	0	0	0
Sep 17	at Mia	W	1/1	6	6	0	0.0	0	0	0	0	0	0
Sep 24	NYJ	L	1/1	5	5	0	0.0	0	0	0	1	0	0
Oct 1	Min	W	1/1	6	5	1	0.0	0	0	0	3	1	0
Oct 8	at Chi	L	1/1	6	2	4	0.0	0	0	0	2	0	0
Oct 15	at Det	L	1/1	5	3	2	0.0	0	0	0	0	0	0
Oct 22	NE	L	1/1	6	4	2	0.0	0	0	0	1	0	0
Nov 5	GB	W	1/1	6	5	1	0.0	0	0	0	2	0	0
Nov 12	at Ind	L	1/1	6	4	2	0.0	0	0	0	3	1	1
Nov 19	at Hou	W	1/1	4	4	0	0.0	1	0	0	3	0	1
Nov 26	Jac	W	1/1	4	2	2	0.0	0	0	0	0	0	0
Dec 3	SD	L	1/1	7	5	2	0.0	0	0	0	2	0	0
Dec 10	at NYJ	W	1/1	6	5	1	0.0	1	58	1	1	0	0
Dec 17	Mia	W	1/1	0	0	0	0.0	1	22	0	2	0	0
Dec 24	Ten	L	1/1	5	4	1	0.0	0	0	0	1	0	0
Dec 31	at Bal	L	1/1	3	2	1	0.0	0	0	0	1	0	0
TOTALS			16/16	79	60	19	0.0	3	80	1	22	2	2

2007 (San Francisco)

Date	Opp	W/L	P/S	Tot	Sol	Ast	Sk	Int	Yds	TD	PD	FF	FR
Sep 10	Arz	W	1/1	3	3	0	0.0	0	0	0	2	0	0
Sep 16	at StL	W	1/1	9	8	1	1.0	0	0	0	1	0	0
Sep 23	at Pit	L	1/1	5	5	0	0.0	0	0	0	1	0	0
Sep 30	Sea	L	1/1	3	3	0	0.0	1	0	0	3	0	0
Oct 7	Bal	L	1/1	8	8	0	0.0	0	0	0	0	0	0
Oct 21	at NYG	L	1/1	7	6	1	0.0	0	0	0	0	0	0
Oct 28	NO	L	1/1	5	5	0	0.0	0	0	0	1	1	0
Nov 4	at Atl	L	1/1	5	5	0	0.0	0	0	0	1	0	0
Nov 12	at Sea	L	1/1	13	11	2	0.0	1	12	0	1	0	0
Nov 18	StL	L	1/1	10	10	0	0.0	0	0	0	1	0	0
Nov 25	at Arz	W	1/1	10	8	2	0.0	0	0	0	1	1	0
Dec 2	at Car	L	1/1	10	9	1	0.0	1	0	0	2	0	0
Dec 9	Min	L	1/1	8	8	0	0.0	0	0	0	0	0	0
Dec 15	Cin	W	1/1	4	4	0	0.0	0	0	0	1	0	0
Dec 23	TB	W	1/1	8	7	1	0.0	1	62	0	1	0	0
Dec 30	at Cle	L	1/1	2	2	0	0.0	0	0	0	3	0	0
TOTALS			16/16	110	102	8	1.0	4	74	0	18	3	0

2008 (San Francisco)

Date	Opp	W/L	P/S	Tot	Sol	Ast	Sk	Int	Yds	TD	PD	FF	FR
Sep 7	Arz	L	1/1	4	1	3	0.0	0	0	0	0	0	0
Sep 14	at Sea	W	1/1	7	6	1	0.0	0	0	0	1	1	0
Sep 21	Det	W	1/1	6	6	0	0.0	0	0	0	0	0	0
Sep 28	at NO	L	1/1	5	4	1	0.0	0	0	0	0	0	0
Oct 5	NE	L	1/1	4	4	0	0.0	1	0	0	1	0	0
Oct 12	Phi	L	1/1	2	1	1	0.0	0	0	0	0	0	0
Oct 19	at NYG	L	1/1	4	3	1	0.0	0	0	0	1	0	0
Oct 26	Sea	L	1/1	1	1	0	0.0	0	0	0	0	0	0
Nov 10	at Arz	L	1/1	6	5	1	0.0	0	0	0	1	0	0
Nov 16	StL	W	1/1	7	4	3	0.0	1	13	0	2	0	0
Nov 24	at Dal	L	1/1	4	4	0	0.0	0	0	0	2	0	0
Nov 31	at Buf	W	1/1	6	6	0	0.0	0	0	0	0	0	0
Dec 7	NYJ	W					INACTIVE (Thumb)						
Dec 14	at Mia	L	1/1	6	5	1	0.0	0	0	0	1	0	0
Dec 21	at StL	W	1/1	5	5	0	0.0	0	0	0	2	0	0
Dec 28	Was	W	1/1	7	7	0	0.0	0	0	0	0	0	0
TOTALS			15/15	74	62	12	0.0	2	13	0	11	1	0

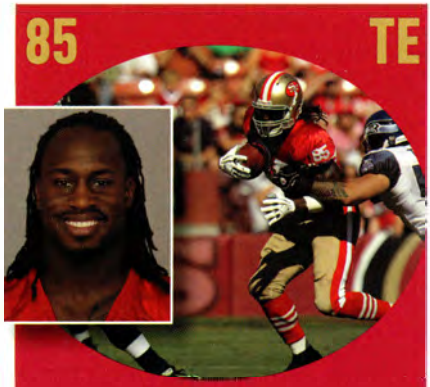

85 TE

VERNON DAVIS

Ht: 6–3 **Wt:** 250 **Born:** 1/31/84
College: Maryland
Exp: 4th Year (D–1A in '06)
Career Games/Starts: 40/38

As one of the most versatile tight ends in the NFL, Vernon Davis provides tremendous size, strength and speed to the 49ers offense. The 49ers first–round pick in 2006 was named a Pro Bowl alternate following the 2008 season after playing an instrumental role as both a receiver and blocker for San Francisco. His tremendous blocking has also helped RB Frank Gore to rush for over 1,000 yds. in each of the past 3 seasons.

TRANSACTIONS: Originally the first of two first–round (6th pick overall) draft choice by SF in 2006.

GOLDMINE:

- Vernon's younger brother, Vontae, was recently selected in the first round of the 2009 NFL Draft by the Miami Dolphins.
- Ran a 4.38 in the 40–yd. dash at the 2006 NFL Combine.
- Who said athletes and the arts don't mix? Vernon brought his football and artistic talents together when he took part in the NFL Players Association and NFL Retired Players Association's Smocks and Jocks event at Super Bowl XLI in South Florida. The annual event unites retired and active NFL players to auction off their own original artistic works for charity. Vernon entered a piece called "Kissing Him," which was displayed and auctioned off prior to the Super Bowl. Vernon switched his original major in college, criminal justice, to art studio so he could pursue his passion of art.

CAREER HIGHLIGHTS:

- In 2007, set career–highs in recepts. (52), receiving yds. (509) and TD catches (4), ranking 2nd on the team in each category despite missing 2 games due to a knee injury.
- Scored on his first ever NFL touch as a rookie in the season–opener at Arz. (9/10).

2008:

- Ranked 3rd on team with 31 catches for 358 yds. to go along with 2 TDs as he was named a Pro Bowl alternate.
- Posted a career–long 57–yd. catch vs. Phi. (10/12) and finished day with 6 recepts. for 75 yds.
- Caught first TD pass of season at Arz. (11/10) on a 3rd–and–10 play in 2nd qtr. to give 49ers a 21–13 lead.
- Registered second TD recept. of season on a 2–yd. pass from QB Shaun Hill vs. StL (11/16).

PERSONAL:

- Started three seasons at tight end and safety at Dunbar (Washington, D.C.) HS, but also saw time at wide receiver, kick returner, linebacker and defensive end during his tenure, as team compiled a 31–5 overall record.
- As a senior, was chosen second–team All–USA by *USA Today* after catching 21 passes for 511 yds. (24.3 avg.) and 5 TDs. Also returned 4 kicks for TDs.
- Selected to play in U.S. Army All–American Bowl as a junior.
- Was the DCIAA champion in the high jump (6'5).
- Nickname "The Duke" originated from a name he inherited from his father who was called "Duke."
- Donated $10,000 to Newborn Pentecostal in honor of his grandmother, Adaline, who raised Vernon and his six siblings.
- Born Vernon Davis (1/31/84) in Washington, D.C.

DAVIS' NFL STATISTICS

				RECEIVING					RUSHING				
YEAR	TEAM	GP	GS	NO	YDS	AVG	LG	TD	ATT	YDS	AVG	LG	TD
2006	SF	10	8	20	265	13.3	52t	3	2	5	2.5	9	0
2007	SF	14	14	52	509	9.8	31	4	0	0	0.0	0	0
2008	SF	16	16	31	358	11.5	57	2	1	11	11.0	11	0
TOTALS		**40**	**38**	**103**	**1,132**	**11.0**	**57**	**9**	**3**	**16**	**5.3**	**11**	**0**

Additional Statistics:
Fumbles-Lost – 4-3: 1–1 in 2006, 1–1 in 2007, 2–1 in 2008

Davis' Career Highs

Receptions: 7 at Atl. (11/4/07)
Receiving Yards: 91 vs. Arz. (12/24/06)
Long Receptions: 57 vs. Phi. (10/12/08)
Touchdowns: 1 (9 times) Last vs. StL (11/16/08)

DAVIS' GAME-BY-GAME

2006

Date	Opp	W/L	P/S	Rec	Yds	Avg	Long	TD
Sep 10	at Arz	L	1/1	5	37	7.4	31t	1
Sep 17	StL	W	1/1	0	0	0.0	0	0
Sep 24	Phi	L	1/0	0	0	0.0	0	0
Oct 1	at KC	L	INACTIVE (leg)					
Oct 8	Oak	W	INACTIVE (leg)					
Oct 15	SD	L	INACTIVE (leg)					
Oct 29	at Chi	L	INACTIVE (leg)					
Nov 5	Min	W	INACTIVE (leg)					
Nov 12	at Det	W	INACTIVE (leg)					
Nov 19	Sea	W	1/0	0	0	0.0	0	0
Nov 26	at StL	L	1/1	1	11	11.0	11	0
Dec 3	NO	L	1/1	1	21	21.0	21	0
Dec 10	GB	L	1/1	3	74	24.7	52t	1
Dec 14	at Sea	W	1/1	3	15	5.0	8t	1
Dec 24	Arz	L	1/1	4	91	22.8	44	0
Dec 31	at Den	W	1/1	3	16	5.3	6	0
TOTALS			**10/8**	**20**	**265**	**13.3**	**52t**	**3**

2007

Date	Opp	W/L	P/S	Rec	Yds	Avg	Lg	TD
Sep 10	Arz	W	1/1	2	4	2.0	2	0
Sep 16	at StL	W	1/1	2	23	11.5	19	0
Sep 23	at Pit	L	1/1	4	56	14.0	31	0
Sep 30	Sea	L	INACTIVE (Knee)					
Oct 7	Bal	L	INACTIVE (Knee)					
Oct 21	at NYG	L	1/1	4	22	5.5	7	0
Oct 28	NO	L	1/1	6	71	11.8	19	1
Nov 4	at Atl	L	1/1	7	77	11.0	21	0
Nov 12	at Sea	L	1/1	1	4	4.0	4	0
Nov 18	StL	L	1/1	4	50	12.5	22	0
Nov 25	at Arz	W	1/1	6	45	7.5	26	1
Dec 2	at Car	L	1/1	1	19	19.0	19	0
Dec 9	Min	L	1/1	5	42	8.4	13	0
Dec 15	Cin	W	1/1	5	46	9.2	17t	1
Dec 23	TB	W	1/1	3	30	10.0	15	1
Dec 30	at Cle	L	1/1	2	20	10.0	14	0
TOTALS			**14/14**	**52**	**509**	**9.8**	**31**	**4**

2008

Date	Opp	W/L	P/S	Rec	Yds	Avg	Lg	TD
Sep 7	Arz	L	1/1	3	51	17.0	37	0
Sep 14	at Sea	W	1/1	0	0	11.5	0	0
Sep 21	Det	W	1/1	1	17	17.0	17	0
Sep 28	at NO	L	1/1	1	19	19.0	19	0
Oct 5	NE	L	1/1	0	0	14.0	0	0
Oct 12	Phi	L	1/1	6	75	12.5	57	0
Oct 19	at NYG	L	1/1	1	5	5.0	5	0
Oct 26	Sea	L	1/1	4	29	7.3	14	0
Nov 10	at Arz	L	1/1	1	18	18.0	18t	1
Nov 16	StL	W	1/1	1	2	2.0	2t	1
Nov 24	at Dal	L	1/1	1	47	47.0	47	0
Nov 31	at Buf	W	1/1	0	0	0.0	0	0
Dec 7	NYJ	W	1/1	3	29	9.7	20	0
Dec 14	at Mia	L	1/1	5	31	6.2	17	0
Dec 21	at StL	W	1/1	1	17	17.0	17	0
Dec 28	Was	W	1/1	3	18	6.0	9	0
TOTALS			**16/16**	**31**	**358**	**11.5**	**57**	**2**



95 DE

DEMETRIC EVANS

Ht: 6–4 **Wt:** 275 **Born:** 9/3/79
College: Georgia
Exp: 8th Year (UFA in '09)
Career Games/Starts: 96/23

Demetric Evans enters his first season with the 49ers after serving as a consistent contributor on the Washington Redskins defensive line during the previous five years. A stout performer against the run, Evans has also shown an ability to rush the passer. His most extensive action on the line occurred in 2008 when he started 11 games for the Redskins and posted a career–high 3.5 sacks. Evans has posted 207 tackles, 13.0 sacks and 3 FFs in 96 career games (23 starts).

TRANSACTIONS: Originally signed by Dal. as a rookie free agent on 4/27/01...Waived by Dal. on 8/31/03...Signed by Was. on 6/15/04...Signed by SF as an unrestricted free agent on 3/10/09.

GOLDMINE:

- Demetric has taken advantage of the NFL's sponsored business school programs over the past several years. He attended the Harvard Business School program in 2005, followed by Northwestern's Business School in 2007. Evans put the programs into action during the 2008 offseason by interning at an Infinity dealership in Washington D.C.

2008 (Washington):

- Posted career–highs with 47 tackles and 3.5 sacks.
- In first starting assigment of season, helped defense hold RB Marion Barber to just 26 yds. at Dal. (9/28).
- Put finishing touches on a critical goal line stand vs. Cle. (10/19) by knocking down a QB Derek Anderson pass on 4th down in the 4th qtr.
- Recorded first sack of season by dropping QB Drew Orlosvsky for a 6–yd. loss at Det. (10/26).
- Led Redskins pass rush by tallying a career–high 2.5 sacks vs. Pit. (11/3).

PERSONAL:

- Attended Haynesville (LA) HS, where he played both defensive and offensive line, leading team to 3 consecutive state titles. His high school jersey was retired in 2007.
- Launched his "92 Blessings" Foundation in 2008 (92blessings.com), which helps single parents for the holidays and those who cannot afford to have their children participate in extracurricular activities.
- Born Demetric Untrell Evans (9/3/79) in Haynesville, LA. He is married to wife, Dr. Aungel Latchley Evans.

EVANS' NFL STATISTICS

				TACKLES					INTERCEPTIONS					FUMBLES		
YEAR	TEAM	GP	GS	TOT	SOL	AST	SACKS	YDS	INT	YDS	LG	TD	PD	FF	FR	YDS
2001	DAL	16	0	35	15	20	1.0	3.0	0	0	0	0	2	1	0	0
2002	DAL	4	0	7	4	3	0.0	0.0	0	0	0	0	0	0	0	0
2003	Out of Football															
2004	WAS	12	8	31	15	16	2.5	11.0	0	0	0	0	1	0	0	0
2005	WAS	16	3	32	20	12	3.0	29.0	0	0	0	0	2	0	1	0
2006	WAS	16	0	23	14	9	2.0	5.0	0	0	0	0	1	1	0	0
2007	WAS	16	1	32	20	12	1.0	9.0	0	0	0	0	4	1	0	0
2008	WAS	16	11	47	33	14	3.5	14.0	0	0	0	0	2	0	0	0
TOTALS		96	23	207	121	86	13.0	71.0	0	0	0	0	12	3	1	0

EVANS' NFL POSTSEASON STATISTICS

				TACKLES					INTS					FUMBLES		
YEAR	TEAM	GP	GS	TOT	SOL	AST	SACKS	YDS	INT	YDS	LG	TD	PD	FF	FR	YDS
2005	WAS	2	1	7	5	2	1.0	8.0	0	0	0	0	1	0	0	0
2007	WAS	1	0	0	0	0	0.0	0.0	0	0	0	0	0	0	0	0
TOTALS		3	1	7	5	2	1.0	8.0	0	0	0	0	1	0	0	0

Additional Statistics:
Special Teams Tackles – 7: 2001 (6), 2002 (1)
Kickoff Returns – 3–7: 2001 (1–7), 2005 (1–0), 2006 (1–0)

Evans' Career Highs

Total Tackles: 11 vs. Pit. (11/3/08)
Solo: 9 vs. Pit. (11/3/08)
Passes Defensed: 2 at NYG (12/16/07)
Sacks: 2.5 vs. Pit. (11/3/08)
Forced Fumbles: 1 (3 times) Last vs. Phi. (11/11/07)

EVANS' GAME-BY-GAME

2001 (Dallas)

Date	Opp	W/L	Sol	Tot	Sol	Ast	Sk	Yds	Int	Yds	PD	FF	FR
Sep 9	TB	L	1/0	2	1	1	0.0	0.0	0	0	0	0	0
Sep 23	SD	L	1/0	3	2	1	1.0	3.0	0	0	1	1	0
Sep 30	at Phi	L	1/0	4	0	4	0.0	0.0	0	0	1	0	0
Oct 7	at Oak	L	1/0	3	2	1	0.0	0.0	0	0	0	0	0
Oct 15	Was	W	1/0	1	1	0	0.0	0.0	0	0	0	0	0
Oct 28	Arz	W	1/0	0	0	0	0.0	0.0	0	0	0	0	0
Nov 4	at NYG	L	1/0	0	0	0	0.0	0.0	0	0	0	0	0
Nov 11	at Atl	L	1/0	3	2	1	0.0	0.0	0	0	0	0	0
Nov 18	Phi	L	1/0	5	1	4	0.0	0.0	0	0	0	0	0
Nov 22	Den	L	1/0	2	2	0	0.0	0.0	0	0	0	0	0
Dec 2	at Was	W	1/0	1	1	0	0.0	0.0	0	0	0	0	0
Dec 9	NYG	W	1/0	1	0	1	0.0	0.0	0	0	0	0	0
Dec 16	at Sea	L	1/0	4	2	2	0.0	0.0	0	0	0	0	0
Dec 23	at Arz	L	1/0	1	0	1	0.0	0.0	0	0	0	0	0
Dec 30	SF	W	1/0	1	0	1	0.0	0.0	0	0	0	0	0
Jan 6	at Det	L	1/0	4	1	3	0.0	0.0	0	0	0	0	0
TOTALS			**16/0**	**35**	**15**	**20**	**1.0**	**3.0**	**0**	**0**	**2**	**1**	**0**

2002 (Dallas)

Date	Opp	W/L	Sol	Tot	Sol	Ast	Sk	Yds	Int	Yds	PD	FF	FR
Sep 8	at Hou	L	1/0	2	0	2	0.0	0.0	0	0	0	0	0
Sep 15	Ten	W	1/0	2	1	1	0.0	0.0	0	0	0	0	0
Sep 22	at Phi	L	1/0	2	2	0	0.0	0.0	0	0	0	0	0
Sep 29	at StL	W				INACTIVE							
Oct 6	NYG	L				INACTIVE							
Oct 13	Car	W				INACTIVE							
Oct 20	at Arz	L				INACTIVE							
Oct 27	Sea	L				INACTIVE							
Nov 3	at Det	L	1/0	1	1	0	0.0	0.0	0	0	0	0	0
Nov 17	at Ind	L				INACTIVE							
Nov 24	Jac	W				INACTIVE							
Nov 28	Was	W				INACTIVE							
Dec 8	SF	L				INACTIVE							
Dec 15	at NYG	L				INACTIVE							
Dec 21	Phi	L				INACTIVE							
Dec 29	at Was	L				INACTIVE							
TOTALS			**4/0**	**7**	**4**	**3**	**0.0**	**0.0**	**0**	**0**	**0**	**0**	**0**

2004 (Washington)

Date	Opp	W/L	P/S	Tot	Sol	Ast	Sk	Yds	Int	Yds	PD	FF	FR
Sep 12	TB	W				INACTIVE							
Sep 19	at NYG	L				INACTIVE							
Sep 27	Dal	L	1/0	1	1	0	0.0	0.0	0	0	1	0	0
Oct 3	at Cle	L	1/0	3	3	0	1.0	2.0	0	0	0	0	0
Oct 10	Bal	L	1/1	6	2	4	0.0	0.0	0	0	0	0	0
Oct 17	at Chi	W	1/1	0	0	0	0.0	0.0	0	0	0	0	0
Oct 31	GB	L	1/0	0	0	0	0.0	0.0	0	0	0	0	0
Nov 7	at Det	W	1/0	2	2	0	0.0	0.0	0	0	0	0	0
Nov 14	Cin	L	1/1	4	2	2	0.0	0.0	0	0	0	0	0
Nov 21	at Phi	L	1/1	1	0	1	0.0	0.0	0	0	0	0	0
Nov 28	at Pit	L	1/1	2	0	2	0.0	0.0	0	0	0	0	0
Dec 5	NYG	W				INACTIVE							
Dec 12	Phi	L				INACTIVE							
Dec 18	at SF	W	1/1	1	1	0	0.0	0.0	0	0	0	0	0
Dec 26	at Dal	L	1/1	4	1	3	0.0	0.0	0	0	0	0	0
Jan 2	Min	W	1/1	7	3	4	1.5	9.0	0	0	0	0	0
TOTALS			**12/8**	**31**	**15**	**16**	**2.5**	**11.0**	**0**	**0**	**1**	**0**	**0**

2005 (Washington)

Date	Opp	W/L	P/S	Tot	Sol	Ast	Sacks	Yds	Int	Yds	PD	FF	FR
Sep 11	Chi	W	1/0	1	1	0	1.0	10.0	0	0	0	0	0
Sep 18	at Dal	W	1/0	1	1	0	0.0	0.0	0	0	0	0	0
Oct 2	Sea	W	1/0	2	1	1	0.0	0.0	0	0	0	0	0
Oct 9	at Den	L	1/0	1	0	1	0.0	0.0	0	0	0	0	0
Oct 16	at KC	L	1/0	0	0	0	0.0	0.0	0	0	0	0	0
Oct 23	SF	W	1/0	1	1	0	0.0	0.0	0	0	0	0	0
Oct 30	at NYG	L	1/0	8	5	3	1.0	8.0	0	0	1	0	0
Nov 6	Phi	W	1/1	3	2	1	0.0	0.0	0	0	0	0	0
Nov 13	at TB	L	1/1	5	3	2	0.0	0.0	0	0	1	0	1
Nov 20	Oak	L	1/1	2	2	0	0.0	0.0	0	0	0	0	0
Nov 27	SD	L	1/0	1	0	1	0.0	0.0	0	0	0	0	0
Dec 4	at StL	W	1/0	2	2	0	0.0	0.0	0	0	0	0	0
Dec 11	at Arz	W	1/0	3	1	2	1.0	11.0	0	0	0	0	0
Dec 18	Dal	W	1/0	1	1	0	0.0	0.0	0	0	0	0	0
Dec 24	NYG	W	1/0	0	0	0	0.0	0.0	0	0	0	0	0
Jan 1	at Phi	W	1/0	1	0	1	0.0	0.0	0	0	0	0	0
TOTALS			**16/3**	**32**	**20**	**12**	**3.0**	**29.0**	**0**	**0**	**2**	**0**	**1**

2005 Postseason (Washington)

Date	Opp	W/L	P/S	Tot	Sol	Ast	Sk	Yds	Int	Yds	PD	FF	FR
Jan 7	TB	W	1/0	2	2	0	1.0	8.0	0	0	1	0	0
Jan 14	at NYG	L	1/1	5	3	2	0.0	0.0	0	0	0	0	0
TOTALS			**2/1**	**7**	**5**	**2**	**1.0**	**8.0**	**0**	**0**	**1**	**0**	**0**

2006 (Washington)

Date	Opp	W/L	P/S	Tot	Sol	Ast	Sk	Yds	Int	Yds	PD	FF	FR
Sep 11	Min	L	1/0	3	2	1	1.0	0.0	0	0	1	1	0
Sep 17	at Dal	L	1/0	1	0	1	0.0	0.0	0	0	0	0	0
Sep 24	at Hou	W	1/0	1	0	1	0.0	0.0	0	0	0	0	0
Oct 1	Jac	W	1/0	4	3	1	1.0	5.0	0	0	0	0	0
Oct 8	at NYG	L	1/0	1	0	1	0.0	0.0	0	0	0	0	0
Oct 15	Ten	L	1/0	2	1	1	0.0	0.0	0	0	0	0	0
Oct 22	at Ind	L	1/0	0	0	0	0.0	0.0	0	0	0	0	0
Nov 5	Dal	W	1/0	2	1	1	0.0	0.0	0	0	0	0	0
Nov 12	at Phi	L	1/0	2	1	1	0.0	0.0	0	0	0	0	0
Nov 19	at TB	L	1/0	1	1	0	0.0	0.0	0	0	0	0	0
Nov 26	Car	W	1/0	0	0	0	0.0	0.0	0	0	0	0	0
Dec 3	Atl	L	1/0	2	2	0	0.0	0.0	0	0	0	0	0
Dec 10	Phi	L	1/0	1	1	0	0.0	0.0	0	0	0	0	0
Dec 17	at NO	W	1/0	0	0	0	0.0	0.0	0	0	0	0	0
Dec 24	at StL	L	1/0	2	1	1	0.0	0.0	0	0	0	0	0
Dec 30	NYG	L	1/0	1	1	0	0.0	0.0	0	0	0	0	0
TOTALS			**16/0**	**23**	**14**	**9**	**2.0**	**5.0**	**0**	**0**	**1**	**1**	**0**

EVANS' GAME-BY-GAME

2007 (Washington)

Date	Opp	W/L	P/S	Tot	Sol	Ast	Sk	Yds	Int	Yds	PD	FF	FR
Sep 9	Mia	W	1/0	3	2	1	0.0	0.0	0	0	0	0	0
Sep 17	at Phi	W	1/1	2	1	1	0.0	0.0	0	0	0	0	0
Sep 23	NYG	L	1/0	1	0	1	0.0	0.0	0	0	1	0	0
Oct 7	Det	W	1/0	1	1	0	1.0	9.0	0	0	0	0	0
Oct 14	at GB	L	1/0	1	0	1	0.0	0.0	0	0	1	0	0
Oct 21	Arz	W	1/0	1	1	0	0.0	0.0	0	0	0	0	0
Oct 28	at NE	L	1/0	2	2	0	0.0	0.0	0	0	0	0	0
Nov 4	at NYJ	W	1/0	5	2	3	0.0	0.0	0	0	0	0	0
Nov 11	Phi	L	1/0	6	5	1	0.0	0.0	0	0	0	1	0
Nov 18	at Dal	L	1/0	2	2	0	0.0	0.0	0	0	0	0	0
Nov 25	at TB	L	1/0	1	0	1	0.0	0.0	0	0	0	0	0
Dec 2	Buf	L	1/0	2	2	0	0.0	0.0	0	0	0	0	0
Dec 6	Chi	W	1/0	1	1	0	0.0	0.0	0	0	0	0	0
Dec 16	at NYG	W	1/0	2	0	2	0.0	0.0	0	0	2	0	0
Dec 23	at Min	W	1/0	1	0	1	0.0	0.0	0	0	0	0	0
Dec 30	Dal	W	1/0	1	1	0	0.0	0.0	0	0	0	0	0
TOTALS			**16/1**	**32**	**20**	**12**	**1.0**	**9.0**	**0**	**0**	**4**	**1**	**0**

2008 (Washington)

Date	Opp	W/L	P/S	Tot	Sol	Ast	Sk	Yds	Int	Yds	PD	FF	FR
Sep 4	at NYG	L	1/0	3	1	2	0.0	0.0	0	0	0	0	0
Sep 14	NO	W	1/0	3	3	0	0.0	0.0	0	0	1	0	0
Sep 21	Arz	W	1/0	1	1	0	0.0	0.0	0	0	0	0	0
Sep 28	at Dal	W	1/1	1	1	0	0.0	0.0	0	0	0	0	0
Oct 5	at Phi	W	1/1	1	0	1	0.0	0.0	0	0	0	0	0
Oct 12	StL	L	1/1	2	1	1	0.0	0.0	0	0	0	0	0
Oct 19	Cle	W	1/0	1	0	1	0.0	0.0	0	0	1	0	0
Oct 26	at Det	W	1/0	3	3	0	1.0	6.0	0	0	0	0	0
Nov 3	Pit	L	1/1	11	9	2	2.5	8.0	0	0	0	0	0
Nov 16	Dal	L	1/1	5	3	2	0.0	0.0	0	0	0	0	0
Nov 23	at Sea	W	1/1	0	0	0	0.0	0.0	0	0	0	0	0
Nov 30	NYG	L	1/1	4	3	1	0.0	0.0	0	0	0	0	0
Dec 7	at Bal	L	1/1	3	2	1	0.0	0.0	0	0	0	0	0
Dec 14	at Cin	L	1/1	4	3	1	0.0	0.0	0	0	0	0	0
Dec 21	Phi	W	1/1	3	1	2	0.0	0.0	0	0	0	0	0
Dec 28	at SF	L	1/1	2	2	0	0.0	0.0	0	0	0	0	0
TOTALS			**16/11**	**47**	**33**	**14**	**3.5**	**14.0**	**0**	**0**	**2**	**0**	**0**

2007 Postseason (Washington)

Date	Opp	W/L	P/S	Tot	Sol	Ast	Sk	Yds	Int	Yds	PD	FF	FR
at Sea	Jan 5	L	1/0	0	0	0	0.0	0.0	0	0	0	0	0
TOTALS			**1/0**	**0**	**0**	**0**	**0.0**	**0.0**	**0**	**0**	**0**	**0**	**0**



JOE JON FINLEY

Ht: 6–6 **Wt:** 251 **Born:** 1/30/85
College: Oklahoma
Exp: 1st Year (FA in '08)
Career Games/Starts: 0/0

An undrafted rookie free agent signed by the 49ers in 2008, Joe John Finley provides the 49ers with depth at the tight end position. He spent the entire 2008 season on San Francisco's practice squad.

TRANSACTIONS: Signed as an undrafted free agent by SF on 05/01/08...Waived by SF on 08/30/08…Signed by SF to practice squad on 08/31/08…Signed by SF as a free agent on 12/29/08.

GOLDMINE:

- During the offseason, Joe Jon returns to his hometown of Victoria, TX, to help his dad coach a local high school football team.
- When he isn't playing football, Joe Jon is an avid golfer. While in 8th grade, he was leading by 3 strokes with 1 hole to play in the district championship. On the final hole, Joe Jon hit a drive down the middle that someone picked up, costing him the title. He finished 1 stroke behind the winner. The unfortunate event hasn't soured him from the sport, as he still plays 3–4 times a week during the summer and averages scores in the low 80s.

2008 (San Francisco):

- Spent entire season on 49ers practice squad.

COLLEGE:

Played in 51 games with 29 starts at Oklahoma, totaling 62 recepts. for 775 yds. and 10 TDs. Had his biggest season as a senior when he started 13 of 14 games and posted career–highs of 23 recepts., 290 receiving yds. and 4 TDs.

PERSONAL:

- Combined for 2,523 yds. of total offense as a senior at Arlington (TX) HS, passing for 1,626 and gaining another 897 with 9 TDs on the ground when he led his team to a 12–2 record as well as District and Bi–District titles for 2nd straight year. Earned all–district and all–area tight end honors as a sophomore.
- Also competed in the 110m hurdles and qualified for the state meet while at Arlington.
- Brother, Matt, played defensive back at Nebraska.
- Born Joe Jon Finley (01/30/85) in Brownwood, TX.
- Majored in sociology.



92 DT

AUBRAYO FRANKLIN

(ah-BRAY-uh)

Ht: 6–1 **Wt:** 317 **Born:** 8/27/80
College: Tennessee
Exp: 7th Year (UFA in '07)
Career Games/Starts: 66/29

Aubrayo Franklin has played an instrumental role as a starter on the 49ers defensive line since being signed as an unrestricted free agent from Baltimore in 2007. A stalwart against the run, Franklin started 14 games for the 49ers in 2008 and tallied career–highs of 77 tackles and 2 FFs. He played a big role in helping the 49ers defense limit opponents to just 2.8 yds. per carry on runs up the middle, an average that ranked 5th best in the NFL. Franklin joined the 49ers from the Ravens in 2007, where he spent four seasons as a reserve lineman.

TRANSACTIONS: Originally the first of two fifth–round (146th pick overall) draft choices by Bal. in 2003…Signed by SF as an unrestricted free agent from Bal. on 3/3/07.

2008 (San Francisco):

- Totaled career–highs of 77 tackles and 2 FFs.
- Registered a career–high 9 tackles vs. NE (10/6).
- Forced fumble at NYG (10/19) by RB Brandon Jacobs.
- Sacked QB Chad Pennington for 6–yd. loss at Mia. (12/14).

PERSONAL:

- Attended Science Hill (TN) HS, where he was an all–state LB, recording 180 tackles as a senior.
- Born Aubrayo Razyo Franklin (8/27/80) in Johnson City, TN.
- Majored in arts and sciences.

FRANKLIN'S NFL STATISTICS

				TACKLES					INTERCEPTIONS					FUMBLES		
YEAR	TEAM	GP	GS	TOT	SOL	AST	SACKS	YDS	INT	YDS	LG	TD	PD	FF	FR	YDS
2003	BAL	1	0	1	1	0	0.0	0.0	0	0	0	0	0	0	0	0
2004	BAL	6	0	7	3	4	0.0	0.0	0	0	0	0	1	0	0	0
2005	BAL	15	1	34	18	16	1.0	1.0	0	0	0	0	1	0	0	0
2006	BAL	14	0	23	13	10	0.0	0.0	0	0	0	0	1	0	0	0
2007	SF	14	13	61	26	35	0.0	0.0	0	0	0	0	0	1	0	0
2008	SF	16	15	77	43	34	1.0	6.0	0	0	0	0	2	2	0	0
TOTALS		66	29	203	104	99	2.0	7.0	0	0	0	0	5	3	0	0

FRANKLIN'S NFL POSTSEASON STATISTICS

				TACKLES					INTERCEPTIONS					FUMBLES		
YEAR	TEAM	GP	GS	TOT	SOL	AST	SACKS	YDS	INT	YDS	LG	TD	PD	FF	FR	YDS
2006	BAL	1	0	1	0	1	0.0	0.0	0	0	0	0	0	0	0	0
TOTALS		1	0	1	0	1	0.0	0.0	0	0	0	0	0	0	0	0

Franklin's Career Highs

Total Tackles: 9 vs. NE (10/5/08)
Solo: 6 vs. NE (10/5/08)
Sacks: 1 (2 times) Last at Mia. (12/14/08)
Forced Fumbles: 1 (3 times) Last vs. Was. (12/28/08)
Passes Defensed: 1 (5 times) Last at StL (12/21/08)

FRANKLIN'S GAME-BY-GAME

2003 (Baltimore)

Date	Opp	W/L	P/S	Tot	Sol	Ast	Sk	Yds	Int	Yds	PD	FF	FR
Sep 7	at Pit	L				INACTIVE							
Sep 14	Cle	W				INACTIVE							
Sep 21	at SD	W				INACTIVE							
Sep 28	at KC	L				INACTIVE							
Oct 12	at Arz	W				INACTIVE							
Oct 19	at Cin	L				INACTIVE							
Oct 26	Den	W	1/0	1	1	0	0.0	0.0	0	0	0	0	0
Nov 2	Jac	W				INACTIVE							
Nov 16	at Mia	L				INACTIVE							
Nov 23	Sea	L				INACTIVE							
Nov 30	SF	W				INACTIVE							
Dec 7	Cin	W				INACTIVE							
Dec 14	at Oak	W				INACTIVE							
Dec 21	at Cle	L				INACTIVE							
Dec 28	Pit	W				INACTIVE							
Jan 3	Ten	W				INACTIVE							
TOTALS			**1/0**	**1**	**1**	**0**	**0.0**	**0.0**	**0**	**0**	**0**	**0**	**0**

2004 (Baltimore)

Date	Opp	W/L	P/S	Tot	Sol	Ast	Sk	Yds	Int	Yds	PD	FF	FR
Sep 12	at Cle	L				INACTIVE							
Sep 19	Pit	W	1/0	3	3	0	0.0	0.0	0	0	0	0	0
Sep 26	at Cin	W	1/0	1	0	1	0.0	0.0	0	0	1	0	0
Oct 4	KC	L	1/0	7	0	1	0.0	0.0	0	0	0	0	0
Oct 10	at Was	W				INACTIVE							
Oct 24	Buf	W				INACTIVE							
Oct 31	at Phi	L				INACTIVE							
Nov 7	Cle	W				INACTIVE							
Nov 14	at NYJ	W				INACTIVE							
Nov 21	Dal	W				INACTIVE							
Nov 28	at NE	L				INACTIVE							
Dec 5	Cin	L	1/0	0	0	0	0.0	0.0	0	0	0	0	0
Dec 12	NYG	W	1/0	2	0	2	0.0	0.0	0	0	0	0	0
Dec 19	at Ind	L	1/0	0	0	0	0.0	0.0	0	0	0	0	0
Dec 26	at Pit	L				INACTIVE							
Jan 2	Mia	W				INACTIVE							
TOTALS			**6/0**	**7**	**3**	**4**	**0.0**	**0.0**	**0**	**0**	**1**	**0**	**0**

2005 (Baltimore)

Date	Opp	W/L	P/S	Tot	Sol	Ast	Sk	Yds	Int	Yds	PD	FF	FR
Sep 11	Ind	L				INACTIVE							
Sep 18	at Ten	L	1/0	4	2	2	0.0	0.0	0	0	0	0	0
Oct 2	NYJ	W	1/0	0	0	0	0.0	0.0	0	0	0	0	0
Oct 9	at Det	L	1/0	2	1	1	0.0	0.0	0	0	0	0	0
Oct 16	Cle	W	1/0	1	1	0	0.0	0.0	0	0	0	0	0
Oct 23	at Chi	L	1/0	2	1	1	0.0	0.0	0	0	1	0	0
Oct 31	at Pit	L	1/0	3	2	1	0.0	0.0	0	0	0	0	0
Nov 6	Cin	L	1/0	1	0	1	0.0	0.0	0	0	0	0	0
Nov 13	at Jac	L	1/0	4	2	2	0.0	0.0	0	0	0	0	0
Nov 20	Pit	W	1/0	2	1	1	0.0	0.0	0	0	0	0	0
Nov 27	at Cin	L	1/0	1	1	0	0.0	0.0	0	0	0	0	0
Dec 4	Hou	W	1/0	3	1	2	0.0	0.0	0	0	0	0	0
Dec 11	at Den	L	1/0	7	4	3	1.0	1.0	0	0	0	0	0
Dec 19	GB	W	1/1	4	2	2	0.0	0.0	0	0	0	0	0
Dec 25	Min	W	1/0	0	0	0	0.0	0.0	0	0	0	0	0
Jan 1	at Cle	L	1/0	0	0	0	0.0	0.0	0	0	0	0	0
TOTALS			**15/1**	**34**	**18**	**16**	**1.0**	**1.0**	**0**	**0**	**1**	**0**	**0**

2006 (Baltimore)

Date	Opp	W/L	P/S	Tot	Sol	Ast	Sk	Yds	Int	Yds	PD	FF	FR
Sep 10	at TB	W				INACTIVE							
Sep 17	Oak	W				INACTIVE							
Sep 24	at Cle	W	1/0	3	2	1	0.0	0.0	0	0	0	0	0
Oct 1	SD	W	1/0	3	1	2	0.0	0.0	0	0	0	0	0
Oct 9	at Den	L	1/0	4	2	2	0.0	0.0	0	0	0	0	0
Oct 15	Car	L	1/0	1	1	0	0.0	0.0	0	0	0	0	0
Oct 29	at NO	W	1/0	0	0	0	0.0	0.0	0	0	0	0	0
Nov 5	Cin	W	1/0	1	1	0	0.0	0.0	0	0	0	0	0
Nov 12	at Ten	W	1/0	3	1	2	0.0	0.0	0	0	0	0	0
Nov 19	Atl	W	1/0	1	1	0	0.0	0.0	0	0	0	0	0
Nov 26	Pit	W	1/0	1	0	1	0.0	0.0	0	0	0	0	0
Nov 30	at Cin	L	1/0	1	1	0	0.0	0.0	0	0	0	0	0
Dec 10	at KC	L	1/0	2	1	1	0.0	0.0	0	0	0	0	0
Dec 17	Cle	W	1/0	2	1	1	0.0	0.0	0	0	0	0	0
Dec 24	at Pit	W	1/0	0	0	0	0.0	0.0	0	0	0	0	0
Dec 31	at Den	W	1/0	1	1	0	0.0	0.0	0	0	1	0	0
TOTALS			**14/0**	**23**	**13**	**10**	**0.0**	**0.0**	**0**	**0**	**1**	**0**	**0**

2006 Postseason (Baltimore)

Date	Opp	W/L	P/S	Tot	Sol	Ast	Sk	Yds	Int	Yds	PD	FF	FR
Jan 13	Ind	L	1/0	1	0	1	0.0	0.0	0	0	0	0	0
TOTALS			**1/0**	**1**	**0**	**1**	**0.0**	**0.0**	**0**	**0**	**0**	**0**	**0**

2007 (San Francisco)

Date	Opp	W/L	P/S	Tot	Sol	Ast	Sk	Yds	Int	Yds	PD	FF	FR
Sep 10	Arz	W	1/1	6	3	3	0.0	0.0	0	0	0	0	0
Sep 16	at StL	W	1/1	3	0	3	0.0	0.0	0	0	0	0	0
Sep 23	at Pit	L	1/1	4	2	2	0.0	0.0	0	0	0	0	0
Sep 30	Sea	L	1/1	4	0	4	0.0	0.0	0	0	0	0	0
Oct 7	Bal	L	1/1	5	2	3	0.0	0.0	0	0	0	0	0
Oct 21	at NYG	L	1/1	4	3	1	0.0	0.0	0	0	0	0	0
Oct 28	NO	L	1/1	4	1	3	0.0	0.0	0	0	0	0	0
Nov 4	at Atl	L	1/1	4	2	2	0.0	0.0	0	0	0	0	0
Nov 12	at Sea	L	1/0	2	1	1	0.0	0.0	0	0	0	1	0
Nov 18	StL	L				INACTIVE (Calf)							
Nov 25	at Arz	W				INACTIVE (Calf)							
Dec 2	at Car	L	1/0	4	2	2	0.0	0.0	0	0	0	0	0
Dec 9	Min	L	1/1	7	4	3	0.0	0.0	0	0	0	0	0
Dec 15	Cin	W	1/1	4	2	2	0.0	0.0	0	0	0	0	0
Dec 23	TB	W	1/1	5	2	3	0.0	0.0	0	0	0	0	0
Dec 30	at Cle	L	1/1	5	2	3	0.0	0.0	0	0	0	0	0
TOTALS			**14/13**	**61**	**26**	**35**	**0.0**	**0.0**	**0**	**0**	**0**	**1**	**0**

2008 (San Francisco)

Date	Opp	W/L	P/S	Tot	Sol	Ast	Sk	Yds	Int	Yds	PD	FF	FR
Sep 7	Arz	L	1/1	4	3	1	0.0	0.0	0	0	1	0	0
Sep 14	at Sea	W	1/1	4	1	3	0.0	0.0	0	0	0	0	0
Sep 21	Det	W	1/1	5	4	1	0.0	0.0	0	0	0	0	0
Sep 28	at NO	L	1/1	6	4	2	0.0	0.0	0	0	0	0	0
Oct 5	NE	L	1/1	9	6	3	0.0	0.0	0	0	0	0	0
Oct 12	Phi	L	1/1	1	0	1	0.0	0.0	0	0	0	0	0
Oct 19	at NYG	L	1/1	7	5	2	0.0	0.0	0	0	0	1	0
Oct 26	Sea	L	1/1	6	4	2	0.0	0.0	0	0	0	0	0
Nov 10	at Arz	L	1/0	2	0	2	0.0	0.0	0	0	0	0	0
Nov 16	StL	W	1/1	2	1	1	0.0	0.0	0	0	0	0	0
Nov 24	at Dal	L	1/1	7	5	2	0.0	0.0	0	0	0	0	0
Nov 31	at Buf	W	1/1	5	2	3	0.0	0.0	0	0	0	0	0
Dec 7	NYJ	W	1/1	5	3	2	0.0	0.0	0	0	0	0	0
Dec 14	at Mia	L	1/1	5	2	3	1.0	6.0	0	0	0	0	0
Dec 21	at StL	W	1/1	3	1	2	0.0	0.0	0	0	1	0	0
Dec 28	Was	W	1/1	6	2	4	0.0	0.0	0	0	0	1	0
TOTALS			**16/15**	**77**	**43**	**34**	**1.0**	**6.0**	**0**	**0**	**2**	**2**	**0**



38 S

DASHON GOLDSON

(duh-SHONN)

Ht: 6–2 **Wt:** 200 **Born:** 9/18/84
College: Washington
Exp: 3rd Year (D–4B in '07)
Career Games/Starts: 19/2

A talented, young safety with great size and range, Dashon Goldson has earned valuable experience on defense and special teams since being selected in the fourth round of the 2007 NFL Draft by the 49ers. Known for his penchant to be around the football, Goldson was limited to 9 games last season due to a knee injury. In 19 games played, he has tallied 38 tackles and 3 PDs, while also totaling 20 special teams stops.

TRANSACTIONS: Originally the second of three fourth–round (126th pick overall) draft choices by SF in 2007.

GOLDMINE:

- Dashon used to keep his hair short, but when he entered college he let his hair grow. Now, his long dreadlocks hang out of his helmet on game days. "I don't like just anyone cutting my hair because they can mess you up," said Goldson. "So while I was in college, it started getting long, so I decided to let it go for the first time. First I had braids, but everyone had braids. So, I decided to lock it up."

2008:

- Started first game of career when 49ers opened game in nickel defense at Sea. (9/14) and totaled 5 tackles.
- Posted 1 tackle at NYG (10/19) before leaving game with a knee injury in 2nd qtr.
- Saw extensive action at safety vs. Was. (12/28) in place of starter S Michael Lewis, who was injured in 2nd qtr.

PERSONAL:

- Attended Narbonne (CA) HS, where he received two votes in the *Long Beach Press–Telegram's* 2001 "Best in the West" poll, and earned first–team All–Marine League honors in each of his final two seasons.
- As a senior, totaled 130 tackles and 6 INTs, with 2 for TDs.
- Born Dashon Goldson (9/18/84) in Carson, CA.
- Earned a degree in African Ethnic Studies in June 2006.

GOLDSON'S NFL STATISTICS

				TACKLES					INTERCEPTIONS					FUMBLES		
YEAR	TEAM	GP	GS	TOT	SOL	AST	SACKS	YDS	INT	YDS	LG	TD	PD	FF	FR	YDS
2007	SF	10	0	15	7	8	0.0	0.0	0	0	0	0	2	0	0	0
2008	SF	9	2	23	12	11	0.0	0.0	0	0	0	0	1	0	0	0
TOTALS		19	2	38	19	19	0.0	0.0	0	0	0	0	3	0	0	0

Additional Statistics:
Special Teams Tackles – 20: 2007 (10), 2008 (10)

Goldson's Career Highs

Total Tackles: 5 at Sea. (9/14/08)
Solo: 3 (2 times) Last vs. Arz. (9/7/08)
Passes Defensed: 1 (3 times) Last vs. Was. (12/28/08)

GOLDSON'S GAME-BY-GAME

2007

Date	Opp	W/L	P/S	Tot	Sol	Ast	Sk	Yds	Int	Yds	PD	FF	FR
Sep 10	Arz	W				INACTIVE (Elbow)							
Sep 16	at StL	W				INACTIVE (Elbow)							
Sep 23	at Pit	L				INACTIVE (Elbow)							
Sep 30	Sea	L				INACTIVE (Elbow)							
Oct 7	Bal	L	1/0	0	0	0	0.0	0.0	0	0	0	0	0
Oct 21	at NYG	L	1/0	4	3	1	0.0	0.0	0	0	0	0	0
Oct 28	NO	L	1/0	0	0	0	0.0	0.0	0	0	0	0	0
Nov 4	at Atl	L	1/0	1	0	1	0.0	0.0	0	0	0	0	0
Nov 12	at Sea	L	1/0	0	0	0	0.0	0.0	0	0	0	0	0
Nov 18	StL	L				INACTIVE							
Nov 25	at Arz	W				INACTIVE							
Dec 2	at Car	L	1/0	1	1	0	0.0	0.0	0	0	1	0	0
Dec 9	Min	L	1/0	3	1	2	0.0	0.0	0	0	0	0	0
Dec 15	Cin	W	1/0	0	0	0	0.0	0.0	0	0	0	0	0
Dec 23	TB	W	1/0	1	0	1	0.0	0.0	0	0	1	0	0
Dec 30	at Cle	L	1/0	5	2	3	0.0	0.0	0	0	0	0	0
TOTALS			10/0	15	7	8	0.0	0.0	0	0	2	0	0

2008

Date	Opp	W/L	P/S	Tot	Sol	Ast	Sk	Yds	Int	Yds	PD	FF	FR
Sep 7	Arz	L	1/0	4	3	1	0.0	0.0	0	0	0	0	0
Sep 14	at Sea	W	1/1	6	2	4	0.0	0.0	0	0	0	0	0
Sep 21	Det	W	1/0	1	1	0	0.0	0.0	0	0	0	0	0
Sep 28	at NO	L	1/1	4	2	2	0.0	0.0	0	0	0	0	0
Oct 5	NE	L	1/0	2	0	2	0.0	0.0	0	0	0	0	0
Oct 12	Phi	L	1/0	2	2	0	0.0	0.0	0	0	0	0	0
Oct 19	at NYG	L	1/0	1	0	1	0.0	0.0	0	0	0	0	0
Oct 26	Sea	L				INACTIVE (Knee)							
Nov 10	at Arz	L				INACTIVE (Knee)							
Nov 16	StL	W				INACTIVE (Knee)							
Nov 24	at Dal	L				INACTIVE (Knee)							
Nov 31	at Buf	W				INACTIVE (Knee)							
Dec 7	NYJ	W				INACTIVE (Knee)							
Dec 14	at Mia	L				INACTIVE (Knee)							
Dec 21	at StL	W	1/0	0	0	0	0.0	0.0	0	0	0	0	0
Dec 28	Was	W	1/0	3	2	1	0.0	0.0	0	0	1	0	0
TOTALS			9/2	23	12	11	0.0	0.0	0	0	1	0	0

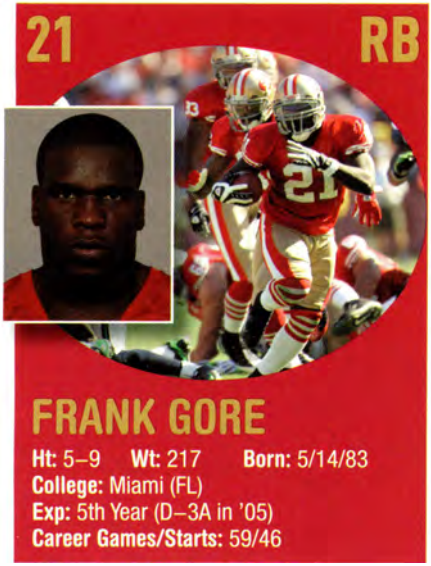

FRANK GORE

Ht: 5–9 **Wt:** 217 **Born:** 5/14/83
College: Miami (FL)
Exp: 5th Year (D–3A in '05)
Career Games/Starts: 59/46

The heart of the 49ers offense for the past 4 seasons, Pro Bowl back Frank Gore has established himself as one of the premier running backs in the NFL. Known as a breakaway threat and tough inside runner, the former third–round pick became the first 49er in team history to record 3 consecutive 1,000–yd. rushing seasons. Gore's 3,833 rushing yds. over the past 3 years rank as the 2nd–most of any running back during that time span, trailing only RB LaDainian Tomlinson's 4,399. His 4.72 yds. per carry since 2006 rank as the highest avg. of any running back with at least 700 carries. Gore rushed for 1,036 yds. and a team–high 6 TDs in 2008 despite starting only 14 games.

TRANSACTIONS: Originally the first of two third–round (65th pick overall) draft choices by SF in 2005.

GOLDMINE:

- Frank's determination to run over defenders comes from his tough upbringing in Miami, FL. Some considered his football career over when he suffered two serious knee injuries at the University of Miami. He relied, however, on his mother Liz's strength to help him through. "She had been on dialysis (awaiting a kidney transplant) since I was in the 11th grade and raised three kids as a single woman," Frank said. Unfortunately, Liz lost her battle with kidney disease before the 49ers second game of the 2007 season against the St. Louis Rams. Playing with a heavy heart, Frank responded by rushing for 81 yds. and 2 TDs, including a 43–yd. score on a 4th–and–1 carry, helping the 49ers to a 17–16 victory.
- Frank has spent the past summers running hills in Miami with a truck tire tethered to his torso as part of his training regimen.
- Frank likes to remind himself of the kind of running back he was in high school. He's known to watch old high school highlight films of himself the day before games. It also helps him feel as if he's not too far from home. Frank rushed for 2,953 yds. and 34 TDs as a senior at Coral Gables (FL) HS.

AWARDS & HONORS:

2006: NFC Pro Bowl, Ed Block Courage Award, Bill Walsh Award, NFC Offensive Player of the Week (weeks 5 &11)
2007: Garry Niver Award, NFC Offensive Player of the Week (Week 12)

CAREER HIGHLIGHTS:

- Earned Pro Bowl honors in 2006 after setting franchise records with 312 carries, 1,695 rushing yds., 2,180 total yds. from scrimmage and 9 100–yd. rushing games.
- Became the first 49er in team history to record 3 consecutive 1,000–yd. rushing seasons.
- His 3,833 rushing yds. since 2006 rank as the 2nd–most of any running back during that time span, trailing only RB LaDainian Tomlinson's 4,399. His 4.72 yds. per carry since 2006 rank as the highest avg. of any running back with at least 700 carries.
- In 2007, battled through a broken hand suffered in training camp and an ankle injury during the season to rank 6th in the NFL in total yds. from scrimmage (1,538 yds. – 1,102 rushing, 436 receiving).
- Set a 49ers single–game rushing record with 212 yds. vs. Sea. (11/19/06).
- Led the team as a rookie with 608 rushing yds., in 2005.

2008:

- Led team in rushing with 1,036 yds. and 6 TDs, becoming first player in 49ers history to record 3 consecutive 1,000–yd. rushing seasons.
- Totaled 151 yds. of offense in season–opener vs. Arz. (9/7), rushing for 96 yds. on 14 carries, including a 41–yd. TD run, and catching 4 passes for 55 yds.
- Rushed for 130 yds. on 27 carries and a TD vs. Det. (9/21).
- Scored 2 first half TDs vs. StL (11/16) as he posted his 15th career 100–yd. rushing game.
- Recorded 52 rushing yds. and a TD vs. NYJ (12/7) before leaving game with an ankle injury in 3rd qtr.

PERSONAL:

- Attended Coral Gables (FL) HS, where he was one of nation's most heavily–recruited and highly–regarded running backs after setting a Dade County record in 2000 for rushing yd. avg. in a season with 2,953 yds. and 34 TDs as a senior.
- Rushed for 1,559 yds. and 28 TDs as a junior in 1999 in addition to posting 301 receiving yds. and 4 more scores through the air.
- Listed as best tailback on *Florida Times–Union* Super 75 list and earned Super Prep All–American honors.
- Born Frank Gore (5/14/83) in Coral Gables, FL. Single. Resides in Coral Gables, FL.
- Majored in business management and organization.

GORE'S NFL STATISTICS

				RUSHING					RECEIVING				
YEAR	TEAM	GP	GS	ATT	YDS	AVG	LG	TD	NO	YDS	AVG	LG	TD
2005	SF	14	1	127	608	4.8	72t	3	15	131	8.7	47	0
2006	SF	16	16	312	1,695	5.4	72	8	61	485	8.0	39	1
2007	SF	15	15	260	1,102	4.2	43t	5	53	436	8.2	23t	1
2008	SF	14	14	240	1,036	4.3	41t	6	43	373	8.7	26	2
TOTALS		59	46	939	4,441	4.7	72t	22	172	1,425	8.3	47	4

Additional Statistics:

Fumbles-Lost – 15-11: 1–1 in 2005, 5–5 in 2006, 3–2 in 2007, 6–3 in 2008

Gore's Career Highs

Rushes: 31 at Den. (12/31/06)
Rushing Yards: 212 vs. Sea. (11/19/06)
Long Rush: 72 (2 times) Last vs. GB (12/10/06)
Touchdown Rushes: 2 (6 times) Last vs. StL (11/16/08)
Receptions: 11 at Arz. (11/25/07)

Receiving Yards: 98 at Arz. (11/25/07)
Long Receptions: 47 at Jac. (12/18/05)
Touchdown Receptions: 1 (4) Last vs. NYJ (12/7/08)
Combined Yards: 238 (212 rush, 26 rec.) vs. Sea. (11/19/06)

GORE'S GAME-BY-GAME

2005

Date	Opp	W/L	P/S	Rsh	Yds	Avg	Lg	TD	Rec	Yds	TD
Sep 11	StL	W	1/0	4	17	4.3	9	0	2	21	0
Sep 18	at Phi	L	1/0	4	15	3.8	6	0	0	0	0
Sep 25	Dal	L	1/0	7	42	6.0	9	0	1	5	0
Oct 2	at Arz	L	1/0	2	4	2.0	4	0	2	-12	0
Oct 9	Ind	L	1/0	8	31	3.9	11	0	1	14	0
Oct 23	at Was	L	1/0	9	89	9.9	72t	1	0	0	0
Oct 30	TB	W	1/0	10	40	4.0	9	0	1	-7	0
Nov 6	NYG	L	1/0	7	33	4.7	22	0	1	3	0
Nov 13	at Chi	L	1/0	14	55	3.9	19	0	0	0	0
Nov 20	Sea	L	INACTIVE (Groin)								
Nov 27	at Ten	L	INACTIVE (Groin)								
Dec 4	Arz	L	1/0	6	22	3.7	9	0	1	31	0
Dec 11	at Sea	L	1/0	2	5	2.5	4	0	1	6	0
Dec 18	at Jac	L	1/1	19	79	4.2	18	0	3	57	0
Dec 24	at StL	W	1/0	10	68	6.8	30t	2	0	0	0
Jan 1	Hou	W	1/0	25	108	4.3	28	0	2	13	0
TOTALS			14/1	127	608	4.8	72t	3	15	131	0

2006

Date	Opp	W/L	P/S	Rsh	Yds	Avg	Lg	TD	Rec	Yds	TD
Sep 10	at Arz	L	1/1	16	87	5.4	32	2	6	83	0
Sep 17	StL	W	1/1	29	127	4.4	32t	1	2	10	0
Sep 24	Phi	L	1/1	16	52	3.3	15	0	6	22	0
Oct 1	at KC	L	1/1	14	65	4.6	14	0	2	14	0
Oct 8	Oak	W	1/1	27	134	5.0	26	0	3	38	0
Oct 15	SD	L	1/1	10	55	5.5	22	0	5	35	0
Oct 29	at Chi	L	1/1	12	111	9.3	53	0	2	9	0
Nov 5	Min	W	1/1	19	41	2.2	11	0	5	36	0
Nov 12	at Det	W	1/1	22	159	7.2	61t	1	2	14	0
Nov 19	Sea	W	1/1	24	212	8.8	51	0	4	26	0
Nov 26	at StL	L	1/1	21	134	6.4	18	1	4	31	0
Dec 3	NO	L	1/1	13	40	3.1	12	0	5	28	0
Dec 10	GB	L	1/1	18	130	7.2	72	1	3	38	0
Dec 14	at Sea	W	1/1	29	144	5.0	40	0	4	34	1
Dec 24	Arz	L	1/1	11	51	4.6	15	2	6	35	0
Dec 31	at Den	W	1/1	31	153	4.9	24	0	2	32	0
TOTALS			16/16	312	1695	5.4	72	8	61	485	1

2007

Date	Opp	W/L	P/S	Rsh	Yds	Avg	Lg	TD	Rec	Yds	TD
Sep 10	Arz	W	1/1	18	55	3.1	12	1	1	21	0
Sep 16	at StL	W	1/1	20	81	4.1	43t	2	2	4	0
Sep 23	at Pit	L	1/1	14	39	2.8	11	0	2	12	0
Sep 30	Sea	L	1/1	16	79	4.9	17	0	3	42	0
Oct 7	Bal	L	1/1	16	52	3.3	10	0	3	23	0
Oct 21	at NYG	L	1/1	14	88	6.3	24	0	3	23	0
Oct 28	NO	L	1/1	12	41	3.4	9	0	1	0	0
Nov 4	at Atl	L	INACTIVE (Ankle)								
Nov 12	at Sea	L	1/1	13	72	5.5	16	0	2	7	0
Nov 18	StL	L	1/1	15	32	2.1	7	0	5	31	0
Nov 25	at Arz	W	1/1	21	116	5.5	35t	2	11	98	0
Dec 2	at Car	L	1/1	12	58	4.8	11	0	5	53	0
Dec 9	Min	L	1/1	16	68	4.3	15	0	8	49	0
Dec 15	Cin	W	1/1	29	138	4.8	20	0	1	9	0
Dec 23	TB	W	1/1	21	89	4.2	20	0	4	43	1
Dec 30	at Cle	L	1/1	23	94	4.1	16	0	2	21	0
TOTALS			15/15	260	1102	4.2	43t	5	53	436	1

2008

Date	Opp	W/L	P/S	Rsh	Yds	Avg	Lg	TD	Rec	Yds	TD
Sep 7	Arz	L	1/1	14	96	6.9	41t	1	4	55	0
Sep 14	at Sea	W	1/1	19	61	3.2	23	1	5	38	0
Sep 21	Det	W	1/1	27	130	4.8	33	1	4	32	0
Sep 28	at NO	L	1/1	16	82	5.1	11	0	2	31	0
Oct 5	NE	L	1/1	12	54	4.5	16	0	4	24	1
Oct 12	Phi	L	1/1	19	101	5.3	25	1	3	16	0
Oct 19	at NYG	L	1/1	11	11	1.0	5	0	3	50	0
Oct 26	Sea	L	1/1	18	94	5.2	29	0	7	65	0
Nov 10	at Arz	L	1/1	23	99	4.3	20	0	1	6	0
Nov 16	StL	W	1/1	18	106	5.9	37	2	2	8	0
Nov 24	at Dal	L	1/1	14	26	1.9	7	0	1	6	0
Nov 31	at Buf	W	1/1	24	66	2.8	12	0	3	23	0
Dec 7	NYJ	W	1/1	14	52	3.7	12	0	3	13	1
Dec 14	at Mia	L	INACTIVE (Ankle)								
Dec 21	at StL	W	INACTIVE (Ankle)								
Dec 28	Was	W	1/1	11	58	5.3	11	0	1	6	0
TOTALS			14/14	240	1036	4.3	41t	6	43	373	2

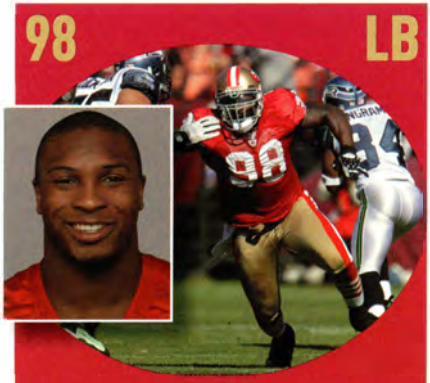

98 LB

PARYS HARALSON
(PARIS)

Ht: 6–0 **Wt:** 255 **Born:** 1/24/84
College: Tennessee
Exp: 4th Year (D–5 in '06)
Career Games/Starts: 39/21

Parys Haralson had a breakout season in 2008, leading the team with a career–high 8 sacks, a total that tied for 2nd most among NFC linebackers and marked the most by a 49ers linebacker in a single season since Kevin Greene recorded 10.5 in 1997. His efforts were rewarded with a four–year contract extension through 2013 this spring. After serving as a reserve during his rookie season, Haralson moved into the starting lineup 6 games into 2007 season in place of an injured LB Manny Lawson (knee). He went on to start 11 games that year before starting 10 contests in 2008. A former collegiate defensive end, Haralson made the transition to outside linebacker upon joining San Francisco.

TRANSACTIONS: Originally a fifth–round (140th pick overall) draft choice by SF in 2006...Signed a four–year contract extension through 2014 on 4/16/09.

GOLDMINE:

- Parys' diligent work ethic was instilled at the age of 14. While growing up in Flora, MS, his uncle and grandparents gave him an early introduction to life in the real world. He worked with his uncle at Sun Belt Bolts and Screws until he was 18 years old. After that, he labored in his grandfather's junkyard. Parys says his family helped instill the blue–collar foundation he leans on now as an NFL player. "You had to have a hard work ethic because it was an 8–hour job in the hot Mississippi sun. Sometimes I didn't want to go, but my grandparents made me go because if I didn't work for what I wanted, they weren't going to give it to me." Those lessons taught Parys that good things don't come without hard work and perseverance.

CAREER HIGHLIGHTS:

- Led the team with a career–high 8 sacks in 2008, a total that tied for 2nd–most among NFC LBs and marked the most by a 49ers LB in a single season since Kevin Greene (10.5) in 1997.

2008:

- Posted career–highs with 57 tackles and 8 sacks. His sack total ranked tied for 2nd among NFC linebackers and were the most by a 49er since Andre Carter's 12.5 in 2002.
- Had a career–high 2 sacks vs. Arz. (9/7).
- Made first start of season vs. Phi. (10/12).
- Tallied 3 tackles, 1 sack and 1 FR vs. StL (11/16).
- Notched 5 tackles and 1.5 sacks vs. NYJ (12/7).

PERSONAL:

- All–American selection as a senior at Madison Central (MS) HS. Also a two–time Class 5A All–State and three–time All–Metro choice.
- Helped Madison Central to a state title his sophomore season with a 15–0 record, while his junior (9–2) and senior (10–3) teams also advanced to the playoffs.
- Born Parys Sharron Haralson (1/24/84) in Flora, MS.
- Majored in sociology.

HARALSON'S NFL STATISTICS

				TACKLES					INTERCEPTIONS					FUMBLES		
YEAR	TEAM	GP	GS	TOT	SOL	AST	SACKS	YDS	INT	YDS	LG	TD	PD	FF	FR	YDS
2006	SF	7	0	5	5	0	0	0.0	0	0	0	0	0	0	0	0
2007	SF	16	11	52	32	20	2.5	15.0	0	0	0	0	0	0	0	0
2008	SF	16	10	57	35	22	8.0	45.0	0	0	0	0	2	0	1	0
TOTALS		39	21	114	72	42	10.5	60.0	0	0	0	0	2	0	1	0

Additional Statistics:
Special Teams Tackles – 18: 2007 (11), 2008 (7)

Haralson's Career Highs
Total Tackles: 7 at NYG (10/21/07)
Solo: 4 (3 times) Last vs. NYJ (12/7/08)
Sacks: 2 at Sea. (9/7/08)

HARALSON'S GAME-BY-GAME

2006

Date	Opp	W/L	P/S	Tot	Sol	Ast	Sk	Yds	Int	Yds	PD	FF	FR
Sep 10	at Arz	L				INACTIVE (Foot)							
Sep 17	StL	W	1/0	0	0	0	0.0	0.0	0	0	0	0	0
Sep 24	Phi	L	1/0	0	0	0	0.0	0.0	0	0	0	0	0
Oct 1	at KC	L	1/0	1	1	0	0.0	0.0	0	0	0	0	0
Oct 8	Oak	W	1/0	1	1	0	0.0	0.0	0	0	0	0	0
Oct 15	SD	L	1/0	1	1	0	0.0	0.0	0	0	0	0	0
Oct 29	at Chi	L	1/0	1	1	0	0.0	0.0	0	0	0	0	0
Nov 5	Min	W	1/0	1	1	0	0.0	0.0	0	0	0	0	0
						Placed on Injured Reserve List on 11/7							
TOTALS			7/0	5	5	0	0.0	0.0	0	0	0	0	0

2007

Date	Opp	W/L	P/S	Tot	Sol	Ast	Sk	Yds	Int	Yds	PD	FF	FR
Sep 10	Arz	W	1/0	1	1	0	0.0	0.0	0	0	0	0	0
Sep 16	at StL	W	1/0	0	0	0	0.0	0.0	0	0	0	0	0
Sep 23	at Pit	L	1/0	0	0	0	0.0	0.0	0	0	0	0	0
Sep 30	Sea	L	1/0	0	0	0	0.0	0.0	0	0	0	0	0
Oct 7	Bal	L	1/0	5	2	3	0.0	0.0	0	0	0	0	0
Oct 21	at NYG	L	1/1	7	4	3	0.0	0.0	0	0	0	0	0
Oct 28	NO	L	1/1	4	3	1	0.0	0.0	0	0	0	0	0
Nov 4	at Atl	L	1/1	6	3	3	0.5	3.5	0	0	0	0	0
Nov 12	at Sea	L	1/1	3	3	0	1.0	4.0	0	0	0	0	0
Nov 18	StL	L	1/1	6	3	3	0.5	4.0	0	0	0	0	0
Nov 25	at Arz	W	1/1	2	2	0	0.5	3.5	0	0	0	0	0
Dec 2	at Car	L	1/1	4	1	3	0.0	0.0	0	0	0	0	0
Dec 9	Min	L	1/1	4	3	1	0.0	0.0	0	0	0	0	0
Dec 15	Cin	W	1/1	2	1	1	0.0	0.0	0	0	0	0	0
Dec 23	TB	W	1/1	3	1	2	0.0	0.0	0	0	0	0	0
Dec 30	at Cle	L	1/1	5	5	0	0.0	0.0	0	0	0	0	0
TOTALS			16/11	52	32	20	2.5	15.0	0	0	0	0	0

2008

Date	Opp	W/L	P/S	Tot	Sol	Ast	Sk	Yds	Int	Yds	PD	FF	FR
Sep 7	Arz	L	1/0	4	4	0	2.0	14.0	0	0	0	0	0
Sep 14	at Sea	W	1/0	1	0	1	0.0	0.0	0	0	0	0	0
Sep 21	Det	W	1/0	2	1	1	1.0	6.0	0	0	0	0	0
Sep 28	at NO	L	1/0	3	2	1	0.0	0.0	0	0	0	0	0
Oct 5	NE	L	1/0	3	1	2	0.5	3.0	0	0	0	0	0
Oct 12	Phi	L	1/1	4	3	1	0.0	0.0	0	0	1	0	0
Oct 19	at NYG	L	1/0	1	0	1	0.0	0.0	0	0	1	0	0
Oct 26	Sea	L	1/1	5	3	2	0.0	0.0	0	0	0	0	0
Nov 10	at Arz	L	1/1	5	2	3	0.0	0.0	0	0	0	0	0
Nov 16	StL	W	1/1	3	3	0	1.0	6.0	0	0	0	0	1
Nov 24	at Dal	L	1/1	1	0	1	0.0	0.0	0	0	0	0	0
Nov 31	at Buf	W	1/1	5	3	2	1.0	3.0	0	0	0	0	0
Dec 7	NYJ	W	1/1	5	4	1	1.5	5.0	0	0	0	0	0
Dec 14	at Mia	L	1/1	4	3	1	0.0	0.0	0	0	0	0	0
Dec 21	at StL	W	1/1	6	3	3	1.0	8.0	0	0	0	0	0
Dec 28	Was	W	1/1	5	3	2	0.0	0.0	0	0	0	0	0
TOTALS			16/10	57	35	22	8.0	45.0	0	0	2	0	1



MARQUES HARRIS

(MAR-kuss)

Ht: 6–1 **Wt:** 245 **Born:** 9/20/81
College: Southern Utah
Exp: 5th Year (UFA in '09)
Career Games/Starts: 56/6

A free agent signing by the 49ers in 2009, Marques Harris spent his first four seasons as a member of the San Diego Chargers. Known as a playmaker on special teams, Harris provides a pass rush threat from the linebacker position. He started a career–high 3 games in 2008, posting 29 tackles, 2.5 sacks and 2 FFs.

TRANSACTIONS: Originally signed by SD as an undrafted rookie free agent on 04/29/05…Signed by SF as an unrestricted free agent on 04/30/09.

GOLDMINE:

- Having spent most of his childhood in Colorado, Marques participates in a wide range of outdoor activities, including snowboarding, backpacking, camping and fishing.
- When Marques began his collegiate career at the University of Colorado, he became a second generation Buffalo. His dad, Alvin Phillips, played linebacker for the Buffaloes from 1972–76, and his uncle, Chuck Wiman, also played for the Buffaloes in the '70s.

2008 (San Diego):

- Recovered surprise onside kick in 2nd qtr. on Monday Night Football game vs. NYJ (9/22).
- At Oak. (9/28), sacked QB JaMarcus Russell for 9–yd. loss on a 3rd–and–6 play, while stripping football and recovering it at the 13–yd. line.
- Started at Mia. (10/5) for an injured Jyles Tucker (hamstring) and shared a 2nd qtr. sack with LB Shaun Phillips.
- Made second start of season vs. NE (10/12), posting an 8–yd. sack and a FF on QB Matt Cassel in 2nd qtr.

PERSONAL:

- Attended Grand Junction (CO) HS, where he was a two–time first–team all–league choice.
- Lettered four years in wrestling, earning all–state three times and winning state title in 189–pound weight class.
- Played catcher and outfielder in baseball as a freshman and sophomore.
- Born Marques Harris (9/20/81) in Salt Lake City, UT. He and his wife, Brandy, have a daughter and son, Savannah and Daunte.
- Earned degree in communications from Colorado.

HARRIS' NFL STATISTICS

				TACKLES					INTERCEPTIONS					FUMBLES		
YEAR	TEAM	GP	GS	TOT	SOL	AST	SACKS	YDS	INT	YDS	LG	TD	PD	FF	FR	YDS
2005	SD	11	0	2	2	0	1.0	9.0	0	0	0	0	1	0	0	0
2006	SD	15	1	25	15	10	3.0	9.0	0	0	0	0	3	1	2	0
2007	SD	15	2	19	8	11	1.5	13.5	0	0	0	0	0	0	1	1
2008	SD	15	3	29	17	12	2.5	19.5	0	0	0	0	0	2	1	0
TOTALS		56	6	75	42	33	8.0	51.0	0	0	0	0	4	3	4	1

HARRIS' POSTSEASON NFL STATISTICS

				TACKLES					INTERCEPTIONS					FUMBLES		
YEAR	TEAM	GP	GS	TOT	SOL	AST	SACKS	YOS	INT	YDS	LG	TD	PD	FF	FR	YDS
2007	SD	2	0	0	0	0	0.0	0.0	0	0	0	0	0	0	0	0
2008	SD	2	0	1	0	1	0.0	0.0	0	0	0	0	0	0	0	0
TOTALS		4	0	1	0	1	0.0	0.0	0	0	0	0	0	0	0	0

Additional Statistics:

Special Teams Tackles – 22: 2005 (8), 2006 (1), 2007 (8), 2008 (5); **Postseason - 5:** 2007 (2), 2008 (3)
Touchdowns – 1: 2006 (Fumble recovery vs. Cle., 11/5/06)

Harris' Career Highs

Total Tackles: 7 at Den. (11/19/06)
Sacks: 1 (7 times) Last at NE (10/12/08)

HARRIS' GAME-BY-GAME

2005 (San Diego)

Date	Opp	W/L	P/S	Tot	Sol	Ast	Sk	Yds	Int	Yds	PD	FF	FR
Sep 11	Dal	L					INACTIVE						
Sep 18	at Den	L					INACTIVE						
Sep 25	NYG	W	1/0	1	1	0	1.0	9.0	0	0	0	0	0
Oct 2	at NE	W					INACTIVE						
Oct 10	Pit	L					INACTIVE						
Oct 16	at Oak	W	1/0	0	0	0	0.0	0.0	0	0	0	0	0
Oct 23	at Phi	L					INACTIVE						
Oct 30	KC	W	1/0	0	0	0	0.0	0.0	0	0	1	0	0
Nov 6	at NYJ	W	1/0	0	0	0	0.0	0.0	0	0	0	0	0
Nov 20	Buf	W	1/0	1	1	0	0.0	0.0	0	0	0	0	0
Nov 27	at Was	W	1/0	0	0	0	0.0	0.0	0	0	0	0	0
Dec 4	Oak	W	1/0	0	0	0	0.0	0.0	0	0	0	0	0
Dec 11	Mia	L	1/0	0	0	0	0.0	0.0	0	0	0	0	0
Dec 18	at Ind	W	1/0	0	0	0	0.0	0.0	0	0	0	0	0
Dec 24	at KC	L	1/0	0	0	0	0.0	0.0	0	0	0	0	0
Dec 31	Den	L	1/0	0	0	0	0.0	0.0	0	0	0	0	0
TOTALS			**11/0**	**2**	**2**	**0**	**1.0**	**9.0**	**0**	**0**	**1**	**0**	**0**

2006 (San Diego)

Date	Opp	W/L	P/S	Tot	Sol	Ast	Sk	Yds	Int	Yds	PD	FF	FR
Sep 11	at Oak	W	1/0	2	1	1	0.0	0.0	0	0	0	0	1
Sep 17	Ten	W	1/0	1	0	1	0.0	0.0	0	0	1	0	0
Oct 1	at Bal	L	1/0	1	1	0	0.0	0.0	0	0	0	0	0
Oct 8	Pit	W	1/0	1	0	1	0.0	0.0	0	0	0	0	0
Oct 15	at SF	W	1/0	0	0	0	0.0	0.0	0	0	0	0	0
Oct 22	at KC	L	1/0	1	1	0	1.0	6.0	0	0	1	1	0
Oct 29	StL	W	1/0	2	2	0	0.0	0.0	0	0	0	0	0
Nov 5	Cle	W	1/1	5	4	1	1.0	0.0	0	0	1	0	1
Nov 12	at Cin	W	1/0	2	2	0	0.0	0.0	0	0	0	0	0
Nov 19	at Den	W	1/0	7	3	4	0.0	0.0	0	0	0	0	0
Nov 26	Oak	W	1/0	3	1	2	1.0	3.0	0	0	0	0	0
Dec 3	at Buf	W	1/0	0	0	0	0.0	0.0	0	0	0	0	0
Dec 10	Den	W	1/0	0	0	0	0.0	0.0	0	0	0	0	0
Dec 17	KC	W					INACTIVE (Hamstring)						
Dec 24	at Sea	W	1/0	0	0	0	0.0	0.0	0	0	0	0	0
Dec 31	Arz	W	0/0	0	0	0	0.0	0.0	0	0	0	0	0
TOTALS			**15/1**	**25**	**15**	**10**	**3.0**	**9.0**	**0**	**0**	**3**	**1**	**2**

2006 Postseason (San Diego)

Date	Opp	W/L	P/S	Tot	Sol	Ast	Sk	Yds	Int	Yds	PD	FF	FR
Jan 14	NE	L					INACTIVE						

2007 (San Diego)

Date	Opp	W/L	P/S	Tot	Sol	Ast	Sk	Yds	Int	Yds	PD	FF	FR
Sep 9	Chi	W	1/0	0	0	0	0.0	0.0	0	0	0	0	0
Sep 16	at NE	L	1/0	0	0	0	0.0	0.0	0	0	0	0	0
Sep 23	at GB	L	1/0	0	0	0	0.0	0.0	0	0	0	0	0
Sep 30	KC	L	1/0	1	0	1	0.0	0.0	0	0	0	0	0
Oct 7	at Den	W	1/0	0	0	0	0.0	0.0	0	0	0	0	0
Oct 14	Oak	W	1/0	1	1	0	0.0	0.0	0	0	0	0	0
Oct 28	Hou	W	1/0	7	2	5	0.5	0.5	0	0	0	0	0
Nov 4	at Min	L	1/1	3	1	2	0.0	0.0	0	0	0	0	0
Nov 11	Ind	W	1/0	1	1	0	1.0	13.0	0	0	0	0	0
Nov 18	at Jac	L	1/0	0	0	0	0.0	0.0	0	0	0	0	0
Nov 25	Bal	W	1/0	0	0	0	0.0	0.0	0	0	0	0	1
Dec 2	at KC	W	1/0	0	0	0	0.0	0.0	0	0	0	0	0
Dec 9	at Ten	W	1/0	5	3	2	0.0	0.0	0	0	0	0	0
Dec 16	Det	W	1/1	1	0	1	0.0	0.0	0	0	0	0	0
Dec 24	Den	W	0/0	0	0	0	0.0	0.0	0	0	0	0	0
Dec 30	at Oak	W					INACTIVE (Thumb)						
TOTALS			**15/2**	**19**	**8**	**11**	**1.5**	**13.5**	**0**	**0**	**0**	**0**	**1**

2007 Postseason (San Diego)

Date	Opp	W/L	P/S	Tot	Sol	Ast	Sk	Yds	Int	Yds	PD	FF	FR
Jan 6	Ten	W					INACTIVE						
Jan 13	at Ind	W	1/0	0	0	0	0.0	0.0	0	0	0	0	0
Jan 20	at NE	L	1/0	0	0	0	0.0	0.0	0	0	0	0	0
TOTALS			**2/0**	**0**	**0**	**0**	**0.0**	**0.0**	**0**	**0**	**0**	**0**	**0**

2008 (San Diego)

Date	Opp	W/L	P/S	Tot	Sol	Ast	Sk	Yds	Int	Yds	PD	FF	FR
Sep 7	Car	L	1/0	2	1	1	0.0	0.0	0	0	0	0	0
Sep 14	at Den	L	1/0	0	0	0	0.0	0.0	0	0	0	0	0
Sep 22	NYJ	W	1/0	0	0	0	0.0	0.0	0	0	0	0	0
Sep 28	at Oak	W	1/0	1	1	0	1.0	9.0	0	0	0	1	1
Oct 5	at Mia	L	1/1	7	4	3	0.5	2.5	0	0	0	0	0
Oct 12	NE	W	1/1	5	3	2	1.0	8.0	0	0	0	1	0
Oct 19	at Buf	L	1/1	3	2	1	0.0	0.0	0	0	0	0	0
Oct 26	at NO	L	1/0	1	1	0	0.0	0.0	0	0	0	0	0
Nov 9	KC	W	1/0	1	0	1	0.0	0.0	0	0	0	0	0
Nov 16	at Pit	L	1/0	4	2	2	0.0	0.0	0	0	0	0	0
Nov 23	Ind	L	1/0	1	0	1	0.0	0.0	0	0	0	0	0
Nov 30	Atl	L	1/0	1	1	0	0.0	0.0	0	0	0	0	0
Dec 4	Oak	W					INACTIVE (Hamstring)						
Dec 14	at KC	W	1/0	1	1	0	0.0	0.0	0	0	0	0	0
Dec 21	at TB	W	1/0	1	0	1	0.0	0.0	0	0	0	0	0
Dec 28	Den	W	1/0	1	1	0	0.0	0.0	0	0	0	0	0
TOTALS			**15/3**	**29**	**17**	**12**	**2.5**	**19.5**	**0**	**0**	**0**	**2**	**1**

2008 Postseason (San Diego)

Date	Opp	W/L	P/S	Tot	Sol	Ast	Sk	Yds	Int	Yds	PD	FF	FR
Jan 3	Ind	W	1/0	1	0	1	0.0	0.0	0	0	0	0	0
Jan 11	at Pit	L	1/0	0	0	0	0.0	0.0	0	0	0	0	0
TOTALS			**2/0**	**1**	**0**	**1**	**0.0**	**0.0**	**0**	**0**	**0**	**0**	**0**



27 CB

WALT HARRIS

Ht: 5–11 **Wt:** 196 **Born:** 8/10/74
College: Mississippi State
Exp: 14th Year (FA in '06)
Career Games/Starts: 193/173

Walt Harris brings an abundance of experience and talent to the 49ers secondary. A first–round selection by Chicago in 1996, Harris is an invaluable team leader and mentor in both the classroom and on the field. He joined the 49ers after playing six NFL seasons in Chicago, two in Indianapolis and two in Washington. There are only three active defensive backs who have played more career games than Harris – Aaron Glenn (205), Lawyer Milloy (202) and Ty Law (196). Harris tied for the team lead in INTs in 2008 (3) and 2007 (4) after totaling a career–high 8 picks in 2006. His 8 INTs ranked tied for first in the NFC as he was named to his first Pro Bowl.

TRANSACTIONS: Originally a first–round (13th pick overall) draft choice by Chi. in 1996…Signed by Ind. as an unrestricted free agent on 3/18/02…Waived by Ind. on 2/27/04…Signed by Was. as a free agent on 3/18/04…Waived by Was. on 3/10/06..Signed by SF as a free agent on 3/15/06.

GOLDMINE:

- Walt's competitive streak can be traced back to his childhood when he had to pull out all the stops to stand out from his 10 siblings. Walt is the youngest of 11 children as he has 6 older brothers and 4 older sisters.

AWARDS & HONORS:

1996: *College & Pro Football Newsweekly* All–Rookie team, *Football News* All–Rookie team, PFWA All–Rookie Team

2006: NFC Pro Bowl, PFW/PFWA All–NFC Team, NFC Player of the Month (November), NFC Defensive Player of the Week (Week 17), Bill Walsh Award

CAREER HIGHLIGHTS:

- Only three active defensive backs have played more career games than Harris – Aaron Glenn (205), Lawyer Milloy (202) and Ty Law (196).
- Tied for team lead in INTs in 2008 (3) and 2007 (4) after totaling a career–high 8 picks in 2006. His 8 INTs ranked tied for first in the NFC as he was named to his first Pro Bowl.
- Has scored 5 career TDs (4 INTs returned for TDs and one score off of a blocked punt).

2008 (San Francisco):

- Tallied 5 tackles, 1 INT and 1 PD at Sea. (9/14). Tipped a pass that LB Patrick Willis intercepted and returned 86 yds. for a TD. On the next series, intercepted a QB Matt Hasselbeck pass at the Seattle 42–yd. line, which eventually led to a RB Frank Gore TD and 27–20 lead.
- Posted 5 tackles, 3 PDs, 1 sack and 1 INT vs. StL (11/16).
- Recorded 4 tackles and 1 INT vs. NYJ (12/7), while helping limit QB Brett Favre to just 137 passing yds.

PERSONAL:

- Attended LaGrange (GA) HS and was All–America honorable mention by *USA Today*, helping team compile a 34–6 record in his final three years.
- Also ran track as a hurdler at LaGrange.
- Born Walter Harris (8/10/74) in LaGrange, GA. Married to Trina. Couple resides in Atlanta, GA with three children: Courtney, London and Summer.

HARRIS' NFL STATISTICS

				TACKLES					INTERCEPTIONS					FUMBLES		
YEAR	TEAM	GP	GS	TOT	SOL	AST	SACKS	YDS	INT	YDS	LG	TD	PD	FF	FR	YDS
1996	CHI	15	13	113	93	20	0.0	0.0	2	0	0	0	18	2	2	8
1997	CHI	16	16	94	75	19	0.0	0.0	5	30	12	0	19	4	1	0
1998	CHI	14	14	85	65	20	0.0	0.0	4	41	26	1	21	1	1	0
1999	CHI	15	15	71	48	23	1.0	0.0	1	–1	–1	0	11	0	1	0
2000	CHI	12	12	52	36	16	0.0	0.0	2	35	35t	1	14	1	0	0
2001	CHI	15	13	70	47	23	0.0	0.0	1	45	39t	1	9	1	2	0
2002	IND	15	15	61	39	22	0.0	0.0	2	0	0	0	20	1	2	21
2003	IND	16	15	55	32	23	0.0	0.0	0	0	0	0	12	1	1	0
2004	WAS	16	2	21	12	9	0.0	0.0	2	31	31	0	6	1	0	0
2005	WAS	13	12	68	55	13	0.0	0.0	1	0	0	0	8	1	0	0
2006	SF	15	15	71	55	16	1.0	6.0	8	84	42	1	17	5	2	0
2007	SF	15	15	77	58	19	0.0	0.0	4	42	23	0	12	1	0	0
2008	SF	16	16	83	69	14	1.0	0.0	3	25	24	0	12	0	0	0
TOTALS		193	173	921	684	237	3.0	6.0	35	332	42	4	179	19	12	29

HARRIS' NFL POSTSEASON STATISTICS

				TACKLES					INTERCEPTIONS					FUMBLES		
YEAR	TEAM	GP	GS	TOT	SOL	AST	SACKS	YDS	INT	YDS	LG	TD	PD	FF	FR	YDS
2001	CHI	1	1	4	4	0	0.0	0.0	0	0	0	0	1	0	0	0
2002	IND	1	1	8	6	2	0.0	0.0	0	0	0	0	0	0	0	0
2003	IND	3	3	14	8	6	0.0	0.0	1	0	0	0	5	1	0	0
2005	WAS	2	1	5	4	1	0.0	0.0	0	0	0	0	0	0	0	0
TOTALS		7	6	31	22	9	0.0	0.0	1	0	0	0	6	1	0	0

Additional Statistics:

Blocked Field Goal Recovery – 1: 13–yd. recovery for TD at Det. (11/17/04)
Blocked Field Goal – 1: 1 at Min. (10/28/96)
Blocked Punts – 1: 1 at Det. (11/17/04)
Punt Returns – 1-14: 2000 (1–14)
TDs – 5: 1998 [13–yd. INT return at GB, 12/13/98 (QB Brett Favre)], 2000 [35–yd. INT return vs. Ind., 11/5/05 (Peyton Manning)], 2001 [45–yd. INT return at Det., 12/30/01 (QB Ty Detmer)], 2004 [54–yd. return of blocked punt at Det., 11/17/04], 2006 [28–yd. INT return at Den., 12/31/06 (QB Jay Cutler]

Harris' Career Highs

Total Tackles: 15 vs. Min. (9/7/97)
Passes Defensed: 5 vs. Hou. (12/1/02)
Interceptions: 3 vs. Oak. (10/8/06)
Interception Yards: 70 at Den. (12/30/06)
Long Interception Return: 45t at Det. (12/30/01)
Sacks: 1 (2 times) Last at Arz. (9/10/06)
Forced Fumbles: 1 (20 times) Last vs. Min. (12/9/07)
Fumble Recoveries: 1 (12 times) Last at Den. (12/30/06)

HARRIS' GAME-BY-GAME

1996 (Chicago)

Date	Opp	W/L	P/S	Tot	Sol	Ast	Sk	Yds	Int	Yds	PD	FF	FR
Sep 2	Dal	W	1/1	NA	NA	NA	0.0	0.0	0	0	NA	1	1
Sep 8	at Was	L	1/1	NA	NA	NA	0.0	0.0	0	0	NA	0	0
Sep 15	Min	L	1/1	NA	NA	NA	0.0	0.0	0	0	NA	0	0
Sep 22	at Det	L	1/1	NA	NA	NA	0.0	0.0	1	0	NA	0	0
Sep 29	Oak	W	1/1	NA	NA	NA	0.0	0.0	0	0	NA	0	0
Oct 6	GB	L	1/0	NA	NA	NA	0.0	0.0	0	0	NA	0	0
Oct 13	at NO	L	1/0	NA	NA	NA	0.0	0.0	0	0	NA	1	0
Oct 28	at Min	W	1/1	NA	NA	NA	0.0	0.0	0	0	NA	0	0
Nov 3	TB	W	1/1	NA	NA	NA	0.0	0.0	0	0	NA	0	0
Nov 10	at Den	L	1/1	NA	NA	NA	0.0	0.0	1	0	NA	0	0
Nov 17	at KC	L	1/1	NA	NA	NA	0.0	0.0	1	0	NA	0	1
Nov 24	Det	W					INACTIVE						
Dec 1	at GB	L	1/1	NA	NA	NA	0.0	0.0	0	0	NA	0	0
Dec 8	StL	W	1/1	NA	NA	NA	0.0	0.0	0	0	NA	0	0
Dec 14	SD	W	1/1	NA	NA	NA	0.0	0.0	0	0	NA	0	0
Dec 22	at TB	L	1/1	NA	NA	NA	0.0	0.0	0	0	NA	0	0
TOTALS		15/13		113	93	20	0.0	0.0	2	0	18	2	2

1997 (Chicago)

Date	Opp	W/L	P/S	Tot	Sol	Ast	Sk	Yds	Int	Yds	PD	FF	FR
Sep 1	at GB	L	1/1	NA	NA	NA	0.0	0.0	0	0	NA	1	0
Sep 7	Min	L	1/1	NA	NA	NA	0.0	0.0	1	0	NA	0	1
Sep 14	Det	L	1/1	NA	NA	NA	0.0	0.0	0	0	NA	0	0
Sep 21	at NE	L	1/1	NA	NA	NA	0.0	0.0	0	0	NA	1	0
Sep 28	at Dal	L	1/1	NA	NA	NA	0.0	0.0	0	0	NA	0	0
Oct 5	NO	L	1/1	NA	NA	NA	0.0	0.0	0	0	NA	1	0
Oct 12	GB	L	1/1	NA	NA	NA	0.0	0.0	1	8	NA	0	0
Oct 27	at Mia	W	1/1	NA	NA	NA	0.0	0.0	0	0	NA	0	0
Nov 2	Was	L	1/1	NA	NA	NA	1.0	0.0	0	0	NA	0	0
Nov 9	at Min	L	1/1	NA	NA	NA	0.0	0.0	1	0	NA	0	0
Nov 16	NYJ	L	1/1	NA	NA	NA	0.0	0.0	0	0	NA	0	0
Nov 23	TB	W	1/1	NA	NA	NA	0.0	0.0	0	0	NA	1	0
Nov 27	at Det	L	1/1	NA	NA	NA	0.0	0.0	0	0	NA	0	0
Dec 7	Buf	W	1/1	NA	NA	NA	0.0	0.0	0	0	NA	0	0
Dec 14	at StL	W	1/1	NA	NA	NA	0.0	0.0	2	22	NA	0	0
Dec 21	at TB	L	1/1	NA	NA	NA	0.0	0.0	0	0	NA	0	0
TOTALS		16/16		94	75	19	0.0	0.0	5	30	19	4	1

1998 (Chicago)

Date	Opp	W/L	P/S	Tot	Sol	Ast	Sk	Yds	Int	Yds	PD	FF	FR
Sep 6	Jac	L	1/1	NA	NA	NA	0.0	0.0	0	0	NA	0	0
Sep 13	at Pit	L	1/1	NA	NA	NA	0.0	0.0	0	0	NA	0	0
Sep 20	at TB	L	1/1	NA	NA	NA	0.0	0.0	0	0	NA	0	1
Sep 27	Min	L	1/1	NA	NA	NA	0.0	0.0	0	0	NA	0	0
Oct 4	Det	W	1/1	NA	NA	NA	0.0	0.0	0	0	NA	0	0
Oct 11	at Arz	L	1/1	NA	NA	NA	0.0	0.0	1	26	NA	0	0
Oct 18	Dal	W	1/1	NA	NA	NA	0.0	0.0	0	0	NA	0	0
Oct 25	at Ten	W	1/1	NA	NA	NA	0.0	0.0	1	0	NA	0	0
Nov 8	StL	L	1/1	NA	NA	NA	0.0	0.0	0	0	NA	1	0
Nov 15	at Det	L	1/1	NA	NA	NA	0.0	0.0	0	0	NA	0	0
Nov 22	at Atl	L	1/1	NA	NA	NA	0.0	0.0	0	0	NA	0	0
Nov 29	TB	L	1/1	NA	NA	NA	0.0	0.0	0	0	NA	0	0
Dec 6	at Min	L	1/1	NA	NA	NA	0.0	0.0	1	2	NA	0	0
Dec 13	at GB	L	1/1	NA	NA	NA	0.0	0.0	1	13t	NA	0	0
Dec 20	Bal	W					INACTIVE						
							Placed on Injured Reserve List on 12-22						
TOTALS		14/14		85	65	20	0.0	0.0	4	41	21	1	1

1999 (Chicago)

Date	Opp	W/L	P/S	Tot	Sol	Ast	Sk	Yds	Int	Yds	PD	FF	FR
Sep 12	KC	W	1/1	0	0	0	0.0	0.0	0	0	NA	0	0
Sep 19	Sea	L	1/1	1	1	0	0.0	0.0	0	0	NA	0	1
Sep 26	at Oak	L	1/1	3	2	1	0.0	0.0	0	0	NA	0	0
Oct 3	NO	W	1/1	6	3	3	0.0	0.0	0	0	NA	0	0
Oct 10	at Min	W	1/1	5	2	3	0.0	0.0	0	0	NA	0	0
Oct 17	Phi	L	1/1	10	8	2	0.0	0.0	0	0	NA	0	0
Oct 24	at TG	L	1/1	6	4	2	0.0	0.0	0	0	NA	0	0
Oct 31	at Was	L	1/1	4	2	2	0.0	0.0	0	0	NA	0	0
Nov 7	at GB	W	1/1	11	7	4	1.0	0.0	0	0	NA	0	0
Nov 14	Min	L	1/1	10	8	2	0.0	0.0	1	-1	NA	0	0
Nov 21	at SD	W	1/1	5	4	1	0.0	0.0	0	0	NA	0	0
Nov 25	at Det	L	1/1	2	1	1	0.0	0.0	0	0	NA	0	0
Dec 5	GB	L	1/1	2	1	1	0.0	0.0	0	0	NA	0	0
Dec 19	Det	W	1/1	5	5	0	0.0	0.0	0	0	NA	0	0
Dec 26	at StL	L	1/1	1	0	1	0.0	0.0	0	0	NA	0	0
Jan 2	TB	L					INACTIVE (Hamstring)						
TOTALS		15/15		71	48	23	1.0	0.0	1	-1	11	0	1

HARRIS' GAME-BY-GAME

2000 (Chicago)

Date	Opp	W/L	P/S	Tot	Sol	Ast	Sk	Yds	Int	Yds	PD	FF	FR
Sep 2	at Min	L	1/1	2	2	0	0.0	0.0	0	0	NA	0	0
Sep 10	at TB	L	1/1	5	5	0	0.0	0.0	0	0	NA	0	0
Sep 17	NYG	L	1/1	2	2	0	0.0	0.0	0	0	NA	0	0
Sep 24	Det	L	1/1	3	3	0	0.0	0.0	0	0	NA	0	0
Oct 1	at GB	W	1/1	8	6	2	0.0	0.0	0	0	NA	0	0
Oct 8	NO	L	1/1	4	2	2	0.0	0.0	0	0	NA	0	0
Oct 15	Min	L	1/1	5	4	1	0.0	0.0	0	0	NA	0	0
Oct 22	at Phi	L	1/1	7	6	1	0.0	0.0	0	0	NA	0	0
Nov 5	Ind	W	1/1	4	1	3	0.0	0.0	1	35t	NA	0	0
Nov 12	at Buf	L	1/1	3	1	2	0.0	0.0	1	0	NA	0	0
Nov 19	TB	W	1/1	9	4	5	0.0	0.0	0	0	NA	1	0
Nov 26	at NYJ	L	1/1	0	0	0	0.0	0.0	0	0	NA	0	0
Dec 3	GB	L					INACTIVE (Knee)						
Dec 10	NE	W					INACTIVE (Knee)						
Dec 17	at SF	L					INACTIVE (Knee)						
							Placed on Injured Reserve List on 12/22						
TOTALS			**12/12**	**52**	**36**	**16**	**0.0**	**0.0**	**2**	**35t**	**14**	**1**	**0**

2001 (Chicago)

Date	Opp	W/L	P/S	Tot	Sol	Ast	Sk	Yds	Int	Yds	PD	FF	FR
Sep 9	at Bal	L	1/1	3	2	1	0.0	0.0	0	0	NA	0	0
Sep 23	Min	W	1/1	7	4	3	0.0	0.0	0	0	NA	0	0
Oct 7	at Atl	W	1/1	3	3	0	0.0	0.0	0	0	NA	0	1
Oct 14	Arz	W	1/1	6	5	1	0.0	0.0	0	0	NA	0	0
Oct 21	at Cin	W	1/1	4	4	0	0.0	0.0	0	0	NA	0	0
Oct 28	SF	W	1/0	2	1	1	0.0	0.0	0	0	NA	0	0
Nov 4	Cle	W	1/1	7	4	3	0.0	0.0	0	0	NA	0	0
Nov 11	GB	L	1/1	4	3	1	0.0	0.0	0	0	NA	0	0
Nov 18	at TB	W	1/0	6	5	1	0.0	0.0	0	0	NA	0	0
Nov 25	at Min	W	1/1	6	2	4	0.0	0.0	0	0	NA	0	0
Dec 2	Det	W	1/1	5	3	2	0.0	0.0	0	0	NA	0	0
Dec 9	at GB	L	1/1	3	3	0	0.0	0.0	0	0	NA	0	0
Dec 16	TB	W	1/1	2	0	2	0.0	0.0	0	0	NA	1	0
Dec 23	at Was	W	1/1	6	5	1	0.0	0.0	0	0	NA	0	0
Dec 30	at Det	W	1/1	6	3	3	0.0	0.0	1	45	NA	0	1
Jan 6	Jac	W					INACTIVE (Knee)						
TOTALS			**15/13**	**70**	**47**	**23**	**0.0**	**0.0**	**1**	**45**	**9**	**1**	**2**

2001 Postseason (Chicago)

Date	Opp	W/L	P/S	Tot	Sol	Ast	Sk	Yds	Int	Yds	PD	FF	FR
Jan 19	vs. Phi	L	1/1	4	4	0	0.0	0.0	0	0	1	0	0
TOTALS			**1/1**	**4**	**4**	**0**	**0.0**	**0.0**	**0**	**0**	**1**	**0**	**0**

2002 (Indianapolis)

Date	Opp	W/L	P/S	Tot	Sol	Ast	Sk	Yds	Int	Yds	PD	FF	FR
Sep 8	at Jac	W	1/1	3	2	1	0.0	0.0	0	0	0	0	0
Sep 15	Mia	L	1/1	9	4	5	0.0	0.0	0	0	1	0	0
Sep 22	at Hou	W	1/1	1	1	0	0.0	0.0	0	0	2	0	0
Oct 6	Cin	W	1/1	5	5	0	0.0	0.0	2	0	1	0	0
Oct 13	Bal	W	1/1	3	2	1	0.0	0.0	0	0	0	0	0
Oct 21	at Pit	L	1/1	8	6	2	0.0	0.0	0	0	0	0	0
Oct 27	at Was	L	1/1	2	0	2	0.0	0.0	0	0	4	0	0
Nov 3	Ten	L	1/1	3	2	1	0.0	0.0	0	0	0	0	0
Nov 10	at Phi	W	1/1	9	4	5	0.0	0.0	0	0	2	0	1
Nov 17	Dal	W	1/1	2	2	0	0.0	0.0	0	0	3	0	0
Nov 24	at Den	W	1/1	1	1	0	0.0	0.0	0	0	0	0	0
Dec 1	Hou	W	1/1	5	3	2	0.0	0.0	0	0	5	1	0
Dec 8	at Ten	L	1/1	3	3	0	0.0	0.0	0	0	1	0	0
Dec 15	at Cle	W	1/1	2	1	1	0.0	0.0	0	0	1	0	0
Dec 22	NYG	L	1/1	5	3	2	0.0	0.0	0	0	0	0	1
Dec 29	Jac	W					INACTIVE (Knee)						
TOTALS			**15/15**	**61**	**39**	**22**	**0.0**	**0.0**	**2**	**0**	**20**	**1**	**2**

2002 Postseason (Indianapolis)

Date	Opp	W/L	P/S	Tot	Sol	Ast	Sk	Yds	Int	Yds	PD	FF	FR
Jan 4	at NYJ	L	1/1	8	6	2	0.0	0.0	0	0	0	0	0
TOTALS			**1/1**	**8**	**6**	**2**	**0.0**	**0.0**	**0**	**0**	**0**	**0**	**0**

2003 (Indianapolis)

Date	Opp	W/L	P/S	Tot	Sol	Ast	Sk	Yds	Int	Yds	PD	FF	FR
Sep 7	at Cle	W	1/1	4	3	1	0.0	0.0	0	0	0	1	0
Sep 14	Ten	W	1/1	2	2	0	0.0	0.0	0	0	2	0	0
Sep 21	Jac	W	1/1	6	3	3	0.0	0.0	0	0	2	0	0
Sep 28	at NO	W	1/1	4	3	1	0.0	0.0	0	0	1	0	0
Oct 6	at TB	W	1/1	5	3	2	0.0	0.0	0	0	0	0	0
Oct 12	Car	L	1/1	4	3	1	0.0	0.0	0	0	0	0	1
Oct 26	Hou	W	1/1	4	3	1	0.0	0.0	0	0	1	0	0
Nov 2	at Mia	W	1/1	6	4	2	0.0	0.0	0	0	1	0	0
Nov 9	at Jac	L	1/1	2	0	2	0.0	0.0	0	0	0	0	0
Nov 16	NYJ	W	1/1	4	1	3	0.0	0.0	0	0	0	0	0
Nov 23	at Buf	W	1/1	2	1	1	0.0	0.0	0	0	1	0	0
Nov 30	NE	L	1/1	2	1	1	0.0	0.0	0	0	1	0	0
Dec 7	at Ten	W	1/1	3	2	1	0.0	0.0	0	0	1	0	0
Dec 14	Atl	W	1/1	2	1	1	0.0	0.0	0	0	2	0	0
Dec 21	Den	L	1/1	3	2	1	0.0	0.0	0	0	0	0	0
Dec 28	at Hou	W	1/0	2	0	2	0.0	0.0	0	0	0	0	0
TOTALS			**16/15**	**55**	**32**	**23**	**0.0**	**0.0**	**0**	**0**	**12**	**1**	**1**

2003 Postseason (Indianapolis)

Date	Opp	W/L	P/S	Tot	Sol	Ast	Sacks	Yds	Int	Yds	PD	FF	FR
Jan 4	Den	W	1/1	5	3	2	0.0	0.0	0	0	0	1	0
Jan 11	at KC	W	1/1	4	3	1	0.0	0.0	0	0	3	0	0
Jan 18	at NE	L	1/1	5	2	3	0.0	0.0	1	0	2	0	0
TOTALS			**3/3**	**14**	**8**	**6**	**0.0**	**0.0**	**1**	**0**	**5**	**1**	**0**

2004 (Washington)

Date	Opp	W/L	P/S	Tot	Sol	Ast	Sk	Yds	Int	Yds	PD	FF	FR
Sep 12	TB	W	1/0	2	1	1	0.0	0.0	0	0	1	0	0
Sep 19	at NYG	L	1/0	2	1	1	0.0	0.0	0	0	0	0	0
Sep 27	Dal	L	1/0	0	0	0	0.0	0.0	0	0	1	0	0
Oct 3	at Cle	L	1/0	0	0	0	0.0	0.0	0	0	0	0	0
Oct 10	Bal	L	1/0	0	0	0	0.0	0.0	0	0	0	0	0
Oct 17	at Chi	W	1/0	0	0	0	0.0	0.0	0	0	0	0	0
Oct 31	GB	L	1/0	0	0	0	0.0	0.0	0	0	0	1	0
Nov 7	at Det	W	1/0	1	0	1	0.0	0.0	0	0	0	0	0
Nov 14	Cin	L	1/0	1	0	1	0.0	0.0	1	31	1	0	0
Nov 21	at Phil	L	1/0	0	0	0	0.0	0.0	0	0	0	0	0
Nov 28	at Pit	L	1/0	0	0	0	0.0	0.0	0	0	0	0	0
Dec 5	NYG	W	1/0	0	0	0	0.0	0.0	0	0	1	0	0
Dec 12	Phi	L	1/0	2	0	2	0.0	0.0	0	0	0	0	0
Dec 18	at SF	W	1/1	5	3	2	0.0	0.0	1	0	1	0	0
Dec 26	at Dal	L	1/0	2	2	0	0.0	0.0	0	0	0	0	0
Jan 2	Min	W	1/1	6	5	1	0.0	0.0	0	0	1	0	0
TOTALS			**16/2**	**21**	**12**	**9**	**0.0**	**0.0**	**2**	**31**	**6**	**1**	**0**

HARRIS' GAME-BY-GAME

2005 (Washington)

Date	Opp	W/L	P/S	Tot	Sol	Ast	Sk	Yds	Int	Yds	PD	FF	FR
Sep 11	Chi	W	1/1	3	2	1	0.0	0.0	0	0	2	1	0
Sep 19	at Dal	W	1/1	8	7	1	0.0	0.0	0	0	0	0	0
Sep 25	Sea	W		INACTIVE (Calf)									
Oct 9	at Den	L		INACTIVE (Calf)									
Oct 16	at KC	L	1/1	7	6	1	0.0	0.0	0	0	2	0	0
Oct 23	SF	W	1/1	4	3	1	0.0	0.0	0	0	0	0	0
Oct 30	at NYG	L	1/1	10	8	2	0.0	0.0	0	0	0	0	0
Nov 6	Phi	W	1/1	6	5	1	0.0	0.0	0	0	0	0	0
Nov 13	at TB	L	1/1	6	2	4	0.0	0.0	0	0	2	0	0
Nov 20	Oak	L	1/1	2	1	1	0.0	0.0	0	0	0	0	0
Nov 27	SD	L	1/1	8	8	0	0.0	0.0	1	0	1	0	0
Dec 4	at StL	W	1/0	1	1	0	0.0	0.0	0	0	0	0	0
Dec 11	at Arz	W		INACTIVE (Calf)									
Dec 18	Dal	W	1/1	3	3	0	0.0	0.0	0	0	0	0	0
Dec 24	NYG	W	1/1	4	3	1	0.0	0.0	0	0	1	0	0
Jan 1	at Phi	W	1/1	6	6	0	0.0	0.0	0	0	0	0	0
TOTALS			**13/12**	**68**	**55**	**13**	**0.0**	**0.0**	**1**	**0**	**8**	**1**	**0**

2005 Postseason (Washington)

Date	Opp	W/L	P/S	Tot	Sol	Ast	Sk	Yds	Int	Yds	PD	FF	FR
Jan 7	at TB	W	1/1	5	4	1	0.0	0.0	0	0	0	0	0
Jan 14	at Sea	L	1/0	0	0	0	0.0	0.0	0	0	0	0	0
TOTALS			**2/1**	**5**	**4**	**1**	**0.0**	**0.0**	**0**	**0**	**0**	**0**	**0**

2006 (San Francisco)

Date	Opp	W/L	P/S	Tot	Sol	Ast	Sk	Yds	Int	Yds	PD	FF	FR
Sep 10	at Arz	L	1/1	6	4	2	1.0	6.0	0	0	2	1	1
Sep 17	StL	W	1/1	8	8	0	0.0	0.0	0	0	3	0	0
Sep 24	Phi	L	1/1	3	1	2	0.0	0.0	0	0	0	1	0
Oct 1	at KC	L	1/1	4	1	3	0.0	0.0	0	0	0	0	0
Oct 8	Oak	W	1/1	4	4	0	0.0	0.0	3	5	0	0	0
Oct 15	SD	L		INACTIVE (Hamstring)									
Oct 29	at Chi	L	1/1	5	5	0	0.0	0.0	0	0	0	1	0
Nov 5	Min	W	1/1	3	2	1	0.0	0.0	1	4	0	0	0
Nov 12	at Det	W	1/1	8	5	3	0.0	0.0	0	0	0	1	0
Nov 19	Sea	W	1/1	3	1	2	0.0	0.0	2	5	2	0	0
Nov 26	at StL	L	1/1	5	4	1	0.0	0.0	0	0	4	0	0
Dec 3	at NO	L	1/1	7	6	1	0.0	0.0	0	0	0	0	0
Dec 10	GB	L	1/1	5	5	0	0.0	0.0	0	0	1	0	0
Dec 14	at Sea	W	1/1	3	2	1	0.0	0.0	0	0	1	1	0
Dec 24	Arz	L	1/1	4	4	0	0.0	0.0	0	0	1	0	0
Dec 31	at Den	W	1/1	3	3	0	0.0	0.0	2	70	3	0	1
TOTALS			**15/15**	**71**	**55**	**16**	**1.0**	**6.0**	**8**	**84**	**17**	**5**	**2**

2007 (San Francisco)

Date	Opp	W/L	P/S	Tot	Sol	Ast	Sk	Yds	Int	Yds	PD	FF	FR
Sep 10	Arz	W	1/1	4	4	0	0.0	0.0	1	23	1	0	0
Sep 16	at StL	W	1/1	8	5	3	0.0	0.0	0	0	2	0	0
Sep 23	at Pit	L	1/1	4	4	0	0.0	0.0	0	0	0	0	0
Sep 30	Sea	L	1/1	6	6	0	0.0	0.0	0	0	1	0	0
Oct 7	Bal	L	1/1	8	5	3	0.0	0.0	0	0	1	0	0
Oct 21	at NYG	L	1/1	6	4	2	0.0	0.0	0	0	0	0	0
Oct 28	NO	L	1/1	7	6	1	0.0	0.0	0	0	2	0	0
Nov 4	at Atl	L		INACTIVE (Knee)									
Nov 12	at Sea	L	1/1	2	1	1	0.0	0.0	0	0	0	0	0
Nov 18	StL	L	1/1	5	4	1	0.0	0.0	0	0	0	0	0
Nov 25	at Arz	W	1/1	3	2	1	0.0	0.0	2	0	2	0	0
Dec 2	at Car	L	1/1	3	2	1	0.0	0.0	0	0	0	0	0
Dec 9	Min	L	1/1	8	5	3	0.0	0.0	0	0	0	1	0
Dec 15	Cin	W	1/1	3	3	0	0.0	0.0	0	0	1	0	0
Dec 23	TB	W	1/1	6	5	1	0.0	0.0	0	0	0	0	0
Dec 30	at Cle	L	1/1	4	2	2	0.0	0.0	1	19	2	0	0
TOTALS			**15/15**	**77**	**58**	**19**	**0.0**	**0.0**	**4**	**42**	**12**	**1**	**0**

2008 (San Francisco)

Date	Opp	W/L	P/S	Tot	Sol	Ast	Sk	Yds	Int	Yds	PD	FF	FR
Sep 7	Arz	L	1/1	7	7	0	0.0	0.0	0	0	0	0	0
Sep 14	at Sea	W	1/1	5	5	0	0.0	0.0	1	1	1	0	0
Sep 21	Det	W	1/1	4	4	0	0.0	0.0	0	0	0	0	0
Sep 28	at NO	L	1/1	3	3	0	0.0	0.0	0	0	0	0	0
Oct 5	NE	L	1/1	3	2	1	0.0	0.0	0	0	0	0	0
Oct 12	Phi	L	1/1	8	8	0	0.0	0.0	0	0	1	0	0
Oct 19	at NYG	L	1/1	9	6	3	0.0	0.0	0	0	1	0	0
Oct 26	Sea	L	1/1	9	5	4	0.0	0.0	0	0	0	0	0
Nov 10	at Arz	L	1/1	6	5	1	0.0	0.0	0	0	0	0	0
Nov 16	StL	W	1/1	5	4	1	1.0	0.0	1	24	3	0	0
Nov 24	at Dal	L	1/1	3	3	0	0.0	0.0	0	0	0	0	0
Nov 31	at Buf	W	1/1	4	3	1	0.0	0.0	0	0	0	0	0
Dec 7	NYJ	W	1/1	4	3	1	0.0	0.0	1	0	1	0	0
Dec 14	at Mia	L	1/1	1	0	1	0.0	0.0	0	0	1	0	0
Dec 21	at StL	W	1/1	9	8	1	0.0	0.0	0	0	1	0	0
Dec 28	Was	W	1/1	3	3	0	0.0	0.0	0	0	3	0	0
TOTALS			**16/16**	**83**	**69**	**14**	**1.0**	**0.0**	**3**	**25**	**12**	**0**	**0**



ERIC HEITMANN

(HITE-minn)

Ht: 6–3 **Wt:** 312 **Born:** 2/24/80
College: Stanford
Exp: 8th Year (D–7A in '02)
Career Games/Starts: 103/98

Eric Heitmann has been a mainstay on the 49ers offensive line since being drafted in the seventh round of the 2002 NFL Draft. Known for his leadership, Heitmann earned the Bobb McKittrick Award for the third consecutive season in 2008, an honor which is given to the team's top offensive lineman as voted upon by his peers. He was rewarded for his efforts during the 2008 season with a three–year extension, keeping him with the 49ers through 2011. In 2007, Heitmann won the Ed Block Courage Award after returning from a broken leg suffered late in 2006 season. After lining up at both guard positions early in his career, Heitmann moved to center for the final 6 games of the 2005 season and has remained there since. He was the first 49ers rookie to start a game on the offensive line since 1987 when Harris Barton started at right tackle.

TRANSACTIONS: Originally the first of two seventh–round (239th pick overall) draft choices by SF in 2002.

GOLDMINE

- At the age of 5, Eric started playing the piano. By the time he was 8, he could play Billy Joel's "We Didn't Start the Fire" and "Piano Man." At 11, he composed his first original piece while beginning to balance playing piano and football. In 2006, Eric visited Fantasy Studios in Berkeley to meet with renowned composer Gary Malkin. The day began with a tour of Fantasy Studios, including a stop in the recording studio where music and movie visuals come together on screen. As a "homework assignment," Eric was given a video for a commercial that Malkin scored which was played at the Summer Olympics. Eric, in turn, composed a musical score that fit the athletes and emotions in the piece.

AWARDS & HONORS:

2006: Bobb McKittrick Award
2007: Ed Block Courage Award, Bobb McKittrick Award
2008: Bobb McKittrick Award, Garry Niver Award

2008:

- Started all 16 games at center and earned the Bobb McKittrick Award for the third consecutive season.
- Only missed 1 series during the entire season, leaving the game briefly vs. Arz. (9/7) with a shoulder injury.

PERSONAL:

- Consensus All–America selection at Katy (TX) HS, and a first–team All–District, All–Greater Houston and All–state choice senior season, adding first–team All–District as a junior.
- Member of National Honor Society.
- Also participated in track.
- Born Eric Wade Heitmann (2/24/80) in Katy, TX. Married to Emily. Couple splits time between Palo Alto, CA, and Austin, TX.
- Earned a degree in public policy.

HEITMANN'S NFL STATISTICS

GAMES/STARTS (Regular Season): 2002 (16/12), 2003 (9/8), 2004 (16/16), 2005 (16/16), 2006 (14/14), 2007 (16/16), 2008 (16/16); **CAREER (Regular Season):** 103/98; **GAMES/STARTS (Postseason):** 2002 (2/2)

89 WR



JASON HILL

Ht: 6–0 **Wt:** 202 **Born:** 2/20/85
College: Washington State
Exp: 3rd Year (D–3A in '07)
Career Games/Starts: 21/2

A speedy wide receiver, Jason Hill saw increased action in his second season with the 49ers. After seeing action in only 5 games as a rookie due to hamstring and groin injuries, Hill bounced back healthy in 2008 and saw action in all 16 games with two starts. He also served as a playmaker on special teams, ranking 2nd on the team with 17 tackles.

TRANSACTIONS: Originally a third–round (76th pick overall) draft choice by SF in 2007.

GOLDMINE:

- A San Francisco native, Jason was on cloud 9 when he was selected by the 49ers due to the fact that he could make an impact both on and off the field. He has since donated his time and money to help underprivileged youth in the tough neighborhood he grew up in. "He's seen a lot of his friends die," said his mother, Laverne Videaux. "The environment was drug–infested." At the same time, she said proudly, all six of her children have grown up educated and "very respectable." Jason "did his schoolwork, he played sports, he was totally focused," recalled an aunt, Barbara Lubinski. Jason has sponsored a dinner for the homeless and a park refurbishing at Hunters Point. This past Christmas, he arranged for his own holiday giving event. He created flyers and used word of mouth to spread the news that he would be giving away gifts at the Margaret Hayward Playground and the Tenderloin Police Department.
- Jason is an animal lover and enjoys spending time with his bulldog Buddy. He has had Buddy since his playing days at Washington State.
- Hill posted the second fastest 40–yd. dash time (4.32) among receivers at the 2007 NFL Combine.

2008:

- Posted career highs with 30 catches for 323 yds. and 2 TDs. Also had 17 special teams tackles to rank 2nd on team.
- Caught first career TD vs. Sea. (10/26) on a 2–yd. slant pass from QB Shaun Hill in 4th qtr.
- Replaced an injured WR Arnaz Battle (foot) in lineup as third wideout vs. Arz. (11/10) and recorded career–highs with 6 catches for 82 yds., which included key sideline grabs late in 4th qtr. to keep 49ers drives alive.
- Made first career start when 49ers opened game in 3–wide receiver set at Dal. (11/23).
- Caught a 9–yd. TD pass in 4th qtr. vs. Was. (12/28) to give 49ers a 21–17 lead.

PERSONAL:

- Attended Sacred Heart Cathedral (CA) HS, where he was runner–up for the City of San Francisco Player of the Year Award as a senior, and added honorable mention all–region accolades as a defensive back and wide receiver by the *San Francisco Chronicle*.
- Helped Sacred Heart clinch a win over St. Ignatius with an INT return for a TD in oldest high school rivalry west of the Mississippi River, dating back to 1893. The team finished with a 9–1 record during his final campaign.
- One of six children of LaVerne Videau and the late Jerry Hill.
- Born Jason Hill (2/20/85) in San Francisco, CA.
- Majored in sociology.

HILL'S NFL STATISTICS

				RECEIVING					RUSHING				
YEAR	TEAM	GP	GS	NO	YDS	AVG	LG	TD	ATT	YDS	AVG	LG	TD
2007	SF	5	0	1	6	6.0	6	0	0	0	0.0	0	0
2008	SF	16	2	30	317	10.6	33	2	2	5	2.5	9	0
TOTALS		**21**	**2**	**31**	**323**	**10.4**	**33**	**2**	**2**	**5**	**2.5**	**9**	**0**

Additional Statistics:

Special Teams Tackles – 21: 2007 (4), 2008 (17)

Hill's Career Highs

Receptions: 6 at Arz. (11/10/08)
Receiving Yards: 82 at Arz. (11/10/08)
Long Reception: 33 vs. Sea. (10/26/08)
Touchdowns: 1 (2 times) Last vs. Was. (12/28/08)

HILL'S GAME-BY-GAME

2007

Date	Opp	W/L	P/S	Rec	Yds	Avg	Lg	TD
Sep 10	Arz	W	INACTIVE (Hamstring)					
Sep 16	at StL	W	INACTIVE (Hamstring)					
Sep 23	at Pit	L	INACTIVE (Hamstring)					
Sep 30	Sea	L	INACTIVE (Hamstring)					
Oct 7	Bal	L	INACTIVE (Hamstring)					
Oct 21	at NYG	L	INACTIVE (Hamstring)					
Oct 28	NO	L	1/0	1	6	6.0	6	0
Nov 4	at Atl	L	1/0	0	0	0.0	0	0
Nov 12	at Sea	L	INACTIVE					
Nov 18	StL	L	1/0	0	0	0.0	0	0
Nov 25	at Arz	W	INACTIVE (Groin)					
Dec 2	at Car	L	INACTIVE (Groin)					
Dec 9	Min	L	INACTIVE (Groin)					
Dec 15	Cin	W	1/0	0	0	0.0	0	0
Dec 23	TB	W	1/0	0	0	0.0	0	0
Dec 30	at Cle	L	INACTIVE (Groin)					
TOTALS			**5/0**	**1**	**6**	**6.0**	**6**	**0**

2008

Date	Opp	W/L	P/S	Rec	Yds	Avg	Lg	TD
Sep 7	Arz	L	1/0	0	0	0.0	0	0
Sep 14	at Sea	W	1/0	0	0	0.0	0	0
Sep 21	Det	W	1/0	0	0	0.0	0	0
Sep 28	at NO	L	1/0	0	0	0.0	0	0
Oct 5	NE	L	1/0	0	0	0.0	0	0
Oct 12	Phi	L	1/0	0	0	0.0	0	0
Oct 19	at NYG	L	1/0	0	0	0.0	0	0
Oct 26	Sea	L	1/0	3	38	12.7	33	1
Nov 10	at Arz	L	1/0	6	82	13.7	24	0
Nov 16	StL	W	1/0	3	33	11.0	22	0
Nov 24	at Dal	L	1/1	1	22	22.0	22	0
Nov 31	at Buf	W	1/0	5	55	11.0	20	0
Dec 7	NYJ	W	1/0	4	39	9.8	13	0
Dec 14	at Mia	L	1/0	2	14	7.0	11	0
Dec 21	at StL	W	1/0	2	6	3.0	6	0
Dec 28	Was	W	1/1	4	28	7.0	9t	1
TOTALS			**16/2**	**30**	**317**	**10.6**	**33**	**2**



13 QB

SHAUN HILL

Ht: 6–3 **Wt:** 220 **Born:** 1/9/80
College: Maryland
Exp: 8th Year (UFA in '06)
Career Games/Starts: 13/10

Shaun Hill provided a much needed spark to the 49ers offense after being named the starter midway through the 2008 season. He finished the year with a 5–3 record, pushing his career record as a starter 7–3, which includes a perfect 5–0 record at home. Hill saw his first chance at extended action in 2007 when he led the team to a 2–0 record as a starter. Hill served as 49ers third quarterback in 2006 after spending his first 4 seasons with the Minnesota Vikings.

TRANSACTIONS: Originally signed by Min. as a rookie free agent on 4/25/02…Signed by SF as an unrestricted free agent from Min. on 6/2/06.

GOLDMINE:

- Shaun loves to fish. The quarterback started reeling in fish that were inhabitating farm ponds in his home state of Missouri during high school. When he lived in Minnesota as a member of the Vikings, Shaun caught a 30–inch, 9–pound walleye on his first try. He was able to lure the fish using a leech for bait 40–feet deep. Also in his fishing repertoire is a 48–inch musket.
- Shaun owns all of the weightlifting records for quarterbacks at Maryland – power clean (303 lbs), bench press (320 lbs), and squat (500 lbs).

AWARDS & HONORS:

2008: NFC Offensive Player of the Week (week 11)

CAREER HIGHLIGHTS:

- Hill earned NFC Offensive Player of the Week for his performance vs. StL (11/16/08), where he became the first 49ers quarterback to post a perfect QB rating in the first half.
- In his first NFL start, he set a record for the highest completion percentage in NFL history for a player making his first pass attempts.

2008 (San Francisco):

- Named starter midway through season. Went on to complete 181 of 288 passes for 2,046 yds. with 13 TDs and 8 INTs for a QB rating of 87.5. Also added 24 carries for 115 yds. and 2 TDs.
- Made first start of season at Arz. (11/10) and completed 19 of 40 passes for 217 yds. with 2 TDs and 2 INTs.
- Named NFC Offensive Player of the Week after recording a career–high 142.3 QB rating on 15 of 20 passes for 213 yds. with 2 TDs vs. StL (11/16/08). Also, scored on a 3–yd. rush in 2nd qtr. Became first 49ers starting quarterback to post a perfect QB rating of 158.3 in the first half. The previous best was Steve Young's 156.5 rating vs. NO (9/14/97).
- Registered a career–high 303 passing yds. on 21 of 33 passing with 2 TDs and 1 INT for a QB rating of 100.9 at Dal. (11/23).
- Completed 28 of 39 passes for 285 yds. with 2 TDs and 1 INT for a QB rating of 98.8 vs. NYJ (12/7). Connected on passes to 10 different receivers.
- Orchestrated a come–from–behind 17–16 victory at StL (12/21) after completing 10 of 15 passes for 127 yds. and 2 TDs in final qtr. of play. His 2 TD passes occurred with less than 5 minutes remaining in 4th qtr. Connected with WR Isaac Bruce for a 3–yd. TD to cap an 80–yd. drive, bringing the 49ers within 6 points of the Rams with 2:57 left. He then completed the longest pass of his career when he connected with WR Josh Morgan on a 48–yd. game–winning TD with 1:31 left in the 4th qtr.
- Rushed for a TD in 1st qtr. and threw for another in 4th qtr. to lead 49ers to victory vs. Was. (12/28). With the score tied at 24 and 1:09 left in the game, Hill marched the team downfield, connecting on 3 passes for 52 yds. to set up a game–winning 39–yd. FG by K Joe Nedney.

PERSONAL:

- As a three–year starter at QB and two–year starter at FS at Parsons (KS) HS, was a two–time All–Southeast Kansas first–team selection and an honorable mention all–state selection as a senior.
- Also lettered in basketball, baseball and track. Was a three–time All–SEK first–team choice in basketball, serving as team captain and earning all–state honors for 3 times after guiding team to state tournament as a junior and senior. Also qualified for the state track meet as a senior.
- Has supported the Muscular Dystrophy Association.
- Hosts annual fundraising golf tournament at high school alma mater to benefit booster club.
- Hosts annual football camp in conjunction with the Parsons Police Football League.
- Born Shaun Hill (1/9/80) in Parsons, KS.

HILL'S NFL STATISTICS

				PASSING										RUSHING				
YEAR	TEAM	GP	GS	ATT	CMP	PCT	YDS	TD	INT	LG	SK	LST	RTG	ATT	YDS	AVG	LG	TD
2002	MIN	0	0	0	0	0.0	0	0	0	0	0	0	0.0	0	0	0.0	0	0
2003	MIN	0	0	0	0	0.0	0	0	0	0	0	0	0.0	0	0	0.0	0	0
2004	MIN	0	0	0	0	0.0	0	0	0	0	0	0	0.0	0	0	0.0	0	0
2005	MIN	1	0	0	0	0.0	0	0	0	0	0	0	0.0	2	–2	–1.0	–1	0
2006	SF	0	0	0	0	0.0	0	0	0	0	0	0	0.0	0	0	0.0	0	0
2007	SF	3	2	79	54	68.4	501	5	1	26	6	31	101.3	12	14	1.2	12	1
2008	SF	9	8	288	181	62.8	2,046	13	8	48t	23	148	87.5	24	115	4.8	24	2
TOTALS		**13**	**10**	**367**	**235**	**64.0**	**2,547**	**18**	**9**	**48t**	**29**	**179**	**90.5**	**38**	**127**	**3.3**	**24**	**3**

Additional Statistics:

Fumbles-Lost – 6-2: 2–2 in 2007, 4–0 in 2008

Hill's Career Highs

Passes Attempted: 46 at Mia. (12/14/08)
Completions: 30 at Mia. (12/14/08)
Passing Yards: 303 at Dal. (11/23/08)
Long Pass: 48t at StL (12/21/08)

Touchdowns: 3 vs. TB (12/23/07)
Rushes: 6 vs. TB (12/23/07)
Rushing Yards: 45 at StL (12/21/08)
Long Rush: 24 at StL (12/21/08)

HILL'S GAME-BY-GAME

Only games Hill has appeared in have been listed

2005 (Minnesota)																Total	Pct.
Date	Opp	W/L	P/S	Att	Cmp	Pct	Yds	TD	Int	Lg	Sk/Yds	Rtg	Rsh	Yds	TD	Net Yds.	Offense
Jan 1	Chi	W	1/0	0	0	0.0	0	0	0	0	0/0	0.0	2	-2	0	-2	0.0
TOTALS			**1/0**	**0**	**0**	**0.0**	**0**	**0**	**0**	**0**	**0/0**	**0.0**	**2**	**-2**	**0**	**-2**	**0.0**

2007 (San Francisco)																Total	Pct.
Date	Opp	W/L	P/S	Att	Cmp	Pct	Yds	TD	Int	Lg	Sk/Yds	Rtg	Rsh	Yds	TD	Net Yds.	Offense
Dec 9	Min	L	1/0	27	22	81.5	181	1	0	26	2/8	107.0	1	3	0	176	62.4
Dec 15	Cin	W	1/1	28	21	75.0	197	1	0	19	2/16	106.0	5	12	1	193	57.3
Dec 23	TB	W	1/1	24	11	45.8	123	3	1	23t	2/7	83.9	6	-1	0	115	54.0
TOTALS			**3/2**	**79**	**54**	**68.4**	**501**	**5**	**1**	**26**	**6/31**	**101.3**	**12**	**14**	**1**	**484**	**12.7**

2008 (San Francisco)																Total	Pct.
Date	Opp	W/L	P/S	Att	Cmp	Pct	Yds	TD	Int	Lg	Sk/Yds	Rtg	Rsh	Yds	TD	Net Yds.	Offense
Oct 26	Sea	L	1/0	23	15	65.2	173	1	0	33	2/11	102.3	2	20	0	182	49.7
Nov 10	at Arz	L	1/1	40	19	47.5	217	2	2	31t	0	60.1	2	12	0	229	68.2
Nov 16	StL	W	1/1	20	15	75.0	213	2	0	42	2/14	142.3	3	5	1	204	65.3
Nov 24	at Dal	L	1/1	33	21	63.6	303	2	1	47	4/25	100.9	1	0	0	278	99.7
Nov 31	at Buf	W	1/1	23	14	60.9	161	1	0	20	3/28	96.5	4	0	0	133	82.6
Dec 7	NYJ	W	1/1	39	28	71.8	285	2	1	31	2/10	98.8	1	8	0	283	78.1
Dec 14	at Mia	L	1/1	46	30	65.2	233	0	0	20	5/27	77.5	3	17	0	223	78.6
Dec 21	at StL	W	1/1	34	18	52.9	216	2	3	48t	4/26	55.5	4	45	0	235	95.6
Dec 28	Was	W	1/1	30	21	70.0	245	1	1	29	1/7	91.7	4	8	1	246	70.5
TOTALS			**9/8**	**288**	**181**	**62.8**	**2,046**	**13**	**8**	**48t**	**23/148**	**87.5**	**24**	**115**	**2**	**2013**	**40.4**



DAMON HUARD

Ht: 6–3 **Wt:** 218 **Born:** 7/9/73
College: Washington
Exp: 13th Year (UFA in '09)
Career Games/Starts: 64/27

A veteran signal caller, Damon Huard provides the 49ers with experienced depth at the quarterback position. Over his career, he has showcased his excellent decision–making skills and an ability to come up with big plays in the clutch. Huard joined the 49ers during the 2009 offseason after spending the previous 5 seasons with the KC Chiefs. Huard has started 27 career games, posting a record of 15–12 as a starter and he played in 5 games with 3 starts for the Chiefs in 2008 before being placed on Injured Reserve with a thumb injury.

TRANSACTIONS: Originally signed by Cin. as a rookie free agent on 4/22/96…Waived by Cin. on 8/20/96...Signed by Mia. on 4/25/97...Waived by Mia. on 8/25/97...Signed to Mia.'s practice squad on 8/26/97...Signed to active roster by Mia. on 9/6/97...Waived by Mia. on 3/19/01...Signed by NE on 4/2/01...Signed by KC as an unrestricted free agent on 6/4/04...Waived by KC on 9/25/04...Signed by KC on 9/27/04...Waived by KC on 2/24/09...Signed by SF as an unrestricted free agent on 3/4/09.

GOLDMINE:

- Damon and his brother Brock became the league's first set of brothers in NFL history to start at QB for separate teams on the same weekend on 11/26/00. Damon opened at Ind., guiding Mia. to a 17–14 victory, while Brock started for the Seahawks in a 38–31 loss to Den.. The brothers faced each other as foes on opening day in 2000 when Sea. played at Mia. (9/23/00). Only Damon saw action as a holder during the contest, which the Dolphins won.
- Earned two Super Bowl rings while with the Patriots (Super Bowls XXXVI and XXXVIII).
- Began his pro career with a four–year tour of duty in Mia. (1997–00), working behind Hall of Fame QB Dan Marino.

AWARDS & HONORS:

1999: AFC Offensive Player of the Week (week 6)
2006: AFC Offensive Player of the Week (week 5)

2008 (Kansas City):

- Replaced an injured QB Brodie Croyle in 3rd qtr. at NE (9/7), completing 8 of 12 passes for 118 yds. with 1 TD and 1 INT for a 91.7 QB rating.
- Made first start of season for an injured Croyle vs. Oak. (9/14), connecting on 2 of 4 throws for 17 yds. with an INT before leaving game with mild head trauma.
- Started vs. Den. (9/28) and completed 21 of 28 passes for 160 yds. with 1 TD.
- Completed 9 of 16 passes for 96 yds. in place of an injured QB Brodie Croyle before leaving in 4th qtr. with a right thumb injury vs. Ten. (10/19).
- Was placed on Injured Reserve (10/22) with a thumb injury.

PERSONAL:

- A two–sport standout in football and basketball at Puyallup (WA) HS, earned All–America honors at QB and was named the Gatorade State Player of the Year as a senior. Played TE as a sophomore before switching to QB his junior season.
- Led state with a 24.6 ppg average as a junior on the basketball squad.
- Won a prize for catching the largest tuna at the Dolphins annual charity fishing tournament to benefit the Cystic Fibrosis Foundation in 2000.
- Served as a spokesperson for the Johnson County Christmas Bureau and is the Honorary Chairman of the YMCA's 2008 Annual Mission Campaign.
- Served as an intern with the Legacy Financial Group during the 2004 and 2005 off–seasons.
- Damon's brother Brock also played QB at the University of Washington and served as an NFL signal caller for Sea. (2000–01) and Ind. (2003). He is now an NFL analyst on ESPN.
- Another brother Luke played football at North Carolina and is a graduate assistant coach at the University of Washington.
- The inaugural Huard Brothers Football Camp was held at Interlake HS in Bellevue, Was. in July of 2008. This free camp benefited 300 campers ages 7–17.
- Born Damon Paul Huard (7/9/73) in Yakima, WA. He and his wife, Julie, reside in Clyde Hill, WA, with daughters Holly and Brooke, and son Samuel.
- Majored in Business at Washington.

HUARD'S NFL STATISTICS

				PASSING										RUSHING				
YEAR	TEAM	GP	GS	ATT	CMP	PCT	YDS	TD	INT	LG	SK	LST	RTG	ATT	YDS	AVG	LG	TD
1997	MIA	0	0	0	0	0.0	0	0	0	0	0	0	0.0	0	0	0.0	0	0
1998	MIA	2	0	9	6	66.7	85	0	1	24	1	9	57.4	0	0	0.0	0	0
1999	MIA	16	5	216	125	57.9	1,288	8	4	69t	28	185	79.8	28	124	4.4	25	0
2000	MIA	16	1	63	39	61.9	318	1	3	29	4	22	60.2	0	0	0.0	0	0
2001	NE	0	0	0	0	0.0	0	0	0	0	0	0	0.0	0	0	0.0	0	0
2002	NE	2	0	0	0	0.0	0	0	0	0	0	0	0.0	1	4	4.0	4	0
2003	NE	2	0	1	0	0.0	0	0	0	0	0	0	39.6	1	–1	–1.0	0	0
2004	KC	0	0	0	0	0.0	0	0	0	0	0	0	0.0	0	0	0.0	0	0
2005	KC	0	0	0	0	0.0	0	0	0	0	0	0	0.0	0	0	0.0	0	0
2006	KC	10	8	244	148	60.7	1,878	11	1	78	16	106	98.0	9	9	1.0	8	0
2007	KC	11	10	332	206	62.0	2,257	11	13	58	36	234	76.8	9	–1	–0.1	2	0
2008	KC	5	3	81	50	61.7	477	2	4	68	9	56	65.7	4	13	3.3	15	0
TOTALS		64	27	946	574	60.7	6,303	33	26	78	94	612	80.6	52	148	2.8	25	0

Additional Statistics:

Fumbles-Lost – 12-8: 1–1 in 1999, 4–3 in 2006, 5–3 in 2007, 2–1 in 2008

Recepts. – 2-(6): 2–(6) in 2006

HUARD'S NFL POSTSEASON STATISTICS

				PASSING										RUSHING				
YEAR	TEAM	GP	GS	ATT	CMP	PCT	YDS	TD	INT	LG	SK	LST	RTG	ATT	YDS	AVG	LG	TD
1998	MIA	1	0	0	0	0.0	0	0	0	0	0	0	0.0	2	–2	0.0	0	0
1999	MIA	2	0	16	5	31.3	46	0	0	15	3	17	40.6	1	2	0.0	2	0
2000	MIA	1	0	0	0	0.0	0	0	0	0	0	0	0.0	0	0	0.0	0	0
2001	NE	1	0	0	0	0.0	0	0	0	0	0	0	0.0	0	0	0.0	0	0
2003	NE	0	0	0	0	0.0	0	0	0	0	0	0	0.0	0	0	0.0	0	0
2006	KC	0	0	0	0	0.0	0	0	0	0	0	0	0.0	0	0	0.0	0	0
TOTALS		5	0	16	5	31.3	46	0	0	15	3	17	40.6	3	0	0.0	2	0

Huard's Career Highs

Passes Attempted: 42 at at NE (10/17/99)
Completions: 26 at Arz. (10/8/06)
Passing Yards: 312 vs. Sea. (10/29/06)
Long Pass: 78 at Arz. (10/8/06)
Touchdowns: 3 at StL (11/5/06)

Interceptions: 3 vs. NYJ (11/19/00)
Rushes: 6 (3 times) Last at NE (10/17/99)
Rushing Yards: 54 at NE (10/17/99)
Long Rush: 25 at NE (10/17/99)

HUARD'S GAME-BY-GAME

Only games Huard has appeared in have been listed

1998 (Miami)

Date	Opp	W/L	P/S	Att	Cmp	Pct	Yds	TD	Int	Lg	Sk/Yds	Rtg	Rsh	Yds	TD	Total Net Yds.	Pct. Offense
Oct 4	at NYJ	L	1/0	3	2	66.7	21	0	1	15	0/0	47.2	0	0	0	21	13.7
Dec 27	at Atl	L	1/0	6	4	66.7	64	0	0	24	1/9	102.1	0	0	0	55	13.8
TOTALS			**2/0**	**9**	**6**	**66.7**	**85**	**0**	**1**	**24**	**1/9**	**57.4**	**0**	**0**	**0**	**76**	**1.4**

1998 Postseason (Miami)

Date	Opp	W/L	P/S	Att	Cmp	Pct	Yds	TD	Int	Lg	Sk/Yds	Rtg	Rsh	Yds	TD	Total Net Yds.	Pct. Offense
Jan 9	at Den	L	1/0	0	0	0.0	0	0	0	0	0/0	0.0	2	-2	0	-2	0.0
TOTALS			**1/0**	**0**	**0**	**0.0**	**0**	**0**	**0**	**0**	**0/0**	**0.0**	**2**	**-2**	**0**	**-2**	**0.0**

1999 (Miami)

Date	Opp	W/L	P/S	Att	Cmp	Pct	Yds	TD	Int	Lg	Sk/Yds	Rtg	Rsh	Yds	TD	Total Net Yds.	Pct. Offense
Sep 13	at Den	W	1/0	0	0	0.0	0	0	0	0	0/0	0.0	0	0	0	0	0.0
Sep 19	Arz	W	1/0	0	0	0.0	0	0	0	0	0/0	0.0	0	0	0	0	0.0
Oct 4	Buf	L	1/0	0	0	0.0	0	0	0	0	0/0	0.0	0	0	0	0	0.0
Oct 10	at Ind	W	1/0	0	0	0.0	0	0	0	0	0/0	0.0	0	0	0	0	0.0
Oct 17	at NE	W	1/0	42	24	57.1	240	2	1	69t	9/53	79.5	6	54	0	241	76.0
Oct 24	Phi	W	1/1	21	15	71.4	142	0	1	26	1/8	69.9	6	12	0	146	51.6
Oct 31	at Oak	W	1/1	32	16	50.0	221	0	0	36	5/37	72.5	6	6	0	190	58.5
Nov 7	Ten	W	1/1	25	15	60.0	210	2	0	43t	4/25	113.8	2	2	0	187	79.0
Nov 14	at Buf	L	1/1	25	9	36.0	65	0	1	14	3/24	27.9	2	9	0	50	49.5
Nov 21	NE	W	1/1	30	18	60.0	129	2	0	15	2/19	92.2	3	13	0	123	54.2
Nov 25	at Dal	L	1/0	5	4	80.0	44	0	0	27	1/9	103.3	1	6	0	41	15.0
Dec 5	Ind	L	1/0	0	0	0.0	0	0	0	0	0/0	0.0	0	0	0	0	0.0
Dec 12	at NYJ	L	1/0	7	6	85.7	75	1	0	18	0/0	71.4	0	0	0	75	23.5
Dec 19	SD	W	1/0	0	0	0.0	0	0	1	0	0/0	0.0	0	0	0	0	0.0
Dec 27	NYJ	L	1/0	0	0	0.0	0	0	0	0	0/0	0.0	0	0	0	0	0.0
Jan 2	at Was	L	1/0	29	18	62.1	162	1	0	19	3/10	34.5	2	22	0	174	44.7
TOTALS			**16/5**	**216**	**125**	**57.9**	**1,288**	**8**	**4**	**69t**	**28/185**	**79.8**	**28**	**124**	**0**	**1,227**	**24.8**

1999 Postseason (Postseason)

Date	Opp	W/L	P/S	Att	Cmp	Pct	Yds	TD	Int	Lg	Sk/Yds	Rtg	Rsh	Yds	TD	Total Net Yds.	Pct. Offense
Jan 9	at Sea	W	1/0	0	0	0.0	0	0	0	0	0/0	0.0	0	0	0	0	0.0
Jan 15	at Jac	L	1/0	16	5	31.3	46	0	0	15	3/17	40.6	1	2	0	31	23.3
TOTALS			**2/0**	**16**	**5**	**31.3**	**46**	**0**	**0**	**15**	**3/17**	**40.6**	**1**	**2**	**0**	**31**	**23.3**

2000 (Miami)

Date	Opp	W/L	P/S	Att	Cmp	Pct	Yds	TD	Int	Lg	Sk/Yds	Rtg	Rsh	Yds	TD	Total Net Yds.	Pct. Offense
Sep 3	Sea	W	1/0	0	0	0.0	0	0	0	0	0/0	0.0	0	0	0	0	0.0
Sep 10	at Min	L	1/0	0	0	0.0	0	0	0	0	0/0	0.0	0	0	0	0	0.0
Sep 17	Bal	W	1/0	0	0	0.0	0	0	0	0	0/0	0.0	0	0	0	0	0.0
Sep 24	NE	W	1/0	0	0	0.0	0	0	0	0	0/0	0.0	0	0	0	0	0.0
Oct 1	at Cin	W	1/0	0	0	0.0	0	0	0	0	0/0	0.0	0	0	0	0	0.0
Oct 8	Buf	W	1/0	0	0	0.0	0	0	0	0	0/0	0.0	0	0	0	0	0.0
Oct 23	at NYJ	L	1/0	0	0	0.0	0	0	0	0	0/0	0.0	0	0	0	0	0.0
Oct 29	GB	W	1/0	0	0	0.0	0	0	0	0	0/0	0.0	0	0	0	0	0.0
Nov 5	at Det	W	1/0	0	0	0.0	0	0	0	0	0/0	0.0	0	0	0	0	0.0
Nov 12	at SD	W	1/0	0	0	0.0	0	0	0	0	0/0	0.0	0	0	0	0	0.0
Nov 19	NYJ	L	1/1	29	16	55.2	128	0	3	29	2/10	26.9	0	0	0	118	59.0
Nov 26	at Ind	W	1/0	33	22	66.7	183	1	0	28	2/12	90.8	0	0	0	171	67.9
Dec 3	at Buf	W	1/0	0	0	0.0	0	0	0	0	0/0	0.0	0	0	0	0	0.0
Dec 10	TB	L	1/0	0	0	0.0	0	0	0	0	0/0	0.0	0	0	0	0	0.0
Dec 17	Ind	L	1/0	0	0	0.0	0	0	0	0	0/0	0.0	0	0	0	0	0.0
Dec 24	at NE	W	1/0	1	1	100.0	7	0	0	0	0/0	0.0	0	0	0	7	2.3
TOTALS			**16/1**	**63**	**39**	**61.9**	**318**	**1**	**3**	**29**	**4/22**	**60.2**	**0**	**0**	**0**	**296**	**6.6**

2002 (New England)

Date	Opp	W/L	P/S	Att	Cmp	Pct	Yds	TD	Int	Lg	Sk/Yds	Rtg	Rsh	Yds	TD	Total Net Yds.	Pct. Offense
Sep 15	at NYJ	W	1/0	0	0	0.0	0	0	0	0	0/0	0.0	0	0	0	0	0.0
Nov 10	at Chi	W	1/0	0	0	0.0	0	0	0	0	0/0	0.0	1	4	0	0	0.0
TOTALS			**2/0**	**0**	**0**	**0.0**	**0**	**0**	**0**	**0**	**0/0**	**0.0**	**1**	**4**	**0**	**4**	**1.0**

HUARD'S GAME-BY-GAME

2003 (New England)																Total	Pct.
Date	Opp	W/L	P/S	Att	Cmp	Pct	Yds	TD	Int	Lg	Sk/Yds	Rtg	Rsh	Yds	TD	Net Yds.	Offense
Dec 7	Mia	W	1/0	0	0	0.0	0	0	0	0	0/0	0.0	0	0	0	0	0.0
Dec 27	Buf	W	1/0	1	0	0.0	0	0	0	0	0/0	39.6	1	-1	0	0	0.0
TOTALS			2/0	1	0	0.0	0	0	0	0	0/0	39.6	1	-1	0	4	1.0

2006 (Kansas City)																Total	Pct.
Date	Opp	W/L	P/S	Att	Cmp	Pct	Yds	TD	Int	Lg	Sk/Yds	Rtg	Rsh	Yds	TD	Net Yds.	Offense
Sep 10	Cin	L	1/0	20	12	60.0	140	1	0	25	4/30	97.9	1	8	0	118	40.8
Sep 17	at Den	L	1/1	23	17	73.9	133	0	0	37	1/2	87.8	1	0	0	131	47.5
Oct 1	SF	W	1/1	23	18	78.3	208	2	0	34t	0/0	133.3	1	4	0	212	63.7
Oct 8	at Arz	W	1/1	38	26	68.4	288	2	0	78	3/26	108.2	2	-1	0	261	86.7
Oct 15	at Pit	L	1/1	32	16	50.0	162	0	1	25	0/0	51.8	0	0	0	162	76.1
Oct 22	SD	W	1/1	27	15	55.6	232	2	0	57	2/11	108.9	0	0	0	221	62.2
Oct 29	Sea	W	1/1	25	17	68.0	312	1	0	51	1/4	124.1	3	-2	0	306	61.3
Nov 5	at StL	W	1/1	15	10	66.7	148	3	0	43	2/17	138.3	1	0	0	131	41.3
Nov 12	at Mia	L	1/1	38	15	39.5	201	0	0	31	3/16	57.0	0	0	0	185	69.8
Nov 19	Oak	W	0/0	0	0	0.0	0	0	0	0	0/0	0.0	0	0	0	0	0.0
Nov 23	Den	W	0/0	0	0	0.0	0	0	0	0	0/0	0.0	0	0	0	0	0.0
0Dec 3	at Cle	L	0/0	0	0	0.0	0	0	0	0	0/0	0.0	0	0	0	0	0.0
Dec 10	Bal	L	0/0	0	0	0.0	0	0	0	0	0/0	0.0	0	0	0	0	0.0
Dec 17	at SD	L	0/0	0	0	0.0	0	0	0	0	0/0	0.0	0	0	0	0	0.0
Dec 23	at Oak	W	0/0	0	0	0.0	0	0	0	0	0/0	0.0	0	0	0	0	0.0
Dec 31	Jac	W	1/0	3	2	66.7	54	0	0	40	0/0	109.7	0	0	0	54	13.7
TOTALS			10/8	244	148	60.7	1,878	11	1	78	16/106	98.0	9	9	0	1,781	34.6

2007 (Kansas City)																Total	Pct.
Date	Opp	W/L	P/S	Att	Cmp	Pct	Yds	TD	Int	Lg	Sk/Yds	Rtg	Rsh	Yds	TD	Net Yds.	Offense
Sep 9	at Hou	L	1/1	33	22	66.7	168	0	2	25	3/21	53.6	1	0	0	147	67.1
Sep 16	at Chi	L	1/1	28	19	67.9	175	1	1	31	3/16	81.7	1	1	0	160	56.9
Sep 23	Min	W	1/1	29	20	69.0	206	1	0	25	1/5	100.6	2	4	0	205	81.7
Sep 30	at SD	W	1/1	29	17	58.6	284	2	2	51t	2/20	86.0	2	-3	0	261	66.9
Oct 7	Jac	L	1/1	30	19	63.3	196	0	1	30	2/13	68.2	0	0	0	183	67.5
Oct 14	Cin	W	1/1	35	25	71.4	264	2	0	26t	5/31	112.1	1	-1	0	232	65.5
Oct 21	at Oak	W	1/1	31	16	51.6	177	0	1	58	2/13	55.4	2	-2	0	162	55.9
Nov 4	GB	L	1/1	32	19	59.4	213	2	2	30t	5/40	74.1	0	0	0	173	81.2
Nov 11	Den	L	1/1	15	6	40.0	83	0	2	23	2/7	18.9	0	0	0	76	26.8
Nov 18	at Ind	L	0/0	0	0	0.0	0	0	0	0	0/0	0.0	0	0	0	0	0.0
Nov 25	Oak	L	0/0	0	0	0.0	0	0	0	0	0/0	0.0	0	0	0	0	0.0
Dec 2	SD	L	1/1	34	19	55.9	186	1	2	31	7/38	56.7	0	0	0	148	55.2
Dec 9	at Den	L	0/0	0	0	0.0	0	0	0	0	0/0	0.0	0	0	0	0	0.0
Dec 16	Ten	L	0/0	0	0	0.0	0	0	0	0	0/0	0.0	0	0	0	0	0.0
Dec 23	at Det	L	1/0	36	24	66.7	305	2	0	34t	4/30	111.5	0	0	0	275	67.9
Dec 30	at NYJ	L	0/0	0	0	0.0	0	0	0	0	0/0	0.0	0	0	0	0	0.0
TOTALS			11/10	332	206	62.0	2,257	11	13	58	36/234	76.8	9	-1	0	2,022	45.7

2008 (Kansas City)																Total	Pct.
Date	Opp	W/L	P/S	Att	Cmp	Pct	Yds	TD	Int	Lg	Sk/Yds	Rtg	Rsh	Yds	TD	Net Yds.	Offense
Sep 7	NE	L	1/0	12	8	66.7	118	1	1	68	3/14	91.7	0	0	0	104	36.6
Sep 14	Oak	L	1/1	4	2	50.0	17	0	1	12	1/8	21.9	1	15	0	24	12.6
Sep 28	Den	W	1/1	28	21	75.0	160	1	0	23	1/3	100.3	1	-1	0	156	42.2
Oct 5	at Car	L	1/1	21	10	47.6	86	0	2	17	2/16	19.2	1	-1	0	69	54.3
Oct 19	Ten	L	1/0	16	9	56.3	96	0	0	28	2/15	74.0	1	0	0	81	29.8
TOTALS			5/3	81	50	61.7	477	2	4	68	9/56	65.7	4	13	0	434	8.8



23 CB

MARCUS HUDSON

Ht: 6–2 **Wt:** 200 **Born:** 11/15/82
College: North Carolina state
Exp: 4th Year (D–6B in '06)
Career Games/Starts: 36/0

A quick, physical cornerback, Marcus Hudson has provided depth in the 49ers secondary since being selected in the sixth round of the 2006 NFL Draft. He often lines up in nickel and dime packages, while also serving as a gunner on special teams. In 36 games, Hudson has posted 28 tackles, 3 PDs, 1 FF, 1 FR and 33 special teams stops.

TRANSACTIONS: Originally the second of three sixth–round (192nd pick overall) draft choice by SF in 2006.

GOLDMINE:

- Marcus hails from a football family as brother, Jerel, played for Florida State, older brothers Nate and Eric played at Bethune–Cookman, and brother Kevin played at Iowa State.
- When Marcus was a kid, he wanted to be the Crocodile Hunter because of his love for animals. "I wanted to be like the Crocodile Hunter and chase animals. I was always fascinated with animals and I wanted to go to the zoo all the time. When I got older and realized that animals bite, and when they do, most of the time you don't survive, it kind of crushed my dream. Now I just want to watch Discovery Channel."
- Marcus' favorite cartoon growing up as a kid was Teenage Mutant Ninja Turtles and claims that TMNT is much better

HUDSON'S NFL STATISTICS

				TACKLES					INTERCEPTIONS					FUMBLES		
YEAR	TEAM	GP	GS	TOT	SOL	AST	SACKS	YOS	INT	YOS	LG	TD	PD	FF	FR	YOS
2006	SF	16	0	4	1	3	0.0	0.0	0	0	0	0	1	1	1	0
2007	SF	11	0	23	16	7	0.0	0.0	0	0	0	0	2	0	0	0
2008	SF	9	0	1	1	0	0.0	0.0	0	0	0	0	0	0	0	0
TOTALS		36	0	28	18	10	0.0	0.0	0	0	0	0	3	1	1	0

Additional Statistics:

Special Teams Tackles – 33: 2006 (12), 2007 (10), 2008 (11)

Special Teams Fumble Recoveries – 2: 2007 (2)

Hudson's Career Highs

Total Tackles: 7 vs. Bal. (10/7/07)
Solo: 5 vs. Bal. (10/7/07)

Forced Fumbles: 1 vs. Sea. (11/19/06)
Passes Defensed: 1 (3 times) Last vs. Bal. (10/7/07)

HUDSON'S GAME-BY-GAME

2006

Date	Opp	W/L	P/S	Tot	Sol	Ast	Sk	Yds	Int	Yds	PD	FF	FR
Sep 10	at Arz	L	1/0	0	0	0	0.0	0.0	0	0	0	0	0
Sep 17	StL	W	1/0	0	0	0	0.0	0.0	0	0	0	0	0
Sep 24	Phi	L	1/0	0	0	0	0.0	0.0	0	0	0	0	0
Oct 1	at KC	L	1/0	0	0	0	0.0	0.0	0	0	0	0	0
Oct 8	Oak	W	1/0	0	0	0	0.0	0.0	0	0	0	0	0
Oct 15	SD	L	1/0	0	0	0	0.0	0.0	0	0	0	0	0
Oct 29	at Chi	L	1/0	0	0	0	0.0	0.0	0	0	0	0	0
Nov 5	Min	W	1/0	0	0	0	0.0	0.0	0	0	0	0	0
Nov 12	at Det	W	1/0	0	0	0	0.0	0.0	0	0	0	0	0
Nov 19	Sea	W	1/0	0	0	0	0.0	0.0	0	0	1	1	1
Nov 26	at StL	L	1/0	1	0	1	0.0	0.0	0	0	0	0	0
Dec 3	at NO	L	1/0	1	0	0	0.0	0.0	0	0	0	0	0
Dec 10	GB	L	1/0	1	1	1	0.0	0.0	0	0	0	0	0
Dec 14	at Sea	W	1/0	0	0	0	0.0	0.0	0	0	0	0	0
Dec 24	Arz	L	1/0	1	0	1	0.0	0.0	0	0	0	0	0
Dec 31	at Den	W	1/0	0	0	0	0.0	0.0	0	0	0	0	0
TOTALS			16/0	4	1	3	0.0	0.0	0	0	1	1	1

2007

Date	Opp	W/L	P/S	Tot	Sol	Ast	Sk	Yds	Int	Yds	PD	FF	FR
Sep 10	Arz	W	1/0	4	2	2	0.0	0.0	0	0	1	0	0
Sep 16	at StL	W	1/0	0	0	0	0.0	0.0	0	0	0	0	0
Sep 23	at Pit	L	1/0	1	0	1	0.0	0.0	0	0	0	0	0
Sep 30	Sea	L	1/0	0	0	0	0.0	0.0	0	0	0	0	0
Oct 7	Bal	L	1/0	7	5	2	0.0	0.0	0	0	1	0	0
Oct 21	at NYG	L	1/0	0	0	0	0.0	0.0	0	0	0	0	0
Oct 28	NO	L	1/0	2	2	0	0.0	0.0	0	0	0	0	0
Nov 4	at Atl	L	1/0	1	0	1	0.0	0.0	0	0	0	0	0
Nov 12	at Sea	L	1/0	6	5	1	0.0	0.0	0	0	0	0	0
Nov 18	StL	L	1/0	2	2	0	0.0	0.0	0	0	0	0	0
Nov 25	at Arz	W	1/0	0	0	0	0.0	0.0	0	0	0	0	0
Dec 2	at Car	L				INACTIVE							
Dec 9	Min	L				INACTIVE							
Dec 15	Cin	W				INACTIVE							
Dec 23	TB	W				INACTIVE							
Dec 30	at Cle	L				INACTIVE							
TOTALS			11/0	23	16	7	0.0	0.0	0	0	2	0	0

than fellow teammate Manny Lawson's childhood favorite Thundercats.

2008:

- Saw first action of season vs. NE (10/5), filling in at safety when S Michael Lewis left game briefly with an elbow injury.

PERSONAL:

- Prepped at South Dade (FL) HS, where he recorded 75 tackles and 5 INTs as a senior. Returned a fumble, an INT, a kickoff and punt for TDs.
- Voted a USATODAY.com and a Max Emfinger All–American and earned all–state accolades.
- Hails from a football family as brother, Jerel, played for Florida State, older brothers Nate and Eric played at Bethune–Cookman, and brother Kevin played at Iowa State.
- Born Marcus Hudson (11/15/82) in Miami, FL.
- Majored in sociology.

HUDSON'S GAME-BY-GAME

2008

Date	Opp	W/L	P/S	Tot	Sol	Ast	Sk	Yds	Int	Yds	PD	FF	FR
Sep 7	Arz	L				INACTIVE							
Sep 14	at Sea	W				INACTIVE							
Sep 21	Det	W				INACTIVE							
Sep 28	at NO	L				INACTIVE							
Oct 5	NE	L	1/0	0	1	1	0.0	0.0	0	0	0	0	0
Oct 12	Phi	L	1/0	0	0	0	0.0	0.0	0	0	0	0	0
Oct 19	at NYG	L				INACTIVE							
Oct 26	Sea	L	1/0	0	0	0	0.0	0.0	0	0	0	0	0
Nov 10	at Arz	L	1/0	0	0	0	0.0	0.0	0	0	0	0	0
Nov 16	StL	W	1/0	0	0	0	1.0	0.0	0	0	0	0	0
Nov 24	at Dal	L	1/0	0	0	0	0.0	0.0	0	0	0	0	0
Nov 31	at Buf	W	1/0	0	0	0	0.0	0.0	0	0	0	0	0
Dec 7	NYJ	W	1/0	0	0	0	0.0	0.0	0	0	0	0	0
Dec 14	at Mia	L	1/0	0	0	0	0.0	0.0	0	0	0	0	0
Dec 21	at StL	W				INACTIVE							
Dec 28	Was	W				INACTIVE							
TOTALS			9/0	0	1	1	0.0	0.0	0	0	0	0	0



86 LS/TE

BRIAN JENNINGS

Ht: 6–5 **Wt:** 242 **Born:** 10/14/76
College: Arizona State
Exp: 10th Year (D–7B in '00)
Career Games/Starts: 144/0

One of the NFL's elite long snappers, Brian Jennings has snapped to 6 different placekickers and 4 different punters in his 9 seasons. He was rewarded for his efforts during the 2009 offseason with a five–year contract extension that will keep him in the Bay Area through 2014. Jennings size, hands and versatility allow him to play a role as a reserve tight end. A Pro Bowler in 2004, Jennings is also a sure tackler on special teams, having recorded 53 career special teams stops.

TRANSACTIONS: Originally the second of two seventh–round (230th pick overall) draft choices by SF in 2000... Signed a five–year contract extension through 2014 on 6/6/09.

GOLDMINE:

- Brian doesn't spend much time relaxing during the offseason. He earned his certification as a yoga instructor in 2008 after taking part in a 200–hour program that lasted five months. With a modern approach, Brian cranks up lively music in the classes he teaches in Scottsdale, AZ. He has plans to open his own yoga studio in the near future.

AWARDS & HONORS:
2004: NFC Pro Bowl

2008:

- Posted 9 special teams tackles and helped P Andy Lee set a single–season team record for punting average (47.8).
- Snapped 67 punts, 33 FG atts. and 34 PATs.

PERSONAL:

- Prepped at Red Mountain (AZ) HS, where he lettered in football, basketball and track.
- Captain of football squad during senior season and was named honorable mention all–region as tight end.
- Born Brian Lewis Jennings (10/14/76) in Mesa, AZ. Single and resides in Scottsdale, AZ.

JENNINGS' NFL STATISTICS

GAMES/STARTS (Regular Season): 2000 (16/0), 2001 (16/0), 2002 (16/0), 2003 (16/0), 2004 (16/0), 2005 (16/0), 2006 (16/0), 2007 (16/0), 2008 (16/0); **CAREER:** 144/0
GAMES/STARTS (Postseason): 2001 (1/0), 2002 (2/0); **CAREER (Postseason):** 3/0

Additional Statistics:
Special Teams Tackles – 53: 2000 (6), 2001 (4), 2002 (4), 2003 (2), 2004 (2), 2005 (8), 2006 (10), 2007 (8), 2008 (9)



81 WR

BRANDON JONES

Ht: 6–1 **Wt:** 212 **Born:** 10/6/82
College: Oklahoma
Exp: 5th Year (UFA in '09)
Career Games/Starts: 51/27

An explosive wideout with big play ability, Brandon Jones was signed by the 49ers during the offseason after spending his first 4 years as a member of the Tennessee Titans. A veteran of 51 games (27 starts), Jones posted career–highs in 2008 with 41 catches and 449 receiving yds. The former third–round pick made an immediate impact as a rookie for the Titans, starting 8 games for the team before suffering a season–ending knee injury. In 2006, Jones bounced back to start 10 games as he was named the Ed Block Courage Award winner by his teammates for his commitment to the principles of sportsmanship and courage.

TRANSACTIONS: Originally a third–round (96th pick overall) draft choice by Ten. in 2005...Signed by SF as an unrestricted free agent on 2/28/09.

GOLDMINE:

- An all–around athlete, Brandon was drafted by the New York Yankees in the 28th round of the 2001 draft following his senior year in high school. He decided to accept a football scholarship at Oklahoma instead, but did play for the Sooner baseball team (centerfield) during his freshman and sophomore years.
- Despite being heavily involved in sports during his youth, Brandon always made time to be employed, including working as a fast–food cook.
- Brandon labels his mother, Barnette, as "Supermom" for the struggles she endured while being a single parent raising him and his younger brother, Blake (10).
- After football, Brandon would like to finish his degree in criminology and join the FBI as an agent. He also has aspirations of being an actor and songwriter once his football career has concluded.
- Prior to his rookie season, Brandon clocked one of the fastest 40–yd. dash times (4.38) in the 2005 NFL Combine.

AWARDS & HONORS:

2006: Ed Block Courage Award

2008 (Tennessee):

- Ranked 3rd on team with 41 recepts. and 449 receiving yds.
- Made first start of season at Bal. (10/5), recording 3 recepts. for 54 yds.
- Had a career–high 8 recepts. for 82 yds. at Chi. (11/9).
- Registered 2 catches for 23 yds. and 1 TD at Jac. (11/16).
- Caught 2 passes for 16 yds. in AFC Divisional Playoff Game vs. Bal. (1/10/09).

COLLEGE:

Played in 42 games with 20 starts at Oklahoma and totaled 82 recepts. for 1,187 yds. with 14 TDs. Also returned 7 punts for 150 yds. Listed 4th among Oklahoma's all–time records for TD recepts. in a career. Played in 13 games with 8 starts as a senior, finishing season with 27 recepts. for 345 yds. and 3 TDs as team advanced to BCS National Championship game. Started 12 games as a junior and ranked 2nd on team with a career–high 46 catches for 709 yds. and 8 TDs.

PERSONAL:

- As a senior and junior at Liberty Eylau (TX) HS, earned Class 3A Offensive Player of the Year and all–state honors. Caught 95 passes for 2,124 yds. and 22 TDs during his high school career.
- Was an all–state selection in baseball, posting a .350 batting average, while also lettering 4 years in track.
- Born Brandon Jones (10/6/82) in Texarkana, TX.

JONES' NFL STATISTICS

				RECEIVING					RUSHING				
YEAR	TEAM	GP	GS	NO	YDS	AVG	LG	TD	ATT	YDS	AVG	LG	TD
2005	TEN	10	8	23	299	13.0	38t	2	1	1	1.0	1	0
2006	TEN	16	10	27	384	14.2	53	4	1	3	3.0	3	0
2007	TEN	9	2	21	248	11.8	35t	2	2	37	18.5	19	0
2008	TEN	16	7	41	449	11.0	40	1	2	35	17.5	28	0
TOTALS		51	27	112	1,380	12.3	53	9	6	76	12.7	28	0

Additional Statistics:

Punt Returning– 11-104: 2005 (5–75), 2007 (6–29)

Fumbles-Lost – 1-0: 1–0 in 2007

JONES' NFL POSTSEASON STATISTICS

				RECEIVING					RUSHING				
YEAR	TEAM	GP	GS	NO	YDS	AVG	LG	TD	ATT	YDS	AVG	LG	TD
2008	TEN	1	0	2	16	8.0	11	0	0	0	0.0	0	0
TOTALS		1	0	2	16	8.0	11	0	0	0	0.0	0	0

Jones' Career Highs

Receptions: 8 at Chi. (11/9/08)

Receiving Yards: 101 at Buf. (12/24/06)

Long Reception: 53 vs. NE (12/31/06)

Touchdowns: 1 (9 times) Last at Jac. (11/16/08)

JONES' GAME-BY-GAME

2005 (Tennessee)

Date	Opp	W/L	P/S	Rec	Yds	Avg	Lg	TD
Sep 11	at Pit	L	1/0	2	30	15.0	20	0
Sep 18	Bal	W	1/1	2	29	14.5	16	0
Sep 25	at StL	L	1/0	5	40	8.0	12	1
Oct 2	Ind	L	1/1	2	22	11.0	20	0
Oct 9	at Hou	W	1/1	3	21	7.0	14	0
Oct 16	Cin	L	1/1	5	82	16.4	25	0
Oct 23	at Arz	L	1/1	2	50	25.0	38t	1
Oct 30	Oak	L			INACTIVE			
Nov 6	at Cle	L	1/1	0	0	0.0	0	0
Nov 20	Jac	L	1/1	1	21	21.0	21	0
Nov 27	SF	W	1/1	1	4	4.0	4	0
			Placed on Injured Reserve List on 12/4					
TOTALS			10/8	23	299	13.0	38t	2

2006 (Tennessee)

Date	Opp	W/L	P/S	Rec	Yds	Avg	Lg	TD
Sep 10	NYJ	L	1/0	0	0	0.0	0	0
Sep 17	at SD	L	1/0	2	18	9.0	10	0
Sep 24	at Mia	L	1/0	0	0	0.0	0	0
Oct 1	Dal	L	1/0	2	18	9.0	10	0
Oct 8	at Ind	L	1/1	3	40	13.3	16	0
Oct 15	at Was	W	1/0	3	34	11.3	23	1
Oct 29	Hou	W	1/1	0	0	0.0	0	0
Nov 5	at Jac	L	1/1	1	8	8.0	8	0
Nov 12	Bal	L	1/0	1	10	10.0	10	0
Nov 19	at Phi	W	1/1	2	22	11.0	13	0
Nov 26	NYG	W	1/1	4	38	9.5	14	1
Dec 3	Ind	W	1/1	1	9	9.0	9t	1
Dec 10	at Hou	W	1/1	2	33	16.5	18	0
Dec 17	Jac	W	1/1	0	0	0.0	0	0
Dec 24	at Buf	W	1/1	5	101	20.2	32	1
Dec 31	NE	L	1/1	1	53	53.0	53	0
TOTALS			16/10	27	384	14.2	53	4

2007 (Tennessee)

Date	Opp	W/L	P/S	Rec	Yds	Avg	Lg	TD
Sep 9	at Jac	W	1/1	1	6	6.0	6	0
Sep 16	Ind	L	1/1	5	57	11.4	26	0
Sep 24	at NO	W	1/0	4	73	18.3	35t	1
Oct 7	Atl	W	1/0	3	36	12.0	16	0
Oct 14	at TB	L			INACTIVE			
Oct 21	at Hou	W			INACTIVE			
Oct 28	Oak	W			INACTIVE			
Nov 4	Car	W	1/0	0	0	0.0	0	0
Nov 11	Jac	L	1/0	5	51	10.2	16	0
Nov 19	at Den	L	1/0	3	25	8.3	21	1
Nov 25	at Cin	L	1/0	0	0	0.0	0	0
Dec 2	Hou	W	1/0	0	0	0.0	0	0
Dec 9	SD	L			INACTIVE			
			Placed on Injured Reserve List on 12/15					
TOTALS			9/2	21	248	11.8	35t	2

2008 (Tennessee)

Date	Opp	W/L	P/S	Rec	Yds	Avg	Lg	TD
Sep 7	Jac	W	1/0	1	5	5.0	5	0
Sep 14	at Cin	W	1/0	2	26	13.0	19	0
Sep 21	Hou	W	1/0	2	21	10.5	18	0
Sep 28	Min	W	1/0	3	34	11.3	13	0
Oct 5	at Bal	W	1/1	3	54	18.0	26	0
Oct 19	at KC	W	1/1	0	0	0.0	0	0
Oct 27	Ind	W	1/1	4	40	10.0	15	0
Nov 2	GB	W	1/0	4	36	9.0	13	0
Nov 9	at Chi	W	1/0	8	82	10.3	25	0
Nov 16	at Jac	W	1/1	2	23	11.5	13t	1
Nov 23	NYJ	L	1/0	4	40	10.0	23	0
Nov 27	at Det	W	1/1	1	6	6.0	6	0
Dec 7	Cle	W	1/0	2	18	9.0	15	0
Dec 14	at Hou	L	1/1	3	51	17.0	40	0
Dec 21	Pit	W	1/0	0	0	0.0	0	0
Dec 28	at Ind	L	1/1	2	13	6.5	13	0
TOTALS			16/7	41	449	11.0	40	1

2008 Postseason (Tennessee)

Date	Opp	W/L	P/S	Rec	Yds	Avg	Lg	TD
Jan 10	Bal	L	1/0	2	16	8.0	11	0
TOTALS			1/0	2	16	8.0	11	0

45 FB



ZAK KEASEY

(KEEZ-ee)

Ht: 6–0 **Wt:** 235 **Born:** 3/19/82
College: Princeton
Exp: 3rd Year (FA in '07)
Career Games/Starts: 20/3

Zak Keasey earned the 49ers starting fullback role in 2008 and went on to see action in 6 games with 3 starts before being placed on Injured Reserve with a biceps injury. A solid contributor on special teams, he has notched 18 tackles over the past 2 seasons. Keasey was originally signed to the 49ers practice squad near the end of 2005 season, where he also spent time in 2006 and 2007. Keasey originally entered the NFL as an undrafted rookie free agent linebacker with the Washington Redskins in 2005, and made the Redskins' roster after an impressive performance in training camp. He made the transition to the fullback position when he joined 49ers practice squad in 2005.

TRANSACTIONS: Originally signed by Was. as a rookie free agent on 5/5/05…Waived by Was. on 10/1/05…Signed by Was. on 10/4/05…Waived by Was. on 10/15/05…Signed by Was. to the practice squad on 10/18/05…Waived by Was. from the practice squad on 11/1/05…Signed by Was. to the practice squad on 11/7/05…Waived by Was. from the practice squad on 12/16/05…Signed by SF to the practice squad on 12/20/05…Waived by SF on 9/2/06…Signed by SF to the practice squad on 9/3/06…Waived by SF from the practice squad on 9/12/06…Signed by SF to the practice squad on 9/19/06…Signed by SF on 1/16/07…Waived by SF on 9/1/07…Signed by SF to the practice squad on 9/2/07…Signed by SF to the 53–man roster from the practice squad on 9/21/07…Waived by SF on 10/2/07…Signed by SF to the practice squad on 10/3/07…Signed by SF to the 53–man roster from the practice squad on 10/20/07…Waived by SF on 10/22/07…Signed by SF to the practice squad on 10/24/07…Signed by SF to the 53–man roster from the practice squad on 10/27/07…Waived by SF on 10/29/07…Signed by SF to the practice squad on 10/30/07…Signed by SF to the 53–man roster from the practice squad on 11/3/07.

GOLDMINE:

- Zak's trademark dreadlocks go back to his days at Princeton. He started growing them out in 2002 and now has one of the biggest helmets on the team because of them. Zak admits he has considered cutting them off so he could wear a normal helmet, but it's hard for him to let it go after growing his hair out for so many years.
- While he plays fullback in the NFL now, Zak was a standout linebacker at Princeton. He believes that his experience as a linebacker serves him well at his new position and on special teams. "Just tackling people from the defensive side of the ball for all those years, I think it helps out on the coverage teams bringing down the return man," he said. "I definitely try to use that to my advantage."

2008 (San Francisco):

- Had 2 recepts. for 13 yds. in season–opener vs. Arz. (9/7).
- Made first career start at FB at Sea. (9/14) and posted 1 special teams tackle.
- Caught 1 pass for 12 yds. vs. Det. (9/21).
- Injured right biceps tendon vs. Phi. (10/12) in 2nd qtr.
- Placed on Injured Reserve (10/15) with a torn biceps tendon.

PERSONAL:

- Lettered in football and track at Lake Orion (MI) HS, where he was all–state and all–county for football. Voted League Defensive Player of Year during senior season as he rushed for 8 TDs from fullback position, while also leading league in tackles both junior and senior seasons.
- Won high school's scholar–athlete award.
- Born Zak Keasey (3/19/82) in Lake Orion, MI.

KEASEY'S NFL STATISTICS

				RUSHING					RECEIVING				
YEAR	TEAM	GP	GS	ATT	YDS	AVG	LG	TD	NO	YDS	AVG	LG	TD
2005	WAS	1	0	0	0	0.0	0	0	0	0	0.0	0	0
2006	SF	0	0	0	0	0.0	0	0	0	0	0.0	0	0
2007	SF	13	0	2	4	2.0	3	0	0	0	0.0	0	0
2008	SF	6	3	0	0	0.0	0	0	3	25	8.3	12	0
TOTALS		**20**	**3**	**2**	**4**	**2.0**	**3**	**0**	**3**	**25**	**8.3**	**12**	**0**

Additional Statistics:

Special Teams Tackles – 18: 2007 (12), 2008 (6)

Keasey's Career Highs

Rushes: 2 at Pit. (9/23/07)
Rushing Yards: 4 at Pit. (9/23/07)
Receptions: 2 vs. Arz. (9/7/08)
Receiving Yards: 13 vs. Arz. (9/7/08)
Special Teams Tackles: 4 at Car. (12/2/07)

KEASEY'S GAME-BY-GAME

2005 (Washington)

Date	Opp	W/L	P/S	Tot	Sol	Ast	Sk	Yds	Int	Yds	PD	FF	FR
Sep 11	Chi	W	1/0	0	0	0	0.0	0	0	0	0	0	0
Sep 19	at Dal	W	0/0			INACTIVE							
Oct 2	Sea	W				NOT ON ROSTER							
Oct 9	at Den	L	0/0			INACTIVE							
			Signed to Washington's Practice Squad on 10/18										
TOTALS			**1/0**	**0**	**0**	**0**	**0.0**	**0.0**	**0**	**0**	**0**	**0**	**0**

2006 (San Francisco)

Date	Opp	W/L	P/S	Rsh	Yds	Avg	Lg	TD	Rec	Yds	TD
			Signed to Washington's Practice Squad on 9/3								
TOTALS			**0/0**	**0**	**0**	**0.0**	**0**	**0**	**0**	**0**	**0**

2007 (San Francisco)

Date	Opp	W/L	P/S	Rsh	Yds	Avg	Lg	TD	Rec	Yds	TD
Sep 10	Arz	W				INACTIVE					
Sep 16	at StL	W				INACTIVE					
Sep 23	at Pit	L	1/0	2	4	2.0	3	0	0	0	0
Sep 30	Sea	L	1/0	0	0	0.0	0	0	0	0	0
Oct 7	Bal	L				INACTIVE					
Oct 21	at NYG	L	1/0	0	0	0.0	0	0	0	0	0
Oct 28	NO	L	1/0	0	0	0.0	0	0	0	0	0
Nov 4	at Atl	L	1/0	0	0	0.0	0	0	0	0	0
Nov 12	at Sea	L	1/0	0	0	0.0	0	0	0	0	0
Nov 18	StL	L	1/0	0	0	0.0	0	0	0	0	0
Nov 25	at Arz	W	1/0	0	0	0.0	0	0	0	0	0
Dec 2	at Car	L	1/0	0	0	0.0	0	0	0	0	0
Dec 9	Min	L	1/0	0	0	0.0	0	0	0	0	0
Dec 15	Cin	W	1/0	0	0	0.0	0	0	0	0	0
Dec 23	TB	W	1/0	0	0	0.0	0	0	0	0	0
Dec 30	at Cle	L	1/0	0	0	0.0	0	0	0	0	0
TOTALS			**13/0**	**2**	**4**	**2.0**	**3**	**0**	**0**	**0**	**0**

2008 (San Francisco)

Date	Opp	W/L	P/S	Rsh	Yds	Avg	Lg	TD	Rec	Yds	TD
Sep 7	Arz	L	1/0	0	0	0.0	0	0	2	13	0
Sep 14	at Sea	W	1/1	0	0	0.0	0	0	0	0	0
Sep 21	Det	W	1/1	0	0	0.0	0	0	1	12	0
Sep 28	at NO	L	1/1	0	0	0.0	0	0	0	0	0
Oct 5	NE	L	1/0	0	0	0.0	0	0	0	0	0
Oct 12	Phi	L	1/0	0	0	0.0	0	0	0	0	0
			Placed on Injured Reserve on 10/15								
TOTALS			**6/3**	**0**	**0**	**0.0**	**0**	**0**	**3**	**25**	**0**



99 LB

MANNY LAWSON

Ht: 6–5 **Wt:** 240 **Born:** 7/3/84
College: North Carolina State
Exp: 4th Year (D–1B in '06)
Career Games/Starts: 32/23

Manny Lawson has played a key role on defense for the 49ers since being drafted in the first round of the 2006 NFL Draft. He tallied career–highs of 3 sacks, 2 FFs and 2 blocked kicks in 2008 after having a promising 2007 campaign cut short by a season–ending knee injury. Widely considered one of the finest athletes to ever play at North Carolina State, Lawson made the switch from college defensive end to outside linebacker in his first NFL season.

TRANSACTIONS: Originally the second of two first–round (22nd pick overall) draft choice by SF in 2006.

GOLDMINE:

- Manny has a love and passion for architecture. The whole concept of designing a home that somebody enjoys and wants to live in is intriguing to him. He hopes that he can find a way to get into the field once he's done playing. He also plans to design his own house.
- When the 49ers drafted Manny, they received a player who not only had ideal physical attributes, but one who also possessed an impressive mental capacity. Manny, whose father was in the Air Force and whose mother was a residential nurse, was taught the values of discipline at an early age. Academics always came first and athletics were just for fun. Anything below a B+ was not satisfactory to his parents. Fast forward a few years and the early lessons paid off as Manny graduated with a degree in industrial engineering from North Carolina State. He then went on to score a 43 out of 50 on the Wonderlic test, which tied for the highest of his draft class.

AWARDS & HONORS:

2006: Diet Pepsi Defensive Rookie of the Week (Week 2)
2008: Ed Block Courage Award

2008:

- Blocked punt in 1st qtr. and tallied 2 special teams tackles at Sea. (9/14). Did not see action on defense as team played majority of game in nickel package.
- Left game at NO (9/28) with a hamstring strain following a kickoff in 3rd qtr.
- Blocked a 35–yd. FG attempt in 3rd qtr., which was returned 74 yds. by CB Nate Clements for a TD at NYG (10/19).
- Posted a career–high 10 tackles vs. Sea. (10/26) to go along with his first sack of season.
- Tallied 5 tackles, 1 sack, 1 FF, 1 FR and 1 PD at Dal. (11/23). The FR occurred on a QB Tony Romo lateral that was intended for RB Tashard Choice, which Lawson broke up and recovered.

PERSONAL:

- Attended Eastern Wayne (Goldsboro, NC) HS, where he was rated as one of the Top 25 players (#21) by *Super Prep* in the state of North Carolina during his senior year.
- Recorded 54 tackles and 11 sacks on defense and also rushed for 456 yds. on offense during his final season, picking up Conference Defensive Player of the Year honors.
- Competed in four events in track: long jump, triple jump, 55–meter dash, and the 55–meter hurdles.
- Father is a retired member of the Air Force.
- Born Manny Lawson (7/3/84) in Goldsboro, NC.
- Majored in industrial engineering.

LAWSON'S NFL STATISTICS

				TACKLES					INTERCEPTIONS					FUMBLES		
YEAR	TEAM	GP	GS	TOT	SOL	AST	SACKS	YDS	INT	YDS	LG	TD	PD	FF	FR	YDS
2006	SF	16	11	65	42	23	2.5	15.0	1	0	0	0	3	0	2	0
2007	SF	2	2	14	8	6	0.0	0.0	0	0	0	0	1	0	0	0
2008	SF	14	10	55	36	19	3.0	8.0	0	0	0	0	3	2	1	2
TOTALS		32	23	134	86	48	5.5	24.0	1	0	0	0	7	2	3	2

Additional Statistics:

Special Teams Tackles – 6: 2008 (6)

Blocked Punts – 2: 2006 [vs. Oak. (10/8)], 2008 [at Sea. (9/14)]

Blocked Field Goal Attempts – 1: 2008 [35–yd. FG attempt at NYG (10/19)]

Lawson's Career Highs

Total Tackles: 10 vs. Sea. (10/26/08)

Solo: 9 vs. Sea. (10/26/08)

Assists: 5 vs. Oak. (10/8/06)

Fumble Recoveries: 1 (3 times) Last at Dal. (11/23/08)

Sacks: 2 vs. StL (9/17/06)

Passes Defensed: 1 (7 times) Last vs. Was.(12/28/08)

Ineterceptions: 1 at StL (11/26/06)

LAWSON'S GAME-BY-GAME

2006

Date	Opp	W/L	P/S	Tot	Sol	Ast	Sk	Yds	Int	Yds	PD	FF	FR
Sep 10	at Arz	L	1/1	7	4	3	0.0	0.0	0	0	0	0	0
Sep 17	StL	W	1/1	4	3	1	2.0	14.0	0	0	0	0	0
Sep 24	Phi	L	1/1	2	1	1	0.0	0.0	0	0	0	0	0
Oct 1	at KC	L	1/0	2	2	0	0.0	0.0	0	0	1	0	0
Oct 8	Oak	W	1/1	5	3	2	0.0	0.0	0	0	1	0	0
Oct 15	SD	L	1/0	8	6	2	0.0	0.0	0	0	0	0	0
Oct 29	at Chi	L	1/1	8	6	2	0.0	0.0	0	0	0	0	0
Nov 5	Min	W	1/1	6	6	0	0.0	0.0	0	0	0	0	1
Nov 12	at Det	W	1/1	0	0	0	0.0	1.0	0	0	1	0	1
Nov 19	Sea	W	1/1	5	3	2	0.0	0.0	0	0	0	0	0
Nov 26	at StL	L	1/1	3	2	1	0.0	0.0	1	0	0	0	0
Dec 3	at NO	L	1/1	5	3	2	0.0	0.0	0	0	0	0	0
Dec 10	GB	L	1/0	2	1	1	0.0	0.0	0	0	0	0	0
Dec 14	at Sea	W	1/0	1	0	1	0.5	0.0	0	0	0	0	0
Dec 24	Arz	L	1/0	3	2	1	0.0	0.0	0	0	0	0	0
Dec 31	at Den	W	1/1	5	4	1	0.0	0.0	0	0	0	0	0
TOTALS			16/11	65	42	23	2.5	15.0	1	0	3	0	2

2007

Date	Opp	W/L	P/S	Tot	Sol	Ast	Sk	Yds	Int	Yds	PD	FF	FR
Sep 10	Arz	W	1/1	9	5	4	0.0	0.0	0	0	0	0	0
Sep 16	at StL	W	1/1	5	3	2	0.0	0.0	0	0	1	0	0
			Placed on Injured Reserve List on 9/21										
TOTALS			2/2	14	8	6	0.0	0.0	0	0	1	0	0

2008

Date	Opp	W/L	P/S	Tot	Sol	Ast	Sk	Yds	Int	Yds	PD	FF	FR
Sep 7	Arz	L	1/1	6	5	1	0.0	0.0	0	0	0	0	0
Sep 14	at Sea	W	1/0	0	0	0	0.0	0.0	0	0	0	0	0
Sep 21	Det	W	1/1	1	1	0	0.0	0.0	0	0	1	0	0
Sep 28	at NO	L	1/0	0	0	0	0.0	0.0	0	0	0	0	0
Oct 5	NE	L		INACTIVE (Hamstring)									
Oct 12	Phi	L		INACTIVE (Hamstring)									
Oct 19	at NYG	L	1/1	5	2	3	0.0	0.0	0	0	0	1	0
Oct 26	Sea	L	1/1	10	9	1	1.0	0.0	0	0	0	0	0
Nov 10	at Arz	L	1/0	1	0	1	0.0	0.0	0	0	0	0	0
Nov 16	StL	W	1/0	4	3	1	1.0	1.0	0	0	0	0	0
Nov 24	at Dal	L	1/1	5	1	4	1.0	7.0	0	0	1	1	1
Nov 31	at Buf	W	1/1	3	1	2	0.0	0.0	0	0	0	0	0
Dec 7	NYJ	W	1/1	3	1	2	0.0	0.0	0	0	0	0	0
Dec 14	at Mia	L	1/1	6	4	2	0.0	0.0	0	0	0	0	0
Dec 21	at StL	L	1/1	7	5	2	0.0	0.0	0	0	0	0	0
Dec 28	Was	W	1/1	4	4	0	0.0	0.0	0	0	1	0	0
TOTALS			14/10	55	36	19	3.0	8.0	0	0	3	2	1



4 P

ANDY LEE

Ht: 6–2 **Wt:** 180 **Born:** 8/11/82
College: Pittsburgh
Exp: 6th Year (D–6A in '04)
Career Games/Starts: 80/0

Andy Lee has established himself as one of the most productive punters in the NFL since being drafted in the sixth round of the 2004 NFL Draft. After earning Pro Bowl and All–Pro honors in 2007, he once again put up outstanding numbers in 2008 as he set a career–high and team record with his 47.8 gross average.

TRANSACTIONS: Originally the first of two sixth–round (188th pick overall) draft choices by SF in 2004.

GOLDMINE:

- Andy never attended an NFL game growing up in South Carolina. Even when he went on to become a standout punter on the collegiate level at the University of Pittsburgh, he was still a stranger to live NFL action. The first professional game he ever attended was as a player with the 49ers in 2004. In fact, Andy didn't even set out to play football at all. "I was more of a baseball guy growing up. I actually wanted to be a Major League Baseball player. I played quarterback in 8th grade, and the coach asked, 'Who wants to try out for the punting position?' I didn't know you were supposed to spiral a punt, or turn it over, or any of that."
- Andy is considered a "hometown hero" by his native Westminster, SC. Westminster Mayor Pro Tem Rusty Cater presented Andy with a key to the city and a declaration commemorating "Andy Lee Day" on July 12, 2008.

AWARDS & HONORS:

2007: NFC Pro Bowl, AP All–Pro, PFW/PFWA All–NFL Team

CAREER HIGHLIGHTS:

- Set an NFL record in 2007 with 42 punts downed inside the 20–yd. line, and ranked 2nd in the league with a 47.3 gross average and 41.0 net average. His 41.0–yd. net average ranks 4th all–time for a single season in NFL history.
- Enters the 2008 season ranked 2nd in team history with a 44.4–yd. career gross avg. (behind Tommy Davis 44.7 avg.).
- Set a career–high and team record with his 47.8 gross average, in 2008.
- Was the first 49ers rookie punter since 1957 to lead the league for the longest punt (81 yds.) of the year, 2004.

2008:

- Set a career–high and Niners single–season record with a 47.8 gross average, breaking his own previous record of 47.3 avg. in 2007.
- Established a career–long 82–yd. punt vs. NE (10/5), which is tied for 2nd–longest in 49ers history with Tommy Davis (82 yds. vs. Min. (9/30/62) and 4 yds. behind a team–record 86–yarder by Larry Barnes vs. Chicago Cardinals (9/29/57).
- In rainy and windy conditions at Buf. (11/30), punted 6 times for 284 yds. (47.3 avg.) with a long of 58 yds. and 3 punts downed inside 20–yd. line.

PERSONAL:

- Prepped at West Oak (Westminster, SC) HS, where he was first–team all–state, two–time first–team all–conference and *Anderson Independent–Mail* all–area selection.
- Averaged 42.8 yds. per punt as senior, while also lining up at tight end and wide receiver.
- Lettered 3 times in baseball and twice in basketball. Two–time all–conference honoree and received all–state honors in baseball as a senior. Standout pitcher, helping West Oak to district championship and baseball state playoffs with 8–2 record as senior. Went 5–0 with a 1.90 ERA as junior.
- Born Andrew Paul Lee (8/11/82) in Westminster, SC. Married to wife Rachel.

LEE'S NFL STATISTICS

YEAR	TEAM	G	NO	YDS	AVG	RET	YDS	NET	TB	IN 20	LG	BLK
2004	SF	16	96	3,990	41.6	51	445	35.3	8	25	81	0
2005	SF	16	107	4,447	41.6	62	471	36.3	3	15	58	1
2006	SF	16	81	3,625	44.8	35	462	36.8	9	22	66	0
2007	SF	16	105	4,968	47.3	53	402	41.0	13	42	74	0
2008	SF	16	66	3,155	47.8	39	364	39.0	9	13	82	1
TOTALS		80	455	20,185	44.4	240	2,144	37.6	42	117	82	2

Additional Statistics:

Special Teams Tackles – 4: 2004 (1), 2005 (1), 2006 (2)

Lee's Career Highs

Punts: 10 vs. Sea. (9/30/07)
Gross Average: 57.2 at Pit. (9/23/07)
Net Average: 48.7 vs. Bal. (10/7/07)
Long Punt: 82 vs. NE (10/5/08)
Inside-20: 4 (5 times) Last at Cleveland (12/30/07)

LEE'S GAME-BY-GAME

2004

Date	Opp	W/L	P/S	No	Yds	Avg	Net	TB	In20	Lg	Blk
Sep 12	Atl	L	1/0	6	245	40.8	37.7	0	1	55	0
Sep 19	at NO	L	1/0	4	166	41.5	33.0	0	0	51	0
Sep 26	at Sea	L	1/0	7	296	42.3	36.6	2	3	60	0
Oct 3	StL	L	1/0	3	109	36.3	28.7	1	2	47	0
Oct 10	Arz	W	1/0	6	254	42.3	36.3	0	1	57	0
Oct 17	at NYJ	L	1/0	7	277	39.6	30.4	1	3	53	0
Oct 31	at Chi	L	1/0	8	326	40.8	27.8	1	0	55	0
Nov 7	Sea	L	1/0	6	255	42.5	39.0	0	3	55	0
Nov 14	Car	L	1/0	3	122	40.7	32.3	1	1	49	0
Nov 21	at TB	L	1/0	7	338	48.3	46.0	0	1	81	0
Nov 28	Mia	L	1/0	9	335	37.2	29.2	0	3	45	0
Dec 5	at StL	L	1/0	6	247	41.2	39.8	0	1	51	0
Dec 12	at Arz	W	1/0	7	320	45.7	39.1	1	3	53	0
Dec 18	Was	L	1/0	7	271	38.7	37.6	0	1	44	0
Dec 26	Buf	L	1/0	5	215	43.0	26.8	1	1	47	0
Jan 2	at NE	L	1/0	5	214	42.8	41.2	0	1	44	0
TOTALS			**16/0**	**96**	**3,990**	**41.6**	**35.3**	**8**	**25**	**81**	**0**

2005

Date	Opp	W/L	P/S	No	Yds	Avg	Net	TB	In20	Lg	Blk
Sep 11	StL	W	1/0	5	207	41.4	38.6	0	1	47	0
Sep 18	at Phi	L	1/0	7	302	43.1	41.3	0	3	51	0
Sep 25	Dal	L	1/0	5	199	39.8	38.2	0	1	48	0
Oct 2	at Arz	L	1/0	7	327	46.7	36.6	0	1	58	0
Oct 9	Ind	L	1/0	5	208	41.6	38.4	0	1	50	0
Oct 23	at Was	L	1/0	7	297	42.4	34.4	0	0	54	0
Oct 30	TB	W	1/0	9	369	41.0	37.8	0	2	49	0
Nov 6	NYG	L	1/0	7	312	44.6	39.6	0	1	49	0
Nov 13	at Chi	L	1/0	7	283	40.4	36.0	0	1	44	0
Nov 20	Sea	L	1/0	4	175	43.8	40.0	0	0	52	0
Nov 27	at Ten	L	1/0	8	357	44.6	39.4	0	0	52	0
Dec 4	Arz	L	1/0	5	217	43.4	36.0	1	1	47	0
Dec 11	at Sea	L	1/0	8	299	37.4	36.3	0	1	49	0
Dec 18	at Jac	L	1/0	8	335	41.9	36.3	0	1	50	0
Dec 24	at StL	W	1/0	6	248	41.3	30.8	1	0	50	0
Jan 1	Hou	W	1/0	9	312	34.7	26.5	1	1	47	1
TOTALS			**16/0**	**107**	**4,447**	**41.6**	**36.3**	**3**	**15**	**58**	**1**

2006

Date	Opp	W/L	P/S	No	Yds	Avg	Net	TB	In20	Lg	Blk
Sep 10	at Arz	L	1/0	4	145	36.3	36.3	0	3	47	0
Sep 17	StL	W	1/0	4	180	45.0	37.5	0	2	54	0
Sep 24	Phi	L	1/0	7	298	42.6	38.1	0	2	57	0
Oct 1	at KC	L	1/0	7	316	45.1	30.6	1	2	54	0
Oct 8	Oak	W	1/0	1	30	30.0	30.0	0	1	30	0
Oct 15	SD	L	1/0	4	192	48.0	38.8	1	0	54	0
Oct 29	at Chi	L	1/0	4	156	39.0	28.5	0	1	50	0
Nov 5	Min	W	1/0	6	291	48.5	42.2	1	0	54	0
Nov 12	at Det	W	1/0	3	106	35.3	30.0	0	1	45	0
Nov 19	Sea	W	1/0	6	260	43.3	38.2	0	2	47	0
Nov 26	at StL	L	1/0	4	206	51.5	37.5	2	0	66	0
Dec 3	at NO	L	1/0	7	352	50.3	45.1	1	1	60	0
Dec 10	GB	L	1/0	5	229	45.8	32.4	1	1	51	0
Dec 14	at Sea	W	1/0	8	360	45.0	40.8	1	2	57	0
Dec 24	Arz	L	1/0	4	197	49.3	37.3	0	0	55	0
Dec 31	at Den	W	1/0	7	307	43.9	33.3	1	4	58	0
TOTALS			**16/0**	**81**	**3,625**	**44.8**	**36.8**	**9**	**22**	**66**	**0**

2007

Date	Opp	W/L	P/S	No	Yds	Avg	Net	TB	In20	Lg	Blk
Sep 10	Arz	W	1/0	6	250	41.7	38.2	1	0	51	0
Sep 16	at StL	W	1/0	8	362	45.3	41.8	1	4	71	0
Sep 23	at Pit	L	1/0	5	286	57.2	46.0	3	2	66	0
Sep 30	Sea	L	1/0	10	543	54.3	44.1	3	2	71	0
Oct 7	Bal	L	1/0	7	361	51.6	48.7	0	3	74	0
Oct 21	at NYG	L	1/0	5	263	52.6	45.4	1	2	56	0
Oct 28	NO	L	1/0	7	328	46.9	40.4	1	3	59	0
Nov 4	at Atl	L	1/0	5	251	50.2	45.6	0	3	59	0
Nov 12	at Sea	L	1/0	7	355	50.7	47.1	0	4	60	0
Nov 18	StL	L	1/0	8	382	47.8	38.5	1	1	60	0
Nov 25	at Arz	W	1/0	6	286	47.7	39.7	1	3	59	0
Dec 2	at Car	L	1/0	5	241	48.2	46.2	0	3	60	0
Dec 9	Min	L	1/0	6	206	34.3	33.3	0	4	46	0
Dec 15	Cin	W	1/0	2	91	45.5	35.0	1	1	54	0
Dec 23	TB	W	1/0	9	407	45.2	43.9	0	3	63	0
Dec 30	at Cle	L	1/0	9	356	39.6	24.6	0	4	61	0
TOTALS			**16/0**	**105**	**4,968**	**47.3**	**41.0**	**13**	**42**	**74**	**0**

2008

Date	Opp	W/L	P/S	No	Yds	Avg	Net	TB	In20	Lg	Blk
Sep 7	Arz	L	1/0	2	87	43.5	35.0	0	0	49	0
Sep 14	at Sea	W	1/0	4	185	46.3	29.8	1	0	59	0
Sep 21	Det	W	1/0	4	148	37.0	35.0	0	3	47	0
Sep 28	at NO	L	1/0	3	123	41.0	41.0	0	2	43	0
Oct 5	NE	L	1/0	5	270	54.0	46.2	1	0	82	0
Oct 12	Phi	L	1/0	3	128	42.7	31.3	0	0	47	0
Oct 19	at NYG	L	1/0	5	218	43.6	38.0	1	1	59	0
Oct 26	Sea	L	1/0	4	196	49.0	42.5	0	1	57	0
Nov 10	at Arz	L	1/0	4	212	53.0	40.0	1	0	63	0
Nov 16	StL	W	1/0	6	311	51.8	45.3	1	0	58	0
Nov 24	at Dal	L	1/0	3	150	50.0	28.5	1	3	54	1
Nov 31	at Buf	W	1/0	6	284	47.3	39.2	0	1	58	0
Dec 7	NYJ	W	1/0	4	178	44.5	41.0	0	0	56	0
Dec 14	at Mia	L	1/0	5	242	48.4	30.0	2	1	53	0
Dec 21	at StL	W	1/0	5	274	54.8	47.2	1	1	62	0
Dec 28	Was	W	1/0	3	149	49.7	47.7	0	0	52	0
TOTALS			**16/0**	**66**	**3,155**	**47.8**	**39.0**	**9**	**13**	**82**	**1**



32 S

MICHAEL LEWIS

Ht: 6–1 **Wt:** 222 **Born:** 4/29/80
College: Colorado
Exp: 8th Year (UFA in '07)
Career Games/Starts: 108/90

As one of the league's most imposing defensive backs, Michael Lewis is considered an ideal strong safety because of his physicality, size and strength. He has ranked among the team's lead tacklers in each of his 2 seasons with the 49ers after being signed as an unrestricted free agent from the Philadelphia Eagles in 2007. Lewis earned Pro Bowl honors following the 2004 season when he played a key role in helping the Eagles capture the NFC Championship. He played in 4 NFC Championship games and one Super Bowl during his five NFL seasons with Philadelphia.

TRANSACTIONS: Originally a second–round (58th pick overall) draft choice by Phi. in 2002…Signed by SF as an unrestricted free agent from Phi. on 3/2/07.

GOLDMINE:

- Having been diagnosed with the heart condition atrial fibrillation in college, Michael has gone on to serve as a spokesperson for the American Heart Association. Atrial fibrillation is a disorder found in about 2.2 million Americans in which the heart's two small upper chambers, the atria, quiver instead of beating effectively. "I want people to know that heart disease is something that can be treated. You can live a normal life and do everything you dream of." Michael participated in San Jose's 2008 & 2009 National Start! Walking Day, which promotes walking, a healthier lifestyle and the prevention of heart disease.
- Michael grew up as a 49ers fan in Houston, Texas, and idolized Ronnie Lott and Merton Hanks. He spends invaluable time watching others play the safety position. His favorites include John Lynch and Lawyer Milloy.
- During the week of Super Bowl XXXIX in Jacksonville, Michael won the annual EA Sports Madden Bowl competition. The tournament featured eight NFL players and Michael claimed the top spot by defeating Steelers QB Ben Roethlisberger, Colts DE Dwight Freeney (the two–time defending champion), and Bills RB Willis McGahee.

AWARDS & HONORS:

2002: *Pro Football Weekly* All–Rookie Team
2004: NFC Pro Bowl, *Pro Football Weekly* All–NFC, *Football Digest* All–Pro

2008 (San Francisco):

- Ranked 3rd on team in tackles (118).
- Posted a sack in 4th qtr. at Sea. (9/14) to force a punt and set up a potential game–winning FG. Also recovered a fumble in 2nd qtr. to prevent a Seahawks score.

LEWIS' NFL STATISTICS

				TACKLES					INTERCEPTIONS					FUMBLES		
YEAR	TEAM	GP	GS	TOT	SOL	AST	SACKS	YDS	INT	YDS	LG	TD	PD	FF	FR	YDS
2002	PHI	14	4	42	27	15	1.0	5.0	1	0	0	0	1	3	3	2
2003	PHI	16	16	132	78	54	2.0	21.0	3	31	23	0	11	2	1	0
2004	PHI	16	16	129	88	41	0.0	0.0	1	0	0	0	12	2	1	0
2005	PHI	16	16	141	88	53	1.0	4.0	2	13	13	0	8	1	1	0
2006	PHI	14	6	87	53	34	2.0	16.0	2	105	84t	1	9	1	0	0
2007	SF	16	16	139	97	42	1.5	13.0	2	18	18	0	8	2	1	0
2008	SF	16	16	118	82	36	2.0	15.0	0	0	0	0	9	1	1	0
TOTALS		108	90	788	513	275	9.5	74.0	11	167	84t	1	58	12	8	3

LEWIS' NFL POSTSEASON STATISTICS

				TACKLES					INTERCEPTIONS					FUMBLES		
YEAR	TEAM	GP	GS	TOT	SOL	AST	SACKS	YDS	INT	YDS	LG	TD	PD	FF	FR	YDS
2002	PHI	2	0	1	0	1	0.0	0.0	0	0	0	0	0	0	0	0
2003	PHI	2	2	12	9	3	0.0	0.0	0	0	0	0	1	0	0	0
2004	PHI	3	3	17	14	3	0.0	0.0	0	0	0	0	4	0	0	0
2006	PHI	2	0	1	1	0	0.0	0.0	0	0	0	0	0	0	0	0
TOTALS		9	5	31	24	7	0.0	0.0	0	0	0	0	5	0	0	0

Additional Statistics:

Special Teams Tackles – 34: 2002 (20), 2005 (2), 2006 (11), 2007 (1)
Blocked Field Goal – 1: 2003 (vs. NO, 11–23–03)

Lewis' Career Highs

Total Tackles: 17 vs. Car. (10/17/04)
Solo: 13 (2 times) Last at Arz. (11/25/07)
Assists: 8 at NYG (10/19/03)
Interceptions: 1 (11 times) Last at Car. (12/2/07)

- Tallied 9 tackles, 2 PDs and 1 FF at NO (9/28). On 4th–and–1 late in 4th qtr., Lewis forced a fumble on Saints FB Olaniyi Sobomehin just before he crossed the goal–line that was recovered by 49ers at 3–yd. line.
- Had season–high 13 tackles at StL (12/21) in 17–16 victory.
- Left game in 2nd qtr. vs. Was. (12/28) with knee injury.

PERSONAL:

- Was district MVP as a junior and senior while attending Lamar Consolidated (Rosenberg, TX) HS.
- Also lettered in basketball and track.
- Grew up a 49ers fan and idolized Ronnie Lott and Merton Hanks.
- Brother, Rodney Williams, played basketball at Texas Lutheran and is now a lawyer.
- Born Michael Milton Lewis (4/29/80) in Houston. He and his wife, Amaris, a track star at Colorado, reside in Richmond, TX with daughters Morgan Naomi and Natalie Ann.
- Earned degree in communications.

LEWIS' GAME-BY-GAME

2002 (Philadelphia)

Date	Opp	W/L	P/S	Tot	Sol	Ast	Sk	Yds	Int	Yds	PD	FF	FR
Sep 8	at Ten	L	1/0	0	0	0	0.0	0.0	0	0	0	0	0
Sep 16	at Was	W	1/0	0	0	0	0.0	0.0	0	0	0	0	0
Sep 22	Dal	W	1/0	1	1	0	0.0	0.0	0	0	0	0	0
Sep 29	Hou	W		INACTIVE (Hamstring)									
Oct 6	at Jac	L		INACTIVE (Hamstring)									
Oct 20	TB	W	1/0	0	0	0	0.0	0.0	0	0	0	0	0
Oct 28	NYG	W	1/0	1	0	1	0.0	0.0	0	0	0	0	0
Nov 3	at Chi	W	1/0	0	0	0	0.0	0.0	0	0	0	0	0
Nov 10	Ind	L	1/0	2	1	1	0.0	0.0	0	0	0	1	0
Nov 17	Arz	W	1/0	0	0	0	0.0	0.0	0	0	0	0	0
Nov 25	at SF	W	1/0	3	3	0	0.0	0.0	0	0	0	0	0
Dec 1	StL	W	1/0	2	1	1	0.0	0.0	0	0	0	1	1
Dec 8	at Sea	W	1/1	12	7	5	0.0	0.0	0	0	0	0	0
Dec 15	Was	W	1/1	8	6	2	1.0	5.0	0	0	0	0	1
Dec 21	at Dal	W	1/1	6	4	2	0.0	0.0	0	0	0	0	0
Dec 28	at NYG	L	1/1	7	4	3	0.0	0.0	1	0	1	1	1
TOTALS			**14/4**	**42**	**27**	**15**	**1.0**	**5.0**	**1**	**0**	**1**	**3**	**3**

2002 Postseason (Philadelphia)

Date	Opp	W/L	P/S	Tot	Sol	Ast	Sk	Yds	Int	Yds	PD	FF	FR
Jan 11	Atl	W	1/0	1	0	1	0.0	0.0	0	0	0	0	0
Jan 19	TB	L	1/0	0	0	0	0.0	0.0	0	0	0	0	0
TOTALS			**2/0**	**1**	**0**	**1**	**0.0**	**0.0**	**0**	**0**	**0**	**0**	**0**

2003 (Philadelphia)

Date	Opp	W/L	P/S	Tot	Sol	Ast	Sk	Yds	Int	Yds	PO	FF	FR
Sep 8	TB	L	1/1	9	3	6	0.0	0.0	0	0	0	0	0
Sep 14	NE	L	1/1	6	2	4	0.0	0.0	0	0	0	0	0
Sep 28	at Buf	W	1/1	6	3	3	0.0	0.0	0	0	1	1	0
Oct 5	Was	W	1/1	6	5	1	0.0	0.0	0	0	2	0	0
Oct 12	at Dal	L	1/1	9	6	3	1.0	10.0	0	0	1	0	0
Oct 19	at NYG	W	1/1	13	5	8	0.0	0.0	0	0	0	0	0
Oct 26	NYJ	W	1/1	7	6	1	0.0	0.0	1	23	1	0	0
Nov 2	at Atl	W	1/1	7	5	2	0.0	0.0	0	0	0	0	0
Nov 10	at GB	W	1/1	15	10	5	1.0	11.0	0	0	0	1	1
Nov 16	NYG	W	1/1	6	3	3	0.0	0.0	0	0	0	0	0
Nov 23	NO	W	1/1	7	5	2	0.0	0.0	0	0	1	0	0
Nov 30	at Car	W	1/1	8	3	5	0.0	0.0	0	0	1	0	0
Dec 7	Dal	W	1/1	11	7	4	0.0	0.0	0	0	0	0	0
Dec 15	at Mia	W	1/1	6	3	3	0.0	0.0	1	5	2	0	0
Dec 21	SF	L	1/1	12	10	2	0.0	0.0	0	0	0	0	0
Dec 27	at Was	W	1/1	4	2	2	0.0	0.0	1	3	2	0	0
TOTALS			**16/16**	**132**	**78**	**54**	**2.0**	**21.0**	**3**	**31**	**11**	**2**	**1**

2003 Postseason (Philadelphia)

Date	Opp	W/L	P/S	Tot	Sol	Ast	Sk	Yds	Int	Yds	PO	FF	FR
Jan 11	GB	W	1/1	5	3	2	0.0	0.0	0	0	1	0	0
Jan 18	Car	L	1/1	7	6	1	0.0	0.0	0	0	0	0	0
TOTALS			**2/2**	**12**	**9**	**3**	**0.0**	**0.0**	**0**	**0**	**1**	**0**	**0**

2004 (Philadelphia)

Date	Opp	W/L	P/S	Tot	Sol	Ast	Sk	Yds	Int	Yds	PO	FF	FR
Sep 12	NYG	W	1/1	13	13	0	0.0	0.0	0	0	2	0	0
Sep 20	Min	W	1/1	10	5	5	0.0	0.0	0	0	1	0	0
Sep 26	at Det	W	1/1	6	5	1	0.0	0.0	0	0	1	0	0
Oct 3	at Chi	W	1/1	5	4	1	0.0	0.0	0	0	0	0	0
Oct 17	Car	W	1/1	17	10	7	0.0	0.0	0	0	0	0	0
Oct 24	at Cle	W	1/1	11	7	4	0.0	0.0	0	0	0	0	0
Oct 31	Bal	W	1/1	12	7	5	0.0	0.0	1	0	1	0	0
Nov 7	at Pit	L	1/1	9	4	5	0.0	0.0	0	0	1	0	1
Nov 15	at Dal	W	1/1	5	4	1	0.0	0.0	0	0	0	0	0
Nov 21	Was	W	1/1	9	7	2	0.0	0.0	0	0	2	0	0
Nov 28	at NYG	W	1/1	5	5	0	0.0	0.0	0	0	0	1	0
Dec 5	GB	W	1/1	1	1	0	0.0	0.0	0	0	1	0	0
Dec 12	at Was	W	1/1	8	5	3	0.0	0.0	0	0	0	0	0
Dec 19	Dal	W	1/1	10	7	3	0.0	0.0	0	0	2	0	0
Dec 27	at StL	L	1/1	2	1	1	0.0	0.0	0	0	0	1	0
Jan 2	Cin	L	1/1	6	3	3	0.0	0.0	0	0	1	0	0
TOTALS			**16/16**	**129**	**88**	**41**	**0.0**	**0.0**	**1**	**0**	**12**	**2**	**1**

2004 Postseason (Philadelphia)

Date	Opp	W/L	P/S	Tot	Sol	Ast	Sk	Yds	Int	Yds	PO	FF	FR
Jan 16	Min	W	1/1	6	6	0	0.0	0.0	0	0	0	0	0
Jan 23	Atl	W	1/1	5	3	2	0.0	0.0	0	0	2	0	0
Feb 6	NE	L	1/1	6	5	1	0.0	0.0	0	0	2	0	0
TOTALS			**3/3**	**17**	**14**	**3**	**0.0**	**0.0**	**0**	**0**	**4**	**0**	**0**

2005 (Philadelphia)

Date	Opp	W/L	P/S	Tot	Sol	Ast	Sk	Yds	Int	Yds	PO	FF	FR
Sep 12	at Atl	L	1/1	8	5	3	1.0	4.0	0	0	0	1	1
Sep 18	SF	W	1/1	5	4	1	0.0	0.0	0	0	1	0	0
Sep 25	Oak	W	1/1	10	4	6	0.0	0.0	0	0	1	0	0
Oct 2	at KC	W	1/1	8	5	3	0.0	0.0	0	0	0	0	0
Oct 9	at Dal	L	1/1	10	7	3	0.0	0.0	0	0	0	0	0
Oct 23	SD	W	1/1	10	7	3	0.0	0.0	0	0	0	0	0
Oct 30	at Den	L	1/1	6	2	4	0.0	0.0	0	0	0	0	0
Nov 6	at Was	L	1/1	12	7	5	0.0	0.0	0	0	0	0	0
Nov 14	Dal	L	1/1	6	2	4	0.0	0.0	0	0	0	0	0
Nov 20	at NYG	L	1/1	10	6	4	0.0	0.0	0	0	0	0	0
Nov 27	GB	W	1/1	12	7	5	0.0	0.0	1	0	3	0	0
Dec 5	Sea	L	1/1	9	5	4	0.0	0.0	0	0	0	0	0
Dec 11	NYG	L	1/1	15	10	5	0.0	0.0	1	13	1	0	0
Dec 18	at StL	W	1/1	6	5	1	0.0	0.0	0	0	0	0	0
Dec 24	at Arz	L	1/1	4	4	0	0.0	0.0	0	0	1	0	0
Jan 1	Was	L	1/1	10	8	2	0.0	0.0	0	0	1	0	0
TOTALS			**16/16**	**141**	**88**	**53**	**1.0**	**4.0**	**2**	**13**	**8**	**1**	**1**

LEWIS' GAME-BY-GAME

2006 (Philadelphia)

Date	Opp	W/L	P/S	Tot	Sol	Ast	Sk	Yds	Int	Yds	PD	FF	FR
Sep 10	at Hou	W	1/1	9	3	6	1.0	9.0	0	0	1	0	0
Sep 17	NYG	L	1/1	12	10	2	0.0	0.0	0	0	0	0	0
Sep 24	at SF	W	1/1	15	9	6	1.0	7.0	0	0	0	1	0
Oct 2	GB	W	1/1	11	7	4	0.0	0.0	1	21	4	0	0
Oct 8	Dal	W	1/1	10	4	6	0.0	0.0	0	0	2	0	0
Oct 15	at NO	L	1/1	5	3	2	0.0	0.0	0	0	0	0	0
Oct 22	at TB	L	1/0	4	1	3	0.0	0.0	0	0	0	0	0
Oct 29	Jac	L	1/0	3	2	1	0.0	0.0	0	0	0	0	0
Nov 12	Was	W	1/0	3	3	0	0.0	0.0	0	0	0	0	0
Nov 19	Ten	L	1/0	5	4	1	0.0	0.0	0	0	1	0	0
Nov 26	at Ind	L	1/0	2	2	0	0.0	0.0	0	0	0	0	0
Dec 4	Car	W	1/0	2	1	1	0.0	0.0	0	0	0	0	0
Dec 10	at Was	W	1/0	5	3	2	0.0	0.0	1	84t	1	0	0
Dec 17	at NYG	W	1/0	1	1	0	0.0	0.0	0	0	0	0	0
Dec 25	at Dal	W					INACTIVE (Knee)						
Dec 31	Atl	W					INACTIVE (Knee)						
TOTALS			**14/6**	**87**	**53**	**34**	**2.0**	**16.0**	**2**	**105**	**9**	**1**	**0**

2006 Postseason (Philadelphia)

Date	Opp	W/L	P/S	Tot	Sol	Ast	Sk	Yds	Int	Yds	PD	FF	FR
Jan 7	NYG	W	1/0	0	0	0	0.0	0.0	0	0	0	0	0
Jan 13	NO	L	1/0	1	1	0	0.0	0.0	0	0	0	0	0
TOTALS			**2/0**	**1**	**1**	**0**	**0.0**	**0.0**	**0**	**0**	**0**	**0**	**0**

2007 (San Francisco)

Date	Opp	W/L	P/S	Tot	Sol	Ast	Sk	Yds	Int	Yds	PD	FF	FR
Sep 10	Arz	W	1/1	5	3	2	0.0	0.0	0	0	1	0	0
Sep 16	at StL	W	1/1	9	5	4	0.0	0.0	0	0	1	1	0
Sep 23	at Pit	L	1/1	7	6	1	0.5	4.0	0	0	0	0	0
Sep 30	Sea	L	1/1	7	3	4	0.0	0.0	0	0	0	0	0
Oct 7	Bal	L	1/1	15	9	6	0.0	0.0	0	0	0	0	0
Oct 21	at NYG	L	1/1	6	3	3	0.0	0.0	0	0	1	0	0
Oct 28	NO	L	1/1	9	7	2	0.0	0.0	0	0	0	0	0
Nov 4	at Atl	L	1/1	7	5	2	0.0	0.0	1	18	1	0	0
Nov 12	at Sea	L	1/1	11	8	3	0.0	0.0	0	0	0	0	1
Nov 18	StL	L	1/1	4	3	1	0.0	0.0	0	0	0	0	0
Nov 25	at Arz	W	1/1	16	13	3	1.0	9.0	0	0	0	1	0
Dec 2	at Car	L	1/1	11	7	4	0.0	0.0	1	0	2	0	0
Dec 9	Min	L	1/1	4	3	1	0.0	0.0	0	0	0	0	0
Dec 15	Cin	W	1/1	5	4	1	0.0	0.0	0	0	1	0	0
Dec 23	TB	W	1/1	12	7	5	0.0	0.0	0	0	1	0	0
Dec 30	at Cle	L	1/1	11	11	0	0.0	0.0	0	0	0	0	0
TOTALS			**16/16**	**139**	**97**	**42**	**1.5**	**13.0**	**2**	**18**	**8**	**2**	**1**

2008 (San Francisco)

Date	Opp	W/L	P/S	Tot	Sol	Ast	Sk	Yds	Int	Yds	PD	FF	FR
Sep 7	Arz	L	1/1	7	6	1	0.0	0.0	0	0	1	0	0
Sep 14	at Sea	W	1/1	12	6	6	1.0	7.0	0	0	1	0	1
Sep 21	Det	W	1/1	6	3	3	0.0	0.0	0	0	0	0	0
Sep 28	at NO	L	1/1	9	6	3	0.0	0.0	0	0	2	1	0
Oct 5	NE	L	1/1	8	6	2	0.0	0.0	0	0	1	0	0
Oct 12	Phi	L	1/1	3	2	1	0.0	0.0	0	0	0	0	0
Oct 19	at NYG	L	1/1	2	2	0	0.0	0.0	0	0	0	0	0
Oct 26	Sea	L	1/1	7	4	3	0.0	0.0	0	0	0	0	0
Nov 10	at Arz	L	1/1	4	4	0	0.0	0.0	0	0	0	0	0
Nov 16	StL	W	1/1	12	10	2	1.0	8.0	0	0	1	0	0
Nov 24	at Dal	L	1/1	8	4	4	0.0	0.0	0	0	0	0	0
Nov 31	at Buf	W	1/1	6	6	0	0.0	0.0	0	0	0	0	0
Dec 7	NYJ	W	1/1	9	6	3	0.0	0.0	0	0	1	0	0
Dec 14	at Mia	L	1/1	8	5	3	0.0	0.0	0	0	0	0	0
Dec 21	at StL	W	1/1	13	10	3	0.0	0.0	0	0	2	0	0
Dec 28	Was	W	1/1	4	2	2	0.0	0.0	0	0	0	0	0
TOTALS			**16/16**	**118**	**82**	**36**	**2.0**	**15.0**	**0**	**0**	**9**	**1**	**1**



91 DE

RAY MCDONALD

Ht: 6–3 **Wt:** 290 **Born:** 9/2/84
College: Florida
Exp: 3rd Year (D–3B in '07)
Career Games/Starts: 24/9

A third–round pick in 2007, Ray McDonald saw extensive action in his second season with the 49ers, playing in 15 games (9 starts). Known for his instincts and quickness off the line, McDonald set career–highs with 58 tackles and 4 PDs in addition to 1 sack in 2008. He saw action in the defensive line rotation as a rookie, finishing the season with 11 tackles and 1 sack in 9 games.

TRANSACTIONS: Originally the second of two third–round (97th pick overall) draft choices by SF in 2007.

GOLDMINE:

- Ray comes from an athletic family as his father, Ray Sr., played wide receiver for the Florida Gators in the mid–80s and was featured on the cover of Sports Illustrated (Nov. 11, 1985) after catching both scores in a 14–10 victory at Auburn in 1985. Ray was 1–year old at the time. Ray's grandfather played running back at Bethune Cookman and his uncle was a cornerback at UCF.

2008:

- Ranked 2nd on team with 37 quarterback pressures.
- Started first career game vs. Arz. (9/7), tallying 6 tackles.
- Tipped a pass that was intercepted by CB Walt Harris at Sea. (9/14). The play occurred at Seattle's 41–yd. line and led to a 49ers TD to give team a 27–20 lead in 3rd qtr.
- Blocked a 54–yd. FG attempt vs. Phi. (10/12) and CB Donald Strickland scooped ball up and raced 41 yds. for a TD.
- Left game in 2nd qtr. at NYG (10/19) with a sprained knee.

PERSONAL:

- Attended Glades Central (Belle Glade, FL) HS, where he earned All–American honors and was named Palm Beach County Defensive Player of the Year in 2001 as he recorded 132 tackles and 24 sacks as a senior.
- Helped team to Class 3A state championship as a junior and started final 3 seasons at defensive tackle.
- Born Raymondo Antoine McDonald (9/2/84) in Pahokee, FL.

MCDONALD'S NFL STATISTICS

				TACKLES					INTERCEPTIONS					FUMBLES		
YEAR	TEAM	GP	GS	TOT	SOL	AST	SACKS	YDS	INT	YDS	LG	TD	PD	FF	FR	YDS
2007	SF	9	0	11	4	7	1.0	6.0	0	0	0	0	0	0	0	0
2008	SF	15	9	58	28	30	1.0	5.0	0	0	0	0	4	0	0	0
TOTALS		24	9	69	32	37	2.0	11.0	0	0	0	0	4	0	0	0

Additional Statistics:
Blocked Field Goals– 1: 2008 (1 vs. Phi., 10/12/08))

McDonald's Career Highs

Total Tackles: 6 (2 times) Last at Sea. (9/14/08)
Sacks: 1 (2 times) Last vs. NE (10/5/08)

MCDONALD'S GAME-BY-GAME

2007

Date	Opp	W/L	P/S	Tot	Sol	Ast	Sk	Yds	Int	Yds	PD	FF	FR
Sep 10	Arz	W			INACTIVE								
Sep 16	at StL	W			INACTIVE								
Sep 23	at Pit	L			INACTIVE								
Sep 30	Sea	L			INACTIVE								
Oct 7	Bal	L	1/0	3	1	2	0.0	0.0	0	0	0	0	0
Oct 21	at NYG	L	1/0	2	1	1	0.0	0.0	0	0	0	0	0
Oct 28	NO	L	1/0	1	0	1	0.0	0.0	0	0	0	0	0
Nov 4	at Atl	L	1/0	0	0	0	0.0	0.0	0	0	0	0	0
Nov 12	at Sea	L			INACTIVE								
Nov 18	StL	L	1/0	1	0	1	0.0	0.0	0	0	0	0	0
Nov 25	at Arz	W	1/0	1	1	0	0.0	0.0	0	0	0	0	0
Dec 2	at Car	L			INACTIVE								
Dec 9	Min	L	1/0	0	0	0	0.0	0.0	0	0	0	0	0
Dec 15	Cin	W			INACTIVE								
Dec 23	TB	W	1/0	2	1	1	1.0	6.0	0	0	0	0	0
Dec 30	at Cle	L	1/0	1	0	1	0.0	0.0	0	0	0	0	0
TOTALS			9/0	11	4	7	1.0	6.0	0	0	0	0	0

2008

Date	Opp	W/L	P/S	Tot	Sol	Ast	Sk	Yds	Int	Yds	PD	FF	FR
Sep 7	Arz	L	1/1	6	2	4	0.0	0.0	0	0	1	0	0
Sep 14	at Sea	W	1/1	6	4	2	0.0	0.0	0	0	1	0	0
Sep 21	Det	W	1/1	3	2	1	0.0	0.0	0	0	0	0	0
Sep 28	at NO	L	1/1	4	2	2	0.0	0.0	0	0	0	0	0
Oct 5	NE	L	1/1	4	3	1	1.0	5.0	0	0	1	0	0
Oct 12	Phi	L	1/1	6	2	4	0.0	0.0	0	0	0	0	0
Oct 19	at NYG	L	1/1	3	1	2	0.0	0.0	0	0	0	0	0
Oct 26	Sea	L			INACTIVE (Knee)								
Nov 10	at Arz	L	1/1	2	1	1	0.0	0.0	0	0	0	0	0
Nov 16	StL	W	1/1	3	1	2	0.0	0.0	0	0	0	0	0
Nov 24	at Dal	L	1/0	3	1	2	0.0	0.0	0	0	0	0	0
Nov 31	at Buf	W	1/0	4	2	2	0.0	0.0	0	0	1	0	0
Dec 7	NYJ	W	1/0	2	1	1	0.0	0.0	0	0	0	0	0
Dec 14	at Mia	L	1/0	4	2	2	0.0	0.0	0	0	0	0	0
Dec 21	at StL	W	1/0	3	1	2	0.0	0.0	0	0	0	0	0
Dec 28	Was	W	1/0	5	3	2	0.0	0.0	0	0	0	0	0
TOTALS			15/9	58	28	30	1.0	5.0	0	0	4	0	0



58 LB

JAY MOORE

Ht: 6–4 **Wt:** 256 **Born:** 8/16/83
College: Nebraska
Exp: 3rd Year (D–4A in '07)
Career Games/Starts: 0/0

A fourth–round pick in 2007, Jay Moore is a physical and versatile defender who made the transition from a defensive end in college to outside linebacker with the 49ers. After having his promising rookie campaign cut short due to an ankle injury suffered during preseason action in 2007, Moore suffered a biceps injury in the 2008 preseason finale and was once again placed on Injured Reserve.

TRANSACTIONS: Originally the first of three fourth–round (104th pick overall) draft choices by SF in 2007.

GOLDRUSH:

- Leading up to the 2007 NFL Draft, Jay wanted nothing more than to relieve the anxiety that comes with the selection process and evaluations. Hence, he started working rigorously on his game – his golf game that is. The whole week leading up to the draft, you could find Jay on the links. "Getting out on the golf course just made me forget and put me in my own state of mind," said Jay. "You could spend all day on the Internet reading about the draft, but I didn't get too caught up in it." Jay, who has a handicap of around 7, was eventually selected in the fourth round by the 49ers. He provided an impressive showing to 49ers' coaches at the 2007 Senior Bowl, where he tallied 3 sacks and 2 FFs.

2008:

- Placed on Injured Reserve (8/30/08) after sustaining a biceps injury in preseason finale vs. SD (8/29/08).

PERSONAL:

- Attended Elkhorn (NE) HS, where he played tailback and defensive end, and was a member of Omaha World–Herald's Super 6 team as he registered 92 carries for 822 yds. (8.9 avg.) and scored 16 TDs in 5 games.
- Rushed for 1,742 yds. and 31 TDs in 2000.
- Born Jay Moore (8/16/83) in Elkhorn, NE.
- Majored in secondary education.

MOORE'S NFL STATISTICS

				TACKLES					INTERCEPTIONS					FUMBLES		
YEAR	TEAM	GP	GS	TOT	SOL	AST	SACKS	YDS	INT	YDS	LG	TD	PD	FF	FR	YDS
2007	SF	0	0	Injured Reserve – ANKLE												
2008	SF	0	0	Injured Reserve – BICEPS												
TOTALS		0	0	0	0	0	0.0	0.0	0	0	0	0	0	0	0	0



JOSH MORGAN

Ht: 6–0 **Wt:** 219 **Born:** 6/20/85
College: Virginia Tech
Exp: 2nd Year (D–6 in '08)
Career Games/Starts: 12/1

Josh Morgan enjoyed an extremely productive rookie campaign in 2008 despite being sidelined 4 games with a groin injury. The sixth–round selection showcased his ability to make the big play as his 3 TD catches all went for over 30 yards. Morgan made a game–winning TD catch at StL (12/21/08), snatching the ball amongst multiple defenders.

TRANSACTIONS: Originally a sixth–round (174th pick overall) draft choice by SF in 2008.

GOLDMINE:

- Josh is a writer in the truest sense of the word, dedicating a lot of his time in college to writing poems. His writing courses were his most enjoyable at Virginia Tech. Josh wants to be a writer of some sort one day and he credits his parents as being the ones who instilled his love of writing as a way to keep him motivated and off the rough, Washington D.C. streets where he grew up.

2008 (San Francisco):

- All 3 of his receiving TDs came from over 30 yds.
- Posted first career catch at Sea. (9/14) for an 8–yd. gain.
- Led team with five catches for 86 yds. and 1 TD at NYG (10/19). Caught his first NFL TD in 2nd qtr. on a 30–yd. pass from QB J.T. O'Sullivan.
- Started first career game vs. Sea. (10/26).
- Caught second TD of season at Arz. (11/10) on a 31–yd. pass from QB Shaun Hill.
- Caught game–winning TD between two defenders at StL (12/21) on a 48–yd. pass from Hill with 1:31 left in 4th qtr.

PERSONAL:

- Attended Howard D. Woodson (Washington, DC) HS, and earned All–DCIAA honors as a senior.
- Made 8 catches for 275 yds and 3 TDs in a game vs. Glen Mills HS, along with 4 sacks and a blocked punt.
- Spent 2003 fall semester at Fork Union Military Academy, catching 33 passes for 845 yds. with 8 TDs. Also blocked 4 punts and posted 1 punt return for a TD.
- Also excelled in basketball, earning MVP honors in two tournaments.
- Born Joshua Lewis Morgan (6/20/85) in Washington, D.C.

MORGAN'S GAME-BY-GAME

2008

Date	Opp	W/L	P/S	Rec	Yds	Avg	Lg	TD
Sep 7	Arz	L	1/0	0	0	0.0	0	0
Sep 14	at Sea	W	1/0	1	8	8.0	8	0
Sep 21	Det	W	1/0	1	18	18.0	18	0
Sep 28	at NO	L	1/0	1	10	10.0	10	0
Oct 5	NE	L	1/0	2	13	6.5	17	0
Oct 12	Phi	L	1/0	1	25	25.0	25	0
Oct 19	at NYG	L	1/0	5	86	17.2	30t	1
Oct 26	Sea	L	1/1	0	0	0.0	0	0
Nov 10	at Arz	L	1/0	4	54	13.5	31t	1
Nov 16	StL	W	INACTIVE (Groin)					
Nov 24	at Dal	L	INACTIVE (Groin)					
Nov 31	at Buf	W	INACTIVE (Groin)					
Dec 7	NYJ	W	INACTIVE (Groin)					
Dec 14	at Mia	L	1/0	0	0	0.0	0	0
Dec 21	at StL	W	1/0	2	55	27.5	48t	1
Dec 28	Was	W	1/0	3	50	16.7	26	0
TOTALS			**12/1**	**20**	**319**	**16.0**	**48t**	**3**

MORGAN'S NFL STATISTICS

				RECEIVING					RUSHING				
YEAR	TEAM	GP	GS	NO	YDS	AVG	LG	TD	ATT	YDS	AVG	LG	TD
2008	SF	12	1	20	319	16.0	48t	3	0	0	0.0	0	0
TOTALS		**12**	**1**	**20**	**319**	**16.0**	**48t**	**3**	**0**	**0**	**0.0**	**0**	**0**

Additional Statistics:
Special Teams Tackles– 5: 2008 (5)
Fumbles-Lost – 0-0

Morgan's Career Highs

Receptions: 5 at NYG (10/19/08)
Receiving Yards: 86 at NYG (10/19/08)
Long Reception: 48t at StL (12/21/08)
Touchdowns: 1 (3 times) Last at StL (12/21/08)

6 K



JOE NEDNEY

Ht: 6–5 **Wt:** 234 **Born:** 3/22/73
College: San Jose State
Exp: 14th Year (FA in '05)
Career Games/Starts: 153/0

As one of the NFL's most accurate kickers, Joe Nedney has provided the 49ers with a reliable weapon over the past four seasons. The San Jose native and 13–year veteran has connected on 101/115 (87.8 pct.) field goals since coming to San Francisco, making him the most accurate NFL kicker in that span. For his efforts, Nedney was rewarded with a two–year contract extension through the 2011 season this Spring. He enters the 2009 season ranked second in team history with an 87.8 field goal percentage, while his 979 career points ranks 42nd all–time in NFL history. Nedney joined the 49ers in 2005, bouncing back from a season–ending hamstring injury in 2004 in Tennessee.

TRANSACTIONS: Originally signed by GB as a rookie free agent on 4/28/95…Waived by GB on 8/27/95…Signed by Oak. to the practice squad on 8/29/95…Waived by Oak. from the practice squad on 9/6/95…Signed by Mia. to the practice squad on 9/21/95…Claimed off waivers by the NYJ on 8/12/97…Waived by the NYJ on 8/25/97…Signed by Mia. on 10/3/97…Waived by Mia. on 10/6/97…Signed by Arz. on 10/15/97…Waived by Arz. on 2/12/99…Signed by Arz. on 3/31/99…Claimed off waivers by Bal. on 10/6/99…Waived by Bal. on 11/9/99…Signed by Oak. as a free agent on 12/14/99…Waived by Oak. on 8/27/00…Signed by Den. as a free agent on 9/12/00…Waived by Den. on 10/2/00…Signed by Car. as a free agent on 10/3/00…Signed by Ten. as an unrestricted free agent from Car. on 3/9/01…Waived by Ten. on 2/21/05…Signed by SF as a free agent on 3/10/05...Signed a two–year contract extension on 4/16/09 through 2011.

GOLDMINE:

- While playing for the Arizona Cardinals, Joe got a tattoo that every player strives for. "A local tattoo artist in Flagstaff put his artwork up for a silent auction item," Nedney said. "Whoever was the highest bidder got the artwork they wanted on their body." All of the proceeds went to a charity that supports Northern Arizona youth football. Joe made the winning bid and decided to permanently align himself with the NFL logo. "I brought the logo in and the artist put his own little flair into it. I figured I would get the NFL logo and not the team logo because if I put the team logo I would probably have about 9 logos on my leg. I figured that would be a safe bet," Nedney joked.

AWARDS & HONORS:

1996: AFC Special Teams Player of the Week (Week 16)
1998: NFC Special Teams Player of the Week (Week 10)
2000: NFC Special Teams Player of the Week (Week 6 and Week 10)
2001: AFC Special Teams Player of the Week (Week 5 and Week 6)
2005: *USA Today* All–Joe Team, Bill Walsh Award, NFC Special Teams Player of the Week (Week 8)

CAREER HIGHLIGHTS:

- Has connected on 19 game–winning FGs (7 with SF, 5 with Ten., 1 with Oak., 1 with Car., 4 with Arz. and 1 with Mia.).
- Earned Special Teams Player of the Week honors seven times and is the only NFL player to win the honor with five different teams (Mia., Arz., Car., Ten. and SF).
- Has converted 10 onside kicks in his career, giving him the most among active kickers.
- Enters the 2009 season ranked 2nd in team history with an 87.8 field goal percentage, while his 979 career points ranks 42nd all–time in NFL history.
- Has connected on 101/115 (87.8 pct.) field goals since coming to San Francisco, making him the most accurate NFL kicker in that span.
- Was voted by coaches as co–recipient (along with LB Derek Smith) of 49ers Bill Walsh Award, given to team's most valuable player in 2005. Hit 26 of 28 field goal attempts in his first season in SF (2005), setting a single–season club record with a 92.9 field goal %.

2008 (San Francisco):

- Posted 2nd highest point total of career (121) and 4th career 100–pt. season.
- His 29 FGs tie his 2006 total and rank tied for 2nd in team history with Gary Anderson (1997) and Mike Cofer (1989) for FGs in a single–season behind Jeff Wilkins (30–1996).
- Had 15 pts. at Sea. (9/14), converting 4/5 FG atts., including his 18th career game–winning FG on a 40–yd. att. in overtime for 33–30 victory.
- Kicked a 51–yd. FG before end of 2nd qtr. after a FR from Mark Roman to put 49ers ahead 10–0 at Buf. (11/30) in 10–3 victory.
- Kicked 39–yd. FG as time expired in 4th qtr. vs. Was (12/29) to mark 19th career game–winning FG.

PERSONAL:

- Lettered in football as a kicker/punter and in basketball as a guard/forward at Santa Teresa (San Jose, CA) HS.
- Awarded college degree from San Jose State in May of 1998 after completing an internship in the Arizona Cardinals community relations department.
- Born Joseph Thomas Nedney (3/22/73) in San Jose, CA. Married to Gina. Couple resides in Scotts Valley, CA, with their daughter, Gabrielle (6/23/02) and son, Cade (3/11/05).
- Earned degree in recreation.

NEDNEY'S NFL STATISTICS

			SCORING								
YEAR	TEAM	GP	XP	XPA	PCT	FG	FGA	PCT	BLK	LG	PTS
1996	MIA	16	35	36	97.2	18	29	62.1	0	44	89
1997	MIA/ARI	10	19	19	100.0	11	17	64.7	0	45	52
1998	ARI	12	30	30	100.0	13	19	68.4	2	53	69
1999	ARI/OAK	4	13	13	100.0	5	7	71.4	0	52	28
2000	DEN/CAR	15	24	24	100.0	34	38	89.5	0	52	126
2001	TEN	16	34	35	97.1	20	28	71.4	0	51	94
2002	TEN	16	36	36	100.0	25	31	80.6	0	53	111
2003	TEN	1	0	1	0.0	1	1	100.0	0	50	3
2004	TEN	INJURED RESERVE (Hamstring)									
2005	SF	15	19	19	100.0	26	28	92.9	0	56	97
2006	SF	16	29	29	100.0	29	35	82.9	1	51	116
2007	SF	16	22	22	100.0	17	19	89.5	0	50	73
2008	SF	16	34	34	100.0	29	33	87.9	0	53	121
TOTALS		153	295	298	99.0	228	285	80.0	3	56	979

		FIELD GOALS										
YEAR	TEAM	1-19	PCT	20-29	PCT	30-39	PCT	40-49	PCT	50+	PCT	TOT
1996	MIA	1/1	100.0	7/7	100.0	7/11	63.6	3/8	37.5	0/2	0.0	18/29
1997	MIA/ARI	1/1	100.0	3/3	100.0	4/4	100.0	3/7	42.9	0/2	0.0	11/17
1998	ARI	0/0	0.0	6/6	100.0	1/1	100.0	5/8	62.5	1/4	25.0	13/19
1999	ARI/OAK	0/0	0.0	2/2	100.0	2/2	100.0	0/1	0.0	1/2	50.0	5/7
2000	DEN/CAR	1/1	100.0	16/16	100.0	7/8	87.5	8/10	80.0	2/3	66.7	34/38
2001	TEN	0/0	0.0	6/6	100.0	5/5	100.0	8/15	53.3	1/2	50.0	20/28
2002	TEN	0/0	0.0	9/9	100.0	10/12	83.3	5/8	62.5	1/2	50.0	25/31
2003	TEN	0/0	0.0	0/0	0.0	0/0	0.0	0/0	0.0	1/1	100.0	1/1
2004	TEN	INJURED RESERVE (Hamstring)										
2005	SF	0/0	0.0	4/4	100.0	10/11	90.9	10/10	100.0	2/3	66.7	26/28
2006	SF	2/2	100.0	11/12	91.7	8/10	80.0	7/9	77.8	1/2	50.0	29/35
2007	SF	1/1	100.0	5/5	100.0	6/6	100.0	4/4	100.0	1/3	33.3	17/19
2008	SF	0/0	0.0	9/9	100.0	10/10	100.0	8/11	72.7	2/3	66.7	29/33
TOTALS		6/6	100.0	78/79	98.7	70/80	87.5	61/91	67.0	13/29	44.8	228/285

NEDNEY'S NFL POSTSEASON STATISTICS

			SCORING								
YEAR	TEAM	GP	XP	XPA	PCT	FG	FGA	PCT	BLK	LG	PTS
2002	TEN	2	6	6	100.0	3	4	75.0	0	42	15

		FIELD GOALS										
YEAR	TEAM	1-19	PCT	20-29	PCT	30-39	PCT	40-49	PCT	50+	PCT	TOT
2002	TEN	0/0	0.0	2/2	100.0	0/0	0.0	1/2	50.0	0/0	0.0	3/4

Additional Statistics:

Special Teams Tackles (Regular Season) – 20: 2001 (5), 2002 (7), 2005 (2), 2006 (2), 2007 (2), 2008 (2)
Special Teams Tackles (Postseason) – 4: 2002 (3), 2003 (1)

Nedney's Career Highs

Most Field Goals: 5 vs. TB (10/30/05)
Most Field Goal Attempts: 6 vs. TB (10/30/05)
Longest Field Goal: 56 yds. vs. StL (12/24/05)

Most PATs: 6 (2 times) Last vs. TB (12/19/99)
Most PAT Attempts: 6 (2 times) Last vs. TB (12/19/99)
Most Points: 15 (2 times) Last vs. TB (10/30/05)

NEDNEY'S GAME-BY-GAME

1996 (Miami)

Date	Opp	W/L	Pts	XP-XPA	FG-FGA	Kick-By-Kick
Sep 1	NE	W	6	3-3	1-1	34
Sep 8	at Arz	W	8	5-5	1-3	36, 40N, 30N
Sep 15	NYJ	W	6	3-4	1-2	37N, 29
Sep 23	at Ind	L	6	0-0	2-3	24, 29, 53N
Oct 6	Sea	L	3	0-0	1-1	20
Oct 13	at Buf	W	3	3-3	0-1	33N
Oct 20	at Phi	L	8	2-2	2-2	37, 39
Oct 27	Dal	L	4	1-1	1-1	26
Nov 3	at NE	L	5	2-2	1-2	45N, 39
Nov 10	Ind	W	5	5-5	0-1	44N
Nov 17	at Hou	W	14	2-2	3-4	39N, 34, 44, 29
Nov 25	Pit	L	5	2-2	1-3	56N, 41, 48N
Dec 1	at Oak	L	1	1-1	0-1	42N
Dec 8	NYG	L	1	1-1	0-0	
Dec 16	Buf	W	10	1-1	3-3	29, 41, 18
Dec 22	at NYJ	W	7	4-4	1-1	37
TOTALS			**89**	**35-36**	**18-29**	**Long: 44**

1997 (Arizona)

Date	Opp	W/L	Pts	XP-XPA	FG-FGA	Kick-By-Kick
Oct 19	at Phi	L	4	1-1	1-2	40N, 23
Oct 26	Ten	L	2	2-2	0-0	
Nov 2	Phi	W	7	4-4	1-3	51N, 45, 48N
Nov 9	at Dal	L	6	0-0	2-4	46N, 42, 39, 51N
Nov 16	at NYG	L	4	1-1	1-1	34
Nov 23	at Bal	W	10	1-1	3-3	22, 27, 43
Nov 30	Pit	L	8	2-2	2-3	32, 19, 46N
Dec 7	Was	L	4	4-4	0-0	
Dec 14	at NO	L	4	1-1	1-1	30
Dec 21	Atl	W	3	3-3	0-0	
TOTALS			**52**	**19-19**	**11-17**	**Long: 45**

1998 (Arizona)

Date	Opp	W/L	Pts	XP-XPA	FG-FGA	Kick-By-Kick
Sep 6	at Dal	L	4	1-1	1-1	22
Sep 13	at Sea	W	2	2-2	0-0	
Sep 20	Phi	L	5	2-2	1-2	52N, 47
Sep 27	at StL	W	8	2-2	2-3	48N, 22, 29
Oct 4	Oak	W	8	2-2	2-2	41, 29
Oct 11	Chi	W	8	2-2	2-3	49, 46N, 40
Oct 18	at NYG	W	1	1-1	0-0	
Nov 17	at Det	W	5	2-2	1-2	52B, 53
Nov 8	Was	L	9	3-3	2-2	26, 47
Nov 15	Dal	W	4	4-4	0-1	40B
Nov 22	at Was	L	9	6-6	1-1	26
Nov 29	at KC	L	6	3-3	1-2	37, 50N
	Placed on Injured Reserve on 12/2					
TOTALS			**69**	**30-30**	**13-19**	**Long: 53**

1999 (Arizona/Oakland)

Date	Opp	W/L	Pts	XP-XPA	FG-FGA	Kick-By-Kick
(Arizona)						
Sep 12	at Phi	W		INACTIVE		
Sep 19	at Mia	L		INACTIVE		
Sep 27	SF	L	0	0-0	0-0	
Oct 3	at Dal	L		INACTIVE		
TOTALS			**0**	**0-0**	**0-0**	
(Oakland)						
Dec 19	TB	W	9	6-6	1-1	26
Dec 26	at SD	L	8	2-2	2-4	52, 52N, 25, 44N
Jan 2	at KC	W	11	5-5	2-2	38, 33
TOTALS			**28**	**13-13**	**5-7**	**Long: 52**

2000 (Denver/Carolina)

Date	Opp	W/L	Pts	XP-XPA	FG-FGA	Kick-By-Kick
(Denver)						
Sep 17	at Oak	W	15	3-3	4-4	24, 32, 22, 21
Sep 24	KC	L	10	1-1	3-4	22, 20, 50N, 43
Oct 1	NE	L	3	0-0	1-2	20, 43N
TOTALS			**28**	**4-4**	**8-10**	**Long: 43**
(Carolina)						
Oct 8	Sea	W	14	2-2	4-5	44, 42, 22, 29, 34N
Oct 15	at NO	L	6	0-0	2-2	52, 46
Oct 22	SF	W	10	4-4	2-2	30, 38
Oct 29	at Atl	L	12	0-0	4-4	35, 48, 25, 24
Nov 5	at StL	W	13	1-1	4-4	35, 45, 24, 46
Nov 12	NO	L	4	1-1	1-1	38
Nov 19	at Min	L	5	2-2	1-1	28
Nov 27	GB	W	7	4-4	1-1	26
Dec 3	StL	W	10	1-1	3-3	20, 23, 37
Dec 10	at KC	L	2	2-2	0-1	48N
Dec 17	SD	W	6	3-3	1-1	18
Dec 24	at Oak	L	9	0-0	3-3	46, 21, 51
TOTALS			**98**	**20-20**	**26-28**	**Long: 52**

2001 (Tennessee)

Date	Opp	W/L	Pts	XP-XPA	FG-FGA	Kick-By-Kick
Sep 9	Mia	L	5	2-3	1-1	51
Sep 23	at Jac	L	6	0-0	2-3	47N, 22, 43
Oct 7	at Bal	L	1	1-1	0-1	46N
Oct 14	TB	W	11	2-2	3-4	44, 45, 47N, 49
Oct 21	at Det	W	13	1-1	4-4	38, 46, 30, 46
Oct 29	at Pit	L	1	1-1	0-1	48N
Nov 4	Jac	W	4	4-4	0-2	51N, 46N
Nov 12	Bal	L	4	1-1	1-2	48N, 27
Nov 18	at Cin	W	8	2-2	2-2	41, 37
Nov 25	Pit	L	6	3-3	1-1	49
Dec 2	at Cle	W	7	4-4	1-1	29
Dec 9	at Min	L	6	3-3	1-1	37
Dec 16	GB	W	4	1-1	1-2	44N, 24
Dec 22	at Oak	W	7	1-1	2-2	22, 21
Dec 30	Cle	L	8	5-5	1-1	31
Jan 6	Cin	L	3	3-3	0-0	
TOTALS			**94**	**34-35**	**20-28**	**Long: 51**

NEDNEY'S GAME-BY-GAME

2002 (Tennessee)

Date	Opp	W/L	Pts	XP-XPA	FG-FGA	Kick-By-Kick
Sep 8	Phi	W	7	1-1	2-2	33, 47
Sep 15	at Dal	L	7	1-1	2-2	37, 53
Sep 22	Cle	L	4	4-4	0-0	
Sep 29	at Oak	L	1	1-1	0-0	
Oct 6	Was	L	2	2-2	0-0	
Oct 13	Jac	W	11	2-2	3-4	40, 26, 33, 32N
Oct 27	at Cin	W	12	3-3	3-3	33, 28, 46
Nov 3	at Ind	W	11	2-2	3-3	28, 34, 39
Nov 10	Hou	W	5	2-2	1-2	49N, 24
Nov 17	Pit	W	7	4-4	1-2	39N, 43
Nov 24	at Bal	L	12	0-0	4-4	32, 37, 40, 21
Dec 14	at NYG	W	6	3-3	1-2	54N, 38
Dec 8	Ind	W	9	3-3	2-2	35, 29
Dec 16	NE	W	6	3-3	1-2	45N, 28
Dec 22	at Jac	W	4	4-4	0-1	46N
Dec 29	at Hou	W	7	1-1	2-2	28, 26
TOTALS			**111**	**36-36**	**25-31**	**Long: 53**

2002 Postseason (Tennessee)

Date	Opp	W/L	Pts	XP-XPA	FG-FGA	Kick-By-Kick
Jan 11	Pit	W	10	4-4	2-3	42, 48N, 26
Jan 19	at Oak	L	5	2-2	1-1	29
TOTALS			**15**	**6-6**	**3-4**	**Long: 42**

2003 (Tennessee)

Date	Opp	W/L	Pts	XP-XPA	FG-FGA	Kick-By-Kick
Sep 7	Oak	W	3	0-1	1-1	50
			Placed on Injured Reserve on 9/11			
TOTALS			**3**	**0-1**	**1-1**	**Long: 50**

2004 (Tennessee)

Date	Opp	W/L	Pts	XP-XPA	FG-FGA	Kick-By-Kick
			Placed on Injured Reserve on 9/8			

2005 (San Francisco)

Date	Opp	W/L	Pts	XP-XPA	FG-FGA	Kick-By-Kick
Sep 11	StL	W	4	4-4	0-0	
Sep 18	at Phi	L	3	0-0	1-1	32
Sep 25	Dal	L	7	4-4	1-1	20
Oct 2	at Arz	L	2	2-2	0-0	
Oct 9	Ind	L	3	0-0	1-1	30
Oct 23	at Was	L	5	2-2	1-1	47
Oct 30	TB	W	15	0-0	5-6	45, 47, 41, 46, 28, 39N
Nov 6	NYG	L	6	0-0	2-2	48, 52
Nov 13	at Chi	L	9	0-0	3-4	30, 52N, 34, 29
Nov 20	Sea	L	13	1-1	4-4	33, 31, 40, 22
Nov 27	at Ten	L		INACTIVE (Groin/Hip)		
Dec 4	Arz	L	4	1-1	1-1	48
Dec 11	at Sea	L	3	0-0	1-1	39
Dec 18	at Jac	L	9	0-0	3-3	35, 47, 33
Dec 24	at StL	W	6	3-3	1-1	56
Jan 1	Hou	W	8	2-2	2-2	42, 33
TOTALS			**97**	**19-19**	**26-28**	**Long: 56**

2006 (San Francisco)

Date	Opp	W/L	Pts	XP-XPA	FG-FGA	Kick-By-Kick
Sep 10	at Arz	L	9	3-3	2-3	34N, 22, 44
Sep 17	StL	W	8	2-2	2-3	32, 46N, 20
Sep 24	Phi	L	6	3-3	1-1	48
Oct 1	at KC	L	0	0-0	0-1	51N
Oct 8	Oak	W	10	4-4	2-3	19, 49N, 39
Oct 15	SD	L	5	2-2	1-1	42
Oct 29	at Chi	L	4	1-1	1-1	23
Nov 5	Min	W	9	0-0	3-3	25, 30, 51
Nov 12	at Det	W	13	1-1	4-4	28, 23, 23, 47
Nov 19	Sea	W	8	2-2	2-4	39, 18, 30B, 27N
Nov 26	at StL	L	5	2-2	1-1	24
Dec 3	at NO	L	4	1-1	1-1	29
Dec 10	GB	L	7	1-1	2-2	24, 36
Dec 14	at Sea	W	6	3-3	1-1	39
Dec 24	Arz	L	8	2-2	2-2	49, 32
Dec 31	at Den	W	14	2-2	4-4	46, 29, 46, 36
TOTALS			**116**	**29-29**	**29-35**	**Long: 51**

2007 (San Francisco)

Date	Opp	W/L	Pts	XP-XPA	FG-FGA	Kick-By-Kick
Sep 10	Arz	W	8	2-2	2-2	33, 30
Sep 16	at StL	W	5	2-2	1-1	40
Sep 23	at Pit	L	10	1-1	3-3	32, 22, 50
Sep 30	Sea	L	3	0-0	1-1	43
Oct 7	Bal	L	1	1-1	0-1	52N
Oct 21	at NYG	L	1	1-1	0-0	
Oct 28	NO	L	4	1-1	1-1	29
Nov 4	at Atl	L	10	1-1	3-3	49, 32, 22
Nov 12	at Sea	L	0	0-0	0-0	
Nov 18	StL	L	9	0-0	3-3	28, 38, 46
Nov 25	at Arz	W	7	4-4	1-2	19, 55N
Dec 2	at Car	L	2	2-2	0-0	
Dec 9	Min	L	1	1-1	0-0	
Dec 15	Cin	W	8	2-2	2-2	29, 38
Dec 23	TB	W	3	3-3	0-0	
Dec 30	at Cle	L	1	1-1	0-0	
TOTALS			**73**	**22-22**	**17-19**	**Long: 50**

2008 (San Francisco)

Date	Opp	W/L	Pts	XP-XPA	FG-FGA	Kick-By-Kick
Sep 7	Arz	L	7	1-1	2-2	39, 30
Sep 14	at Sea	W	15	3-3	4-5	26, 28, 28, 41N, 40
Sep 21	Det	W	7	4-4	1-2	43N, 25
Sep 28	at NO	L	9	0-0	3-3	47, 49, 38
Oct 5	NE	L	3	3-3	0-0	
Oct 12	Phi	L	14	2-2	4-4	32, 37, 53, 29
Oct 19	at NYG	L	5	2-2	1-1	40
Oct 26	Sea	L	7	1-1	2-2	42, 40
Nov 10	at Arz	L	6	3-3	1-1	41
Nov 16	StL	W	5	5-5	0-0	
Nov 24	at Dal	L	10	1-1	3-4	53N, 23, 22, 35
Nov 31	at Buf	W	4	1-1	1-1	50
Dec 7	NYJ	W	6	3-3	1-1	32
Dec 14	at Mia	L	9	0-0	3-3	38, 23, 28
Dec 21	at StL	W	5	2-2	1-1	48
Dec 28	Was	W	9	3-3	2-3	48N, 33, 39
TOTALS			**121**	**34-34**	**29-33**	**Long: 53**



44 FB

MORAN NORRIS

(MORE-ann)

Ht: 6–1 **Wt:** 250 **Born:** 6/16/78
College: Kansas
Exp: 9th Year (UFA in '09)
Career Games/Starts: 103/38

A tough, hard–nosed fullback, Moran Norris rejoins the 49ers after spending the 2008 season as a member of the Detroit Lions. Norris, who is utilized as both a blocker and receiver, was the 49ers' starting fullback from 2006–07 and helped RB Frank Gore to a Pro Bowl season with an NFC–leading and team–record 1,695 yds. in 2006. He is close friends with Gore off the field, traveling with the running back to Hawaii when Gore received his Pro Bowl bid. Norris helped open holes for Houston Texans backfield mate RB Domanick Davis, who recorded consecutive 1,000–yd. rushing seasons in his first two NFL seasons (2003–04).

TRANSACTIONS: Originally a fourth–round (115th pick overall) draft choice by NO in 2001…Waived by NO on 9/17/02…Claimed off waivers by Hou. from NO on 9/18/02…Waived by Hou. on 5/4/06…Signed by SF as a free agent on May 23, 2006...Waived by SF on 8/31/08...Signed by Det. on 10/9/08...Waived by Det. on 10/12/08...Signed by Det. on 10/13/08...Signed as an unrestricted free agent by SF on 3/2/09.

GOLDMINE:

- When he's not paving the way for Frank Gore to run, fullback Moran Norris can be found working within his community. In 2005, Moran founded the Moran Norris Foundation, seeking to help Houston–area students become champions in athletics, character and education. In San Francisco, Moran "adopted" a group of students in the Brother2Brother/Sister2Sister Mentoring Program as part of his Foundation's initiatives. Moran has hosted the youngsters at 49ers games, provided them with financial support and taught them the importance of life skills, education, goal setting, hard work and good character.

2008 (Detroit):

- Saw action in 11 games with 8 starts for Lions after being signed on (10/9).

PERSONAL:

- All–city and all–district selection as a senior at James Madison (Houston, TX) HS, where he caught 25 passes for 410 yds. as a tight end and also played linebacker.
- Older brother, Gaston, lettered 4 seasons as a running back at Iowa State.
- Born Torrance Moran Norris (6/16/78) in Houston, TX. He and wife, Tamara, live in Houston with daughter, London.
- Was a member of the Kansas Jayhawks Scholar List. Graduated with dual degrees in communications and crime and delinquency.

NORRIS' NFL STATISTICS

				RUSHING					RECEIVING				
YEAR	TEAM	GP	GS	ATT	YDS	AVG	LG	TD	NO	YDS	AVG	LG	TD
2001	NO	5	0	0	0	0.0	0	0	0	0	0.0	0	0
2002	HOU	13	0	0	0	0.0	0	0	0	0	0.0	0	0
2003	HOU	16	9	0	0	0.0	0	0	7	40	5.7	11	0
2004	HOU	12	4	1	0	0.0	0	0	4	13	3.3	7	0
2005	HOU	16	5	0	0	0.0	0	0	1	4	4.0	4t	1
2006	SF	14	7	2	8	4.0	4	0	5	36	7.2	32t	2
2007	SF	16	5	7	17	2.4	6	0	6	38	6.3	13	0
2008	DET	11	8	1	1	1.0	1	0	4	16	4.0	6	0
TOTALS		**103**	**38**	**11**	**26**	**2.4**	**6**	**0**	**27**	**147**	**5.4**	**32t**	**3**

Additional Statistics:
Kickoff Returns – 11-110: 2002 (2–11), 2003 (5–71), 2004 (2–25), 2005 (1–2), 2006 (1–1)
Special Teams Tackles – 43: 2001 (2), 2002 (6), 2003 (8), 2004 (7), 2005 (12), 2006 (3), 2007 (3), 2008 (2)
Special Teams Forced Fumbles – 1: 2005 (1)
Special Teams Fumble Recoveries – 1: 2007 (1)
Blocked Punts – 1: 2007 (1 for safety at NYG, 10/21/07)

Norris' Career Highs

Rushes: 2 (2 times) Last at StL (9/16/07)
Rushing Yards: 8 at Den. (12/31/06)
Receptions: 3 vs. Jac. (9/28/03)
Receiving Yards: 32 at Den. (12/31/06)
Long Reception: 32t at Den. (12/31/06)
Touchdown Receptions: 1 (3 times) Last at Den. (12/31/06)

NORRIS' GAME-BY-GAME

2001 (New Orleans)

Date	Opp	W/L	P/S	Rsh	Yds	Avg	Lg	TD	Rec	Yds	TD
Sep 9	at Buf	W				INACTIVE					
Sep 30	at NYG	L				INACTIVE					
Oct 7	Min	W				INACTIVE					
Oct 14	at Car	W				INACTIVE					
Oct 21	Atl	L				INACTIVE					
Oct 28	at StL	W				INACTIVE					
Nov 4	NYJ	L				INACTIVE					
Nov 11	at SF	L	1/0	0	0	0.0	0	0	0	0	0
Nov 18	Ind	W	1/0	0	0	0.0	0	0	0	0	0
Nov 25	at NE	L	1/0	0	0	0.0	0	0	0	0	0
Dec 2	Car	W				INACTIVE					
Dec 9	at Atl	W				INACTIVE					
Dec 17	StL	L				INACTIVE					
Dec 23	at TB	L				INACTIVE					
Dec 30	Was	L	1/0	0	0	0.0	0	0	0	0	0
Jan 6	SF	L	1/0	0	0	0.0	0	0	0	0	0
TOTALS			**5/0**	**0**	**0**	**0.0**	**0**	**0**	**0**	**0**	**0**

2002 (New Orleans/Houston)

Date	Opp	W/L	P/S	Rsh	Yds	Avg	Lg	TD	Rec	Yds	TD
(New Orleans)											
Sep 8	at TB	W				INACTIVE					
Sep 15	GB	W				INACTIVE					
Waived by NO on 9/17 and Claimed off waivers by Hou. on 9/18											
(Houston)											
Sep 22	Ind	L				INACTIVE					
Sep 29	at Phi	L	1/0	0	0	0.0	0	0	0	0	0
Oct 13	Buf	L	1/0	0	0	0.0	0	0	0	0	0
Oct 20	at Cle	L	1/0	0	0	0.0	0	0	0	0	0
Oct 27	at Jac	W	1/0	0	0	0.0	0	0	0	0	0
Nov 3	Cin	L	1/0	0	0	0.0	0	0	0	0	0
Nov 10	at Ten	W	1/0	0	0	0.0	0	0	0	0	0
Nov 17	Jac	L	1/0	0	0	0.0	0	0	0	0	0
Nov 24	NYG	W	1/0	0	0	0.0	0	0	0	0	0
Dec 1	at Ind	L	1/0	0	0	0.0	0	0	0	0	0
Dec 8	at Pit	W	1/0	0	0	0.0	0	0	0	0	0
Dec 15	Bal	L	1/0	0	0	0.0	0	0	0	0	0
Dec 22	at Was	L	1/0	0	0	0.0	0	0	0	0	0
Dec 29	Ten	L	1/0	0	0	0.0	0	0	0	0	0
TOTALS			**13/0**	**0**	**0**	**0.0**	**0**	**0**	**0**	**0**	**0**

2003 (Houston)

Date	Opp	W/L	P/S	Rsh	Yds	Avg	Lg	TD	Rec	Yds	TD
Sep 7	at Mia	W	1/0	0	0	0.0	0	0	0	0	0
Sep 14	at NO	L	1/1	0	0	0.0	0	0	0	0	0
Sep 21	KC	L	1/0	0	0	0.0	0	0	0	0	0
Sep 28	Jac	W	1/1	0	0	0.0	0	0	3	16	0
Oct 12	at Ten	L	1/0	0	0	0.0	0	0	0	0	0
Oct 19	NYJ	L	1/0	0	0	0.0	0	0	0	0	0
Oct 26	at Ind	L	1/1	0	0	0.0	0	0	0	0	0
Nov 2	Car	W	1/1	0	0	0.0	0	0	1	5	0
Nov 9	at Cin	L	1/0	0	0	0.0	0	0	2	8	0
Nov 16	at Buf	W	1/1	0	0	0.0	0	0	0	0	0
Nov 23	NE	L	1/1	0	0	0.0	0	0	0	0	0
Nov 30	Atl	W	1/1	0	0	0.0	0	0	0	0	0
Dec 7	at Jac	L	1/0	0	0	0.0	0	0	0	0	0
Dec 14	at TB	L	1/1	0	0	0.0	0	0	0	0	0
Dec 21	Ten	L	1/0	0	0	0.0	0	0	1	11	0
Dec 28	Ind	L	1/1	0	0	0.0	0	0	0	0	0
TOTALS			**16/9**	**0**	**0**	**0.0**	**0**	**0**	**7**	**40**	**0**

2004 (Houston)

Date	Opp	W/L	P/S	Rsh	Yds	Avg	Lg	TD	Rec	Yds	TD
Sep 12	SD	L				INACTIVE					
Sep 19	at Det	L				INACTIVE					
Sep 26	at KC	W	1/1	0	0	0.0	0	0	0	0	0
Oct 3	Oak	W	1/0	0	0	0.0	0	0	0	0	0
Oct 10	Min	L				INACTIVE					
Oct 17	at Ten	W				INACTIVE					
Oct 31	Jac	W	1/0	0	0	0.0	0	0	0	0	0
Nov 7	at Den	L	1/0	0	0	0.0	0	0	1	7	0
Nov 14	at Ind	L	1/0	0	0	0.0	0	0	1	4	0
Nov 21	GB	L	1/1	0	0	0.0	0	0	0	0	0
Nov 28	Ten	W	1/0	0	0	0.0	0	0	0	0	0
Dec 5	at NYJ	L	1/0	1	0	0.0	0	0	1	0	0
Dec 12	Ind	L	1/1	0	0	0.0	0	0	1	2	0
Dec 19	at Chi	W	1/1	0	0	0.0	0	0	0	0	0
Dec 26	at Jac	W	1/0	0	0	0.0	0	0	0	0	0
Jan 2	Cle	L	1/0	0	0	0.0	0	0	0	0	0
TOTALS			**12/4**	**1**	**0**	**0.0**	**0**	**0**	**4**	**13**	**0**

2005 (Houston)

Date	Opp	W/L	P/S	Rsh	Yds	Avg	Lg	TD	Rec	Yds	TD
Sep 11	at Buf	L	1/1	0	0	0.0	0	0	0	0	0
Sep 18	Pit	L	1/0	0	0	0.0	0	0	0	0	0
Oct 2	at Cin	L	1/1	0	0	0.0	0	0	1	4	1
Oct 9	Ten	L	1/0	0	0	0.0	0	0	0	0	0
Oct 16	at Sea	L	1/0	0	0	0.0	0	0	0	0	0
Oct 23	Ind	L	1/1	0	0	0.0	0	0	0	0	0
Oct 30	Cle	W	1/0	0	0	0.0	0	0	0	0	0
Nov 6	at Jac	L	1/0	0	0	0.0	0	0	0	0	0
Nov 13	at Ind	L	1/1	0	0	0.0	0	0	0	0	0
Nov 20	KC	L	1/0	0	0	0.0	0	0	0	0	0
Nov 27	StL	L	1/0	0	0	0.0	0	0	0	0	0
Dec 4	at Bal	L	1/1	0	0	0.0	0	0	0	0	0
Dec 11	at Ten	L	1/0	0	0	0.0	0	0	0	0	0
Dec 18	Arz	W	1/0	0	0	0.0	0	0	0	0	0
Dec 24	Jac	L	1/0	0	0	0.0	0	0	0	0	0
Jan 1	at SF	L	1/0	0	0	0.0	0	0	0	0	0
TOTALS			**16/5**	**0**	**0**	**0.0**	**0**	**0**	**1**	**4**	**1**

2006 (San Francisco)

Date	Opp	W/L	P/S	Rsh	Yds	Avg	Lg	TD	Rec	Yds	TD
Sep 10	at Arz	L				INACTIVE					
Sep 17	StL	W				INACTIVE					
Sep 24	Phi	L	1/0	0	0	0.0	0	0	0	0	0
Oct 1	at KC	L	1/0	0	0	0.0	0	0	1	-7	0
Oct 8	Oak	W	1/0	0	0	0.0	0	0	1	7	0
Oct 15	SD	L	1/1	0	0	0.0	0	0	1	2	1
Oct 29	at Chi	L	1/0	0	0	0.0	0	0	0	0	0
Nov 5	Min	W	1/1	0	0	0.0	0	0	0	0	0
Nov 12	at Det	W	1/0	0	0	0.0	0	0	0	0	0
Nov 19	Sea	W	1/1	0	0	0.0	0	0	1	2	0
Nov 26	at StL	L	1/1	0	0	0.0	0	0	0	0	0
Dec 3	at NO	L	1/0	0	0	0.0	0	0	0	0	0
Dec 10	GB	L	1/1	0	0	0.0	0	0	0	0	0
Dec 14	at Sea	W	1/1	0	0	0.0	0	0	0	0	0
Dec 24	Arz	L	1/0	0	0	0.0	0	0	0	0	0
Dec 31	at Den	W	1/1	2	8	4.0	4	0	1	32	1
TOTALS			**14/7**	**2**	**8**	**4.0**	**4**	**0**	**5**	**36**	**2**

NORRIS' GAME-BY-GAME

2007 (San Francisco)

Date	Opp	W/L	Yds	Rsh	Yds	Avg	Lg	TD	Rec	Yds	TD
Sep 10	Arz	W	1/0	0	0	0.0	0	0	2	6	0
Sep 16	at StL	W	1/1	2	4	2.0	2	0	0	0	0
Sep 23	at Pit	L	1/0	0	0	0.0	0	0	0	0	0
Sep 30	Sea	L	1/1	0	0	0.0	0	0	0	0	0
Oct 7	Bal	L	1/1	0	0	0.0	0	0	2	19	0
Oct 21	at NYG	L	1/0	0	0	0.0	0	0	0	0	0
Oct 28	NO	L	1/0	1	1	1.0	1	0	0	0	0
Nov 4	at Atl	L	1/1	0	0	0.0	0	0	1	11	0
Nov 12	at Sea	L	1/0	1	3	3.0	3	0	0	0	0
Nov 18	StL	L	1/0	1	0	0.0	0	0	1	2	0
Nov 25	at Arz	W	1/0	0	0	0.0	0	0	0	0	0
Dec 2	at Car	L	1/0	0	0	0.0	0	0	0	0	0
Dec 9	Min	L	1/0	0	0	0.0	0	0	0	0	0
Dec 15	Cin	W	1/0	1	3	3.0	3	0	0	0	0
Dec 23	TB	W	1/1	1	6	6.0	6	0	0	0	0
Dec 30	at Cle	L	1/0	0	0	0.0	0	0	0	0	0
TOTALS			16/5	7	17	2.4	6	0	6	38	0

2008 (Detroit)

Date	Opp	W/L	P/S	Rsh	Yds	Avg	Lg	TD	Rec	Yds	TD
Signed by Det. on 10/13											
Oct 19	at Hou	L	1/0	0	0	0.0	0	0	0	0	0
Oct 26	Was	L	1/0	0	0	0.0	0	0	2	10	0
Nov 2	at Chi	L	1/1	1	1	11.0	1	0	0	0	0
Nov 9	Jac	L	1/1	0	0	0.0	0	0	0	0	0
Nov 16	at Car	L	1/1	0	0	0.0	0	0	0	0	0
Nov 23	TB	L	1/1	0	0	0.0	0	0	1	3	0
Nov 27	Ten	L	1/1	0	0	0.0	0	0	0	0	0
Dec 7	Min	L	1/1	0	0	0.0	0	0	0	0	0
Dec 14	at Ind	L	1/0	0	0	0.0	0	0	0	0	0
Dec 21	NO	L	1/1	0	0	0.0	0	0	1	3	0
Dec 28	at GB	L	1/1	0	0	0.0	0	0	0	0	0
TOTALS			11/8	1	1	1.0	1	0	4	16	0

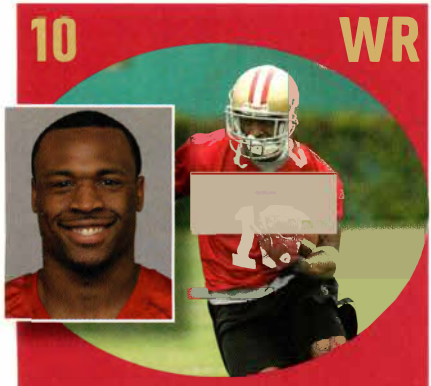

MAURICE PRICE

Ht: 6–1 **Wt:** 200 **Born:** 9/11/85
College: Charleston Southern
Exp: 1st Year (FA in '09)
Career Games/Starts: 0/0

A speedy wideout, Maurice Price enters his first season with the 49ers after spending time with the Kansas City Chiefs and New England Patriots. He spent the entire 2007 season on the Chiefs practice squad after sustaining a shoulder injury in training camp.

TRANSACTIONS: Originally signed as a rookie free agent by KC on 5/8/07…Waived by KC on 9/9/08…Signed by KC to the practice squad on 9/11/08…Signed as a free agent by NE on 09/24/08…Waived by NE on 10/11/08…Signed by NE to practice squad on 10/15. Signed as a free agent by SF on 1/30/09.

GOLDMINE:

- Was the first player from his high school and college to make it into the NFL. Ironically, the high school that Price attended didn't have a football program until his sophomore year. In his first two seasons playing football at Olympia HS, the team went 1–9 even with Price and Tennessee Titans RB Chris Johnson on the squad. The next year, they turned it around, and in Price's senior season, the team went 7–4.
- Price played basketball in high school, but in his senior season, played an unexpected position. At his request, Price played center standing at 6' 1".

2008 (Kansas City/New England):

- Inactive in season opener at NE (9/7) before being waived by Chiefs and placed on team's practice squad.
- Signed to Patriots' active roster (9/24) and was inactive at SF (10/5). Waived from Patriots' active roster and re–signed to team's practice squad (10/15), where he remained the rest of season.

PERSONAL:

- Earned first team all–county honors, totaling 44 recepts. for 750 yds. and 7 TDs as a senior at Olympia (FL) HS.
- One of his favorite television shows is King of Queens and he enjoys playing Xbox in his spare time.
- Born Antoine Maurice Price (9/11/85) in Orlando, FL.
- Majored in business.



CHILO RACHAL

(CHEYE-low, RAY-shell)

Ht: 6–4 **Wt:** 315 **Born:** 3/15/86
College: Southern California
Exp: 2nd Year (D–2 in '08)
Career Games/Starts: 8/6

A second–round pick in 2008, Chilo Rachal worked his way into the 49ers starting lineup midway through the season and didn't look back. Rachal showcased his power and mobility at the right guard position, starting the final six games of the season as the team went 4–2 during that stretch.

TRANSACTIONS: Originally a second–round (39th pick overall) draft choice by SF in 2008.

GOLDMINE:

- Chilo wasn't planning on entering the NFL Draft in 2008, but a tumor discovered in his mother's stomach prompted him to enter early so he could help with her medical costs.
- Idolized former 49er Larry Allen and models his play after the All–Pro guard when he switches into his self–proclaimed "Beast Mode" on the football field.

2008 (San Francisco:

- Saw action in 8 games, starting the final 6 contests at RG.
- Inactive Games 1–2, and was active for first time in career vs. Det. (9/21), but did not play. Inactive Games 3–8.
- Played in first career game at Arz. (11/10) as he rotated at RG with starter G Tony Wragge. Made a key block on LB Karlos Dansby on final play of 1st qtr. that helped spring RB Frank Gore for 20 yds. Was part of an offensive line that allowed zero sacks in the game.
- Rotated at RG with Wragge vs. StL (11/16).
- Made first NFL start at RG at Dal. (11/23), becoming second member of 49ers 2008 draft class to make a start for 49ers behind Josh Morgan.

PERSONAL:

- Attended Dominguez (Compton, CA) HS, where he earned All–American honors.
- Limited to just 4 games as a senior due to a knee injury.
- Born Chilo Rachal (3/15/86) in Compton, CA.

RACHAL'S NFL STATISTICS

GAMES/STARTS: 2008 (8/6); **CAREER:** 8/6



24 RB

MICHAEL ROBINSON

Ht: 6–1 **Wt:** 223 **Born:** 2/6/83
College: Penn State
Exp: 4th Year (D–4 in '06)
Career Games/Starts: 47/2

Michael Robinson has provided the 49ers with a consistent weapon on offense and special teams since being drafted in the fourth round of the 2006 NFL Draft. Robinson saw action at running back, fullback, quarterback and kickoff returner in 2008, as he was named a Pro Bowl alternate on special teams. Six games into the season, Robinson replaced an injured FB Zak Keasey as the starting fullback. A special teams ace, he has totaled 59 special teams tackles in just three seasons, which includes a career–high 27 stops in 2007. Robinson made the transition from college QB to a tough, powerful rusher upon joining the 49ers.

TRANSACTIONS: Originally a fourth–round (100th pick overall) draft choice by SF in 2006.

GOLDMINE:

- One of the most athletic and versatile players on the team, Michael is equally adept off the playing field. At Penn State, Michael starred at quarterback and earned Academic All–Big Ten honors three times. More than a football player, Michael gained reporting experience covering Penn State Basketball and on CSTV's Penn State Primetime programs. Robinson has spent time in the television studio in the Bay Area, meeting reporters and gaining experience behind the camera, and also hosts a segment called "The Robinson Report" on 49ers.com. On April 2, 2008, ESPN The Magazine invited Michael to be an on–camera reporter at Baylor vs. Texas women's softball game on ESPNU.

2008:

- Named a Pro Bowl alternate as a specialist after ranking 3rd on team with 16 special teams stops.
- Recorded second career start, and first at FB, at NYG (10/19) and caught two passes for 26 yds.
- Handled kickoff duties vs. Sea. (10/26) in 2nd half after KR Allen Rossum left game with a hamstring injury.
- Provided 2 key blocks on Rossum's 104–yd. kickoff return at Arz. (11/10).
- Caught two passes for a career–high 54 yds. vs. StL (11/16), which included a 36–yd. recept. that he took to the 1–yd. line to set up a QB Shaun Hill rushing TD.

PERSONAL:

- Led Varina (Richmond, VA) HS to four consecutive regional titles and two state runner–up finishes. A two–year team captain, rushed for 3,046 yds. on 371 carries, (8.2 avg) and 37 TDs with 2,409 passing yds. on offense to go along with 211 tackles, 18 INTs and 13 sacks as a safety.

ROBINSON'S NFL STATISTICS

				RUSHING					RECEIVING				
YEAR	TEAM	GP	GS	ATT	YDS	AVG	LG	TD	NO	YDS	AVG	LG	TD
2006	SF	16	0	38	116	3.1	33	2	9	47	5.2	12	0
2007	SF	15	1	26	121	4.7	28	0	11	73	6.6	20	0
2008	SF	16	1	19	50	2.6	10	0	17	202	11.9	36	0
TOTALS		47	2	83	287	3.5	33	2	37	322	8.7	36	0

		KICKOFF RETURNS					PUNT RETURNS					
YEAR	TEAM	NO	YDS	AVG	LG	TD	NO	FC	YDS	AVG	LG	TD
2006	SF	4	73	18.3	19	0	0	0	0	0.0	0	0
2007	SF	2	51	25.5	30	0	0	0	0	0.0	0	0
2008	SF	6	135	22.5	34	0	0	0	0	0.0	0	0
TOTALS		12	259	21.6	34	0	0	0	0	0.0	0	0

Additional Statistics:
Special Teams Tackles – 59: 2006 (16), 2007 (27), 2008 (16)
Onside Kick Recovery – 1: 1 at NO (12/3/06)
Fumbles-Lost – 2-1: 1–0 in 2007, 1–0 in 2008

Robinson's Career Highs

Rushes: 17 at Atl. (11/4/07)
Rushing Yards: 67 at Atl. (11/4/07)
Long Rush: 33 at Sea. (12/14/06)
Touchdown Rushes: 2 vs. Phi. (9/24/06)
Receptions: 4 at Mia. (12/14/08)
Receiving Yards: 54 vs. StL (11/16/08)
Long Receptions: 36 vs. StL (11/16/08)

- Two–time Associated Press first–team all–state selection. *Richmond Times–Dispatch* Offensive Player of the Year and district and regional Player of the Year. Named a *Times–Dispatch* Scholar–Athlete and rated by *Super Prep* as third–best athlete in nation during his senior season.
- As a senior, passed for 1,056 yds. and rushed for 1,281 with a combined 15 TDs.
- Participated in sprints for track and field squad.
- Born B. Michael Robinson (2/6/83) in Richmond, VA.
- Earned advertising and public relations degree in three years, graduating in December, 2004. Added a second undergraduate degree (journalism) in December of 2005.

ROBINSON'S GAME-BY-GAME

2006

Date	Opp	W/L	P/S	Rsh	Yds	Avg	Lg	TD	Rec	Yds	TD
Sep 10	at Arz	L	1/0	1	-2	-2.0	-2	0	1	9	0
Sep 17	StL	W	1/0	1	1	1.0	1	0	0	0	0
Sep 24	Phi	L	1/0	5	29	5.8	13	2	2	3	0
Oct 1	at KC	L	1/0	4	13	3.3	4	0	0	0	0
Oct 8	Oak	W	1/0	12	21	1.8	6	0	0	0	0
Oct 15	SD	L	1/0	1	2	2.0	2	0	0	0	0
Oct 29	at Chi	L	1/0	1	-4	-4.0	-4	0	2	7	0
Nov 5	Min	W	1/0	3	3	1.0	2	0	1	5	0
Nov 12	at Det	W	1/0	5	4	0.8	7	0	0	0	0
Nov 19	Sea	W	1/0	2	10	5.0	8	0	0	0	0
Nov 26	at StL	L	1/0	2	6	3.0	6	0	0	0	0
Dec 3	NO	L	1/0	0	0	0.0	0	0	0	0	0
Dec 10	GB	L	1/0	0	0	0.0	0	0	1	4	0
Dec 14	at Sea	W	1/0	1	33	33.0	33	0	0	0	0
Dec 24	Arz	L	1/0	0	0	0.0	0	0	0	0	0
Dec 31	at Den	W	1/0	0	0	0.0	0	0	2	19	0
TOTALS			**16/0**	**38**	**116**	**3.1**	**33**	**2**	**9**	**47**	**0**

2007

Date	Opp	W/L	P/S	Rsh	Yds	Avg	Lg	TD	Rec	Yds	TD
Sep 10	Arz	W	1/0	0	0	0.0	0	0	0	0	0
Sep 16	at StL	W	1/0	1	3	3.0	3	0	0	0	0
Sep 23	at Pit	L	1/0	2	8	4.0	7	0	0	0	0
Sep 30	Sea	L	1/0	1	28	28.0	28	0	0	0	0
Oct 7	Bal	L	1/0	0	0	0.0	0	0	1	0	0
Oct 21	at NYG	L	1/0	1	4	4.0	4	0	2	13	0
Oct 28	NO	L	1/0	2	6	3.0	4	0	3	43	0
Nov 4	at Atl	L	1/1	17	67	3.9	20	0	2	2	0
Nov 12	at Sea	L	1/0	0	0	0.0	0	0	0	0	0
Nov 18	StL	L	1/0	0	0	0.0	0	0	0	0	0
Nov 25	at Arz	W	1/0	1	4	4.0	4	0	1	8	0
Dec 2	at Car	L	1/0	0	0	0.0	0	0	0	0	0
Dec 9	Min	L	1/0	1	1	1.0	1	0	1	4	0
Dec 15	Cin	W	1/0	0	0	0.0	0	0	1	3	0
Dec 23	TB	W	INACTIVE (Shoulder)								
Dec 30	at Cle	L	1/0	0	0	0.0	0	0	0	0	0
TOTALS			**15/1**	**26**	**121**	**4.7**	**28**	**0**	**11**	**73**	**0**

2008

Date	Opp	W/L	P/S	Rsh	Yds	Avg	Lg	TD	Rec	Yds	TD
Sep 7	Arz	L	1/0	0	0	0.0	0	0	0	0	0
Sep 14	at Sea	W	1/0	0	0	0.0	0	0	0	0	0
Sep 21	Det	W	1/0	0	0	0.0	0	0	0	0	0
Sep 28	at NO	L	1/0	0	0	0.0	0	0	0	0	0
Oct 5	NE	L	1/0	0	0	0.0	0	0	0	0	0
Oct 12	Phi	L	1/0	1	5	5.0	5	0	1	12	0
Oct 19	at NYG	L	1/1	0	0	0.0	0	0	2	26	0
Oct 26	Sea	L	1/0	3	9	3.0	4	0	2	14	0
Nov 10	at Arz	L	1/0	3	8	2.7	5	0	0	0	0
Nov 16	StL	W	1/0	3	11	3.7	10	0	2	54	0
Nov 24	at Dal	L	1/0	0	0	0.0	0	0	3	7	0
Nov 31	at Buf	W	1/0	0	0	0.0	0	0	0	0	0
Dec 7	NYJ	W	1/0	2	5	2.5	4	0	1	13	0
Dec 14	at Mia	L	1/0	5	8	1.6	4	0	4	33	0
Dec 21	at StL	W	1/0	1	2	2.0	2	0	0	0	0
Dec 28	Was	W	1/0	1	2	2.0	2	0	2	43	0
TOTALS			**16/1**	**19**	**50**	**2.6**	**10**	**0**	**17**	**202**	**0**



50 LB

JUSTIN ROLAND

Ht: 5–11 **Wt:** 242 **Born:** 1/14/86
College: Kansas State
Exp: 1st Year (FA in '08)
Career Games/Starts: 0/0

Justin Roland rejoins the 49ers after spending the final four weeks of the 2008 season as a member of San Francisco's practice squad. An undrafted rookie free agent, Roland attended training camp with the Philadelphia Eagles and later spent time on the Houston Texans practice squad.

TRANSACTIONS: Originally signed as a rookie free agent by Phi. on 4/28/08…Waived by Phi. on 8/30/08…Signed by Hou. to practice squad on 11/6/08…Waived by Hou. on 11/25/08…Signed by SF to practice squad on 12/3/08…Signed by SF to futures contract on 12/29/08.

GOLDMINE:

- Justin was a wrestler in high school and his 4–year–old son, Gabriel, is following in his father's footsteps. He competes in an Oklahoma youth program, and during the offseason, he takes his son to tournaments where he competes in the 40–pound division.

2008 (Houston/San Francisco):

- Served as a member of the Texans and 49ers practice squads after spending training camp with the Philadelphia Eagles.

PERSONAL:

- A 2003 all–district first–team pick and honorable mention all–state performer as a senior at Ponca City (OK) HS.
- Was also a standout wrestler as a prep, winning the Oklahoma state title his senior year and helping his team to an overall state title.
- Born Justin Roland (1/14/86) in Ponca City, OK.
- Majored in social science.



26 S

MARK ROMAN

(ROW-minn)

Ht: 5–11 **Wt:** 205 **Born:** 3/26/77
College: LSU
Exp: 10th Year (FA in '06)
Career Games/Starts: 130/101

A durable and instinctive player, Mark Roman has provided the 49ers secondary with veteran experience and leadership since joining the team in July of 2006. He enters the 2009 season with 43 consecutive starts and a streak of 96 consecutive games played, with the latter ranking 2nd among NFL safeties (128 – Sea. Deon Grant). Roman has experience at both strong and free safety positions. He spent four seasons with Cincinnati and two with Green Bay before joining San Francisco.

TRANSACTIONS: Originally a second–round (34th pick overall) draft choice by Cin. in 2000…Signed by GB as an unrestricted free agent from Cin. on March 24, 2004…Waived by GB on July 27, 2006…Signed by SF as a free agent on July 29, 2006.

GOLDMINE:

- Mark majored in construction management at LSU and worked as a site manager for a construction company while in college. "It was a great experience," he said. "I was overseeing one of the projects that they had going on. I was there from the time they broke ground, to grating it out, to when they put walls up. I became familiar with deadlines and time management. It was a great chance to learn those skills." Mark would like to pursue a career in the residential construction industry following his NFL career and is interested in building homes in Houston, Texas, where he recently moved. He says his NFL career has built his skills, leadership, attention to detail and work ethic on the field, qualities also needed to have a successful career in the housing sector.

- Five of Mark's six brothers served in the Army. He has a total of 10 siblings.

2008 (San Francisco):

- Registered a FR off Bills RB Marshawn Lynch at Buf. (11/30). The recovery helped set up a 51–yd. FG by K Joe Nedney in 2nd qtr. to put 49ers ahead 10–0 in a 10–3 victory.

PERSONAL:

- Was named Most Valuable Player on offense in Class 5A as a senior at New Iberia (LA) HS as he rushed for 1,897 yds. and 21 TDs despite breaking ankle in school's 8th contest. Returned to action less than a month later to play in state playoffs.
- Lettered four times in football (as a running back and safety) and was part of a track team that captured the state title his sophomore and senior years.
- Also prepped against current NFL players Kevin Faulk (Patriots), Travis Minor (Rams) and Brandon Stokley (Broncos). Maintains relationship with all three.
- Did not start playing football until 7th grade.
- Conducts a football camp every June in conjunction with the New Iberia (LA) Jaycees.
- In 2005, signed autographs for cash donations to American Red Cross' Hurricane Katrina Relief Fund.
- Born Mark Emery Roman (3/26/77) in Lafayette, LA. Married to Ashley. Couple resides in Houston, TX.
- Majored in construction management.

ROMAN'S NFL STATISTICS

				TACKLES					INTERCEPTIONS					FUMBLES		
YEAR	TEAM	GP	GS	TOT	SOL	AST	SACKS	YDS	INT	YDS	LG	TD	PD	FF	FR	YDS
2000	CIN	8	2	16	15	1	0.0	0.0	0	0	0	0	2	1	0	0
2001	CIN	13	8	51	44	7	2.0	10.0	1	0	1	0	7	0	1	–1
2002	CIN	13	1	30	23	7	0.0	0.0	0	0	0	0	1	1	0	0
2003	CIN	16	16	74	55	19	0.5	5.0	1	1	1	0	8	1	0	0
2004	GB	16	15	84	71	13	3.5	32.5	0	0	0	0	3	0	0	0
2005	GB	16	16	105	74	31	0.0	0.0	2	18	12	0	8	0	2	0
2006	SF	16	11	61	49	12	1.0	9.0	1	27	27	0	8	1	1	0
2007	SF	16	16	82	59	23	0.0	0.0	0	0	0	0	6	0	3	43
2008	SF	16	16	63	49	14	0.0	0.0	0	0	0	0	6	0	1	0
TOTALS		130	101	566	439	127	7.0	56.5	5	46	27	0	49	4	8	42

ROMAN'S NFL POSTSEASON STATISTICS

				TACKLES					INTS					FUMBLES		
YEAR	TEAM	GP	GS	TOT	SOL	AST	SACKS	YDS	INT	YDS	LG	TD	PD	FF	FR	YDS
2004	GB	1	1	4	4	0	0.0	0.0	0	0	0	0	1	0	0	0
TOTALS		1	1	4	4	0	0.0	0.0	0	0	0	0	1	0	0	0

Additional Statistics:

Special Teams Tackles – 10: 2000 (1), 2001 (3) 2002 (2), 2006 (5)

Roman's Career Highs

Total Tackles: 12 at Bal. (12/7/03)
Solo: 10 vs. Jac. (12/17/00)
Passes Defensed: 5 at Sea. (12/14/06)
INTs: 1 (5 times) Last vs. Sea. (12/14/06)
Sacks: 1 (6 times) Last vs. Den. (12/31/06)
Forced Fumbles: 1 (4 times) Last vs. Sea. (11/19/06)
Fumble Recoveries: 1 (87 times) Last vs. Buf. (11/30/08)

ROMAN'S GAME-BY-GAME

2000 (Cincinnati)

Date	Opp	W/L	P/S	Tot	Sol	Ast	Sk	Yds	Int	Yds	PD	FF	FR
Sep 10	Cle	L				INACTIVE							
Sep 17	at Jac	L				INACTIVE							
Sep 24	at Bal	L	1/0	0	0	0	0.0	0.0	0	0	0	0	0
Oct 1	Mia	L				INACTIVE							
Oct 8	Ten	L	1/0	0	0	0	0.0	0.0	0	0	0	0	0
Oct 15	at Pit	L				INACTIVE							
Oct 22	Den	W				INACTIVE							
Oct 29	at Cle	W				INACTIVE							
Nov 5	Bal	L				INACTIVE							
Nov 12	at Dal	L				INACTIVE							
Nov 19	at NE	L	1/0	0	0	0	0.0	0.0	0	0	1	0	0
Nov 26	Pit	L	1/0	0	0	0	0.0	0.0	0	0	0	0	0
Dec 3	Arz	W	1/0	2	2	0	0.0	0.0	0	0	0	0	0
Dec 10	at Ten	L	1/0	1	1	0	0.0	0.0	0	0	0	0	0
Dec 17	Jac	W	1/1	10	10	0	0.0	0.0	0	0	0	1	0
Dec 24	at Phi	L	1/1	3	2	1	0.0	0.0	0	0	1	0	0
TOTALS			8/2	16	15	1	0.0	0.0	0	0	2	1	0

2001 (Cincinnati)

Date	Opp	W/L	P/S	Tot	Sol	Ast	Sk	Yds	Int	Yds	PD	FF	FR
Sep 9	NE	W	1/0	0	0	0	0.0	0.0	0	0	0	0	0
Sep 23	Bal	W	1/0	0	0	0	0.0	0.0	0	0	0	0	0
Sep 30	at SD	L	1/0	1	1	0	0.0	0.0	0	0	1	0	0
Oct 7	at Pit	L	1/0	1	0	1	0.0	0.0	0	0	0	0	0
Oct 14	Cle	W	1/0	4	4	0	1.0	5.0	0	0	1	0	0
Oct 21	Chi	L	1/1	11	9	2	0.0	0.0	0	0	0	0	1
Oct 28	at Det	W	1/1	5	4	1	0.0	0.0	0	0	1	0	0
Nov 11	at Jac	L	1/1	5	5	0	0.0	0.0	0	0	0	0	0
Nov 18	Ten	L	1/1	2	0	2	0.0	0.0	0	0	2	0	0
Nov 25	at Cle	L	1/1	5	5	0	0.0	0.0	0	0	1	0	0
Dec 2	TB	L	1/1	6	6	0	0.0	0.0	1	0	1	0	0
Dec 9	Jac	L	1/1	7	6	1	1.0	5.0	0	0	0	0	0
Dec 16	at NYJ	L	1/1	4	4	0	0.0	0.0	0	0	0	0	0
				Placed on Injured Reserve on 12/20									
TOTALS			13/8	51	44	7	2.0	10.0	1	0	7	0	1

2002 (Cincinnati)

Date	Opp	W/L	P/S	Tot	Sol	Ast	Sk	Yds	Int	Yds	PD	FF	FR
Sep 8	SD	L	1/1	6	5	1	0.0	0.0	0	0	0	0	0
Sep 15	at Cle	L	1/0	0	0	0	0.0	0.0	0	0	0	0	0
Sep 22	at Atl	L	1/0	0	0	0	0.0	0.0	0	0	0	0	0
Sep 29	TB	L	1/0	0	0	0	0.0	0.0	0	0	0	0	0
Oct 6	at Ind	L	1/0	1	0	1	0.0	0.0	0	0	0	0	0
Oct 13	Pit	L	1/0	3	2	1	0.0	0.0	0	0	0	0	0
Oct 27	Ten	L				INACTIVE (Concussion)							
Nov 3	at Hou	W	1/0	5	3	2	0.0	0.0	0	0	0	0	0
Nov 10	at Bal	L				INACTIVE (Knee)							
Nov 17	Cle	L	1/0	4	4	0	0.0	0.0	0	0	0	0	0
Nov 24	at Pit	L	1/0	1	1	0	0.0	0.0	0	0	1	0	0
Dec 1	Bal	L	1/0	1	1	0	0.0	0.0	0	0	0	1	0
Dec 8	at Car	L	1/0	7	6	1	0.0	0.0	0	0	0	0	0
Dec 15	Jac	L	1/0	1	1	0	0.0	0.0	0	0	0	0	0
Dec 22	NO	W	1/0	1	0	1	0.0	0.0	0	0	0	0	0
				Placed on Injured Reserve on 12/23									
TOTALS			13/1	30	23	7	0.0	0.0	0	0	1	1	0

2003 (Cincinnati)

Date	Opp	W/L	P/S	Tot	Sol	Ast	Sk	Yds	Int	Yds	PD	FF	FR
Sep 7	Den	L	1/1	4	3	1	0.0	0.0	1	1	2	0	0
Sep 14	at Oak	L	1/1	3	3	0	0.0	0.0	0	0	0	0	0
Sep 21	Pit	L	1/1	2	2	0	0.0	0.0	0	0	0	0	0
Sep 28	at Cle	W	1/1	2	2	0	0.0	0.0	0	0	0	0	0
Oct 5	at Buf	L	1/1	5	2	3	0.0	0.0	0	0	0	0	0
Oct 19	Bal	W	1/1	5	1	4	0.0	0.0	0	0	0	0	0
Oct 26	Sea	W	1/1	6	5	1	0.0	0.0	0	0	1	0	0
Nov 2	at Arz	L	1/1	1	0	1	0.0	0.0	0	0	0	0	0
Nov 9	Hou	W	1/1	5	4	1	0.5	5.0	0	0	1	0	0
Nov 16	KC	W	1/1	3	2	1	0.0	0.0	0	0	3	0	0
Nov 23	at SD	W	1/1	3	2	1	0.0	0.0	0	0	0	0	0
Nov 30	at Pit	W	1/1	9	8	1	0.0	0.0	0	0	0	0	0
Dec 7	at Bal	L	1/1	9	7	2	0.0	0.0	0	0	0	0	0
Dec 14	SF	W	1/1	4	1	3	0.0	0.0	0	0	0	1	0
Dec 21	at Stl	L	1/1	2	2	0	0.0	0.0	0	0	0	0	0
Dec 28	Cle	L	1/1	11	11	0	0.0	0.0	0	0	1	0	0
TOTALS			16/16	74	55	19	0.5	5.0	1	1	8	1	0

2004 (Green Bay)

Date	Opp	W/L	P/S	Tot	Sol	Ast	Sk	Yds	Int	Yds	PD	FF	FR
Sep 13	at Car	W	1/1	8	5	3	0.5	5.5	0	0	0	0	0
Sep 19	Chi	L	1/1	3	3	0	0.0	0.0	0	0	0	0	0
Sep 26	at Ind	L	1/1	5	5	0	0.0	0.0	0	0	0	0	0
Oct 3	NYG	L	1/1	6	5	1	1.0	10.0	0	0	0	0	0
Oct 11	Ten	L	1/0	7	5	2	0.0	0.0	0	0	0	0	0
Oct 17	at Det	W	1/1	1	0	1	0.0	0.0	0	0	0	0	0
Oct 24	Dal	W	1/1	6	5	1	1.0	5.0	0	0	0	0	0
Oct 31	at Was	W	1/1	1	0	1	0.0	0.0	0	0	0	0	0
Nov 14	Min	W	1/1	7	4	3	0.0	0.0	0	0	0	0	0
Nov 21	at Hou	W	1/1	4	4	0	0.0	0.0	0	0	0	0	0
Nov 29	Stl	W	1/1	6	6	0	0.0	0.0	0	0	0	0	0
Dec 5	at Phi	L	1/1	8	8	0	0.0	0.0	0	0	1	0	0
Dec 12	Det	W	1/1	6	6	0	0.0	0.0	0	0	1	0	0
Dec 19	Jac	L	1/1	6	6	0	0.0	0.0	0	0	0	0	0
Dec 24	at Min	W	1/1	4	4	0	0.0	0.0	0	0	0	0	0
Jan 2	at Chi	W	1/1	6	5	1	1.0	12.0	0	0	1	0	0
TOTALS			16/15	84	71	13	3.5	32.5	0	0	3	0	0

2004 Post-Season (Green Bay)

Date	Opp	W/L	P/S	Tot	Sol	Ast	Sk	Yds	Int	Yds	PD	FF	FR
Jan 9	Min	W	1/1	4	4	0	0.0	0.0	0	0	1	0	0
TOTALS			1/1	4	4	0	0.0	0.0	0	0	1	0	0

2005 (Green Bay)

Date	Opp	W/L	P/S	Tot	Sol	Ast	Sk	Yds	Int	Yds	PD	FF	FR
Sep 11	at Det	L	1/1	11	4	7	0.0	0.0	0	0	1	0	0
Sep 18	Cle	L	1/1	4	3	1	0.0	0.0	0	0	1	0	0
Sep 25	TB	L	1/1	6	3	3	0.0	0.0	0	0	1	0	0
Oct 3	at Car	L	1/1	3	1	2	0.0	0.0	0	0	0	0	0
Oct 9	NO	W	1/1	6	3	3	0.0	0.0	0	0	1	0	0
Oct 23	at Min	L	1/1	9	9	0	0.0	0.0	0	0	0	0	0
Oct 30	at Cin	L	1/1	8	6	2	0.0	0.0	0	0	0	0	0
Nov 6	Pit	L	1/1	6	4	2	0.0	0.0	0	0	0	0	0
Nov 13	at Atl	W	1/1	8	6	2	0.0	0.0	0	0	1	0	1
Nov 21	Min	L	1/1	8	6	2	0.0	0.0	0	0	0	0	0
Nov 27	at Phi	L	1/1	5	5	0	0.0	0.0	0	0	1	0	0
Dec 4	at Chi	L	1/1	5	3	2	0.0	0.0	1	6	1	0	0
Dec 11	Det	W	1/1	9	7	2	0.0	0.0	0	0	0	0	0
Dec 19	at Bal	L	1/1	8	6	2	0.0	0.0	0	0	0	0	0
Dec 25	Chi	L	1/1	3	2	1	0.0	0.0	1	12	0	0	0
Jan 1	Sea	W	1/1	6	5	1	0.0	0.0	0	0	1	0	1
TOTALS			16/16	105	74	31	0.0	0.0	2	18	8	0	2

ROMAN'S GAME-BY-GAME

2006 (San Francisco)

Date	Opp	W/L	P/S	Tot	Sol	Ast	Sk	Yds	Int	Yds	PD	FF	FR
Sep 10	at Arz	L	1/0	1	1	0	0.0	0.0	0	0	0	0	0
Sep 17	StL	W	1/0	4	3	1	0.0	0.0	0	0	0	0	0
Sep 24	Phi	L	1/0	3	3	0	0.0	0.0	0	0	0	0	0
Oct 1	at KC	L	1/0	5	4	1	0.0	0.0	0	0	0	0	0
Oct 8	Oak	W	1/0	3	2	1	0.0	0.0	0	0	0	0	0
Oct 15	SD	L	1/1	4	4	0	0.0	0.0	0	0	0	0	0
Oct 29	at Chi	L	1/1	6	6	0	0.0	0.0	0	0	1	0	0
Nov 5	Min	W	1/1	1	0	1	0.0	0.0	0	0	1	0	0
Nov 12	at Det	W	1/1	4	3	1	0.0	0.0	0	0	0	0	1
Nov 19	Sea	W	1/1	2	2	0	0.0	0.0	0	0	0	1	0
Nov 26	at StL	L	1/1	8	6	2	0.0	0.0	0	0	0	0	0
Dec 3	at NO	L	1/1	8	7	1	0.0	0.0	0	0	1	0	0
Dec 10	GB	L	1/1	3	3	0	0.0	0.0	0	0	0	0	0
Dec 14	at Sea	W	1/1	3	1	2	0.0	0.0	1	27	5	0	0
Dec 24	Arz	L	1/1	3	3	0	0.0	0.0	0	0	0	0	0
Dec 31	at Den	W	1/1	3	1	2	1.0	9.0	0	0	0	0	0
TOTALS			**16/11**	**61**	**49**	**12**	**1.0**	**9.0**	**1**	**27**	**8**	**1**	**1**

2007 (San Francisco)

Date	Opp	W/L	P/S	Tot	Sol	Ast	Sk	Yds	Int	Yds	PD	FF	FR
Sep 10	Arz	W	1/1	6	3	3	0.0	0.0	0	0	1	0	0
Sep 16	at StL	W	1/1	4	4	0	0.0	0.0	0	0	1	0	0
Sep 23	at Pit	L	1/1	7	4	3	0.0	0.0	0	0	0	0	0
Sep 30	Sea	L	1/1	9	9	0	0.0	0.0	0	0	0	0	0
Oct 7	Bal	L	1/1	4	4	0	0.0	0.0	0	0	1	0	0
Oct 21	at NYG	L	1/1	3	1	2	0.0	0.0	0	0	0	0	0
Oct 28	NO	L	1/1	6	5	1	0.0	0.0	0	0	0	0	1
Nov 4	at Atl	L	1/1	5	3	2	0.0	0.0	0	0	0	0	0
Nov 12	at Sea	L	1/1	4	4	0	0.0	0.0	0	0	0	0	0
Nov 18	StL	L	1/1	2	1	1	0.0	0.0	0	0	0	0	0
Nov 25	at Arz	W	1/1	7	3	4	0.0	0.0	0	0	2	0	1
Dec 2	at Car	L	1/1	4	3	1	0.0	0.0	0	0	0	0	0
Dec 9	Min	L	1/1	4	4	0	0.0	0.0	0	0	0	0	0
Dec 15	Cin	W	1/1	5	3	2	0.0	0.0	0	0	0	0	0
Dec 23	TB	W	1/1	7	7	0	0.0	0.0	0	0	0	0	1
Dec 30	at Cle	L	1/1	5	1	4	0.0	0.0	0	0	1	0	0
TOTALS			**16/16**	**82**	**59**	**23**	**0.0**	**0.0**	**0**	**0**	**6**	**0**	**3**

2008 (San Francisco)

Date	Opp	W/L	P/S	Tot	Sol	Ast	Sk	Yds	Int	Yds	PD	FF	FR
Sep 7	Arz	L	1/1	6	3	3	0.0	0.0	0	0	0	0	0
Sep 14	at Sea	W	1/1	7	6	1	0.0	0.0	0	0	2	0	0
Sep 21	Det	W	1/1	2	2	0	0.0	0.0	0	0	1	0	0
Sep 28	at NO	L	1/1	4	4	0	0.0	0.0	0	0	0	0	0
Oct 5	NE	L	1/1	5	4	1	0.0	0.0	0	0	0	0	0
Oct 12	Phi	L	1/1	4	2	2	0.0	0.0	0	0	0	0	0
Oct 19	at NYG	L	1/1	4	4	0	0.0	0.0	0	0	0	0	0
Oct 26	Sea	L	1/1	2	1	1	0.0	0.0	0	0	0	0	0
Nov 10	at Arz	L	1/1	6	5	1	0.0	0.0	0	0	2	0	0
Nov 16	StL	W	1/1	6	4	2	0.0	0.0	0	0	1	0	0
Nov 24	at Dal	L	1/1	2	2	0	0.0	0.0	0	0	0	0	0
Nov 31	at Buf	W	1/1	2	2	0	0.0	0.0	0	0	0	0	1
Dec 7	NYJ	W	1/1	0	0	0	0.0	0.0	0	0	0	0	0
Dec 14	at Mia	L	1/1	1	1	0	0.0	0.0	0	0	0	0	0
Dec 21	at StL	W	1/1	8	7	1	0.0	0.0	0	0	0	0	0
Dec 28	Was	W	1/1	4	2	2	0.0	0.0	0	0	0	0	0
TOTALS			**16/16**	**63**	**49**	**14**	**0.0**	**0.0**	**0**	**0**	**6**	**0**	**1**



20 CB

ALLEN ROSSUM

Ht: 5–8 **Wt:** 178 **Born:** 10/22/75
College: Notre Dame
Exp: 12th Year (FA in '08)
Career Games/Starts: 153/10

One of most dangerous and experienced returners in the NFL, Allen Rossum enters his second year with the 49ers ranked 2nd in NFL history for total career return yds. (14,751) and kickoff return yds. (11,779), while also ranking 1st among active players with 2,972 career punt return yds. Rossum is the only player in NFL history to have a kickoff return for a TD with five different teams (Philadelphia, Green Bay, Atlanta, Pittsburgh, San Francisco). Before joining the 49ers, he was a member of the Eagles (1998–99), Packers (2000–01), Falcons (2002–06) and Steelers (2007).

TRANSACTIONS: Originally a third–round (85th pick overall) draft choice by Philadelphia in 1998…Traded by Philadelphia to Green Bay on August 25, 2000 for a 5th–round draft choice…Signed by Atlanta as an unrestricted free agent from Green Bay on March 13, 2002…Traded by Atlanta to Pittsburgh for a 2008 conditional draft pick on September 1, 2007…Waived by Pittsburgh on February 22, 2008…Signed by San Francisco as a free agent on February 28, 2008.

GOLDMINE:

- A physical fitness advocate, Allen has challenged more than 2,500 youth to live healthier lives by speaking out on the importance of exercise, making smart choices, and the battle that his own family has experienced with fighting obesity. In 2003, Allen was a lead advocate for GA House Bill 1013 (The Recess Bill) with State Representative 54 Sally Harrell. He has received numerous awards, including the 2004 National Kids Day America Empowerment Award, 2005 Falcons Man of the Year, and the Fatherhood Award from the NFL in 2005.

AWARDS & HONORS:

1999: NFC Special Teams Player of the Week (11)
2000: NFC Special Teams Player of the Week (12)
2004: NFC Pro Bowl, NFC Special Teams Player of the Week (Divisional Playoffs)

CAREER HIGHLIGHTS:

- Ranks 2nd in NFL history for total career return yds. (14,751) and kickoff return yds. (11,779), while also ranking 1st among active players with 2,972 career punt return yds.
- Ranked 2nd in the NFL in punt return average (14.9) and 3rd in the NFC in kickoff return average (26.8), in 2008.
- He earned Pro Bowl honors in 2004 with the Falcons after returning 37 punts for 457 yds. (12.4 avg.) and 58 kickoffs for 1,250 yds.
- Established an NFL postseason record of 152 punt return yds. in a game vs. StL (11/15/05, NFC–CG).

2008 (San Francisco):

- Ranked 3rd in NFC in kickoff avg. (26.8) and 2nd in NFL in punt return avg. (14.9). Was named a Pro Bowl alternate.
- Scored first career offensive TD on a 1–yd. carry on an end–around on a 4th–and–1 play vs. Det. (9/21). Became first 49ers defensive back to score an offensive TD since Dickie Moegle in 1955 (12/11/55 vs. Bal. Colts).
- Made first career start on offense vs. Phi. (10/12) lining up as a WR and registered first career reception for 4 yds.
- Left game at NYG (10/19) in 1st qtr. with a groin injury.
- Returned opening kickoff for a career–long 104 yds. at Arz. (11/10) on Monday Night Football. The kickoff return marked the 2nd longest in 49ers history behind Abe Woodson's 105–yd. TD return at LA Rams (11/8/59).
- Suffered ankle injury at Dal. (11/23) and missed following 3 contests.

PERSONAL:

- Lettered in football and track at Skyline (Dallas, TX) HS, where he recorded 580 total tackles and 13 INTs in his career. Had 1,634 rush yds. and 12 rec. TDs as a senior.
- Captained high school's track squad all 4 years and posted fastest time in nation in 100 meters (10.02 seconds) in 1993. Two–time All–American in track at Notre Dame as he competed in the 55–meter.
- Graduated early with a dual degree in business and computer science.
- Established the Allen Rossum Healthy Kids Foundation and hosts an annual Allen Rossum Golf Tournament.
- Born Allen Rossum (10/22/75) in Dallas, TX. He and his wife, Angela, have 4 daughters: Trinity Amaia, Talia Alyse, and twins Alexa and Avian. Won '05 National Fatherhood Award.

MOST RETURN YARDS – NFL HISTORY

	PLAYER	YEARS	YARDS
1.	Brian Mitchell	1990–2003	19,013
2.	**Allen Rossum**	**1998-Present**	**13,751**
3.	Mel Gray	1986–97	13,003
4.	Glyn Milburn	1993–2001	12,772

MOST KICKOFF RETURN YARDS – NFL HISTORY

	PLAYER	YEARS	YARDS
1.	Brian Mitchell	1990–2003	14,014
2.	**Allen Rossum**	**1998-Present**	**11,779**
3.	Mel Gray	1986–97	10,250

ROSSUM'S NFL STATISTICS

				TACKLES					INTERCEPTIONS					FUMBLES		
YEAR	TEAM	GP	GS	TOT	SOL	AST	SACKS	YDS	INT	YDS	LG	TD	PD	FF	FR	YDS
1998	PHI	15	2	26	24	2	1.0	9.0	0	0	0	0	2	0	0	0
1999	PHI	16	0	12	11	1	0.0	0.0	0	0	0	0	2	0	0	0
2000	GB	16	0	12	8	4	0.0	0.0	0	0	0	0	2	0	0	0
2001	GB	6	0	2	1	1	0.0	0.0	0	0	0	0	1	0	0	0
2002	ATL	14	0	6	5	1	0.0	0.0	0	0	0	0	0	0	0	0
2003	ATL	16	0	1	0	1	0.0	0.0	0	0	0	0	0	0	0	0
2004	ATL	16	1	21	18	3	1.0	6.0	2	22	14	0	5	0	0	0
2005	ATL	10	0	7	7	0	0.0	0.0	0	0	0	0	0	0	0	0
2006	ATL	16	6	31	25	6	0.0	0.0	0	0	0	0	2	0	0	0
2007	PIT	15	0	0	0	0	0.0	0.0	0	0	0	0	0	0	0	0
2008	SF	13	1	0	0	0	0.0	0.0	0	0	0	0	0	0	0	0
TOTALS		153	10	118	99	19	2.0	15.0	2	22	14	0	14	0	0	0

		KICKOFF RETURNS					PUNT RETURNS					
YEAR	TEAM	NO	YDS	AVG	LG	TD	NO	FC	YDS	AVG	LG	TD
1998	PHI	44	1,080	24.5	54	0	22	7	187	8.5	25	0
1999	PHI	54	1,347	24.9	89t	1	28	17	250	8.9	39	0
2000	GB	50	1,288	25.8	92t	1	29	24	248	8.6	43	0
2001	GB	23	431	18.7	27	0	11	8	109	9.9	55t	1
2002	ATL	53	1,164	22.0	91t	1	24	10	288	12.0	36	0
2003	ATL	62	1,291	20.8	52	0	39	11	545	14.0	72	1
2004	ATL	58	1,250	21.6	49	0	37	14	457	12.4	75t	1
2005	ATL	31	702	22.6	47	0	17	12	145	8.5	29	0
2006	ATL	46	1,082	23.5	51	0	37	13	288	8.0	41	0
2007	PIT	38	885	23.3	98t	1	36	8	232	6.4	49	0
2008	SF	47	1,259	26.8	104t	1	15	7	223	14.9	45	0
TOTALS		506	11,779	23.3	104t	5	295	131	2,972	10.1	75t	3

Additional Statistics:

Rushing - 3-17: 2000 (1–16), 2004 (1–0), 2008 (1–1)
Rushing Touchdowns - 1: 2008 (vs. Det. (9/21)
Receiving - 1-4: 2008 (1–4 vs. Phi. 10/12)
Special Teams Tackles – 44: 1998 (6); 1999 (17), 2000 (7), 2001 (3), 2002 (3), 2006 (3), 2007 (4), 2008 (1)
Special Teams Fumble Recoveries – 1: 1998 (1)
Special Teams Forced Fumbles – 1: 1998 (1)

ROSSUM'S NFL POSTSEASON STATISTICS

				TACKLES					INTS					FUMBLES		
YEAR	TEAM	GP	GS	TOT	SOL	AST	SACKS	YDS	INT	YOS	LG	TD	PD	FF	FR	YDS
2001	GB	2	0	2	2	0	0.0	0	0	0	0	0	0	0	0	0
2002	ATL	2	0	0	0	0	0.0	0	0	0	0	0	0	0	0	0
2004	ATL	2	0	2	2	0	0.0	0	0	0	0	0	0	0	0	0
TOTALS		6	0	4	4	0	0.0	0	0	0	0	0	0	0	0	0

		KICKOFF RETURNS					PUNT RETURNS					
YEAR	TEAM	NO	YOS	AVG	LG	TD	NO	FC	YOS	AVG	LG	TD
2001	GB	5	83	16.6	25	0	2	2	41	20.5	35	0
2002	ATL	7	151	21.6	47	0	3	0	26	8.7	19	0
2004	ATL	8	182	22.8	28	0	5	0	172	34.4	68t	1
TOTALS		20	416	20.8	47	0	10	2	239	23.9	68t	1

Rossum's Career Highs

Total Tackles: 8 at Atl. (9/13/98)
INTs: 1 (2 times) Last vs. NO (11/28/04)
Sacks: 1 (2 times) Last at Sea. (1/2/05)
Kickoff Returns: 9 vs. Phi. (10/12/08))
Kickoff Return Yds.: 222 vs. Was. (11/14/99)
Long Kickoff Return: 104t at Arz. (11/10/08)
Punt Returns: 6 (3 times) Last vs. Bal. (11/5/07)
Punt Return Yds.: 81 vs. Phi. (11/2/03)
Long Punt Return: 75t at KC (10/24/04)

ROSSUM'S GAME-BY-GAME

1998 (Philadelphia)

Date	Opp	W/L	P/S	KR	Yds	Avg	Lg	TD	PR	Yds	Avg	Lg	TD
Sep 6	Sea	L	1/0	1	21	21.0	21	0	0	0	0.0	0	0
Sep 13	at Atl	L	1/1	4	90	22.5	31	0	1	16	16.0	16	0
Sep 20	at Arz	L	1/1	2	57	28.5	34	0	1	7	7.0	7	0
Sep 27	KC	L	1/0	3	55	18.3	24	0	1	3	3.0	3	0
Oct 4	at Den	L	1/0	2	29	14.5	15	0	0	0	0.0	0	0
Oct 11	Was	L					INACTIVE						
Oct 18	at SD	L	1/0	3	81	27.0	34	0	2	24	12.0	22	0
Nov 2	Dal	L	1/0	5	104	20.8	28	0	3	17	5.7	8	0
Nov 8	Det	W	1/0	3	74	24.7	36	0	4	28	7.0	9	0
Nov 15	at Was	L	1/0	4	124	31.0	52	0	2	27	13.5	16	0
Nov 22	at NYG	L	1/0	2	43	21.5	23	0	3	18	6.0	10	0
Nov 29	at GB	L	1/0	5	120	24.0	30	0	0	0	0.0	0	0
Dec 3	StL	W	1/0	2	50	25.0	25	0	1	3	3.0	3	0
Dec 13	Arz	L	1/0	3	75	25.0	27	0	0	0	0.0	0	0
Dec 20	at Dal	L	1/0	2	45	22.5	23	0	0	0	0.0	0	0
Dec 27	NYG	L	1/0	3	112	37.3	54	0	4	44	11.0	25	0
TOTALS			**15/2**	**44**	**1,080**	**24.5**	**54**	**0**	**22**	**187**	**8.5**	**25**	**0**

1999 (Philadelphia)

Date	Opp	W/L	P/S	KR	Yds	Avg	Lg	TD	PR	Yds	Avg	Lg	TD
Sep 12	Arz	L	1/0	4	95	23.8	28	0	1	2	2.0	2	0
Sep 19	TB	L	1/0	3	48	16.0	21	0	2	9	4.5	8	0
Sep 26	at Buf	L	1/0	3	56	18.7	21	0	0	0	0.0	0	0
Oct 3	at NYG	L	1/0	3	71	23.7	27	0	1	8	8.0	8	0
Oct 10	Dal	W	1/0	2	41	20.5	26	0	1	13	13.0	13	0
Oct 17	at Chi	W	1/0	3	122	40.7	56	0	2	17	8.5	12	0
Oct 24	at Mia	L	1/0	0	0	0.0	0	0	2	54	27.0	39	0
Oct 31	NYG	L	1/0	1	21	21.0	21	0	4	38	9.5	28	0
Nov 7	at Car	L	1/0	5	88	17.6	25	0	2	1	0.5	1	0
Nov 14	Was	W	1/0	5	222	44.4	89t	1	0	0	0.0	0	0
Nov 21	Ind	L	1/0	8	192	24.0	40	0	1	8	8.0	8	0
Nov 28	at Was	L	1/0	3	68	22.7	27	0	1	3	3.0	3	0
Dec 5	at Arz	L	1/0	3	61	20.3	27	0	2	18	9.0	13	0
Dec 12	at Dal	L	1/0	3	48	16.0	18	0	2	10	5.0	11	0
Dec 19	NE	W	1/0	3	61	20.3	22	0	4	44	11.0	19	0
Jan 2	StL	W	1/0	5	153	30.6	69	0	3	25	8.3	20	0
TOTALS			**16/0**	**54**	**1,347**	**24.9**	**89t**	**1**	**28**	**250**	**8.9**	**39**	**0**

2000 (Green Bay)

Date	Opp	W/L	P/S	KR	Yds	Avg	Lg	TD	PR	Yds	Avg	Lg	TD
Sep 3	NYJ	L	1/0	3	77	25.7	28	0	1	43	43.0	43	0
Sep 10	at Buf	L	1/0	4	94	23.5	41	0	1	5	5.0	5	0
Sep 17	Phi	W	1/0	1	24	24.0	24	0	5	45	9.0	28	0
Sep 24	at Arz	W	1/0	2	39	19.5	20	0	3	19	6.3	11	0
Oct 1	Chi	L	1/0	5	136	27.2	37	0	2	10	5.0	12	0
Oct 8	at Det	L	1/0	1	19	19.0	19	0	1	9	9.0	9	0
Oct 15	SF	W	1/0	5	129	25.8	32	0	0	0	0.0	0	0
Oct 29	at Mia	L	1/0	4	94	23.5	28	0	2	13	6.5	13	0
Nov 6	Min	W	1/0	4	129	32.3	90	0	1	3	3.0	3	0
Nov 12	at TB	L	1/0	2	41	20.5	22	0	2	41	20.5	32	0
Nov 19	Ind	W	1/0	4	173	43.3	92t	1	1	5	5.0	5	0
Nov 27	at Car	L	1/0	5	88	17.6	22	0	2	23	11.5	18	0
Dec 3	at Chi	W	1/0	2	39	19.5	20	0	0	0	0.0	0	0
Dec 10	Det	W	1/0	3	102	34.0	60	0	3	23	7.7	16	0
Dec 17	at Min	W	1/0	2	43	21.5	23	0	2	13	6.5	9	0
Dec 24	TB	W	1/0	3	61	20.3	29	0	3	14	4.7	12	0
TOTALS			**16/0**	**50**	**1,288**	**25.8**	**92t**	**1**	**29**	**248**	**8.6**	**43**	**0**

2001 (Green Bay)

Date	Opp	W/L	P/S	KR	Yds	Avg	Lg	TD	PR	Yds	Avg	Lg	TD
Sep 9	Det	W	1/0	3	62	20.7	26	0	1	4	4.0	4	0
Sep 24	Was	W				INACTIVE (Hamstring)							
Sep 30	at Car	W				INACTIVE (Hamstring)							
Oct 7	at TB	L				INACTIVE (Hamstring)							
Oct 14	Bal	W				INACTIVE (Hamstring)							
Oct 21	at Min	L	1/0	6	111	18.5	27	0	1	1	1.0	1	0
Nov 4	TB	W	1/0	4	61	15.3	19	0	3	68	22.7	55t	1
Nov 11	at Chi	W	1/0	2	34	17.0	21	0	4	26	6.5	17	0
Nov 18	Atl	L	1/0	4	74	18.5	23	0	1	6	6.0	6	0
Nov 22	at Det	W	1/0	4	89	22.3	24	0	1	6	6.0	6	0
Dec 3	at Jac	W				INACTIVE (Knee)							
Dec 9	Chi	W				INACTIVE (Knee)							
Dec 16	at Ten	L				INACTIVE (Knee)							
Dec 23	Cle	W				INACTIVE (Knee)							
Dec 30	Min	W				INACTIVE (Knee)							
Jan 1	at NYG	W				INACTIVE (Knee)							
TOTALS			**6/0**	**23**	**431**	**18.7**	**27**	**0**	**11**	**109**	**9.9**	**55t**	**1**

2001 Postseason (Green Bay)

Date	Opp	W/L	P/S	KR	Yds	Avg	Lg	TD	PR	Yds	Avg	Lg	TD
Jan 13	SF	W	1/0	1	0	0.0	0	0	1	35	35.0	35	0
Jan 20	at StL	L	1/0	4	83	20.8	25	0	1	6	6.0	6	0
TOTALS			**2/0**	**5**	**83**	**16.6**	**25**	**0**	**2**	**41**	**20.5**	**35**	**0**

2002 (Atlanta)

Date	Opp	W/L	P/S	KR	Yds	Avg	Lg	TD	PR	Yds	Avg	Lg	TD
Sep 8	at GB	L	1/0	6	156	26.0	43	0	1	36	36.0	36	0
Sep 15	Chi	L				INACTIVE (Hamstring)							
Sep 22	Cin	W				INACTIVE (Hamstring)							
Oct 6	TB	L	1/0	4	111	27.8	47	0	3	40	13.3	23	0
Oct 13	at NYG	W	1/0	2	45	22.5	25	0	0	0	0.0	0	0
Oct 20	Car	W	1/0	1	16	16.0	16	0	4	27	6.8	14	0
Oct 27	at NO	W	1/0	6	132	22.0	41	0	0	0	0.0	0	0
Nov 3	Bal	W	1/0	3	66	22.0	31	0	3	41	13.7	17	0
Nov 10	at Pit	T	1/0	6	122	20.3	30	0	2	52	26.0	34	0
Nov 17	NO	W	1/0	1	15	15.0	15	0	2	12	6.0	10	0
Nov 24	at Car	W	1/0	0	0	0.0	0	0	3	33	11.0	27	0
Dec 1	at Min	W	1/0	5	103	20.6	23	0	2	10	5.0	10	0
Dec 8	at TB	L	1/0	6	103	17.2	24	0	3	37	12.3	32	0
Dec 15	Sea	L	1/0	6	170	28.3	91t	1	0	0	0.0	0	0
Dec 22	Det	W	1/0	2	35	17.5	19	0	1	0	0.0	0	0
Dec 29	at Cle	L	1/0	5	90	18.0	27	0	0	0	0.0	0	0
TOTALS			**14/0**	**53**	**1,164**	**22.0**	**91t**	**1**	**24**	**288**	**12.0**	**36**	**0**

2002 Postseason (Atlanta)

Date	Opp	W/L	P/S	KR	Yds	Avg	Lg	TD	PR	Yds	Avg	Lg	TD
Jan 4	at GB	W	1/0	2	29	14.5	20	0	0	0	0.0	0	0
Jan 11	at Phi	L	1/0	5	122	24.4	47	0	3	26	8.7	19	0
TOTALS			**2/0**	**7**	**151**	**21.6**	**47**	**0**	**3**	**26**	**8.7**	**19**	**0**

ROSSUM'S GAME-BY-GAME

2003 (Atlanta)

Date	Opp	W/L	P/S	KR	Yds	Avg	Lg	TD	PR	Yds	Avg	Lg	TD
Sep 7	at Dal	W	1/0	3	70	23.3	24	0	5	34	6.8	15	0
Sep 14	Was	L	1/0	5	118	23.6	52	0	5	74	14.8	26	0
Sep 21	TB	L	1/0	4	83	20.8	24	0	2	67	33.5	42	0
Sep 28	at Car	L	1/0	3	61	20.3	27	0	0	0	0.0	0	0
Oct 5	Min	L	1/0	4	108	27.0	43	0	4	51	12.8	39	0
Oct 13	at StL	L	1/0	6	142	23.7	34	0	1	11	11.0	11	0
Oct 19	NO	L	1/0	7	127	18.1	25	0	2	23	11.5	12	0
Nov 2	Phi	L	1/0	3	53	17.7	25	0	3	81	27.0	72	0
Nov 9	at NYG	W	1/0	1	18	18.0	18	0	2	6	3.0	3	0
Nov 16	at NO	L	1/0	3	74	24.7	28	0	4	45	11.3	22	0
Nov 23	Ten	L	1/0	4	66	16.5	24	0	2	56	28.0	59t	1
Nov 30	at Hou	L	1/0	3	78	26.0	29	0	3	48	16.0	32	0
Dec 7	Car	W	1/0	3	39	13.0	22	0	2	8	4.0	8	0
Dec 14	at Ind	L	1/0	7	147	21.0	27	0	3	24	8.0	12	0
Dec 20	at TB	W	1/0	3	43	14.3	25	0	1	17	17.0	17	0
Dec 28	Jac	W	1/0	3	64	21.3	27	0	0	0	0.0	0	0
TOTALS		**16/0**	**62**		**1,291**	**20.8**	**52**	**0**	**39**	**545**	**14.0**	**72**	**1**

2004 (Atlanta)

Date	Opp	W/L	P/S	KR	Yds	Avg	Lg	TD	PR	Yds	Avg	Lg	TD
Sep 12	at SF	W	1/0	4	49	12.3	29	0	3	19	6.3	17	0
Sep 19	StL	W	1/0	4	89	22.3	26	0	3	35	11.7	22	0
Sep 26	Arz	W	1/0	2	62	31.0	38	0	2	28	14.0	30	0
Oct 3	at Car	W	1/0	3	43	14.3	24	0	5	59	11.8	25	0
Oct 10	Det	L	1/0	3	55	18.3	28	0	4	66	16.5	35	0
Oct 17	SD	W	1/0	4	58	14.5	19	0	1	17	17.0	17	0
Oct 24	at KC	L	1/0	5	119	23.8	27	0	1	75	75.0	75t	1
oct 31	at Den	W	1/0	3	97	32.3	39	0	1	12	12.0	12	0
Nov 14	TB	W	1/0	3	74	24.7	31	0	2	0	0.0	0	0
Nov 21	at NYG	W	1/0	3	54	18.0	25	0	3	11	3.7	8	0
Nov 28	NO	W	1/0	4	99	24.8	37	0	2	13	6.5	7	0
Dec 5	at TB	L	1/0	5	104	20.8	30	0	2	13	6.5	9	0
Dec 12	Oak	W	1/0	1	22	22.0	22	0	2	54	27.0	50	0
Dec 18	Car	W	1/1	5	140	28.0	49	0	3	45	15.0	34	0
Dec 26	at NO	L	1/0	5	110	22.0	25	0	1	10	10.0	10	0
Jan 2	at Sea	L	1/0	4	75	18.8	24	0	2	0	0.0	0	0
TOTALS		**16/1**	**58**		**1,250**	**21.6**	**49**	**0**	**37**	**457**	**12.4**	**75t**	**1**

2004 Postseason (Atlanta)

Date	Opp	W/L	P/S	KR	Yds	Avg	Lg	TD	PR	Yds	Avg	Lg	TD
Jan 15	StL	W	1/0	4	80	20.0	26	0	3	152	50.7	68t	1
Jan 23	at Phi	L	1/0	4	102	25.5	28	0	2	20	10.0	12	0
TOTALS		**2/0**	**8**		**182**	**22.8**	**28**	**0**	**5**	**172**	**34.4**	**68t**	**1**

2005 (Atlanta)

Date	Opp	W/L	P/S	KR	Yds	Avg	Lg	TD	PR	Yds	Avg	Lg	TD
Sep 12	Phi	W	1/0	2	53	26.5	33	0	2	0	0.0	0	0
Sep 18	at Sea	L				INACTIVE (Hamstring)							
Sep 25	at Buf	W				INACTIVE (Hamstring)							
Oct 2	Min	W	1/0	1	36	36.0	36	0	3	14	4.7	10	0
Oct 9	NE	L	1/0	6	119	19.8	23	0	1	8	8.0	8	0
Oct 16	at NO	W	1/0	6	143	23.8	30	0	0	0	0.0	0	0
Oct 24	NYJ	W	1/0	0	0	0.0	0	0	2	17	8.5	11	0
Nov 6	at Mia	W	1/0	3	72	24.0	33	0	2	1	0.5	1	0
Nov 13	GB	L	1/0	8	156	19.5	28	0	3	34	11.3	29	0
Nov 20	TB	L	1/0	4	76	19.0	23	0	1	19	19.0	19	0
Nov 24	at Det	W	1/0	0	0	0.0	0	0	2	54	27.0	29	0
Dec 4	at Car	L	1/0	1	47	47.0	47	0	1	2	2.0	2	0
Dec 12	NO	W				INACTIVE (Knee)							
Dec 18	at Chi	L				INACTIVE (Knee)							
Dec 24	at TB	L				INACTIVE (Knee)							
Jan 1	Car	L				INACTIVE (Hamstring)							
TOTALS		**10/0**	**31**		**702**	**22.6**	**47**	**0**	**17**	**145**	**8.5**	**29**	**0**

2006 (Atlanta)

Date	Opp	W/L	P/S	KR	Yds	Avg	Lg	TD	PR	Yds	Avg	Lg	TD
Sep 10	at Car	W	1/0	3	87	29.0	38	0	3	29	9.7	13	0
Sep 17	TB	W	1/0	1	23	23.0	23	0	1	15	15.0	15	0
Sep 25	at NO	L	1/0	3	68	22.7	24	0	4	22	5.5	14	0
Oct 1	Arz	W	1/0	2	50	25.0	27	0	1	41	41.0	41	0
Oct 15	NYG	L	1/0	4	97	24.3	27	0	0	0	0.0	0	0
Oct 22	Pit	W	1/0	7	220	31.4	51	0	2	15	7.5	9	0
Oct 29	at Cin	W	1/0	4	72	18.0	24	0	4	3	0.8	2	0
Nov 5	at Det	L	1/1	3	79	26.3	31	0	2	11	5.5	12	0
Nov 12	Cle	L	1/1	1	30	30.0	30	0	6	61	10.2	37	0
Nov 19	at Bal	L	1/0	0	0	0.0	0	0	2	46	23.0	36	0
Nov 26	NO	L	1/1	3	64	21.3	28	0	2	19	9.5	13	0
Dec 3	at Was	W	1/1	1	22	22.0	22	0	0	0	0.0	0	0
Dec 10	at TB	W	1/0	3	44	14.7	21	0	2	7	3.5	9	0
Dec 16	Dal	L	1/1	5	130	26.0	44	0	1	3	3.0	3	0
Dec 24	Car	L	1/0	3	33	11.0	15	0	5	18	3.6	12	0
Dec 31	at Phi	L	1/1	3	63	21.0	22	0	2	4	2.0	4	0
TOTALS		**16/6**	**46**		**1,082**	**23.5**	**51**	**0**	**37**	**288**	**7.8**	**41**	**0**

2007 (Pittsburgh)

Date	Opp	W/L	P/S	KR	Yds	Avg	Lg	TD	PR	Yds	Avg	Lg	TD
Sep 9	at Cle	W	1/0	2	44	22.0	23	0	2	7	3.5	10	0
Sep 16	Buf	W	1/0	2	58	29.0	31	0	2	13	6.5	14	0
Sep 23	SF	W	1/0	2	120	60.0	98t	1	2	4	2.0	2	0
Sep 30	at Arz	L	1/0	2	44	22.0	23	0	1	5	5.0	5	0
Oct 7	Sea	W	1/0	0	0	0.0	0	0	6	33	5.5	13	0
Oct 21	at Den	L	1/0	3	48	16.0	24	0	1	16	16.0	16	0
Oct 28	at Cin	W	1/0	3	71	23.7	29	0	1	3	3.0	3	0
Nov 5	Bal	W	1/0	1	29	29.0	29	0	6	59	9.8	49	0
Nov 11	Cle	W	1/0	4	75	18.8	33	0	3	25	8.3	21	0
Nov 18	at NYJ	L	1/0	3	62	20.7	30	0	3	13	4.3	8	0
Nov 26	Mia	W	1/0	1	21	21.0	21	0	2	38	19.0	33	0
Dec 2	Cin	W	1/0	2	26	13.0	16	0	3	5	1.7	5	0
Dec 9	at NE	L	1/0	6	123	20.5	24	0	1	4	4.0	4	0
Dec 16	Jac	L	1/0	2	18	9.0	15	0	1	12	12.0	12	0
Dec 20	at StL	W	1/0	5	146	29.2	34	0	2	3	1.5	11	0
Dec 30	at Bal	L				INACTIVE (Hamstring)							
TOTALS		**15/0**	**38**		**885**	**23.3**	**98t**	**1**	**36**	**232**	**6.4**	**49**	**0**

2007 Postseason (Pittsburgh)

Date	Opp	W/L	P/S	KR	Yds	Avg	Lg	TD	PR	Yds	Avg	Lg	TD
Jan 5	Jac	L				INACTIVE (Hamstring)							

2008 (San Francisco)

Date	Opp	W/L	P/S	KR	Yds	Avg	Lg	TD	PR	Yds	Avg	Lg	TD
Sep 7	Arz	L	1/0	2	58	29.0	44	0	0	0	0.0	0	0
Sep 14	at Sea	W	1/0	5	136	27.2	44	0	0	0	0.0	0	0
Sep 21	Det	W	1/0	3	71	23.7	25	0	3	38	12.7	14	0
Sep 28	at NO	L	1/0	4	149	37.3	55	0	0	0	0.0	0	0
Oct 5	NE	L	1/0	3	77	25.7	34	0	0	0	0.0	0	0
Oct 12	Phi	L	1/1	9	194	21.6	31	0	1	45	45.0	45	0
Oct 19	at NYG	L	1/0	2	42	21.0	21	0	0	0	0.0	0	0
Oct 26	Sea	L	1/0	3	78	26.0	33	0	0	0	0.0	0	0
Nov 10	at Arz	L	1/0	4	186	46.5	104t	1	2	12	6.0	12	0
Nov 16	StL	W	1/0	3	70	23.3	30	0	2	40	20.0	29	0
Nov 24	at Dal	L	1/0	2	32	16.0	21	0	1	9	9.0	9	0
Nov 31	at Buf	W				INACTIVE (Hamstring)							
Dec 7	NYJ	W				INACTIVE (Hamstring)							
Dec 14	at Mia	L				INACTIVE (Hamstring)							
Dec 21	at StL	W	1/0	4	95	23.8	29	0	4	36	9.0	17	0
Dec 28	Was	W	1/0	3	71	23.7	29	0	2	43	21.5	35	0
TOTALS		**13/1**	**47**		**1,259**	**26.8**	**104t**	**1**	**15**	**223**	**14.9**	**45**	**0**



BARRY SIMS

Ht: 6–5 **Wt:** 300 **Born:** 12/1/74
College: Utah
Exp: 11th Year (FA in '08)
Career Games/Starts: 150/127

A versatile and experienced offensive lineman, Barry Sims enters his second season with the 49ers after spending his first nine NFL seasons as a member of the Oakland Raiders. Sims stepped into the 49ers starting line up two games into the 2008 season in place of an injured T Jonas Jennings, and went on to start seven more contests during the season at right tackle. During his tenure in Oakland, he lined up at both guard and tackle positions.

TRANSACTIONS: Originally signed by Oak. as a rookie free agent on 7/12/99...Waived by Oak. on 2/29/08…Signed by SF as a free agent on7/26/08.

GOLDMINE:

- Barry didn't have as easy an entrance into the NFL as one might think. It took determination, hard work and a bit of luck for him to beat the odds. Barry never seriously thought about going pro until after his junior season at the University of Utah. With the support of family and friends, he trained hard and had a productive senior year as he was selected to the Hula Bowl All Star game. Everything was looking promising for the ambitious lineman, but a couple days before the honorary game, Sims blew out his knee in practice. He ended up spending the next year in Salt Lake City rehabbing his injury. Once the rehabilitation concluded, Barry was eager to sign with a team. However, many teams were skeptical about whether his knee would hold up. As time was running out, an opportunity arose in NFL Europe, and Barry was selected in the 17th round of the 1999 NFLE Draft by the Scottish Claymores. He shined overseas and was signed as a free agent by the Raiders in July of 1999. After just four regular season games with the Raiders, he made his first NFL start, and has since gone on to make over 100 more. In 2004, Barry was inducted into the Scottish Claymores Football Hall of Fame.
- Sims was the 2004 co–recipient, along with Ronald Curry, of the Commitment to Excellence Award, voted on by team members and given to the 'Player who best exemplifies the pride and spirit of the Raiders'.

2008 (San Francisco):

- Saw action in 14 games with 8 starts at RT.
- Stepped into action at RT 2 games into season after T Jonas Jennings left with a shoulder injury at Sea. (9/14).
- Made first start as a member of 49ers at Det. (9/21) and was part of a line that helped team rush for 189 yds.
- Left game vs. Sea. (10/26) with an ankle injury in 2nd qtr. and did not return. Was replaced in lineup by Adam Snyder.
- Inactive at Arz. (11/10) and vs. StL (11/16).
- Entered game at RT at Mia. (12/14) after Snyder left with an ankle injury in 1st quarter.
- Started final 2 games at RT.

PERSONAL:

- Lettered in football, basketball and track at Park City (Utah) HS, where he was all–league as a two–way lineman.
- In basketball, played forward and center, and participated in track as a shot putter.
- Enjoys golfing, hiking, cycling and skiing.
- Born Barry Sims (12/1/74) in Park City, UT. Married to wife, Shae.

SIMS' NFL STATISTICS

GAMES/STARTS (Regular Season): 1999 (16/10), 2000 (16/8), 2001 (15/15), 2002 (15/15), 2003 (16/16), 2004 (16/16), 2005 (16/16), 2006 (10/7), 2007 (16/16), 2008 (14/8); **CAREER (Regular Season):** 150/127; **GAMES/STARTS (Postseason):** 2000 (2/2), 2001 (2/2), 2002 (3/3); **CAREER (Postseason):** (7/7)



11 QB

ALEX SMITH

Ht: 6–4 **Wt:** 217 **Born:** 5/7/84
College: Utah
Exp: 5th Year (D–1 in '05)
Career Games/Starts: 32/30

A tough, cerebral signal caller, Alex Smith is looking towards a fresh start in 2009 after battling through injuries over the course of the past two seasons. In 2006, Smith seemed to be on the path to success as he became the first 49ers quarterback in club history to take every snap from center over the course of a season, setting career–highs in every major statistical category: attempts (442), completions (257), yds. (2,890), and TDs (16). Following a promising 2–1 start to 2007, Smith was sidelined with a shoulder injury on the first series against Seattle. He went on to make four more starts that year before being placed on the Injured Reserve list. Smith never got the chance to step onto the field in 2008 as a shoulder injury three days prior to the season opener shelved him for the year.

TRANSACTIONS: Originally a first–round (1st pick overall) draft choice by San Francisco in 2005.

GOLDMINE:

- In early 2007, Alex committed $500,000 to the University of Utah's athletic department. The generous donation was the lead gift for the Alex Smith Strength and Conditioning Facility—a $1.5 million expansion of Utah's varsity athletics weight room. The money kicked off a campaign to raise the remaining funds for the project. Plans call for the expansion of the Dee Glen Smith Center, which houses the strength and conditioning room, as well as the football coaching offices, meeting, training and equipment rooms. The facility covers 11,000 square feet—a 3,500 square foot improvement from its current size, and features new lifting stations and cardiovascular conditioning space.
- Alex graduated college in three years with a bachelor's degree in economics and scored one of the highest scores (40) on the Wonderlic Test prior to the NFL Draft.
- In 2006, Alex established the Alex Smith Foundation (www.alexsmithfoundation.org), which provides foster teens with the tools and resources needed to transition to successful adulthood.

CAREER HIGHLIGHTS:

- Became the first 49ers quarterback in club history to take every snap from center over the course of a season in 2006
- Set career–highs in every major statistical category: attempts (442), completions (257), yds. (2,890), and TDs (16), in 2006.

2008:

- Entered season as team's backup QB behind J.T. O'Sullivan, but injured shoulder in practice three days prior to the season opener and was placed on Injured Reserve (9/10).

SMITH'S NFL STATISTICS

				PASSING										RUSHING				
YEAR	TEAM	GP	GS	ATT	CMP	PCT	YDS	TD	INT	LG	SK	LST	RTG	ATT	YDS	AVG	LG	TD
2005	SF	9	7	165	84	50.9	875	1	11	47	29	185	40.8	30	103	3.4	19	0
2006	SF	16	16	442	257	58.1	2,890	16	16	75	35	202	74.8	44	147	3.3	22	2
2007	SF	7	7	193	94	48.7	914	2	4	45	17	121	57.2	13	89	6.8	25	0
2008	SF	0	0	INJURED RESERVE – SHOULDER														
TOTALS		32	30	800	435	54.4	4,679	19	31	75	81	508	63.5	87	339	3.9	25	2

Additional Statistics:
Fumbles-Lost – 21-9: 9–2 in 2005, 6–2 in 2006, 6–5 in 2007

Smith's Career Highs

Passes Attempted: 46 vs. Phi. (9/24/06)
Completions: 27 vs. Phi. (9/24/06)
Passing Yards: 293 vs. Phi. (9/24/06)
Long Pass: 75 vs. Phi. (9/24/06)

Touchdowns: 3 vs. Oak. (10/8/06)
Rushes: 8 at Det. (11/12/06)
Rushing Yards: 39 vs. Phi. (9/24/06)
Long Rush: 25 (2 times) Last at Pit. (9/23/07)

PERSONAL:

- Attended Helix (La Mesa, CA) HS with 2006 No. 2 overall draft selection Reggie Bush, guiding team to a 25–1 record during last two seasons, earning team MVP, National Football Foundation and Hall of Fame Scholar–Athlete honors twice. Also voted two–time conference Offensive Player of the Year and team captain junior and senior years.
- Served as class president and graduated 13th in a class of 430.
- Father, Doug, played football at Weber State, where mother, Pam, also attended. Sister played soccer at Cal State Northridge.
- Uncle, John L. Smith, is a former college football head coach and present college football analyst.
- Born Alexander D. Smith (5/07/84) in Seattle, WA.
- Earned degree in economics.

SMITH'S GAME-BY-GAME

Only games Smith has appeared in have been listed

2005																	Total	Pct.
Date	Opp	W/L	P/S	Att	Cmp	Pct	Yds	TD	Int	Lg	Sk/Yds	Rtg	Rsh	Yds	TD		Net Yards	Offense
Sep 18	at Phi	L	1/0	1	0	0.0	0	0	0	0	0/0	39.6	1	3	0		3	2.1
Oct 2	at Arz	L	1/0	10	6	60.0	34	0	0	16	2/15	66.3	0	0	0		19	11.3
Oct 9	Ind	L	1/1	23	9	39.1	74	0	4	21	5/30	8.5	2	3	0		47	26.6
Oct 23	at Was	L	1/1	16	8	50.0	92	0	1	43	5/38	41.7	2	4	0		58	29.9
Dec 4	Arz	L	1/1	24	16	66.7	185	0	3	43	3/16	50.2	4	12	0		181	82.3
Dec 11	at Sea	L	1/1	22	9	40.9	77	0	1	24	4/26	31.8	6	20	0		71	62.8
Dec 18	at Jac	L	1/1	24	8	33.3	123	0	1	47	2/16	33.9	4	30	0		137	63.1
Dec 24	at StL	W	1/1	16	12	75.0	131	0	0	22	5/27	98.7	7	21	0		125	38.9
Jan 1	Hou	W	1/1	29	16	55.2	159	1	1	39	3/17	68	4	10	0		152	46.9
TOTALS			**9/7**	**165**	**84**	**50.9**	**875**	**1**	**11**	**47**	**29/185**	**40.8**	**30**	**103**	**0**		**793**	**22.1**

2006																	Total	Pct.
Date	Opp	W/L	P/S	Att	Cmp	Pct	Yds	TD	Int	Lg	Sk/Yds	Rtg	Rsh	Yds	TD		Net Yards	Offense
Sep 10	at Arz	L	1/1	40	23	57.5	288	1	0	46	1/2	88.3	0	0	0		286	72.8
Sep 17	StL	W	1/1	22	11	50.0	233	1	0	72t	0/0	103	3	-1	0		232	64.4
Sep 24	Phi	L	1/1	46	27	58.7	293	1	0	75	3/24	84.8	6	39	0		308	78.6
Oct 1	at KC	L	1/1	25	13	52.0	92	0	2	22	4/16	27.4	4	11	0		87	52.7
Oct 8	Oak	W	1/1	19	15	78.9	165	3	1	33t	0/0	120.5	2	10	0		175	53.0
Oct 15	SD	L	1/1	31	20	64.5	214	2	1	25	5/32	92.7	0	0	0		182	66.4
Oct 29	at Chi	L	1/1	25	14	56.0	135	1	2	25	2/14	51.3	5	23	0		144	58.1
Nov 5	Min	W	1/1	21	13	61.9	105	0	1	22	3/14	54.7	3	4	0		95	71.4
Nov 12	at Det	W	1/1	20	14	70.0	136	0	0	23	3/19	88.8	8	15	0		132	42.0
Nov 19	Sea	W	1/1	25	19	76.0	163	1	0	23	1/9	105.9	1	1	1		155	37.3
Nov 26	at StL	L	1/1	25	13	52.0	148	1	2	28	0/0	50.1	0	0	0		148	46.4
Dec 3	at NO	L	1/1	28	14	50.0	171	1	3	48t	4/26	41.5	0	0	0		145	71.8
Dec 10	GB	L	1/1	29	12	41.4	201	1	2	52t	1/7	48.2	3	4	0		198	58.2
Dec 14	at Sea	W	1/1	25	14	56.0	162	2	0	54	0/0	102.4	6	33	1		195	50.0
Dec 24	Arz	L	1/1	29	18	62.1	190	0	1	44	4/16	66.7	0	0	0		174	78.0
Dec 31	at Den	W	1/1	32	17	53.1	194	1	1	35	4/23	69	3	8	0		179	49.7
TOTALS			**16/16**	**442**	**257**	**58.1**	**2,890**	**16**	**16**	**75**	**35/202**	**74.8**	**44**	**147**	**2**		**2,835**	**58.3**

2007																	Total	Pct.
Date	Opp	W/L	P/S	Att	Cmp	Pct	Yds	TD	Int	Lg	Sk/Yds	Rtg	Rsh	Yds	TD		Net Yards	Offense
Sep 10	Arz	W	1/1	31	15	48.4	126	0	0	22	3/24	59.3	3	36	0		138	73.2
Sep 16	at StL	W	1/1	17	11	64.7	126	0	0	34	4/29	86.9	2	-1	0		96	51.6
Sep 23	at Pit	L	1/1	35	17	48.6	209	1	1	31	2/11	65.1	3	32	0		230	79.6
Sep 30	Sea	L	1/1	1	0	0.0	0	0	0	0	1/10	39.6	0	0	0		-10	0.0
Oct 28	NO	L	1/1	43	22	51.2	190	1	0	20	2/13	70.9	4	16	0		193	74.2
Nov 4	at Atl	L	1/1	38	17	48.6	149	0	3	21	2/14	22.8	0	0	0		135	53.8
Nov 12	at Sea	L	1/1	28	12	42.9	114	0	0	45	3/20	54.8	1	6	0		100	57.8
TOTALS			**7/7**	**193**	**94**	**48.7**	**914**	**2**	**4**	**45**	**17/121**	**57.2**	**13**	**89**	**0**		**882**	**23.3**



JUSTIN SMITH

Ht: 6/4 **Wt:** 285 **Born:** 9/30/79
College: Missouri
Exp: 9th Year (UFA in '08)
Career Games/Starts: 127/123

A relentless and explosive defensive lineman, Justin Smith made an immediate impact on the 49ers defense in his first season with the team in 2008. His efforts earned him the team's Bill Walsh Award after leading the defense in QB pressures (57) and ranking 2nd in sacks (7.0). Smith enters the upcoming season with an active streak of 123 consecutive starts, which is by far the longest streak of any current NFL defensive lineman (3 players tied for 2nd with 48 straight starts). He joined the 49ers from the Cincinnati Bengals, where he led the defensive line in tackles in 6 of 7 seasons with the team.

TRANSACTIONS: Originally a first–round (4th pick overall) draft choice by Cincinnati in 2001…Signed by San Francisco as an unrestricted free agent from Cincinnati on March 1, 2008.

GOLDMINE:

- Justin was one of the most sought after free agents in the NFL in the 2008 offseason. When the 49ers brought him in for a visit, they knew they had to sell the Midwesterner on the California lifestyle. Justin, who often wears cowboy boots and grew up on his father's cattle ranch in Missouri, discussed the 49ers defensive philosophy in depth with the team's coaches and was also taken on a helicopter tour of the city. It didn't take long for him to make his decision as he cancelled his future visits with prospective teams and signed with San Francisco. Although Justin wants to play in San Francisco for several years to come, he looks to eventually return to his roots. "When I'm done playing ball, I'll probably move to Missouri or Texas and get a ranch. That's how I grew up. I think it teaches you survival."

AWARDS & HONORS:

2008: 49ers Bill Walsh Award, given to the team's most valuable player voted on by the coaches

CAREER HIGHLIGHTS:

- Enters 2009 with a streak of 123 consecutive starts, ranking 11th among all active NFL players, 6th among all defensive players, and 1st among D–linemen.
- Played the most snaps of any NFL defensive lineman in 2007, lining up for 97.9 percent of plays on defense as the Bengals franchise player.
- Has posted at least 5 sacks in 7 of his 8 seasons played and has only missed 1 game in his career (contract negotiations as a rookie).

2008 (San Francisco):

- Started all 16 games for 7th consecutive season and ranked 4th on team in tackles (104), 2nd in sacks (7) and 1st in QB pressures (57).
- Earned the Bill Walsh Award, which is given to team's most valuable player as voted upon by the coaches.
- Made 49ers debut vs. Arz. (9/7) and had 8 tackles and 1 sack.
- Recorded an INT with 1:50 to play vs. Det. (9/21) in 31–13 victory. Also posted a sack, which forced a fumble on QB Jon Kitna.
- Had 3 tackles, 6 QB pressures and 1 PD vs. NYJ (12/7).
- Totaled 9 tackles and 1 sack at StL (12/21).

PERSONAL:

- All–state and two–time all–district football choice at Jefferson City (MO) HS, where he was selected to *Super Prep*'s All–America and Top 50 teams as a senior.
- Born Justin Smith (9/30/79) in Holts Summit, MO.

SMITH'S NFL STATISTICS

				TACKLES					INTERCEPTIONS					FUMBLES		
YEAR	TEAM	GP	GS	TOT	SOL	AST	SACKS	YDS	INT	YDS	LG	TD	PD	FF	FR	YOS
2001	CIN	15	11	67	60	7	8.5	76.0	2	28	21	0	5	0	0	0
2002	CIN	16	16	67	53	14	6.5	56.0	0	0	0	0	3	2	0	0
2003	CIN	16	16	91	55	36	5.0	16.5	0	0	0	0	3	0	0	0
2004	CIN	16	16	97	57	40	8.0	70.5	0	0	0	0	2	2	2	0
2005	CIN	16	16	92	59	33	6.0	24.0	0	0	0	0	2	1	1	0
2006	CIN	16	16	110	59	51	7.5	50.5	0	0	0	0	3	1	2	0
2007	CIN	16	16	103	61	42	2.0	6.0	0	0	0	0	3	0	0	0
2008	SF	16	16	104	62	42	7.0	51.0	1	0	0	0	4	1	0	0
TOTALS		127	123	731	466	265	50.5	350.5	3	28	21	0	25	7	5	0

SMITH'S NFL POSTSEASON STATISTICS

				TACKLES					INTERCEPTIONS					FUMBLES		
YEAR	TEAM	GP	GS	TOT	SOL	AST	SACKS	YDS	INT	YDS	LG	TD	PD	FF	FR	YDS
2005	CIN	1	1	3	2	1	0.0	0.0	0	0	0	0	0	0	0	0
TOTALS		1	1	3	2	1	0.0	0.0	0	0	0	0	0	0	0	0

Smith's Career Highs

Total Tackles: 13 (2 times) Last vs. Atl. (10/29/06)
Sacks: 3 (2 times) Last at KC (9/10/06)
INTs: 1 (3 times) Last vs. Det. (9/21/08)
Forced Fumbles: 1 (7 times) Last vs. Det. (9/21/08)
Fumble Recoveries: 1 (5 times) Last at Cle. (11/26/06)

SMITH'S GAME-BY-GAME

2001 (Cincinnati)

Date	Opp	W/L	P/S	Tot	Sol	Ast	Sk	Yds	INT	Yds	PD	FF	FR
Sep 9	NE	W	0/0	ROSTER EXEMPTION									
Sep 23	Bal	W	1/0	2	2	0	0.0	0.0	0	0	0	0	0
Sep 30	at SD	L	1/0	4	4	0	1.0	13.0	0	0	0	0	0
Oct 7	at Pit	L	1/0	8	7	1	0.0	0.0	0	0	0	0	0
Oct 14	Cle	W	1/0	2	2	0	1.0	12.0	0	0	0	0	0
Oct 21	Chi	L	1/1	2	2	0	0.0	0.0	0	0	0	0	0
Oct 28	at Det	W	1/1	2	1	1	0.0	0.0	1	21	3	0	0
Nov 11	at Jac	L	1/1	2	2	0	0.0	0.0	0	0	0	0	0
Nov 18	Ten	L	1/1	8	7	1	0.5	4.0	0	0	0	0	0
Nov 25	at Cle	L	1/1	5	5	0	0.0	0.0	0	0	1	0	0
Dec 2	TB	L	1/1	7	7	0	2.0	12.0	0	0	0	0	0
Dec 9	Jac	L	1/1	9	9	0	3.0	23.0	0	0	0	0	0
Dec 16	at NYJ	L	1/1	5	4	1	0.0	0.0	0	0	0	0	0
Dec 23	at Bal	L	1/1	3	2	1	0.0	0.0	0	0	0	0	0
Dec 30	Pit	W	1/1	3	1	2	0.0	0.0	1	7	1	0	0
Jan 6	at Ten	W	1/1	5	5	0	1.0	12.0	0	0	0	0	0
TOTALS			15/11	67	60	7	8.5	76.0	2	28	5	0	0

2002 (Cincinnati)

Date	Opp	W/L	P/S	Tot	Sol	Ast	Sk	Yds	INT	Yds	PD	FF	FR
Sep 8	SD	L	1/1	7	7	0	0.0	0.0	0	0	0	0	0
Sep 15	at Cle	L	1/1	4	2	2	0.0	0.0	0	0	1	0	0
Sep 22	at Atl	L	1/1	7	3	4	1.0	11.0	0	0	0	0	0
Sep 29	TB	L	1/1	6	4	2	0.0	0.0	0	0	1	0	0
Oct 6	at Ind	L	1/1	3	2	1	0.0	0.0	0	0	1	0	0
Oct 13	Pit	L	1/1	2	2	0	0.0	0.0	0	0	0	0	0
Oct 27	Ten	L	1/1	2	2	0	0.0	0.0	0	0	0	0	0
Nov 3	at Hou	W	1/1	4	4	0	1.0	5.0	0	0	0	0	0
Nov 10	at Bal	L	1/1	3	3	0	1.0	16.0	0	0	0	0	0
Nov 17	Cle	L	1/1	0	0	0	0.0	0.0	0	0	0	0	0
Nov 24	at Pit	L	1/1	7	7	0	0.0	0.0	0	0	0	0	0
Dec 1	Bal	L	1/1	4	3	1	1.0	8.0	0	0	0	0	0
Dec 8	at Car	L	1/1	5	4	1	0.0	0.0	0	0	0	0	0
Dec 15	Jac	L	1/1	4	3	1	1.0	5.0	0	0	0	0	0
Dec 22	NO	W	1/1	3	3	0	1.0	8.0	0	0	0	1	0
Dec 29	at Buf	L	1/1	6	4	2	0.5	3.0	0	0	0	1	0
TOTALS			16/16	67	53	14	6.5	56.0	0	0	3	2	0

SMITH'S GAME-BY-GAME

2003 (Cincinnati)

Date	Opp	W/L	P/S	Tot	Sol	Ast	Sk	Yds	INT	Yds	PD	FF	FR
Sep 7	Den	L	1/1	5	4	1	0.0	0.0	0	0	0	0	0
Sep 14	at Oak	L	1/1	3	3	0	0.0	0.0	0	0	0	0	0
Sep 21	vs Pit	L	1/1	6	3	3	0.0	0.0	0	0	0	0	0
Sep 28	at Cle	W	1/1	7	4	3	1.0	3.0	0	0	2	0	0
Oct 5	at Buf	L	1/1	6	4	2	0.0	0.0	0	0	0	0	0
Oct 19	Bal	W	1/1	13	9	4	0.0	0.0	0	0	0	0	0
Oct 26	Sea	W	1/1	8	4	4	1.0	2.0	0	0	0	0	0
Nov 2	at Arz	L	1/1	3	1	2	0.0	0.0	0	0	0	0	0
Nov 9	Hou	W	1/1	3	1	2	0.5	5.0	0	0	0	0	0
Nov 16	KC	W	1/1	4	2	2	0.0	0.0	0	0	0	0	0
Nov 23	at SD	W	1/1	3	3	0	1.0	2.0	0	0	0	0	0
Nov 30	at Pit	W	1/1	4	1	3	0.5	3.5	0	0	1	0	0
Dec 7	at Bal	L	1/1	10	6	4	0.0	0.0	0	0	0	0	0
Dec 14	SF	W	1/1	7	5	2	0.0	0.0	0	0	0	0	0
Dec 21	at STL	L	1/1	9	5	4	1.0	1.0	0	0	0	0	0
Dec 28	Cle	L	1/1	0	0	0	0.0	0.0	0	0	0	0	0
TOTALS			**16/16**	**91**	**55**	**36**	**5.0**	**16.5**	**0**	**0**	**3**	**0**	**0**

2004 (Cincinnati)

Date	Opp	W/L	P/S	Tot	Sol	Ast	Sk	Yds	INT	Yds	PD	FF	FR
Sep 12	at NYJ	L	1/1	6	4	2	0.0	0.0	0	0	0	0	0
Sep 19	Mia	W	1/1	6	5	1	1.0	9.0	0	0	0	0	0
Sep 26	Bal	L	1/1	7	4	3	0.0	0.0	0	0	0	0	0
Oct 3	at Pit	L	1/1	5	3	2	0.0	0.0	0	0	0	0	0
Oct 17	at Cle	L	1/1	7	3	4	0.0	0.0	0	0	0	0	0
Oct 25	Den	W	1/1	10	5	5	2.0	17.0	0	0	0	1	0
Oct 31	at Ten	L	1/1	9	5	4	0.0	0.0	0	0	0	0	0
Nov 7	Dal	W	1/1	5	3	2	0.0	0.0	0	0	0	0	0
Nov 14	at Was	W	1/1	5	5	0	1.0	7.0	0	0	1	0	0
Nov 21	Pit	L	1/1	10	6	4	1.5	13.5	0	0	0	0	1
Nov 28	Cle	W	1/1	4	1	3	0.5	5.0	0	0	0	0	0
Dec 5	at Bal	W	1/1	7	6	1	0.0	0.0	0	0	0	0	0
Dec 12	at NE	L	1/1	2	0	2	0.0	0.0	0	0	0	0	0
Dec 19	Buf	L	1/1	2	0	2	0.0	0.0	0	0	1	0	0
Dec 26	vs NYG	W	1/1	7	4	3	1.0	9.0	0	0	0	0	0
Jan 2	at Phi	W	1/1	5	3	2	1.0	10.0	0	0	0	1	1
TOTALS			**16/16**	**97**	**57**	**40**	**8.0**	**70.5**	**0**	**0**	**2**	**2**	**2**

2005 (Cincinnati)

Date	Opp	W/L	P/S	Tot	Sol	Ast	Sk	Yds	INT	Yds	PD	FF	FR
Sep 11	at Cle	W	1/1	4	3	1	0.0	0.0	0	0	0	0	0
Sep 18	Min	W	1/1	3	2	1	1.0	5.0	0	0	0	0	1
Sep 25	at Chi	W	1/1	6	3	3	0.0	0.0	0	0	0	0	0
Oct 2	Hou	W	1/1	8	4	4	1.0	3.0	0	0	0	1	0
Oct 9	at Jac	L	1/1	6	6	0	0.0	0.0	0	0	0	0	0
Oct 16	at Ten	W	1/1	6	3	3	0.0	0.0	0	0	0	0	0
Oct 23	Pit	L	1/1	7	6	1	0.0	0.0	0	0	0	0	0
Oct 30	GB	W	1/1	4	1	3	0.0	0.0	0	0	0	0	0
Nov 6	at Bal	W	1/1	6	2	4	0.0	0.0	0	0	0	0	0
Nov 20	Ind	L	1/1	7	4	3	0.5	3.0	0	0	0	0	0
Nov 27	Bal	W	1/1	10	8	2	1.0	2.0	0	0	0	0	0
Dec 4	at Pit	W	1/1	6	5	1	1.0	2.0	0	0	0	0	0
Dec 11	Cle	W	1/1	4	2	2	0.5	2.0	0	0	1	0	0
Dec 18	at Det	W	1/1	5	3	2	0.0	0.0	0	0	0	0	0
Dec 24	Buf	L	1/1	4	3	1	1.0	7.0	0	0	1	0	0
Jan 1	at KC	L	1/1	6	4	2	0.0	0.0	0	0	0	0	0
TOTALS			**16/16**	**92**	**59**	**33**	**6.0**	**24.0**	**0**	**0**	**2**	**1**	**1**

2005 Postseason (Cincinnati)

Date	Opp	W/L	P/S	Tot	Sol	Ast	Sk	Yds	INT	Yds	PD	FF	FR
Jan 8	Pit	L	1/1	3	2	1	0.0	0.0	0	0	0	0	0
TOTALS			**1/1**	**3**	**2**	**1**	**0.0**	**0.0**	**0**	**0**	**0**	**0**	**0**

2006 (Cincinnati)

Date	Opp	W/L	P/S	Tot	Sol	Ast	Sk	Yds	INT	Yds	PD	FF	FR
Sep 10	at KC	W	1/1	7	6	1	3.0	21.0	0	0	0	1	1
Sep 17	Cle	W	1/1	3	2	1	0.0	0.0	0	0	0	0	0
Sep 24	at Pit	W	1/1	5	4	1	1.0	5.0	0	0	1	0	0
Oct 1	NE	L	1/1	11	5	6	0.0	0.0	0	0	0	0	0
Oct 15	at TB	L	1/1	9	5	4	1.0	8.0	0	0	0	0	0
Oct 22	Car	W	1/1	3	1	2	1.0	6.0	0	0	0	0	0
Oct 29	Atl	L	1/1	13	6	7	0.5	4.0	0	0	0	0	0
Nov 5	at Bal	L	1/1	9	6	3	0.0	0.0	0	0	0	0	0
Nov 12	SD	L	1/1	4	3	1	0.0	0.0	0	0	2	0	0
Nov 19	at NO	W	1/1	4	2	2	0.0	0.0	0	0	0	0	0
Nov 26	at Cle	W	1/1	2	0	2	0.5	4.0	0	0	0	0	1
Nov 30	Bal	W	1/1	6	2	4	0.0	0.0	0	0	0	0	0
Dec 10	Oak	W	1/1	4	2	2	0.0	0.0	0	0	0	0	0
Dec 18	at Ind	L	1/1	11	5	6	0.0	0.0	0	0	0	0	0
Dec 24	at Den	L	1/1	10	8	2	0.0	0.0	0	0	0	0	0
Dec 31	Pit	L	1/1	9	2	7	0.5	2.5	0	0	0	0	0
TOTALS			**16/16**	**110**	**59**	**51**	**7.5**	**50.5**	**0**	**0**	**3**	**1**	**2**

2007 (Cincinnati)

Date	Opp	W/L	P/S	Tot	Sol	Ast	Sk	Yds	Int	Yds	PD	FF	FR
Sep 10	Bal	W	1/1	2	1	1	0.0	0.0	0	0	0	0	0
Sep 16	at Cle	L	1/1	10	6	4	0.0	0.0	0	0	0	0	0
Sep 23	at Sea	L	1/1	3	2	1	0.0	0.0	0	0	0	0	0
Oct 1	NE	L	1/1	8	6	2	0.0	0.0	0	0	1	0	0
Oct 14	at KC	L	1/1	6	3	3	1.0	6.0	0	0	0	0	0
Oct 21	NYJ	W	1/1	10	6	4	0.0	0.0	0	0	0	0	0
Oct 28	PIT	L	1/1	11	9	2	0.0	0.0	0	0	0	0	0
Nov 4	at Buf	L	1/1	7	4	3	0.0	0.0	0	0	0	0	0
Nov 11	at Bal	W	1/1	6	2	4	1.0	0.0	0	0	0	0	0
Nov 18	Arz	L	1/1	5	4	1	0.0	0.0	0	0	0	0	0
Nov 25	Ten	W	1/1	4	1	3	0.0	0.0	0	0	0	0	0
Dec 2	at Pit	L	1/1	8	6	2	0.0	0.0	0	0	0	0	0
Dec 9	STL	W	1/1	5	3	2	0.0	0.0	0	0	0	0	0
Dec 15	at SF	L	1/1	8	4	4	0.0	0.0	0	0	0	0	0
Dec 23	Cle	W	1/1	3	3	0	0.0	0.0	0	0	2	0	0
Dec 30	at Mia	W	1/1	7	1	6	0.0	0.0	0	0	0	0	0
TOTALS			**16/16**	**103**	**61**	**42**	**2.0**	**6.0**	**0**	**0**	**3**	**0**	**0**

2008 (San Francisco)

Date	Opp	W/L	P/S	Tot	Sol	Ast	Sk	Yds	Int	Yds	PD	FF	FR
Sep 7	Arz	L	1/1	8	6	2	1.0	7.0	0	0	0	0	0
Sep 14	at Sea	W	1/1	7	3	4	0.0	0.0	0	0	0	0	0
Sep 21	Det	W	1/1	4	3	1	1.0	12.0	1	0	0	1	0
Sep 28	at NO	L	1/1	7	4	3	0.0	0.0	0	0	0	0	0
Oct 5	NE	L	1/1	7	3	4	1.0	3.0	0	0	0	0	0
Oct 12	Phi	L	1/1	5	3	2	0.0	0.0	0	0	0	0	0
Oct 19	at NYG	L	1/1	8	3	5	0.0	0.0	0	0	0	0	0
Oct 26	Sea	L	1/1	5	3	2	0.0	0.0	0	0	0	0	0
Nov 10	at Arz	L	1/1	10	7	3	0.0	0.0	0	0	2	0	0
Nov 16	StL	W	1/1	3	2	1	0.0	0.0	0	0	0	0	0
Nov 24	at Dal	L	1/1	7	4	3	0.0	0.0	0	0	0	0	0
Nov 31	at Buf	W	1/1	7	4	3	1.0	5.0	0	0	0	0	0
Dec 7	NYJ	W	1/1	3	2	1	1.0	6.0	0	0	1	0	0
Dec 14	at Mia	L	1/1	5	3	2	0.0	0.0	0	0	0	0	0
Dec 21	at StL	W	1/1	9	6	3	1.0	5.0	0	0	0	0	0
Dec 28	Was	W	1/1	9	6	3	1.0	13.0	0	0	1	0	0
TOTALS			**16/16**	**104**	**62**	**42**	**7.0**	**51.0**	**1**	**0**	**4**	**1**	**0**



MARVEL SMITH

Ht: 6–5 **Wt:** 321 **Born:** 8/6/78
College: Arizona State
Exp: 10th Year (UFA in '09)
Career Games/Starts: 111/108

A proven starter at both tackle positions, Marvel Smith enters his first year with the 49ers after spending nine seasons as a member of the Pittsburgh Steelers. Smith was part of two Super Bowl Championship teams in Pittsburgh and earned Pro Bowl recognition following the 2004 season. A second–round draft pick by the Steelers in 2000, he opened his rookie season as the team's starting right tackle. Smith eventually moved to the left tackle position, where he remained for his final six seasons in Pittsburgh.

TRANSACTIONS: Originally a second–round (38th pick overall) draft choice by Pit. in 2000…Signed by SF as an unrestricted free agent on 3/30/09.

GOLDMINE:

- After spending the past nine years with the Pittsburgh Steelers, Marvel accumulated so much stuff as a tenured veteran that he was afforded two lockers. Both were filled with photos of his son, protein drinks and various gear. It wasn't until he arrived to his locker in San Francisco that he had to shuffle through everything so it would all fit in one locker.

AWARDS & HONORS:

2004: AFC Pro Bowl

2008 (Pittsburgh):

- Started 5 games at left tackle for Pittsburgh and was inactive 10 contests with a back injury before being placed on Injured Reserve (12/23).
- Helped team rush for 183 yds. vs. Hou. (9/7).
- Left game in 4th qtr. at Jac. (10/5) with back cramps.

PERSONAL:

- A 1996 graduate of Skyline (Oakland, CA) HS, earned first–team All–Bay Area as well as second–team All–East Bay honors as a senior.
- Voted Skyline Offensive Player of the Year and ranked as the 8th–best college prospect in the Bay Area.
- Became school's first lineman to receive a Division 1–A scholarship.
- Born Marvel Amos Smith (8/6/78) in Oakland, CA. Married to wife, Kellie.

SMITH'S NFL STATISTICS

GAMES/STARTS (Regular Season): 2000 (12/9), 2001 (16/16), 2002 (16/16), 2003 (6/6), 2004 (16/16), 2005 (12/12), 2006 (16/16), 2007 (12/12), 2008 (5/5); **CAREER (Regular Season):** 111/108; **GAMES/STARTS (Postseason):** 2001 (2/2), 2002 (2/2), 2004 (2/2), 2005 (4/4); **CAREER (Postseason):** (10/10)



REGGIE SMITH

Ht: 6–1 **Wt:** 200 **Born:** 9/3/86
College: Oklahoma
Exp: 2nd Year (D–3 in '08)
Career Games/Starts: 3/0

Reggie Smith transitions to the safety position in 2009 after lining up at cornerback during his rookie season. A third–round selection in 2008, Smith made starts at both strong safety and cornerback during his collegiate career at Oklahoma. He saw action in 3 games as a rookie in a reserve defensive back role.

TRANSACTIONS: Originally a third–round (75th pick overall) draft choice by SF in 2008.

GOLDMINE:

- Reggie can sew thanks to a Home Economics class he took. One of his best pieces of work was a large pillow.

2008:

- Posted 2 special teams tackles in first action vs. Det. (9/21).
- Saw action vs. StL (11/16) and made first career tackle.
- Recorded 1 special teams tackle vs. NYJ (12/7).

PERSONAL:

- Attended Santa Fe (Edmond, Okla.) HS, lining up as a DB, WR and RB.
- A two–time All–State choice, earning *USA Today* first–team honors as a senior after recording 63 tackles and 6 INTs on defense, while rushing for 935 yds. on 122 carries with 9 TDs and catching 47 passes for 607 yds. with 8 scores.
- Named Oklahoma Offensive Player of the Year as a junior after leading team to Class 6A championship game.
- Also lettered in basketball and track, clocking a personal best 10.8 in the 100–meter dash.
- Born Reginald Smith (9/3/86) in Edmond, OK.

SMITH'S GAME-BY-GAME

2008 San Francisco 49ers

Date	Opp	W/L	P/S	Tot	Sol	Ast	Sk	Yds	Int	Yds	PD	FF	FR
Sep 7	Arz	L					INACTIVE						
Sep 14	at Sea	W					INACTIVE						
Sep 21	Det	W	1/0	0	0	0	0.0	0.0	0	0	0	0	0
Sep 28	at NO	L					INACTIVE						
Oct 5	NE	L					INACTIVE						
Oct 12	Phi	L					INACTIVE						
Oct 19	at NYG	L					INACTIVE						
Oct 26	Sea	L					INACTIVE						
Nov 10	at Arz	L					INACTIVE						
Nov 16	StL	W	1/0	1	1	0	0.0	0.0	0	0	0	0	0
Nov 24	at Dal	L					INACTIVE						
Nov 31	at Buf	W					INACTIVE						
Dec 7	NYJ	W	1/0	0	0	0	0.0	0.0	0	0	0	0	0
Dec 14	at Mia	L					INACTIVE						
Dec 21	at StL	W					INACTIVE						
Dec 28	Was	W					INACTIVE						
TOTALS			**3/0**	**1**	**1**	**0**	**0.0**	**0.0**	**0**	**0**	**0**	**0**	**0**

SMITH'S NFL STATISTICS

				TACKLES					INTERCEPTIONS					FUMBLES		
YEAR	TEAM	GP	GS	TOT	SOL	AST	SACKS	YDS	INT	YDS	LG	TD	PD	FF	FR	YDS
2008	SF	3	0	1	1	0	0.0	0	0	0	0	0	0	0	0	0
TOTALS		**3**	**0**	**1**	**1**	**0**	**0.0**	**0.0**	**0**	**0**	**0**	**0**	**0**	**0**	**0**	**0**

Additional Statistics:
Special Teams Tackles – 3: 2008 (3)



68 T/G

ADAM SNYDER

Ht: 6–6 **Wt:** 325 **Born:** 1/30/82
College: Oregon
Exp: 5th Year (D–3B in '05)
Career Games/Starts: 60/38

As the second of two third–round selections in 2005, Adam Snyder has shown immense versatility by making starts at every position along the line with the exception of center (21 at LT, 7 at LG, 6 at RT and 4 at RG). Snyder opened the 2008 season starting 7 games at left guard before moving to the right tackle position, where he started 6 contests. In 2007, he started the final 10 games of the season at left tackle in place of an injured T Jonas Jennings.

TRANSACTIONS: Originally the second of two third–round (94th pick overall) draft choices by SF in 2005.

GOLDMINE:

- As a 6–6, 325–pound tackle, Snyder had an interesting hobby as a youngster. While growing up in Southern California, he enjoyed spending time inline skating with his friends. While in junior high, Adam and his friends began to skate for Play It Again Sports, a sporting goods store, who would support the skaters with wheels and accessories, making them locally sponsored performers. Adam's greatest stunt on his wheels was a 13–stair rail.
- Enjoys surfing with his wife, Erika, during the offseason.

2008:

- Saw action in 14 games, starting first 7 contests at LG before making 6 starts at right tackle.
- Replaced in starting lineup vs. Sea. (10/26) by G David Baas, but entered game at right tackle in 2nd qtr. when T Barry Sims left with an ankle injury.
- Started at RT at Arz. (11/10) in place of Sims and was part of an offensive line that did not allow a sack. Went on to start following 5 contests at right tackle.
- Left game in 1st qtr. at Mia. (12/14) with an ankle injury.
- Did not play final two contests with an ankle injury.

PERSONAL:

- Attended La Serna (Whittier, CA) HS, where he was a two–year starter and 1999 team captain. A 2nd–team all–CIF honoree, helped team rush for over 2,400 yds. as a senior.
- Born Adam Richard Snyder (1/30/82) in Fullerton, CA. Married to Erika. Couple splits time between Santa Clara, CA and Whittier, CA.
- Majored in journalism/public relations.

SNYDER'S NFL STATISTICS

GAMES/STARTS: 2005 (16/8), 2006 (14/6), 2007 (16/11), 2008 (14/13); **CAREER:** 60/38



90 DE

ISAAC SOPOAGA

(SOW-poh-AH-guh)

Ht: 6–2 **Wt:** 330 **Born:** 9/4/81
College: Hawaii
Exp: 6th Year (D–4A in '04)
Career Games/Starts: 63/23

Isaac Sopoaga has been a key component of the 49ers defensive line rotation since being drafted in the fourth round of the 2004 NFL Draft. His size and athleticism make him an ideal fit for the 49ers 3–4 scheme. Sopoaga set career–highs in 2008 with 15 starts and 66 tackles. Widely considered as one of the strongest players on team, he is one of three 49ers (Moran Norris and Tony Wragge) who work out with 200–pound dumbbells.

TRANSACTIONS: Originally a fourth–round (104th pick overall) draft choice by San Francisco in 2004.

GOLDMINE:

- Growing up in American Samoa, Isaac's first sport was rugby. Part of his conditioning routine was to strengthen his arms by lifting bags filled with coconuts and logs from chopped down trees. The leg workout was also geographically geared. Said Isaac, "Have you ever seen a 325–pound guy climb a coconut tree?"

2008:

- Set a career–high with 66 tackles.
- Had 1 PD and a season–high 6 tackles at NO (9/28).
- Registered 5 tackles and 1 sack vs. NE (10/5).

PERSONAL:

- Majored in general studies.

- Prepped at Samoana (Pago Pago, American Samoa) HS, where he lettered in football, basketball, and baseball.
- Named League's Defensive POY and earned first–team all–league honors as a senior. Earned first–team all–league honors and was a member of League championship team.
- Born Isaac Sopoaga (9/4/81) in Pago Pago, American Samoa.

SOPOAGA'S NFL STATISTICS

				TACKLES					INTERCEPTIONS					FUMBLES		
YEAR	TEAM	GP	GS	TOT	SOL	AST	SACKS	YDS	INT	YDS	LG	TD	PD	FF	FR	YDS
2004	SF	Injured Reserve (BACK)														
2005	SF	16	1	28	18	10	0.0	0.0	0	0	0	0	0	1	0	0
2006	SF	15	2	28	18	10	1.5	7.5	0	0	0	0	2	1	1	0
2007	SF	16	5	58	27	31	1.5	10.0	0	0	0	0	1	0	0	0
2008	SF	16	15	66	40	26	1.0	7.0	0	0	0	0	2	0	0	0
TOTALS		**63**	**23**	**180**	**103**	**77**	**4.0**	**24.5**	**0**	**0**	**0**	**0**	**5**	**2**	**1**	**0**

Sopoaga's Career Highs

Total Tackles: 8 vs. Arz. (12/24/06)
Solo: 5 (4 times) Last vs. Arz. (12/24/06)
Assists: 3 (6 times) Last at NO (9/28/08)
Sacks: 1 (3 times) Last vs. NE (10/5/08)
Passes Defensed: 1 (5 times) Last at NYG (10/19/08)

SOPOAGA'S GAME-BY-GAME

2004

Date	Opp	W/L	P/S	Tot	Sol	Ast	Sk	Yds	Int	Yds	PD	FF	FR
Placed on Injured Reserve on 9/5													

2005

Date	Opp	W/L	P/S	Tot	Sol	Ast	Sk	Yds	Int	Yds	PD	FF	FR
Sep 11	StL	W	1/0	2	2	0	0.0	0.0	0	0	0	0	0
Sep 18	at Phi	L	1/0	1	1	0	0.0	0.0	0	0	0	0	0
Sep 25	Dal	L	1/0	2	0	2	0.0	0.0	0	0	0	0	0
Oct 2	at Arz	L	1/0	2	2	0	0.0	0.0	0	0	0	0	0
Oct 9	Ind	L	1/0	3	3	0	0.0	0.0	0	0	0	1	0
Oct 23	at Was	L	1/0	1	1	0	0.0	0.0	0	0	0	0	0
Oct 30	TB	W	1/0	2	1	1	0.0	0.0	0	0	0	0	0
Nov 6	NYG	L	1/0	0	0	0	0.0	0.0	0	0	0	0	0
Nov 13	at Chi	L	1/0	1	1	0	0.0	0.0	0	0	0	0	0
Nov 20	Sea	L	1/0	1	0	1	0.0	0.0	0	0	0	0	0
Nov 27	at Ten	L	1/1	3	3	0	0.0	0.0	0	0	0	0	0
Dec 4	Arz	L	1/0	2	2	0	0.0	0.0	0	0	0	0	0
Dec 11	at Sea	L	1/0	3	1	2	0.0	0.0	0	0	0	0	0
Dec 18	at Jac	L	1/0	1	0	1	0.0	0.0	0	0	0	0	0
Dec 24	at StL	W	1/0	2	0	2	0.0	0.0	0	0	0	0	0
Jan 1	Hou	W	1/0	2	1	1	0.0	0.0	0	0	0	0	0
TOTALS		**16/1**		**28**	**18**	**10**	**0.0**	**0.0**	**0**	**0**	**0**	**1**	**0**

2006

Date	Opp	W/L	P/S	Tot	Sol	Ast	Sk	Yds	Int	Yds	PD	FF	FR
Sep 10	at Arz	L	1/0	1	1	0	0.0	0.0	0	0	0	0	0
Sep 17	StL	W	1/0	3	2	1	0.0	0.0	0	0	0	0	1
Sep 24	Phi	L	1/0	0	0	0	0.5	4.5	0	0	1	0	0
Oct 1	at KC	L	1/0	0	0	0	0.0	0.0	0	0	0	0	0
Oct 8	Oak	W	1/0	0	0	0	0.0	0.0	0	0	0	0	0
Oct 15	SD	L	1/0	0	0	0	0.0	0.0	0	0	0	1	0
Oct 29	at Chi	L	INACTIVE										
Nov 5	Min	W	1/0	2	1	1	0.0	0.0	0	0	0	0	0
Nov 12	at Det	W	1/0	0	0	0	0.0	0.0	0	0	0	0	0
Nov 19	Sea	W	1/0	2	2	0	0.0	0.0	0	0	0	0	0
Nov 26	at StL	L	1/0	1	1	0	0.0	0.0	0	0	1	0	0
Dec 3	at NO	L	1/0	2	2	0	0.0	0.0	0	0	0	0	0
Dec 10	GB	L	1/0	3	1	2	0.0	0.0	0	0	0	0	0
Dec 14	at Sea	W	1/0	3	1	2	1.0	3.0	0	0	0	0	0
Dec 24	Arz	L	1/1	8	5	3	0.0	0.0	0	0	0	0	0
Dec 31	at Den	W	1/1	3	2	1	0.0	0.0	0	0	0	0	0
TOTALS		**15/2**		**28**	**18**	**10**	**1.5**	**7.5**	**0**	**0**	**2**	**1**	**1**

2007

Date	Opp	W/L	P/S	Tot	Sol	Ast	Sk	Yds	Int	Yds	PD	FF	FR
Sep 10	Arz	W	1/0	4	1	3	0.0	0.0	0	0	0	0	0
Sep 16	at StL	W	1/0	4	3	1	0.5	3.0	0	0	0	0	0
Sep 23	at Pit	L	1/0	4	2	2	0.0	0.0	0	0	0	0	0
Sep 30	Sea	L	1/1	3	2	1	0.0	0.0	0	0	0	0	0
Oct 7	Bal	L	1/0	3	2	1	0.0	0.0	0	0	0	0	0
Oct 21	at NYG	L	1/0	3	1	2	0.0	0.0	0	0	0	0	0
Oct 28	NO	L	1/0	3	1	2	0.0	0.0	0	0	0	0	0
Nov 4	at Atl	L	1/0	2	0	2	0.0	0.0	0	0	0	0	0
Nov 12	at Sea	L	1/0	4	3	1	0.0	0.0	0	0	1	0	0
Nov 18	StL	L	1/1	6	3	3	0.0	0.0	0	0	0	0	0
Nov 25	at Arz	W	1/1	5	3	2	0.0	0.0	0	0	0	0	0
Dec 2	at Car	L	1/1	4	1	3	1.0	7.0	0	0	0	0	0
Dec 9	Min	L	1/1	4	3	1	0.0	0.0	0	0	0	0	0
Dec 15	Cin	W	1/0	3	0	3	0.0	0.0	0	0	0	0	0
Dec 23	TB	W	1/0	2	0	2	0.0	0.0	0	0	0	0	0
Dec 30	at Cle	L	1/0	4	2	2	0.0	0.0	0	0	0	0	0
TOTALS		**16/5**		**58**	**27**	**31**	**1.5**	**10.0**	**0**	**0**	**1**	**0**	**0**

2008

Date	Opp	W/L	P/S	Tot	Sol	Ast	Sk	Yds	Int	Yds	PD	FF	FR
Sep 7	Atl	L	1/1	5	3	2	0.0	0.0	0	0	0	0	0
Sep 14	at NO	W	1/1	3	1	2	0.0	0.0	0	0	0	0	0
Sep 21	at Sea	W	1/1	5	4	1	0.0	0.0	0	0	0	0	0
Sep 28	StL	L	1/1	6	3	3	0.0	0.0	0	0	1	0	0
Oct 5	Arz	L	1/1	5	3	2	1.0	7.0	0	0	0	0	0
Oct 12	at NYJ	L	1/1	4	2	1	0.0	0.0	0	0	0	0	0
Oct 19	at Chi	L	1/1	4	3	2	0.0	0.0	0	0	1	0	0
Oct 26	Sea	L	1/1	4	3	1	0.0	0.0	0	0	0	0	0
Nov 10	Car	L	1/1	4	2	1	0.0	0.0	0	0	0	0	0
Nov 16	at TB	W	1/0	3	2	1	0.0	0.0	0	0	0	0	0
Nov 24	Mia	L	1/1	4	2	2	0.0	0.0	0	0	0	0	0
Nov 31	at StL	W	1/1	3	2	1	0.0	0.0	0	0	0	0	0
Dec 7	at Arz	W	1/1	4	1	2	0.0	0.0	0	0	0	0	0
Dec 14	Was	L	1/1	3	1	2	0.0	0.0	0	0	0	0	0
Dec 21	Buf	W	1/1	4	3	1	0.0	0.0	0	0	0	0	0
Dec 28	at NE	W	1/1	5	5	2	0.0	0.0	0	0	0	0	0
TOTALS		**16/15**		**66**	**40**	**26**	**1.0**	**7.0**	**0**	**0**	**2**	**0**	**0**



36 CB

SHAWNTAE SPENCER

Ht: 6–1 **Wt:** 190 **Born:** 2/22/82
College: Pittsburgh
Exp: 6th Year (D–2B in '04)
Career Games/Starts: 57/40

A physical and quick cornerback, Shawntae Spencer provides the 49ers with a playmaker in the defensive backfield. A second–round draft pick in 2004, Spencer was sidelined the majority of the 2008 season with a knee injury after battling through a quad injury a year prior. He was the team's starting cornerback over his first 3 NFL seasons before serving as the team's nickelback upon the arrival of CB Nate Clements in 2007.

TRANSACTIONS: Originally the second of two second–round (58th pick overall) draft choices by SF in 2004.

GOLOMINE:

- Shawntae was originally a big fan of baseball as a kid, but after getting his first taste of football, he couldn't resist the urge to play the sport. "Growing up in Pittsburgh, football is where it's at," he said. "My first love was baseball, but I got to high school and saw that all of the excitement was at the football games. There were 10,000 plus fans every Friday night and when you are in high school you want to be in that spotlight."

2008

- Posted 2 tackles and 2 special teams stops vs. Arz. (9/7).
- Saw action in nickel package at Sea. (9/14) before leaving game with a knee injury.
- Underwent knee surgery (9/23) and was placed on Injured Reserve (10/16).

PERSONAL:

- Prepped at Woodland Hills (PA) HS, where he helped team to a 22–4 record over last 2 seasons, including a 13–1 mark in 1999 and a 9–3 record in 1998.
- Began senior year in secondary, but moved to starting quarterback later in year. Rushed 43 times for 154 yds. with 4 TDs, completed 30 of 77 passes for 543 yds. with 5 TDs, and recorded 56 tackles, 3 INTs and 1 FR on defense.
- Also lettered twice in track, finishing 2nd in WPIAL and 6th at state championships in long jump as junior.
- Born Shawntae Spencer (2/22/82) in Rankin, PA.
- Majored in economics.

SPENCER'S NFL STATISTICS

				TACKLES					INTERCEPTIONS					FUMBLES		
YEAR	TEAM	GP	GS	TOT	SOL	AST	SACKS	YDS	INT	YDS	LG	TD	PD	FF	FR	YDS
2004	SF	16	12	66	57	9	0.0	0.0	0	0	0	0	12	1	0	0
2005	SF	15	14	76	69	7	0.0	0.0	4	85	61t	1	14	0	0	0
2006	SF	13	13	74	62	12	2.0	11.0	1	11	11	0	8	1	2	11
2007	SF	11	1	31	27	4	0.0	0.0	1	0	0	0	2	0	0	0
2008	SF	2	0	3	3	0	0.0	0.0	0	0	0	0	0	0	0	0
TOTALS		57	40	250	218	32	2.0	11.0	6	96	61t	1	36	2	2	11

Additional Statistics:

Special Teams Tackles – 9: 2004 (2), 2005 (1), 2007 (4), 2008 (2)

Spencer's Career Highs

Total Tackles: 10 at Arz. (12/12/04)
Passes Defensed: 4 at Ten. (11/27/05)
INTs: 1 (6 times) Last vs. Arz. (9/10/07)
INT Long: 61 at Ten. (11/27/05)
TDs: 1 at Ten. (11/27/05)
Sacks: 1 (2 times) Last at Den. (12/31/06)

SPENCER'S GAME-BY-GAME

2004

Date	Opp	W/L	P/S	Tot	Sol	Ast	Sk	Yds	Int	Yds	PD	FF	FR
Sep 12	Atl	L	1/0	4	3	1	0.0	0.0	0	0	1	0	0
Sep 19	at NO	L	1/0	2	2	0	0.0	0.0	0	0	0	0	0
Sep 26	at Sea	L	1/1	6	5	1	0.0	0.0	0	0	2	0	0
Oct 3	StL	L	1/0	1	1	0	0.0	0.0	0	0	0	0	0
Oct 10	Arz	W	1/1	6	6	0	0.0	0.0	0	0	1	0	0
Oct 17	at NYJ	L	1/1	6	4	2	0.0	0.0	0	0	1	0	0
Oct 31	at Chi	L	1/1	3	3	0	0.0	0.0	0	0	1	0	0
Nov 7	Sea	L	1/1	3	3	0	0.0	0.0	0	0	1	0	0
Nov 14	Car	L	1/0	0	0	0	0.0	0.0	0	0	0	0	0
Nov 21	at TB	L	1/1	6	5	1	0.0	0.0	0	0	0	0	0
Nov 28	Mia	L	1/1	3	3	0	0.0	0.0	0	0	1	0	0
Dec 5	at StL	L	1/1	4	3	1	0.0	0.0	0	0	0	0	0
Dec 12	at Arz	W	1/1	10	9	1	0.0	0.0	0	0	1	0	0
Dec 18	Was	L	1/1	2	2	0	0.0	0.0	0	0	0	0	0
Dec 26	Buf	L	1/1	8	6	2	0.0	0.0	0	0	1	1	0
Jan 2	at NE	L	1/1	2	2	0	0.0	0.0	0	0	2	0	0
TOTALS			**16/12**	**66**	**57**	**9**	0.0	0.0	**0**	**0**	12	1	0

2005

Date	Opp	W/L	P/S	Tot	Sol	Ast	Sk	Yds	Int	Yds	PD	FF	FR
Sep 11	StL	W	1/1	3	2	1	0.0	0.0	0	0	2	0	0
Sep 18	at Phi	L	1/1	3	3	0	0.0	0.0	0	0	2	0	0
Sep 25	Dal	L	1/1	5	5	0	0.0	0.0	0	0	0	0	0
Oct 2	at Arz	L	1/1	6	6	0	0.0	0.0	0	0	0	0	0
Oct 9	Ind	L	1/1	7	6	1	0.0	0.0	0	0	0	0	0
Oct 23	at Was	L	1/1	8	7	1	0.0	0.0	0	0	0	0	0
Oct 30	TB	W	1/1	4	3	1	0.0	0.0	1	24	1	0	0
Nov 6	NYG	L	1/1	9	8	1	0.0	0.0	0	0	2	0	0
Nov 13	at Chi	L	1/1	2	2	0	0.0	0.0	1	0	1	0	0
Nov 20	Sea	L	1/1	3	3	0	0.0	0.0	0	0	0	0	0
Nov 27	at Ten	L	1/1	4	4	0	0.0	0.0	1	61t	4	0	0
Dec 4	Arz	L	1/1	4	4	0	0.0	0.0	0	0	1	0	0
Dec 11	at Sea	L	1/1	8	8	0	0.0	0.0	0	0	2	0	0
Dec 18	at Jac	L					INACTIVE (Quad)						
Dec 24	at StL	W	1/0	5	4	1	0.0	0.0	1	0	1	0	0
Jan 1	Hou	W	1/1	5	4	1	0.0	0.0	0	0	1	0	0
TOTALS			**15/14**	**76**	**69**	**7**	0.0	0.0	**4**	**85**	14	0	0

2006

Date	Opp	W/L	P/S	Tot	Sol	Ast	Sk	Yds	Int	Yds	PD	FF	FR
Sep 10	at Arz	L	1/1	5	5	0	0.0	0.0	0	0	1	0	0
Sep 17	StL	W	1/1	4	4	0	0.0	0.0	0	0	1	0	0
Sep 24	Phi	L	1/1	7	7	0	0.0	0.0	0	0	1	0	1
Oct 1	at KC	L	1/1	7	7	0	0.0	0.0	0	0	0	0	0
Oct 8	Oak	W	1/1	5	4	1	0.0	0.0	0	0	0	0	0
Oct 15	SD	L	1/1	7	7	0	0.0	0.0	0	0	1	0	0
Oct 29	at Chi	L	1/1	6	5	1	0.0	0.0	0	0	0	0	0
Nov 5	Min	W	1/1	9	5	4	0.0	0.0	0	0	0	0	1
Nov 12	at Det	W	1/1	3	2	1	1.0	3.0	0	0	1	1	0
Nov 19	Sea	W	1/1	5	4	1	0.0	0.0	0	0	1	0	0
Nov 26	at StL	L					INACTIVE (Ankle)						
Dec 3	at NO	L					INACTIVE (Ankle)						
Dec 10	GB	L					INACTIVE (Ankle)						
Dec 14	at Sea	W	1/1	8	6	2	0.0	0.0	1	0	1	0	0
Dec 24	Arz	L	1/1	2	1	1	0.0	0.0	0	0	1	0	0
Dec 31	at Den.	W	1/1	6	5	1	1.0	8.0	0	0	0	0	0
TOTALS			**13/13**	**74**	**62**	**12**	2.0	11.0	1	0	8	1	2

2007

Date	Opp	W/L	P/S	Tot	Sol	Ast	Sk	Yds	Int	Yds	PD	FF	FR
Sep 10	Arz	W	1/0	3	3	0	0.0	0.0	1	0	0	0	0
Sep 16	at StL	W	1/0	5	5	0	0.0	0.0	0	0	1	0	0
Sep 23	at Pit	L	1/0	2	2	0	0.0	0.0	0	0	1	0	0
Sep 30	Sea	L	1/0	3	1	2	0.0	0.0	0	0	0	0	0
Oct 7	Bal	L	1/0	2	1	1	0.0	0.0	0	0	0	0	0
Oct 21	at NYG	L	1/0	1	1	0	0.0	0.0	0	0	0	0	0
Oct 28	NO	L	1/0	3	2	1	0.0	0.0	0	0	0	0	0
Nov 4	at Atl	L	1/1	4	4	0	0.0	0.0	0	0	0	0	0
Nov 12	at Sea	L	1/0	2	2	0	0.0	0.0	0	0	0	0	0
Nov 18	StL	L	1/0	4	4	0	0.0	0.0	0	0	0	0	0
Nov 25	at Arz	W	1/0	2	2	0	0.0	0.0	0	0	0	0	0
Dec 2	at Car	L					INACTIVE (Quad)						
Dec 9	Min	L					INACTIVE (Quad)						
Dec 15	Cin	W					INACTIVE (Quad)						
Dec 23	TB	W					INACTIVE (Quad)						
Dec 30	at Cle	L					INACTIVE (Quad)						
TOTALS			**11/1**	**31**	**27**	**4**	0.0	0.0	1	0	2	0	0

2008

Date	Opp	W/L	P/S	Tot	Sol	Ast	Sk	Yds	Int	Yds	PD	FF	FR
Sep 7	Arz	L	1/0	2	2	0	0.0	0.0	0	0	0	0	0
Sep 14	at Sea	W	1/0	1	1	0	0.0	0.0	0	0	0	0	0
Sep 21	Det	W					INACTIVE (Knee)						
Sep 28	at NO	L					INACTIVE (Knee)						
Oct 5	NE	L					INACTIVE (Knee)						
Oct 12	Phi	L					INACTIVE (Knee)						
							Placed on Injured Reserve on 10/16						
TOTALS			**2/0**	**3**	**3**	**0**	0.0	0.0	**0**	0	0	0	0

51 LB



TAKEO SPIKES
(tuh-KEE-oh)

Ht: 6–2 **Wt:** 242 **Born:** 12/17/76
College: Auburn
Exp: 12th Year (UFA in '08)
Career Games/Starts: 156/152

Takeo Spikes provides the 49ers with a proven leader and playmaker at linebacker. Spikes joined the 49ers in August of 2008 and quickly found his niche, lining up as starting linebacker 4 games into the season. He was named the team's Matt Hazeltine Award winner following the season, which is given to the 49ers most courageous and inspirational defensive player. Spikes, a former first–round draft choice by Cincinnati in 1998, spent his first five years with the Bengals before serving four seasons with Buffalo and one season with Philadelphia.

TRANSACTIONS: Originally a first–round (13th pick overall) draft choice by Cin. in 1998...Signed by Buf. on 3/10/03... Traded to Phi. from Buf. on 3/26/07 as part of a three–player trade...Waived by Phi. on 3/6/08...Signed by SF as a free agent on 8/10/08...Signed by SF as an unrestricted free agent on 2/27/09.

GOLDMINE:

- Was appointed by NFL commissioner Roger Goodell, in conjunction with the NFLPA, to the first–ever NFL Player Advisory Council in 2007. The six–man committee, which was composed of Spikes, Jaguars S Donovin Darius, Vikings FB Tony Richardson, Redskins WR James Thrash, and free–agent S Troy Vincent, was established to help regularly advise commissioner Goodell on a wide range of issues that affect NFL players. "This is a tremendous honor and I'm going to take it seriously. I am looking forward to being a link between the players and the league, the players and management."
- His parents named him "Takeo" after Japanese Prime Minister Takeo Miki, who served from 1974–76. "They didn't know a lot about him, but they're big into name research. Takeo means 'great warrior' in Japanese. I guess that's what sealed the deal."
- Launched 51 Ways, Inc. with former Eagles/Giants LB Carlos Emmons in 2003. Both Spikes and Emmons grew up in Georgia and have lost family members to cancer. The foundation is dedicated to supporting families of children diagnosed with cancer and/or blood disorders by providing financial, spiritual, and physical resources. To learn more about 51 Ways, Inc. and their upcoming events, log on to www.TakeoSpikes51.com.

AWARDS & HONORS:

2001: AFC Player of the Week (2)
2003: AFC Pro Bowl
2004: AFC Pro Bowl, AP All–Pro
2008: Matt Hazeltine Award

CAREER HIGHLIGHTS:

- A two–time Pro Bowl selection (2003–04) and All–Pro (2004).
- Has totaled nine 100–plus tackle seasons in his 11–year career.
- His 15 career INTs rank tied for 8th among active NFL linebackers during that span.
- Posted INTs in 3 consecutive games in 2008, marking the longest streak by a 49ers linebacker in team history.

2008 (San Francisco):

- Ranked 2nd on team with 122 tackles and tied for 1st with 3 INTs and 2 FFs. Took over starting inside linebacker role 4 games into season after alternating with LB Jeff Ulbrich in first 3 contests.
- Tallied 5 tackles, 1 FF and 1 PD vs. Det. (9/21).
- Made first start as a 49er at NO (9/28) and posted 6 tackles, 1 INT and 1 PD. Picked off a QB Drew Brees pass in 1st qtr., marking his first INT since 2004 when he had 5.
- Recorded a season–high 14 tackles and an INT vs. NE (10/6). The pick came off a tipped ball by DT Aubrayo Franklin on third play of game.
- Posted an INT for the 3rd consecutive week vs. Phi (10/12). The INT occurred in 3rd qtr. off QB Donovan McNabb as Eagles were driving deep into 49ers territory.

PERSONAL:

- Earned All–America honors and was named Georgia Player of the Year as a senior at Washington County (Sandersville, GA) HS.
- Goes by nicknames "TKO" and "Spikedog."
- Has one daughter, Jakai, which means "beautiful flower" in Japanese.
- Was raised by father, Jimmie, and mother, Lillie. Jimmie worked in a chalk mining plant and Lillie was a special education teacher for children in grades 9–12. Takeo's first job was working with his father in the chalk mining plant.
- Born Takeo Gerard Spikes (12/17/76) in Sandersville, GA.

SPIKES' NFL STATISTICS

				TACKLES					INTERCEPTIONS					FUMBLES		
YEAR	TEAM	GP	GS	TOT	SOL	AST	SACKS	YDS	INT	YDS	LG	TD	PD	FF	FR	YDS
1998	CIN	16	16	112	95	17	2.0	19.0	0	0	0	0	0	0	0	0
1999	CIN	16	16	105	82	23	3.0	14.0	2	7	7	0	6	3	4	0
2000	CIN	16	16	128	109	19	2.0	16.0	2	12	7	0	5	0	3	0
2001	CIN	15	15	173	114	59	6.0	58.0	1	66	66t	1	4	1	0	0
2002	CIN	16	16	171	113	58	1.5	12.0	0	0	0	0	1	1	4	45
2003	BUF	16	16	144	98	46	2.0	14.0	2	1	1	0	8	1	2	29
2004	BUF	16	16	111	74	37	3.0	16.0	5	122	62t	2	17	3	1	0
2005	BUF	3	3	18	12	6	1.0	8.0	0	0	0	0	0	1	0	0
2006	BUF	12	11	76	51	25	1.0	16.0	0	0	0	0	3	1	0	0
2007	PHI	14	14	139	90	49	1.0	0.0	0	0	0	0	7	0	0	0
2008	SF	16	13	122	75	47	1.0	6.0	3	14	13	0	5	2	1	0
TOTALS		156	152	1,299	913	386	23.5	179.0	15	222	66t	3	56	13	15	74

Special Teams Tackles – 4: 1998 (2), 1999 (2)

Touchdowns – 4: 2001 [66–yd. INT return vs. Bal., 9/23/01 (QB Elvis Grbac)], 2002 [45–yd. FR at Car., 12/8/02], 2004 [11–yd. INT return vs. Mia., 10/17/04 (QB Jay Fiedler)], [62–yd. INT return at Cin., 12/19/04 (QB Jon Kitna)]

Spikes' Career Highs

Total Tackles: 18 vs. SD (9/8/02)
Solo: 14 at Bal. (12/23/01)
Sacks: 2 at Ten. (1/6/02)

Interceptions: 2 vs. NE (9/7/03)
Interception Long: 1 (7 times) 66t vs. Bal. (9/23/01)

SPIKES' GAME-BY-GAME

1998 (Cincinnati)

Date	Opp	W/L	P/S	Tot	Sol	Ast	Sk	Yds	Int	Yds	PD	FF	FR
Sep 6	Ten	L	1/1	8	8	0	0.0	0.0	0	0	0	0	0
Sep 13	at Det	W	1/1	8	5	3	0.0	0.0	0	0	0	0	0
Sep 20	GB	L	1/1	4	4	0	1.0	12.0	0	0	0	0	0
Sep 27	at Bal	L	1/1	11	11	0	1.0	7.0	0	0	0	0	0
Oct 11	Pit	W	1/1	5	5	0	0.0	0.0	0	0	0	0	0
Oct 18	at Ten	L	1/1	10	8	2	0.0	0.0	0	0	0	0	0
Oct 25	at Oak	L	1/1	9	9	0	0.0	0.0	0	0	0	0	0
Nov 1	Den L	L	1/1	6	5	1	0.0	0.0	0	0	0	0	0
Nov 8	at Jac	L	1/1	6	4	2	0.0	0.0	0	0	0	0	0
Nov 15	at Min	L	1/1	5	5	0	0.0	0.0	0	0	0	0	0
Nov 22	Bal L	L	1/1	5	5	0	0.0	0.0	0	0	0	0	0
Nov 29	Jac	L	1/1	9	7	2	0.0	0.0	0	0	0	0	0
Dec 6	Buf	L	1/1	2	1	1	0.0	0.0	0	0	0	0	0
Dec 13	at Ind	L	1/1	7	5	2	0.0	0.0	0	0	0	0	0
Dec 20	at Pit	W	1/1	6	4	2	0.0	0.0	0	0	0	0	0
Dec 27	TB	L	1/1	11	9	2	0.0	0.0	0	0	0	0	0
TOTALS			16/16	112	95	17	2.0	19.0	0	0	0	0	0

1999 (Cincinnati)

Date	Opp	W/L	P/S	Tot	Sol	Ast	Sk	Yds	Int	Yds	PD	FF	FR
Sep 12	at Ten	L	1/1	5	3	2	1.0	6.0	0	0	1	1	1
Sep 19	SD	L	1/1	3	2	1	0.0	0.0	0	0	0	0	0
Sep 26	at Car	L	1/1	7	4	3	0.0	0.0	0	0	0	1	0
Oct 3	StL	L	1/1	4	3	1	0.0	0.0	0	0	0	0	1
Oct 10	at Cle	W	1/1	4	4	0	0.0	0.0	0	0	0	0	0
Oct 17	Pit	L	1/1	4	3	1	0.0	0.0	0	0	1	0	0
Oct 24	at Ind	L	1/1	9	6	3	0.0	0.0	0	0	0	0	0
Oct 31	Jac	L	1/1	5	5	0	0.0	0.0	0	0	0	0	0
Nov 7	at Sea	L	1/1	7	6	1	0.0	0.0	1	7	1	0	0
Nov 14	Ten	L	1/1	12	10	2	0.0	0.0	0	0	0	1	0
Nov 21	Bal	L	1/1	7	6	1	1.0	5.0	1	0	2	0	1
Nov 28	at Pit	W	1/1	7	3	4	0.0	0.0	0	0	0	0	1
Dec 5	SF	W	1/1	8	6	2	0.0	0.0	0	0	0	0	0
Dec 12	Cle	W	1/1	5	5	0	1.0	3.0	0	0	0	0	0
Dec 26	at Bal	L	1/1	8	7	1	0.0	0.0	0	0	0	0	0
Jan 2	at Jac	L	1/1	10	9	1	0.0	0.0	0	0	1	0	0
TOTALS			16/16	105	82	23	3.0	14.0	2	7	6	3	4

2000 (Cincinnati)

Date	Opp	W/L	P/S	Tot	Sol	Ast	Sk	Yds	Int	Yds	PD	FF	FR
Sep 10	Cle	L	1/1	6	4	2	0.0	0.0	1	5	1	0	0
Sep 17	at Jac	L	1/1	9	7	2	1.0	8.0	0	0	0	0	0
Sep 24	at Bal	L	1/1	14	12	2	0.0	0.0	0	0	0	0	0
Oct 1	Mia	L	1/1	7	6	1	0.0	0.0	1	7	1	0	0
Oct 8	Ten	L	1/1	9	9	0	0.0	0.0	0	0	0	0	0
Oct 15	at Pit	L	1/1	9	7	2	0.0	0.0	0	0	0	0	0
Oct 22	Den	W	1/1	10	9	1	0.0	0.0	0	0	1	0	0
Oct 29	at Cle	W	1/1	6	5	1	0.0	0.0	0	0	0	0	0
Nov 5	Bal	L	1/1	10	7	3	0.0	0.0	0	0	0	0	0
Nov 12	at Dal	L	1/1	7	6	1	0.0	0.0	0	0	0	0	1
Nov 19	at NE	L	1/1	8	7	1	0.0	0.0	0	0	0	0	0
Nov 26	Pit	L	1/1	6	4	2	0.0	0.0	0	0	0	0	0
Dec 3	Arz	W	1/1	6	6	0	0.0	0.0	0	0	0	0	0
Dec 10	at Ten	L	1/1	9	8	1	0.0	0.0	0	0	0	0	0
Dec 17	Jac	W	1/1	7	5	0	1.0	8.0	0	0	1	0	2
Dec 24	at Phi	L	1/1	7	7	0	0.0	0.0	0	0	1	0	2
TOTALS			16/16	128	109	19	2.0	16.0	2	12	5	0	3

2001 (Cincinnati)

Date	Opp	W/L	P/S	Tot	Sol	Ast	Sk	Yds	Int	Yds	PD	FF	FR
Sep 9	NE	W	1/1	13	10	3	1.0	7.0	0	0	0	0	0
Sep 23	Bal	W	1/1	11	7	4	0.0	0.0	1	66	0	0	0
Sep 30	at SD	L	1/1	9	6	3	0.0	0.0	0	0	0	0	0
Oct 7	at Pit	L	1/1	10	7	3	1.0	12.0	0	0	0	0	0
Oct 14	Cle	W	INACTIVE (Personal)										
Oct 21	Chi	L	1/1	7	4	3	0.0	0.0	0	0	0	0	0
Oct 28	at Det	W	1/1	12	9	3	1.0	4.0	0	0	0	0	0
Nov 11	at Jac	L	1/1	10	5	5	1.0	12.0	0	0	0	0	0
Nov 18	Ten	L	1/1	15	8	7	0.0	0.0	0	0	1	0	0
Nov 25	at Cle	L	1/1	17	8	9	0.0	0.0	0	0	0	0	0
Dec 2	TB	L	1/1	12	10	2	0.0	0.0	0	0	0	0	0
Dec 9	Jac	L	1/1	11	6	5	0.0	0.0	0	0	0	0	0
Dec 16	at NYJ	L	1/1	9	8	1	0.0	0.0	0	0	1	0	0
Dec 23	at Bal	L	1/1	17	14	3	0.0	0.0	0	0	1	0	0
Dec 30	Pit	W	1/1	9	4	5	0.0	0.0	0	0	0	0	0
Jan 6	at Ten	W	1/1	11	8	3	2.0	23.0	0	0	1	1	0
TOTALS			15/15	173	114	59	6.0	58.0	1	66	4	1	0

SPIKES' GAME-BY-GAME

2002 (Cincinnati)

Date	Opp	W/L	P/S	Tot	Sol	Ast	Sk	Yds	Int	Yds	PD	FF	FR
Sep 8	SD	L	1/1	18	13	5	0.0	0.0	0	0	0	0	0
Sep 15	at Cle	L	1/1	6	4	2	0.0	0.0	0	0	0	0	0
Sep 22	at Atl	L	1/1	11	9	2	0.0	0.0	0	0	0	0	0
Sep 29	TB	L	1/1	9	7	2	0.0	0.0	0	0	0	0	0
Oct 6	at Ind	L	1/1	10	8	2	0.0	0.0	0	0	0	0	0
Oct 13	Pit	L	1/1	11	5	6	1.0	9.0	0	0	0	0	0
Oct 27	Ten	L	1/1	6	2	4	0.0	0.0	0	0	0	0	0
Nov 3	at Hou	W	1/1	9	7	2	0.0	0.0	0	0	0	0	0
Nov 10	at Bal	L	1/1	10	4	6	0.0	0.0	0	0	0	0	0
Nov 17	Cle	L	1/1	11	7	4	0.0	0.0	0	0	0	0	0
Nov 24	at Pit	L	1/1	8	7	1	0.0	0.0	0	0	0	0	0
Dec 1	Bal	L	1/1	13	10	3	0.0	0.0	0	0	0	0	0
Dec 8	at Car	L	1/1	11	3	8	0.0	0.0	0	0	0	0	1
Dec 15	Jac	L	1/1	14	13	1	0.0	0.0	0	0	0	0	0
Dec 22	NO	W	1/1	8	5	3	0.0	0.0	0	0	0	0	2
Dec 29	at Buf	L	1/1	16	9	7	0.5	3.0	0	0	1	1	1
TOTALS			**16/16**	**171**	**113**	**58**	**1.5**	**12.0**	**0**	**0**	**1**	**1**	**4**

2003 (Buffalo)

Date	Opp	W/L	P/S	Tot	Sol	Ast	Sk	Yds	Int	Yds	PD	FF	FR
Sep 7	NE	W	1/1	7	6	1	0.0	0.0	2	1	3	0	0
Sep 14	at Jac	W	1/1	9	8	2	1.0	7.0	0	0	0	0	0
Sep 21	at Mia	L	1/1	8	1	7	0.0	0.0	0	0	0	0	1
Sep 28	Phi	L	1/1	9	6	3	0.0	0.0	0	0	1	0	0
Oct 5	Cin	W	1/1	10	6	4	0.0	0.0	0	0	0	0	0
Oct 12	at NYJ	L	1/1	10	5	5	0.0	0.0	0	0	0	0	0
Oct 19	Was	W	1/1	5	4	1	0.0	0.0	0	0	1	0	0
Oct 26	at KC	L	1/1	9	8	1	0.0	0.0	0	0	0	0	0
Nov 9	at Dal	L	1/1	9	6	3	0.0	0.0	0	0	1	0	0
Nov 16	Hou	L	1/1	13	8	5	0.0	0.0	0	0	0	0	0
Nov 23	Ind	L	1/1	11	9	2	0.0	0.0	0	0	0	0	0
Nov 30	at NYG	W	1/1	6	4	2	1.0	7.0	0	0	1	1	0
Dec 7	NYJ	W	1/1	8	6	2	0.0	0.0	0	0	0	0	0
Dec 14	at Ten	L	1/1	11	7	4	0.0	0.0	0	0	1	0	0
Dec 21	Mia	L	1/1	11	5	6	0.0	0.0	0	0	0	0	0
Dec 27	at NE	L	1/1	8	4	4	0.0	0.0	0	0	0	0	1
TOTALS			**16/16**	**144**	**98**	**46**	**2.0**	**14.0**	**2**	**1**	**8**	**1**	**2**

2004 (Buffalo)

Date	Opp	W/L	P/S	Tot	Sol	Ast	Sk	Yds	Int	Yds	PD	FF	FR
Sep 12	Jac	L	1/1	6	5	1	0.0	0.0	0	0	1	0	0
Sep 19	at Oak	L	1/1	6	4	2	0.0	0.0	0	0	0	0	0
Oct 3	NE	L	1/1	9	7	2	0.0	0.0	0	0	0	0	0
Oct 10	at NYJ	L	1/1	7	3	4	0.0	0.0	0	0	0	0	0
Oct 17	Mia	W	1/1	2	2	0	0.0	0.0	1	11	3	0	0
Oct 24	at Bal	L	1/1	12	9	3	1.0	1.0	0	0	0	0	0
Oct 31	Arz	W	1/1	8	5	3	0.0	0.0	0	0	0	0	0
Nov 7	NYJ	W	1/1	5	5	0	0.0	0.0	0	0	0	0	0
Nov 14	at NE	L	1/1	11	6	5	0.0	0.0	0	0	0	0	0
Nov 21	StL	W	1/1	7	5	2	0.0	0.0	1	0	3	0	0
Nov 28	at Sea	W	1/1	4	3	1	1.0	6.0	0	0	3	0	0
Dec 5	at Mia	W	1/1	7	4	3	0.0	0.0	1	33	2	0	0
Dec 12	Cle	W	1/1	7	6	1	0.0	0.0	0	0	1	2	0
Dec 19	at Cin	W	1/1	5	2	3	0.0	0.0	1	62t	1	0	1
Dec 26	at SF	W	1/1	9	6	3	1.0	9.0	0	0	1	1	0
Jan 2	Pit	L	1/1	6	2	4	0.0	0.0	1	16	2	0	0
TOTALS			**16/16**	**111**	**74**	**37**	**3.0**	**16.0**	**5**	**122**	**17**	**3**	**1**

2005 (Buffalo)

Date	Opp	W/L	P/S	Tot	Sol	Ast	Sk	Yds	Int	Yds	PD	FF	FR
Sep 11	Hou	W	1/1	6	4	2	1.0	8.0	0	0	0	1	0
Sep 18	at TB	L	1/1	10	7	3	0.0	0.0	0	0	0	0	0
Sep 25	Atl	L	1/1	2	1	1	0.0	0.0	0	0	0	0	0
							Placed on Injured Reserve on 9/28						
TOTALS			**3/3**	**18**	**12**	**6**	**1.0**	**8.0**	**0**	**0**	**0**	**1**	**0**

2006 (Buffalo)

Date	Opp	W/L	P/S	Tot	Sol	Ast	Sk	Yds	Int	Yds	PD	FF	FR
Sep 10	at NE	L	1/1	1	1	0	1.0	16.0	0	0	0	1	0
Sep 17	at Mia	W					INACTIVE (Hamstring)						
Sep 24	NYJ	L					INACTIVE (Hamstring)						
Oct 1	Min	W					INACTIVE (Hamstring)						
Oct 8	at Chi	L					INACTIVE (Hamstring)						
Oct 15	at Det	L	1/0	5	3	2	0.0	0.0	0	0	0	0	0
Oct 22	NE	L	1/1	4	4	0	0.0	0.0	0	0	0	0	0
Nov 5	GB	W	1/1	9	6	3	0.0	0.0	0	0	1	0	0
Nov 12	at Ind	L	1/1	10	6	4	0.0	0.0	0	0	0	0	0
Nov 19	at Hou	W	1/1	5	2	3	0.0	0.0	0	0	0	0	0
Nov 26	Jac	W	1/1	4	0	4	0.0	0.0	0	0	0	0	0
Dec 3	SD	L	1/1	8	7	1	0.0	0.0	0	0	1	0	0
Dec 10	at NYJ	W	1/1	4	2	2	0.0	0.0	0	0	0	0	0
Dec 17	Mia	L	1/1	8	5	3	0.0	0.0	0	0	0	0	0
Dec 24	Ten	L	1/1	5	4	1	0.0	0.0	0	0	1	0	0
Dec 31	at Bal	L	1/1	13	11	2	0.0	0.0	0	0	0	0	0
TOTALS			**12/11**	**76**	**51**	**25**	**1.0**	**16.0**	**0**	**0**	**3**	**1**	**0**

2007 (Philadelphia)

Date	Opp	W/L	P/S	Tot	Sol	Ast	Sk	Yds	Int	Yds	PD	FF	FR
Sep 9	at GB	L	1/1	12	10	2	0.0	0.0	0	0	1	0	0
Sep 17	Was	L	1/1	10	7	3	0.0	0.0	0	0	0	0	0
Sep 23	Det	W	1/1	6	5	1	0.0	0.0	0	0	0	0	0
Sep 30	at NYG	L	1/1	9	6	3	0.0	0.0	0	0	0	0	0
Oct 14	at NYJ	W	1/1	9	6	3	0.0	0.0	0	0	0	0	0
Oct 21	Chi	L	1/1	10	6	4	0.0	0.0	0	0	0	0	0
Oct 28	at Min	W	1/1	8	4	4	0.0	0.0	0	0	1	0	0
Nov 4	Dal	L	1/1	12	7	5	0.0	0.0	0	0	0	0	0
Nvo 11	at Was	W	1/1	12	9	3	0.0	0.0	0	0	0	0	0
Nov 18	Mia	W	1/1	11	7	4	0.0	0.0	0	0	3	0	0
Nov 25	at NE	L	1/1	9	5	4	0.0	0.0	0	0	0	0	0
Dec 2	Sea	L	1/1	11	8	3	1.0	0.0	0	0	0	0	0
Dec 9	NYG	L	1/1	11	3	8	0.0	0.0	0	0	0	0	0
Dec 16	at Dal	W	1/1	9	7	2	0.0	0.0	0	0	2	0	0
							Placed on Injured Reserve on 12/19						
TOTALS			**14/14**	**139**	**90**	**49**	**1.0**	**0.0**	**0**	**0**	**7**	**0**	**0**

2008 (San Francisco)

Date	Opp	W/L	P/S	Tot	Sol	Ast	Sk	Yds	Int	Yds	PD	FF	FR
Sep 7	Arz	L	1/0	6	3	3	0.0	0.0	0	0	0	0	0
Sep 14	at Sea	W	1/0	8	4	4	0.0	0.0	0	0	0	0	0
Sep 21	Det	W	1/0	5	3	2	0.0	0.0	0	0	1	1	0
Sep 28	at NO	L	1/1	6	4	2	0.0	0.0	1	0	1	0	0
Oct 5	NE	L	1/1	14	8	6	0.0	0.0	1	13	0	0	0
Oct 12	Phi	L	1/1	7	4	3	0.0	0.0	1	1	0	0	0
Oct 19	at NYG	L	1/1	7	4	3	0.0	0.0	0	0	1	0	0
Oct 26	Sea	L	1/1	6	4	2	0.0	0.0	0	0	0	0	0
Nov 10	at Arz	L	1/1	5	4	1	0.0	0.0	0	0	0	0	0
Nov 16	StL	W	1/1	7	4	3	0.0	0.0	0	0	1	0	0
Nov 24	at Dal	L	1/1	11	9	2	0.0	0.0	0	0	0	0	0
Nov 31	at Buf	W	1/1	13	7	6	0.0	0.0	0	0	0	1	0
Dec 7	NYJ	W	1/1	5	3	2	0.0	0.0	0	0	0	0	0
Dec 14	at Mia	L	1/1	6	3	3	0.0	0.0	0	0	0	0	0
Dec 21	at StL	W	1/1	9	6	3	1.0	6.0	0	0	1	0	0
Dec 28	Was	W	1/1	7	5	2	0.0	0.0	0	0	0	0	1
TOTALS			**16/13**	**122**	**75**	**47**	**1.0**	**6.0**	**3**	**14**	**5**	**2**	**1**

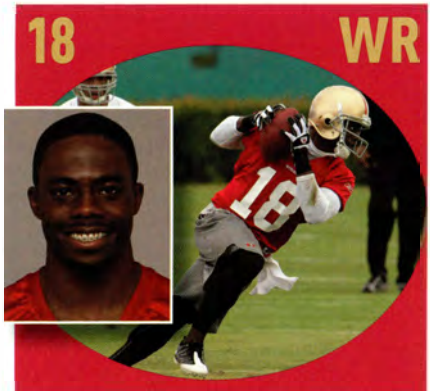

MICHEAL SPURLOCK

Ht: 5–11 **Wt:** 200 **Born:** 1/31/83
College: Mississippi
Exp: 2nd Year (FA in '09)
Career Games/Starts: 8/0

A fleet–footed returner, Micheal Spurlock joins the 49ers after spending time as a member of the Tampa Bay Buccaneers and Arizona Cardinals. He has played in 8 career games and 1 postseason contest, seeing the most action in 2007 as a kick returner for the Buccaneers, where he made history with the franchise's first kickoff return for a touchdown.

TRANACTIONS: Originally signed by Arz. as a rookie free agent on 9/3/06…Signed by Arz. to the practice squad on 9/4/06...Signed by Arz. to the active roster from the practice squad on 12/29/06...Waived by Arz. on 8/31/07...Signed by TB to the practice squad on 9/4/07...Waived from TB practice squad on 9/18/07...Signed to TB practice squad on 9/26/07...Signed by TB to active roster on 11/1/07...Waived by TB on 8/31/07...Signed by TB to the practice squad on 9/3/08...Signed by SF as a free agent on 1/23/09.

GOLDMINE:

- Micheal enjoys collecting movies in his spare time and has a collection of nearly 400. The tradition started in college when he and his friends would go and buy the new releases every Tuesday from the local movie store. Micheal still has a movie day with his wife and two daughters when they watch a couple movies after church every Sunday.

2008 (Tampa Bay):

- Spent entire season on Tampa Bay's practice squad.

PERSONAL:

- Attended Gentry (MI) HS, where he passed for Class 5A state records of 3,348 yds. and 35 TDs in 2000, while also rushing for 1,161 yds. and 10 scores.
- Earned 3 letters in football and basketball, and 4 letters in baseball.
- Born Micheal Curtis Spurlock (1/31/83) in Indianola, MI.

SPURLOCK'S NFL STATISTICS

				RECEIVING					RUSHING				
YEAR	TEAM	GP	GS	NO	YDS	AVG	LG	TD	ATT	YDS	AVG	LG	TD
2006	ARZ	1	0	4	31	7.8	15	0	0	0	0.0	0	0
2007	TB	7	0	0	0	0.0	0	0	0	0	0.0	0	0
2008	TB	0	0	0	0	0.0	0	0	0	0	0.0	0	0
TOTALS		8	0	4	31	7.8	0	0	0	0	0.0	0	0

		KICKOFF RETURNS					PUNT RETURNS					
YEAR	TEAM	NO	YDS	AVG	LG	TD	NO	FC	YDS	AVG	LG	TD
2006	ARZ	3	54	18.0	21	0	0	0	0	0.0	0	0
2007	TB	16	444	27.8	90t	1	4	3	30	7.5	15	0
2008	TB	0	0	0.0	0	0	0	0	0	0.0	0	0
TOTALS		19	498	26.2	90t	1	4	3	30	7.5	15	0

Additional Statistics:
Special Teams Tackles – 2: 2007 (2)

SPURLOCK'S POSTSEASON NFL STATISTICS

		KICKOFF RETURNS					PUNT RETURNS					
YEAR	TEAM	NO	YDS	AVG	LG	TD	NO	FC	YDS	AVG	LG	TD
2007	TB	5	106	21.2	25	0	0	0	0	0.0	0	0
TOTALS		5	106	21.2	25	0	0	0	0	0.0	0	0

Spurlock's Career Highs

Kickoff Returns: 4 at Hou. (12/9/07)
Kickoff Return Yards: 112 at Hou. (12/9/07)
Kickoff Return Long: 90t vs. Atl. (12/16/07)
Punt Returns: 2 at SF (12/23/07)
Punt Return Yards: 15 vs. Car. (12/30/07)
Receptions: 4 at SD (12/31/06)
Receiving Yards: 31 at SD (12/31/06)

SPURLOCK'S GAME-BY-GAME

2006 (Arizona)

Date	Opp	W/L	P/S	KR	Yds	Avg	Lg	TD	PR	Yds	Avg	Lg	TD
Signed from Practice Squad on 12/29													
Dec 31	at SD	L	1/0	3	54	18.0	21	0	0	0	0.0	0	0
TOTALS			**1/0**	**3**	**54**	**18.0**	**21**	**0**	**0**	**0**	**0.0**	**0**	**0**

2007 (Tampa Bay)

Date	Opp	W/L	P/S	KR	Yds	Avg	Lg	TD	PR	Yds	Avg	Lg	TD
Signed from Practice Squad on 11/1													
Nov 4	Arz	W	1/0	2	57	28.5	35	0	0	0	0.0	0	0
Nov 18	at Atl	W	1/0	1	21	21.0	21	0	0	0	0.0	0	0
Nov 25	Was	W	1/0	2	47	23.5	24	0	0	0	0.0	0	0
Dec 9	at Hou	L	1/0	4	112	28.0	45	0	1	3	3.0	3	0
Dec 16	Atl	W	1/0	2	98	49.0	90t	1	0	0	0.0	0	0
Dec 23	at SF	L	1/0	3	68	22.7	30	0	2	12	6.0	13	0
Dec 30	Car	L	1/0	2	41	20.5	29	0	1	15	15.0	15	0
TOTALS			**7/0**	**16**	**444**	**27.8**	**90t**	**1**	**4**	**30**	**7.5**	**15**	**0**

2007 Postseason (Tampa Bay)

Date	Opp	W/L	P/S	KR	Yds	Avg	Lg	TD	PR	Yds	Avg	Lg	TD
Jan 6	NYG	L	1/0	5	106	21.2	25	0	0	0	0.0	0	0
TOTALS			**1/0**	**5**	**106**	**21.2**	**25**	**0**	**0**	**0**	**0.0**	**0**	**0**

2008 (Tampa Bay)

Date	Opp	W/L	P/S	KR	Yds	Avg	Lg	TD	PR	Yds	Avg	Lg	TD
Spent Entire Season on Practice Squad													



JOE STALEY

(STAY-lee)

Ht: 6–5 **Wt:** 315 **Born:** 8/30/84
College: Central Michigan
Exp: 3rd Year (D–1B in '07)
Career Games/Starts: 32/32

Joe Staley has been a mainstay on the 49ers offensive line since being chosen as the second of San Francisco's two first–round draft picks in 2007. Since joining the team that year, he has lined up for every single offensive snap, starting all 16 contests at right tackle as a rookie before making 16 starts at left tackle in 2008. A true team player in every sense, Staley was rewarded for his efforts this offseason with a six–year contract extension that will keep him with the team through 2017. A product of Central Michigan, Staley became the first player in school history to be drafted in the first round of the NFL Draft.

TRANSACTIONS: Originally the second of two first–round (28th pick overall) draft choices by San Francisco in 2007 ... Signed a six–year contract extension through 2017 on 6/6/09.

GOLDMINE:

- Following his rookie season, Joe got a suprise call from a marketing company looking to create a bobblehead of him for a hometown baseball promotion. The former Rockford High School and Central Michigan star was taken back by it. "It's pretty crazy," said Joe. "It's kind of crazy to have something that has your likeness on it. It kind of freaked me out." His bobblehead was given out to the first 1,000 fans at Fifth Third Ballpark when the West Michigan Whitecaps faced the Lansing Lugnuts. On the bobblehead, Joe is holding a helmet and is decked out in his high school uniform with No. 84 on his jersey. "I think they were going for my retro–Rockford days. In the current day, you would have to put 200 pounds on that doll," said Joe, who was a relay runner and tight end in high school.

CAREER HIGHLIGHTS:

- Became the first 49ers rookie offensive lineman to start every single game in a season since Cas Banaszek (1968–77), who started all 14 contests in 1968.
- Was 1 of only 3 NFL rookies (49ers LB Patrick Willis and Browns LT Joe Thomas) to line up for every single snap in 2007, and was 1 of 35 NFL players overall to accomplish the feat out of 1,898 total players.

2008:

- Started all 16 games at LT as the only 49ers player to line up for every single snap.
- Was part of an offensive line that did not allow a sack at Arz. (11/10), breaking an NFL record 31–game streak by the Cardinals defense with at least one sack.
- Recorded first NFL TD on a fumble recovery following a WR Jason Hill 6–yd. reception vs. NYJ (12/7).

STALEY'S NFL STATISTICS

GAMES/STARTS: 2007 (16/16), 2008 (16/16); **CAREER:** 32/32

Additional Statistics:
Touchdowns – 1: 2008 [FR in endzone vs. NYJ (12/7/08)]

PERSONAL:
- Attended Rockford (MI) HS, where he lettered twice in both football and track.
- Caught 24 passes for 559 yds. with 7 TDs as a senior.
- Set three school records in track: 200–meters (21.9), 4x100 (42.5) and 4x200 (1:27) relay teams.
- Placed 6th in state for 200m to earn All–State honors as team finished 4th in state finals in 4x100m, 4th in 4x200m and 6th in 4x400m (43.1).
- Born Joe Staley (8/30/84) in Rockford, MI.



JOE TOLEDO

Ht: 6–5 **Wt:** 330 **Born:** 10/20/82
College: Washington
Exp: 3rd Year (FA in '08)
Career Games/Starts: 0/0

Joe Toledo looks to compete along the offensive line after spending the entire 2008 NFL season as a member of the 49ers practice squad. A fourth–round selection by Miami in 2006, Toledo spent two seasons with the Dolphins before joining the 49ers in 2008. He was a former collegiate tight end before shifting to left offensive tackle prior to his senior year at Washington.

TRANSACTIONS: Originally a fourth–round (114th overall) draft choice by Mia. in 2006...Waived by Mia. on 2/12/08...Signed by GB on 2/28/08...Waived by GB on 6/4/08...Signed by SF as a free agent on 6/10/08...Waived by SF on 8/31/08...Signed by SF to the practice squad on 9/3/08...Signed by SF to a future contract on 1/2/09.

GOLDMINE:
- Joe's father, Chris, is a member of the U.S. Secret Service. From 2002–04, he was assigned to former President Gerald Ford. Having earned his bachelor's degree in law from the University of Washington, Joe is thinking about that line of work after his football career. "There is a lot that goes into it, but it would be a cool job," Joe said.

2008 (San Francisco):
- Spent entire season on 49ers practice squad.

PERSONAL:
- Attended La Costa Canyon (Carlsbad, CA) HS, where he lettered in football, basketball and baseball.
- Caught 75 passes for 1,792 yds. and 19 TDs as a tight end during his prep career. Also recorded 51 tackles and 5 sacks as a defensive end.
- Born Joseph Christopher Toledo (10/20/82) in Omaha, NE.
- Earned a degree in law.

TOLEDO'S NFL STATISTICS

GAMES/STARTS: 2006 (0/0), 2007 (0/0), 2008 (0/0); **CAREER:** 0/0



53 LB

JEFF ULBRICH

(ULL-brick)

Ht: 6–0 **Wt:** 240 **Born:** 2/17/77
College: Hawaii
Exp: 10th Year (D–3B in '00)
Career Games/Starts: 116/75

A tough, hard–nosed player, Jeff Ulbrich is one of the longest tenured players on the team. The second of two third–round picks by San Francisco in 2000, Ulbrich has started 75 career games at linebacker and serves as a leader on special teams. He has twice (2004, '07) been the recipient of the team's Matt Hazeltine Award, which is given annually to the most courageous and inspirational defensive player.

TRANSACTIONS: Originally the second of two third–round (86th pick overall) draft choices by SF in 2000.

GOLDMINE:

- Jeff is a big fan of Ultimate Fighting. In fact, the linebacker incorporates the style into his workouts. He frequently watches events with his wife and started utilizing the training when a friend converted an old building into a fighting studio. At the studio, Jeff wrestles, practices jiu–jitsu and takes part in other cross training activities. He says the alternative workouts increase his cardiovascular stamina to a higher level because they are executed in a controlled environment.

AWARDS & HONORS:
2004: Gary Niver Award, Matt Hazeltine Ironman Award
2007: Matt Hazeltine Ironman Award

ULBRICH'S NFL STATISTICS

				TACKLES					INTERCEPTIONS					FUMBLES		
YEAR	TEAM	GP	GS	TOT	SOL	AST	SACKS	YDS	INT	YDS	LG	TD	PD	FF	FR	YDS
2000	SF	4	0	3	3	0	0.0	0.0	0	0	0	0	0	0	0	0
2001	SF	14	14	92	57	35	0.5	2.0	0	0	0	0	2	1	0	0
2002	SF	14	13	84	46	38	1.5	10.5	0	0	0	0	1	1	0	0
2003	SF	15	15	138	63	75	2.5	26.0	1	7	7	0	6	1	1	0
2004	SF	16	14	167	90	77	1.0	6.0	1	19	19	0	3	1	0	0
2005	SF	5	5	41	27	14	0.0	0.0	0	0	0	0	2	1	0	0
2006	SF	16	9	74	44	30	0.0	0.0	0	0	0	0	1	0	0	0
2007	SF	16	2	39	27	12	0.0	0.0	0	0	0	0	1	0	0	0
2008	SF	16	3	15	8	7	0.0	0.0	0	0	0	0	0	0	0	0
TOTALS		116	75	653	365	288	5.5	44.5	2	26	19	0	16	5	1	0

ULBRICH'S NFL POSTSEASON STATISTICS

				TACKLES					INTERCEPTIONS					FUMBLES		
YEAR	TEAM	GP	GS	TOT	SOL	AST	SACKS	YOS	INT	YOS	LG	TD	PD	FF	FR	YDS
2001	SF	1	1	2	1	1	0.0	0.0	0	0	0	0	0	0	0	0
2002	SF	2	2	17	8	9	0.0	0.0	0	0	0	0	1	1	0	0
TOTALS		3	3	19	9	10	0.0	0.0	0	0	0	0	1	1	0	0

Additional Statistics:
Special Teams Tackles (Regular Season) – 40: 2000 (1), 2001 (4), 2002 (1), 2003 (3), 2004 (6), 2007 (10), 2008 (15)
Special Teams Fumble Recoveries – 1: 1 vs. Sea. (9/30/07)

Ulbrich's Career Highs

Total Tackles: 17 at StL (12/5/04)
Solo: 10 at StL (12/5/04)
Assists: 10 at TB (11/21/04)
Sacks: 1 (4 times) Last vs. Arz. (10/10/04)
Passes Defensed: 2 vs. Mia. (11/28/04)

CAREER HIGHLIGHTS:

- Tied for team lead with a career–high 167 tackles in 2004.

2008:

- Relenquished inside starting linebacker role to LB Takeo Spikes following third game of season.
- Posted 7 tackles in season–opener vs. Arz. (9/7) and 6 stops at Sea. (9/14).
- Registered 2 tackles vs. Det. (9/21), alternating at ILB with Spikes.

PERSONAL:

- Three–year letter winner in football at Live Oak (Morgan Hill, CA) HS, where he earned first–team all–league and team MVP honors.
- Also earned 2 letters in wrestling and won league title (191 pounds).
- Born Jeff Ulbrich (2/17/77) in San Jose, CA. Married to Cristina. Couple resides in Morgan Hill, CA, with daughter, Samantha and sons, Jax and Jace.

ULBRICH'S GAME-BY-GAME

2000

Date	Opp	Tot	Sol	Tot	Sol	Ast	Sk	Yds	Int	Yds	PD	FF	FR
Sep 3	at Atl	L				INACTIVE (Shoulder)							
Sep 10	Car	L				INACTIVE (Shoulder)							
Sep 17	at StL	L	1/0	2	2	0	0.0	0.0	0	0	0	0	0
Sep 24	at Dal	W	1/0	0	0	0	0.0	0.0	0	0	0	0	0
Oct 1	Arz	W				INACTIVE (Shoulder)							
Oct 8	Oak	L				INACTIVE (Shoulder)							
Oct 15	at GB	L				INACTIVE (Shoulder)							
Oct 22	at Car	L	1/0	0	0	0	0.0	0.0	0	0	0	0	0
Oct 29	StL	L	1/0	1	1	0	0.0	0.0	0	0	0	0	0
Nov 5	at NO	L				INACTIVE (Shoulder)							
Nov 12	KC	W				INACTIVE (Shoulder)							
Nov 19	Atl	W				INACTIVE (Shoulder)							
						Placed on Injured Reserve on 11/21							
TOTALS			**4/0**	**3**	**3**	**0**	**0.0**	**0.0**	**0**	**0**	**0**	**0**	**0**

2001

Date	Opp	W/L	P/S	Tot	Sol	Ast	Sk	Yds	Int	Yds	PD	FF	FR
Sep 9	Atl	W	1/1	8	7	1	0.0	0.0	0	0	0	0	0
Sep 23	StL	L	1/1	4	3	1	0.0	0.0	0	0	0	0	0
Oct 1	at NYJ	W	1/1	4	1	3	0.0	0.0	0	0	0	0	0
Oct 7	Car	W	1/1	8	3	5	0.0	0.0	0	0	0	1	0
Oct 14	at Atl	W	1/1	8	5	3	0.0	0.0	0	0	0	0	0
Oct 28	at Chi	L	1/1	6	4	2	0.0	0.0	0	0	0	0	0
Nov 4	Det	W	1/1	5	3	2	0.0	0.0	0	0	1	0	0
Nov 11	NO	W	1/1	9	7	2	0.0	0.0	0	0	0	0	0
Nov 18	at Car	W	1/1	9	7	2	0.0	0.0	0	0	1	0	0
Nov 25	at Ind	W	1/1	8	3	5	0.0	0.0	0	0	0	0	0
Dec 2	Buf	W	1/1	4	2	2	0.0	0.0	0	0	0	0	0
Dec 9	at StL	L	1/1	7	5	2	0.5	2.0	0	0	0	0	0
Dec 16	Mia	W				INACTIVE (ANKLE)							
Dec 22	Phi	W				INACTIVE (ANKLE)							
Dec 30	at Dal	L	1/1	8	5	3	0.0	0.0	0	0	0	0	0
Jan 6	at NO	W	1/1	4	2	2	0.0	0.0	0	0	0	0	0
TOTALS			**14/14**	**92**	**57**	**35**	**0.5**	**2.0**	**0**	**0**	**2**	**1**	**0**

2001 Postseason

Date	Opp	Tot	Sol	Tot	Sol	Ast	Sk	Yds	Int	Yds	PD	FF	FR
Jan 13	at GB	L	1/1	2	1	1	0.0	0.0	0	0	0	0	0
TOTALS			**1/1**	**2**	**1**	**1**	**0.0**	**0.0**	**0**	**0**	**0**	**0**	**0**

2002

Date	Opp	W/L	P/S	Tot	Sol	Ast	Sk	Yds	Int	Yds	PD	FF	FR
Sep 5	at NYG	W				INACTIVE (Knee)							
Sep 15	Den	L				INACTIVE (Knee)							
Sep 22	Was	W	1/0	6	4	2	0.0	0.0	0	0	0	0	0
Oct 6	StL	W	1/1	6	1	5	1.0	7.0	0	0	0	0	0
Oct 14	at Sea	W	1/1	5	4	1	0.0	0.0	0	0	0	0	0
Oct 20	at NO	L	1/1	5	2	3	0.0	0.0	0	0	0	1	0
Oct 27	Arz	W	1/1	6	6	0	0.0	0.0	0	0	0	0	0
Nov 3	at Oak	W	1/1	2	1	1	0.0	0.0	0	0	0	0	0
Nov 10	KC	W	1/1	4	2	2	0.0	0.0	0	0	0	0	0
Nov 17	at SD	L	1/1	7	3	4	0.0	0.0	0	0	0	0	0
Nov 25	Phi	L	1/1	9	5	4	0.0	0.0	0	0	0	0	0
Dec 1	Sea	W	1/1	4	3	1	0.0	0.0	0	0	0	0	0
Dec 8	at Dal	W	1/1	5	4	1	0.0	0.0	0	0	1	0	0
Dec 15	GB	L	1/1	11	7	4	0.0	0.0	0	0	0	0	0
Dec 21	at Arz	W	1/1	12	4	8	0.5	3.5	0	0	0	0	0
Dec 30	at StL	L	1/1	2	0	2	0.0	0.0	0	0	0	0	0
TOTALS			**14/13**	**84**	**46**	**38**	**1.5**	**10.5**	**0**	**0**	**1**	**1**	**0**

2002 Postseason

Date	Opp	W/L	P/S	Tot	Sol	Ast	Sk	Yds	Int	Yds	PD	FF	FR
Jan 5	NYG	W	1/1	7	3	4	0.0	0.0	0	0	1	1	0
Jan 12	at TB	L	1/1	10	5	5	0.0	0.0	0	0	0	0	0
TOTALS			**2/2**	**17**	**8**	**9**	**0.0**	**0.0**	**0**	**0**	**1**	**1**	**0**

2003

Date	Opp	W/L	P/S	Tot	Sol	Ast	Sk	Yds	Int	Yds	PD	FF	FR
Sep 7	Chi	W	1/1	12	4	8	0.0	0.0	0	0	0	0	0
Sep 14	at StL	L	1/1	6	3	3	0.0	0.0	0	0	1	1	1
Sep 21	Cle	L	1/1	8	1	7	0.0	0.0	0	0	0	0	0
Sep 28	at Min	L	1/1	9	2	7	0.0	0.0	0	0	0	0	0
Oct 5	Det	W	1/1	14	7	7	0.0	0.0	0	0	0	0	0
Oct 12	at Sea	L	1/1	6	3	3	0.0	0.0	0	0	1	0	0
Oct 19	TB	W	1/1	5	3	2	0.0	0.0	0	0	1	0	0
Oct 26	at Arz	L	1/1	12	6	6	0.0	0.0	0	0	0	0	0
Nov 2	StL	W	1/1	6	5	1	1.0	11.0	0	0	0	0	0
Nov 17	Pit	W	1/1	12	5	7	0.5	8.0	0	0	0	0	0
Nov 23	at GB	L	1/1	9	4	5	0.0	0.0	0	0	1	0	0
Nov 30	at Bal	L				INACTIVE (Ankle/Thigh)							
Dec 7	Arz	W	1/1	7	5	2	0.0	0.0	0	0	0	0	0
Dec 14	at Cin	L	1/1	13	6	7	0.0	0.0	0	0	0	0	0
Dec 21	at Phi	W	1/1	7	4	3	0.0	0.0	0	0	1	0	0
Dec 27	Sea	L	1/1	12	5	7	1.0	7.0	1	7	1	0	0
TOTALS			**15/15**	**138**	**63**	**75**	**2.5**	**26.0**	**1**	**7**	**6**	**1**	**1**

ULBRICH'S GAME-BY-GAME

2004

Date	Opp	W/L	P/S	Tot	Sol	Ast	Sk	Yds	Int	Yds	PD	FF	FR
Sep 12	Atl	L	1/1	2	1	1	0.0	0.0	1	19	1	0	0
Sep 19	at NO	L	1/1	6	4	2	0.0	0.0	0	0	0	0	0
Sep 26	at Sea	L	1/1	12	8	4	0.0	0.0	0	0	0	0	0
Oct 3	StL	L	1/1	8	5	3	0.0	0.0	0	0	0	0	0
Oct 10	Arz	W	1/1	14	9	5	1.0	6.0	0	0	0	0	0
Oct 17	at NYJ	L	1/1	14	7	7	0.0	0.0	0	0	0	0	0
Oct 31	at Chi	L	1/1	7	4	3	0.0	0.0	0	0	0	0	0
Nov 7	Sea	L	1/1	11	6	5	0.0	0.0	0	0	0	0	0
Nov 14	Car	L	1/0	10	3	7	0.0	0.0	0	0	0	0	0
Nov 21	at TB	L	1/1	15	5	10	0.0	0.0	0	0	0	0	0
Nov 28	Mia	L	1/1	7	5	2	0.0	0.0	0	0	2	0	0
Dec 5	at StL	L	1/1	17	10	7	0.0	0.0	0	0	0	0	0
Dec 12	at Arz	W	1/0	6	2	4	0.0	0.0	0	0	0	0	0
Dec 18	Was	L	1/1	15	7	8	0.0	0.0	0	0	0	0	0
Dec 26	Buf	L	1/1	11	7	4	0.0	0.0	0	0	0	1	0
Jan 2	at NE	L	1/1	12	7	5	0.0	0.0	0	0	0	0	0
TOTALS			**16/14**	**167**	**90**	**77**	**1.0**	**6.0**	**1**	**19**	**3**	**1**	**0**

2005

Date	Opp	W/L	P/S	Tot	Sol	Ast	Sk	Yds	Int	Yds	PD	FF	FR
Sep 11	StL	W	1/1	4	3	1	0.0	0.0	0	0	1	0	0
Sep 18	at Phi	L	1/1	11	7	4	0.0	0.0	0	0	0	0	0
Sep 25	Dal	L	1/1	5	3	2	0.0	0.0	0	0	1	0	0
Oct 2	at Arz	L	1/1	11	8	3	0.0	0.0	0	0	0	0	0
Oct 9	Ind	L	1/1	10	6	4	0.0	0.0	0	0	0	1	0
			Placed on Injured Reserve on 10/12										
TOTALS			**5/5**	**41**	**27**	**14**	**0.0**	**0.0**	**0**	**0**	**2**	**1**	**0**

2006

Date	Opp	W/L	P/S	Tot	Sol	Ast	Sk	Yds	Int	Yds	PD	FF	FR
Sep 10	at Arz	L	1/1	7	5	2	0.0	0.0	0	0	0	0	0
Sep 17	StL	W	1/1	6	3	3	0.0	0.0	0	0	0	0	0
Sep 24	Phi	L	1/1	4	2	2	0.0	0.0	0	0	0	0	0
Oct 1	at KC	L	1/1	5	3	2	0.0	0.0	0	0	0	0	0
Oct 8	Oak	W	1/1	3	2	1	0.0	0.0	0	0	0	0	0
Oct 15	SD	L	1/0	5	3	2	0.0	0.0	0	0	0	0	0
Oct 29	at Chi	L	1/1	6	3	3	0.0	0.0	0	0	0	0	0
Nov 5	Min	W	1/0	4	2	2	0.0	0.0	0	0	0	0	0
Nov 12	at Det	W	1/0	2	2	0	0.0	0.0	0	0	0	0	0
Nov 19	Sea	W	1/0	2	2	0	0.0	0.0	0	0	0	0	0
Nov 26	at StL	L	1/0	4	2	2	0.0	0.0	0	0	0	0	0
Dec 3	at NO	L	1/0	5	2	3	0.0	0.0	0	0	0	0	0
Dec 10	GB	L	1/1	8	5	3	0.0	0.0	0	0	0	0	0
Dec 14	at Sea	W	1/1	6	3	3	0.0	0.0	0	0	0	0	0
Dec 24	Arz	L	1/0	0	0	0	0.0	0.0	0	0	0	0	0
Dec 31	at Den	W	1/1	7	5	2	0.0	0.0	0	0	1	0	0
TOTALS			**16/9**	**74**	**44**	**30**	**0.0**	**0.0**	**0**	**0**	**1**	**0**	**0**

2007

Date	Opp	W/L	P/S	Tot	Sol	Ast	Sk	Yds	Int	Yds	PD	FF	FR
Sep 10	Arz	W	1/0	0	0	0	0.0	0.0	0	0	0	0	0
Sep 16	at StL	W	1/0	0	0	0	0.0	0.0	0	0	0	0	0
Sep 23	at Pit	L	1/0	0	0	0	0.0	0.0	0	0	0	0	0
Sep 30	Sea	L	1/0	0	0	0	0.0	0.0	0	0	0	0	0
Oct 7	Bal	L	1/0	0	0	0	0.0	0.0	0	0	0	0	0
Oct 21	at NYG	L	1/0	0	0	0	0.0	0.0	0	0	0	0	0
Oct 28	NO	L	1/0	0	0	0	0.0	0.0	0	0	0	0	0
Nov 4	at Atl	L	1/0	6	3	3	0.0	0.0	0	0	0	0	0
Nov 12	at Sea	L	1/0	9	9	0	0.0	0.0	0	0	0	0	0
Nov 18	StL	L	1/0	3	1	2	0.0	0.0	0	0	1	0	0
Nov 25	at Arz	W	1/0	3	2	1	0.0	0.0	0	0	0	0	0
Dec 2	at Car	L	1/0	1	1	0	0.0	0.0	0	0	0	0	0
Dec 9	Min	L	1/0	2	1	1	0.0	0.0	0	0	0	0	0
Dec 15	Cin	W	1/1	7	4	3	0.0	0.0	0	0	0	0	0
Dec 23	TB	W	1/0	1	1	0	0.0	0.0	0	0	0	0	0
Dec 30	at Cle	L	1/1	7	5	2	0.0	0.0	0	0	0	0	0
TOTALS			**16/2**	**39**	**27**	**12**	**0.0**	**0.0**	**0**	**0**	**1**	**0**	**0**

2008

Date	Opp	W/L	P/S	Tot	Sol	Ast	Sk	Yds	Int	Yds	PD	FF	FR
Sep 7	Arz	L	1/1	7	4	3	0.0	0.0	0	0	0	0	0
Sep 14	at Sea	W	1/1	6	3	3	0.0	0.0	0	0	0	0	0
Sep 21	Det	W	1/1	2	1	1	0.0	0.0	0	0	0	0	0
Sep 28	at NO	L	1/0	0	0	0	0.0	0.0	0	0	0	0	0
Oct 5	NE	L	1/0	0	0	0	0.0	0.0	0	0	0	0	0
Oct 12	Phi	L	1/0	0	0	0	0.0	0.0	0	0	0	0	0
Oct 19	at NYG	L	1/0	0	0	0	0.0	0.0	0	0	0	0	0
Oct 26	Sea	L	1/0	0	0	0	0.0	0.0	0	0	0	0	0
Nov 10	at Arz	L	1/0	0	0	0	0.0	0.0	0	0	0	0	0
Nov 16	StL	W	1/0	0	0	0	0.0	0.0	0	0	0	0	0
Nov 24	at Dal	L	1/0	0	0	0	0.0	0.0	0	0	0	0	0
Nov 31	at Buf	W	1/0	0	0	0	0.0	0.0	0	0	0	0	0
Dec 7	NYJ	W	1/0	0	0	0	0.0	0.0	0	0	0	0	0
Dec 14	at Mia	L	1/0	0	0	0	0.0	0.0	0	0	0	0	0
Dec 21	at StL	W	1/0	0	0	0	0.0	0.0	0	0	0	0	0
Dec 28	Was	W	1/0	0	0	0	0.0	0.0	0	0	0	0	0
TOTALS			**16/3**	**15**	**8**	**7**	**0.0**	**0.0**	**0**	**0**	**0**	**0**	**0**



DELANIE WALKER

(deh-LAY-nee)

Ht: 6–0 **Wt:** 242 **Born:** 8/12/84
College: Central Missouri
Exp: 4th Year (D–6A in '06)
Career Games/Starts: 38/13

A sixth–round selection by San Francisco in 2006, Delanie Walker provides the 49ers with an explosive receiving threat at the tight end position. He has started 13 games in his three–year career, primarily when the team opens in two–tight end sets. A former collegiate wide receiver at Central Missouri, Walker has put his deceptive speed on display not only as a tight end, but also as a kickoff returner.

TRANSACTIONS: Originally the first of three sixth–round (175th pick overall) draft choices by SF in 2006.

GOLDMINE:

- Delanie has quite the collection of classic cars. He currently owns a 1964 Chevy Impala, 1972 Buick Skylark and a 1989 Camaro IROC–Z28. He spends most of his time working on the Camaro. His love for cars came from when his childhood, watching other kids with nice cars he always wanted. "Growing up as a child, seeing other guys that were older than me that had the old cars, the classics, riding around. The guys that always had those cars were the ones that were most popular, they had the big houses. That was the thing that I always wanted to do, have the old nice cars."

2008:

- Caught a 24–yd. TD pass from QB J.T. O'Sullivan vs. Det. (9/21).
- Started first game of season and caught 1 pass for 8 yds. vs. NE (10/5).
- Filled in at fullback vs. Phi. (10/12) when FB Zak Keasey (bicep) left in 2nd qtr.
- Hauled in a career–long 53–yd. catch from O'Sullivan in 1st qtr. vs. Sea. (10/26) to set up the 49ers first score of game. Left game in 2nd qtr. with elbow injury and did not return.
- Returned 5 kickoffs for 112 yds. at Dal. (11/23) after KR Allen Rossum left game with an ankle injury.

PERSONAL:

- Attended Pomona (CA) HS, where he was a first–team All–Region selection by *The LA Times*, adding All–Division and All–San Gabriel Valley honors as a senior.
- Twice chosen Miramonte League Offensive Player of the Year and was selected as the 2001 Pomona Red Devil of the Year.
- Excelled in track, winning the Division III 100–meters title after finishing 1st in the 2002 Miramonte League Meet.
- Born Delanie Walker (8/12/84) in Pomona, CA.
- Majored in video production, with a minor in criminal justice.

WALKER'S NFL STATISTICS

				RUSHING					RECEIVING				
YEAR	TEAM	GP	GS	NO	YDS	AVG	LG	TD	ATT	YDS	AVG	LG	TD
2006	SF	7	1	2	30	15.0	29	0	0	0	0.0	0	0
2007	SF	16	10	21	174	8.3	26	1	0	0	0.0	0	0
2008	SF	15	2	10	155	15.5	53	1	2	–13	–6.5	–3	0
TOTALS		**38**	**13**	**33**	**359**	**10.9**	**53**	**2**	**2**	**-13**	**-6.5**	**-3**	**0**

		KICKOFF RETURNS					PUNT RETURNS					
YEAR	TEAM	NO	YDS	AVG	LG	TD	NO	FC	YDS	AVG	LG	TD
2006	SF	1	25	25.0	25	0	0	0	0	0.0	0	0
2007	SF	3	63	21.0	30	0	0	0	0	0.0	0	0
2008	SF	13	257	19.8	35	0	0	0	0	0.0	0	0
TOTALS		**17**	**345**	**20.3**	**35**	**0**	**0**	**0**	**0**	**0.0**	**0**	**0**

Additional Statistics:
Special Teams Tackles – 17: 2007 (2), 2008 (15)
Fumbles-Lost – 1-0: 1–0 in 2008
Onside Kick Recoveries – 2: 2007 (2)

Walker's Career Highs

Receptions: 6 vs. Min. (12/9/07)
Receiving Yards: 66 vs. Min. (12/9/07)
Long Reception: 53 vs. Sea. (10/26/08)
Kickoff Returns: 5 at Dal. (11/23/08)
Kickoff Return Yards: 112 at Dal. (11/23/08)
Kickoff Return Long: 35 at Dal. (11/23/08)

WALKER'S GAME-BY-GAME

2006

Date	Opp	W/L	P/S	Rec	Yds	Avg	Long	TD
Sep 10	at Arz	L	INACTIVE (Shoulder)					
Sep 17	StL	W	INACTIVE (Shoulder)					
Sep 24	Phi	L	INACTIVE (Shoulder)					
Oct 1	at KC	L	DID NOT PLAY					
Oct 8	Oak	W	1/0	0	0	0.0	0	0
Oct 15	SD	L	1/0	0	0	0.0	0	0
Oct 29	at Chi	L	1/0	0	0	0.0	0	0
Nov 5	Min	W	1/0	0	0	0.0	0	0
Nov 12	at Det	W	1/0	0	0	0.0	0	0
Nov 19	Sea	W	INACTIVE					
Nov 26	at StL	L	INACTIVE					
Dec 3	NO	L	1/1	0	0	0.0	0	0
Dec 10	GB	L	1/0	2	30	15.0	29	0
Dec 14	at Sea	W	DID NOT PLAY					
Dec 24	Arz	L	INACTIVE					
Dec 31	at Den	W	INACTIVE					
TOTALS			7/1	2	30	15.0	29	0

2007

Date	Opp	W/L	P/S	Rec	Yds	Avg	Lg	TD
Sep 10	Arz	W	1/0	0	0	0.0	0	0
Sep 16	at StL	W	1/0	0	0	0.0	0	0
Sep 23	at Pit	L	1/1	3	19	6.3	13	0
Sep 30	Sea	L	1/1	1	7	7.0	7	0
Oct 7	Bal	L	1/1	0	0	0.0	0	0
Oct 21	at NYG	L	1/1	1	4	4.0	4	0
Oct 28	NO	L	1/1	1	0	0.0	0	0
Nov 4	at Atl	L	1/0	0	0	0.0	0	0
Nov 12	at Sea	L	1/0	1	2	2.0	2	0
Nov 18	StL	L	1/1	0	0	0.0	0	0
Nov 25	at Arz	W	1/1	1	5	5.0	5	0
Dec 2	at Car	L	1/0	1	21	21.0	21	1
Dec 9	Min	L	1/1	6	66	10.8	26	0
Dec 15	Cin	W	1/1	2	13	6.5	7	0
Dec 23	TB	W	1/0	2	23	11.5	14	0
Dec 30	at Cle	L	1/1	2	14	7.0	10	0
TOTALS			16/10	21	174	8.3	26	1

2008

Date	Opp	W/L	P/S	Rec	Yds	Avg	Lg	TD
Sep 7	Arz	W	1/0	0	0	0.0	0	0
Sep 14	at Sea	W	1/0	3	44	14.7	24t	1
Sep 21	Det	L	1/0	1	21	21.0	21	0
Sep 28	at NO	L	1/0	1	8	8.0	8	0
Oct 5	NE	L	1/1	0	0	0.0	0	0
Oct 12	Phi	L	1/1	0	0	0.0	0	0
Oct 19	at NYG	L	1/0	2	53	26.5	53	0
Oct 26	Sea	L	1/0	1	4	4.0	4	0
Nov 10	at Arz	W	INACTIVE (Elbow)					
Nov 16	StL	L	1/0	0	0	0.0	0	0
Nov 24	at Dal	W	1/0	0	0	0.0	0	0
Nov 31	at Buf	W	1/0	1	15	15.0	15	0
Dec 7	NYJ	L	1/0	1	10	10.0	10	0
Dec 14	at Mia	W	1/0	0	0	0.0	0	0
Dec 21	at StL	W	1/0	0	0	0.0	0	0
Dec 28	Was	W	1/0	0	0	0.0	0	0
TOTALS			15/2	10	155	15.5	53	1



59 C

CODY WALLACE

Ht: 6–4 **Wt:** 300 **Born:** 11/26/84
College: Texas A&M
Exp: 2nd Year (D–4 in '08)
Career Games/Starts: 0/0

A fourth–round pick by the 49ers in 2008, Cody Wallace looks to compete along the offensive line after serving as a reserve last season. Wallace was a three–year starter at center during his collegiate career at Texas A&M.

TRANSACTIONS: Originally a fourth–round (107th pick overall) draft choice by SF in 2008.

GOLDMINE:

- Upon accepting a scholarship to Texas A&M in high school, Cody mocked up a contract with some of his friends stating that if he ever made it to the pros, he'd have to give them a stated amount of money and get them tickets to all of the games. "Six years later, I had forgotten about it," said Cody. "One of my friends had hidden it behind this picture in my house, and so he came in and was looking behind this picture, I had no idea what he was doing. He then pulled the contract out. We had a real good laugh."

2008:

- Inactive all 16 games.

PERSONAL:

- Attended Cuero (Tex.) HS, lining up at offensive center, tackle and guard during his career, in addition to playing on the defensive line as a senior, where he recorded 45 tackles.
- Two–time Class 3A All–State gridiron selection and consensus Texas Top 100 choice.
- Registered over 100 knockdown blocks in each of his junior and senior seasons.
- Also a standout power–lifter, advancing to the state finals.
- Raised by his grandparents, Rachel and Chester Wallace.
- Born Cody Layne Wallace (11/26/84) in Cuero, TX.

WALLACE'S NFL STATISTICS

GAMES/STARTS: 2008 (0/0); **CAREER:** 0/0

57 LB



MARK WASHINGTON

Ht: 6–3 **Wt:** 245 **Born:** 8/20/85
College: Texas State–San Marcos
Exp: 1st Year (FA in '09)
Career Games/Starts: 3/0

Mark Washington rejoins the 49ers after originally signing with San Francisco as a free agent following the 2007 supplemental draft. He spent 12 weeks on the San Francisco's practice squad as a rookie before being signed to Miami's active roster.

TRANSACTIONS: Originally signed by SF as a rookie free agent on 7/18/07..Waived by SF on 9/1/07…Signed by SF to the practice squad on 9/4/07…Signed by Mia. to active roster from SF practice squad on 12/5/07…Waived by Mia. on 4/24/08...Signed by SF on 3/16/09.

GOLDMINE:

- Mark is an accomplished poet and has written more than 6,000 poems that have been published in the Poem Society Book. He also has acting experience.

2008:

- Released in April and spent year out of football.

PERSONAL:

- Attended Long Beach Polytechnic (CA) HS, where he was named All–CIF after totaling 120 tackles, 6 sacks, 5 FFs and 3 FRs as a senior.
- His father, Mark, played DE at the University of Colorado.
- Born Mark Washington (8/20/85) in Harbor City, CA.

WASHINGTON'S GAME-BY-GAME

2007 (Miami)

Date	Opp	W/L	P/S	Tot	Sol	Ast	Sk	Yds	Int	Yds	PD	FF	FR
Signed to Mia. active roster from SF practice squad on 12/5													
Dec. 9	at Buf	L					INACTIVE						
Dec 16	Bal	W	1/0	0	0	0	0.0	0.0	0	0	0	0	0
Dec 23	at NE	L	1/0	0	0	0	0.0	0.0	0	0	0	0	0
Dec 30	Cin	L	1/0	0	0	0	0.0	0.0	0	0	0	0	0
TOTALS			3/0	0	0	0	0.0	0.0	0	0	0	0	0

WASHINGTON'S NFL STATISTICS

				TACKLES					INTERCEPTIONS					FUMBLES		
YEAR	TEAM	GP	GS	TOT	SOL	AST	SACKS	YDS	INT	YDS	LG	TD	PD	FF	FR	YDS
2007	MIA	3	0	0	0	0	0.0	0.0	0	0	0	0	0	0	0	0
TOTALS		3	0	0	0	0	0.0	0.0	0	0	0	0	0	0	0	0

Additional Statistics:

Special Teams Tackles – 1: 2007 (1)



PATRICK WILLIS

Ht: 6–1 **Wt:** 240 **Born:** 1/25/85
College: Mississippi
Exp: 3rd Year (D–1A in '07)
Career Games/Starts: 32/32

In just two NFL seasons, Patrick Willis has made himself a household name with his stellar play. As the 11th overall selection in the 2007 NFL Draft, Willis made an immediate impact as a rookie, earning All–Pro, Pro Bowl and NFL Defensive Rookie of the Year honors. He followed up his first season by earning Pro Bowl recognition in 2008 after leading the team in tackles for a second straight year. In 32 starts, Willis has tallied 10–or–more tackles in 26 games and 20–or–more stops in 4 contests.

TRANSACTIONS: Originally the first of two first–round (11th pick overall) draft choices by SF in 2007.

GOLDMINE:

- One of Patrick's biggest influences growing up was his uncle Arthur Joe Willis, who was a professional light–heavyweight boxer from 1989–2000, competing in 33 pro fights. Patrick looked up to his uncle because he was able to make a name for himself as a successful boxer. Arthur matched up against James "Lights Out" Toney in 1990, and Toney later went on to beat former heavyweight champion Evander Holyfield in 2003.

AWARDS & HONORS:

2007: NFC Pro Bowl | AP Rookie Defensive Player of the Year | AP All–Pro | PFW/PFWA All–NFL Team | PFW/PFWA Defensive Rookie of the Year | PFW/PFWA All–Rookie Team | NFL Alumni Linebacker of the Year | NFL Defensive Rookie of the Month (October and December) | GMC Defensive Player of the Week (Weeks 12 and 16) | Diet Pepsi Rookie of the Week (Weeks 1, 2, and 12) | Bill Walsh Award (co–recipient with Nate Clements).

2008: NFC Pro Bowl

CAREER HIGHLIGHTS:

- A two–time Pro Bowl selection (2007–08), was the only rookie to earn All–Pro honors in 2007 as he was named the AP Defensive Rookie of the Year. He became first 49ers defensive rookie to make the Pro Bowl and first–team All–Pro since CB Ronnie Lott in 1981. He joined CB Bruce Taylor (1970), DT Dana Stubblefield (1993) and DT Bryant Young (1994) as 49ers who have won the Defensive Rookie of the Year award.
- Was named Defensive Rookie of the Month for October 2007 after totaling 43 tackles, and for December after amassing 53 stops, 3 sacks, 1 FF and 1 PD.
- Was one of three NFL rookies (49ersT Joe Staley and Browns T Joe Thomas) in 2007 to line up for every single snap.
- According to statistics compiled by Elias Sports Bureau, his 174 total tackles in 2007 led the NFL by more than 30 tackles, while his 141 stops in 2008 ranked 2nd (behind Browns D'Qwell Jackson's 154 tackles).

2008:

- Led the team with 185 tackles as he earned Pro Bowl honors for second consecutive season.
- At Sea. (9/14), recorded first career INT, returning a QB Matt Hasselbeck pass for an 86–yd. TD, which is the longest INT return by a 49ers linebacker. The previous best was a 56–yd. TD return by LB John Johnson at NYG (9/6/92).
- Posted 13 tackles, 2 PDs, and 1 FR at NO (9/28). His FR occurred at the 49ers 3–yd. line to prevent a Saints score.
- Tallied 4th career 20–plus tackle game after finishing with a team–high 22 stops vs. NE (10/6), which also included a sack.
- Registered 16 tackles, 1 FF and 1 PD at Buf. (11/30).
- Tallied 16 tackles, which included 2 key stops on Rams final drive to preserve the 17–16 come–from–behind victory at StL (12/24).

PERSONAL:

- Attended Central (Bruceton, TN) HS, where he earned Class "A" Mr. Football honors and was a two–time All–State choice, helping lead team to 2001 and 2002 Regional Championship and State Quarterfinals.
- Totaled 494 tackles, 23 sacks and 13 INTs (6 returned for TDs) on defense, while tallying 276 carries for 2,486 yds. with 39 TDs and 51 catches for 946 yds. with 17 TDs on offense.
- Also earned 4 letters in basketball and 3 in baseball, garnering all–district in each sport.
- Born Patrick L. Willis (1/25/85) in Bruceton, TN.
- Majored in liberal arts.

WILLIS' NFL STATISTICS

				TACKLES					INTERCEPTIONS					FUMBLES		
YEAR	TEAM	GP	GS	TOT	SOL	AST	SACKS	YDS	INT	YDS	LG	TD	PD	FF	FR	YDS
2007	SF	16	16	226	143	83	4.0	10.0	0	0	0	0	6	2	1	0
2008	SF	16	16	185	126	59	1.0	5.0	1	86	86t	1	11	1	1	0
TOTALS		**32**	**32**	**411**	**269**	**142**	**5.0**	**15.0**	**1**	**86**	**86t**	**1**	**17**	**3**	**2**	**0**

Willis' Career Highs

Total Tackles: 22 at NE (10/5/08)
Solo: 15 at Arz. (11/25/07)
Assists: 8 (2 times) Last at NE (10/5/08)
Sacks: 2.0 vs. TB (12/23/07)
Forced Fumbles: 1 (3 times) Last at Buf. (11/30/08)
Fumble Recoveries: 1 (2 times) at NO (9/28/08)
Interceptions: 1 at Sea. (9/14/08)
Interception Long: 86t at Sea. (9/14/08)

WILLIS' GAME-BY-GAME

2007

Date	Opp	W/L	P/S	Tot	Sol	Ast	Sk	Yds	Int	Yds	PD	FF	FR
Sep 10	Arz	W	1/1	15	10	5	0.0	0.0	0	0	1	1	0
Sep 16	at StL	W	1/1	10	6	4	0.0	0.0	0	0	1	0	0
Sep 23	at Pit	L	1/1	10	6	4	0.0	0.0	0	0	1	0	0
Sep 30	Sea	L	1/1	16	9	7	0.0	0.0	0	0	0	0	0
Oct 7	Bal	L	1/1	16	10	6	0.0	0.0	0	0	0	0	0
Oct 21	at NYG	L	1/1	15	9	6	0.0	0.0	0	0	0	0	0
Oct 28	NO	L	1/1	12	8	4	0.0	0.0	0	0	0	0	0
Nov 4	at Atl	L	1/1	15	9	6	0.5	3.5	0	0	0	0	0
Nov 12	at Sea	L	1/1	10	5	5	0.0	0.0	0	0	0	0	0
Nov 18	StL	L	1/1	13	8	5	0.0	0.0	0	0	0	0	0
Nov 25	at Arz	W	1/1	21	15	6	0.5	3.5	0	0	1	0	0
Dec 2	at Car	L	1/1	20	12	8	0.0	0.0	0	0	0	0	0
Dec 9	Min	L	1/1	10	6	4	0.0	0.0	0	0	0	0	1
Dec 15	Cin	W	1/1	7	4	3	0.0	0.0	0	0	0	0	0
Dec 23	TB	W	1/1	20	13	7	2.0	1.0	0	0	1	1	0
Dec 30	at Cle	L	1/1	16	13	3	1.0	2.0	0	0	1	0	0
TOTALS		**16/16**		**226**	**143**	**83**	**4.0**	**10.0**	**0**	**0**	**6**	**2**	**1**

2008

Date	Opp	W/L	P/S	Tot	Sol	Ast	Sk	Yds	Int	Yds	PD	FF	FR
Sep 7	Arz	L	1/1	9	6	3	0.0	0.0	0	0	1	0	0
Sep 14	at Sea	W	1/1	12	7	5	0.0	0.0	1	86t	1	0	0
Sep 21	Det	W	1/1	9	6	3	0.0	0.0	0	0	1	0	0
Sep 28	at NO	L	1/1	13	8	5	0.0	0.0	0	0	2	0	1
Oct 5	NE	L	1/1	22	14	8	1.0	5.0	0	0	0	0	0
Oct 12	Phi	L	1/1	11	6	5	0.0	0.0	0	0	1	0	0
Oct 19	at NYG	L	1/1	9	5	4	0.0	0.0	0	0	3	0	0
Oct 26	Sea	L	1/1	10	6	4	0.0	0.0	0	0	0	0	0
Nov 10	at Arz	L	1/1	13	11	2	0.0	0.0	0	0	0	0	0
Nov 16	StL	W	1/1	11	10	1	0.0	0.0	0	0	1	0	0
Nov 24	at Dal	L	1/1	10	7	3	0.0	0.0	0	0	0	0	0
Nov 31	at Buf	W	1/1	16	14	2	0.0	0.0	0	0	1	1	0
Dec 7	NYJ	W	1/1	8	6	2	0.0	0.0	0	0	0	0	0
Dec 14	at Mia	L	1/1	6	2	4	0.0	0.0	0	0	0	0	0
Dec 21	at StL	W	1/1	16	12	4	0.0	0.0	0	0	0	0	0
Dec 28	Was	W	1/1	10	6	4	0.0	0.0	0	0	0	0	0
TOTALS		**16/16**		**185**	**126**	**59**	**1.0**	**5.0**	**1**	**86**	**11**	**1**	**1**



TONY WRAGGE

(RAH-gee)

Ht: 6–4 **Wt:** 310 **Born:** 8/14/79
College: New Mexico State
Exp: 5th Year (FA in '05)
Career Games/Starts: 38/15

A versatile and powerful offensive lineman, Tony Wragge has served as a valuable player for the 49ers over the past four seasons. Wragge has made starts at center and both guard positions during his career. Originally signed as a rookie free agent by Arizona in 2002, he joined the 49ers in 2005 to provide depth in the trenches.

TRANSACTIONS: Originally signed by Arz. as a rookie free agent in 2002…Waived by Arz. on 8/27/02…Signed by Arz. to the practice squad on 10/30/02…Signed by Arz. to the 53–man roster from the practice squad on 11/22/02… Waived by Arz. on 8/30/03…Signed by Arz. to the practice squad on 11/11/03…Signed by Arz. on 1/12/04…Waived by Arz. on 9/5/04…Signed by SF as a free agent on 7/7/05… Waived by SF on 9/10/05…Signed by SF on 11/29/05… Allocated to NFL Europa's Rhein Fire on 1/11/06...Re–signed by SF on 3/5/07.

GOLDMINE:

- One of the strongest players on the team, Tony is one of three players that do 200–pound dumbell workouts (Moran Norris and Isaac Sopoaga are the others). He was a competitive weightlifter in high school, and owns the Nebraska state high school lifting records for the deadlift (580 lbs) and bench press (365 lbs).
- Tony has kept busy over the past few offseasons. In 2009, he not only took part in the NFL's Business Management and Entrepreneurial Program at Harvard Business School, but he was one of 24 players to partcipate in the NFL's Broadcast Boot Camp in June. In August of 2008, Tony completed his bachelor's degree in individualized studies.

2008 (San Francisco):

- Played in 16 games, starting first 10 contests at RG.
- Started at RG vs. Arz. (9/7) and moved to center for one series in place of an injured Eric Heitmann.
- Part of an O–line that did not allow a sack at Arz. (11/10), breaking a 31–game streak by the Cardinals defense with at least 1 sack.

PERSONAL:

- Prep athlete at Bloomfield Community (Bloomfield, NE) HS, where he earned Class C–2 all–Nebraska honors as a junior and senior. Also a two–time All–Northeast Nebraska Athletic Conference selection and conference Player of the Year.
- Named Northeast Nebraska Player of the Year after each of his high school seasons.
- Born Tony Wragge (8/14/79) in Bloomfield, NE. Married to Nicole. Couple resides in Phoenix, AZ, with daughters, Addison and Avery.

WRAGGE'S NFL STATISTICS

GAMES/STARTS: 2002 (3/1), 2003 (0/0), 2004 (0/0), 2005 (0/0), 2006 (14/4), 2007 (5/0), 2008 (16/10); **CAREER:** 38/15



17 WR

DOMINIQUE ZEIGLER

Ht: 6–3 **Wt:** 185 **Born:** 10/11/84
College: Baylor
Exp: 2nd Year (FA in '08)
Career Games/Starts: 8/0

A sure–handed receiver, Dominique Zeigler looks to build upon a 2008 season that saw him play in 8 games as both a wide receiver and punt returner. Zeigler was originally signed as a rookie free agent by the 49ers in 2007 and spent his entire rookie year on the 49ers practice squad.

TRANSACTIONS: Originally signed by SF as a rookie free agent on 5/3/07...Waived by SF on 8/26/07...Signed by SF to the practice squad on 9/2/07...Signed by SF as a free agent on 1/14/08...Waived by SF on 8/31/08...Signed by SF to the practice squad on 9/3/08...Signed by SF to the active roster on 11/8/08.

GOLDMINE:

- A true student of the game, Dominique has been a statistician since he was 14 years old. Right at the time that Rivals.com became a prominent site for scouts, he was one of the first to avidly follow it. With the help of the site, Dominique was able to recite the statistics, high school and background of some of the country's top prep players and still can to this day. When his teammates would ask him about a particular player, Dominique was always eager to give a breakdown. "Whenever anybody needed to know something they always came to me, even when we were in college, they would ask, 'Who is this player?' and I would know his stats," he said.

2008 (San Francisco):

- Was named the Thomas Herrion Memorial Award winner. Spent first 8 weeks on the 49ers practice squad.
- Signed to active roster (11/8) and saw first career action at Arz. (11/10), catching a key pass for 22 yds. on a 2nd–and–25 play with 3:15 remaining.
- Posted 3 special teams stops vs. StL (11/16).
- Tallied 2 catches for 44 yds. vs. NYJ (12/7), including a 31–yd. recept. to position 49ers for their first TD of the game.
- Utilized as a punt returner at Mia. (12/14) in place of KR Allen Rossum (ankle). Returned 2 punts for no gain and had 3 fair catches in windy conditions.

PERSONAL:

- Attended Harker Heights (Killeen, TX) HS, where he lettered in football and track.
- Played QB as a senior and completed 89 of 166 passes for 1,511 yds. and 15 TDs, adding 414 rushing yds. while leading team to an 11–2 record and district title.
- Was a two–year starter at receiver as a junior and sophomore, earning first–team all–district honors.
- Recorded nation's best long jump and captured the Texas state high jump crown. Finished 3rd in high jump (7'0 1/4) and 6th in long jump (22'7 1/4) at 2003 USA Junior Championships.
- Born Dominique Roderick Allen Zeigler (10/11/84) in Kalamazoo, MI.

ZEIGLER'S GAME-BY-GAME

2008

Date	Opp	W/L	P/S	Rec	Yds	Avg	Lg	TD
Signed to the Active Roster (11/8)								
Nov 10	at Arz	L	1/0	1	22	22.0	22	0
Nov 16	StL	W	1/0	0	0	0.0	0	0
Nov 24	at Dal	L	1/0	2	31	15.5	30	0
Nov 31	at Buf	W	1/0	0	0	0.0	0	0
Dec 7	NYJ	W	1/0	2	44	22.0	31	0
Dec 14	at Mia	L	1/0	0	0	0.0	0	0
Dec 21	at StL	W	1/0	0	0	0.0	0	0
Dec 28	Was	W	1/0	0	0	0.0	0	0
TOTALS			8/0	5	97	19.4	31	0

ZEIGLER'S NFL STATISTICS

				RECEIVING					RUSHING				
YEAR	TEAM	GP	GS	NO	YDS	AVG	LG	TD	ATT	YDS	AVG	LG	TD
2007	SF	0	0	0	0	0.0	0	0	0	0	0.0	0	0
2008	SF	0	0	5	97	19.4	31	0	0	0	0.0	0	0
TOTALS		8	0	5	97	19.4	31	0	0	0	0.0	0	0

		KICKOFF RETURNS					PUNT RETURNS					
YEAR	TEAM	NO	YDS	AVG	LG	TD	NO	FC	YDS	AVG	LG	TD
2007	SF	0	0	0.0	0	0	0	0	0	0.0	0	0
2008	SF	0	0	0.0	0	0	2	3	0	0.0	0	0
TOTALS		0	0	0.0	0	0	2	3	0	0.0	0	0

Additional Statistics:
Special Teams Tackles – 7: 2008 (7)

2009 DRAFT CLASS



MICHAEL CRABTREE

Ht: 6–1 **Wt:** 214 **Born:** 9/14/87
College: Texas Tech
Acquired: D–1 in '09 (10th overall)

As college football's most productive receiver over the last two seasons, was twice honored as the Fred Biletnikoff Award recipient, becoming the first ever first–year player to receive the award, in 2007. The two–time All–America and Big 12 selection finished his two–year Texas Tech career with 3,127 receiving yds., breaking the previous team record of 3,069 yds. set by Wes Welker. Became only the 7th player in conference history to gain 3,000 career yards. Ranked 5th in NCAA history in career receiving avg. (120.3) and 6th in career TD recepts. (41), shattering the previous school record (30). His 231 career recepts. and 41 career TDs, which came in 2007–08, set NCAA records for catches and TDs in a two–year span. A model of consistency, put together a string of 13 consecutive games with at least one TD and 5 receptions, tying an NCAA record. In 2008, registered 1,165 yds. receiving (97 recepts.) and 19 TDs. Set school, conference and NCAA freshman single–season records with 134 recepts. for 1,962 yds. (14.6 avg) and 22 TDs, in 2007. His receiving yardage total that year is 3rd–best in NCAA history. Redshirted as a true freshman.

PERSONAL:

- A nationally ranked basketball player in high school, rated among the top 50 prospects in Texas and received several scholarship offers from major colleges.
- Played quarterback at Carter HS, finishing his senior season with 870 passing yds. and 11 TDs, while running for 646 yds. and 9 TDs on 100 carries.
- Majored in general studies.
- Related to former Texas Tech running back Ricky A. Williams.

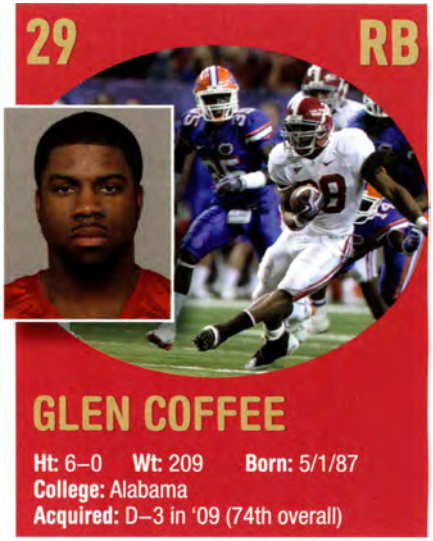

GLEN COFFEE

Ht: 6–0 **Wt:** 209 **Born:** 5/1/87
College: Alabama
Acquired: D–3 in '09 (74th overall)

In 35 games (17 starts) for the Crimson Tide, gained 2,107 yds. and 14 TDs on 410 carries, and 42 catches for 351 yds. and 2 TDs receiving. In his final season at Alabama, the All–SEC selection and Doak Walker Award semi–finalist rushed for 1,383 rushing yds and 10 TDs. His rushing yds. tied Shaun Alexander as the 2nd–best total in school history, while his 5.9 yds. per carry in 2008 ranked 6th all–time. In 2007, played in 9 games (3 starts) and rushed for 545 yds. and 4 TDs, and had 18 catches for 118 yds. and a TD. Granted a medical redshirt in 2006 after recording 179 rushing yds. and 91 receiving yds. as a true freshman.

PERSONAL:

- Shared Alabama's 2008 Derrick Thomas Community Service Award with Cory Reamer.
- Attended Fort Walton Beach HS, where he had 1,886 yds. rushing and 350 yds. receiving with 29 TDs as a senior, on his way to leading his prep squad to the District 2–4A title and an appearance in the regional championship game.
- Majored in general studies.



SCOTT MCKILLOP

Ht: 6–1 **Wt:** 244 **Born:** 3/4/86
College: Pittsburgh
Acquired: D–5A in '09 (146th overall)

Was twice honored as the Big East Defensive Player of the Year in 2007 & 2008. The two–time All–America and All–Big East selection finished his four–year Panthers career with 345 tackles (211 solos), 28.5 TFLs, and 8 sacks. In 48 career games (25 starts), also posted 13 PDs, 3 FRs, 2 FFs and 3 INTs, one of which he returned for a TD. A 2008 semifinalist for the Chuck Bednarik Award, given annually to the country's best defensive player, led the Big East in tackles (137), ranking 10th in the nation. After becoming a starter in 2007, led the nation in tackles (151), a total that ranked 4th on the school's all–time single–season list. Played in 12 games, recording 29 tackles, 1 sack, 2 PDs and 1 FR as the backup to the Big East Defensive POY, H.B. Blades. In 2005, appeared in 11 games, registering 28 tackles. Redshirted as a freshman.

PERSONAL:

- Played LB and FB at Kiski Area HS, finishing his career with 332 tackles; both stand as Kiski Area team records. Led team to three consecutive playoff berths while rushing for 1,121 yds. and 14 TDs over his final two seasons.
- A standout wrestler, finished his senior season as the state runner–up (215–pound division) with a 38–1 record (109–10 career record). Also advanced to the track and field championships in the shotput and discus.
- Brother, Chris, started at DE for Pittsburgh (2004–07). Brother, Robert, was a heavyweight wrestler at Slippery Rock.
- Majored in Business/Marketing.
- Interned in the special events department of the Pittsburgh Pirates.



NATE DAVIS

Ht: 6–1 **Wt:** 226 **Born:** 5/25/87
College: Ball State
Acquired: D–5B in '09 (171st overall)

Compiled a 22–12 record as a starter for the Cardinals, where he was twice named MAC Conference Offensive Player of the Year (2007–08). Became the first player in school history with back–to–back 3,000–yard passing seasons. A finalist for the 2008 Manning Award, given annually to the nation's top passer, went on to set school career records for TD passes (74), passing yds. (9,233), pass attempts (1,124), pass completions (678), 250–yd. passing games (20) and 300–yd. passing games (9). His 74 career TD passes rank 5th in MAC history behind Chad Pennington and Ben Roethlisberger. Compiled 499 rushing yds. and 10 TDs during his career. In 2007, was named the team's MVP while throwing for 3,667 yds. and 30 TDs. Ranked 2nd in the MAC and 15th nationally with an average of 300.3 yds./game in total offense. As a true freshman in 2006, ranked 5th among MAC freshmen all–time as he threw for 1,975 yds., and tied the school record for TD passes (18) in a single season.

PERSONAL:

- Earned all–state and all–conference honors as a senior at Bellaire HS, compiling a 21–8 record as a starter on his way to setting career–school marks with 7,348 passing yds. and 81 passing TDs.
- A four–year letterman in basketball, eclipsed the school's 50–year career scoring record, amassing over 1,800 points.
- Majored in communication studies.
- Brother, Jose, set most of the passing records at Kent State (1997–99) and holds the MAC Conference single–game record, accounting for 8 TDs vs. Central Michigan in 1997. He recently played for the Arena Football League's Kansas City Brigade.



BEAR PASCOE

Ht: 6–5 **Wt:** 251 **Born:** 2/23/86
College: Fresno State
Acquired: D–6 in '09 (184th overall)

A two–time All–WAC selection, played in 45 games (37 starts) hauling in 112 passes for 1,294 yds. and 10 TDs during his career. Blocked a school–record 6 kicks, which ranks 9th on the NCAA career–record list. In 2008, started 12 games and recorded 40 recepts. for 400 yds. and 4 TDs. Had a career year in 2007, catching 45 passes for 553 yds. and 4 TDs in 12 starts. Started 12 games in 2006, finishing with 22 recepts. for 307 yds. and 2 TDs. In 2005, played in 13 games and caught 5 passes for 34 yds. After being recruited as a quarterback, made the switch to tight end and was redshirted as a freshman.

PERSONAL:

- Played QB at Granite Hills HS and was selected the 2003 East Yosemite League Offensive POY after accounting for 1,851 total yds. and 16 combined TDs as a senior. Generated nearly 3,500 total yds. and 33 TDs over his final two seasons.
- Lettered in track, competing in the shotput and discus.
- Grew up on a cattle ranch and is a champion roper.
- Cousin, Vince Pascoe, was a teammate and fullback at Fresno State (2007–present).
- Majored in communications studies.
- Full name: McKenna Sean Pascoe. Goes by Bear, a name given to him by his family as a toddler because of his size.



CURTIS TAYLOR

Ht: 6–2 **Wt:** 209 **Born:** 7/13/85
College: Louisiana State
Acquired: D–7A in '09 (219th overall)

In 50 games (22 starts) at LSU, recorded 112 tackles, 2 sacks, 11 PDs, 5 INTs and 1 FR. Became a starter at safety following his sophomore year upon the departure of first–round draft pick Laron Landry. Played in 13 games (9 starts) in 2008, recording 43 tackles, 1 sack, 3 PDs, 2 INTs and 1 FR. In 2007, helped LSU to a national championship by registering 54 tackles, 1 sack, 6 PDs and 3 INTs. As a backup in 2006, tallied 12 tackles and a PD after playing in 11 games with 3 tackles and a PD as a redshirt freshman.

PERSONAL:

- Played S, QB and WR at Franklinton HS, finishing his senior season with 28 recepts., 562 rec. yds. and 6 TDs. All–district selection and led his team to a state regional appearance.
- Has 8 siblings.
- Majored in general studies with an emphasis in African–American studies, communication studies and sports studies.



RICKY JEAN-FRANCOIS

(gene-fran-SWAH)

Ht: 6–3 **Wt:** 295 **Born:** 11/23/86
College: Louisiana State
Acquired: D–7B in '09 (244th overall)

Played in 25 games (9 starts) and posted 56 tackles, 5.5 sacks, 3 PDs, 3 FRs and a FF during his Tigers career. In 2008, played in 11 games (6 starts) at DT, recording 20 tackles, 2 sacks, 2 PDs and a FR. In 2007, started 2 games and was named Defensive Most Outstanding Player in the BCS National Championship Game, registering 6 tackles, a half sack and a blocked field goal, in LSU's win over Ohio State. As a redshirt freshman in 2006, played in 12 games (1 start) and tallied 27 tackles, 5.5 TFLs, 3 sacks, 1 PD, 1 FF, and 1 FR.

PERSONAL:

- Was rated the No.1 defensive line prospect in Florida while playing at Carol City HS. As a senior, named first–team all–state with 93 tackles, 15 sacks, 6 FFs, 3 FRs and 3 INTs, while setting the Florida state record for sacks in a game (6.5).
- Won state championships in the shot put and discus as both a junior and senior. Recorded the nation's 3rd–best toss in the shot put with a throw of 65–5 ¾ in 2005.
- Majored in general studies with an emphasis in communication studies and sports studies.



2009 49ers Draft Class: (from left to right) - DT Ricky Jean-Francois, S Curtis Taylor, LB Scott McKillop, QB Nate Davis, RB Glen Coffee, TE Bear Pascoe, WR Michael Crabtree.



75 T

Ht: 6–7 Wt: 328
College: Ohio State
Exp: Rookie

ALEX BOONE

A two–time All–Big Ten selection during his four–year career at Ohio State, played in 46 games (35 starts) since his freshman campaign in 2005. Started 22 games at LT for the Buckeyes, earning All–America honors as a senior. A two–time All–Ohio selection, was a three–year starter at St. Edward (OH) HS. Also competed in shot put and discus and played basketball for a year. His uncle, Ed, played football at Penn State. Enjoys hunting and playing golf. Majored in history. Born 05/04/87 in Lakewood, OH.



47 LB

Ht: 6–4 Wt: 230
College: Bowling Green
Exp: Rookie

DIYRAL BRIGGS

A two–time All–MAC selection (2007–08) and MAC Player of the Year (2006), played in 47 games (27 starts) and finished his career with 221 tackles, 36 TFLs, 26 sacks, 5 FR, 4 PD and 1 FF. In 2008, led the MAC in sacks (9.5) and recorded 60 tackles, 13.5 TFLs, 1 PD, 1 FF and 1 FR. In 2007, registered 54 tackles (15 solo), 7.0 TFLs, 5.0 sacks and 2 PDs. A two–time all–league choice, played at Mt. Healthy (OH) HS, where he tallied 16 career sacks on defense and 12 TDs on offense as the team's captain. Also lettered in basketball, averaging 15 pts. per game his senior season. Earned a degree in sports management. Born 10/31/85 in Mt. Healthy, OH.



82 WR

Ht: 6–2 Wt: 178
College: Gardner–Webb
Exp: Rookie

DOBSON COLLINS

A two–time All–Big South selection, played in 42 games (22 starts) and totaled 143 recepts. for 1,745 yds. and 14 TDs. In 2008, tallied 76 recepts. for 937 yds. and 10 TDs, while contributing in the return game with 14 punt returns for 136 yds. Amassed 51 recepts. for 649 yds. and 3 TDs, as a junior. Also competed in track and field, holding the school record in the 55, 60 and 110 meter hurdles. Ran the 100–meter dash in 10.7 seconds. Attended Stone Mountain (GA) HS, where he totaled 21 recepts. for 332 yds. and 2 TDs during his senior season. Majored in biology. Born 7/12/87 in Stone Mountain, GA.



67 DE

Ht: 6–6 Wt: 276
College: Stanford
Exp: Rookie

PANNEL EGBOH

A three–year starter, played 40 games (35 starts) and totaled 140 tackles, 25.0 TFLs, 10 sacks, 3 PDs, 3 FFs and 3 FRs. Recorded 31 tackles, 3.5 TFLs, 1.5 sacks and a FR, as a senior. Had his best season in 2007, registering 49 tackles, 6 sacks, 3 FFs and 2 FRs. Played his first season of football as a senior at North Mesquite (TX) HS, finishing with 54 tackles, 4.0 sacks, 3 FRs and 3 blocked field goals on his way to All–Southwest team honors. Played basketball for two years and earned all–state academic honors. Earned a degree in management science and engineering. Born 03/23/86 in Mesquite, TX.



76 T

Ht: 6–7 Wt: 312
College: Wyoming
Exp: Rookie

KYLE HOWARD

A three–year starter, played in 43 games (40 starts). In 2008, started all 13 games, 12 at RG and 1 at RT. In 2007, shifted over to RT from LG, starting all 12 games. Earned all–conference, all–region and all–city honors at Coronado (CO) HS, as a senior. Named most valuable lineman in his junior and senior seasons, while also earning all–conference and all–city honors in basketball. Father, competed in track and field at Oregon. Earned a degree in physical and health education teaching. Born 5/13/86 in Colorado Springs, CO.



78 G

Ht: 6–3 Wt: 290
College: South Florida
Exp: Rookie

MATTHEW HUNERS

A three–year starter, played 34 games (27 starts). In 2008, started in 12 of 13 games, garnering an All–Big East selection. Suffered a torn ACL in 2007, but remarkably recovered to play in 3 games and was given the USF Coaches Award for his amazing recovery. An all–county selection at Palm Harbor University (FL) HS, was a three–time offensive line MVP, not allowing a sack during his junior and senior seasons. Born 10/15/85 in Dunedin, FL. Full name: Matthew Allen Huners.



30 CB

Ht: 5–11 Wt: 195
College: Notre Dame
Exp: Rookie

TERRAIL LAMBERT

A three–year starter, played in 48 games (30 starts), posting 115 tackles, 1.5 TFLs, 0.5 sacks, 6 PDs, 4 INTs, 1 FF and 1 FR. During his senior season, played in 11 games (8 starts), recording 33 tackles and 4 PDs. In 2007, started all 12 games and posted 34 tackles and 1 INT. An all–state selection as a defensive back, played five positions (RB, DE, LB, S, CB) at St. Bonaventure (CA) HS. In his senior year, tallied 87 tackles and 3 INTs, while rushing 13 times for 133 yds. and 2 TDs. Also ran track. Earned a degree in film, television and theatre and is currently enrolled in a graduate studies program. Born 12/01/85 in Los Angeles, CA. Full name: Terrail Lamar Lambert.



60 DT

Ht: 6–5 Wt: 318
College: East Carolina
Exp: Rookie

KHALIF MITCHELL

Spent his first two college seasons at North Carolina, totaling 28 tackles as a part–time starter before transferring to East Carolina. After sitting out the 2006 season, played in 11 games (6 starts) and earned honorable mention All–Conference USA, recording 19 tackles, 5.5 TFLs and 2 sacks. As a senior, posted 16 tackles, 3 TFLs and 1 sack in 7 games (4 starts). Attended Hargrave Military Academy and helped lead the team to an 8–1 record. Started at DE and TE at First Colonial (VA) HS, playing football for just two seasons after moving to Virginia from New Jersey. Also lettered in track, competing in the shot put and discus. Majored in communications. Born 04/07/85 in Virginia Beach, VA. Full name is Khalif Quadree Mitchell.



3 K

Ht: 5–9 Wt: 180
College: Nicholls State
Exp: 1st Year

ALEX ROMERO

Romero enters his first NFL season after playing for the New Orleans VooDoo of the Arena Football League in 2008. In his career at Nicholls State, Romero converted 23 of 40 field goal attempts and 85 of 93 extra point attempts. As a senior in 2007, he connected on 8 of 18 field goal attempts and 34 of 38 on extra point attempts. Earned a degree in general studies. Born on 6/25/85 in New Orleans, LA.



30 RB

Ht: 5–11 Wt: 208
College: Purdue
Exp: Rookie

KORY SHEETS

A four–year letterman at Purdue, ranks 2nd in school history behind Mike Alstott with 3,341 rushing yds. and 664 carries. Holds the school record for career rushing TDs (48), a total ranked 5th all–time in the Big Ten history. A 2008 All–Big Ten honorable mention, finished with 1,131 rushing yds. for a school record 16 TDs. Totaled 1,643 all–purpose yards that season, ranking 6th in school history. Ran for 859 yds. and 11 TDs on 168 carries with 30 recepts. for 216 yds. and a pair of scores in his junior season. Was an all–conference selection as a senior at Bloomfield (CT) HS, leading the team to a state championship that year, while also garnering all–state recognition in track and field. Majored in organizational leadership and supervision. Mother, Krystal, participated in track and field at Morgan State. Born on 03/31/85 in Manchester, CT. Full name is Kory Gerren Sheets.



40 CB

Ht: 5–11 Wt: 197
College: South Carolina
Exp: Rookie

CARLOS THOMAS

A four–year letterman, played in 48 games (25 starts), recording 59 tackles, 2.5 TFLs, 12 PDs and 6 INTs. In 2008, played in 13 games (5 starts), registering 14 tackles, 1.5 TFLs, 5 PDs and 3 INTs. In 2007, played in 13 games (10 starts), tallying 27 tackles and 2 INTs. An all–state selection in 2004 at Bannekar (GA) HS, recorded 30 tackles and 4 INTs. Also ran for over 1,000 yds. along with 9 TDs, and posted 20 recepts. for 411 yds. and 5 TDs. Majored in African American studies. Brother, Levon, played WR and spent part of the 2005 season on the New Orleans Saints practice squad and in the AFL. Born 05/01/87 in College Park, GA.



35 CB

Ht: 6–0 Wt: 194
College: Georgia Tech
Exp: Rookie

JAHI WORD-DANIELS

Played in 42 games (25 starts), recording 124 tackles, 7 TFLs, 23 PDs, and 5 INTs. In 2008, started every game he played, finishing with 24 tackles, 3.5 TFLs, 2 PDs and 1 INT. Enjoyed his most productive season in 2007, starting all 13 games and registering 56 tackles, 2.5 TFLs, 8 PDs and 2 INTs. An all–state selection at Hoover (AL) HS, tallied 7 INTs and 2 blocked punts, as a senior. Majored in management. Born 11/19/86 in Hoover, AL.

2008 49ERS REGULAR SEASON STATISTICS

WON 7, LOST 9

Date	W-L	Score	Opponent	Attendance
09/07	L	13–23	Arizona	67,186
09/14	W	33–30 OT	at Seattle	67,951
09/21	W	31–13	Detroit	67,249
09/28	L	17–31	at New Orleans	70,008
10/05	L	21–30	New England	67,650
10/12	L	26–40	Philadelphia	67,640
10/19	L	17–29	at New York Giants	78,676
10/26	L	13–34	Seattle	67,504
11/10	L	24–29	at Arizona	64,519
11/16	W	35–16	St. Louis	67,573
11/23	L	22–35	at Dallas	63,272
11/30	W	10– 3	at Buffalo	70,988
12/07	W	24–14	New York Jets	67,782
12/14	L	9–14	at Miami	65,893
12/21	W	17–16	at St. Louis	54,948
12/28	W	27–24	Washington	67,519

	49ers	Opponents
TOTAL FIRST OOWNS	287	293
Rushing	83	104
Passing	176	170
Penalty	28	19
3rd Down: Made/Att.	75/198	83/219
3rd Down Pct.	37.9	37.9
4th Down: Made/Att.	5/11	12/19
4th Down Pct.	45.5	63.2
POSSESSION AVG.	29:22	30:38
TOTAL NET YAROS	4978	5216
Avg. Per Game	311.1	326.0
Total Plays	961	1027
Avg. Per Play	5.2	5.1
NET YARDS RUSHING	1599	1709
Avg. Per Game	99.9	106.8
Total Rushes	397	452
NET YARDS PASSING	3379	3507
Avg. Per Game	211.2	219.2
Sacked/Yards Lost	55/345	30/161
Gross Yards	3724	3668
Att./Completions	509/309	545/331
Completion Pct.	60.7	60.7
Had Intercepted	19	12
PUNTS/AVERAGE	67/47.1	72/42.4
NET PUNTING AVG.	67/39.0	72/35.8
PENALTIES/YAROS	98/732	111/869
FUMBLES/BALL LOST	36/16	16/6
TOUCHDOWNS	36	39
Rushing	10	14
Passing	21	22
Returns	5	3

SCORE BY PERIODS	Q1	Q2	Q3	Q4	OT	PTS
49ERS	**90**	**102**	**53**	**91**	**3**	**339**
OPPONENTS	**54**	**160**	**64**	**103**	**0**	**381**

SCORING	TD	Ru	Pa	Rt	K-PAT	FG	S	PTS
Nedney	0	0	0	0	34/34	29/33	0	121
Gore	8	6	2	0			0	50
Bruce	7	0	7	0			0	42
Johnson	3	0	3	0			0	18
Morgan	3	0	3	0			0	18
Davis	2	0	2	0			0	12
Foster	2	1	1	0			0	12
J. Hill	2	0	2	0			0	12
S. Hill	2	2	0	0			0	12
Rossum	2	1	0	1			0	12
Clements	1	0	0	1			0	6*
Staley	1	0	0	1			0	6
Strickland	1	0	0	1			0	6#
Walker	1	0	1	0			0	6
Willis	1	0	0	1			0	6
49ERS	**36**	**10**	**21**	**5**	**34/34**	**29/33**	**0**	**339**
OPPONENTS	**39**	**14**	**22**	**3**	**38/38**	**35/42**	**2**	**381**

** returned blocked Punt, # returned blocked FG*

2-PT. CONVERSIONS: Gore 49ERS: 1-2 OPPONENTS: 0-1

RUSHING	No	Yds	Avg	Long	TD
Gore	240	1036	4.3	41t	6
Foster	76	234	3.1	18	1
O'Sullivan	30	145	4.8	18	0
S. Hill	24	115	4.8	24	2
Robinson	19	50	2.6	10	0
Battle	1	18	18.0	18	0
Davis	1	11	11.0	11	0
J. Hill	2	5	2.5	9	0
Rossum	1	1	1.0	1t	1
Bruce	1	–3	–3.0	–3	0
Walker	2	–13	–6.5	–3	0
49ERS	**397**	**1599**	**4.0**	**41t**	**10**
OPPONENTS	**452**	**1709**	**3.8**	**50**	**14**

RECEIVING	No	Yds	Avg	Long	TD
Bruce	61	835	13.7	63	7
Johnson	45	546	12.1	42	3
Gore	43	373	8.7	26	2
Davis	31	358	11.5	57	2
J. Hill	30	317	10.6	33	2
Battle	24	318	13.3	36	0
Morgan	20	319	16.0	48t	3
Robinson	17	202	11.9	36	0
Foster	16	133	8.3	31	1
Walker	10	155	15.5	53	1
Zeigler	5	97	19.4	31	0
Keasey	3	25	8.3	12	0
Ryan	1	8	8.0	8	0
Bajema	2	34	17.0	29	0
Rossum	1	4	4.0	4	0
49ERS	**309**	**3724**	**12.1**	**63**	**21**
OPPONENTS	**331**	**3668**	**11.1**	**81**	**22**

INTERCEPTIONS	No	Yds	Avg	Long	TD
Harris	3	25	8.3	24	0
Spikes	3	14	4.7	13	0
Clements	2	13	6.5	13	0
Brown	2	1	0.5	1	0
Willis	1	86	86.0	86t	1
J. Smith	1	0	0.0	0	0
49ERS	**12**	**139**	**11.6**	**86t**	**1**
OPPONENTS	**19**	**358**	**18.8**	**75t**	**2**

PUNTING	No	Yds	Avg	Net	TB	In	Lg	B
Lee	66	3155	47.8	39.0	9	13	82	1
49ERS	**67**	**3155**	**47.1**	**39.0**	**9**	**13**	**82**	**1**
OPPONENTS	**72**	**3054**	**42.4**	**35.8**	**9**	**23**	**70**	**1**

PUNT RETURNS	Ret	FC	Yds	Avg	Long	TD
Rossum	15	7	223	14.9	45	0
Battle	6	2	29	4.8	19	0
Clements	6	0	46	7.7	16	0
Zeigler	2	3	0	0.0	0	0
49ERS	**29**	**12**	**298**	**10.3**	**45**	**0**
OPPONENTS	**39**	**11**	**364**	**9.3**	**30**	**0**

KICKOFF RETURNS	No	Yds	Avg	Long	TD
Rossum	47	1259	26.8	104t	1
Walker	13	257	19.8	35	0
Robinson	6	135	22.5	34	0
Balmer	5	47	9.4	14	0
Bajema	2	27	13.5	14	0
Ryan	1	14	14.0	14	0
Battle	1	28	28.0	28	0
Spikes	1	0	0.0	0	0
49ERS	**76**	**1767**	**23.3**	**104t**	**1**
OPPONENTS	**65**	**1515**	**23.3**	**63**	**0**

FIELD GOALS	1-19	20-29	30-39	40-49	50+
Nedney	0/0	9/9	10/10	8/11	2/3
49ERS	**0/0**	**9/9**	**10/10**	**8/11**	**2/3**
OPPONENTS	**1/1**	**9/10**	**9/11**	**14/17**	**2/3**

NEDNEY: (39G,30G) (26G, 28G, 28G, 41N, 40G) (43N, 25G) (47G, 49G, 38G) () (32G, 37G, 53G, 29G) (40G) (42G, 40G) (41G) () (53N, 23G, 22G, 35G) (50G) (32G) (38G, 23G, 28G) (48G) (48N, 33G, 39G)

OPPONENTS: (25G, 35N, 31G, 30G) (51G, 38G, 32G) (44G, 51G) (31G) (35G, 40G, 49G) (19G, 54B, 38G, 25G, 28G) (21G, 35B, 48G) (43G, 42G) (28G, 33G, 23G) (48N, 24G, 48G, 44G) (48G, 41G, 47G, 42G) (20N, 22G, 40N) () (49N) (43G, 38G, 22G) (41G)

PASSING	Att	Cmp	Yds	Cmp%	Yds/Att	TD	TD%	Int	Int%	Long	Sack/Lost	Rating
S. Hill	288	181	2046	62.8	7.10	13	4.5	8	2.8	48t	23/148	87.5
O'Sullivan	220	128	1678	58.2	7.63	8	3.6	11	5.0	63	32/ 197	73.6
Bruce	1	0	0	0.0	0.00	0	0.0	0	0.0	––	0/0	39.6
49ERS	**509**	**309**	**3724**	**60.7**	**7.32**	**21**	**4.1**	**19**	**3.7**	**63**	**55/ 345**	**81.4**
OPPONENTS	**545**	**331**	**3668**	**60.7**	**6.73**	**22**	**4.0**	**12**	**2.2**	**81**	**30/ 161**	**85.0**

2008 49ERS DEFENSIVE STATISTICS

TACKLES	Solo	Ast	Total
Patrick Willis	126	59	185
Takeo Spikes	75	47	122
Michael Lewis	82	36	118
Justin Smith	62	42	104
Walt Harris	69	14	83
Aubrayo Franklin	43	34	77
Nate Clements	62	12	74
Isaac Sopoaga	40	26	66
Mark Roman	49	14	63
Ray McDonald	28	30	58
Parys Haralson	35	22	57
Manny Lawson	36	19	55
Donald Strickland	39	5	44
Ronald Fields	18	10	28
Dashon Goldson	12	11	23
Kentwan Balmer	6	14	20
Roderick Green	10	7	17
Keith Lewis	15	1	16
Tarell Brown	14	1	15
Jeff Ulbrich	8	7	15
Tully Banta–Cain	4	3	7
Shawntae Spencer	3	0	3
Reggie Smith	1	0	1
Marcus Hudson	0	1	1
TOTALS	**837**	**415**	**1,252**

INTERCEPTIONS	No	Yds	TD
Takeo Spikes	3	14	0
Walt Harris	3	25	0
Nate Clements	2	13	0
Tarell Brown	2	1	0
Patrick Willis	1	86	1
Justin Smith	1	0	0
TOTALS	**12**	**139**	**1**

SACKS	Solo	Ast	Total	Yards
Parys Haralson	7.0	1.0	8.0	45.0
Justin Smith	7.0	0.0	7.0	51.0
Roderick Green	3.0	0.5	3.5	10.0
Manny Lawson	3.0	0.0	3.0	8.0
Michael Lewis	2.0	0.0	2.0	15.0
Isaac Sopoaga	1.0	0.0	1.0	7.0
Aubrayo Franklin	1.0	0.0	1.0	6.0
Takeo Spikes	1.0	0.0	1.0	6.0
Ray McDonald	1.0	0.0	1.0	5.0
Patrick Willis	1.0	0.0	1.0	5.0
Walt Harris	1.0	0.0	1.0	0.0
Tully Banta–Cain	0.0	0.5	0.5	3.0
TOTALS	**28.0**	**2.0**	**30.0**	**161.0**

SPECIAL TEAMS	Solo	Ast	Total	Blocks	For Fum	Fum Rec.
Tully Banta–Cain	15	4	19	0	0	0
Jason Hill	7	10	17	0	0	0
Tarell Brown	12	4	16	0	0	0
Michael Robinson	9	7	16	0	0	0
Delanie Walker	9	6	15	0	0	0
Jeff Ulbrich	7	8	15	0	0	0
Marcus Hudson	7	4	11	0	0	0
Dashon Goldson	6	4	10	0	0	0
Keith Lewis	6	4	10	0	1	0
Brian Jennings	4	5	9	0	0	0
Billy Bajema	7	1	8	0	0	0
Donald Strickland	6	1	7	0	1	0
Dominique Zeigler	4	3	7	0	0	0
Parys Haralson	2	5	7	0	0	0
Manny Lawson	6	0	6	2	0	0
Zak Keasey	5	1	6	0	0	0
Josh Morgan	2	3	5	0	0	0
Reggie Smith	2	1	3	0	0	0
Roderick Green	1	2	3	0	0	0
Shawntae Spencer	1	1	2	0	0	0
Joe Nedney	1	1	2	0	0	0
Allen Rossum	1	0	1	0	0	0
Sean Ryan	0	1	1	0	0	0
Ray McDonald	0	0	0	1	0	0
Kentwan Balmer	0	0	0	0	0	0
Takeo Spikes	0	0	0	0	0	0
Mark Roman	0	0	0	0	0	0
DeShaun Foster	0	0	0	0	0	0
Michael Lewis	0	0	0	0	0	0
David Kirtman	0	0	0	0	0	0
Nate Clements	0	0	0	0	0	0
TOTALS	**120**	**76**	**196**	**3**	**2**	**0**

FORCED FUMBLES	Total
Manny Lawson	2
Takeo Spikes	2
Aubrayo Franklin	2
Patrick Willis	1
Justin Smith	1
Michael Lewis	1
Nate Clements	1
TOTALS	**10**

FUMBLE RECOVERIES	Total
Parys Haralson	1
Mark Roman	1
Takeo Spikes	1
Manny Lawson	1
Patrick Willis	1
Michael Lewis	1
TOTALS	**6**

BLOCKED FIELD GOAL TD's	Total
Donald Strickland	1
Nate Clements	1
TOTALS	**2**

PASSES DEFENSED	Total
Walt Harris	12
Patrick Willis	11
Nate Clements	11
Michael Lewis	9
Mark Roman	6
Donald Strickland	6
Takeo Spikes	5
Ray McDonald	4
Justin Smith	4
Manny Lawson	3
Tarell Brown	3
Keith Lewis	2
Parys Haralson	2
Isaac Sopoaga	2
Aubrayo Franklin	2
Dashon Goldson	1
Tarell Brown	1
Kentwan Balmer	1
Tully Banta–Cain	1
TOTALS	**86**

2008 49ERS PLAYER PARTICIPATION CHART

PLAYER	1 AZ	2 @Sea	3 DET	4 @NO	5 NE	6 PHI	7 @NYG	8 SEA	10 @Az	11 STL	12 @Dal	13 @Buf	14 NYJ	15 @Mia	16 @StL	17 WAS	GP/GS/ DNP/IA
Baas, David	P	P	P	P	P	P	P	LG	LG	LG	LG	LG	LG	LG	LG	LG	16/9/0/0
Bajema, Billy	TE	P	TE	P	P	TE	TE	TE	TE	TE	P	P	TE	FB	TE	P	16/10/0/0
Bakhtiari, Eric	NR	NR	NR	NR	NR	PS	PS	PS	PS	PS	PS	PS	PS	PS	PS	PS	0/0/0/0
Balmer, Kentwan	P	P	P	P	P	P	P	P	P	P	P	P	P	P	P	P	16/0/0/0
Banta-Cain, Tully	IA	IA	IA	IA	P	P	P	P	P	P	P	P	P	P	P	P	12/0/0/4
Barton, Kirk	NR	NR	NR	NR	NT	NR	NR	IA	NR	NR	NR	NR	NR	NR	NR	NR	0/0/0/1
Battle, Arnaz	P	P	P	P	P	P	P	P	IA	IA	IA	IA	P	IR	IR	IR	9/0/0/5
Bender, Jacob	NR	NR	NR	NR	NR	NR	NR	NR	NR	NR	IA	IA	IA	IA	IA	DNP	0/0/1/5
Birdine, Larry	NR	PS	PS	PS	NR	NR	NR	NR	NR	NR	NR	NR	NR	NR	NR	NR	0/0/0/0
Bradford, Mark	NR	NR	NR	NR	NR	NR	NR	NR	NR	PS	PS	PS	PS	PS	PS	PS	0/0/0/0
Brooks, Ahmad	IA	IA	IA	IA	IA	IA	IA	IA	IA	IA	IA	NR	IA	DNP	IA	IA	0/0/1/14
Brown, Tarell	IA	P	P	P	P	P	P	P	CB	P	P	P	P	P	P	P	15/1/0/1
Bruce, Isaac	WR	WR	WR	WR	WR	P	WR	WR	WR	WR	WR	WR	WR	WR	WR	WR	16/15/0/0
Clayton, Thomas	PS	PS	PS	PS	PS	PS	PS	PS	PS	PS	PS	PS	PS	DNP	IA	IA	0/0/1/2
Clements, Nate	CB	CB	CB	CB	CB	CB	CB	CB	CB	CB	CB	CB	IA	CB	CB	CB	15/15/0/1
Davis, Vernon	TE	TE	TE	TE	TE	TE	TE	TE	TE	TE	TE	TE	TE	TE	TE	TE	16/16/0/0
Ellison, Atiyyah	PS	PS	PS	PS	PS	PS	PS	PS	PS	PS	PS	PS	PS	NR	NR	NR	0/0/0/0
Fields, Ronald	P	P	P	P	P	P	P	P	P	P	P	P	P	P	P	P	16/0/0/0
Finley, J.J.	PS	PS	PS	PS	PS	PS	PS	PS	PS	PS	PS	PS	PS	PS	PS	PS	0/0/0/0
Foster, DeShaun	P	P	P	P	P	P	P	P	P	P	P	P	P	RB	RB	P	16/2/0/0
Franklin, Aubrayo	DT	DT	DT	DT	DT	DT	DT	DT	P	DT	DT	DT	DT	DT	DT	DT	16/15/0/0
Goldson, Dashon	P	S	P	S	P	P	P	IA	IA	IA	IA	IA	IA	IA	P	P	9/2/0/7
Gore, Frank	RB	RB	RB	RB	RB	RB	RB	RB	RB	RB	RB	RB	RB	IA	IA	RB	14/14/0/2
Grant, Larry	PS	PS	PS	PS	PS	PS	PS	PS	PS	PS	PS	NR	NR	NR	NR	NR	0/0/0/0
Green, Roderick	P	P	P	P	IA	IA	P	P	P	P	P	P	P	IA	P	P	13/0/0/3
Hannon, Chris	PS	PS	PS	PS	PS	PS	PS	PS	PS	PS	PS	DNP	NR	NR	NR	NR	0/0/1/0
Haralson, Parys	P	P	P	P	P	LB	P	DE	LB	LB	LB	OLB	OLB	OLB	OLB	OLB	16/10/0/0
Harris, Walt	CB	CB	CB	CB	CB	CB	CB	CB	CB	CB	CB	CB	CB	CB	CB	CB	16/16/0/0
Heitmann, Eric	C	C	C	C	C	C	C	C	C	C	C	C	C	C	C	C	16/16/0/0
Hill, Jason	P	P	P	P	P	P	P	P	P	P	WR	P	P	P	P	WR	16/2/0/0
Hill, Shaun	DNP	DNP	DNP	DNP	DNP	DNP	DNP	P	QB	QB	QB	QB	QB	QB	QB	QB	9/8/7/0
Holmes, Louis	PS	NR	NR	NR	NR	NR	NR	NR	NR	NR	NR	NR	NR	NR	NR	NR	0/0/0/0
Hudson, Marcus	IA	IA	IA	IA	P	P	IA	P	P	P	P	P	P	P	IA	IA	9/0/0/7
Jennings, Brian	P	P	P	P	P	P	P	P	P	P	P	P	P	P	P	P	16/0/0/0
Jennings, Jonas	RT	RT	IA	IA	IA	IA	IA	IA	DNP	DNP	IR	IR	IR	IR	IR	IR	2/2/2/6
Johnson, Bryant	WR	WR	P	WR	WR	P	P	P	WR	WR	WR	WR	WR	WR	WR	WR	16/12/0/0
Keasey, Zak	P	FB	FB	FB	P	P	IR	IR	IR	IR	IR	IR	IR	IR	IR	IR	6/3/0/0
Kirtman, David	NR	NR	NR	NR	NR	NR	IA	P	NR	NR	NR	NR	NR	NR	NR	NR	1/0/0/1
Lawson, Manny	ROLB	P	LOLB	P	IA	IA	OLB	OLB	P	P	OLB	OLB	OLB	OLB	OLB	OLB	14/10/0/2
Lee, Andy	P	P	P	P	P	P	P	P	P	P	P	P	P	P	P	P	16/0/0/0
Lewis, Keith	P	P	P	P	P	P	P	P	P	P	P	P	P	P	P	P	16/0/0/0
Lewis, Michael	SS	SS	SS	SS	SS	SS	SS	SS	SS	SS	SS	SS	SS	SS	SS	SS	16/16/0/0
Martin, Jamie	NR	EQ	EQ	EQ	EQ	EQ	EQ	EQ	EQ	EQ	EQ	EQ	EQ	EQ	EQ	EQ	0/0/0/15
McDonald, Ray	DE	DE	DE	DE	DE	DE	DE	IA	DE	DE	P	P	P	P	P	P	15/9/0/1
Morgan, Josh	P	P	P	P	P	P	P	WR	P	IA	IA	IA	IA	P	P	P	12/1/0/4
Nedney, Joe	P	P	P	P	P	P	P	P	P	P	P	P	P	P	P	P	16/0/0/0
O'Sullivan, J.T.	QB	QB	QB	QB	QB	QB	QB	QB	DNP	P	DNP	DNP	DNP	DNP	DNP	DNP	9/8/7/0
Pruneda, Ramiro	PS	PS	PS	PS	PS	PS	PS	PS	PS	PS	PS	PS	PS	PS	PS	PS	0/0/0/0
Rachal, Chilo	IA	IA	DNP	DNP	DNP	DNP	DNP	DNP	P	P	RG	RG	RG	RG	RG	RG	8/6/6/2
Robinson, Michael	P	P	P	P	P	P	FB	P	P	P	P	P	P	P	P	P	16/1/0/0
Roland, Justin	NR	NR	NR	NR	NR	NR	NR	NR	NR	NR	NR	NR	PS	PS	PS	PS	0/0/0/0
Roman, Mark	FS	FS	FS	FS	FS	FS	FS	FS	FS	FS	FS	FS	FS	FS	FS	FS	16/16/0/0
Rossum, Allen	P	P	P	P	P	WR	P	P	P	P	P	IA	IA	IA	P	P	13/1/0/3
Ryan, Sean	NR	NR	NR	NR	NR	NR	NR	NR	NR	P	P	HB	P	P	P	IA	6/1/0/1
Sims, Barry	P	P	RT	RT	RT	RT	RT	RT	IA	IA	P	P	P	P	RT	RT	14/8/0/2
Smith, Alex	IA	IR	IR	IR	IR	IR	IR	IR	IR	IR	IR	IR	IR	IR	IR	IR	0/0/0/1
Smith, Justin	DT	DE	DE	DE	DE	DE	DE	DE	DE	DE	DE	DE	DE	DE	DE	DE	16/16/0/0
Smith, Reggie	IA	IA	P	IA	IA	IA	IA	IA	IA	P	IA	IA	P	IA	IA	IA	3/0/0/13
Snyder, Adam	LG	LG	LG	LG	LG	LG	LG	P	RT	RT	RT	RT	RT	RT	DNP	IA	14/13/1/1
Sopoaga, Isaac	LDE	DT	DT	DT	DT	DT	DT	DT	DT	P	DT	DT	DT	DT	DT	DT	16/15/0/0
Spencer, Shawntae	P	P	IA	IA	IA	IA	IR	IR	IR	IR	IR	IR	IR	IR	IR	IR	2/0/0/4
Spikes, Takeo	P	P	P	LILB	LILB	LILB	LILB	LILB	ILB	ILB	ILB	ILB	ILB	ILB	ILB	ILB	16/13/0/0
Staley, Joe	LT	LT	LT	LT	LT	LT	LT	LT	LT	LT	LT	LT	LT	LT	LT	LT	16/16/0/0
Strickland, Donald	P	IA	IA	P	CB	P	P	P	P	CB	P	P	CB	P	P	P	14/3/0/1
Toledo, Joe	PS	PS	PS	PS	PS	PS	PS	PS	PS	PS	PS	PS	PS	PS	PS	PS	0/0/0/0
Ulbrich, Jeff	LILB	ILB	LILB	P	P	P	P	P	P	P	P	P	P	P	P	P	16/3/0/0
Walker, Delanie	P	P	P	P	TE	TE	P	P	P	IA	P	P	P	P	P	P	15/2/0/1
Wallace, Cody	IA	IA	IA	IA	IA	IA	IA	IA	IA	IA	IA	IA	IA	IA	IA	IA	0/0/0/16
Willis, Patrick	RILB	ILB	RILB	RILB	RILB	RILB	RILB	RILB	OLB	ILB	ILB	ILB	ILB	ILB	ILB	ILB	16/16/0/0
Wragge, Tony	RG	RG	RG	RG	RG	RG	RG	RG	RG	RG	P	P	P	P	P	P	16/10/0/0
Zeigler, Dominique	PS	PS	PS	PS	PS	PS	PS	PS	P	P	P	P	P	P	P	P	8/0/0/0

Position = Starter, P = Played, DNP = Did Not Play, IA = Inactive, IR = Injured Reserve, EQ = Emergency Quarterback, PUP = Physically Unable to Perform, NR = Not on Roster, PS = Practice Squad, NFI = Non-Football Injury, SUS = Suspended, EXP = Roster Exemption, PSI = Practice Squad/Injured, Bye – Week 9 (11-2)

2008 GAME-BY-GAME STARTERS

OFFENSE

Opp	WR	LT	LG	C	RG	RT	TE	WR	QB	RB	FB
ARI	Johnson	Staley	Snyder	Heitmann	Wragge	Jennings	Davis	Bruce	O'Sullivan	Gore	Bajema (TE)
@SEA	Johnson	Staley	Snyder	Heitmann	Wragge	Jennings	Davis	Bruce	O'Sullivan	Gore	Keasey (FB)
DET	Bajema (TE)	Staley	Snyder	Heitmann	Wragge	Sims	Davis	Bruce	O'Sullivan	Gore	Keasey (FB)
@NO	Johnson	Staley	Snyder	Heitmann	Wragge	Sims	Davis	Bruce	O'Sullivan	Gore	Keasey (FB)
NE	Johnson	Staley	Snyder	Heitmann	Wragge	Sims	Davis	Bruce	O'Sullivan	Gore	Walker (TE)
PHI	Rossum	Staley	Snyder	Heitmann	Wragge	Sims	Davis	Walker (TE)	O'Sullivan	Gore	Bajema (TE)
@NYG	Bajema (TE)	Staley	Snyder	Heitmann	Wragge	Sims	Davis	Bruce	O'Sullivan	Gore	Robinson (FB)
SEA	Morgan	Staley	Baas	Heitmann	Wragge	Sims	Davis	Bruce	O'Sullivan	Gore	Bajema (TE)
@ARI	Johnson	Staley	Baas	Heitmann	Wragge	Snyder	Davis	Bruce	S. Hill	Gore	Bajema (TE)
STL	Johnson	Staley	Baas	Heitmann	Wragge	Snyder	Davis	Bruce	S. Hill	Gore	Bajema (TE)
@DAL	Johnson	Staley	Baas	Heitmann	Rachal	Snyder	Davis	Bruce	S. Hill	Gore	J. Hill (WR)
@BUF	Johnson	Staley	Baas	Heitmann	Rachal	Snyder	Davis	Bruce	S. Hill	Gore	S. Ryan (HB)
NYJ	Johnson	Staley	Baas	Heitmann	Rachal	Snyder	Davis	Bruce	S. Hill	Gore	Bajema (TE)
@MIA	Johnson	Staley	Baas	Heitmann	Rachal	Snyder	Davis	Bruce	S. Hill	Foster	Bajema (TE)
@STL	Johnson	Staley	Baas	Heitmann	Rachal	Sims	Davis	Bruce	S. Hill	Foster	Bajema (TE)
WAS	Johnson	Staley	Baas	Heitmann	Rachal	Sims	Davis	Bruce	S. Hill	J. Hill (WR)	Bajema (TE)

DEFENSE

Opp	LE	OT	OT	RE	LILB	RILB	OLB	LCB	RCB	SS	FS
ARI	Sopoaga	Franklin	J. Smith	McDonald	Ulbrich	Willis	Lawson	Clements	Harris	Lewis	Roman
@SEA	McDonald	Franklin	Sopoaga	J. Smith	Ulbrich	Willis	Goldson (S)	Clements	Harris	Lewis	Roman
DET	McDonald	Franklin	Sopoaga	J. Smith	Ulbrich	Willis	Lawson	Clements	Harris	Lewis	Roman
@NO	McDonald	Franklin	Sopoaga	J. Smith	Spikes	Willis	Goldson (S)	Clements	Harris	Lewis	Roman
NE	McDonald	Franklin	Sopoaga	J. Smith	Spikes	Willis	Strickland (CB)	Clements	Harris	Lewis	Roman
PHI	McDonald	Franklin	Sopoaga	J. Smith	Spikes	Willis	Haralson	Clements	Harris	Lewis	Roman
@NYG	McDonald	Franklin	Sopoaga	J. Smith	Spikes	Willis	Lawson	Clements	Harris	Lewis	Roman
SEA	Haralson (LB)	Franklin	Sopoaga	J. Smith	Spikes	Willis	Lawson	Clements	Harris	Lewis	Roman
@ARI	McDonald	Brown (CB)	Sopoaga	J. Smith	Spikes	Willis	Haralson	Clements	Harris	Lewis	Roman
STL	McDonald	Franklin	Strickland (CB)	J. Smith	Spikes	Willis	Haralson	Clements	Harris	Lewis	Roman
@DAL	Haralson (LB)	Franklin	Sopoaga	J. Smith	Spikes	Willis	Lawson	Clements	Harris	Lewis	Roman
@BUF	Haralson (LB)	Franklin	Sopoaga	J. Smith	Spikes	Willis	Lawson	Clements	Harris	Lewis	Roman
NYJ	Haralson (LB)	Franklin	Sopoaga	J. Smith	Spikes	Willis	Lawson	Strickland	Harris	Lewis	Roman
@MIA	Haralson (LB)	Franklin	Sopoaga	J. Smith	Spikes	Willis	Lawson	Clements	Harris	Lewis	Roman
@STL	Haralson (LB)	Franklin	Sopoaga	J. Smith	Spikes	Willis	Lawson	Clements	Harris	Lewis	Roman
WAS	Haralson (LB)	Franklin	Sopoaga	J. Smith	Spikes	Willis	Lawson	Clements	Harris	Lewis	Roman

SAN FRANCISCO 49ERS 2008 INACTIVES

Arizona	Banta–Cain/Brooks/Brown/Hudson/Rachal/A. Smith/R. Smith/Wallace
at Seattle	Banta–Cain/Brooks/Hudson/Martin/Rachal/R. Smith/Strickland/Wallace
Detroit	Banta–Cain/Brooks/Hudson/J. Jennings/Martin/Spencer/Strickland/Wallace
at New Orleans	Banta–Cain/Brooks/Hudson/J. Jennings/Martin/R. Smith/Spencer/Wallace
New England	Brooks/Green/J. Jennings/Lawson/Martin/R. Smith/Spencer/Wallace
Philadelphia	Brooks/Green/J. Jennings/Lawson/Martin/R. Smith/Spencer/Wallace
at New York Giants	Barton/Brooks/Hudson/J. Jennings/Kirtman/Martin/R. Smith/Wallace
Seattle	Barton/Brooks/Goldson/J. Jennings/Martin/McDonald/R. Smith/Wallace
at Arizona	Battle/Brooks/Goldson/Martin/Ryan/Sims/R. Smith/Wallace
St. Louis	Battle/Brooks/Goldson/Martin/Morgan/Sims/Walker/Wallace
at Dallas	Battle/Bender/Brooks/Goldson/Martin/Morgan/R. Smith/Wallace
at Buffalo	Battle/Bender/Goldson/Martin/Morgan/Rossum/R. Smith/Wallace
New York Jets	Bender/Brooks/Clements/Goldson/Martin/Morgan/Rossum/Wallace
at Miami	Bender/Goldson/Gore/Green/Martin/Rossum/R. Smith/Wallace
at St. Louis	Bender/Brooks/Clayton/Gore/Hudson/Martin/R. Smith/Wallace
Washington	Brooks/Clayton/Hudson/Martin/Ryan/R. Smith/Snyder/Wallace

2008 PERSONNEL MOVES

1/14 Signed to Future Contracts – RB **Thomas Clayton**, CB **Markus Curry**, WR **Jerard Rabb**, TE **Cooper Wallace**, WR **Dominique Zeigler**

1/15 Signed to Future Contract – LB **Dennis Haley**

1/29 Signed to Future Contract – DT **Walter Curry**

2/7 Re–Signed – QB **Shaun Hill**

2/15 Signed – P **Ricky Schmitt**

2/19 Waived – LB **Derek Smith**

Tendered Restricted Free Agent – TE **Billy Bajema**

2/26 Re–Signed – LB **Roderick Green**

2/27 Re–Signed – DT **Isaac Sopoaga**

2/29 Signed – KR/PR **Allen Rossum**, QB **J.T. O'Sullivan**, RB **DeShaun Foster**

3/1 Signed – DE **Justin Smith**

3/3 Signed – LB **Dontarrious Thomas**

3/4 Signed – WR **Isaac Bruce**

3/13 Contract Terminated – QB **Trent Dilfer**

3/15 Waived – WR **Darrell Jackson**

3/17 Signed – WR **Bryant Johnson**, T **Qasim Mitchell**

3/22 Re–Signed – CB **Donald Strickland**

3/25 Signed – G **Jeb Terry**

4/14 Waived – WR **C.J. Brewer**

4/26 Selected DT **Kentwan Balmer** (North Carolina) in 1st round (29th overall), G **Chilo Rachal** (Southern California) in 2nd round (39th overall)

4/27 Selected CB **Reggie Smith** (Oklahoma) in 3rd round (75th overall), C **Cody Wallace** (Texas A&M) in 4th round (107th overall), WR **Josh Morgan** (Virginia Tech) in 6th round (174th overall), LB **Larry Grant** (Ohio State) in 7th round (214th overall)

5/1 Signed as undrafted free agents – S **Lewis Baker** (Oklahoma), G **John Booker** (San Jose State), LB **Lance Brandenburgh** (Nebraska), LB **Ezra Butler** (Nevada), WR **Cam Colvin** (Oregon), G **Brian De La Puente** (California), TE **J.J. Finley** (Oklahoma), DE **Louis Holmes** (Arizona), WR **Robert Jordan** (California), S **D.J. Parker** (Virginia Tech), LB **Shaun Richardson** (Tennessee State)

5/7 Waived – LB **Lance Brandenburgh**

5/27 Waived – LB **Ezra Butler**

6/2 Signed – T **Alan Reuber**

6/10 Signed – T **Joe Toledo**

Waived – T **Qasim Mitchell**

6/17 Claimed Off Waivers (Phi.) – DT **LaJuan Ramsey**

6/19 Signed – WR **Josh Morgan** (D6)

6/26 Signed – T **Barry Sims**

7/1 Waived – G **John Booker**, LB **Shaun Richardson**

7/7 Signed – QB **Drew Olson**

Waived – QB **Kyle Wright**

7/15 Waived – DE **Melvin Oliver**

7/16 Signed – G **Chilo Rachal** (D2)

7/22 Signed – CB **Reggie Smith** (D3)

7/23 Signed – C **Cody Wallace** (D4)

7/25 Placed on PUP/Reserve – G **David Baas**

7/29 Signed – WR **Robert Ortiz**

Waived – WR **Robert Jordan**

8/2 Waived/Injured – G **Jeb Terry**

Signed – G **John Booker**

8/10 Waived – LB Brandon Moore

Signed – LB **Takeo Spikes**, T **Chris Patrick**

Placed on Injured Reserve – T **Damane Duckett**

8/23 Waived – S **Lewis Baker**, G **John Booker**, DT **Joe Cohen**, C **Cooper Wallace**, QB **Kyle Wright**

8/25 Activated from PUP/Reserve – G **David Baas**

8/30 Placed on Injured Reserve – LB **Jay Moore**

Waived – RB **Thomas Clayton**, WR **Cam Colvin**, CB **Markus Curry**, DT **Walter Curry**, G **Brian de la Puente**, DT **Atiyyah Ellison**, TE **J.J. Finley**, LB **Larry Grant**, LB **Dennis Haley**, DE **Louis Holmes**, WR **Ashley Lelie**, FB **Moran Norris**, WR **Robert Ortiz**, S **D.J. Parker**, T **Chris Patrick**, WR **Jerard Rabb**, T **Alan Reuber**, DT **LaJuan Ramsey**, P **Ricky Schmitt**, T **Joe Toledo**, WR **Dominique Zeigler**

8/31 Waived – LB **Dontarrious Thomas**

Claimed off Waivers (Cin.) – LB **Ahmad Brooks**

Signed to Practice Squad – RB **Thomas Clayton**, DT **Atiyyah Ellison**, TE **J.J. Finley**, LB **Larry Grant**, DE **Louis Holmes**, WR **Dominique Zeigler**

9/1 Signed to Practice Squad – WR **Chris Hannon**, T **Joe Toledo**

9/8 Released from Practice Squad – DE **Louis Holmes**

9/10 Placed on Injured Reserve – QB **Alex Smith**

Signed – QB **Jamie Martin**

Signed to Practice Squad – DE **Larry Birdine**

10/4 Released from Practice Squad – DE **Larry Birdine**

10/7 Signed to Practice Squad – LB **Eric Bakhtiari**

10/14 Placed on Injured Reserve – FB **Zak Keasey**

10/15 Signed – FB **David Kirtman**

10/16 Placed on Injured Reserve – CB **Shawntae Spencer**

Claimed off Waivers (Mia.) – T **Kirk Barton**

10/20 Dismissed as Head Coach – **Mike Nolan**

Announced Interim Head Coach – **Mike Singletary**

10/21 Dismissed as Offense Line Coach – **George Warhop**

11/3 Waived – FB **David Kirtman**

Signed – TE **Sean Ryan**

11/8 Waived – T **Kirk Barton**

Signed to active roster from Practice Squad (SF) – WR **Dominique Zeigler**

11/12 Signed to Practice Squad – WR **Mark Bradford**

11/18 Placed on Injured Reserve – T **Jonas Jennings**

Signed to active roster from Practice Squad (NE) – T **Jacob Bender**

11/26 Claimed from Practice Squad (StL) – LB **Larry Grant**

11/29 Waived – LB **Ahmad Brooks**

Signed to active roster from Practice Squad (SF) – WR **Chris Hannon**

12/2 Signed – LB **Ahmad Brooks**

Waived – WR **Chris Hannon**

12/3 Signed to the Practice Squad – LB **Justin Roland**

12/10 Claimed from Practice Squad (Jac.) – DE **Atiyyah Ellison**

Signed to Practice Squad – FB **Carl Stewart**

12/13 Placed on Injured Reserve – WR **Arnaz Battle**

Signed to active roster from Practice Squad (SF) – RB **Thomas Clayton**

12/28 Announced as Head Coach – **Mike Singletary**

Announced as Team President – **Jed York**

2009 KEY PERSONNEL MOVES

Through June 17th, 2009

1/2 Signed to Future Contracts – WR **Mark Bradford**, TE **Joe Jon Finley**, T **Joe Toledo**, LB **Justin Roland**

1/8 Named Running Backs Coach – **Tom Rathman**

1/12 Named Pass Rush Specialist – **Al Harris**

Named Inside Linebackers Coach – **Vantz Singletary**

2/6 Named Quarterbacks Coach – **Mike Johnson**

Named Offensive Coordinator – **Jimmy Raye**

2/28 Signed – WR **Brandon Jones**

3/2 Signed – FB **Moran Norris**

3/4 Signed – QB **Damon Huard**, LB **Takeo Spikes**

3/6 Named Offensive Assistant – **Jason Michael**

3/10 Signed – DE **Demetric Evans**, KR/PR **Allen Rossum**

3/16 Signed – S **Lewis Baker,** LB **Mark Washington**

3/30 Signed – T **Marvel Smith**

4/16 Signed – LB **Parys Haralson** to a four–year contract extension through 2013 and K **Joe Nedney** to a two–year contract extension through 2011.

4/25 Selected WR **Michael Crabtree** (Texas Tech) in 1st round (10th overall), Traded 2nd round (43rd overall) and 4th round (111th overall) draft choices to Carolina for their 2010 1st round choice

4/26 Selected RB **Glen Coffee** (Auburn) in 3rd round (74th overall), LB **Scott McKillop** (Pittsburgh) in 5th round (146th overall), QB **Nate Davis** (Ball State) in 5th round (171st overall), TE **Bear Pascoe** (Fresno State) in 6th round (184th overall), S **Curtis Taylor** (LSU) in 7th round (219th overall), DT **Ricky Jean–Francois** (LSU) in 7th round (244th overall)

4/30 Signed – LB **Marques Harris**

Signed as undrafted free agents – T **Alex Boone**, LB **Diyral Biggs**, WR **Dobson Collins**, DE **Pannel Egboh**, QB **Kirby Freeman**, G **Kyle Howard**, G/C **Matthew Huners**, CB **Terrail Lambert**, DE **Khalif Mitchell**, RB **Kory Sheets**, CB **Carlos Thomas**, DB **Jahi Word–Daniels**

5/14 Signed – LB **Scott McKillop** (D5), DT **Ricky Jean–Francois** (D7b)

5/18 Signed – S **Curtis Taylor** (D7a)

5/21 Signed – CB **Dre' Bly**

5/28 Signed – TE **Bear Pascoe** (D6)

6/4 Signed – T **Joe Staley** to a six–year contract extension through 2017

6/6 Signed – LS **Brian Jennings** to a five–year contract extension through 2014

2008 GAME-BY-GAME TEAM STATISTICS

OFFENSE

	FIRST DOWNS				RUSHING		PASSING						PUNTS	PEN	FUM	TOs		
	T	R	Pa	Pe	Att	Yds	Att	Com	Int	Yds	NET YDS	SK(YD)	NO(AVG)	NO(YD)	NO(LT)	Ru	Pa	Ret
9/7 vs. Arz.	13	3	9	1	20	108	20	14	1	195	183	4 (12)	2 (43.5)	3 (20)	5 (4)	1	0	0
9/14 at Sea.	20	3	13	4	23	93	32	20	0	321	272	8 (49)	4 (46.3)	9 (60)	2 (1)	1	1	1
9/21 vs. Det.	25	11	11	3	39	182	23	16	0	189	188	1 (1)	4 (37.0)	3 (30)	0 (0)	2	2	0
9/28 at NO	20	4	12	4	19	91	36	18	2	257	221	6 (36)	3 (41.0)	9 (63)	1 (1)	0	1	0
10/5 vs. NE	12	3	7	2	18	77	29	14	3	130	122	1 (8)	5 (54.0)	6 (37)	0 (0)	0	3	0
10/12 vs. Phi.	14	7	7	0	27	131	30	17	2	199	175	3 (24)	3 (42.7)	10 (58)	1 (1)	1	0	1
10/19 at NYG	13	1	12	0	16	35	28	16	2	256	218	6 (38)	5 (43.6)	13 (134)	4 (1)	0	1	1
10/26 vs. Sea.	21	7	14	0	24	124	44	28	1	304	264	5 (40)	4 (49.0)	7 (65)	4 (1)	0	1	0
11/10 at Arz.	19	7	10	2	28	119	40	19	2	217	217	0 (0)	4 (53.0)	10 (93)	1 (1)	0	2	1
11/16 vs. StL	19	9	9	1	36	135	21	15	0	213	199	2 (14)	6 (51.8)	7 (33)	2 (2)	3	2	0
11/23 at Dal.	16	1	12	3	15	26	33	21	1	303	278	4 (25)	4 (37.5)	2 (10)	2 (1)	0	2	0
11/30 at Buf.	12	2	8	2	29	62	23	14	0	161	133	3 (28)	6 (47.3)	4 (35)	4 (1)	0	1	0
12/7 vs. NYJ	25	6	15	4	33	100	39	28	1	285	275	2 (10)	4 (44.5)	3 (25)	5 (1)	0	2	1
12/14 at Mi a.	24	6	16	2	27	112	47	30	0	233	206	5 (27)	5 (48.4)	4 (22)	0 (0)	0	0	0
12/21 at StL	15	4	11	0	17	83	34	18	3	216	190	4 (26)	5 (54.8)	5 (32)	2 (1)	0	2	0
12/28 vs. Was.	19	9	10	0	26	121	30	21	1	245	238	1 (7)	3 (49.7)	3 (15)	3 (0)	2	1	0
TOTALS	**287**	**83**	**176**	**28**	**397**	**1,599**	**509**	**309**	**19**	**3,724**	**3,379**	**55 (345)**	**67 (47.1)**	**98 (732)**	**36 (16)**	**10**	**21**	**5**

DEFENSE

	FIRST DOWNS				RUSHING		PASSING						PUNTS	PEN	FUM	TOs		
	T	R	Pa	Pe	Att	Yds	Att	Com	Int	Yds	NET YDS	SK(YD)	ND(AVG)	ND(YD)	ND(LT)	Ru	Pa	Ret
9/7 vs. Arz.	18	7	10	1	39	109	30	19	0	197	176	3 (21)	4 (45.0)	4 (40)	0 (0)	1	1	0
9/14 at Sea.	22	11	11	0	34	169	36	18	2	189	182	1 (7)	4 (29.3)	10 (75)	2 (1)	2	0	0
9/21 vs. Det.	14	8	6	0	20	116	31	15	2	146	124	4 (22)	5 (47.8)	9 (61)	3 (0)	0	1	0
9/28 at NO	24	6	12	6	32	104	35	23	1	363	363	0 (0)	3 (30.7)	13 (123)	1 (1)	1	3	0
10/5 vs. NE	25	10	13	2	43	144	32	22	2	259	233	5 (26)	4 (35.5)	4 (56)	1 (0)	2	1	0
10/12 vs. Phi.	21	5	15	1	21	103	36	23	1	280	280	0 (0)	2 (38.5)	2 (10)	0 (0)	1	2	1
10/19 at NYG	17	6	7	4	32	112	31	16	0	161	161	0 (0)	6 (48.8)	11 (80)	2 (0)	2	1	0
10/26 vs. Sea.	14	4	10	0	28	39	25	15	0	222	222	1 (0)	5 (53.4)	3 (15)	0 (0)	1	2	1
11/10 at Arz.	21	2	17	2	19	46	42	32	0	328	328	0 (0)	5 (35.2)	10 (71)	0 (0)	0	3	0
11/16 vs. StL	22	8	14	0	23	126	53	34	2	295	280	4 (15)	4 (41.8)	6 (52)	2 (1)	0	1	0
11/23 at Dal.	16	3	13	0	29	74	39	23	0	341	334	1 (7)	4 (48.3)	8 (65)	1 (1)	0	3	1
11/30 at Buf.	18	7	11	0	25	156	38	21	0	205	194	3 (11)	3 (26.0)	6 (43)	2 (1)	0	0	0
12/7 vs. NYJ	10	4	6	0	12	59	31	20	1	137	123	3 (14)	6 (43.0)	8 (57)	1 (0)	2	0	0
12/14 at Mi a.	11	5	6	0	22	98	19	12	0	156	150	1 (6)	5 (41.0)	8 (66)	0 (0)	0	2	0
12/21 at StL	21	10	10	1	39	129	37	20	1	233	214	3 (19)	7 (48.9)	7 (45)	0 (0)	0	1	0
12/28 vs. Was.	19	8	9	2	34	125	30	18	0	156	143	1 (13)	5 (45.6)	2 (10)	1 (1)	2	1	0
TOTALS	**293**	**104**	**170**	**19**	**452**	**1,709**	**545**	**331**	**12**	**3,668**	**3,507**	**30 (161)**	**72 (42.4)**	**111 (869)**	**16 (6)**	**14**	**22**	**3**

49ERS INDIVIDUAL RECORDS (NFL 1950-08)

COACHING

Games (Includes Postseason)
166 Bill Walsh (1979–88)
125 George Seifert (1989–96)
117 Dick Nolan (1968–75)

Wins (Includes Postseason)
108 George Seifert (1989–96)
102 Bill Walsh (1979–88)
72 Lawrence "Buck" Shaw (1946–54)

Consecutive Wins (Single Regular Season)
11 Steve Mariucci (1997)
10 George Seifert (1990, 1994)
9 Bill Walsh (1984)

Consecutive Wins (Regular Season)
15 George Seifert (1989–90)
11 Steve Mariucci (1997)
10 George Seifert (1990, 1994)

Losses (Includes Postseason)
63 Bill Walsh (1979–88)
56 Dick Nolan (1968–75)
43 Steve Mariucci (1997–02)

Consecutive Losses
9 Pete McCulley/Fred O'Conner (1978)
8 Mike Nolan (2007)
Steve Mariucci (1999)
Bill Walsh (1980)
7 Dennis Erickson (2004)
Bill Walsh (1979)
Dick Nolan (1974)

Winning Percentage (Includes Postseason)
75.5 George Seifert (1989–96)
63.8 Lawrence "Buck" Shaw (1946–54)
61.8 Bill Walsh (1979–88)

Seasons
10 Bill Walsh (1979–88)
9 Lawrence "Buck" Shaw (1946–54)
8 George Seifert (1989–96)
Dick Nolan (1968–75)

Consecutive Winning Seasons
8 George Seifert (1989–96)
6 Bill Walsh (1983–88)
4 Lawrence "Buck" Shaw (1951–54)

Division Titles
6 George Seifert (1989–90, 1992–95)
Bill Walsh (1981, 1983–84, 1986–88)
3 Dick Nolan (1970–72)

Consecutive Division Titles
4 George Seifert (1992–95)
3 Bill Walsh (1986–88)
Dick Nolan (1970–72)

SERVICE

GAMES PLAYED

Career
238 Jerry Rice, WR (1985–2000)
212 Jimmy Johnson, DB (1961–76)
208 Bryant Young (1994–2007)
Len Rohde, T (1960–74)

Consecutive Games
208 Len Rohde, T (1960–74)
189 Jerry Rice, WR (1985–97)
174 Leo Nomellini, DT (1950–63)

SCORING

POINTS

Career
1,130 Jerry Rice (1985–2000), 187 TD, 4 2–PT Conversion
979 Ray Wersching (1977–87), 409 PAT, 190 FG
738 Tommy Davis (1959–69), 348 PAT, 130 FG

Season
138 Jerry Rice (1987), 23 TD
136 Mike Cofer (1989), 49 PAT, 29 FG
131 Ray Wersching (1984), 56 PAT, 25 FG

Game
30 Jerry Rice, at Atlanta (10/14/90), 5 TD
26 Gordy Soltau, vs. L.A. Rams (10/28/51), 3 TD, 1 FG, 5 PAT
24 Jerry Rice, at Tampa Bay (11/14/93), 4 TD
Billy Kilmer, at Minnesota (10/15/61), 4 TD

TOUCHDOWNS

Career
187 Jerry Rice (1985–2000), 176 rec., 10 rush, 1 fum. rec.
83 Terrell Owens (1996–2003), 81 rec., 2 rush
66 Roger Craig (1983–90), 50 rush, 16 rec.

Season
23 Jerry Rice (1987), 22 rec., 1 rush
17 Jerry Rice (1995), 15 rec., 1 rush, 1 fum. rec.
Jerry Rice (1989), 17 rec.
16 Terrell Owens (2001), 16 rec.
Jerry Rice (1993), 15 rec, 1 rush
Jerry Rice (1986), 15 rec., 1 rush

Game
5 Jerry Rice, at Atlanta (10/14/90), 5 rec.
4 Jerry Rice, at Tampa Bay (11/14/93), 4 rec.
Billy Kilmer, at Minnesota (10/15/61), 4 rush

EXTRA POINTS ATTEMPTED

Career
425 Ray Wersching (1977–87)
350 Tommy Davis (1959–69)
302 Gordy Soltau (1950–58)

Season
62 Doug Brien (1994)
61 Mike Cofer (1993)
56 Ray Wersching (1984)

Game
8 Mike Cofer, vs. Atlanta (10/18/92)
7 Mike Cofer, at Detroit (12/19/93)
Mike Cofer, vs. Chicago (12/23/91)
Bruce Gossett, at Atlanta (10/29/72)
Tommy Davis, at Detroit (10/1/61)

EXTRA POINTS MADE

Career
409 Ray Wersching (1977–87)
348 Tommy Davis (1959–69)
289 Mike Cofer (1988–93)

Season
60 Doug Brien (1994)
59 Mike Cofer (1993)
56 Ray Wersching (1984)

Game
8 Mike Cofer, vs. Atlanta (10/18/92)
7 Mike Cofer, at Detroit (12/19/93)
Mike Cofer, vs. Chicago (10/23/91)
Bruce Gossett, at Atlanta (10/29/72)
Tommy Davis, at Detroit (10/1/61)

CONSECUTIVE EXTRA POINTS MADE

Career
234 Tommy Davis (9/27–59 to 12/12/65)
Season
56 Ray Wersching (1984)
51 Ray Wersching (1983)
40 Jeff Wilkins (1996)
Game
8 Mike Cofer, vs. Atlanta (10/18/92)

FIELD GOALS ATTEMPTED

Career
276 Tommy Davis (1959–69)
261 Ray Wersching (1977–87)
194 Mike Cofer (1988–93)
Season
38 Mike Cofer (1988)
36 Gary Anderson (1997)
Mike Cofer (1990)
Mike Cofer (1989)
Bruce Gossett (1971)
35 Joe Nedney (2006)
Ray Wersching (1986)
Ray Wersching (1984)
Game
6 Joe Nedney, vs. Tampa Bay (10/30/05)
Jeff Wilkins, vs. Atlanta (9/29/96)
Ray Wersching, at New Orleans (10/16/83)
Tommy Davis, at L.A. Rams (10/17/65)
Tommy Davis, at Dallas (11/20/60)
Gordy Soltau, at Green Bay (11/23/58)

FIELD GOALS MADE

Career
190 Ray Wersching (1977–87)
130 Tommy Davis (1959–69)
128 Mike Cofer (1988–93)
Season
30 Jeff Wilkins (1996)
29 Joe Nedney (2006)
Gary Anderson (1997)
Mike Cofer (1989)
Game
6 Jeff Wilkins, vs. Atlanta (9/29/96)
Ray Wersching, at New Orleans (10/16/83)
5 Joe Nedney, vs. Tampa Bay (10/30/05)
Jeff Chandler, vs. Chicago (9/7/03)
Bruce Gossett, vs. Denver (9/23/73)
Long
56 Joe Nedney, at St. Louis (12/24/05)
Mike Cofer, at Atlanta (10/14/90)
54 Steve Mike/Mayer, at L.A. Rams (11/9/75)
Bruce Gossett, vs. New Orleans (10/21/73)
53 Joe Nedney, vs. Philadelphia (10/12/08)
Ray Wersching, at Detroit (9/2/84)
Tommy Davis, at L.A. Rams (10/17/65)
Tommy Davis, vs. Chicago (10/4/64)
50+ Yards Career
6 Joe Nedney (2005–08)
5 Mike Cofer (1988–93)
4 Ray Wersching (1977–87)
Tommy Davis (1959–69)

Consecutive Field Goals Made
18 Joe Nedney (11/26/06 to 9/30/07)
17 Mike Cofer (12/4/88 to 10/1/89)
16 Wade Richey (12/27/98 to 11/7/99)
Gary Anderson (9/14/97 to 11/10/97)
13 Jose Cortez (9/5/02 to 11–3/02)
Bruce Gossett (10/14/73 to 12/2/73)
Consecutive Games Field Goal Made
25 Bruce Gossett (11/29/70 to 10/1/72)

FIELD GOAL PCT.

Career (100+ attempts)
87.8 Joe Nedney (2005–08), 101–115
72.8 Ray Wersching (1977–87), 190–261
67.0 Mike Cofer (1988–93), 128–191
Season (20+ attempts)
92.9 Joe Nedney (2005), 26–28
91.3 Wade Richey (1999), 21–23
88.2 Jeff Wilkins (1996), 30–34
83.3 Ray Wersching (1983), 25–30
Ray Wersching (1979), 20–24

SAFETIES

Career
3 Bryant Young (1994–2007)
Charlie Krueger (1959–73)
2 Leo Nomellini (1950–1963)
1 (15 players)Last: **Jeff Ulbrich, vs. Arz. (12/7/03)**
Season
*2 Bryant Young (1996)

RUSHING

ATTEMPTS

Career
1,686 Roger Craig (1983–90)
1,582 Ken Willard (1965–73)
1,475 Joe Perry (1950–60, 1963)
Season
312 Frank Gore (2006)
310 Garrison Hearst (1998)
Roger Craig (1988)
271 Roger Craig (1989)
Game
36 Charlie Garner, at Dallas (9/24/00)
34 Maurice Hicks, at Arizona (12/12/04)
Delvin Williams, at St. Louis (10/31/76)
31 Frank Gore, at Denver (12/31/06)
Garrison Hearst, vs. Seattle (12/1/02)
J.D. Smith, at Chicago (10/14/62)
J.D. Smith, at Baltimore (10/7/62)

YARDS GAINED

Career
7,344 Joe Perry (1950–60, 1963)
7,064 Roger Craig (1983–90)
5,930 Ken Willard (1965–73)
Season
1,695 Frank Gore (2006)
1,570 Garrison Hearst (1998)
1,502 Roger Craig (1988)
Game
212 Frank Gore, vs. Seattle (11/19/06)
201 Charlie Garner, at Dallas (9/24/00)
198 Garrison Hearst, vs. Detroit (12/14/98)
Long
96t Garrison Hearst, vs. N.Y. Jets (9/6/98)
89t Hugh McElhenny, at Dallas Texans (10/5/52)
86t Hugh McElhenny, at Green Bay (11/18/56)

100-YARD GAMES

Career

20 Joe Perry (1948–60, 1963)
16 Garrison Hearst (1997–98, 2001–03)
15 Frank Gore (2005–08)

Season

9 Frank Gore (2006)
6 Garrison Hearst (1998)
Roger Craig (1988)
5 J.D. Smith (1959)
Joe Perry (1953)

Consecutive Games

4 Garrison Hearst (11/30/98 to 12/20/98)
3 Frank Gore (11/12/06 to 11/26/06)
J.D. Smith (10/7/62 to 10/21/62)
Billy Kilmer (10/1/61 to 10/15/61)

AVERAGE GAIN

Career (250+ attempts)

5.9 Steve Young (1987–99)
5.0 Wendell Tyler (1983–86)
Joe Perry (1950–60, 1963)
4.9 Jeff Garcia (1999–2003)
Hugh McElhenny (1952–60)

Season (100+ attempts)

6.1 Joe Perry (1958), 125–758
Joe Perry (1954), 173–1,049
5.4 Frank Gore (2006), 312–1,695
Delvin Williams (1975), 117–631
5.3 John Henry Johnson (1954), 129– 681
Joe Perry (1953), 192–1,018

Game (10+ attempts)

13.4 Joe Perry, vs. Detroit (11/2/58), 13–174
11.9 Wilbur Jackson, vs. New Orleans (11/27/77), 16–190
10.9 Maurice Hicks, at St. Louis (12/24/05), 10–109

1,000-YARD SEASONS

Seasons

3 Frank Gore (2006–08)
Garrison Hearst (1997–98, 2001)
Roger Craig (1985, 1988–89)
2 Charlie Garner (1999–00)
Joe Perry (1953–54)

Consecutive Seasons

3 Frank Gore (2006–08)
2 Charlie Garner (1999–00)
Garrison Hearst (1997–98)
Roger Craig (1988–89)
Joe Perry (1953–54)

RUSHING TOUCHDOWNS

Career

50 Roger Craig (1983–90)
Joe Perry (1950–60, 1963)
45 Ken Willard (1965–73)
37 Steve Young (1987–99)
J.D. Smith (1956–64)

Season

10 Derek Loville (1995)
Ricky Watters (1993)
Billy Kilmer (1961)
J.D. Smith (1959)
Joe Perry (1953)
9 Ricky Watters (1992)
Roger Craig (1988)
Roger Craig (1985)
John Henry Johnson (1954)

Game

4 Billy Kilmer, at Minnesota (10–15–61)

Consecutive Games

5 Joe Perry (12/6/53 to 10/10/61)
Hugh McElhenny (9/26/54 to 10/24/54)

PASSING

QB RATING

Career (1,000+ Attempts)

101.4 Steve Young (1987–99)
93.5 Joe Montana (1979–92)
88.3 Jeff Garcia (1999–03)

Season (200+ Attempts)

112.8 Steve Young (1994)
112.4 Joe Montana (1989)
107.0 Steve Young (1992)

ATTEMPTS

Career

4,600 Joe Montana (1979–92)
4,491 John Brodie (1957–73)
3,648 Steve Young (1987–99)

Season

578 Steve DeBerg (1979)
561 Jeff Garcia (2000)
528 Jeff Garcia (2002)

Game

60 Joe Montana, at Washington (11/17/86)
57 Tim Rattay, vs. Arizona (10/10/04)
Joe Montana, at Atlanta (10/6/85)
55 Jeff Garcia, at Dallas (12/8/02)

COMPLETIONS

Career

2,929 Joe Montana (1979–92)
2,469 John Brodie (1957–73)
2,400 Steve Young (1987–99)

Season

355 Jeff Garcia (2000)
347 Steve DeBerg (1979)
332 Joe Montana (1983)

Game

38 Tim Rattay, vs. Arizona (10/10/04)
37 Joe Montana, at Atlanta (11/6/85)
36 Jeff Garcia, at Dallas (12/8/02)
Jeff Garcia, vs. Chicago (12/17/00)

Consecutive Completions

22 Joe Montana, vs. Cleveland (11/29/87) and at Green Bay (12/6/87)
19 Steve Young, at Washington (11/24/96)

Long

97t Steve Young to John Taylor, at Atlanta (11/3/91)
96t Joe Montana to Jerry Rice, at San Diego (11/27/88)
95t Joe Montana to John Taylor, at L.A. Rams (12/11/89)

COMPLETION PERCENTAGE

Career (1,000+ attempts)

65.8 Steve Young (1987–99), 2,400–3,648
63.7 Joe Montana (1979–92), 2,929–4,600
61.4 Jeff Garcia (1999–2003), 1,449–2,360

Season (200+ attempts)

70.3 Steve Young (1994), 324–461
70.2 Joe Montana (1989), 271–386
68.0 Steve Young (1993), 314–462

Game (20+ attempts)
90.0 Steve Young, vs. Detroit (10/20/91), 18–20
85.7 Steve Young, vs. New Orleans (9/14/97), 18–21
85.0 John Brodie, vs. Atlanta (9/29/68), 17–20
84.4 Joe Montana, vs. Atlanta (9/25/83), 27–32

YARDS

Career
35,124 Joe Montana (1979–92)
31,548 John Brodie (1957–73)
29,907 Steve Young (1987–99)
Season
4,278 Jeff Garcia (2000)
4,170 Steve Young (1998)
4,023 Steve Young (1993)
Game
476 Joe Montana, at Atlanta (10/14/90)
462 Steve Young, at L.A. Rams (11/28/93)
458 Joe Montana, at L.A. Rams (12/11/89)

300-YARD GAMES

Career
35 Joe Montana (1979–92)
28 Steve Young (1987–99)
14 Jeff Garcia (1999–2003)
Season
7 Steve Young (1998)
6 Jeff Garcia (2000)
5 Steve Young (1994)
Joe Montana (1982, 1985, 1987, 1990)
Consecutive 300-Yard Games
6 Steve Young (1998)
5 Joe Montana (1982)
4 Joe Montana (1990)

TOUCHDOWN PASSES

Career
244 Joe Montana (1979–92)
221 Steve Young (1987–99)
214 John Brodie (1957–73)
Season
36 Steve Young (1998)
35 Steve Young (1994)
32 Jeff Garcia (2001)
Game
6 Joe Montana, at Atlanta (10/14/90)
5 Joe Montana, at Philadelphia (9/24/89)
Joe Montana, at Atlanta (10/6/85)
Steve Spurrier, at Chicago (11/19/72)
John Brodie, vs. Minnesota (11/28/65)
Consecutive Games
18 Steve Young (10/9/94 to 11/26/95)
note–DNP in 5 games in 1995
15 Steve Young (9/6/98 to 12/27/98)
note–EQ 11–8–98
14 Joe Montana (12/17/89 to 12/3/90)

PASSES INTERCEPTED

Career
224 John Brodie (1957–73)
134 Y.A. Tittle (1951–60)
123 Joe Montana (1979–92)
Season
28 Y.A. Tittle (1955)
24 John Brodie (1971)
23 Frank Albert (1950)
Game
6 John Brodie, at Detroit (11/4/73)
5 Steve DeBerg at Dallas (10/12/80)
Scott Bull vs. Pittsburgh (11/27/78)
Tom Owen at Cleveland (12/1/74)
John Brodie, vs. Baltimore (11/28/64)
Y.A. Tittle, at Baltimore (11/30/58)
Y.A. Tittle, vs. Baltimore (12/13/53)
Frank Albert, vs. Pittsburgh (12/7/52)
Fewest, Season (200+ attempts)
4 Steve Bono (1991), 237 attempts
6 Steve Young (1997), 356 attempts
Steve Young (1996), 316 attempts
7 Steve Young (1992), 402 attempts
Steve Spurrier (1975), 207 attempts

PASSES WITHOUT INTERCEPTION

Consecutive
183 Steve Young (10/3/93)–22 passes to (11/28/93)–13 passes
154 Joe Montana (9/24/89)–12 passes to (11/19/89)–6 passes
150 Jeff Garcia (9/24/00)–26 passes to (10/22/00)–8 passes
Game
57 Tim Rattay, vs. Arizona (10/10/04)
Joe Montana, at Atlanta (10/6/85)
51 Steve Young, vs. Indianapolis (10/18/98)
44 Jeff Garcia, vs. Chicago (12/17/00)
Jeff Garcia, vs. St. Louis (10/29/00)
Steve Young, vs. L.A. Rams (11/20/94)

AVERAGE GAIN PER ATTEMPT

Career (1,000+ attempts)
8.2 Steve Young (1987–99)
7.6 Joe Montana (1979–92)
7.3 Y.A. Tittle (1951–60)
Season (200+ attempts)
9.14 John Brodie (1961)
9.12 Joe Montana (1989)
9.02 Steve Young (1991)
Game (20+ attempts)
15.39 Steve Young, vs. Detroit (12/19/93)
14.44 Steve Young, vs. L.A. Rams (11/28/93)
14.25 Steve Young, vs. Atlanta (10/16/92)

RECEIVING

RECEPTIONS

Career
1,281 Jerry Rice (1985–2000)
592 Terrell Owens (1996–03)
508 Roger Craig (1983–90)
Season
122 Jerry Rice (1995)
112 Jerry Rice (1994)
108 Jerry Rice (1996)
Game
*20 Terrell Owens, vs. Chicago (12/17/00)
16 Jerry Rice, vs. L.A. Rams (11/20/94)
14 Jerry Rice, vs. Minnesota (12/18/95)
Consecutive Games With A Reception
225 Jerry Rice (12/9/85 to 12/23/00)
115 Terrell Owens (10/20/96 to 12/21/03)
105 Dwight Clark (9/14/80 to 9/13/87)

YARDS

Career
- 19,247 Jerry Rice (1985–2000)
- 8,572 Terrell Owens (1996–2003)
- 6,750 Dwight Clark (1979–87)

Season
- *1,848 Jerry Rice (1995)
- 1,570 Jerry Rice (1986)
- 1,503 Jerry Rice (1993)

Game
- 289 Jerry Rice, vs. Minnesota (12/18/95)
- 286 John Taylor, at L.A. Rams (12/11/89)
- 283 Terrell Owens, vs. Chicago (12/17/00)

Long
- 97t John Taylor, at Atlanta (11/3/91)
- 96t Jerry Rice, at San Diego (11/27/88)
- 95t John Taylor, at L.A. Rams (12/11/89)

1,000-YARD SEASONS

Seasons
- 12 Jerry Rice (1986–96, 1998)
- 5 Terrell Owens (1998, 2000–03)
- 2 John Taylor (1989, 1991)

100-YARD GAMES

Career
- 66 Jerry Rice (1985–2000)
- 25 Terrell Owens (1996–2003)
- 17 Gene Washington (1969–77)

Season
- 9 Jerry Rice (1995)
- 8 Jerry Rice (1989)
- 7 Jerry Rice (1990)

Consecutive Games
- 4 Jerry Rice (10/29/95 to 11/20/95)
- 3 Jerry Rice (12/10/95 to 12/24/95)
- Jerry Rice (9/10/89 to 9/24/89)
- Jerry Rice (9/11/88 to 9/25/88)
- Jerry Rice (11/15/87 to 11/29/87)
- Dwight Clark (12/11/82 to 12/26/82)
- Dwight Clark (9/12/82 to 11/21/82)

AVERAGE GAIN

Career (100+ receptions)
- 18.0 Gene Washington (1969–77), 371 rec.
- 16.6 R.C. Owens (1957–61), 176 rec.
- 16.3 John Taylor (1986–95), 347 rec.

Season (25+ receptions)
- 21.4 Freddie Solomon (1983), 31 rec.
- 21.2 Gene Washington (1974), 29 rec.
- 20.8 Gene Washington (1970), 53 rec.

Game (5+ receptions)
- 32.4 John Taylor, at Atlanta (12/3/89), 5–162
- 32.2 Jerry Rice, at Dallas (11/20/95), 5–161
- 32.0 Gene Washington, vs. New England (10/31/71), 5–160

TOUCHDOWNS

Career
- 176 Jerry Rice (1985–2000)
- 81 Terrell Owens (1996–03)
- 59 Gene Washington (1969–77)

Season
- *22 Jerry Rice (1987)
- 17 Jerry Rice (1989)
- 16 Terrell Owens (2001)

Game
- 5 Jerry Rice, at Atlanta (10/14/90)
- 4 Jerry Rice, at Tampa Bay (11/14/93)
- 3 Terrell Owens, at Atlanta (10/14/01)
- Jerry Rice, vs. Minnesota (12/18/95)
- Jerry Rice, vs. L.A. Rams (11/20/94)
- Tom Rathman at New York Giants (9/6/92)
- Jerry Rice, at Seattle (9/25/88)
- Jerry Rice, vs. Chicago (12/14/87)
- Jerry Rice, vs. Cleveland (11/29/87)
- Jerry Rice, at Tampa Bay (11/22/87)
- Jerry Rice, vs. St. Louis (11/9/86)
- Jerry Rice, vs. Indianapolis (10/5/86)
- Gene Washington vs. San Diego (9/17/72)
- Gene Washington, at New Orleans (12/13/70)
- Bernie Casey, vs. Minnesota (10/24/65)
- Dave Parks, at Baltimore (10/3/65)
- Gordy Soltau, vs. L.A. Rams (10/28/51)

Consecutive Games With A TO Reception
- 13 Jerry Rice (12/19/86 to 12/27/87)
- 8 Terrell Owens (11/8/98 to 12/27/98)
- Jerry Rice (12/8/89 to 11/27/89)
- Dave Parks (11/7/65 to 9/11/66)

INTERCEPTIONS

INTERCEPTIONS BY

Career
- 51 Ronnie Lott (1981–90)
- 47 Jimmy Johnson (1961–76)
- 36 Kermit Alexander (1963–69)

Season
- 10 Ronnie Lott (1986)
- Dave Baker (1960)
- 9 Tony Parrish (2003)
- Dwight Hicks (1981)
- Kermit Alexander (1968)
- Lowell Wagner (1951)
- **8 Walt Harris (2006)**
- Dick Moegle (1957)
- Jim Cason (1951)

Game
- 4 Dave Baker, at L.A. Rams (12/4/60)
- **3 Walt Harris, vs. Oakland (10/8/06)**
- Ronnie Heard, vs. Arizona (10/27/02)
- Rod Woodson, vs. New Orleans (9/14/97)
- Eric Wright, at Minnesota (9/8/83)
- Anthony Leonard, vs. Cincinnati (10/1/78)

Consecutive Games
- 6 Kermit Alexander (11/17/68 to 9/21/69)
- 5 Tony Parrish (11/2/03 to 12/7/03)
- 4 Lance Schulters (10/10/99 to 11/21/99)
- Dick Moegle (11/4/56 to 11/25/56)

YARDS RETURNED

Career
- 643 Ronnie Lott (1981–90)
- 615 Jimmy Johnson (1961–76)
- 586 Dwight Hicks (1979–85)

Season
- 303 Deion Sanders (1994)
- 239 Dwight Hicks (1981)

Game
- 104 Dwight Hicks, at Washington (10/4/81)
- 97 Zack Bronson, at Chicago (10/28/01)
- 94 Merton Hanks, vs. New Orleans (11/22/93)
- Alvin Randolph, vs. Chicago (12/11/66)

Long

97t Zack Bronson, at Chicago (10/28/01)
94t Alvin Randolph, vs. Chicago (12/11/66)
93t Deion Sanders, at Atlanta (10/16/94)

TOUCHDOWNS

Career

5 Ronnie Lott (1981–90)
3 Tim McDonald (1993–99)
Deion Sanders (1994)
Dwight Hicks (1979–85)
Rex Berry (1951–56)
2 Jason Webster (2000–03)
Zack Bronson (1997–03)
Merton Hanks (1991–98)
Ken Norton Jr. (1994–00)
Eric Davis (1990–95)
Eric Wright (1981–90)
Tom Holmoe (1983–89)
Jimmy Johnson (1961–76)
Skip Vanderbundt (1969–76)

Season

3 Deion Sanders (1994)
Ronnie Lott (1981)
2 Zack Bronson (2001)
Tim McDonald (1995)
Ken Norton Jr. (1995)
Tom Holmoe (1986)
Dwight Hicks (1983)
Eric Wright (1983)

Game

2 Ken Norton Jr., at St. Louis Rams (10/22/95)

PUNTING

PUNTS

Career

511 Tommy Davis (1959–69)
455 Andy Lee (2004–08)
380 Tom Wittum (1973–77)
281 Max Runager (1984–88)

Season

107 Andy Lee (2005)
105 Andy Lee (2007)
96 Andy Lee (2004)
Mike Connell (1978)

Game

11 Tom Wittum, vs. L.A. Rams (11/21/76)
Pete Brown, at Chicago (10/17/54)
10 Andy Lee vs. Seattle (9/30/07)
Jim Miller, vs. Atlanta (11/8/81)
Jim Miller, vs. L.A. Rams (10/25/81)
Mike Connell, at Atlanta (11/5/78)
Tom Wittum, vs. Atlanta (10/23/76)

YARDS

Career

22,833 Tommy Davis (1959–69)
20,185 Andy Lee (2004–08)
15,494 Tom Wittum (1973–77)

Season

***4,968 Andy Lee (2007)**
4,447 Andy Lee (2005)
3,990 Andy Lee (2004)
3,858 Jim Miller (1981)

Game

543 Andy Lee, vs. Seattle (9/30/07)
517 Tom Wittum, vs. L.A. Rams (11/21/76)
475 Tommy Davis, at Detroit (10/6/63)
433 Jim Miller, at L.A. Rams (10/25/81)

Long

86 Larry Barnes, vs. Chicago Cardinals (9/29/57)
82 Andy Lee, vs. New England (10/5/08)
Tommy Davis, vs. Minnesota (9/30/62)
81 Andy Lee, at Tampa Bay (11/21/04)
Tommy Davis, at St. Louis (11/25/62)

AVERAGE

Career (100+ attempts)

44.7 Tommy Davis (1959–69), 511 punts
44.4 Andy Lee (2004–08), 455 punts
41.9 Tommy Thompson (1995–97), 208 punts
Frank Albert (1950–52), 139 punts

Season (40+ attempts)

47.8 Andy Lee (2008), 66 punts
47.3 Andy Lee (2007), 105 punts
45.8 Tommy Davis (1965), 54 punts
45.7 Tommy Davis (1959), 59 punts
45.6 Tommy Davis (1964), 79 punts
Tommy Davis (1962), 48 punts

Game (4+ attempts)

57.2 Andy Lee, at Pittsburgh (9/23/07)
55.0 Klaus Wilmsmeyer, at Det. (10/9/94), 4 punts
54.8 Andy Lee, at St. Louis (12/21/08), 5 punts
54.5 Tommy Davis, vs. Chi. (11/19/61), 4 punts
54.3 Andy Lee, vs. Seattle (9/30/07), 10 punts
54.2 Tommy Davis, at L.A. Rams (10/18/64), 5 punts

PUNT RETURNS

PUNT RETURNS

Career

149 John Taylor (1986–95)
142 Dana McLemore (1982–87)
Bruce Taylor (1970–77)
124 Joe Arenas (1951–57)

Season

47 R.W. McQuarters (1998)
45 Dana McLemore (1984)
44 Michael Lewis (2007)
John Taylor (1988)

Game

9 Ralph McGill, at Atlanta (10/29/72)
Anthony Leonard, vs. New Orleans (10/17/76)
8 Hugh McElhenny, vs. Detroit (11/2/58)
Joe Arenas, at Detroit (10/16/55)
7 Michael Lewis, vs. St. Louis (11/18/07)
Dana McLemore, at New Orleans (11/25/84)

PUNT RETURN YARDS

Career

1,531 Dana McLemore (1982–87)
1,517 John Taylor (1986–95)
1,323 Bruce Taylor (1970–77)

Season

556 John Taylor (1988)
521 Dana McLemore (1984)
516 Bruce Taylor (1970)

Game

141 Anthony Leonard, vs. New Orleans (10/17/76), 9 returns
133 Bruce Taylor, at Houston (11/15/70), 6 returns
131 Dexter Carter, vs. Minnesota (10/3/93), 5 returns
126 Dexter Carter, vs. Minnesota (12/18/95), 4 returns

Long
- 95t John Taylor, vs. Washington (11/21/88)
- 94t Hugh McElhenny, at Chicago (10/19/52)
- 93t Dana McLemore, vs. L.A. Rams (1/2/83)

AVERAGE

Career (50+ returns)
- 10.8 Dana McLemore (1982–87), 142 ret.
- 10.5 Jimmy Williams (2002–04), 55 ret.
- 10.4 Dexter Carter (1990–94, 1995–96), 117 ret.

Season (1+ per game)
- 16.8 Jimmy Williams (2002), 20 returns
- 14.2 Hugh McElhenny (1952), 20 returns
- 13.8 Bruce Taylor (1973), 15 returns (14 games)

Game (3+ returns)
- 40.7 Hugh McElhenny, at Chicago (12/19/52), 3 returns
- 31.5 Dexter Carter, vs. Minnesota (12/18/95), 4 returns
- 31.3 Dana McLemore, vs. L.A. Rams (1/2/83), 4 returns
- 29.8 Manfred Moore, vs. Atlanta (11/24/74), 5 returns

TOUCHDOWNS

Career
- 4 Dana McLemore (1982–87)
- 2 Dexter Carter (1990–94, 1995–96)
  John Taylor (1986–95)
  Freddie Solomon (1978–85)
  Kermit Alexander (1963–69)
  Abe Woodson (1958–64)

Season
- 2 John Taylor (1988)
  Freddie Solomon (1980)

KICKOFF RETURNS

KICKOFF RETURNS

Career
- 217 Dexter Carter (1990–94, 1995–96)
- 185 Maurice Hicks (2004–2007)
- 166 Abe Woodson (1958–64)

Season
- 63 Maurice Hicks (2007)
- 57 Maurice Hicks (2006)
- 50 Vinny Sutherland (2001)

Game
- **9 Allen Rossum, vs. Philadelphia (10/12/08)**
- Maurice Hicks, vs. San Diego (10/15/06)
- 8 Maurice Hicks, at Washington (10/23/05)
- 7 Maurice Hicks, vs. Buffalo (12/26/04)
  Jamal Robertson, at New Orleans (9/19/04)
  Cedrick Wilson, at Cincinnati (12/14/03)
  Jimmy Williams, vs. Philadelphia (11/25/02)
  Vinny Sutherland, at Carolina (11/18/01)
  Chuck Levy, at Seattle (12/21/97)
  Dexter Carter, vs. Carolina (12/8/96)
  Dexter Carter, vs. Atlanta (10/13/91)
  James Owens, at Dallas (10/12/80)
  Vic Washington, vs. Detroit (11/4/73)
  Abe Woodson, at Detroit (9/23/62)

KICKOFF RETURN YARDS

Career
- 4,873 Abe Woodson (1958–64)
- 4,707 Dexter Carter (1990–94, 1995–96)
- 4,242 Maurice Hicks (2004–2007)

Season
- 1,502 Maurice Hicks (2007)
- 1,428 Maurice Hicks (2006)
- **1,259 Allen Rossum (2008)**

Game
- 210 Abe Woodson, vs. Detroit (11/11/62)
- 202 Lenny Lyles, vs. Baltimore (12/18/60)
- 195 Maurice Hicks, vs. San Diego (10/15/06)
- **194 Allen Rossum, vs. Philadelphia (10/12/08)**

Long
- 105t Abe Woodson, at L.A. Rams (11/8/59)
- **104t Allen Rossum, at Arizona (11/10/08)**
- 103t Abe Woodson, vs. Minnesota (9/15/63)
- 101t Terry Kirby, vs. Carolina (11/16/97)
  James Owens, at Detroit (11/2/80)

AVERAGE

Career (50+ returns)
- 29.4 Abe Woodson (1958–64), 166 returns
- 27.3 Joe Arenas (1951–57), 139 returns
- 25.9 Vic Washington (1971–73), 84 returns

Season (10+ returns)
- 34.4 Joe Arenas (1953), 16 returns (12 games)
- 32.2 Abe Woodson (1963), 29 returns (14 games)
- 31.3 Abe Woodson (1962), 37 returns (14 games)

Game (3+ returns)
- 67.3 Lenny Lyles, vs. Baltimore (12/18/60), 3 returns
- 52.7 Abe Woodson, at L.A. Rams (11/8/59), 3 returns
- **46.5 Allen Rossum, at Arizona** (11/10/08), 4 returns

TOUCHDOWNS

Career
- 5 Abe Woodson (1958–64)
- 2 Dexter Carter (1990–94, 1995–96)
  James Owens (1979–80)
  Dave Williams (1977–78)

Season
- 3 Abe Woodson (1963)

Game
- 1 (20 times) Last: **Allen Rossum, at Arizona (11/10/08)**

SACKS

(Since 1970)

Career
- 112.5 Cedrick Hardman (1970–79)
- 106.0 Tommy Hart (1968–77)
- 89.5 Bryant Young (1994–2007)

Season
- 18.0 Cedrick Hardman (1971)
- 17.5 Fred Dean (1983)
  Cleveland Elam (1977)
- 17.0 Tim Harris (1992)
  Tommy Hart (1972)

Game
- 6.0 Fred Dean, vs. New Orleans (11/13/83)
  Tommy Hart, at L.A. Rams (10/11/76)
- 4.0 Roy Barker, at St. Louis (10/25/98)
  Chris Doleman, at New Orleans (10/11/98)
  Dana Stubblefield, at Philadelphia (11/10/97)
  Dwaine Board, at L.A. Raiders (9/22/85)
- 3.5 Chris Doleman, vs. Carolina (11/8/98)

49ERS INDIVIDUAL CAREER STATISTICAL LEADERS

(NFL Totals Only, 1950-2008)

SCORING

NO	NAME	TO	R	P	RT	2-PT	PAT	FG	TOT
1.	Rice, Jerry (1985–2000)	187	10	176	1	4	–	–	1,130
2.	Wersching, Ray (1977–87)	–	–	–	–	–	409/425	190/261	979
3.	Davis, Tommy (1959–69)	–	–	–	–	–	348/350	130/276	738
4.	Cofer, Mike (1988–93)	–	–	–	–	–	289/297	128/194	673
5.	Soltau, Gordy (1950–58)	25	0	25	0	–	284/302	70/138	644
6.	Owens, Terrell (1996–03)	83	2	81	0	2	–	–	502
7.	Gossett, Bruce (1970–74)	–	–	–	–	–	163/168	99/153	460
8.	**Nedney, Joe (2005–08)**	**–**	**–**	**–**	**–**	**–**	**104/104**	**101/115**	**407**
9.	Craig, Roger (1983–90)	66	50	16	0	–	–	–	396
10.	Willard, Ken (1965–73)	61	45	16	0	–	–	–	366

PASSING YARDS

NO	NAME	ATT	COMP	PCT	YDS	TDS	INT	LONG
1.	Montana, Joe (1979–92)	4,600	2,929	63.7	35,124	244	123	96t
2.	Brodie, John (1957–73)	4,491	2,469	55.0	31,548	214	224	83t
3.	Young, Steve (1987–99)	3,648	2,400	65.8	29,906	221	86	97t
4.	Garcia, Jeff (1999–03)	2,360	1,449	61.4	16,408	113	56	75t
5.	Tittle, Y.A. (1951–60)	2,194	1,226	55.9	16,016	108	134	78t
6.	DeBerg, Steve (1977–80)	1,201	670	55.8	7,220	37	60	93
7.	Spurrier, Steve (1967–75)	840	441	52.5	5,250	33	48	81t
8.	**Smith, Alex (2005-08)**	**800**	**435**	**54.4**	**4,679**	**19**	**31**	**75**
9.	Rattay, Tim (2000–05)	586	356	60.8	3,941	24	18	89t
10.	Albert, Frank (1950–52)	601	316	52.6	3,847	27	43	60

RUSHING YARDS

NO	NAME	ATT	YDS	AVG	TD	LONG
1.	Perry, Joe (1950–60, 1963)	1,475	7,344	4.9	50	78t
2.	Craig, Roger (1983–90)	1,686	7,064	4.2	50	71
3.	Willard, Ken (1965–73)	1,582	5,930	3.7	45	69t
4.	Hearst, Garrison (1997–2003)	1,189	5,535	4.7	26	96t
5.	**Gore, Frank (2005-08)**	**939**	**4,441**	**4.7**	**22**	**72t**
6.	Smith, J.D. (1956–64)	1,007	4,370	4.3	37	80t
7.	McElhenny, Hugh (1952–60)	877	4,288	4.9	35	89t
8.	Barlow, Kevan (2001–05)	891	3,614	4.1	24	78t
9.	Young, Steve (1987–99)	608	3,581	5.9	37	49t
10.	Tyler, Wendell (1983–86)	624	3,112	4.9	16	40

CAREER RECEPTIONS

NO	NAME	REC	YDS	AVG	TD	LONG
1.	Rice, Jerry (1985–00)	1,281	19,247	15.0	187	96t
2.	Owens, Terrell (1996–03)	592	8,572	14.5	81	79t
3.	Craig, Roger (1983–90)	508	4,442	8.7	16	73
4.	Clark, Dwight (1979–87)	506	6,750	13.3	48	80t
5.	Jones, Brent (1987–97)	417	5,195	12.5	33	69t
6.	Wilson, Billy (1951–60)	407	5,902	14.5	49	77t
7.	Washington, Gene (1969–77)	371	6,664	17.9	59	79t
8.	Taylor, John (1986–95)	347	5,598	16.3	43	97t
9.	Stokes, J.J. (1995–02)	327	4,139	12.7	30	53
10.	Solomon, Freddie (1978–85)	310	4,873	15.7	43	93t

INTERCEPTIONS

NO	NAME	INT	YDS	AVG	TD	LONG
1.	Lott, Ronnie (1981–90)	51	643	12.6	5	83t
2.	Johnson, Jimmy (1961–76)	47	615	13.1	2	63
3.	Alexander, Kermit (1963–69)	36	499	13.9	1	66t
4.	Hanks, Merton (1991–98)	31	380	12.3	2	67t
5.	Hicks, Dwight (1979–85)	30	586	19.5	3	72
6.	Wagner, Lowell (1950–53, 1955)	25	331	13.2	0	40
7t.	Berry, Rex (1951–56)	22	404	18.4	3	44t
	Griffin, Don (1986–93)	22	49	2.2	0	23
	Parrish, Tony (2002–06)	22	504	22.9	1	60
10.	Baker, Dave (1959–61)	21	294	14.0	0	40

SACKS

NO	NAME	SACKS
1.	Hardman, Cedrick (1970–79)	112.5
2.	Hart, Tommy (1968–77)	106.0
3.	Young, Bryant (1994–2007)	89.5
4.	Haley, Charles (1986–91, 1999)	66.5
5.	Board, Dwaine (1979–88)	61.0
6.	Stubblefield, Dana (1993–97, 2001–02)	46.5
7.	Dean, Fred (1981–85)	40.0
8.	Doleman, Chris (1996–98)	38.0
9.	Elam, Cleveland (1976–78)	33.0
10.	Carter, Andre (2001–05)	32.0

PUNT RETURN YARDAGE

NO	NAME	RTN	YDS	AVG	TD	LONG
1.	McLemore, Dana (1982–87)	142	1,531	10.8	4	93t
2.	Taylor, John (1986–95)	149	1,517	10.2	2	95t
3.	Taylor, Bruce (1970–77)	142	1,323	9.3	0	76
4.	Carter, Dexter (1990–94, 95–96)	117	1,213	10.4	2	78t
5.	McGill, Ralph (1972–76)	105	964	9.2	1	54
6.	Woodson, Abe (1958–64)	105	949	9.0	2	85t
7.	Solomon, Freddie (1978–85)	106	804	7.6	2	57t
8.	Alexander, Kermit (1963–69)	120	782	6.5	2	70t
9.	Arenas, Joe (1951–57)	124	774	6.2	1	67t
10.	Griffin, Don (1986–93)	74	667	9.0	1	76t

YARDS FROM SCRIMMAGE (Combined Rushing/Receiving)

NO	NAME	TOTAL YARDS	RUSHING	RECEIVING
1.	Rice, Jerry (1985–2000)	19,872	625	19,247
2.	Craig, Roger (1983–90)	11,506	7,064	4,442
3.	Owens, Terrell (1996–03)	8,734	162	8,572
4.	Perry, Joe (1950–60, 1963)	8,624	7,344	1,280
5.	Willard, Ken (1965–73)	8,086	5,930	2,156
6.	Hearst, Garrison (1997–03)	7,139	5,535	1,604
7.	McElhenny, Hugh (1952–60)	6,954	4,069	2,666
8.	Clark, Dwight (1979–87)	6,800	50	6,750
9.	Washington, Gene (1969–77)	6,663	–1	6,664
10.	Wilson, Billy (1951–60)	5,902	0	5,902

PUNTING YARDAGE

NO	NAME	PUNTS	YARDS	AVG	LONG
1.	Davis, Tommy (1959–69)	511	22,833	44.7	82
2.	**Lee, Andy (2004-08)**	**455**	**20,185**	**44.4**	**82**
3.	Wittum, Tom (1973–77)	380	15,494	40.8	68
4.	Runager, Max (1984–88)	281	11,394	40.5	62
5.	Spurrier, Steve (1967–75)	230	8,818	38.3	61
6.	Thompson, Tommy (1995–98)	208	8,711	41.9	65
7.	Miller, Jim (1980–82)	214	8,686	40.6	80
8.	Helton, Barry (1988–90)	202	7,832	38.8	56
9.	Wilmsmeyer, Klaus (1992–94)	145	5,871	40.5	61
10.	Albert, Frank (1946–52)	139	5,830	41.9	70

KICKOFF RETURN YARDAGE

NO	NAME	RET	YARDS	AVG	TD	LONG
1.	Woodson, Abe (1958–64)	166	4,873	29.4	5	105t
2.	Carter, Dexter (1990–94, 1995–96)	217	4,707	21.7	2	98t
3.	Hicks, Maurice (2004–2007)	185	4,242	22.9	0	64
4.	Arenas, Joe (1951–57)	139	3,798	27.3	1	96
5.	Alexander, Kermit (1963–69)	137	3,271	23.9	0	56
6.	Washington, Vic (1971–73)	84	2,178	25.9	1	98t
7.	Owens, James (1979–80)	72	1,728	24.0	2	101t
8.	Monroe, Carl (1983–87)	76	1,660	21.8	1	95t
9.	Cunningham, Doug (1967–73)	68	1,613	23.7	0	94
10.	McElhenny, Hugh (1952–60)	65	1,494	23.0	0	55

SAN FRANCISCO ALL-TIME TOP 10 SEASON LEADERS

SCORING

		YEAR	TD	PAT	FG	PTS
1.	Jerry Rice	1987	23	0	0	138
2.	Mike Cofer	1989	0	40	27	136
3.	Ray Wersching	1984	0	56	25	131
4.	Jeff Wilkins	1986	0	40	30	130
5.	Ray Wersching	1983	0	51	25	126
6.	Gary Anderson	1997	0	38	29	125
7t.	Mike Cofer	1988	0	40	27	121
	Joe Nedney	**2008**	**0**	**34**	**29**	**121**
9t.	Ray Wersching	1986	0	41	25	116
	Joe Nedney	**2006**	**0**	**29**	**29**	**116**

SEASON RUSHING (BY YARDS)

		YEAR	ATT	YDS	AVG	LONG	TD
1.	**Frank Gore**	**2006**	**312**	**1,695**	**5.4**	**72**	**8**
2.	Garrison Hearst	1998	310	1,570	5.1	96t	7
3.	Roger Craig	1988	310	1,502	4.8	46t	9
4.	Wendell Tyler	1984	246	1,262	5.1	40	7
5.	Charlie Garner	1999	241	1,229	5.1	53	4
6.	Garrison Hearst	2001	252	1,206	4.8	43t	4
7.	Delvin Williams	1976	248	1,203	4.9	80t	7
8.	Charlie Garner	2000	258	1,142	4.4	42	7
9.	**Frank Gore**	**2007**	**260**	**1,102**	**4.2**	**43t**	**5**
10.	Roger Craig	1989	271	1,054	3.9	27	6

SEASON PASSING (BY YARDS)

		YEAR	ATT	COMP	PCT	YDS	TD	INT
1.	Jeff Garcia	2000	561	355	63.3	4,278	31	10
2.	Steve Young	1998	517	322	62.3	4,170	36	12
3.	Steve Young	1993	462	314	68.0	4,023	29	16
4.	Steve Young	1994	461	324	70.3	3,969	35	10
5.	Joe Montana	1990	520	321	61.7	3,944	26	16
6.	Joe Montana	1983	515	332	64.5	3,910	26	12
7.	Joe Montana	1985	494	303	61.3	3,653	27	13
8.	Steve DeBerg	1979	578	347	60.0	3,652	17	21
9.	Joe Montana	1984	432	279	64.6	3,630	28	10
10.	Joe Montana	1981	488	311	63.7	3,565	19	12

SEASON RECEIVING (BY YARDS)

		YEAR	NO	YDS	AVG	LONG	TD
1.	Jerry Rice	1995	+122	*1,848	15.1	81t	15
2.	Jerry Rice	1986	86	1,570	18.3	66t	15
3.	Jerry Rice	1993	98	1,503	15.3	80t	15
4.	Jerry Rice	1990	100	1,502	15.0	64t	13
5.	Jerry Rice	1994	112	1,499	13.4	69t	13
6.	Jerry Rice	1989	82	1,483	18.1	68t	17
7.	Terrell Owens	2000	97	1,451	15.0	69t	13
8.	Terrell Owens	2001	93	1,412	15.2	60t	16
9.	Dave Parks	1965	80	1,344	16.8	53t	12
10.	Jerry Rice	1988	64	1,306	20.4	96t	9

+ Team Record * NFL Record

SEASON INTERCEPTIONS (BY NO.)

		YEAR	NO.	YDS	AVG	LONG	TD
1t.	Dave Baker	1960	10	96	9.6	28	0
	Ronnie Lott	1986	10	134	13.4	57t	1
3t.	Jim Cason	1949	9	152	19.9	—	0
	Lowell Wagner	1951	9	115	12.8	40	0
	Kermit Alexander	1968	9	155	17.2	66t	1
	Dwight Hicks	1981	9	239	26.6	72	1
	Tony Parrish	2003	9	202	22.4	49	0
8t.	**Walt Harris**	**2006**	**8**	**84**	**10.5**	**42**	**1**
	Ken Casanega	1946	8	146	18.3	68	0
	Dick Moegle	1957	8	107	13.4	40	0

SACKS

		YEAR	NO.	SACK YARDAGE			YEAR	NO.	SACK YARDAGE
1.	Cedrick Hardman	1971	18.0	NA	6t.	Tommy Hart	1976	16.0	NA
2t.	Cleveland Elam	1977	17.5	NA		Charles Haley	1990	16.0	107
	Fred Dean	1983	17.5	151.5	8t.	Cedrick Hardman	1975	15.0	NA
4t.	Tommy Hart	1972	17.0	NA		Dana Stubblefield	1997	15.0	99.0
	Tim Harris	1992	17.0	116.0		Chris Doleman	1998	15.0	81.5

ALL-PURPOSE YARDS

		RUSH		REC		OFF	PUNT RET		KICK RET		RET	DEF	TDT
YEAR	PLAYER	NO	YDS	NO	YDS	YDS	NO	YDS	NO	YDS	YDS	YDS	YDS
2006	**Gore, Frank**	**312**	**1,695**	**61**	**485**	**2,180**	**0**	**0**	**0**	**0**	**0**	**0**	**2,180**
1998	Hearst, Garrison	310	1,570	39	535	2,105	0	0	0	0	0	0	2,105
1985	Craig, Roger	214	1,050	92	1,016	2,066	0	0	0	0	0	0	2,066
1988	Craig, Roger	310	1,502	76	534	2,036	0	0	0	0	0	0	2,036
1971	Washington, Vic	191	811	36	317	1,128	0	0	33	858	858	0	1,986
1995	Rice, Jerry	5	36	122	1,848	1,884	0	0	0	0	0	0	1,884
2000	Garner, Charlie	258	1,142	68	647	1,789	0	0	0	0	0	0	1,789
1999	Garner, Charlie	241	1,229	56	535	1,764	0	0	0	0	0	0	1,764
1952	McElhenny, Hugh	98	684	26	367	1,051	20	284	20	284	680	0	1,731
1986	Rice, Jerry	10	72	86	1,570	1,642	0	0	0	0	0	0	1,642

49ERS LONGEST PLAYS

LONG RUNS FROM SCRIMMAGE

96t	Garrison Hearst vs. N.Y. Jets	September 6, 1998
89t	Hugh McElhenny at Dallas Texans	October 5, 1952
86t	Hugh McElhenny at Green Bay	November 18, 1956
82t	Hugh McElhenny vs. Dallas Texans	October 26, 1952
80	Wilbur Jackson vs. New Orleans	November 27, 1977
80t	Delvin Williams vs. Washington	November 7, 1976
80t	J.D. Smith vs. Green Bay	December 7, 1958
78t	Kevan Barlow vs. Pittsburgh	November 17, 2003
78t	Joe Perry vs. Dallas Texans	October 26, 1952
78t	Joe Perry vs. Green Bay	December 10, 1950
75t	Jimmy Thomas vs. Chicago	December 6, 1969
74t	Dexter Carter at Atlanta	October 14, 1990

LONG PASSES

97t	Steve Young to John Taylor at Atlanta	November 3, 1991
96t	Joe Montana to Jerry Rice at San Diego	November 27, 1988
95t	Joe Montana to John Taylor at L.A. Rams	December 11, 1989
93t	Steve DeBerg to Freddie Solomon vs. Atlanta	September 28, 1980
89t	Tim Rattay to Brandon Lloyd vs. Dallas	September 25, 2005
92t	Joe Montana to John Taylor at L.A. Rams	December 11, 1989
85t	Jim Plunkett to Delvin Williams vs. Washington	November 7, 1976
83t	John Brodie to Dave Parks at L.A. Rams	October 18, 1964
82	Steve Young to Terry Kirby at Atlanta	October 19, 1997
81t	Steve Young to Garrison Hearst vs. New Orleans	November 22, 1998
81t	Elvis Grbac to Jerry Rice at Dallas	November 12, 1995
81t	Steve Spurrier to Ted Kwalick vs. New Orleans	October 22, 1972
80t	Steve Young to Jerry Rice at Detroit	December 19, 1993
80t	Steve Young to Jerry Rice vs. Atlanta	October 18, 1992
80t	Joe Montana to Jerry Rice vs. Washington	November 21, 1988
80t	Joe Montana to Dwight Clark at Houston	October 21, 1984
80t	John Brodie to Clifton McNeil at Green Bay	September 28, 1969
80t	John Brodie to Dave Parks vs. Minnesota	October 25, 1964
80t	John Brodie to Jimmy Johnson at Chicago	October 14, 1962

LONG PUNTS

86	Larry Barnes vs. Chicago Cardinals	September 29, 195
82	Andy Lee vs. New England	October 5, 2008
82	Tommy Davis vs. Minnesota	September 30, 1962
81	Andy Lee at Tampa Bay	November 21, 2004
81	Tommy Davis at St. Louis Cardinals	November 25, 1962
80	Jim Miller at Denver	September 19, 1982
79	Tommy Davis at Chicago	October 14, 1962
76	Larry Barnes vs. Baltimore	December 8, 1957
75	Verl Lillywhite vs. Cleveland	September 30, 1957
74	Andy Lee at Baltimore	October 7, 2007
74	Tommy Davis vs. Chicago	October 30, 1951
72	Jon Kilgore vs. Chicago	December 6, 1969
71	Andy Lee vs. Seattle	September 30, 2007
71	Andy Lee at St. Louis	September 16, 2007
71	Tommy Davis vs. Chicago	October 25, 1959

LONG PUNT RETURNS

95t	John Taylor vs. Washington	November 21, 1988
94t	Hugh McElhenny at Chicago	October 19, 1952
93t	Dana McLemore vs. L.A. Rams	January 2, 1983
89t	Jimmy Williams vs. Seattle	December 1, 2002
88t	Manfred Moore vs. Atlanta	November 24, 1974
85t	Abe Woodson at Green Bay	October 21, 1962
83t	Dana McLemore vs. Chicago	December 14, 1987
80t	Abe Woodson vs. Detroit	November 5, 1961
79t	Dana McLemore at N.Y. Giants	October 8, 1984
78t	Dexter Carter vs. Minnesota	December 18, 1995

LONG KICKOFF RETURNS

105t	Abe Woodson at L.A. Rams	November 8, 1959
104t	Allen Rossum at Arizona	November 11, 2008
103t	Abe Woodson vs. Minnesota	September 15, 1963
101t	Terry Kirby vs. Carolina	November 16, 1997
101t	James Owens at Detroit	November 2, 1980
99t	Abe Woodson at N.Y. Giants	November 17, 1963
98t	Dexter Carter vs. New Orleans	December 1, 1991
98t	Vic Washington at Atlanta	October 29, 1972
98t	Abe Woodson at Detroit	October 1, 1961
97t	Vic Washington vs. Dallas	December 23, 1972
97t	Lenny Lyles vs. Baltimore	December 18, 1960
96t	Dexter Carter at Washington	November 6, 1994
96	Joe Arenas vs. Baltimore	December 16, 1956

LONG INTERCEPTION RETURNS

97t	Zack Bronson at Chicago	October 28, 2001
94t	Alvin Randolph vs. Chicago	December 11, 1966
93t	Deion Sanders at Atlanta	October 16, 1994
90t	Deion Sanders at San Diego	December 11, 1994
88t	Tory Nixon at Green Bay	October 26, 1986
86t	Eric Davis vs. St. Louis Rams	November 26, 1995
83t	Ronnie Lott at Kansas City	December 26, 1982
82	Carlton Williamson vs. Seattle	November 25, 1985
77t	Tom Holmoe vs. St. Louis Cardinals	November 9, 1986
74t	Deion Sanders vs. New Orleans	September 25, 1994
73t	Tim McDonald at Washington	November 6, 1994

LONG FUMBLE RETURNS

99t	Don Griffin vs. Chicago	December 23, 1991
96t	Lee Woodall vs. Buffalo	December 3, 1995
80t	Dwaine Carpenter at Chicago	October 31, 2004
80t	Dwight Hicks at Washington	October 4, 1981
78t	Derrick Johnson at Arizona (Mexico City)	October 2, 2005
75t	Clark Miller at Detroit	November 14, 1965
73t	Skip Vanderbundt at Dallas	November 23, 1972
71	Gerard Williams vs. New Orleans	September 23, 1979
71t	Darnell Walker at Minnesota	October 24, 1999
66t	Windlan Hall vs. Philadelphia	December 2, 1973
65t	Keena Turner at Washington	December 1, 1985
63t	Tommy Hart at St. Louis Cardinals	October 24, 1971

LONG FIELD GOALS

56	Joe Nedney at St. Louis	December 24, 2005
56	Mike Cofer at Atlanta	October 14, 1990
54	Steve Mike–Mayer at L.A. Rams	November 9, 1975
54	Bruce Gossett vs. New Orleans	October 21, 1973
53	joe Nedney vs. Philadelphia	October 12, 2008
53	Ray Wersching at Detroit	September 2, 1984
53	Tommy Davis at L.A. Rams	October 18, 1964
52	Joe Nedney vs. New York Giants	November 6, 2005
52	Jose Cortez vs. St. Louis	September 23, 2001
52	Wade Richey at New Orleans	November 14, 1999
52	Mike Cofer at New Orleans	September 10, 1990
52	Mike Cofer vs. Washington	November 21, 1988
52	Ray Wersching at New Orleans	October 16, 1983
52	Bruce Gossett at Houston	November 15, 1970

LONG RETURNS OF FIELD GOAL ATTEMPT

92t	Bruce Taylor at New Orleans	December 13, 1970
74t	Nate Clements at New York Giants	October 19, 2008
62t	Johnny Jackson at Dallas	October 15, 1989
58t	Bruce Taylor at New Orleans	September 26, 1971
41t	Donald Strickland vs. Philadelphia	October 12, 2008
38	Kermit Alexander vs. Philadelphia	November 20, 1966
30	Kermit Alexander at Philadelphia	September 20, 1964

49ERS QB WINS/LOSSES

1950-2008	WINS	LOSSES	TIES	PCT.
Montana, Joe	99	40		0.712
Young, Steve	92	33		0.742
Brodie, John	73	73	7	0.500
Tittle, Y.A.	45	31	1	0.591
Garcia, Jeff	36	35		0.507
Spurrier, Steve	14	17	1	0.453
Albert, Frankie	13	16	1	0.450
Plunkett, Jim	11	15		0.423
Smith, Alex	11	19		0.367
Hill, Shaun	7	3		0.700
Bono, Steve	5	1		0.833
Grbac, Elvis	5	3		0.625
DeBerg, Steve	5	15		0.250
Bull, Scott	5	17		0.227
Mira, George	4	2		0.667
Owen, Tom	4	3		0.571
Rattay, Tim	4	9		0.308
Kemp, Jeff	3	2	1	0.583
Reed, Joe	3	4		0.429
Cavanaugh, Matt	2	0		1.000
O'Sullivan, J.T.	2	6		0.250
Snead, Norm	2	6		0.250
McHan, Lamar	2	7		0.222
Gagliano, Bob	1	0		1.000
Cason, Jimmy	1	0		1.000
Druckenmiller, Jim	1	0		1.000
Detmer, Ty	1	0		1.000
Moroski, Mike	1	1		0.500
Powers, Jimmy	1	1		0.500
Morrall, Earl	1	3	1	0.300
Dilfer, Trent	1	5		0.167
Weinke, Chris	0	1		0.000
Waters, Bobby	0	2		0.000
Morrison, Dennis	0	2		0.000
Stenstrom, Steve	0	3		0.000
Dorsey, Ken	0	6		0.000
	455	**381**	**12**	**0.537**

49ERS NFL LEADERS

RUSHING CHAMPIONS

1953	Joe Perry	1,018
1954	Joe Perry	1,049

PASSING CHAMPIONS (Based on Passer Rating)

1970	John Brodie	93.9
1987	Joe Montana	102.1
1989	Joe Montana	112.4
1991	Steve Young	101.8
1992	Steve Young	107.0
1993	Steve Young	101.5
1994	Steve Young	*112.8
1996	Steve Young	97.2
1997	Steve Young	104.7

RECEIVING CHAMPIONS

1954	Billy Wilson	60
1956	Billy Wilson	60
1957	Billy Wilson	52
1965	Dave Parks	80
1968	Clifton McNeil	71
1982	Dwight Clark	60
1985	Roger Craig	92
1990	Jerry Rice	100
1996	Jerry Rice	108

PUNTING CHAMPIONS (Based on Average)

1962	Tommy Davis	45.6

SCORING

1952	Gordy Soltau	94
1953	Gordy Soltau	114
1984	Ray Wersching	131
1987	Jerry Rice	138
1989	Mike Cofer	136

KICKOFF RETURNS (Based on Average)

1953	Joe Arenas	34.4
1959	Abe Woodson	29.4
1962	Abe Woodson	31.3
1963	Abe Woodson	32.2

FIELD GOALS

1960	Tommy Davis	19

PUNT RETURNS (Based on Yards)

1960	Abe Woodson	174
1988	John Taylor	556

INTERCEPTIONS

1960	Dave Baker	10
1986	Ronnie Lott	10
2003	Tony Parrish	9#

*NFL Record #Shared NFL Lead

ROOKIE SEASON RECORDS

RUSHING ATTEMPTS

NO	ATT	PLAYER	YEAR
1.	191	Washington, Vic	1971
2.	189	Willard, Ken	1965
3.	174	Jackson, Wilbur	1974
4.	171	Cooper, Earl	1980
5.	129	Johnson, John H.	1954
6.	**127**	**Gore, Frank**	**2005**
7.	125	Barlow, Kevan	2001
8.	109	Lisbon, Don	1963
9.	98	McElhenny, Hugh	1952
10.	96	Kilmer, Billy	1961

RUSHING YARDS

NO	YDS	PLAYER	YEAR
1.	811	Washington, Vic	1971
2.	778	Willard, Ken	1965
3.	725	Craig, Roger	1983
4.	720	Cooper, Earl	1980
5.	705	Jackson, Wilbur	1974
6.	684	McElhenny, Hugh	1952
7.	681	Johnson, John H.	1954
8.	**608**	**Gore, Frank**	**2005**
9.	512	Barlow, Kevan	2001
10.	509	Kilmer, Billy	1961

RUSHING TOUCHDOWNS

NO	TOS	PLAYER	YEAR
1.	10	Kilmer, Billy	1961
2.	9	Johnson, John H.	1954
3.	8	Craig, Roger	1983
4.	6	McElhenny, Hugh	1952
	6	Floyd, William	1994
6.	5	Willard, Ken	1965
	5	Moegle, Dicky	1955
8.	4	Barlow, Kevan	2001
9.	**3**	**Gore, Frank**	**2005**
	3	Cooper, Earl	1980
	3	Williams, Delvin	1974
	3	Washington, Vic	1971
	3	Smith, J.D.	1958

RECEPTIONS

NO	REC	PLAYER	YEAR
1.	83	Cooper, Earl	1980
2.	51	Washington, Gene	1969
3.	49	Rice, Jerry	1985
4.	48	Craig, Roger	1983
5.	40	Johnson, Eric	2001
6.	38	Stokes, J.J.	1995
7.	36	Parks, Dave	1964
	36	Washington, Vic	1971
9.	35	Owens, Terrell	1996
10.	34	Johnson, Jimmy	1962

RECEIVING YARDS

NO	YDS	PLAYER	YEAR
1.	927	Rice, Jerry	1985
2.	711	Washington, Gene	1969
3.	703	Parks, Dave	1964
4.	567	Cooper, Earl	1980
5.	520	Owens, Terrell	1996
6.	517	Stokes, J.J.	1995
7.	402	Loyd, Alex	1950
8.	395	Owens, R.C.	1957
9.	367	McElhenny, Hugh	1952
10.	364	Thomas, Jimmy	1969

RECEIVING TOUCHDOWNS

NO	TOS	PLAYER	YEAR
1.	8	Parks, Dave	1964
2.	5	Thomas, Jimmy	1969
	5	Owens, R.C.	1957
4.	4	Owens, Terrell	1996
	4	Stokes, J.J.	1995
	4	Craig, Roger	1983
	4	Cooper, Earl	1980
	4	Washington, Vic	1971
	4	Willard, Ken	1965
	4	Hardy, Carroll	1955

PASSES COMPLETED

NO	COMP	PLAYER	YEAR
1.	88	Owen, Tom	1974
2.	**84**	**Smith, Alex**	**2005**
3.	38	Morrall, Earl	1956
4.	23	Spurrier, Steve	1967
	23	Mira, George	1964
6.	21	Druckenmiller, Jim	1997
	21	Bull, Scott	1976
	21	Morrison, Dennis	1975
9.	19	Kilmer, Billy	1961
10.	13	Montana, Joe	1979

PASSING YARDS

NO	YDS	PLAYER	YEAR
1.	1,327	Owen, Tom	1974
2.	**875**	**Smith, Alex**	**2005**
3.	621	Morrall, Earl	1956
4.	331	Mira, George	1964
5.	286	Kilmer, Billy	1961
6.	252	Bull, Scott	1976
7.	239	Druckenmiller, Jim	1997
8.	227	Morrison, Dennis	1974
9.	211	Spurrier, Steve	1967
10.	160	Brodie, John	1957

PASSING TOUCHDOWNS

NO	TDS	PLAYER	YEAR
1.	10	Owen, Tom	1974
2.	2	Bull, Scott	1976
	2	Mira, George	1964
	2	Brodie, John	1957
5.	1	Smith, Alex	2005
	1	Druckenmiller, Jim	1997
	1	Musgrave, Bill	1991
	1	Montana, Joe	1979
	1	Morrison, Dennis	1974
	1	Waters, Bob	1960
	1	Morrall, Earl	1956

PASSES ATTEMPTED

No	ATT	Player	YEAR
1.	184	Owen, Tom	1974
2.	165	Smith, Alex	2005
3.	78	Morrall, Earl	1956
4.	53	Mira, George	1964
5.	52	Druckenmiller, Jim	1997
6.	51	Morrison, Dennis	1974
7.	50	Spurrier, Steve	1967
8.	48	Bull, Scott	1976
9.	34	Kilmer, Billy	1961
10.	23	Montana, Joe	1979

PASSES INTERCEPTED

NO	INT	PLAYER	YEAR
1.	15	Owen, Tom	1974
2.	**11**	**Smith, Alex**	**2005**
3.	7	Spurrier, Steve	1967
4.	6	Morrall, Earl	1956
5.	5	Morrison, Dennis	1974
	5	Mira, George	1964
7.	4	Druckenmiller, Jim	1997
	4	Bull, Scott	1976
	4	Kilmer, Billy	1961
10.	3	Brodie, John	1957

PUNT RETURNS

NO	RET	PLAYER	YEAR
1.	47	McQuarters, R.W.	1998
2.	38	Griffin, Don	1986
3.	35	Leonard, Anthony	1976
4.	22	Williams, Brandon	2006
	22	McGill, Ralph	1972
6.	21	Sutherland Vinny	2001
	21	Arenas, Joe	1951
8.	20	McElhenny, Hugh	1952

PUNT RETURN YARDS

NO	YDS	PLAYER	YEAR
1.	406	McQuarters, R.W.	1998
2.	377	Griffin, Don	1986
3.	293	Leonard, Anthony	1976
4.	284	McElhenny, Hugh	1952
5.	272	Arenas, Joe	1951
6.	219	McGill, Ralph	1972

PUNT RETURN TOUCHDOWNS

NO	TDS	PLAYER	YEAR
1.	1	Amey, Otis	2005
	1	McQuarters, R.W.	1998
	1	Griffin, Don	1986
	1	McLemore, Dana	1982
	1	Leonard, Anthony	1976
	1	Moore, Manfred	1974
	1	McElhenny, Hugh	1952

PUNTING ATTEMPTS

NO	ATT	PLAYER	YEAR
1.	**96**	**Lee, Andy**	**2004**
2.	79	Wittum, Tom	1973
3.	78	Helton, Barry	1988
4.	77	Miller, Jim	1980
5.	73	Spurrier, Steve	1967

PUNTING YARDS

NO	YDS	PLAYER	YEAR
1.	**3,990**	**Lee, Andy**	**2004**
2.	3,455	Wittum, Tom	1973
3.	3,152	Miller, Jim	1980
4.	3,069	Helton, Barry	1988
5.	2,813	Baker, Jason	2001

PUNTING AVERAGE*

NO	AVG	PLAYER	YEAR
1.	45.7	Davis, Tommy	1959
2.	43.7	Wittum, Tom	1973
3.	**41.6**	**Lee, Andy**	**2004**
4.	40.9	Miller, Jim	1980
5.	40.7	Baker, Jason	2001

*minimum of 20 punts

KICKOFF RETURNS

NO	RET	PLAYER	YEAR
1.	50	Sutherland, Vinny	2001
2.	41	Owens, James	1979
3.	41	Carter, Dexter	1971
4.	33	Washington, Vic	1990
5.	26	Marshall, Rasheed	2005
	26	Leonard, Anthony	1976
7.	21	Arenas, Joe	1951

KICKOFF RETURN YARDS

NO	YDS	PLAYER	YEAR
1.	1,140	Sutherland, Vinny	2001
2.	1,002	Owens, James	1979
3.	858	Washington, Vic	1971
4.	783	Carter, Dexter	1990
5.	553	Leonard, Anthony	1976
6.	542	Arenas, Joe	1951

KICKOFF RETURN TOUCHDOWNS

NO	TOS	PLAYER	YEAR
1.	1	Lawrence, Amos	1981
	1	Owens, James	1979
	1	Williams, Dave	1977

INTERCEPTIONS

NO	INT	PLAYER	YEAR
1.	7	Lott, Ronnie	1981
2.	6	McKyer, Tim	1986
	6	Moegle, Dicky	1955
4.	5	Alexander, Kermit	1963
	5	Johnson, Jimmy	1961
	5	Baker, Dave	1959
	5	Bruney, Fred	1953
	5	Powers, Jim	1950
9.	4	Williamson, Carlton	1981
	4	Churchman, Ricky	1980
	4	Berry, Rex	1951

INTERCEPTION RETURN YARDS

NO	YDS	PLAYER	YEAR
1.	138	Randolph, Alvin	1967
2.	117	Lott, Ronnie	1981
3.	116	Johnson, Jimmy	1961
4.	81	Shell, Todd	1984
5.	77	Berry, Rex	1951
6.	75	Baker, Dave	1959
7.	72	Alexander, Kermit	1963
8.	70	Taylor, Bruce	1970
9.	59	Bruney, Fred	1953

INTERCEPTION RETURN TOUCHDOWNS

NO	TOS	PLAYER	YEAR
1.	3	Lott, Ronnie	1981
2.	1	McKyer, Tim	1986
	1	Belk, Bill	1968
	1	Randolph, Alvin	1966

TOTAL TOUCHDOWNS

NO	TOS	PLAYER	YEAR
1.	12	Craig, Roger	1983
2.	10	Kilmer, Billy	1961
	10	McElhenny, Hugh	1952
4.	9	Cooper, Earl	1980
	9	Willard, Ken	1965
	9	Johnson, John H.	1954

TOTAL POINTS

NO	PTS	PLAYER	YEAR
1.	105	Brien, Doug	1994
2.	103	Richey, Wade	1997
3.	72	Craig, Roger	1983

ROOKIE SINGLE GAME RECORDS

RUSHING YARDS

YOS	PLAYER	YEAR	OPPONENT
170	McElhenny, Hugh	1952	Dallas
134	Lee, Amp	1992	Minnesota
131	Kilmer, Billy	1961	Los Angeles Rams
125	Washington, Vic	1971	New York Jets
124	Carter, Dexter	1990	Los Angeles Rams
124	Johnson, John H.	1954	Pittsburgh
118	Thomas, Jimmy	1969	Chicago
108	**Gore, Frank**	**2006**	**Houston**
100	Watters, Ricky	1992	New York Giants

RUSHING TOUCHDOWNS

TO	PLAYER	YEAR	OPPONENT
4	Kilmer, Billy	1961	Minnesota
3	Watters, Ricky	1992	Atlanta
3	Craig, Roger	1983	Tampa Bay
2	Robinson, Michael	2006	Philadelphia
2	**Gore, Frank**	**2005**	**St. Louis**
2	Barlow, Kevan	2001	Miami
2	Floyd, William (2)	1994	Detroit/Denver
2	Watters, Ricky	1992	Los Angeles Rams
2	Kilmer, Billy (2)	1961	Detroit/L.A. Rams
2	Smith, J.D.	1958	Baltimore
2	Johnson, John H. (2)	1954	Detroit/L.A. Rams

RECEPTIONS

REC	PLAYER	YEAR	OPPONENT
10	Rice, Jerry	1985	Los Angeles Rams
10	Cooper, Earl	1980	New Orleans
10	Cooper, Earl	1980	St. Louis
8	Cooper, Earl	1980	Los Angeles Rams
8	Cooper, Earl	1980	Tampa Bay
8	Stickles, Monty	1960	New York Giants

RECEIVING YARDS

YOS	PLAYER	YEAR	OPPONENT
241	Rice, Jerry	1985	Los Angeles Rams
146	Park, Dave	1964	Minnesota
131	Thomas, Aaron	1961	Chicago
125	Conner, Clyde	1956	Green Bay
123	Stickles, Monty	1960	New York Giants

TOTAL TOUCHDOWNS

TO	PLAYER	YEAR	OPPONENT
4	Kilmer, Billy	1961	Minnesota
3	Craig, Roger	1983	Tampa Bay
2	Robinson, Michael	2006	Philadelphia
2	**Gore, Frank**	**2005**	**St. Louis**
2	Barlow, Kevan	2001	Miami
2	Floyd, William (2)	1994	Detroit/Denver
2	Watters, Ricky	1992	Los Angeles Rams
2	Kilmer, Billy (2)	1961	Detroit/St. Louis
2	Smith, J.D.	1958	Baltimore
2	Johnson, John H. (2)	1954	Detroit/L.A. Rams

PUNT RETURN YARDS

YOS	PLAYER	YEAR	OPPONENT
141	Leonard, Anthony	1976	New Orleans
133	Taylor, Bruce	1970	Houston
125	McLemore, Dana	1982	Los Angeles Rams
122	McElhenny, Hugh	1952	Chicago
109	McGill, Ralph	1972	Atlanta

KICKOFF RETURN YARDS

YOS	PLAYER	YEAR	OPPONENT
179	Washington, Vic	1971	New Orleans
163	Willis, Jamal	1995	Indianapolis
159	Cunningham, Doug	1967	New Orleans
147	McLemore, Dana	1982	Los Angeles Rams
147	Sutherland, Vinny	2001	Carolina

INTERCEPTIONS

NO	PLAYER	YEAR	OPPONENT
2	McKyer, Tim	1986	Los Angeles Rams
2	Lott, Ronnie	1981	Detroit
2	Williamson, Carlton	1981	New York Giants
2	Churchman, Ricky	1980	New England
2	Johnson, Jimmy	1961	Detroit
2	Moegle, Dicky	1955	Chicago
2	Berry, Rex	1951	Chicago
2	Powers, Jimmy	1950	Detroit

ROOKIE HIGHLIGHTS

LONG RUNS FROM SCRIMMAGE

NO	YDS	PLAYER	OPPONENT	DATE
1.	89t	McElhenny, Hugh	at Dallas	10/5/52
2.	82t	McElhenny, Hugh	Dallas	10/2652
3.	75t	Thomas, Jimmy	Chicago	12/669
4.	74t	Carter, Dexter	at Atlanta	10/14/90
5.	**72t**	**Gore, Frank**	**at Washington**	**10/23/05**

LONG RECEPTIONS

NO	YDS	PLAYER	OPPONENT	DATE
1.	83t	Parks, Dave	at L.A. Rams	10/18/64
2.	80t	Parks, Dave	Minnesota	10/25/64
3.	79t	Parks, Dave	at Minnesota	11/8/64
4.	78	Henderson, Keith	Atlanta	11/12/89
	78t	Hardy, Carroll	Detroit	10/30/55

LONG PUNTS

NO	YDS	PLAYER	OPPONENT	DATE
1.	86	Barnes, Larry	Chicago	9/29/57
2.	**81**	**Lee, Andy**	**Tampa Bay**	**11/21/04**
3.	71	Davis, Tommy	Chicago	10/25/59
4.	70	Stanley, Chad	at Jacksonville	9/12/99
5.	65	Miller, Jim	at N.Y. Jets	9/21/80

LONG PUNT RETURNS

NO	YDS	PLAYER	OPPONENT	DATE
1.	94t	McElhenny, Hugh	Chicago	10/16/52
2.	93t	McLemore, Dana	L.A. Rams	1/2/83
3.	88t	Moore, Manfred	Atlanta	11/2474
4.	76t	Griffin, Don	Atlanta	11/23/86
	76	Taylor, Bruce	at Chicago	11/8/70
6.	75t	Amey, Otis	vs. St. Louis	9/11/05

LONG KICKOFF RETURNS

NO	YDS	PLAYER	OPPONENT	DATE
1.	94	Cunningham, Doug	New Orleans	11/22/67
2.	92t	Lawrence, Amos	L.A. Rams	11/22/81
3.	85t	Owens, James	Denver	11/18/79
4.	80t	Williams, Dave	at Minnesota	12/4/77
5.	74	Washington, Vic	New England	10/31/71

LONG RETURNS OF FIELD GOAL ATTEMPT

NO	YDS	PLAYER	OPPONENT	DATE
1.	92t	Taylor, Bruce	at New Orleans	12/13/70
2.	62t	Jackson, Johnny	at Dallas	10/15/89

LONG COMPLETIONS

NO	YDS	PLAYER	OPPONENT	DATE
1.	79t	Mira, George	at Minnesota	11/8/64
2.	68t	Owen, Tom	at Chicago	11/17/74
3.	53t	Owen, Tom	Atlanta	11/24/74
4.	50t	Sydney, Harry	New Orleans	11/15/87
	50	Powers, Jim	at Detroit	10/8/50

LONG INTERCEPTION RETURNS

NO	YDS	PLAYER	OPPONENT	DATE
1.	94t	Randolph, Alvin	Chicago	12/11/66
2.	70t	Webster, Jason	Atlanta	11/19/00
	70	Taylor, Bruce	Green Bay	11/1/70
4.	63	Johnson, Jimmy	Green Bay	12/10/61
5.	53t	Shell, Todd	at New Orleans	11/25/84

LONG FIELD GOALS

NO	YDS	PLAYER	OPPONENT	DATE
1.	54	Mike–Mayer, Steve	at L.A. Rams	11/9/75
2.	52	Cortez, Jose	St. Louis	9/23/01
3.	49	Cortez, Jose	at New York Jets	10/1/01
4.	48	Brien, Doug	at New Orleans	11/28/94
5.	47	Brien, Doug	at L.A. Rams	9/18/94

LONG FUMBLE RETURNS

NO	YDS	PLAYER	OPPONENT	DATE
1.	75t	Johnson, Derrick	at Arizona	10/2/05
2.	34	Davis, Eric	at L.A. Rams	12/17/90
3.	18	Pine, Ed	at Minnesota	12/2/62
4.	17	Winborn, Jamie	at New Orleans	1/6/02
5.	16	Capple, Jack	Minnesota	10/24/65

ALL-TIME INTERCEPTION RETURNS FOR TDS

DATE	PLAYER	YARDS	OPPONENT
September 14, 2008	Willis, Patrick	86	at Seattle
December 31, 2006	Harris, Walt	28	at Denver
January 1, 2006	Adams, Mike	40	vs. Houston
November 27, 2005	Spencer, Shawntae	61	at Tennessee
September 25, 2005	Parrish, Tony	34	vs. Dallas
September 7, 2003	Plummer, Ahmed	68	vs. Chicago
October 6, 2002	Webster, Jason	37	vs. St. Louis
November 25, 2001	Bronson, Zack	48	at Indianapolis
October 28, 2001	Bronson, Zack	97	at Chicago
December 3, 2000	Montgomery, Monty	46	at San Diego
November 19, 2000	Webster, Jason	70	vs. Atlanta
October 17, 1999	Walker, Darnell	27	vs. Carolina
September 19, 1999	Shulters, Lance	64	at New Orleans
January 3, 1998	Norton, Ken Jr.	23	vs. Minnesota
December 15, 1997	Hanks, Merton	55	vs. Denver
September 29, 1996	Pope, Marques	55	vs. Atlanta
November 26, 1995	Davis, Eric	86	vs. St. Louis
October 22, 1995	Norton, Ken Jr.	35	at St. Louis
October 22, 1995	Norton, Ken Jr.	21	at St. Louis
September 10, 1995	McDonald, Tim	13	vs. Atlanta
September 3, 1995	McDonald, Tim	52	at New Orleans
January 15, 1995	Davis, Eric	44	vs. Dallas
December 11, 1994	Sanders, Deion	90	at San Diego
November 6, 1994	McDonald, Tim	73	at Washington
October 16, 1994	Sanders, Deion	93	at Atlanta
September 25, 1994	Sanders, Deion	74	vs. New Orleans
November 22, 1993	Hanks, Merton	67	vs. New Orleans
October 31, 1993	McGruder, Michael	31	vs. Los Angeles Rams
October 3, 1993	Davis, Eric	41	vs. Minnesota
September 6, 1992	Johnson, John	56	at New York Giants
January 12, 1991	**Carter, Michael**	**61**	**vs. Washington (NFC Playoff)**
January 6, 1990	**Lott, Ronnie**	**58**	**vs. Minnesota (NFC Divisional)**
January 9, 1988	**Fuller, Jeff**	**48**	**vs. Minnesota (NFC Divisional)**
November 9, 1986	Holmoe, Tom	78	vs. St. Louis Cardinals
October 26, 1986	Nixon, Tory	88	at Green Bay
October 26, 1986	Lott, Ronnie	55	at Green Bay
October 5, 1986	McKyer, Tim	21	vs. Indianapolis
September 28, 1986	Holmoe, Tom	66*	at Miami
October 13, 1985	Williamson, Carlton	43	vs. Chicago
December 2, 1984	McLemore, Dana	54	at Atlanta
November 25, 1984	Shell, Todd	53	at New Orleans
December 19, 1983	Wright, Eric	48	vs. Dallas
October 16, 1983	Hicks, Dwight	62	at New Orleans
September 18, 1983	Collier, Tim	32	at St. Louis Cardinals
September 18, 1983	Hicks, Dwight	40	at St. Louis Cardinals
September 8, 1983	Wright, Eric	60	at Minnesota
December 26, 1982	Lott, Ronnie	83	at Kansas City
January 3, 1982	**Lott, Ronnie**	**20**	**vs. New York Giants (NFC Playoff)**
November 22, 1981	Lott, Ronnie	25	at Los Angeles Rams
October 11, 1981	Lott, Ronnie	41	vs. Dallas
October 4, 1981	Hicks, Dwight	32	at Washington
September 27, 1981	Lott, Ronnie	26	vs. New Orleans
October 1, 1978	Leonard, Anthony	30	vs. Cincinnati
October 19, 1975	Allen, Nate	37	vs. New Orleans
December 15, 1974	Wilcox, Dave	21	vs. New Orleans
November 23, 1972	Vanderbundt, Skip	21	at Dallas
October 29, 1972	Vanderbundt, Skip	37	at Atlanta
October 1, 1972	Simpson, Mike	32	at New Orleans

* Ronnie Lott interception and lateral to Holmoe

DATE	PLAYER	YARDS	OPPONENT
December 20, 1970	Johnson, Jimmy	36	at Oakland
September 27, 1970	Phillips, Mel	35	vs. Cleveland
October 26, 1969	Woitt, Johnny	57	at Baltimore
November 24, 1968	Belk, Bill	6	at Pittsburgh
November 24, 1968	Alexander, Kermit	66	at Pittsburgh
September 15, 1968	Hindman, Stan	25	at Baltimore Colts
December 11, 1966	Randolph, Alvin	94	vs. Chicago
November 24, 1966	Dowdle, Mike	27	at Detroit
October 16, 1966	Johnson, Jimmy	35	at Atlanta
November 22, 1959	Mertens, Jerry	30	at Baltimore Colts
November 30, 1958	Hazeltine, Matt	13	at Baltimore Colts
October 27, 1957	Herchman, Bill	54	vs. Chicago
December 8, 1956	Moegle, Dick	32	vs. Green Bay
October 16, 1955	Berry, Rex	44	at Detroit
October 17, 1954	Brown, Hardy	41	at Chicago
September 26, 1954	Berry, Rex	34	vs. Washington
December 6, 1953	Berry, Rex	29	vs. Green Bay
October 12, 1952	Burke, Don	35	at Detroit
October 14, 1951	Cason, Jim	65	at Pittsburgh
November 5, 1950	Livingston, Howie	35	at Los Angeles Rams

ALL-TIME FUMBLE RETURNS FOR TDS

DATE	PLAYER	YARDS	OPPONENT
November 25, 2007	Banta–Cain, Tully	end zone	at Arizona
October 8, 2006	Oliver, Melvin	12	vs. Oakland
October 2, 2005	Johnson, Derrick	78	at Arizona (in Mexico City)
October 2, 2005	Smith, Derek	end zone	at Arizona (in Mexico City)
November 28, 2004	Smith, Derek	46	vs. Miami
October 31, 2004	Carpenter, Dwaine	80	at Chicago
October 26, 2003	Harris, Kwame	1	at Arizona
October 28, 2001	Peterson, Julian	26	at Chicago
October 24, 1999	Walker, Darnell	71	at Minnesota
October 17, 1999	McMillan, Mark	41	vs. Carolina
October 10, 1999	Young, Bryant	end zone	at St. Louis
December 15, 1997	Greene, Kevin	40	vs. Denver
November 10, 1997	Hanks, Merton	38	at Philadelphia
November 17,1996	Doleman, Chris	end zone	vs. Baltimore
December 24, 1995	Rice, Jerry	end zone	at Atlanta
December 3, 1995	Woodall, Lee	96	vs. Buffalo
November 12, 1995	Hanks, Merton	38	at Dallas
October 16, 1994	McDonald, Tim	49	at Atlanta
November 14, 1993	Tamm, Ralph	1	at Tampa Bay
October 17, 1993	Davis, Eric	47	at Dallas
November 1, 1992	Sherrard, Mike	38	at Phoenix Cardinals
December 22, 1991	Griffin, Don	99	vs. Chicago
November 12, 1989	Haley, Charles	3	vs. Atlanta
December 27, 1987	Taylor, John	26	vs. Los Angeles Rams
December 1, 1985	Turner, Keena	65	at Washington
October 20, 1985	McIntyre, Guy	end zone	at Detroit
September 22, 1985	McColl, Milt	28	at Los Angeles Raiders
December 2, 1984	Johnson, Gary	33	at Atlanta
October 23, 1983	Board, Dwaine	end zone	at Los Angeles Rams
October 4, 1981	Hicks, Dwight	80	at Washington
October 3, 1976	Elam, Cleveland	31	vs. New York Jets
November 16, 1975	Hart, Tommy	10	vs. Chicago
October 26, 1975	McGill, Ralph	14	at New England
December 15, 1974	Belk, Bill	19	vs. New Orleans
December 2, 1973	Hall, Windlan	66	vs. Philadelphia
November 23, 1972	Vanderbundt, Skip	73	at Dallas
December 26, 1971	Hoskins, Bob	end zone	vs. Washington (NFC Playoff)
October 31, 1971	Blue, Forrest	25	vs. New England
October 24, 1971	Hart, Tommy	63	at St. Louis Cardinals
October 19, 1969	Lakes, Roland	2	vs. Atlanta

DATE	PLAYER	YARDS	OPPONENT
October 27, 1968	Witcher, Dick	12	at Detroit
October 15, 1967	Windsor, Bob	2	at Philadelphia
December 11, 1966	Alexander, Kermit	14	vs. Chicago
October 9, 1966	Hazeltine, Matt	22	vs. Green Bay
November 28, 1965	Kopay, Dave	end zone	at Minnesota
November 14, 1965	Miller, Clark	75	at Detroit
November 14, 1965	Wilcox, Dave	8	at Detroit
October 24, 1965	Chapple, Jack	8	vs. Minnesota
September 19, 1965	Krueger, Charlie	6	vs. Chicago
October 14, 1962	Woodson, Abe	37	at Chicago
October 18, 1959	Hazeltine, Matt	40	at Detroit

ALL-TIME BLOCKED FG RETURNS FOR TDS

(1970-PRESENT)

DATE	PLAYER	YARDS	OPPONENT
October 19, 2008	Clements, Nate	74	at New York Giants
October 12, 2008	Strickland, Donald	41	vs. Philadelphia
October 15, 1989	Jackson, Johnnie	62	at Dallas
September 26, 1971	Taylor, Bruce	58	at New Orleans
December 13, 1970	Taylor, Bruce	92	at New Orleans

ALL-TIME PUNT RETURNS FOR TDS

DATE	PLAYER	YARDS	OPPONENT
September 11, 2005	Amey, Otis	75	vs. St. Louis
October 10, 2004	Battle, Arnaz	71	vs. Arizona
December 1, 2002	Williams, Jimmy	89	vs. Seattle
December 27, 1998	McQuarters, R.W.	72	vs. St. Louis
November 11, 1997	Levy, Chuck	73	at Philadelphia
December 19, 1995	Carter, Dexter	78	vs. Minnesota
October 3, 1993	Carter, Dexter	72	vs. Minnesota
November 9, 1992	Hanks, Merton	48	at Atlanta
November 21, 1988	Taylor, John	95	vs. Washington
October 2, 1988	Taylor, John	77	vs. Detroit
December 14, 1987	McLemore, Dana	83	vs. Chicago
November 23, 1986	Griffin, Don	76	vs. Atlanta
October 8, 1984	McLemore, Dana	79	at New York Giants
December 19, 1983	McLemore, Dana	56	vs. Dallas
January 2, 1983	McLemore, Dana	93	vs. Los Angeles Rams
December 7, 1980	Solomon, Freddie	57	vs. New Orleans
October 26, 1980	Solomon, Freddie	53	vs. Tampa Bay
October 17, 1976	Leonard, Anthony	60	vs. New Orleans
September 26, 1976	McGill, Ralph	50	at Seattle
November 24, 1974	Moore, Manfred	88	vs. Atlanta
December 11, 1966	Alexander, Kermit	44	vs. Chicago
November 15, 1964	Alexander, Kermit	70	vs. Green Bay
October 21, 1962	Woodson, Abe	85	at Green Bay
November 5, 1961	Woodson, Abe	80	vs. Detroit
December 16, 1956	Arenas, Joe	67	at Baltimore Colts
October 19, 1952	McElhenny, Hugh	94	at Chicago

ALL-TIME KICKOFF RETURNS FOR TDS

DATE	PLAYER	YARDS	OPPONENT
November 10, 2008	Rossum, Allen	104	at Arizona
November 2, 2003	Wilson, Cedrick	95	vs. St. Louis
January 11, 1998	**Levy, Chuck**	**95**	**vs. Green Bay (NFC Championship)**
November 16, 1997	Kirby, Terry	101	vs. Carolina
November 6, 1994	Carter, Dexter	96	at Washington
December 1, 1991	Carter, Dexter	98	vs. New Orleans
December 20, 1987	Cribbs, Joe	92	vs. Atlanta
December 1, 1985	Monroe, Carl	95	at Washington
November 22, 1981	Lawrence, Amos	92	at Los Angeles Rams
November 2, 1980	Owens, James	101	at Detroit
November 18, 1979	Owens, James	85	vs. Denver
November 19, 1978	Williams, Dave	89	vs. Los Angeles Rams
December 4, 1977	Williams, Dave	80	at Minnesota
December 23, 1972	**Washington, Vic**	**97**	**vs. Dallas (NFC Playoff)**
October 29, 1972	Washington, Vic	98	at Atlanta
November 17, 1963	Woodson, Abe	99	at New York Giants
September 29, 1963	Woodson, Abe	95	at Minnesota
September 15, 1963	Woodson, Abe	103	vs. Minnesota
October 1, 1961	Woodson, Abe	98	at Detroit
December 18, 1960	Lyles, Lenny	97	vs. Baltimore Colts
November 22, 1959	Woodson, Abe	105	at Los Angeles Rams
November 4, 1956	Arenas, Joe	90	vs. Detroit

ALL-TIME 1,000 YARD SEASONS

RUSHING

YARDS	PLAYER	YEAR
1,695	Frank Gore	(2006)
1,570	Garrison Hearst	(1998)
1,502	Roger Craig	(1988)
1,262	Wendell Tyler	(1984)
1,229	Charlie Garner	(1999)
1,206	Garrison Hearst	(2001)
1,203	Delvin Williams	(1976)
1,142	Charlie Garner	(2000)
1,102	Frank Gore	(2007)
1,054	Roger Craig	(1989)
1,050	Roger Craig	(1985)
1,049	Joe Perry	(1954)
1,036	Frank Gore	(2008)
1,036	J.D. Smith	(1959)
1,024	Kevan Barlow	(2003)
1,019	Garrison Hearst	(1997)
1,018	Joe Perry	(1953)
1,013	Ricky Watters	(1992)

RECEIVING

YARDS	PLAYER	YEAR
*1,848	Jerry Rice	(1995)
1,570	Jerry Rice	(1986)
1,503	Jerry Rice	(1993)
1,502	Jerry Rice	(1990)
1,499	Jerry Rice	(1994)
1,483	Jerry Rice	(1989)
1,451	Terrell Owens	(2000)
1,412	Terrell Owens	(2001)
1,344	Dave Parks	(1965)
1,306	Jerry Rice	(1988)
1,300	Terrell Owens	(2002)
1,254	Jerry Rice	(1996)
1,206	Jerry Rice	(1991)
1,201	Jerry Rice	(1992)
1,157	Jerry Rice	(1998)
1,105	Dwight Clark	(1981)
1,102	Terrell Owens	(2003)
1,100	Gene Washington	(1970)
1,097	Terrell Owens	(1998)
1,078	Jerry Rice	(1987)
1,077	John Taylor	(1989)
1,032	R.C. Owens	(1961)
1,016	Roger Craig	(1985)
1,011	John Taylor	(1991)

ALL-TIME 3,000 YARD PASSING SEASONS

YARDS	PLAYER	YEAR
4,278	Jeff Garcia	(2000)
4,170	Steve Young	(1998)
4,023	Steve Young	(1993)
3,969	Steve Young	(1994)
3,944	Joe Montana	(1990)
3,910	Joe Montana	(1983)
3,653	Joe Montana	(1985)
3,652	Steve DeBerg	(1979)
3,630	Joe Montana	(1984)
3,565	Joe Montana	(1981)
3,538	Jeff Garcia	(2001)
3,521	Joe Montana	(1989)
3,465	Steve Young	(1992)
3,344	Jeff Garcia	(2002)
3,200	Steve Young	(1995)
3,112	John Brodie	(1965)
3,054	Joe Montana	(1987)
3,029	Steve Young	(1997)
3,020	John Brodie	(1968)

CAREER 100/300 GAMES

CAREER 100-YARD RUSHING GAMES

NO	PLAYER	TEAM W-L-T
19	Joe Perry	15–4–0
16	Garrison Hearst	15–1–0
15	Frank Gore	11–4–0
14	Roger Craig	11–3–0
12	Hugh McElhenny	8–4–0
12	J.D. Smith	7–5–0
10	Wendell Tyler	8–2–0
10	Delvin Williams	5–5–0
9	Ricky Watters	8–1–0
9	Ken Willard	5–3–1
6	Charlie Garner	3–3–0
5	Kevan Barlow	2–3–0
4	Billy Kilmer	4–0–0
3	Wilbur Jackson	2–1–0
3	Paul Hofer	0–3–0
2	Joe Cribbs	2–0–0
2	Larry Schreiber	2–0–0
2	Maurice Hicks	2–0–0
1	Joe Arenas	1–0–0
1	Dexter Carter	1–0–0
1	Lenvil Elliott	1–0–0
1	Keith Henderson	1–0–0
1	John Henry Johnson	1–0–0
1	Terry Kirby	1–0–0
1	Amp Lee	1–0–0
1	Gary Lewis	1–0–0
1	Verl Lillywhite	1–0–0
1	C.R. Roberts	1–0–0
1	Jimmy Thomas	1–0–0
1	Vic Washington	1–0–0
1	O.J. Simpson	0–1–0
1	Steve Young	0–1–0
1	Lawrence Phillips	1–0–0
168		**123-44-1**

CAREER 300-YARD PASSING GAMES

NO	PLAYER	TEAM W-L-T
35	Joe Montana	26–9–0
28	Steve Young	21–7–0
14	Jeff Garcia	5–9–0
6	John Brodie	4–1–1
5	Y.A. Tittle	4–1–0
5	Steve DeBerg	0–5–0
3	Elvis Grbac	2–1–0
2	Steve Bono	2–0–0
2	Jeff Kemp	1–1–0
2	Steve Spurrier	0–2–0
1	Tim Rattay	1–0–0
1	George Mira	1–0–0
1	Tom Owen	1–0–0
1	J.T. O'Sullivan	1–0–0
1	Shaun Hill	0–1–0
1	Mike Moroski	0–1–0
108		**69-38-1**

CAREER 100-YARD RECEIVING GAMES

NO	PLAYER	TEAM W-L-T
66	Jerry Rice	46–20–0
25	Terrell Owens	15–10–0
17	Gene Washington	11–5–1
16	Dwight Clark	11–5–0
12	John Taylor	10–2–0
11	Freddie Solomon	5–6–0
11	Dave Parks	2–8–1
10	Gordy Soltau	5–5–0
9	Bernie Casey	3–4–2
9	Billy Wilson	3–4–2
8	R.C. Owens	5–2–1
5	Monty Stickles	3–2–0
4	Paul Hofer	2–2–0
4	J.J. Stokes	2–2–0
3	J.R. Boone	2–1–0
3	Dick Witcher	2–1–0
3	Clinton McNeil	1–2–0
3	Ted Kwalick	0–2–1
3	Garrison Hearst	2–1–0
3	Brandon Lloyd	0–3–0
2	Isaac Bruce	1–1–0
2	Antonio Bryant	1–1–0
2	Clyde Conner	2–0–0
2	Roger Craig	2–0–0
2	John David Crow	1–1–0
2	Eric Johnson	1–1–0
2	Hugh McElhenny	1–1–0
1	Danny Abramowicz	1–0–0
1	Arnaz Battle	0–1–0
1	Alyn Beals	0–1–0
1	Jimmy Cason	0–1–0
1	Curtis Conway	0–1–0
1	Charlie Garner	0–1–0
1	Carroll Hardy	0–1–0
1	Jimmy Johnson	1–0–0
1	Brent Jones	1–0–0
1	Don Lisbon	1–0–0
1	Alex Loyd	0–1–0
1	Willie McGee	1–0–0
1	Jeff Moore	1–0–0
1	Renaldo Nehemiah	1–0–0
1	Joe Perry	0–1–0
1	Ted Popson	1–0–0
1	Tom Rathman	1–0–0
1	Mike Sherrard	0–1–0
1	J.D. Smith	1–0–0
1	Aaron Thomas	1–0–0
1	Ricky Watters	1–0–0
1	Cedrick Wilson	0–1–0
1	Mike Wilson	1–0–0
262		**152-102-8**

49ERS 100-YARD RUSHERS SINCE 1970

106 – Frank Gore vs. St. Louis	November 16, 2008 (18 carries)
101 – Frank Gore vs. Philadelphia	October 12, 2008 (19 carries)
130 – Frank Gore vs. Detroit	September 21, 2008 (27 carries)
138 – Frank Gore vs. Cincinnati	December 15, 2007 (29 carries)
116 – Frank Gore at Arizona	November 25, 2007 (21 carries)
153 – Frank Gore at Denver	December 31, 2006 (31 carries)
130 – Frank Gore vs. Green Bay	December 10, 2006 (18 carries)
144 – Frank Gore at Seattle	December 4, 2006 (29 carries)
134 – Frank Gore at St. Louis	December 3, 2006 (21 carries)
212 – Frank Gore vs. Seattle	November 19, 2006 (24 carries)
159 – Frank Gore at Detroit	November 12, 2006 (22 carries)
111 – Frank Gore at Chicago	October 29, 2006 (12 carries)
134 – Frank Gore vs. Oakland	October 8, 2006 (27 carries)
127 – Frank Gore vs. St. Louis	September 17, 2006 (29 carries)
108 – Frank Gore vs. Houston	January 1, 2006 (25 carries)
109 – Maurice Hicks at St. Louis	December 24, 2005 (10 carries)
101 – Kevan Barlow vs. Tampa Bay	October 30, 2005 (26 carries)
103 – Kevan Barlow at New England	January 2, 2005 (25 carries)
139 – Maurice Hicks at Arizona	December 12, 2004 (34 carries)
114 – Kevan Barlow at New Orleans	September 19, 2004 (20 carries)
154 – Kevan Barlow at Philadelphia	December 21, 2003 (30 carries)
154 – Kevan Barlow vs. Arizona	December 7, 2003 (18 carries)
117 – Garrison Hearst vs. Tampa Bay	October 19, 2003 (20 carries)
124 – Garrison Hearst vs. Seattle	December 1, 2002 (31 carries)
116 – Garrison Hearst vs. St. Louis	October 6, 2002 (13 carries)
103 – Garrison Hearst vs. Miami	December 16, 2001 (26 carries)
124 – Garrison Hearst vs. Buffalo	December 2, 2001 (25 carries)
106 – Garrison Hearst at Indianapolis	November 25, 2001 (12 carries)
145 – Garrison Hearst vs. New Orleans	November 11, 2001 (17 carries)
102 – Charlie Garner vs. Kansas City	November 12, 2000 (25 carries)
109 – Charlie Garner vs. Oakland	October 8, 2000 (24 carries)
201 – Charlie Garner at Dallas	September 24, 2000 (36 carries)
129 – Charlie Garner vs. Washington	December 26, 1999 (16 carries)
107 – Charlie Garner vs. Atlanta	December 12, 1999 (26 carries)
166 – Charlie Garner vs. Pittsburgh	November 7, 1999 (20 carries)
102 – Lawrence Phillips at Arizona	September 27, 1999 (9 carries)
107 – Garrison Hearst at New England	December 20, 1998 (27 carries)
198 – Garrison Hearst vs. Detroit	December 14, 1998 (24 carries)
139 – Garrison Hearst at Carolina	December 6, 1998 (20 carries)
166 – Garrison Hearst vs. N.Y. Giants	November 30, 1998 (20 carries)
138 – Garrison Hearst at Washington	September 14, 1998 (22 carries)
187 – Garrison Hearst vs. N.Y. Jets	September 6, 1998 (20 carries)
104 – Garrison Hearst vs. Dallas	November 2, 1997 (22 carries)
105 – Garrison Hearst at Atlanta	October 19, 1997 (18 carries)
141 – Garrison Hearst at Carolina	September 29, 1997 (28 carries)
105 – Terry Kirby at Atlanta	December 2, 1996 (12 carries)
105 – Ricky Watters at New Orleans	November 28, 1994 (26 carries)
103 – Ricky Watters vs. Tampa Bay	October 23, 1994 (14 carries)
116 – Ricky Watters vs. New Orleans	November 22, 1993 (16 carries)
135 – Ricky Watters at New Orleans	September 26, 1993 (25 carries)
112 – Ricky Watters vs. Atlanta	September 19, 1993 (19 carries)
134 – Amp Lee at Minnesota	December 13, 1992 (23 carries)
163 – Ricky Watters at L.A. Rams	November 22, 1992 (26 carries)
115 – Ricky Watters vs. New Orleans	November 15, 1992 (21 carries)
104 – Ricky Watters at New England	October 11, 1992 (19 carries)
100 – Ricky Watters at N.Y. Giants	September 6, 1992 (13 carries)
104 – Keith Henderson vs. Detroit	October 20, 1991 (20 carries)
102 – Steve Young vs. New Orleans	December 23, 1990 (8 carries)
124 – Dexter Carter at L.A. Rams	December 17, 1990 (13 carries)
105 – Roger Craig vs. Buffalo	December 17, 1989 (25 carries)
109 – Roger Craig vs. Atlanta	November 12, 1989 (17 carries)
131 – Roger Craig at Indianapolis	September 10, 1989 (24 carries)
115 – Roger Craig vs. New Orleans	December 11, 1988 (22 carries)
103 – Roger Craig at Atlanta	December 4, 1988 (23 carries)
162 – Roger Craig at Phoenix	November 6, 1988 (22 carries)
190 – Roger Craig at L.A. Rams	October 16, 1988 (22 carries)

143 – Roger Craig vs. Denver	October 9, 1988 (26 carries)
107 – Roger Craig at Seattle	September 25, 1988 (21 carries)
110 – Roger Craig at N.Y. Giants	September 11, 1988 (18 carries)
104 – Roger Craig at L.A. Rams	November 1, 1987 (23 carries)
107 – Joe Cribbs at New England	December 14, 1986 (23 carries)
101 – Roger Craig vs. Atlanta	November 23, 1986 (17 carries)
105 – Joe Cribbs vs. St. Louis	November 9, 1986 (21 carries)
111 – Wendell Tyler vs. Kansas City	November 17, 1985 (16 carries)
117 – Roger Craig at Denver	November 11, 1985 (22 carries)
107 – Wendell Tyler at Detroit	October 20, 1985 (16 carries)
107 – Roger Craig vs. Atlanta	September 15, 1985 (11 carries)
125 – Wendell Tyler at Minnesota	September 8, 1985 (21 carries)
117 – Wendell Tyler at New Orleans	November 25, 1984 (15 carries)
108 – Wendell Tyler at Houston	October 21, 1984 (23 carries)
101 – Wendell Tyler at N.Y. Giants	October 8, 1984 (14 carries)
113 – Wendell Tyler at Philadelphia	September 23, 1984 (21 carries)
102 – Wendell Tyler vs. Tampa Bay	December 4, 1983 (16 carries)
108 – Wendell Tyler at St. Louis	September 18, 1983 (18 carries)
107 – Wendell Tyler at Minnesota	September 8, 1983 (19 carries)
125 – Lenvil Elliot vs. New Orleans	December 7, 1980 (20 carries)
147 – Paul Hofer at New Orleans	November 11, 1979 (17 carries)
102 – Paul Hofer at Oakland	November 4, 1979 (12 carries)
104 – Paul Hofer vs. L.A. Rams	November 19, 1978 (20 carries)
108 – O.J. Simpson vs. Chicago	September 10, 1978 (27 carries)
107 – Delvin Williams at Minnesota	December 4, 1977 (27 carries)
190 – Wilbur Jackson vs. New Orleans	November 27, 1977 (16 carries)
123 – Wilbur Jackson at New Orleans	November 13, 1977 (22 carries)
110 – Delvin Williams at New Orleans	November 13, 1977 (25 carries)
106 – Delvin Williams vs. Detroit	October 23, 1977 (27 carries)
104 – Delvin Williams at San Diego	December 5, 1976 (26 carries)
156 – Wilbur Jackson vs. Minnesota	November 29, 1976 (30 carries)
153 – Delvin Williams vs. Minnesota	November 29, 1976 (20 carries)
180 – Delvin Williams vs. Washington	November 7, 1976 (23 carries)
194 – Delvin Williams at St. Louis Cardinals	October 31, 1976 (34 carries)
121 – Delvin Williams at Green Bay	September 12, 1976 (25 carries)
104 – Delvin Williams at Atlanta	December 14, 1975 (10 carries)
106 – Delvin Williams vs. Chicago	November 16, 1975 (12 carries)
129 – Ken Willard at N.Y. Jets	November 28, 1971 (15 carries)
125 – Vic Washington at N.Y. Jets	November 28, 1971 (27 carries)
106 – Larry Schreiber vs. Atlanta	November 24, 1974 (20 carries)
117 – Ken Willard vs. Philadelphia	December 2, 1973 (15 carries)
104 – Larry Schreiber vs. Baltimore	November 12, 1972 (17 carries)
105 – Ken Willard vs. Cleveland	September 27, 1970 (22 carries)
162 – Ken Willard at Atlanta	December 15, 1968 (25 carries)

49ERS 100-YARD RECEIVERS SINCE 1970

125 – Isaac Bruce at Dallas	November 23, 2008 (8 catches)
120 – Arnaz Battle at New Orleans	September 28, 2008 (7 catches)
153 – Isaac Bruce at Seattle	September 14, 2008 (4 catches)
131 – Antonio Bryant vs. St. Louis	September 17, 2006 (4 catches)
114 – Antonio Bryant at Arizona	September 10, 2006 (4 catches)
119 – Brandon Lloyd vs. Seattle	November 20, 2005 (7 catches)
102 – Brandon Lloyd at Arizona	October 2, 2005 (7 catches)
142 – Brandon Lloyd vs. Dallas	September 25, 2005 (4 catches)
101 – Cedrick Wilson vs. Carolina	November 14, 2004 (5 catches)
162 – Eric Johnson vs. Arizona	October 10, 2004 (13 catches)
113 – Eric Johnson vs. St. Louis	October 3, 2004 (10 catches)
112 – Curtis Conway at New Orleans	September 19, 2004 (8 catches)
127 – Terrell Owens at Cincinnati	December 14, 2003 (8 catches)
155 – Terrell Owens vs. Pittsburgh	November 17, 2003 (8 catches)
152 – Terrell Owens vs. Tampa Bay	October 19, 2003 (6 catches)
112 – Terrell Owens vs. Chicago	September 7, 2003 (7 catches)
123 – Terrell Owens at Dallas	December 8, 2002 (12 catches)
166 – Terrell Owens vs. Philadelphia	November 25, 2002 (13 catches)
171 – Terrell Owens at San Diego	November 17, 2002 (7 catches)
191 – Terrell Owens at Oakland	November 3, 2002 (12 catches)
132 – Terrell Owens vs. Arizona	October 27, 2002 (8 catches)
116 – Terrell Owens at New Orleans	January 6, 2002 (2 catches)
103 – Terrell Owens at Indianapolis	November 25, 2001 (6 catches)

100 – Terrell Owens vs. New Orleans ..... November 11, 2001 (8 catches)
125 – Terrell Owens vs. Detroit ..... November 4, 2001 (9 catches)
105 – Garrison Hearst at Chicago ..... October 28, 2001 (4 catches)
183 – Terrell Owens at Atlanta ..... October 14, 2001 (9 catches)
118 – Terrell Owens vs. Carolina ..... October 7, 2001 (8 catches)
283 – Terrell Owens vs. Chicago ..... December 17, 2000 (20 catches)
129 – Terrell Owens vs. New Orleans ..... December 10, 2000 (6 catches)
115 – Terrell Owens vs. St. Louis ..... October 29, 2000 (8 catches)
112 – Charlie Garner at Carolina ..... October 22, 2000 (7 catches)
176 – Terrell Owens vs. Oakland ..... October 8, 2000 (12 catches)
108 – Terrell Owens at St. Louis ..... September 17, 2000 (6 catches)
143 – Jerry Rice at Atlanta ..... January 3, 2000 (6 catches)
130 – J.J. Stokes at Atlanta ..... January 3, 2000 (5 catches)
157 – Jerry Rice at Cincinnati ..... December 5, 1999 (9 catches)
145 – Terrell Owens at Cincinnati ..... December 5, 1999 (9 catches)
120 – Terrell Owens vs. St. Louis ..... November 21, 1999 (6 catches)
115 – Jerry Rice at New England ..... December 20, 1998 (5 catches)
140 – Terrell Owens vs. N.Y. Giants ..... November 30, 1998 (5 catches)
103 – Garrison Hearst vs. New Orleans ..... November 22, 1998 (4 catches)
169 – Jerry Rice at Atlanta ..... November 15, 1998 (10 catches)
110 – J.J. Stokes vs. Indianapolis ..... October 18, 1998 (9 catches)
162 – Jerry Rice vs. Atlanta ..... September 27, 1998 (8 catches)
105 – Garrison Hearst vs. Atlanta ..... September 27, 1998 (4 catches)
111 – J.J. Stokes vs. N.Y. Jets ..... September 6, 1998 (7 catches)
129 – Jerry Rice vs. Carolina ..... December 8, 1996 (10 catches)
110 – Terrell Owens vs. Carolina ..... December 8, 1996 (5 catches)
116 – Ted Popson vs. Cincinnati ..... October 20, 1996 (8 catches)
108 – Jerry Rice at St. Louis ..... October 6, 1996 (7 catches)
127 – Jerry Rice at Carolina ..... September 22, 1996 (10 catches)
153 – Jerry Rice at Atlanta ..... December 24, 1995 (12 catches)
106 – J.J. Stokes at Atlanta ..... December 24, 1995 (5 catches)
289 – Jerry Rice vs. Minnesota ..... December 18, 1995 (14 catches)
121 – Jerry Rice at Carolina ..... December 10, 1995 (6 catches)
149 – Jerry Rice at Miami ..... November 20, 1995 (8 catches)
161 – Jerry Rice at Dallas ..... November 12, 1995 (5 catches)
111 – Jerry Rice vs. Carolina ..... November 5, 1995 (8 catches)
108 – Jerry Rice vs. New Orleans ..... October 29, 1995 (8 catches)
181 – Jerry Rice at Detroit ..... September 25, 1995 (11 catches)
167 – Jerry Rice vs. Atlanta ..... September 10, 1995 (11 catches)
121 – Jerry Rice vs. Denver ..... December 17, 1994 (9 catches)
106 – Rickey Watters vs. Denver ..... December 17, 1994 (4 catches)
144 – Jerry Rice at San Diego ..... December 11, 1994 (12 catches)
165 – Jerry Rice vs. L.A. Rams ..... November 20, 1994 (16 catches)
147 – Jerry Rice at L.A. Rams ..... September 18, 1994 (11 catches)
103 – John Taylor at L.A. Rams ..... September 18, 1994 (7 catches)
169 – Jerry Rice vs. L.A. Raiders ..... September 5, 1994 (7 catches)
132 – Jerry Rice at Detroit ..... December 19, 1993 (4 catches)
115 – John Taylor at Detroit ..... December 19, 1993 (4 catches)
105 – Jerry Rice at Atlanta ..... December 11, 1993 (6 catches)
150 – John Taylor at L.A. Rams ..... November 28, 1993 (6 catches)
166 – Jerry Rice at L.A. Rams ..... November 28, 1993 (8 catches)
172 – Jerry Rice at Tampa Bay ..... November 14, 1993 (8 catches)
155 – Jerry Rice vs. Phoenix ..... October 24, 1993 (9 catches)
118 – Jerry Rice vs. Tampa Bay ..... December 19, 1992 (7 catches)
133 – Jerry Rice vs. Philadelphia ..... November 29, 1992 (8 catches)
183 – Jerry Rice vs. Atlanta ..... October 18, 1992 (7 catches)
159 – Mike Sherrard vs. Buffalo ..... September 13, 1992 (6 catches)
112 – John Taylor vs. Buffalo ..... September 13, 1992 (5 catches)
125 – Jerry Rice vs. Chicago ..... December 23, 1991 (5 catches)
113 – John Taylor at Seattle ..... December 8, 1991 (7 catches)
154 – Jerry Rice vs. New Orleans ..... December 1, 1991 (9 catches)
121 – John Taylor at L.A. Rams ..... November 25, 1991 (6 catches)
127 – John Taylor at Atlanta ..... November 3, 1991 (2 catches)
120 – Terrell Owens at St. Louis ..... October 25, 1991 (5 catches)
138 – Jerry Rice vs. Atlanta ..... October 13, 1991 (7 catches)
150 – Jerry Rice vs. San Diego ..... September 8, 1991 (9 catches)
118 – Jerry Rice at Minnesota ..... December 30, 1990 (9 catches)
104 – Jerry Rice at L.A. Rams ..... December 17, 1990 (5 catches)
101 – Jerry Rice at Cincinnati ..... December 9, 1990 (8 catches)
147 – Jerry Rice at Dallas ..... November 11, 1990 (12 catches)
187 – Jerry Rice at Green Bay ..... November 4, 1990 (6 catches)
132 – John Taylor at Houston ..... October 7, 1990 (4 catches)

171 – Jerry Rice vs. Atlanta ..... September 23, 1990 (8 catches)
125 – Brent Jones vs. Atlanta ..... September 23, 1990 (5 catches)
160 – John Taylor vs. Washington ..... September 16, 1990 (8 catches)
101 – Jerry Rice vs. Chicago ..... December 24, 1989 (4 catches)
286 – John Taylor at L.A. Rams ..... December 11, 1989 (11 catches)
162 – John Taylor at Atlanta ..... December 3, 1989 (5 catches)
117 – Jerry Rice vs. N.Y. Giants ..... November 27, 1989 (7 catches)
106 – Jerry Rice vs. Green Bay ..... November 19, 1989 (9 catches)
112 – Jerry Rice vs. New England ..... October 22, 1989 (6 catches)
103 – Tom Rathman vs. New England ..... October 22, 1989 (11 catches)
149 – Jerry Rice at New Orleans ..... October 8, 1989 (7 catches)
136 – John Taylor at Philadelphia ..... September 24, 1989 (6 catches)
164 – Jerry Rice at Philadelphia ..... September 24, 1989 (6 catches)
122 – Jerry Rice at Tampa Bay ..... September 17, 1989 (8 catches)
163 – Jerry Rice at Indianapolis ..... September 10, 1989 (6 catches)
171 – Jerry Rice at San Diego ..... November 27, 1988 (6 catches)
105 – Jerry Rice vs. Washington ..... November 21, 1988 (3 catches)
163 – Jerry Rice at Seattle ..... September 25, 1988 (6 catches)
163 – Jerry Rice vs. Atlanta ..... September 18, 1988 (8 catches)
109 – Jerry Rice at N.Y. Giants ..... September 11, 1988 (4 catches)
126 – Jerry Rice vs. Cleveland ..... November 29, 1987 (7 catches)
103 – Jerry Rice at Tampa Bay ..... November 22, 1987 7 catches)
108 – Jerry Rice vs. New Orleans ..... November 15, 1987 (4 catches)
104 – Mike Wilson at Cincinnati ..... September 20, 1987 (7 catches)
106 – Jerry Rice at Pittsburgh ..... September 13, 1987 (8 catches)
204 – Jerry Rice at Washington ..... November 17, 1986 (12 catches)
156 – Jerry Rice vs. St. Louis ..... November 9, 1986 (4 catches)
144 – Jerry Rice vs. Minnesota ..... October 12, 1986 (7 catches)
172 – Jerry Rice vs. Indianapolis ..... October 5, 1986 (6 catches)
120 – Jerry Rice vs. New Orleans ..... September 21, 1986 (7 catches)
100 – Dwight Clark vs. New Orleans ..... September 21, 1986 (7 catches)
157 – Jerry Rice at L.A. Rams ..... September 14, 1986 (6 catches)
100 – Dwight Clark at Tampa Bay ..... September 7, 1986 (7 catches)
111 – Jerry Rice vs. Dallas ..... December 22, 1985 (7 catches)
241 – Jerry Rice vs. L.A. Rams ..... December 9, 1985 (10 catches)
132 – Roger Craig at L.A. Rams ..... October 27, 1985 (6 catches)
167 – Roger Craig at Atlanta ..... October 6, 1985 (12 catches)
125 – Renaldo Nehemiah vs. Minnesota ..... December 8, 1984 (6 catches)
105 – Freddie Solomon at Cleveland ..... November 11, 1984 (5 catches)
124 – Dwight Clark vs. Cincinnati ..... November 4, 1984 (7 catches)
127 – Dwight Clark at Houston ..... October 21, 1984 (5 catches)
105 – Dwight Clark vs. Washington ..... September 10, 1984 (5 catches)
103 – Freddie Solomon vs. Atlanta ..... September 25, 1983 (6 catches)
121 – Freddie Solomon at St. Louis ..... September 18, 1983 (3 catches)
104 – Dwight Clark at Kansas City ..... December 26, 1982 (4 catches)
101 – Dwight Clark vs. Atlanta ..... December 19, 1982 (8 catches)
135 – Dwight Clark vs. San Diego ..... December 11, 1982 (12 catches)
102 – Jeff Moore at L.A. Rams ..... December 2, 1982 (8 catches)
103 – Dwight Clark at St. Louis ..... November 21, 1982 (6 catches)
127 – Dwight Clark at Denver ..... September 19, 1982 (9 catches)
109 – Freddie Solomon at Denver ..... September 19, 1982 (4 catches)
106 – Dwight Clark vs. L.A. Raiders ..... September 12, 1982 (6 catches)
124 – Freddie Solomon at L.A. Rams ..... November 22, 1981 (5 catches)
128 – Dwight Clark vs. Atlanta ..... November 8, 1981 (7 catches)
109 – Dwight Clark vs. L.A. Rams ..... October 25, 1981 (8 catches)
135 – Dwight Clark vs. Dallas ..... October 11, 1981 (4 catches)
113 – Freddie Solomon vs. Chicago ..... September 13, 1981 (5 catches)
155 – Dwight Clark vs. New Orleans ..... December 7, 1980 (6 catches)
104 – Freddie Solomon at Green Bay ..... November 9, 1980 (5 catches)
148 – Dwight Clark at Dallas ..... October 12, 1980 (8 catches)
132 – Freddie Solomon vs. Atlanta ..... September 28, 1980 (5 catches)
135 – Paul Hofer vs. St. Louis ..... September 14, 1980 (9 catches)
114 – Paul Hofer at New Orleans ..... September 7, 1980 (7 catches)
130 – Paul Hofer at Atlanta ..... December 16, 1979 (9 catches)
104 – Paul Hofer at N.Y. Giants ..... October 14, 1979 (9 catches)
144 – Freddie Solomon vs. New Orleans ..... September 23, 1979 (8 catches)
107 – Freddie Solomon at Minnesota ..... September 2, 1979 (4 catches)
110 – Freddie Solomon at Houston ..... September 17, 1978 (3 catches)
130 – Gene Washington vs. Dallas ..... December 12, 1977 (5 catches)
112 – Gene Washington vs. Detroit ..... October 23, 1977 (4 catches)
104 – Willie McGee at Seattle ..... September 26, 1976 (5 catches)
101 – Gene Washington at Philadelphia ..... November 30, 1975 (6 catches)

144 – Gene Washington at L.A. Rams ..... November 9, 1975 (5 catches)
121 – Gene Washington at Dallas ..... November 10, 1974 (7 catches)
133 – Ted Kwalick at Detroit ..... November 4, 1973 (8 catches)
101 – Dan Abramowicz vs. New Orleans ..... October 21, 1973 (4 catches)
118 – Gene Washington vs. Minnesota ..... October 14, 1973 (8 catches)
119 – Gene Washington vs. Minnesota ..... December 16, 1972 (4 catches)
114 – Gene Washington at Chicago ..... November 18, 1972 (4 catches)
164 – Gene Washington at Green Bay ..... November 5, 1972 (6 catches)
102 – Ted Kwalick vs. New Orleans ..... October 22, 1972 (2 catches)
126 – Ted Kwalick vs. N.Y. Giants ..... October 15, 1972 (6 catches)
140 – Gene Washington vs. San Diego ..... September 17, 1972 (8 catches)
160 – Gene Washington vs. New England ..... October 31, 1971 (5 catches)
112 – Gene Washington at Philadelphia ..... October 3, 1971 (3 catches)
131 – Gene Washington at New Orleans ..... December 13, 1970 (5 catches)
115 – Gene Washington vs. Atlanta ..... December 6, 1970 (3 catches)
119 – Gene Washington at Chicago ..... November 8, 1970 (5 catches)
126 – Gene Washington vs. New Orleans ..... October 18, 1970 (4 catches)
145 – Gene Washington at L.A. Rams ..... October 11, 1970 (7 catches)

49ERS 300-YARD PASSERS SINCE 1970

303 – Shaun Hill at Dallas ..... November 23, 2008 (21 of 33)
321 – J.T. O'Sullivan at Seattle ..... September 14, 2008 (20 of 32)
417 – Tim Rattay vs. Arizona ..... October 10, 2004 (38 of 57)
344 – Jeff Garcia at Cincinnati ..... December 14, 2003 (26 of 33)
337 – Jeff Garcia at San Diego ..... November 17, 2002 (25 of 43)
305 – Jeff Garcia at Carolina ..... November 18, 2001 (34 of 54)
332 – Jeff Garcia at Atlanta ..... October 14, 2001 (27 of 41)
335 – Jeff Garcia vs. Atlanta ..... September 9, 2001 (26 of 40)
402 – Jeff Garcia vs. Chicago ..... December 17, 2000 (36 of 44)
305 – Jeff Garcia vs. New Orleans ..... December 10, 2000 (25 of 38)
323 – Jeff Garcia at San Diego ..... December 3, 2000 (18 of 32)
307 – Jeff Garcia at Carolina ..... October 22, 2000 (25 of 39)
336 – Jeff Garcia at Green Bay ..... October 15, 2000 (27 of 42)
336 – Jeff Garcia vs. Oakland ..... October 8, 2000 (28 of 41)
373 – Jeff Garcia at Atlanta ..... January 3, 2000 (26 of 34)
303 – Jeff Garcia at Carolina ..... December 18, 1999 (29 of 46)
437 – Jeff Garcia at Cincinnati ..... December 5, 1999 (33 of 49)
309 – Steve Young at New Orleans ..... October 11, 1998 (21 of 40)
342 – Steve Young at Atlanta ..... November 15, 1998 (21 of 40)
331 – Steve Young vs. Indianapolis ..... October 18, 1998 (33 of 51)
387 – Steve Young vs. Atlanta ..... September 27, 1998 (28 of 39)
303 – Steve Young at Washington ..... September 14, 1998 (21 of 32)
363 – Steve Young vs. N.Y. Jets ..... September 6, 1998 (26 of 46)
336 – Steve Young vs. Atlanta ..... September 21, 1997 (17 of 24)
393 – Steve Young vs. Carolina ..... December 8, 1996 (27 of 41)
316 – Steve Young at Atlanta ..... December 24, 1995 (31 of 44)
425 – Steve Young vs. Minnesota ..... December 18, 1995 (30 of 49)
336 – Steve Young at Carolina ..... December 10, 1995 (31 of 45)
382 – Elvis Grbac at Miami ..... November 20, 1995 (31 of 41)
327 – Elvis Grbac at Carolina ..... November 5, 1995 (26 of 37)
305 – Elvis Grbac at Dallas ..... November 12, 1995 (20 of 30)
348 – Steve Young at Detroit ..... September 25, 1995 (27 of 44)
331 – Steve Young vs. Atlanta ..... September 10, 1995 (27 of 40)
350 – Steve Young vs. Denver ..... December 17, 1994 (20 of 29)
304 – Steve Young at San Diego ..... December 11, 1994 (25 of 32)
325 – Steve Young vs. L.A. Rams ..... November 20, 1994 (30 of 44)
355 – Steve Young at L.A. Rams ..... September 18, 1994 (31 of 39)
308 – Steve Young vs. L.A. Raiders ..... September 5, 1994 (19 of 32)
354 – Steve Young at Detroit ..... December 19, 1993 (17 of 23)
462 – Steve Young at L.A. Rams ..... November 28, 1993 (26 of 32)
311 – Steve Young at Tampa Bay ..... November 14, 1993 (23 of 29)
342 – Steve Young vs. Philadelphia ..... November 29, 1992 (24 of 35)
399 – Steve Young vs. Atlanta ..... October 18, 1992 (18 of 28)
449 – Steve Young vs. Buffalo ..... September 13, 1992 (26 of 37)
338 – Steve Young vs. Chicago ..... December 23, 1991 (21 of 32)
347 – Steve Bono vs. New Orleans ..... December 1, 1991 (27 of 41)
306 – Steve Bono at L.A. Rams ..... November 25, 1991 (18 of 33)
348 – Steve Young vs. Atlanta ..... October 13, 1991 (22 of 38)

348 – Steve Young vs. San Diego ..... September 8, 1991 (26 of 36)
411 – Joe Montana at Green Bay ..... November 4, 1990 (25 of 40)
476 – Joe Montana at Atlanta ..... October 14, 1990 (32 of 49)
318 – Joe Montana at Houston ..... October 7, 1990 (20 of 28)
398 – Joe Montana vs. Atlanta ..... September 23, 1990 (24 of 36)
390 – Joe Montana vs. Washington ..... September 16, 1990 (29 of 44)
458 – Joe Montana at L.A. Rams ..... December 11, 1989 (30 of 42)
325 – Joe Montana vs. Green Bay ..... November 19, 1989 (30 of 42)
302 – Joe Montana vs. New Orleans ..... November 6, 1989 (22 of 31)
428 – Joe Montana at Philadelphia ..... September 24, 1989 (25 of 34)
302 – Joe Montana at Seattle ..... September 25, 1988 (20 of 29)
343 – Joe Montana vs. Atlanta ..... September 18, 1988 (32 of 48)
308 – Joe Montana at Green Bay ..... December 6, 1987 (26 of 35)
342 – Joe Montana vs. Cleveland ..... November 29, 1987 (23 of 31)
304 – Joe Montana at Tampa Bay ..... November 22, 1987 (29 of 45)
334 – Joe Montana vs. St. Louis Cardinals ..... October 18, 1987 (31 of 39)
316 – Joe Montana at Pittsburgh ..... September 13, 1987 (34 of 49)
441 – Joe Montana at Washington ..... November 17, 1986 (33 of 60)
332 – Mike Moroski at New Orleans ..... November 2, 1986 (23 of 40)
359 – Jeff Kemp vs. Minnesota ..... October 12, 1986 (23 of 42)
332 – Jeff Kemp vs New Orleans ..... September 21, 1986 (29 of 44)
356 – Joe Montana at Tampa Bay ..... September 7, 1986 (32 of 46)
322 – Joe Montana vs. Dallas ..... December 22, 1985 (24 of 34)
354 – Joe Montana at New Orleans ..... December 15, 1985 (25 of 38)
328 – Joe Montana vs. L.A. Rams ..... December 9, 1985 (26 of 36)
306 – Joe Montana at L.A. Rams ..... October 27, 1985 (22 of 30)
429 – Joe Montana at Atlanta ..... October 6, 1985 (37 of 57)
301 – Joe Montana vs. Cincinnati ..... November 4, 1984 (27 of 42)
365 – Joe Montana at L.A. Rams ..... October 28, 1984 (21 of 31)
353 – Joe Montana at Houston ..... October 21, 1984 (25 of 35)
381 – Joe Montana vs. Washington ..... September 10, 1984 (24 of 40)
358 – Joe Montana at L.A. Rams ..... October 23, 1983 (25 of 39)
316 – Joe Montana vs. L.A. Rams ..... October 9, 1983 (28 of 42)
341 – Joe Montana at St. Louis Cardinals ..... September 18, 1983 (20 of 32)
356 – Joe Montana vs. San Diego ..... December 11, 1982 (31 of 46)
305 – Joe Montana vs. L.A. Rams ..... December 2, 1982 (26 of 37)
334 – Joe Montana vs. New Orleans ..... November 28, 1982 (27 of 42)
408 – Joe Montana at St. Louis Cardinals ..... November 21, 1982 (26 of 39)
336 – Joe Montana at Denver ..... September 19, 1982 (26 of 37)
345 – Steve DeBerg at Atlanta ..... September 28, 1980 (32 of 51)
345 – Steve DeBerg vs. Atlanta ..... December 16, 1979 (29 of 54)
348 – Steve DeBerg vs. Chicago Bears ..... October 28, 1979 (26 of 41)
306 – Steve DeBerg vs. Seattle ..... October 7, 1979 (31 of 40)
321 – Steve DeBerg at Houston ..... September 17, 1978 (20 to 32)
316 – Tom Owen at Chicago ..... November 17, 1974 (15 of 26)
320 – Steve Spurrier vs. Minnesota ..... October 14, 1973 (31 of 48)
315 – Steve Spurrier at Green Bay ..... November 5, 1972 (19 of 37)
317 – John Brodie at Chicago ..... November 8, 1970 (21 of 28)

OPPONENTS INDIVIDUAL GAME RECORDS

SCORING

Points
36 Gale Sayers, at Chicago (12/12/65)
Touchdowns
6 Gale Sayers, at Chicago (12/12/65)
PATs
8 Rafael Septien, at Dallas (10/12/80)
8 Paige Cothren, vs. L.A. Rams (10/5/58)
PAT Attempts
8 Rafael Septien, at Dallas (10/12/80)
8 Paige Cothren, vs. L.A. Rams (10/5/58)
Field Goals
6 Neil Rackers, at Arizona in Mexico City (10/2/05)
5 Morten Andersen, at Atlanta (9/3/00)
Chris Jacke, at Green Bay (10/14/96)
Morten Andersen, at New Orleans (10/25/87)
Lou Michaels, at Baltimore (9/25/66)
Field Goal Attempts
7 Morten Andersen, at New Orleans (10/25/87)
Long Field Goal
59 Morten Andersen, at Atlanta (12/24/95)
56 Al Del Greco, at Houston (10/27/96)
54 Jan Stenerud, vs. Kansas City (12/6/71)

RUSHING

Attempts
35 Clinton Portis, vs. Washington (12/18/04)
Marcel Shipp, at Arizona (10/26/03)
32 Calvin Hill, at Dallas (11/10/74)
Steven Jackson, at St. Louis Rams (12/21/08)
Yards
192 Eric Pegram, vs. Atlanta (9/19/93)
Touchdowns
4 LaDainian Tomlinson
Gale Sayers, at Chicago (12/12/65)
Long
84t Chester Taylor, vs. Minnesota (12/9/07)

PASSING

Attempts
61 Brett Favre, at Green Bay (10/14/96)
60 Richard Todd, at N.Y. Jets (9/21/80)
58 Glenn Foley, vs. N.Y. Jets (9/6/98)
Jay Schroeder at Washington (12/1/85)
Completions
42 Richard Todd, at N.Y. Jets (9/21/80)
Yards
484 Kurt Warner, at Arizona (11/25/07)
Touchdowns
5 Donovan McNabb, at Philadelphia (9/18/05)
Kurt Warner, at St. Louis (10/10/99)
Vince Ferragamo, at L.A. Rams (10/23/83)
Dan Fouts, vs. San Diego (12/11/82)
Interceptions
7 Steve DeBerg, at Tampa Bay (9/7/86)
Long
96t Tobin Rote to Billy Grimes, vs. Green Bay (12/10/50)
Times sacked
10 Phil Simms, vs. N.Y. Giants (11/23/80)
James Harris, at L.A. Rams (10/11/76)
Bill Munson, vs. L.A. Rams (12/6/64)

RECEIVING

Receptions
17 Clark Gaines, at N.Y. Jets (9/21/80)
Yards
220 Don Beebe, at Green Bay (10/14/96)
Touchdowns
4 Isaac Bruce, at St. Louis (10/10/99)
Ahmad Rashad at Minnesota (9/2/79)
Harlon Hill, vs. Chicago (10/31/54)
Long
96t Billy Grimes, vs. Green Bay (12/10/50)

INTERCEPTIONS

Interceptions
3 Bill Simpson, vs. L.A. Rams (11/20/77)
Gene Howard, at L.A. Rams (11/21/71)
Roy Winston, vs. Minnesota (10/25/64)
Donald Doll, at Detroit (10/8/50)
Yards
107 Aaron Martin, at L.A. Rams (10/18/64)
Long
101t Tom Pridemore, at Atlanta (9/20/81)

PUNTING

Punts
12 Wilbur Summers, vs. Detroit (10/23/77)
Rusty Jackson, vs. L.A. Rams (11/21/76)
Average
58.5 Reggie Roby, at Miami (9/28/86)
Long
90 Don Chandler, at Green Bay (10/10/65)

PUNT RETURNS

RETURNS
Returns
7 Alvin Pearman, at Jacksonville (12/18/05)
J.T. Smith, at Phoenix (11/6/88)
Robbie Martin, vs. Indianapolis (10/5/86)
LeRoy Irvin, vs. L.A. Rams (10/25/81)
Roland Lawrence, vs. Atlanta (10/23/76)
Yards
184 Larry Watkins, at Detroit (10/6/63)
Long
90t Larry Watkins, at Detroit (10/6/63)

KICKOFF RETURNS

Returns
9 Ahmad Merritt, vs. Chicago (9/7/03)
Eric Metcalf, vs. Atlanta (9/29/96)
Yards
208 Ron Smith, at Chicago (11/19/72)
Long
109 Mel Gray, vs. New Orleans (9/21/86)

49ERS REGULAR SEASON TEAM RECORDS

Note: Entries marked by an asterisk in the "fewest, season" category denote the 1982 strike season. These years are listed for reference, but are not considered full season records

OFFENSE

WON-LOST

Wins, Season
15 1984
14 1989, 1990, 1992
13 1981, 1987, 1994, 1997

CONSECUTIVE GAMES

Won
15 11/27/89 to 11/18/90
11 9/7/97 to 11/23/97
10 10/9/94 to 12/17/94

Wins at home
19 12/23/96 to 10/3/99
13 10/4/92 to 12/5/93
8 10/23/94 to 10/1/95
8 11/27/89 to 11/18/90
7 11/26/95 to 10/20/96
11/2/58 to 11/1/59

Wins on road
18 11/27/88 to 12/30/90
11 9/20/87 to 10/16/88
9 12/11/83 to 12/2/84

Lost
9 10/8/78 to 12/3/78
8 9/23/07 to 11/18/07
10/10/99 to 12/5/99
9/28/80 to 11/16/80
12/17/78 to 10/14/79
7 11/6/05 to12/18/05
10/17/04 to 12/5/04
12/4/77 to 9/24/78
9/29/74 to 11/10/74
12/9/62 to 10/13/63

Losses at home
7 10/28/62 to 9/22/63
6 9/12/82 to 9/3/83
5 9/30/07 to 12/9/07
11/7/04 to 12/26/04
10/15/78 to 11/27/78
12/15/73 to 11/4/74

Losses on road
18 12/4/77 to 12/16/79
8 1/2/05 to 12/18/05
10/10/99 to 9/17/00
10/5/80 to 9/20/81
10/11/64 to 10/10/65
7 10/8/50 to 10/6/51

SCORING

POINTS

Most, season
505 1994
479 1998
475 1984

Highest average, season
31.6 1994 (16 games)
31.0 1953 (12 games)
30.6 1987 (15 games)

Fewest, season
198 1963
208 1960
213 1950
*209 1982 (9 games)

Lowest average, season
13.7 2007
13.7 1978
14.1 1963

Most, game
56 vs. Atlanta (10/18/92)
55 at Detroit (12/19/93)
52 vs. Chicago (12/23/91)
vs. Chicago (12/19/65)

Most, first half
42 vs. Atlanta (10/18/92)
41 at Minnesota (10/18/92)
38 vs. L.A. Rams (10/28/51)

Most, second half
35 vs. Atlanta (9/15/85)
31 at L.A. Rams (10/23/83)
30 vs. New Orleans (OT) (12/7/80)
vs. New Orleans (10/21/73)

Most, first quarter
27 vs. Green Bay (12/7/58)
21 (Several times) Last: vs. Minnesota (12/18/95)

Most, second quarter
28 at Minnesota (9/8/83)
vs. L.A. Rams (10/28/51)
24 (Several times) Last: vs. Atlanta (12/4/94)

Most, third quarter
21 at New Orleans (9/4/88)
at St. Louis (9/18/83)
vs. Houston (12/13/81)
vs. New Orleans (10/21/73)
20 at St. Louis (10/22/95)

Most, fourth quarter
28 vs. Chicago (12/22/91)
at Philadelphia (9/24/89)
at L.A. Rams (10/23/83)

TOUCHDOWNS

Most, season
66 1994
61 1998
1993
59 1987

Fewest, season
21 1960
23 2005
24 2007
1963

Most, game
8 vs. Atlanta (10/18/92)
7 vs. Arizona (12/7/03)
at Detroit (12/19/93)
vs. Chicago (12/23/91)
vs. L.A. Rams (12/27/87)
at Atlanta (10/29/72)
at Detroit (10/1/61)
vs. Dallas Texans (10/26/52)

POINTS AFTER TOUCHDOWN MADE (KICKING)

Most, season
60 1994
59 1993
56 1984

Fewest, season
21 2005
1960
22 2007
23 2004
1982
Most, game
8 vs. Atlanta (10/18/92)
7 at Detroit (12/19/93)
vs. Chicago (10/23/91)
vs. L.A. Rams (12/27/87)
at Atlanta (10/29/72)
at Detroit (10/1/61)

POINTS AFTER TOUCHDOWN ATTEMPTS (KICKING)

Most, season
62 1994
61 1993
59 1987
57 1984
Most, game
8 vs. Atlanta (10/18/92)
7 at Detroit (12/19/93)
vs. Chicago (10/23/91)
at Atlanta (10/29/72)
at Detroit (10/1/61)

POINTS AFTER TOUCHDOWN MADE (2-POINT)

Most, season
5 1998
3 2004
2000
2 2002
1997
1995
1994

POINTS AFTER TOUCHDOWN ATTEMPTS (2-POINT)

Most, season
9 1998
6 2004
4 2000
1994
3 2003
1997
1995

FIELD GOALS MADE

Most, season
30 1996
29 2008
2006
1997
1989
Fewest, season
3 1955
4 1950
6 1969
1952
1951
Game
6 vs. Atlanta (9/29/96)
at New Orleans (10/16/83)
5 vs. Tampa Bay (10/30/05)
vs. Chicago (9/7/03)
vs. Denver (9/23/73)
4 (21 times) Last: at Denver (12/31/06) and at Detroit (11/12/06)

FIELD GOALS ATTEMPTED

Most, season
38 1988
37 2003
36 2002
1997
1990
1989
1971
35 2006
1986
1984
1960
34 1996
Fewest, season
8 1950
12 1955
1952
15 1957
Most, game
8 vs. Atlanta (10/18/92)
7 at Detroit (12/19/93)
vs. Chicago (12/23/91)
vs. L.A. Rams (12/27/87)
at Atlanta (10/29/72)
at Detroit (10/1/61)

FIRST DOWNS

TOTAL FIRST DOWNS

Most, season
381 1998
372 1993
362 1994
Fewest, season
182 1959
183 1963
191 2005
Most, game
36 vs. Indianapolis (10/18/98)
33 vs. Houston (11/8/87)
32 vs. L.A. Rams (11/20/94)
Fewest, game
3 vs. Baltimore (11/22/59)
5 at Baltimore (10/13/63)
6 vs. Baltimore (10/21/07)
at Seattle (11/18/07)
vs. Green Bay (12/10/60)

RUSHING

Most, season
141 2002
1988
138 1984
137 1985
135 1992
Fewest, season
65 2007
70 2005
76 1959
83 2004
84 1969
86 1975
1970
*49 1982 (9 games)
Most, game
21 vs. Detroit (12/14/98)
20 at Minnesota (10/15/61)
19 vs. Green Bay (12/9/51)

Fewest, game

0 at Minnesota (12/14/69)
at Baltimore (10/13/63)
1 vs. Baltimore (10/21/07)
vs. St. Louis (11/25/07)
at Arizona (10/2/05)
at Philadelphia (9/18/05)
vs. St. Louis (9/11/05)
at Seattle (9/26/04)
at Baltimore (11/22/59)
at N.Y. Giants (11/9/52)

PASSING

Most, season

231 1995
223 1998
213 1986

Fewest, season

76 1959
81 1977
83 1951
87 1963

Most, game

24 at Cincinnati (12/5/99)
at Atlanta (10/14/90)
23 vs. Chicago (12/17/00)
at Atlanta (10/6/85)
22 vs. Arizona (10/10/04)
vs. Indianapolis (10/18/98)
vs. New Orleans (11/13/83)
vs. San Diego (12/11/82)

Fewest, game

1 vs. Tampa Bay (10/30/05)
at Chicago (11/13/05)
vs. Minnesota (11/29/76)
at Green Bay (Milw.) (11/24/63)
at Detroit (10/6/63)
vs. L.A. Rams (10/7/56)
2 vs. NY Giants (11/6/05)
at St. Louis (12/5/04)
vs. Green Bay (12/10/60)

BY PENALTY

Most, season

34 1978
30 1994
29 1998

Fewest, season

9 1963
10 1961
11 1951
1950

Most, game

8 at New Orleans (10/11/98)
6 at New Orleans (10/25/87)
vs. Atlanta (10/22/78)
vs. Atlanta (12/6/70)

NET YARDS

(Rushing and Passing) YARDS

Most, season

6,800 1998
6,435 1993
6,366 1984

Fewest, season

3,260 1960
3,281 1963
3,388 1959
3,587 2005
3,594 1977
3,651 1955
3,658 1957
3,797 2007
3,813 1956
3,830 1950
*3,242 1982 (9 games)

Most, game

598 vs. Buffalo (9/13/92)
597 vs. Baltimore (12/13/53)
590 vs. Atlanta (10/18/92)

Fewest, game

61 at Detroit (10/6/63)
81 vs. Green Bay (12/10/60)
88 vs. L.A. Rams (11/21/76)

RUSHING

ATTEMPTS

Most, season

585 1978
576 1976
564 1977

Fewest, season

357 2007
359 1958
377 1957
383 1964
391 1969
397 2008
406 1963
407 1959
*219 1982 (9 games)

Most, game

59 at Minnesota (12/4/77)
56 vs. Detroit (10/25/63)
at Green Bay (Milw.) (10/10/54)
vs. Baltimore (10/29/50)
54 vs. Detroit (10/20/91)
vs. Minnesota (11/29/76)
at St. Louis (10/31/76)

Fewest, game

12 vs. Arizona (12/24/06)
vs. Chicago (10/13/85)
13 at Carolina (9/22/96)
vs. Carolina (12/8/96)
at Dallas (10/12/80)
14 vs. San Diego (10/15/06)
at Arizona MC (10/2/05)
at Phoenix (11/1/92)
at Minnesota (12/14/69)

YARDS

Most, season

2,544 1998
2,523 1988
2,498 1954

Fewest, season

1,268 2007
1,332 1964
1,449 2004
1,454 1963
1,477 2007
1,479 1995
*740 1982 (9 games)

Most, game
328 vs. Detroit (12/14/98)
324 at Minnesota (10/15/61)
317 vs. Minnesota (11/29/76)
Fewest, game
5 vs. Houston (12/7/75)
12 at Minnesota (12/14/69)
22 at Green Bay (11/5/72)
26 at Dallas (11/18/08)
29 at Miami (11/16/80)
31 at New England (10/20/75)
32 vs. St. Louis (11/18/07)

AVERAGE

Highest, season
5.7 1954 (442 attempts)
5.2 1998 (491 attempts)
5.0 2006 (438 attempts)
1999 (419 attempts)
Lowest, season
3.4 1982 (219 attempts)
1970 (468 attempts)
3.5 2004 (413 attempts)
1981 (560 attempts)
1964 (383 attempts)
3.6 1995 (415 attempts)
1978 (585 attempts)
1972 (445 attempts)
1963 (406 attempts)
Highest, game
10.9 vs. Dallas Texans (10/26/52), 24–263
8.6 vs. N.Y. Jets (9/6/98), 24–207
8.1 vs. Atlanta (9/19/93), 33–268
Lowest, game
0.2 vs. Houston (12/7/75), 25–5
0.9 at Minnesota (12/14/69), 14–12
1.2 at Green Bay (11/5/72), 18–22
1.4 at N.Y. Giants (11/14/63), 21–30

TOUCHDOWNS

Most, season
28 1954
27 1961
26 1993
1953
Fewest, season
8 2007
1963
9 2005
1960
10 2008
2004
1980
1974
*6 1982 (9 games)
Most, game
5 vs. Atlanta (10/18/92)
vs. Tampa Bay (12/4/83)
at Minnesota (10/15/61)
4 (9 times) Last: vs. Detroit (12/14/98)

PASSING

ATTEMPTS

Most, season
644 1995
602 1979
597 1980
Fewest, season
264 1959
277 1977
281 1951
Most, game
63 vs. Philadelphia (11/25/02)
60 at Washington (12/17/86)
57 vs. Arizona (10/10/04)
at Atlanta (10/6/85)
Fewest, game
8 vs. New Orleans (11/27/77)
vs. Minnesota (11/29/76)
12 at Atlanta (11/6/77)
at Green Bay (9/12/76)
13 at Chicago (11/13/05)
at Minnesota (12/4/77)
at New York Jets (11/28/71)

COMPLETIONS

Most, season
432 1995
366 2000
363 1980
Fewest, season
132 1959
136 1977
151 1955
Most, game
38 vs. Arizona (10/10/04)
37 at Atlanta (10/6/85)
36 at Dallas (12/8/02)
vs. Philadelphia (11/25/02)
vs. Chicago (12/17/00)
34 at Carolina (11/18/01)
at Pittsburgh (9/13/87)
Fewest, game
1 at Chicago (11/13/05)
3 vs. Minnesota (11/29/76)
4 vs. Pittsburgh (9/19/77)

COMPLETION PERCENTAGE

Highest, season
70.3 1994 (359–511)
70.2 1989 (339–483)
67.6 1993 (354–524)
Lowest, season
43.7 1978 (190–435)
44.7 1963 (156–349)
47.1 1974 (170–361)
Highest, game (15+ attempts)
91.3 vs. Detroit (10/20/91), 21–23
85.0 at Atlanta (11/12/89), 17–20
vs. Washington (9/20/70), 17–20
vs. Atlanta (9/29/68), 17–20
84.4 vs. Atlanta (9/25/83), 27–32
84.2 at Atlanta (10/16/94), 16–19
83.9 vs. Baltimore (11/17/96), 26–31
Lowest, game (15+ attempts)
22.2 at Pittsburgh (9/19/77), 4–18
26.1 at Cleveland (12/1/74), 6–23
26.9 at Los Angeles Rams (10/8/78), 7–26
26.3 vs. Minnesota (9/30/62), 5–19

NET YAROS

Most, season
4,608 1995
4,302 1993
1989
4,256 1998
Fewest, season
1,508 1977
1,549 1959
1,550 1950

Most, game
475 at L.A. Rams (11/29/93)
442 at Atlanta (10/14/90)
439 vs. Buffalo (9/13/92)
at L.A. Rams (12/11/89)
Fewest, game
10 at Detroit (10/6/63)
11 vs. L.A. Rams (10/7/56)
14 vs. Minnesota (11/29/76)
18 vs. L.A. Rams (11/21/76)
19 at Pittsburgh (9/19/77)

AVERAGE GAIN PER ATTEMPT

Highest, season
9.49 1989
8.84 1961
8.55 1993
8.54 1994
Lowest, season
5.23 2007
5.30 1978
5.55 1960
5.63 2005

TIMES SACKED

Most, season
55 2008 (–345)
2007 (–365)
53 1998 (–254 yards)
52 2004 (–319 yards)
48 2005 (–292 yards)
Fewest, season
8 1970 (–67 yards)
11 1971 (–111 yards)
17 1979 (–119 yards)
Most, game
10 vs. N.Y. Giants (11/23/80)
at L.A. Rams (10/11/76)
vs. L.A. Rams (12/6/64)

SACK YARDS LOST

Most, season
423 1963
396 1952
371 1957
Fewest, season
67 1970
111 1971
114 2001
Most, game
95 vs. Dallas Texans (10/26/52)
73 at Detroit (10/6/63)

TOUCHDOWN PASSES

Most, season
44 1987
41 1998
37 1994
Fewest, season
8 2005
1956
9 1978
1977
1973
10 1954

INTERCEPTIONS

Most, season
36 1978
29 1958
28 1974
1955
Fewest, season
9 1992
10 2002
2000
1984
1970
1969
11 1997
1994
1989
* 1982 (9 games)
Most, game
7 at L.A. Rams (10/18/64)
6 at Detroit (11/4/73)
vs. Baltimore (12/5/59)
5 at Dallas (10/12/80)
vs. Pittsburgh (11/27/78)
at Cleveland (12/1/74)
vs. Pittsburgh (12/15/73)
vs. Minnesota (12/16/72)
vs. Detroit (10/29/67)
at Baltimore (11/30/58)
vs. L.A. Rams (9/25/55)

PUNTING

PUNTS

Most, season
107 2005
105 2007
97 1978
96 2004
93 1981
91 1976
Fewest, season
42 1993
1953
48 1962
1958
*45 1982 (9 games)
Most, game
11 vs. L.A. Rams (11/21/76)
at Chicago (10/17/54)
10 vs. Seattle (9/30/07)
vs. Houston (1/1/06)
vs. Atlanta (11/8/81)
vs. L.A. Rams (10/25/81)
at Atlanta (11/5/78)
at Atlanta (11/6/77)
vs. Atlanta (10/23/76)
Fewest, game
0 at Detroit (12/19/93)
vs. Atlanta (9/20/93)
vs. Buffalo (9/13/92)
vs. Detroit (10/20/91)
vs. N.Y. Giants (10/15/72)
vs. New Orleans (11/14/71)
vs. Detroit (11/6/60)
vs. Baltimore (12/13/53)

AVERAGE

Highest, season (40+ attempts)
47.8 2008, 66 punts
47.3 2007, 105 punts
45.8 1965, 54 punts
45.7 1959, 59 punts
45.6 1964, 79 punts
1962, 48 punts
Lowest, season (40+ attempts)
35.0 1977, 80 punts
36.2 1990, 70 punts
36.4 1954, 61 punts
36.5 1979, 72 punts
36.9 1978, 97 punts

Highest, game (4+ attempts)
57.2 at Pittsburgh (9/23/07), 5 punts
55.0 at Detroit (10/9/94), 4 punts
54.8 at St. Louis (12/21/08), 5 punts
54.5 vs. Chicago (11/19/61), 4 punts
54.3 vs. Seattle (9/30/07), 10 punts

PUNT RETURNS

RETURNS

Most, season
65 1976
63 1975
56 2007

Fewest, season
18 1963
22 1969
23 2001
24 1961
1960

Most, game
9 vs. New Orleans (10/17/76)
at Atlanta (10/29/72)
8 vs. Detroit (11/2/58)
at Detroit (10/16/55)
7 vs. St. Louis (11/18/07)
at New Orleans (10/8/89)
at New Orleans (11/25/84)

YARDS

Most, season
616 1975
612 1988
557 1976

Fewest, season
63 1969
99 1963
104 1999

Most, game
144 vs. Philadelphia (9/27/59)
141 vs. New Orleans (10/17/76)
133 at Houston (11/15/70)

Fewest, game
–7 at St. Louis (10/25/98)
–3 at Atlanta (11/15/98)
–2 at Jacksonville (9/12/99)

AVERAGE

Highest, season
14.1 2002
12.3 1950
11.8 1997

Lowest, season
2.9 1969
3.0 1955
3.3 1968
1957

TOUCHDOWNS

Most, season
2 1988
1980
1976
1952

KICKOFF RETURNS

RETURNS

Most, season
84 2004
81 2005
79 2006
77 1999
76 2008

Fewest, season
36 1952
* 1982 (9 games)
38 1976
1951
39 1958
1954

Most, game
10 vs. San Diego (10/15/06)
9 vs. Philadelphia (10/12/08)
at Washington (10/23/05)
at L.A. Rams (10/5/80)
vs. L.A. Rams (9/30/73)
at Detroit (11/14/54)
8 at New York Giants (10/21/07)
vs. Buffalo (12/20/04)
vs. Washington (12/18/04)
vs. Carolina (11/14/04)
at Cincinnati (12/14/03)
at New Orleans (10/20/02)
at Dallas (10/12/80)
at Chicago (12/12/65)
at N.Y. Giants (11/17/63)
at Detroit (9/23/62)
at Green Bay (Milw.) (10/23/60)

Fewest, game
0 (Several times) Last: at New Orleans (10/26/97)

YARDS

Most, season
1,907 2006
1,767 2008
1,739 1962
1,716 2004
1,702 2007
1,659 1963
1,579 1999

Fewest, season
715 1993
742 1987
757 1986

Most, game
256 at Detroit (11/14/54)
248 at Detroit (9/23/62)
243 at N.Y. Giants (11/17/63)

Fewest, game
0 (Several times) Last: at New Orleans (10/26/97)

AVERAGE

Highest, season
28.0 1962 (62 returns)
27.1 1960 (43 returns)
26.8 1963 (62 returns)
26.6 1961 (49 returns)

Lowest, season
17.7 1968 (60 returns)
17.8 1988 (55 returns)
1950 (45 returns)
17.9 1993 (40 returns)

TOUCHDOWNS

Most, season
3 1963
1 (Several times) Last: 2008

Most, game
2 vs. Minnesota (9/15/63)
1 (Several times) Last: at Arizona (11/10/08)

PENALTIES

Most, season
134 2000
133 1998
120 1999

Fewest, season
51 1963
57 1959
1958
1957
*44 1982 (9 games)

Most, game
22 at Buffalo (10/4/98)
16 at Atlanta (1/3/00)
15 vs. Carolina (12/8/96)
15 at Washington (11/17/86)

Fewest, game
0 at New Orleans (1/6/02)
vs. Philadelphia (11/29/92)
vs. New Orleans (11/11/88)
1 vs. Buffalo (12/2/01)
vs. Washington (12/26/99)
vs. Houston (12/25/93)
vs. New Orleans (11/15/92)
at Atlanta (11/9/92)
vs. L.A. Rams (12/27/87)
vs. Pittsburgh (11/27/78)
at Atlanta (9/22/74)
at L.A. Rams (11/18/73)
vs. Atlanta (10/19/69)
vs. Green Bay (12/14/63)
at Green Bay (9/24/61)

YARDS PENALIZED

Most, season
1,156 1998
1,135 2000
1,045 1999

Fewest, season
439 1963
489 1959
541 1955
*451 1982 (9 games)

Most, game
178 at Buffalo (10/4/98)
177 at L.A. Rams (9/18/94)
168 at St. Louis (10/24/71)

Fewest, game
0 at New Orleans (1/6/02)
vs. Philadelphia (11/29/92)
vs. New Orleans (12/11/88)

TURNOVERS

Most, season
63 1978 (27 fumbles, 36 interceptions)
46 1964 (24 fumbles, 22 interceptions)
1955 (18 fumbles, 28 interceptions)
1950 (21 fumbles, 25 interceptions)

Fewest, season
16 1960 (4 fumbles, 12 interceptions)
17 2002 (7 fumbles, 10 interceptions)
19 2001 (7 fumbles, 12 interceptions)
2000 (9 fumbles, 10 interceptions)

Most, game
10 at Dallas (10/12/80) (5 fumbles, 5 interceptions)
9 at Cleveland (11/12/50) (6 fumbles, 3 interceptions)

DEFENSE

SCORING

POINTS ALLOWED

Most, season
453 1999
452 2004
428 2005

Fewest, season
190 1976
205 1960
1951
216 1971
*206 1982 (9 games)

Most, game
61 at Chicago (12/12/65)
59 at Dallas (10/12/80)
56 at L.A. Rams (11/9/58)

Fewest, game
0 (Several times) Last: at New Orleans (1/6/02)
2 at New Orleans (10/1/72)
3 (Several times) Last: vs. Minnesota (11/5/06)

Most, first half
41 at Chicago (10/29/06)
38 at Dallas (10/12/80)
35 vs. San Diego (10/15/06)
at Washington (10/23/05)
at L.A. Rams (11/9/58)
34 at L.A. Rams (10/5/80)

Most, second half
36 at New Orleans (11/23/69)
35 at Jacksonville (9/12/99)
vs. Detroit (11/3/63)
34 vs. Carolina (11/14/04)
at Chicago (12/12/65)

Most, first quarter
24 at Chicago (10/29/06)
21 at Arizona (9/10/06)
at St. Louis (10/10/99)
at L.A. Rams (11/9/58)
at Chicago (10/18/53)
20 at Detroit (11/14/54)

Most, second quarter
28 at Minnesota (9/29/63)
27 at N.Y. Giants (10/14/79)
24 vs. Carolina (10/10/99)
at Dallas (10/12/88)

Most, third quarter
24 vs. St. Louis (10/6/74)
21 (Several times) Last: at Tennessee (11/27/05)

Most, fourth quarter
28 at St. Louis (12/30/02)
23 vs. Philadelphia (10/12/08)
22 at New Orleans (10/20/02)
21 (Several times) Last: at Atlanta (11/15/98)

TOUCHDOWNS ALLOWED

Most, season
54 2004
1979
53 1999
52 1980
1965
Fewest, season
23 1971
24 1984
1951
* 1982 (9 games)
25 1996
1991
1976
1960
Most, game
9 at Chicago (12/12/65)
8 at Dallas (10/12/80)
at L.A. Rams (11/9/58)
Fewest, game
0 (Several times) Last: at Buffalo (11/30/08)

POINTS AFTER TOUCHDOWN ALLOWED (KICKING)

Most, season
51 2004
50 1999
1980
1963
48 1965
Fewest, season
17 1995
20 1976
21 1996
1971
Most, game
8 at Dallas (10/12/80)
at L.A. Rams (11/9/58)
7 at Washington (10/23/05)
at Chicago (12/12/65)
Fewest, game
0 (Several times) Last: vs. Baltimore (10/7/07)

POINTS AFTER TOUCHDOWN ALLOWED (2-POINTS)

Most, season
7 1994
4 2001
1996
2 2005
2000
1995

POINTS AFTER TOUCHDOWN ATTEMPTED (2-POINTS)

12 1994
8 1995
6 2001

FIELD GOALS ALLOWED

Most, season
35 2008
31 2007
31 1973
30 2006
29 2005
27 1999
1995
1993
1985
Fewest, season
5 1959
6 1976
7 1950
9 1954
1953
Most, game
6 at Arizona MC (10/2/05)
5 at Atlanta (9/3/00)
at Green Bay (10/14/96)
at New Orleans (10/25/87)
at Baltimore (9/25/66)

FIELD GOAL ATTEMPTS

Most, season
45 1973
38 1978
36 2005
1969
Fewest, season
11 1954
12 1959
16 1953
Most, game
7 vs. New Orleans (10/25/87)
6 at Arizona MC (10/2/05)
at Arizona (10/26/03)
vs. Carolina (11/8/98)
vs. Atlanta (10/7/73)
vs. Kansas City (12/6/71)

FIRST DOWNS

TOTAL ALLOWED

Most, season
347 2000
341 1980
335 2005
Fewest, season
167 1952
188 1951
198 1960
*170 1982 (9 games)
Most, game
32 at St. Louis (9/17/00)
31 at Seattle (12/11/05)
vs. Oakland (10/8/00)
vs. Dallas (11/10/63)
at Minnesota (10/15/61)
vs. Baltimore (12/13/53)
30 vs. San Diego (10/15/06)
at Philadelphia (9/18/05)
at Indianapolis (11/25/01)
at N.Y. Jets (9/21/80)
at Washington (11/12/67)
Fewest, game
2 vs. New Orleans (10/21/73)
4 at Detroit (10/12/52)
5 at Baltimore (10/13/63)

RUSHING ALLOWED

Most, season
137 1980
136 1979
132 1955
Fewest, season
57 1995
67 1997
74 1954
Most, game
19 at Green Bay (10/11/59)
18 at Baltimore (11/22/59)
at Chicago (10/14/56)
17 vs. Green Bay (12/13/59)
Fewest, game
0 vs. St. Louis (11/2/03)
vs. Atlanta (9/10/95)
at New Orleans (9/3/95)
vs. Atlanta (12/4/94)
vs. L.A. Rams (12/6/64)
at Baltimore (10/13/63)
1 (Several times) Last: vs. Tampa Bay (10/30/05)

PASSING ALLOWED

Most, season
205 2005
194 2000
192 1999
1995

Fewest, season
76 1952
81 1950
84 1951

Most, game
25 at N.Y. Jets (9/21/80)
23 vs. Dallas (11/10/63)

Fewest, game
0 vs. New Orleans (10/21/73)
vs. L.A. Rams (10/10/71)
1 at Green Bay (Milw.) (11/24/63)
at Detroit (10/6/63)
vs. L.A. Rams (10/7/56)

BY PENALTY

Most, season
43 2000
37 1978
32 1999

Fewest, season
9 1960
1956
10 1952
11 1954
* 1982 (9 games)

Most, game
8 vs. Oakland (10/8/00)
7 at Buffalo (10/4/98)
6 at Denver (12/23/00)
at Atlanta (1/3/00)
at Minnesota (10/24/99)
vs. Detroit (10/23/77)
at Washington (11/12/67)

NET YARDS

YARDS ALLOWED

Most, season
6,259 2005 (1,823 rushing, 4,427 passing)
5,969 1980 (2,218 rushing, 3,751 passing)
5,709 2000 (1,794 rushing, 3,915 passing)

Fewest, season
3,204 1952 (1,566 rushing, 1,638 passing)
3,405 1960 (1,587 rushing, 1,818 passing)
3,425 1953 (1,548 rushing, 1,877 passing)
*3,035 1982 (1,199 rushing, 1,836 passing) (9 games)

Most, game
584 at Chicago (12/12/65) (183 rushing, 401 passing)
583 at Philadelphia (9/18/05) (140 rushing, 443 passing)
577 vs. L.A. Rams (11/9/58) (324 rushing, 253 passing)

Fewest, game
44 vs. Atlanta (10/23/76) (83 rushing, –39 passing)
61 at Detroit (10/6/63) (71 rushing, –10 passing)
65 at Detroit (10/12/52) (40 rushing, 25 passing)

RUSHING

ATTEMPTS ALLOWED

Most, season
649 1978
556 1980
551 1977

Fewest, season
348 1995
1954
350 1959
351 1992
*303 1982 (9 games)

Most, game
62 vs. Chicago (9/24/50)
60 at Baltimore (11/22/59)
59 at Dallas (10/12/80)

Fewest, game
8 vs. St. Louis (11/2/03)
vs. Detroit (10/20/91)
11 vs. Buffalo (12/2/01)
vs. Atlanta (9/10/95)
at N.Y. Jets (9/21/80)
12 vs. Atlanta (12/12/99)
vs. Atlanta (12/4/94)
at Seattle (9/25/88)
at Philadelphia (10/15/67)

YARDS ALLOWED

Most, season
2,365 1978
2,241 1962
2,218 1980

Fewest, season
1,061 1995
1,258 1990
1,338 1994
*1,199 1982

Most, game
324 at L.A. Rams (11/9/58)

Fewest, game
7 at New Orleans (10/1/72)
9 vs. St. Louis (11/2/03)
13 vs. N.Y. Giants (12/1/86)

AVERAGE ALLOWED

Highest, season
5.4 1958 (380–2,038)
4.8 1962 (464–2,241)
4.6 1956 (481–2,192)

Lowest, season
3.0 1995 (348–1,061)
3.4 1977 (551–1,869)
1970 (525–1,799)
3.5 1997 (386–1,366)
1975 (519–1,814)
1964 (442–1,560)

Highest, game
8.5 at Denver (10/25/70), 33–280
8.4 vs. Philadelphia (9/24/06), 18–150
8.3 vs. Philadelphia (9/24/06)
at L.A. Rams (11/9/58), 39–324

Fewest, game
0.4 at New Orleans (10/1/72), 16–7
0.7 vs. New York Giants (12/1/86), 13–19
0.9 at Minnesota (12/14/69), 14–12
1.1 vs. St. Louis (11/2/03), 8–9

TOUCHDOWNS ALLOWED

Most, season
27 1955
26 1965
25 1956

Fewest, season
4 1996
1971
5 1997
1995
1992
6 1993

Most, game
6 at Chicago (12/12/65)
5 vs. Detroit (10/29/67)
4 (Several times) Last: vs. San Diego (10/15/06)

PASSING

ATTEMPTS ALLOWED

Most, season
621 1985
611 1995
604 1986
Fewest, season
270 1977
279 1956
280 1959
Most, game
61 at Green Bay (10/14/96)
60 at N.Y. Jets (9/21/80)
58 vs. N.Y. Jets (9/6/98)
at Miami (9/28/86)
at Washington (12/1/85)
Fewest, game
4 vs. New Orleans (10/15/78)
6 at N.Y. Giants (10/16/77)
7 at New Orleans (11/13/77)
8 vs. New Orleans (11/27/77)
vs. L.A. Rams (11/21/76)
9 at Chicago (10/16/60)

COMPLETIONS ALLOWED

Most, season
374 2005
346 1985
345 2007
Fewest, season
135 1959
139 1977
140 1960
Most, game
42 at N.Y. Jets (11/21/80)
35 at Arizona (11/25/07)
at L.A. Rams (10/27/85)
at Miami (9/28/86)
Fewest, game
2 vs. New Orleans (10/15/78), 4 attempts
at N.Y. Giants (10/16/77), 6 attempts
vs. L.A. Rams (10/10/71), 12 attempts
3 vs. New Orleans (11/13/77), 7 attempts
vs. L.A. Rams (11/21/76), 8 attempts
vs. Detroit (11/2/69), 14 attempts

OPPONENTS' COMPLETION PCT.

Highest, season
66.1 1980
64.9 2005
63.9 2006
Lowest, season
44.2 1952
44.6 1971
44.7 1951
Highest, game (15+ attempts)
88.9 vs. L.A. Rams (11/7/54), 16–18
87.0 at St. Louis (10/10/99), 20–23
84.6 at Philadelphia (9/18/05), 33–39
Lowest, game (10+ attempts)
16.7 vs. L.A. Rams (10/20/71), 2–12
19.0 at Chicago (11/19/50), 4–21
21.4 vs. Detroit (11/2/69), 3–14

NET YARDS ALLOWED

Most, season
4,427 2005
4,068 1999
3,915 2000
Fewest, season
1,588 1977
1,638 1952
1,776 1976
Most, game
456 at Arizona (11/25/07)
454 vs. Washington (12/26/99)
444 vs. San Diego (12/11/82)
443 at Philadelphia (9/18/05)
Fewest, game
–39 vs. Atlanta (10/23/76)
–18 vs. L.A. Rams (10/10/71)
–15 vs. New Orleans (10/21/73)
0 vs. New Orleans (10/17/76)
1 vs. Detroit (11/2/69)

AVERAGE GAIN PER ATTEMPT

Highest, season
8.43 1962
8.24 1999
8.06 1954
8.02 2005
Lowest, season
5.27 1953
5.64 1952
5.85 1995
Highest, game
18.2 at Atlanta (10/28/73)
17.3 at L.A. Rams (10/20/74)
16.7 vs. Chicago (11/19/61)

TD PASSES ALLOWED

Most, season
36 1999
29 1980
28 2005
Fewest, season
10 1955
11 1985
1960
13 1987
1976
1957
1956
Most, game
5 at Philadelphia (9/18/05)
at St. Louis (10/10/99)
vs. L.A. Rams (10/23/83)
vs. San Diego (12/11/82)
at N.Y. Giants (11/17/63)
at L.A. Rams (11/9/58)
4 (Several times) Last: vs. NO (10/28/07)

INTERCEPTIONS

INTERCEPTIONS

Most, season
39 1986
33 1951
27 1981
Fewest, season
8 1977
9 2004
1976
11 1975
*9 1982 (9 games)

Most, game
7 at Tampa Bay (9/7/86)
6 vs. New Orleans (9/14/97)
vs. New England (11/30/80)
at Chicago (10/17/54)
vs. L.A. Rams (10/28/51)
5 (Several times) Last: vs. NO (9/16/84)

INTERCEPTION RETURN YARDS

Most, season
578 1986
508 1994
498 1951
448 1981

Fewest, season
57 2007
88 1988
93 1976
97 1965

Most, game
171 vs. St. Louis (11/26/95)
163 at Green Bay 10/26/86)
137 vs. L.A. Rams (10/28/51)
115 at San Diego (12/3/00)
at Atlanta (10/16/94)

TOUCHDOWNS

Most, season
5 1995, 1986, 1983
4 1994, 1981
3 2005, 1993, 1972, 1968, 1966

SACKS

SACKS

Most, season
61 1976
60 1985
57 1983

Most, game
10 vs. N.Y. Giants (11/23/80)
at L.A. Rams (10/11/76)
vs. L.A. Rams (12/6/64)
9 at N.Y. Jets (10/29/89)
at L.A. Raiders (9/22/85)
at New Orleans (11/13/83)
8 (Several times) Last: at St. Louis (10/25/98)

SACK YARDAGE

Most, season
573 1976
457 1985
448 1986
1983

Most, game
97 at L.A. Rams (10/11/71)

PUNTING

PUNTS ALLOWED

Most, season
108 1976
92 1985
91 1986

Fewest, season
42 1956
47 1957
49 1958

Most, game
12 vs. Detroit (10/23/77)
vs. L.A. Rams (11/21/76)
11 vs. Kansas City (11/17/85)
vs. Atlanta (10/23/76)
vs. New Orleans (10/21/73)
10 vs. Cincinnati (10/20/96)
at Washington (11/17/86)
vs. New Orleans (10/17/76)
at Atlanta (10/29/72)

Fewest, game
0 at New Orleans (10/20/02)
vs. Buffalo (9/13/92)

YARDS ALLOWED

Most, season
4,327 1976
3,765 1986
3,695 1996

Fewest, season
1,709 1956
1,895 1957
1,995 1958

Most, game
461 at Atlanta (10/29/72)
456 vs. New Orleans (10/21/73)
441 vs. Atlanta (10/23/76)
435 vs. Detroit (10/23/77)

Fewest, game
0 at New Orleans (10/20/02)
vs. Buffalo (9/13/92)
23 at Baltimore (10/1/67)
35 vs. New England (10/22/89)

AVERAGE ALLOWED

Highest, season
45.7 1964
44.6 1962
43.9 1993
1961

Lowest, season
37.5 1977
38.1 1979
38.2 1980

Highest, game (4+ attempts)
66.6 at Atlanta (10/14/90), 5–333
58.5 at Miami (9/28/86), 4–234
53.4 at Chicago (10/30/60), 5–267
vs. Seattle (10/26/08), 5–267

Lowest, game (4+ attempts)
23.6 at N.Y. Giants (10/5/87), 5–118
24.9 at New Orleans (9/15/74), 4–99
25.5 at Dallas (12/30/01), 4–102

PUNT RETURNS

RETURNS ALLOWED

Most, season
62 2005
57 1981
53 2007

Fewest, season
15 1993
19 1971
1951
20 1972
* 1982 (9 games)

Most, game
9 at Detroit (10/6/63)
vs. Atlanta (10/9/77)
8 vs. L.A. Rams (10/25/81)
vs. Atlanta (10/23/76)

Fewest, game
0 (Several times) Last: at Arizona (9/10/06)

YARDS ALLOWED

Most, season
664 1981
587 1963
540 1964

Fewest, season
44 1971
70 1972
109 1953

Most, game
231 at Detroit (10/6/63)
166 vs. L.A. Rams (10/25/81)
135 at Cleveland (12/30/07)

AVERAGE RETURN ALLOWED

Highest, season
13.2 2006
13.0 1952
12.4 1965

Lowest, season
2.3 1971
3.5 1972
1956
3.7 1958

TOUCHDOWNS ALLOWED

Most, season
2 2002
1999
1964
1963
1961

Most, game
1 (Several times) Last: at Cleveland (12/30/07)

KICKOFF RETURNS

RETURNS ALLOWED

Most, season
89 1994
82 1997
1995
78 1984
1983

Fewest, season
37 1964
1963
1955
38 1960
40 1959
1982

Most, game
10 vs. Atlanta (9/29/96)
9 vs. Chicago (9/7/03)
at San Diego (12/3/00)
vs. Atlanta (12/4/94)
vs. Chicago (12/23/91)
at New Orleans (10/16/83)
at New Orleans (10/1/72)
8 (Several times) Last: vs. Arizona (12/7/03)

Fewest, game
0 (Several times) Last: vs. Ind. (10/9/05)

YARDS ALLOWED

Most, season
1,912 1994
1,857 1995
1,746 1997

Fewest, season
739 1958
769 1960
816 1963

Most, game
260 at Dallas (11/11/65)
233 vs. New Orleans (9/21/86)
208 at Chicago (11/14/72)

Fewest, game
0 (Several times) Last: vs. Indianapolis (10/9/95)

AVERAGE ALLOWED

Highest, season
27.6 1969
26.5 1965
24.7 1950

Lowest, season
17.6 1958
18.4 1996
18.7 1988

TOUCHDOWNS ALLOWED

Most, season/game
1 (Several times) Last: at Pittsburgh (9/23/07)

TAKEAWAYS

Most, season
49 1986 (10 FRs, 39 INTs)
48 1981 (21 FRs, 27 INTs)
45 1978 (27 FRs, 18 INTs)
43 1950 (21 FRs, 22 INTs)
42 1970 (20 FRs, 22 INTs)
1983 (18 FRs, 24 INTs)
1951 (9 FRs, 33 INTs)

Fewest, season
18 2008 (6 FRs, 12 INTs)
1977 (10 FRs, 8 INTs)
19 1982 (10 FRs, 9 INTs)
20 1999 (7 FRs, 13 INTs)

Most, game
9 at Oakland (12–20–70) (4 FRs, 5 INTs)
8 New Orleans (9–14–97) (2 FRs, 6 INTs)
Cincinnati (10–1–78) (3 FRs, 5 INTs)
7 at New Orleans (10–1–72) (3 FRs, 4 INTs)
at Tampa Bay (9–7–86) (0 FRs, 7 INTs)

PENALTIES

OPPONENTS PENALTIES

Most, season
154 1978
120 2005
119 1979

Fewest, season
43 1956
44 1959
51 1958
1954

Most, game
17 at Atlanta (11/5/78)
15 at Cleveland (11/15/53)
at L.A. Rams (10/8/78)

Fewest, game
0 at Baltimore (10/26/69)
at Detroit (12/13/64)
at Green Bay (12/14/63)
at Detroit (10/6/63)
at Cleveland (11/29/59)

OPPONENTS YARDS PENALIZED

Most, season
1,300 1978
965 1970
961 2005

Fewest, season
321 1956
412 1959
426 1954

Most, game
165 at Minnesota (10/13/66)
136 at L.A. Rams (10/8/78)
133 vs. Cincinnati (10/1/78)
132 vs. Washington (11/7/76)

Fewest, game
0 at Baltimore (10/26/69)
at Detroit (12/13/64)
at Green Bay (12/14/63)
at Detroit (10/6/63)
at Cleveland (11/29/59)

49ERS PLAYOFF HISTORY

Date	Game	Winner	Loser	Score	Site
1949 Season					
Dec. 4, 1949	First Round	49ers	N.Y. Yanks	17–7	Kezar Stadium
Dec. 11, 1949	AAFC Championship	Cleveland	49ers	21–7	Kezar Stadium
1957 Season					
Dec. 22, 1957	Playoff Game	Detroit	49ers	31–27	Kezar Stadium
1970 Season					
Dec. 27, 1970	NFC Divisional	49ers	Minnesota	17–14	Metropolitan Stadium
Jan. 3, 1971	NFC Championship	Dallas	49ers	17–10	Kezar Stadium
1971 Season					
Dec. 26, 1971	NFC Divisional	49ers	Washington	24–20	Candlestick Park
Jan. 2, 1972	NFC Championship	Dallas	49ers	14–3	Texas Stadium
1972 Season					
Dec. 23, 1972	NFC Divisional	Dallas	49ers	30–28	Candlestick Park
1981 Season					
Jan. 3, 1982	NFC Divisional	49ers	N.Y. Giants	38–24	Candlestick Park
Jan. 10, 1982	NFC Championship	49ers	Dallas	28–27	Candlestick Park
Jan. 24, 1982	Super Bowl XVI	49ers	Cincinnati	26–21	Pontiac Silverdome
1983 Season					
Dec. 31, 1983	NFC Divisional	49ers	Detroit	24–23	Candlestick Park
Jan. 8, 1984	NFC Championship	Washington	49ers	24–21	RFK Stadium
1984 Season					
Dec. 29, 1984	NFC Divisional	49ers	N.Y. Giants	21–10	Candlestick Park
Jan. 6, 1985	NFC Championship	49ers	Chicago	23–0	Candlestick Park
Jan. 20, 1985	Super Bowl XIX	49ers	Miami	38–16	Stanford Stadium
1985 Season					
Dec. 28, 1985	NFC Wild Card	N.Y. Giants	49ers	17–3	Giants Stadium
1986 Season					
Jan. 4, 1987	NFC Divisional	N.Y. Giants	49ers	49–3	Giants Stadium
1987 Season					
Jan. 9, 1988	NFC Divisional	Minnesota	49ers	36–24	Candlestick Park
1988 Season					
Jan. 1, 1989	NFC Divisional	49ers	Minnesota	34–9	Candlestick Park
Jan. 8, 1989	NFC Championship	49ers	Chicago	28–3	Soldier Field
Jan. 22, 1989	Super Bowl XXIII	49ers	Cincinnati	20–16	Joe Robbie Stadium
1989 Season					
Jan. 6, 1990	NFC Divisional	49ers	Minnesota	41–13	Candlestick Park
Jan. 14, 1990	NFC Championship	49ers	L.A. Rams	30–3	Candlestick Park
Jan. 28, 1990	Super Bowl XXIV	49ers	Denver	55–10	LA Superdome
1990 Season					
Jan. 12, 1991	NFC Divisional	49ers	Washington	28–10	Candlestick Park
Jan. 20, 1991	NFC Championship	N.Y. Giants	49ers	15–13	Candlestick Park
1992 Season					
Jan. 9, 1993	NFC Divisional	49ers	Washington	20–13	Candlestick Park
Jan. 17, 1993	NFC Championship	Dallas	49ers	30–20	Candlestick Park
1993 Season					
Jan. 15, 1994	NFC Divisional	49ers	N.Y. Giants	44–3	Candlestick Park
Jan. 23, 1994	NFC Championship	Dallas	49ers	38–21	Texas Stadium
1994 Season					
Jan. 7, 1995	NFC Divisional	49ers	Chicago	44–15	Candlestick Park
Jan. 15, 1995	NFC Championship	49ers	Dallas	38–28	Candlestick Park
Jan. 29, 1995	Super Bowl XXIX	49ers	San Diego	49–26	Joe Robbie Stadium
1995 Season					
Jan. 6, 1996	NFC Divisional	Green Bay	49ers	27–17	3Com Park

(continued)

Date	Game	Winner	Loser	Score	Site
1996 Season					
Dec. 29, 1996	NFC Wild Card	49ers	Philadelphia	14–0	3Com Park
Jan. 4, 1997	NFC Divisional	Green Bay	49ers	35–14	Lambeau Field
1997 Season					
Jan. 3, 1998	NFC Divisional	49ers	Minnesota	38–21	3Com Park
Jan. 11, 1998	NFC Championship	Green Bay	49ers	23–10	3Com Park
1998 Season					
Jan. 3, 1999	NFC Wild Card	49ers	Green Bay	30–27	3Com Park
Jan. 9, 1999	NFC Divisional	Atlanta	49ers	20–18	Georgia Dome
2001 Season					
Jan. 13, 2001	NFC Wild Card	Green Bay	49ers	25–15	Lambeau Field
2002 Season					
Jan. 5, 2003	NFC Wild Card	49ers	N.Y. Giants	39–38	3Com Park
Jan. 12, 2003	NFC Divisional	Tampa Bay	49ers	31–6	Raymond James Stadium

Playoff Record: 26–18

Super Bowl Championships: (5) 1981, 1984, 1988, 1989, 1994

Playoff Record at Home: 19–9

Playoff Record Away: 2–9

Neutral Site: 5–0

49ers vs.:									
	Chicago	3–0	1.000	Philadelphia	1–0	1.000	Dallas	2–5	.400
	Cincinnati	2–0	1.000	San Diego	1–0	1.000	Green Bay	1–4	.200
	Denver	1–0	1.000	Minnesota	4–1	.800	Cleveland	0–1	.000
	L.A. Rams	1–0	1.000	Washington	3–1	.750	Atlanta	0–1	.000
	Miami	1–0	1.000	N.Y. Giants	4–3	.571	Tampa Bay	0–1	.000
	N.Y. Yanks	1–0	1.000	Detroit	1–1	.500			

THE 49ERS PLAYOFF RECORD WHEN...

17–1	Winning takeaway–giveaway battle
3–16	Losing takeaway–giveaway battle
3–0	Tying takeaway–giveaway battle
6–0	Committing no turnovers
20–3	Leading at halftime
4–11	Trailing at halftime
1–3	Tied at halftime
23–3	Leading after three quarters
2–14	Trailing after three quarters
15–4	Scoring first
23–7	Scoring 20–or–more points
16–2	Holding opponents under 17 points
8–3	Passing for 300 yards–or–more
14–9	Passing for 250 yards–or–less
22–4	Rushing for 100 yards–or–more
8–0	Rushing for 150 yards–or–more
2–12	Rushing for less than 100 yards
19–2	Rushing 30 times–or–more
8–1	Opponents pass for 300 yards–or–more
13–10	Opponents pass for 250 yards–or–less
7–16	Opponents rush for 100 yards–or–more
17–1	Opponents rush for less than 100 yards
5–14	Opponents rush 30 times–or–more
22–12	Playing on grass
3–5	Playing on turf
19–9	Playing at home
2–9	Playing on the road
9–5	Decided by touchdown–or–less

49ERS TEAM NFL POSTSEASON RECORDS

SCORING

Points
55 vs. Denver (1–28–90), Super Bowl XXIV
49 vs. San Diego (1–29–95), Super Bowl XXIX
44 vs. Chicago (1–7–95)
vs. N.Y. Giants (1–15–94)

Points, Opponents
49 at N.Y. Giants (1–4–87)
38 vs. N.Y. Giants (1–5–03)
at Dallas (1–23–94)
36 vs. Minnesota (1–9–88)

Points, Combined
77 vs. N.Y. Giants (1–5–03)
75 vs. San Diego (1–29–95), Super Bowl XXIX
66 vs. Dallas (1–15–95)

Touchdowns
8 vs. Denver (1–28–90), Super Bowl XXIV
7 vs. San Diego (1–29–95), Super Bowl XXIX
6 vs. Chicago (1–7–95)
vs. N.Y. Giants (1–15–94)

Touchdowns, Opponents
7 at N.Y. Giants (1–4–87)
6 at Dallas (1–23–94)
5 vs. N.Y. Giants (1–5–03)
at Green Bay (1–4–97)

FIRST DOWNS

First Downs
31 vs. Miami (1–20–85), Super Bowl XIX
30 vs. Minnesota (1–3–98)
29 vs. L.A. Rams (1–14–90)

First Downs, Opponents
29 vs. Dallas (1–15–95)
26 vs. N.Y. Giants (1–5–03)
25 vs. Washington (1–12–91)
vs. Minnesota (1–6–90)

First Downs Rushing
16 vs. Miami (1–20–85), Super Bowl XIX
15 vs. Minnesota (1–3–98)
14 vs. Denver (1–28–90), Super Bowl XXIV

First Downs Rushing, Opponents
16 vs. Dallas (1–3–71)
12 vs. N.Y. Giants (1–4–87)
11 vs. Washington (1–8–84)

Fewest First Downs Rushing
1 at Tampa Bay (1–12–03)
vs. Green Bay (1–11–98)
vs. N.Y. Giants (1–20–91)
2 (Several times) Last: vs. N.Y. Giants (1–4–87)
3 vs. Washington (1–12–91)
vs. Washington (1–8–84)

Fewest First Downs Rushing, Opponents
0 vs. L.A. Rams (1–14–90)
2 vs. Minnesota (1–3–98)
vs. Miami (1–20–85)
3 vs. Philadelphia (12–29–96)
vs. N.Y. Giants (1–15–94)
vs. N.Y. Giants (1–3–82)

First Downs Passing
17 vs. San Diego (1–29–95)
vs. Dallas (1–20–82)
16 (Several times) Last: vs. N.Y. Giants (1–5–03)
15 vs. Dallas (1–23–94)
vs. Miami (1–20–85), Super Bowl XVI

First Downs Passing, Opponents
18 vs. Dallas (1–15–95)
vs. Washington (1–12–91)
17 vs. Minnesota (1–6–90)
vs. Miami (1–20–85), Super Bowl XIX

Fewest First Downs Passing
6 vs. Dallas (12–23–92)
vs. N.Y. Giants (1–4–87)
7 vs. Dallas (1–2–72)
8 at Green Bay (1–4–97)
vs. Minnesota (12–27–70)

Fewest First Downs Passing, Opponents
3 vs. Chicago (1–6–85)
5 at Green Bay (1–4–97)
vs. Washington (12–26–71)
vs. Dallas (1–3–71)
6 (Several times) Last: vs. N.Y. Giants (1–15–93)

First Downs By Penalty
4 vs. Minnesota (1–3–98)
vs. Dallas (1–23–94)
3 vs. Green Bay (1–11–98)
vs. Chicago (1–7–95)
vs. N.Y. Giants (12–28–85)
vs. Dallas (1–10–82)
vs. N.Y. Giants (1–3–82)

First Downs By Penalty, Opponents
4 vs. N.Y. Giants (1–20–91)
vs. Cincinnati (1–24–82), Super Bowl XVI
3 (Several times) Last: at Tampa Bay (1–12–03)

TOTAL OFFENSE

Total Plays
86 vs. Green Bay (1–6–96)
77 vs. Denver (1–28–90), Super Bowl XXIV
vs. L.A. Rams (1–14–90)
76 vs. Miami (1–20–85), Super Bowl XIX

Total Plays, Opponents
81 vs. Dallas (1–15–95)
79 vs. Minnesota (1–6–90)
77 vs. Dallas (12–23–72)

Fewest Total Plays
41 vs. N.Y. Giants (1–20–91)
47 vs. Dallas (1–2–72)
55 at Green Bay (1–13–02)

Fewest Total Plays, Opponents
47 vs. L.A. Rams (1–14–90)
52 vs. Denver (1–28–90), Super Bowl XXIV
54 at Atlanta (1–9–99)

Net Yards
537 vs. Miami (1–20–85), Super Bowl XIX
461 vs. Denver (1–28–95), Super Bowl XXIV
455 vs. San Diego (1–29–95), Super Bowl XXIX

Net Yards, Opponents
451 vs. Dallas (1–15–95)
446 vs. N.Y. Giants (1–5–03)
441 vs. Washington (1–12–91)

Net Yards, Combined
892 vs. N.Y. Giants (1–5–03)
851 vs. Miami (1–20–85), Super Bowl XIX
835 vs. Washington (1–8–84)

RUSHING

Rushes
45 vs. L.A. Rams (1–14–90)
44 vs. Denver (1–28–90), Super Bowl XXIV
41 vs. Minnesota (1–3–98)

Rushes, Opponents
51 vs. Dallas (1–3–71)
46 at Dallas (1–2–72)
45 at Washington (1–8–84)

Fewest Rushes
11 vs. Dallas (1–3–71)
13 at Tampa Bay (1–12–03)
16 at Washington (1–8–84)
at Dallas (1–2–72)

Fewest Rushes, Opponents
9 vs. Miami (1–20–85), Super Bowl XIX
10 vs. L.A. Rams (1–14–90)
17 vs. Denver (1–28–90), Super Bowl XXIV

Net Rushing Yards
211 vs. Miami (1–20–85), Super Bowl XIX
201 vs. Minnesota (1–1–89)
187 vs. Washington (1–9–93)

Net Rushing Yards, Opponents
229 vs. Dallas (1–3–71)
216 at N.Y. Giants (1–4–87)
188 vs. Detroit (12–31–83)

Fewest Net Rushing Yards
29 at N.Y. Giants (1–4–87)
33 vs. Green Bay (1–11–98)
39 vs. N.Y. Giants (1–20–91)

Fewest Net Rushing Yards, Opponents
25 vs. Miami (1–20–85), Super Bowl XIX
26 vs. L.A. Rams (1–14–90)
39 vs. Chicago (1–7–95)

Rushing Average
6.4 vs. Minnesota (1–9–88)
6.0 vs. Washington (1–9–93)
5.9 vs. Minnesota (1–1–89)

Rushing Average, Opponents
5.4 vs. Detroit (12–31–83)
5.3 vs. Dallas (12–23–72)
4.9 at N.Y. Giants (1–4–87)

Lowest Rushing Average
1.5 at N.Y. Giants (1–4–87)
1.8 vs. Green Bay (1–11–98)
1.9 vs. Washington (1–12–91)

Lowest Rushing Average, Opponents
2.2 vs. Chicago (1–7–95)
vs. N.Y. Giants (1–15–94)
2.5 vs. Washington (12–26–71)

PASSING

Attempts
65 vs. Green Bay (1–6–96)
48 at N.Y. Giants (12–28–85)
at Washington (1–8–84)
45 vs. N.Y. Giants (1–5–03)
at Dallas (1–23–94)

Attempts, Opponents
55 vs. San Diego (1–29–95), Super Bowl XXIX
54 vs. Minnesota (1–6–90)
53 vs. Dallas (1–15–95)

Fewest Attempts
19 vs. Washington (12–26–71)
21 vs. Philadelphia (12–29–96)
22 vs. Cincinnati (1–24–82), Super Bowl XVI
vs. Dallas (12–23–72)

Fewest Attempts, Opponents
15 at Green Bay (1–4–97)
18 at Dallas (1–2–72)
19 at Atlanta (1–9–99)

Completions
32 vs. Green Bay (1–6–96)
28 vs. N.Y. Giants (1–5–03)
27 at Dallas (1–23–94)
vs. L.A. Rams (1–14–90)
at N.Y. Giants (12–28–85)
at Washington (1–8–84)

Completions, Opponents
31 vs. Minnesota (1–6–90)
30 vs. Dallas (1–15–95)
29 vs. N.Y. Giants (1–5–03)
vs. Chicago (1–7–95)
vs. Miami (1–20–85)

Fewest Completions
10 at Minnesota (12–26–71)
12 vs. Dallas (12–23–72)
13 vs. Dallas (1–15–95)

Fewest Completions, Opponents
7 vs. Dallas (1–3–71)
9 at Dallas (1–2–72)
at Minnesota (12–27–70)
10 at N.Y. Giants (1–4–87)

Net Passing Yards
356 vs. N.Y. Giants (1–5–03)
347 at Washington (1–8–84)
339 vs. Cincinnati (1–22–89), Super Bowl XXIV

Net Passing Yards, Opponents
361 vs. Washington (1–12–91)
352 vs. Dallas (1–15–95)
327 vs. N.Y. Giants (1–5–03)

Fewest Net Passing Yards
128 at Green Bay (1–4–97)
148 vs. Cincinnati (1–24–82), Super Bowl XVI
150 vs. Dallas (12–23–72)

Fewest Net Passing Yards, Opponents
37 vs. Chicago (1–6–85)
71 at Green Bay (1–4–97)
72 at Dallas (1–2–72)

Completion Percentage
87.1 vs. L.A. Rams (1–14–90)
79.2 vs. N.Y. Giants (1–15–94)
75.0 vs. Denver (1–28–90), Super Bowl XXIV

Completion Percentage, Opponents
75.9 at Green Bay (1–13–02)
75.0 vs. Chicago (1–6–96)
73.5 vs. Cincinnati (1–24–82), Super Bowl XVI

Lowest Completion Percentage
40.5 at N.Y. Giants (1–4–87)
44.8 vs. Dallas (1–15–95)
46.7 at Dallas (1–2–72)

Lowest Completion Percentage, Opponents
31.8 vs. Dallas (1–3–71)
33.3 at Minnesota (12–27–70)
37.9 vs. Denver (1–28–90), Super Bowl XXIV

Average Gain Per Attempt
9.6 vs. Denver (1–28–90), Super Bowl XXIV
vs. Minnesota (1–6–90)
9.4 vs. Dallas (1–15–94)
9.2 at Chicago (1–8–89)

Average Gain Per Attempt, Opponents
10.1 vs. Chicago (1–6–96)
9.3 at Green Bay (1–13–02)
8.4 at Dallas (1–23–94)

Sacks By
- 9 vs. Chicago (1–6–85)
- 6 vs. Denver (1–28–90), Super Bowl XXIV
- vs. Minnesota (1–1–89)
- vs. N.Y. Giants (12–29–84)
- 5 vs. Washington (1–9–93)
- vs. Cincinnati (1–22–89)

Sacks By, Opponents
- 4 (Several times) Last: at Tampa Bay (1–12–03)
- 3 (Several times) Last: vs. Chicago (1–6–96)
- 2 (Several times) Last: at Green Bay (1–13–02)

Sack Yardage
- 50 vs. Chicago (1–6–85)
- 42 vs. N.Y. Giants (12–29–84)
- 39 vs. Minnesota (1–6–90)

Sack Yardage, Opponents
- 28 vs. N.Y. Giants (12–29–84)
- at N.Y. Giants (12–28–85)
- 27 at Tampa Bay (1–12–03)
- 26 vs. Green Bay (1–11–98)

Interceptions By
- 5 vs. Detroit (12–31–83)
- 4 vs. Minnesota (1–6–90)
- 3 vs. Philadelphia (12–29–96)
- vs. San Diego (1–29–95), Super Bowl XXIX

Interceptions By, Opponents
- 3 (Several times) Last: at Tampa Bay (1–12–03)
- 2 (Several times) Last: vs. Green Bay (1–3–99)
- 1 (Several times) Last: at Green Bay (1–13–02)

FUMBLES/PENALTIES

Fumbles
- 6 vs. Detroit (12–22–57)
- 5 vs. Dallas (12–23–72)
- at Minnesota (12–27–70)
- 4 at Tampa Bay (1–12–03)
- vs. Green Bay (1–11–98)
- vs. Washington (1–9–93)
- vs. Cincinnati (1–22–89)
- at Washington (1–8–84)

Fumbles, Opponents
- 4 (Several times) Last: vs. Dallas (1–10–82)
- 3 (Several times) Last: vs. Washington (1–9–93)
- 2 (Several times) Last: at Tampa Bay (1–12–03)

Fumbles Lost
- 3 vs. Washington (1–9–93)
- vs. Dallas (1–10–82)
- at Minnesota (12–27–70)
- vs. Detroit (12–22–57)

Fumbles Lost, Opponents
- 3 vs. Dallas (12–23–72)
- vs. Detroit (12–22–57)
- 2 (Several times) Last: vs. Green Bay (1–3–99)

Penalties
- 14 vs. N.Y. Giants (1–3–82)
- 11 at N.Y. Giants (1–4–87)
- 9 vs. N.Y. Giants (1–20–91)
- vs. Minnesota (1–6–90)

Penalties, Opponents
- 12 vs. Minnesota (1–3–98)
- 10 at Tampa Bay (1–12–03)
- 9 vs. Green Bay (1–11–98)
- vs. Dallas (1–15–95)
- vs. Minnesota (1–1–89)
- vs. N.Y. Giants (1–3–82)

Yards Penalized
- 145 vs. N.Y. Giants (1–3–82)

Yards Penalized, Opponents
- 100 at Tampa Bay (1–12–03)
- 98 vs. Dallas (1–15–95)
- 91 vs. Minnesota (1–3–98)

Fewest Penalties
- 0 at Chicago (1–8–89)
- 1 at Dallas (1–2–72)
- 2 vs. N.Y. Giants (1–5–03)
- vs. Miami (1–20–85), Super Bowl XIX

Fewest Penalties, Opponents
- 0 vs. Denver (1–28–90), Super Bowl XXIV
- 1 at Green Bay (1–4–97)
- vs. Washington (1–12–91)
- at Miami (1–20–85), Super Bowl XIX
- vs. Minnesota (12–27–70)
- 2 (Several times) Last: vs. L.A. Rams (1–14–90)

PUNTS/KICKS

Punts
- 10 at N.Y. Giants (1–4–87)
- vs. Washington (12–26–71)
- 8 at Minnesota (12–27–70)
- 7 at Washington (1–8–84)

Punts, Opponents
- 7 (Several times) Last: vs. Minnesota (1–3–98)
- 6 (Several times) Last: at Green Bay (1–4–97)
- 5 (Several times) Last: vs. Philadelphia (12–29–96)

Fewest Punts
- 1 vs. Dallas (1–17–93)
- 2 vs. Chicago (1–7–95)
- vs. Washington (1–9–93)
- vs. L.A. Rams (1–14–90)
- 3 (Several times) Last: at Tampa Bay (1–12–03)

Fewest Punts, Opponents
- 1 vs. Dallas (1–15–95)
- 2 at Green Bay (1–13–02)
- vs. Green Bay (1–3–99)
- vs. Washington (1–9–93)
- vs. Detroit (12–31–83)
- 3 at Atlanta (1–9–99)
- vs. N.Y. Giants (1–20–91)
- vs. Cincinnati (1–24–82), Super Bowl XVI

Punting Yards
- 400 at N.Y. Giants (1–4–87)
- 337 vs. Washington (12–26–71)
- 270 at Minnesota (12–27–70)

Punting Yards, Opponents
- 307 at N.Y. Giants (1–4–87)
- 302 vs. Chicago (1–6–85)
- 276 at Minnesota (12–27–70)

Fewest Punting Yards
- 57 vs. Dallas (1–17–93)
- 62 vs. L.A. Rams (1–14–90)
- 77 vs. Chicago (1–7–95)

Fewest Punting Yards, Opponents
- 23 vs. Dallas (1–15–95)
- 72 vs. Washington (1–9–93)
- 73 vs. Detroit (12–31–83)

Punting Average (4+ punts)
- 47.3 at Atlanta (1–9–99)
- 46.3 at Cincinnati (1–24–82)
- 45.5 at Dallas (1–23–94)

Punting Average, Opponents (4+ punts)
- 48.8 vs. San Diego (1–29–95), Super Bowl XXIX
- 47.3 at Tampa Bay (1–12–03)
- 46.0 vs. Washington (12–26–71)

Lowest Punting Average
30.8 vs. Minnesota (1–6–90)
33.5 at Washington (1–8–84)
33.8 at Minnesota (12–27–70)

Lowest Punting Average, Opponents
25.6 vs. Minnesota (1–6–90)
29.9 vs. Minnesota (1–3–98)
31.4 at L.A. Rams (1–14–90)
at Chicago (1–8–89)

Punt Returns
7 at Chicago (1–8–89)
5 vs. Miami (1–20–85), Super Bowl XIX
at Minnesota (12–27–70)
4 vs. Chicago (1–6–85)

Punt Returns, Opponents
7 at N.Y. Giants (1–4–87)
6 at Chicago (1–8–89)
5 at N.Y. Giants (1–20–91)

Punt Return Yards
69 vs. Chicago (1–6–85)
at Minnesota (12–27–70)
56 vs. Cincinnati (1–22–89), Super Bowl XXIII
51 vs. Miami (1–20–85), Super Bowl XIX

Punt Return Yards, Opponents
117 at Green Bay (1–4–97)
58 vs. Washington (12–26–71)
57 at N.Y. Giants (1–4–87)

Kickoff Returns
8 vs. Minnesota (1–9–88)
7 vs. N.Y. Giants (1–5–03)
at N.Y. Giants (1–4–87)
6 at Tampa Bay (1–12–03)
at Green Bay (1–13–02)
vs. Green Bay (1–3–99)
at Dallas (1–23–94)
vs. Dallas (1–4–87)

Kickoff Returns, Opponents
9 vs. Denver (1–28–90), Super Bowl XXIV
8 vs. San Diego (1–29–95), Super Bowl XXIX
7 (Several times) Last: vs. Green Bay (1–3–99)

Kickoff Return Yards
162 at Tampa Bay (1–12–03)
146 at Dallas (12–23–72)
134 vs. Green Bay (1–11–98)

Kickoff Return Yards, Opponents
242 vs. San Diego (1–29–95)
196 vs. Denver (1–28–90)
194 vs. Green Bay (1–3–99)

49ERS SINGLE-GAME INDIVIDUAL POSTSEASON RECORDS

SCORING

Points
30 Ricky Watters vs. N.Y. Giants (1–15–94), 5TDs

Points, Opponent
18 Amani Toomer vs. N.Y. Giants (1–5–03), 3TDs
Chuck Nelson vs. Minn. (1–9–88), 5FGs, 3PATs

RUSHING

Attempts
27 Ken Willard at Minnesota (12–27–70), 27–85

Attempts, Opponent
36 John Riggins at Washington (1–8–84), 36–123

Yards
135 Roger Craig vs. Minnesota (1–1–89)

Yards, Opponent
159 Joe Morris at N.Y. Giants (1–4–87)

Average Gain
12.0 Steve Young vs. Minnesota (1–9–88), 6–72

Average Gain, Opponent
7.8 Thomas Tracey vs. Detroit (12–22–57), 11–86

Rushing TDs
*5 Ricky Watters vs. N.Y. Giants (1–15–94)

PASSING

Attempts
*65 Steve Young vs. Green Bay (1–6–96)

Attempts, Opponent
53 Troy Aikman vs. Dallas (1–15–95)

Completions
32 Steve Young vs. Green Bay (1–6–96)

Completions, Opponent
30 Troy Aikman vs. Dallas (1–15–95)

Net Yards
357 Joe Montana vs. Cincinnati (1–22–89)

Net Yards, Opponent
380 Troy Aikman vs. Dallas (1–15–95)

Completion Percentage
86.7 –Joe Montana vs. L.A. Rams (1–14–90), 26–30

Completion Percentage, Opponent
75.9 Brett Favre at Green Bay (1–13–02), 22–29

TD Passes
6 Steve Young vs. San Diego (1–29–95), Super Bowl XXIX

TD Passes, Opponent
4 Kerry Collins vs. N.Y. Giants (1–5–03)
Phil Simms at N.Y. Giants (1–4–87)

RECEIVING

Receptions
11 Jerry Rice vs. Cincinnati (1–22–89), Super Bowl XXIII

Receptions, Opponent
11 Dan Ross vs. Cincinnati (1–24–82), Super Bowl XVI

Receiving Yards
215 Jerry Rice vs. Cincinnati (1–22–89), Super Bowl XXIII

Receiving Yards, Opponent
227 Anthony Carter vs. Minnesota (1–9–88)

Receiving TDs
3 Jerry Rice vs. San Diego (1–29–95), Super Bowl XXIX
Jerry Rice vs. Denver (1–28–90), Super Bowl XXIV
Jerry Rice vs. Minnesota (1–1–89)

**** NFL RECORD***

PUNTING

Punts
10 Steve Spurrier vs. Washington (12–26–71)
Max Runager at N.Y. Giants (1–4–87)

Punts, Opponent
7 Mitch Berger vs. Minnesota (1–3–98)
Tom McNeil at Minnesota (12–27–70)
Dave Finzer vs. Chicago (1–6–85)
Bucky Scribner vs. Minnesota (1–1–89)
Bryan Wagner at Chicago (1–8–89)
Dale Hatcher vs. L.A. Rams (1–14–90)

Punting Yards
400 Max Runager at N.Y. Giants (1–4–87)

Punting Yards, Opponent
302 Dave Finzer vs. Chicago (1–6–85)

Punting Average (4+ punts)
46.3 Jim Miller vs. Cincinnati (1–24–82), Super Bowl XVI, 4–185

Punting Average, Opponent (4+ punts)
48.8 Bryan Wagner vs. San Diego (1–29–95), Super Bowl XXIX, 4–195

TACKLES

Total Tackles
13 Gary Plummer vs. Chicago (1–7–95), 11 solo, 2 asst.
Carlton Williamson vs. Detroit (12–31–83), 11 solo, 2 asst.

Total Tackles, Opponent
12 Eugene Daniel, vs. Minnesota (1–3–98), 9 solo, 3 asst.
Bill Currier vs. N.Y. Giants (12–29–84), 8 solo, 4 asst.

Solo Tackles
12 Ken Norton Jr. vs. Philadelphia (12–29–96)

Solo Tackles, Opponent
10 Wayne Simmons vs. Green Bay (1–6–96)
Ross Browner vs. Cincinnati (1–24–82), Super Bowl XVI
Ken Coffey vs. Washington (1–8–84)

Assisted Tackles
8 Cedrick Hardman at Dallas (1–2–72)
Frank Nunley at Dallas (1–2–72)

Assisted Tackles, Opponent
7 Nate Wayne at Green Bay (1–13–02)

Sacks
3.5 Cedrick Hardman vs. Dallas (1–2–72)

INTERCEPTIONS

Interceptions
2 Eric Davis vs. Dallas (1–15–95)
Skip Vanderbundt vs. Dallas (12–23–72)
Ronnie Lott vs. N.Y. Giants (1–3–82)
Riki Ellison vs. Detroit (12–31–82)
Ronnie Lott vs. Minnesota (1–1–89)

Interceptions, Opponent
2 William White at Atlanta (1–9–99)
Eugene Robinson at Green Bay (1–4–97)
Gary Fencik vs. Chicago (1–6–85)
Gary Reasons vs. N.Y. Giants (12–29–84)
Everson Walls vs. Dallas (1–10–82)
Charlie Waters vs. Dallas (12–23–72)

Interception Return Yards
61 Michael Carter vs. Washington (1–12–91), 1–61t

Interception Return Yards, Opponent
77 Eugene Robinson at Atlanta (1–9–99), 1–77

LONGEST POSTSEASON PLAYS

Rush
80t Roger Craig vs. Minnesota (1–1–89)

Rush, Opponent
58t Thomas Tracey vs. Detroit (12–22–57)

Pass
78t John Brodie to Gene Washington vs. Washington (12–26–71)

Pass, Opponent
72t Scott Brunner to Earnest Gray vs. N.Y. Giants (1–3–82)

Field Goal
48 Wade Richey vs. Green Bay (1–3–99)

Field Goal, Opponent
54 Eddie Murray vs. Detroit (12–31–83)

Interception Return
61t Michael Carter vs. Washington (1–12–91)

Interception Return, Opponent
77 Eugene Robinson at Atlanta (1–9–99)

Punt
59 Steve Spurrier vs. Dallas (1–3–71)
Steve Spurrier at Minnesota (12–27–70)

Punt, Opponent
66 Mike Bragg vs. Washington (12–26–71)

Punt Return
45 John Taylor vs. Cincinnati (1–22–89), Super Bowl XXIII

Punt Return, Opponent
71t Desmond Howard at Green Bay (1–4–97)

Kickoff Return
97t Vic Washington vs. Dallas (12–23–72)

Kickoff Return, Opponent
98t Andre Coleman vs. San Diego Super Bowl XXIX (1–29–95)

**** NFL RECORD***

49ERS POSTSEASON CAREER STATISTICAL LEADERS

SCORING

NO	NAME	TD	R	P	RT	FG	PAT	SF	TOT
1.	Rice, Jerry	19	0	19	0	–	–	–	114
2.	Cofer, Mike	–	–	–	–	12/19	42/47	0	78
3.	Wersching, Ray	–	–	–	–	13/22	30/30	0	69
4.	Watters, Ricky	10	7	3	0	–	–	–	60
5.	Craig, Roger	9	7	2	0	–	–	–	54
6.	Young, Steve	8	8	0	0	–	–	–	48
7t.	Solomon, Freddie	0	6	0	0	–	–	–	36
	Taylor, John	0	6	0	0	–	–	–	36

PASSING

NO	NAME	ATT	COMP	YDS	PCT	TD	INT
1.	Montana, Joe	593	375	4,758	.632	39	17
2.	Young, Steve	471	292	3,326	.620	20	13
3.	Brodie, John	143	71	973	.497	4	7
4.	Garcia, Jeff	117	71	757	.607	4	5
5.	Tittle, Y.A.	31	18	248	.581	3	3

RECEIVING

NO	NAME	NO	YDS	AVG	LONG	TD
1.	Rice, Jerry	124	1,796	14.5	72t	19
2.	Jones, Brent	60	740	12.3	47	5
3.	Taylor, John	46	734	16.0	61t	6
4.	Clark, Dwight	48	726	15.1	39	3
5.	Craig, Roger	63	606	9.6	40	2
6.	Owens, Terrell	39	554	14.2	76t	4
7.	Solomon, Freddie	34	537	15.8	76t	6
8.	Stokes, J.J.	37	442	11.9	43	0
9.	Rathman, Tom	38	327	8.6	22	1
10.	Francis, Russ	23	277	12.0	27	1

INTERCEPTIONS

NO	NAME	NO	YDS	AVG	LONG	TD
1.	Lott, Ronnie	8	152	19.0	58t	2
2.	Davis, Eric	6	50	8.3	44t	1
3t.	Hicks, Dwight	3	49	16.0	27	0
	Wright, Eric	3	25	8.3	25	0
	Ellison, Riki	3	20	6.7	12	0
6t.	McKyer, Tim	2	68	34.0	41	0
	Brooks, Chet	2	66	33.0	38	0
	Fuller, Jeff	2	48	24.0	48t	1
	Turner, Keena	2	26	13.0	15	0
	Sanders, Deion	2	15	7.5	15	0
	Vanderbundt, Skip	2	4	2.0	4	0
	Williamson, Carlton	2	2	1.0	2	0

RUSHING

NO	NAME	ATT	YDS	AVG	LONG	TD
1.	Craig, Roger	202	816	4.0	81t	7
2.	Young, Steve	96	585	6.1	42	8
3.	Watters, Ricky	105	481	4.6	21	7
4.	Tyler, Wendell	73	338	4.6	25	2
5.	Montana, Joe	54	296	5.5	53	2

PUNTING

NO	NAME	NO	YDS	AVG	LONG	BK
1.	Helton, Barry	35	1,288	36.8	55	0
2.	Runager, Max	33	1,298	39.3	49	0
3.	Thompson, Tommy	29	1,093	37.7	55	0
4.	Spurrier, Steve	29	1,041	35.9	59	0
5.	Wilmsmeyer, Klaus	22	907	41.2	57	0
6.	Miller, Jim	12	498	41.5	52	0

PUNT RETURN YAROS

NO	NAME	NO	YDS	AVG	FC	LONG	TD
1.	Taylor, John	18	189	10.5	14	45	0
2.	McLemore, Dana	17	156	9.2	5	28	0
3.	Carter, Dexter	10	80	8.0	1	31	0
4.	Taylor, Bruce	5	67	13.4	1	30	0
5.	Kirby, Terry	5	33	6.6	1	15	0
6.	Grant, Alan	3	30	10.0	15	0	0
7.	Sutherland, Vinny	2	25	12.5	2	25	0
8.	McQuarters, R.W.	3	19	6.3	1	19	0

KICKOFF RETURN YAROS

NO	NAME	NO	YDS	AVG	LONG	TD
1.	Carter, Dexter	19	341	17.9	34	0
2.	Sutherland, Vinny	13	282	21.7	32	0
3.	Washington, Vic	9	250	27.8	97t	1
4.	McQuarters, R.W.	9	185	20.6	25	0
5.	Lawrence, Amos	7	165	23.6	47	0
6.	Levy, Chuck	5	155	31.0	95t	1
7.	McLemore, Dana	7	142	20.3	26	0
8.	Logan, Marc	7	126	18.0	50	0

SACKS

NO	NAME	SACKS	YARDS
1.	Hardman, Cedrick	9.0	65.0
2.	Board, Dwaine	8.0	71.0
3.	Haley, Charles	7.5	58.5
4t.	Dean, Fred	6.5	50.5
	Harris, Tim	6.5	41.5
6t.	Stubbs, Daniel	5.0	36.0
	Stubblefield, Dana	5.0	35.0

49ERS BIG DAYS

RUSHING

135	Roger Craig vs. Minnesota	January 1, 1989
128	Garrison Hearst vs. Green Bay	January 3, 1999
125	Roger Craig vs. Minnesota	January 6, 1990
120	Terry Kirby vs. Minnesota	January 3, 1998
118	Ricky Watters vs. N.Y. Giants	January 15, 1994
93	Roger Craig vs. L.A. Rams	January 14, 1990
85	Ken Willard at Minnesota	December 27, 1970
83	Ricky Watters vs. Washington	January 9, 1993
82	Hugh McElhenny vs. Detroit	December 22, 1957
77	Steve Young vs. Green Bay	January 6, 1996
74	Wendell Tyler vs. Detroit	December 31, 1983
73	Steve Young vs. Washington	January 9, 1983

PASSING

357	Joe Montana vs. Cincinnati	January 22, 1989
347	Joe Montana at Washington	January 8, 1984
331	Jeff Garcia vs. N.Y. Giants	January 5, 2003
331	Joe Montana vs. Miami	January 20, 1985
328	Steve Young vs. Green Bay	January 6, 1996
325	Steve Young vs. San Diego	January 29, 1995
313	Steve Young vs. Dallas	January 17, 1993
309	Joe Montana vs. N.Y. Giants	December 29, 1984
304	Joe Montana vs. N.Y. Giants	January 3, 1982
297	Joe Montana vs. Denver	January 20, 1990
296	Joe Montana at N.Y. Giants	December 29, 1985

RECEIVING

215	Jerry Rice vs. Cincinnati	January 22, 1989
177	Terrell Owens vs. N.Y. Giants	January 5, 2003
149	Jerry Rice vs. San Diego	January 29, 1995
148	Jerry Rice vs. Denver	January 28, 1990
133	Jerry Rice at Chicago	January 8, 1989
123	Jerry Rice vs. Dallas	January 17, 1993
120	Dwight Clark at N.Y. Giants	December 29, 1985
120	Dwight Clark vs. Dallas	January 10, 1982
117	Jerry Rice vs. Green Bay	January 6, 1996
114	Jerry Rice vs. Minnesota	January 6, 1990
112	Brent Jones vs. Green Bay	January 6, 1996
112	Dwight Clark vs. N.Y. Giants	December 29, 1984

TOTAL YARDS FROM SCRIMMAGE

220	Jerry Rice vs. Cincinnati	January 22, 1989
178	Hugh McElhenny vs. Detroit	December 22, 1957
172	Roger Craig vs. Cincinnati	January 22, 1989
164	Ricky Watters vs. N.Y. Giants	January 15, 1994
161	Roger Craig vs. Minnesota	January 1, 1989
144	Terry Kirby vs. Minnesota	January 3, 1998
143	Garrison Hearst vs. Green Bay	January 3, 1999
140	Roger Craig vs. Miami	January 20, 1985
138	Ricky Watters vs. Dallas	January 17, 1993
135	Wendell Tyler vs. Miami	January 20, 1985
133	Roger Craig vs. L.A. Rams	January 14, 1990
108	Ricky Watters vs. San Diego	January 29, 1995

49ERS LONG PLAYS

LONG RUSHES

80t	Roger Craig vs. Minnesota	January 8, 1989
71	Hugh McElhenny vs. Detroit	December 22, 1957
53	Joe Montana vs. N.Y. Giants	December 29, 1984
42	Steve Young vs. Minnesota	January 9, 1988
41	Steve Young vs. Green Bay	January 6, 1996
39	Roger Craig vs. Chicago	January 6, 1989

LONG PASSES

78t	Brodie/Washington vs. Was.	December 26, 1970
76t	Garcia/Owens vs. N.Y. Giants	January 5, 2003
76t	Montana/Solomon at Washington	January 8, 1984
72t	Montana/Rice vs. Minnesota	January 6, 1990
61t	Montana/Taylor vs. N.Y. Giants	January 20, 1991
61t	Montana/Rice at Chicago	January 8, 1984
58t	Montana/Solomon vs. N.Y. Giants	January 3, 1982
52	Brodie/Washington vs. Dallas	December 23, 1972
51t	Young/Watters vs. San Diego	January 29, 1995
48	Young/Owens vs. Minnesota	January 3, 1998
47	Montana/Jones vs. Washington	January 12, 1991
47t	Tittle/McElhenny vs. Detroit	December 22, 1957

LONG PUNT RETURNS

45	John Taylor vs. Cincinnati	January 22, 1989
31	Dexter Carter vs. N.Y. Giants	January 15, 1994
31	John Taylor vs. N.Y. Giants	January 20, 1991
30	Bruce Taylor at Minnesota	December 27, 1970
28	Dana McLemore vs. Miami	January 20, 1985

LONG KICKOFF RETURNS

97t	Vic Washington vs. Dallas	December 23, 1972
95t	Chuck Levy vs. Green Bay	January 11, 1998
50	Marc Logan vs. Dallas	January 17, 1993
47	Amos Lawrence vs. N.Y. Giants	January 3, 1982
34	Dexter Carter vs. N.Y. Giants	January 15, 1995

LONG INTERCEPTION RETURNS

61t	Michael Carter vs. Washington	January 12, 1991
58t	Ronnie Lott vs. Minnesota	January 6, 1990
48t	Jeff Fuller vs. Minnesota	January 9, 1988
44t	Eric Davis vs. Dallas	January 15, 1995
41	Tim McKyer vs. Minnesota	January 6, 1990

LONG FUMBLE RETURNS

15	Daniel Stubbs vs. Denver	January 20, 1990

49ERS YEARLY RESULTS

ALL-AMERICA FOOTBALL CONFERENCE (1946-49)

1946 (9-5)

Lawrence T. Shaw, Coach

L	7	New York Yanks/S–8	21
W	21	Miami Seahawks/S–15	14
W	32	Brooklyn Dodgers/S–22	13
L	7	at Chicago Rockets/S–29	21
W	34	at Miami Seahawks/O–7	7
W	23	at Los Angeles Dons/O–12	14
L	14	at Buffalo Bisons/O–18	17
W	34	at Cleveland Browns/O–27	20
W	27	Buffalo Bisons/N–2	14
L	7	Cleveland Browns/N–10	14
L	9	at New York Yanks/N–17	10
W	30	at Brooklyn Dodgers/N–24	14
W	14	Chicago Rockets/N–30	0
W	48	Los Angeles Dons/D–8	7
	307		**189**

1947 (8-4-2)

Lawrence T. Shaw, Coach

W	23	Brooklyn Dodgers/A–31	7
W	17	Los Angeles Dons/S–7	14
W	14	Baltimore Colts/S–14	7
L	16	New York Yanks/S–21	21
W	41	at Buffalo Bills/S–28	24
T	28	at Baltimore Colts/O–5	28
W	42	Chicago Rockets/O–12	28
L	7	Cleveland Browns/O–26	14
W	26	at Los Angeles Dons/N–2	16
L	16	at New York Yanks/N–9	24
L	14	at Cleveland Browns/N–16	37
W	41	at Chicago Rockets/N–21	16
W	21	at Brooklyn Dodgers/N–27	7
T	21	Buffalo Bills/D–7	21
	327		**264**

1948 (12-2)

Lawrence T. Shaw, Coach

W	35	Buffalo Bills/A–29	14
W	36	Brooklyn Dodgers/S–5	20
W	41	New York Yanks/S–12	0
W	36	Los Angeles Dons/S–19	14
W	38	at Buffalo Bills/S–26	28
W	31	at Chicago Rockets/O–1	14
W	56	at Baltimore Colts/O–10	14
W	21	at New York Yanks/O–17	7
W	21	Baltimore Colts/O–24	10
W	44	Chicago Rockets/N–7	21
L	7	at Cleveland Browns/N–14	14
W	63	at Brooklyn Dodgers/N–21	40
L	28	Cleveland Browns/N–28	31
W	38	at Los Angeles Dons/D–5	21
	495		**248**

1949 (9-3/10-4)

Lawrence T. Shaw, Coach

W	31	Baltimore Colts/A–28	17
W	42	Chicago Hornets/S–4	7
W	42	Los Angeles Dons/S–18	14
L	17	at Buffalo Bills/S–25	28
W	42	at Chicago Hornets/S–30	24
W	56	Cleveland Browns/O–9	28
W	51	Buffalo Bills/O–16	7
L	3	at New York Yanks/O–23	24
L	28	at Cleveland Browns/O–30	30
W	28	at Baltimore Colts/N–6	10
W	41	at Los Angeles Dons/11–13	24
W	35	New York Yanks/N–27	14
	416		**227**

AAFC PLAYOFF - DEC. 4

(at San Francisco – Kezar)

W	17	New York Yanks	7

49ERS YEARLY RESULTS AND STATISTICS

NATIONAL FOOTBALL LEAGUE (1950-PRESENT)

1950 (3-9)

Lawrence T. Shaw, Coach

L	17	New York Yanks (29,600)/S–17	21
L	20	Chicago Bears (35,558)/S–24	32
L	14	Los Angeles Rams (27,262)/O–1	35
L	7	at Detroit (17,337)/O–8	24
L	24	at New York Yanks (5,740)/O–12	29
W	28	Detroit (27,350)/O–22	27
W	17	Baltimore (14,800)/O–29	14
L	21	at Los Angeles Rams (15,952)/N–5	28
L	14	at Cleveland (28,786)/N–12	34
L	0	at Chicago Bears (35,105)/N–19	17
L	21	at Green Bay (13,186)/N–26	25
W	30	Green Bay (19,204)/D–10	14
	213		**300**

1951 (7-4-1)

Lawrence T. Shaw, Coach

W	24	Cleveland (48,263)/S–30	10
L	14	at Philadelphia (23,827)/O–6	21
W	28	at Pittsburgh (27,124)/O–14	24
L	7	at Chicago Bears (42,296)/O–21	13
W	44	Los Angeles Rams (49,538)/O–28	17
L	16	at Los Angeles Rams (54,346)/N–4	23
W	19	New York Yanks (25,538)/N–11	14
L	21	Chicago Cards (19,658)/N–18	27
T	10	at New York Yanks (10,184)/N–25	10
W	20	at Detroit (46,467)/D–2	10
W	31	Green Bay (15,121)/D–9	19
W	21	Detroit (27,276)/D–16	17
	255		**205**

1952 (7-5)

Lawrence T. Shaw, Coach

W	17	Detroit (52,750)/S–28	3
W	37	at Dallas Texans (12,566)/O–5	14
W	28	at Detroit (42,842)/O–12	0
W	40	at Chicago Bears (46,338)/O–19	16
W	48	Dallas Texans (26,887)/O–26	21
L	17	Chicago Bears (58,255)/N–2	20
L	14	at New York Giants (54,230)/N–9	23
W	23	at Washington (30,863)/N–16	17
L	9	at Los Angeles Rams (64,450)/N–23	35
L	21	Los Angeles Rams (49,420)/N–30	34
L	7	Pittsburgh (13,886)/D–7	24
W	24	Green Bay (17,579)/D–14	14
	285		**221**

1953 (9-3)

Lawrence T. Shaw, Coach

W	31	Philadelphia (25,000)/S–27	21
W	31	Los Angeles Rams (41,446)/O–4	30
L	21	at Detroit (56,080)/O–11	24
W	35	at Chicago Bears (36,909)/O–18	28
L	10	Detroit (52,300)/O–25	14
W	24	Chicago Bears (26,308)/N–1	14
W	31	at Los Angeles Rams (85,856)/N–8	27
L	21	at Cleveland (80,698)/N–15	23
W	37	at G.B. in Milwaukee (16,378)/N–22	7
W	38	at Baltimore (26,005)/N–29	21
W	48	Green Bay (31,337)/D–6	14
W	45	Baltimore (23,932)/D–13	14
	372		**237**

1954 (7-4-1)

Lawrence T. Shaw, Coach

W	41	Washington (32,085)/S–26	7
T	24	at Los Angeles Rams (79,208)/O–3	24
W	23	at G.B. in Milwaukee (15,571)/O–10	17
W	27	at Chicago Bears (42,935)/O–17	24
W	37	Detroit (58,891)/O–24	31
L	27	Chicago Bears (49,833)/O–31	31
L	34	Los Angeles Rams (58,758)/N–7	42
L	7	at Detroit (58,431)/N–14	48
W	31	at Pittsburgh (37,001)/N–20	3
L	13	at Baltimore (23,875)/N–28	17
W	35	Green Bay (32,012)/D–5	0
W	10	Baltimore (25,456)/D–11	7
	313		**251**

1955 (4-8)

Norman P. Strader, Coach

L	14	Los Angeles Rams (58,772)/S–25	23
L	3	Cleveland (43,595)/O–2	38
W	20	at Chicago Bears (41,651)/O–9	19
W	27	at Detroit (50,179)/O–16	24
L	23	Chicago Bears (56,350)/O–23	34
W	38	Detroit (44,831)/O–30	21
L	14	at Los Angeles Rams (71,832)/N–6	27
L	0	at Washington (25,112)/N–13	7
L	21	at G.B. in Milwaukee(19,099)/N–20	27
L	14	at Baltimore (33,485)/N–27	26
L	7	Green Bay (32,897)/D–4	28
W	35	Baltimore (33,471)/D–11	24
	216		**308**

1956 (5-6-1)

Frank C. Albert, Coach

L	21	New York Giants (41,751)/S–30	38
W	33	Los Angeles Rams (56,489)/O–7	30
L	7	at Chicago Bears (47,526)/O–14	31
L	17	at Detroit (55,662)/O–21	20
L	21	Chicago Bears (52,612)/O–28	38
L	13	Detroit (46,708)/N–4	17
L	6	at Los Angeles Rams (69,828)/N–11	30
W	17	at Green Bay (17,986)/N–18	16
T	10	at Philadelphia (19,326)/N–25	10
W	20	at Baltimore (37,227)/D–2	17
W	38	Green Bay (32,433)/D–8	20
W	30	Baltimore (43,791)/D–16	17
	233		**284**

1957 (8-4/8-5)

Frank C. Albert, Coach

L	10	Chicago Cards (35,743)/S–29	20
W	23	Los Angeles Rams (59,637)/O–6	20
W	21	at Chicago Bears (45,310)/O–13	17
W	24	at G.B. in Milwaukee (18,919)/O–20	14
W	21	Chicago Bears (56,693)/O–27	17
W	35	Detroit (59,702)/N–3	31
L	24	at Los Angeles Rams (102,368)/N–10	37
L	10	at Detroit (56,915)/N–17	31
L	21	at Baltimore (50,073)/N–24	27
W	27	at New York Giants (54,121)/D–1	17
W	17	Baltimore (59,950)/D–8	13
W	27	Green Bay (59,100)/D–15	20
	287		**295**

NFC PLAYOFF - DEC. 22

(at San Francisco – Kezar Stadium)

L	27	Detroit (60,118)	31

1958 (6-6)

Frank C. Albert, Coach

W	23	Pittsburgh (51,856)/S–28	20
L	3	Los Angeles Rams (59,826)/O–5	33
L	6	at Chicago Bears (45,310)/O–12	28
W	30	at Philadelphia (33,110)/O–19	24
L	14	Chicago Bears (59,441)/O–26	27
W	24	Detroit (59,350)/N–2	21
L	7	at Los Angeles Rams (95,082)/N–9	56
L	21	at Detroit (54,523)/N–16	35
W	33	at G.B. in Milwaukee (43,819)/N–23	12
L	27	at Baltimore (57,557)/N–30	35
W	48	Green Bay (50,793)/D–7	21
W	21	Baltimore (58,334)/D–14	12
	257		**324**

1959 (7-5)

Howard W. Hickey, Coach

W	24	Philadelphia (41,697)/S–27	14
W	34	Los Angeles Rams (56,028)/O–4	0
L	20	at Green Bay (32,150)/O–11	21
W	34	at Detroit (52,585)/O–18	13
W	20	Chicago Bears (59,045)/O–25	17
W	33	Detroit (59,064)/N–1	7
W	24	at Los Angeles Rams (94,276)/N–8	16
L	3	at Chicago Bears (42,157)/N–15	14
L	14	at Baltimore (56,007)/N–22	45
W	21	at Cleveland (53,763)/N–29	20
L	14	Baltimore (59,075)/D–5	34
L	14	Green Bay (55,997)/D–13	36
	255		**237**

1960 (7-5)

Howard W. Hickey, Coach

L	19	New York Giants (44,598)/S–25	21
W	13	Los Angeles Rams (53,633)/O–2	9
W	14	at Detroit (49,825)/O–9	10
L	10	at Chicago Bears (48,226)/O–16	27
L	14	at G.B. in Milwaukee (39,914)/O–23	41
W	25	Chicago Bears (55,071)/O–30	7
L	0	Detroit (48,447)/N–6	24
W	26	at Dallas (10,000)/N–20	14
W	30	at Baltimore (57,808)/N–27	22
W	23	at Los Angeles Rams (77,254)/D–4	7
L	0	Green Bay (53,612)/D–10	13
W	34	Baltimore (57,269)/D–18	10
	208		**205**

1961 (7-6-1)

Howard W. Hickey, Coach

W	35	Washington (43,412)/S–17	3
L	10	at Green Bay (38,624)/S–24	30
W	49	at Detroit (53,155)/O–1	0
W	35	Los Angeles Rams (59,004)/O–8	0
W	38	at Minnesota (34,415)/O–15	24
L	0	at Chicago Bears (49,070)/O–22	31
L	10	at Pittsburgh (19,686)/O–29	20
T	20	Detroit (56,878)/N–5	20
L	7	at Los Angeles Rams (63,766)/N–12	17
W	41	Chicago Bears (52,972)/N–19	31
W	38	Minnesota (48,905)/N–26	28
L	17	at Baltimore (57,641)/D–3	20
W	22	Green Bay (55,722)/D–10	21
L	24	Baltimore (45,517)/D–16	27
	346		**272**

1962 (6-8)

Howard W. Hickey, Coach

L	14	Chicago (46,052)/S–16	30
L	24	at Detroit (51,032)/S–23	45
W	21	Minnesota (38,407)/S–30	7
W	21	at Baltimore (54,148)/O–7	13
W	34	at Chicago (48,902)/O–14	27
L	13	at G.B. in Milwaukee (46,012)/O–21	31
L	14	Los Angeles Rams (51,033)/O–28	28
L	3	Baltimore (44,875)/N–4	22
L	24	Detroit (43,449)/N–11	38
W	24	at Los Angeles Rams (42,554)/N–18	17
W	24	at St. Louis (17,532)/N–25	17
W	35	at Minnesota (33,076)/D–2	12
L	21	Green Bay (53,769)/D–9	31
L	10	Cleveland (35,274)/D–15	13
	282		**331**

1963 (2-12)

Coach*

L	20	Minnesota (30,781)/S–15	24
L	14	Baltimore (31,006)/S–22	20
L	14	at Minnesota (28,567)/S–29	45
L	3	at Detroit (44,088)/O–6	26
L	3	at Baltimore (56,962)/O–13	20
W	20	Chicago (35,837)/O–20	14
L	21	at Los Angeles Rams (45,532)/O–27	28
L	7	Detroit (33,511)/N–3	45
W	31	Dallas (29,563)/N–10	24
L	14	at New York Giants (62,982)/N–17	48
L	10	at G.B. in Milwaukee (45,905)/N–24	28
L	17	Los Angeles Rams (33,321)/D–1	21
L	7	at Chicago (46,994)/D–8	27
L	17	Green Bay (31,031)/D–14	21
	198		**391**

*Coach Red Hickey resigned after third game and Jack Christiansen was appointed his successor.

1964 (4-10)

Jack Christiansen, Coach

L	17	Detroit (33,204)/S–13	26
W	28	at Philadelphia (57,352)/S–20	24
L	13	St. Louis (30,969)/S–27	23
W	31	Chicago (33,132)/O–4	21
L	14	at G.B. in Milwaukee (47,380)/O–11	24
L	14	at Los Angeles Rams (54,355)/O–18	42
L	22	Minnesota (31,845)/O–25	27
L	7	at Baltimore (60,213)/N–1	37
L	7	at Minnesota (40,408)/N–8	24
W	24	Green Bay (38,483)/N–15	14
L	21	at Chicago (46,772)/N–22	23
L	3	Baltimore (33,642)/N–29	14
W	28	Los Angeles Rams (31,791)/D–6	7
L	7	at Detroit (41,854)/D–13	24
	236		**330**

1965 (7-6-1)

Jack Christiansen, Coach

W	52	Chicago (31,211)/S–19	24
W	27	Pittsburgh (28,161)/S–26	17
L	24	at Baltimore (57,342)/O–3	27
L	10	at Green Bay (50,858)/O–10	27
W	45	at Los Angeles Rams (34,703)/O–17	21
L	41	Minnesota (40,673)/O–24	42
L	28	Baltimore (43,575)/O–31	34
L	31	at Dallas (30,531)/N–7	39
W	27	at Detroit (52,570)/N–14	21
W	30	Los Angeles Rams (39,253)/N–21	27
W	45	at Minnesota (36,748)/N–28	24
W	17	Detroit (38,483)/D–5	14
L	20	at Chicago (43,400)/D–12	61
T	24	Green Bay (45,710)/D–19	24
	421		**402**

1966 (6-6-2)

Jack Christiansen, Coach

T	20	Minnesota (29,312)/S–11	20
L	14	at Baltimore (56,715)/S–25	36
L	3	at Los Angeles Rams (45,642)/S–30	34
W	21	Green Bay (39,290)/O–9	20
W	44	at Atlanta (54,788)/O–16	7
W	27	Detroit (36,745)/O–23	24
L	3	at Minnesota (45,007)/O–30	28
W	21	Los Angeles Rams (35,372)/N–6	13
T	30	at Chicago (47,079)/N–13	30
L	34	Philadelphia (31,993)/N–20	35
W	41	at Detroit (53,189)/N–24	14
L	7	at G.B. in Milwaukee (48,725)/D–4	20
W	41	Chicago (37,170)/D–11	14
L	14	Baltimore (40,005)/D–18	30
	320		**325**

1967 (7-7)

Jack Christiansen, Coach

W	27	at Minnesota (39,638)/S–17	21
W	38	Atlanta (30,207)/S–24	7
L	7	at Baltimore (60,238)/O–1	41
W	27	at Los Angeles Rams (60,424)/O–8	24
W	28	at Philadelphia (60,825)/O–15	27
W	27	New Orleans (34,285)/O–22	13
L	3	Detroit (37,990)/O–29	45
L	7	Los Angeles Rams (53,194)/N–5	17
L	28	at Washington (50,326)/N–12	31
L	0	at Green Bay (50,861)/N–19	13
L	9	Baltimore (44,815)/N–26	26
L	14	Chicago (25,613)/D–3	28
W	34	at Atlanta (51,798)/D–10	28
W	24	Dallas (27,182)/D–16	16
	273		**337**

1968 (7-6-1)

Dick Nolan, Coach

L	10	at Baltimore (56,864)/S–15	27
W	35	St. Louis (27,557)/S–22	17
W	28	Atlanta (27,477)/S–29	13
L	10	at Los Angeles Rams (69,520)/O–6	24
L	14	Baltimore (32,822)/O–13	42
W	26	at New York Giants (62,958)/O–20	10
W	14	at Detroit (53,555)/O–27	7
L	21	Cleveland (31,359)/N–3	33
L	19	at Chicago (46,978)/N–10	27
T	20	Los Angeles Rams (41,815)/N–17	20
W	45	at Pittsburgh (21,408)/N–24	28
W	27	Green Bay (47,218)/D–1	20
L	20	Minnesota (29,049)/D–8	30
W	14	at Atlanta (44,977)/D–15	12
	303		**310**

1969 (4-8-2)

Dick Nolan, Coach

L	12	at Atlanta (45,940)/S–21	24
L	7	at G.B. in Milwaukee (48,184)/S–28	14
T	17	Washington (35,184)/O–5	17
L	21	Los Angeles Rams (45,995)/O–12	27
L	7	Atlanta (28,684)/O–19	21
W	24	at Baltimore (60,238)/O–26	21
L	14	Detroit (35,100)/N–2	26
L	30	at Los Angeles Rams (73,975)/N–9	41
W	20	Baltimore (38,472)/N–16	17
L	38	at New Orleans (71,448)/N–23	43
T	24	at Dallas (62,348)/N–27	24
W	42	Chicago (32,826)/D–6	21
L	7	at Minnesota (43,028)/D–14	10
W	14	Philadelphia (25,391)/D–21	13
	277		**319**

1970 (10-3-1/11-4-1)

NFC West Champions

Dick Nolan, Coach

W	26	Washington (34,984)/S–20	17
W	34	Cleveland (37,502)/S–27	31
L	20	at Atlanta (58,850)/O–4	21
W	20	at Los Angeles Rams (77,272)/O–11	6
T	20	New Orleans (39,446)/O–18	20
W	19	Denver (39,515)/O–25	14
W	26	Green Bay (59,335)/N–1	10
W	37	at Chicago (45,607)/N–8	16
W	30	at Houston (43,040)/N–15	20
L	7	at Detroit (56,232)/N–22	28
L	13	Los Angeles Rams (59,602)/N–29	30
W	24	Atlanta (41,387)/D–6	20
W	38	at New Orleans (61,940)/D–13	27
W	38	at Oakland Raiders (54,535)/D–20	7
	352		**267**

NFC PLAYOFF - DEC. 27

(at Bloomington, MN – Metropolitan Stadium)

W	17	Minnesota (45,103)	14

NFC CHAMPIONSHIP - JAN. 3

(at San Francisco – Kezar Stadium)

L	10	Dallas (59,364)	17

1971 (9-5/10-6)

NFC West Champions

Dick Nolan, Coach

L	17	at Atlanta (56,990)/S–19	20
W	38	at New Orleans (81,595)/S–26	20
W	31	at Philadelphia (65,358)/O–3	3
L	13	Los Angeles Rams (44,000)/O–10 +	20
W	13	Chicago (44,133)/O–17	0
W	26	at St. Louis (50,419)/O–24	14
W	27	New England (45,092)/O–31	10
W	13	at Minnesota (49,784)/N–7	9
L	20	New Orleans (45,138)/N–14	26
L	6	at Los Angeles Rams (80,050)/N–21	17
W	24	at New York Jets (62,936)/N–28	21
L	17	Kansas City (45,306)–**MN**/D–6	26
W	24	Atlanta (44,584)/D–12	3
W	31	Detroit (45,580)/D–19	27
	300		**216**

NFC PLAYOFF - DEC. 26

(at San Francisco – Candlestick Park)

W	24	Washington (45,327)	20

NFC CHAMPIONSHIP - JAN. 2

(at Irving – Texas Stadium)

L	3	Dallas (63,409)	14

+ –First 49ers' regular season game at Candlestick Park.

1972 (8-5-1/8-6-1)

NFC West Champions

Dick Nolan, Coach

W	34	San Diego (56,906)/S–17	3
L	20	at Buffalo (45,825)/S–24	27
W	37	at New Orleans (69,840)/O–1	2
L	7	at Los Angeles Rams (77,382)/O–8	31
L	17	New York Giants (53,284)/O–15	23
T	20	New Orleans (53,571)/O–22	20
W	49	at Atlanta (58,850)/O–29	14
L	24	at G.B. in Milwaukee (47,897)/N–5	34
W	24	Baltimore (57,225)/N–12	21
W	34	at Chicago (65,201)/N–19	21
W	31	–at Dallas (65,214)–**THU** (Thanksgiving Day)/N–23	10
L	16	Los Angeles Rams (60,175)–**MN**/D–4	26
W	20	Atlanta (57,523)/D–10	0
W	20	Minnesota (58,502)/D–16	17
	353		**249**

NFC PLAYOFF - DEC. 23

(at San Francisco – Candlestick Park)

L	28	Dallas (59,746)	30

1973 (5-9)

Dick Nolan, Coach

L	13	at Miami (68,275)/S–16	21
W	36	at Denver (50,966)/S–23	34
L	20	Los Angeles Rams (57,487)/S–30	40
W	13	at Atlanta (58,850)/O–7	9
L	13	Minnesota (56,438)/O–14	17
W	40	New Orleans (52,881)/O–21	0
L	3	Atlanta (56,825)/O–28	17
L	20	at Detroit (49,531)/N–4	30
L	9	at Washington (54,381)/N–11	33
L	13	at Los Angeles Rams (78,358)/N–18	31
W	20	Green Bay (49,244)–**MN**/N–26	6
W	38	Philadelphia (51,155)/D–2	28
L	10	at New Orleans (62,490)/D–9	16
L	14	Pittsburgh (52,752)/D–15	37
	262		**319**

1974 (6-8)

Dick Nolan, Coach

W	17	at New Orleans (65,071)/S–15	13
W	16	at Atlanta (47,686)/S–22	10
L	3	Cincinnati (49,895)/S–29	21
L	9	St. Louis (47,675)/O–6	34
L	13	at Detroit (45,199)–**MN**/O–14	17
L	14	at Los Angeles Rams (74,070)/O–20	37
L	24	Oakland Raiders (58,524)/O–27	35
L	13	Los Angeles Rams (57,526)–**MN**/N–4	15
L	14	at Dallas (50,018)/N–10	20
W	34	at Chicago (42,731)/N–17	0
W	27	Atlanta (45,435)/N–24	0
L	0	at Cleveland (24,559)/D–1	7
W	7	Green Bay (45,475)/D–8	6
W	35	New Orleans (40,418)/D–15	21
	226		**236**

1975 (5-9)

Dick Nolan, Coach

L	17	at Minnesota (48,418)/S–21	27
L	14	Los Angeles Rams (55,072)/S–28	23
W	20	at Kansas City (54,490)/O–5	3
L	3	Atlanta (43,719)/O–12	17
W	35	New Orleans (39,654)/O–19	21
L	16	at New England (60,358)/O–26	24
L	17	Detroit (42,683)/N–2	28
W	24	at Los Angeles Rams (78,995)/N–9	23
W	31	Chicago (41,319)/N–16	3
W	16	at New Orleans (40,328)/N–23	6
L	17	at Philadelphia (56,694)/N–30	27
L	13	Houston (43,767)/D–7	27
L	9	at Atlanta (38,501)/D–14	31
L	23	New York Giants (33,939)/D–21	26
	255		**286**

1976 (8-6)

Monte Clark, Coach

W	26	at Green Bay (54,628)/S–12	14
L	12	Chicago (44,158)/S–19	19
W	37	at Seattle (59,108)/S–26	21
W	17	New York Jets (42,961)/O–3	6
W	16	at Los Angeles Rams (84,483)–**MN**/O–11	0
W	33	New Orleans (43,160)/O–17	3
W	15	Atlanta (50,240)–**SN**/O–23	0
L	20	at St. Louis (50,365)/O–31	(OT) 23
L	21	Washington (56,134)/N–7	24
L	16	at Atlanta (20,058)/N–14	21
L	3	Los Angeles Rams (57,909)/N–21	23
W	20	Minnesota (56,775)–**MN**/N–29	16
L	7	at San Diego (33,539)/D–5	(OT) 13
W	27	at New Orleans (42,536)/D–12	7
	270		**190**

1977 (5-9)

Ken Meyer, Coach

L	0	at Pittsburgh (48,046)–**MN**/S–19	27
L	15	Miami (40,503)/S–25	19
L	14	at Los Angeles Rams (55,466)/O–2	34
L	0	Atlanta (38,009)/O–9	7
L	17	at New York Giants (70,366)/O–16	20
W	28	Detroit (39,392)/O–23	7
W	20	Tampa Bay (34,750)/O–30	10
W	10	at Atlanta (46,577)/N–6	3
W	10	at New Orleans (41,564)/N–13	(OT) 7
L	10	Los Angeles Rams (56,779)/N–20	23
W	20	New Orleans (33,702)/N–27	17
L	27	at Minnesota (40,745)/D–4	28
L	35	Dallas (55,848)–**MN**/D–12	42
L	14	at G.B. in Milwaukee (44,902)/D–18	16
	220		**260**

1978 (2-14)

Coach*

L	7	at Cleveland (68,973)/S–3	24
L	13	Chicago (49,502)/S–10	16
L	19	at Houston (46,161)/S–17	20
L	10	at New York Giants (71,536)/S–24	27
W	28	Cincinnati (41,107)/O–1	12
L	10	at Los Angeles Rams (59,337)/O–8	27
L	7	New Orleans (37,671)/O–15	14
L	17	Atlanta (34,133)/O–22	20
L	20	at Washington (53,706)/O–29	38
L	10	at Atlanta (55,468)/N–5	21
L	10	St. Louis (33,155)/N–12	16
L	28	Los Angeles Rams (45,022)/N–19	31
L	7	Pittsburgh (51,657)–**MN**/N–27	24
L	13	at New Orleans (50,068)/D–3	24
W	6	Tampa Bay (30,931)/D–10	3
L	14	at Detroit (56,674)/D–17	33
	219		**350**

* Pete McCulley was fired after 9 games and Fred O'Connor was appointed his successor.

1979 (2-14)

Bill Walsh, Coach

L	22	at Minnesota (46,539)/S–2	28
L	13	Dallas (56,728)/S–9	21
L	24	at Los Angeles Rams (44,303)/S–16	27
L	21	New Orleans (39,727)/S–23	30
L	9	at San Diego (50,893)/S–30	31
L	24	Seattle (44,592)/O–7	35
L	16	at New York Giants (70,352)/O–14	32
W	20	Atlanta (33,952)/O–21	15
L	27	Chicago (42,773)/O–28	28
L	10	at Oakland Raiders (52,764)/N–4	23
L	20	at New Orleans (65,551)/N–11	31
L	28	Denver (42,910)/N–18	38
L	20	Los Angeles Rams (49,282)/N–25	26
L	10	at St. Louis (41,593)/D–2	13
W	23	Tampa Bay (44,506)/D–9	7
L	21	at Atlanta (37,211)/D–16	31
	308		**416**

1980 (6-10)

Bill Walsh, Coach

W	26	at New Orleans (58,621)/S–7	23
W	24	St. Louis (49,999)/S–14	(OT) 21
W	37	at New York Jets (50,608)/S–21	27
L	17	Atlanta (56,518)/S–28	20
L	26	at Los Angeles Rams (62,188)/O–5	48
L	14	at Dallas (63,399)/O–12	59
L	17	Los Angeles Rams (55,360)/O–19	31
L	23	Tampa Bay (51,925)/O–26	24
L	13	at Detroit (78,845)/N–2	17
L	16	at G.B. in Milwaukee (54,475)/N–9	23
L	13	at Miami (45,135)/N–16	17
W	12	New York Giants (38,574)/N–23	0
W	21	New England (45,254)/N–30	17
W	38	New Orleans (37,949)/D–7	(OT) 35
L	10	at Atlanta (55,767)/D–14	35
L	13	Buffalo (37,476)/D–21	18
	320		**415**

1981 (13-3/16-3)

NFC West Champions – World Champions

Bill Walsh, Coach

L	17	at Detroit (62,123)/S–6	24
W	28	Chicago (49,520)/S–13	17
L	17	at Atlanta (56,653)/S–20	34
W	21	New Orleans (44,433)/S–27	14
W	30	at Washington (51,843)/O–4	17
W	45	Dallas (57,574)/O–11	14
W	13	at G.B. in Milwaukee (50,171)/O–18	3
W	20	Los Angeles Rams (59,190)/O–25	17
W	17	at Pittsburgh (52,878)/N–1	14
W	17	Atlanta (59,127)/N–8	14
L	12	Cleveland (52,445)/N–15	15
W	33	at Los Angeles Rams (63,456)/N–22	31
W	17	New York Giants (57,186)/N–29	10
W	21	at Cincinnati (56,796)/D–6	3
W	28	Houston (55,707)/D–13	6
W	21	at New Orleans (43,639)/D–20	17
	357		**250**

NFC PLAYOFF - JAN. 3

(at San Francisco – Candlestick Park)

W	38	New York Giants (58,360)	24

NFC CHAMPIONSHIP - JAN. 10

(at San Francisco – Candlestick Park)

W	28	Dallas (60,525)	27

SUPER BOWL XVI - JAN. 24

(at Pontiac, Michigan – Silverdome)

W	26	Cincinnati (81,270)	21

1982 (3-6)

Bill Walsh, Coach

L	17	Los Angeles Raiders (59,748)/S–12	23
L	21	at Denver (73,899)/S–19	24
W	31	at St. Louis (38,064)/N–21	20
L	20	New Orleans (51,611)/N–28	23
W	30	at Los Angeles Rams (58,574)–**THN**/D–2	24
L	37	San Diego (51,988)–**SA**/D–11	41
L	7	Atlanta (53,234)–**SUN**/D–19	17
W	26	at Kansas City (24,319)/D–26	13
L	20	Los Angeles Rams (54,256)/J–2	21
	209		**206**

1983 (10-6/11-7)

NFC West Champions

Bill Walsh, Coach

L	17	Philadelphia (55,775)–**SA**/S–3	22
W	48	at Minnesota (58,167)–**THN**/S–8	17
W	42	at St. Louis (38,130)/S–18	27
W	24	Atlanta (57,814)/S–25	20
W	33	at New England (54,293)/O–2	13
L	7	Los Angeles Rams (59,119)/O–9	10
W	32	at New Orleans (68,134)/O–16	13
W	45	at Los Angeles Rams (66,070)/O–23	35
L	13	New York Jets (54,796)/O–30	27
L	17	Miami (57,832)/N–6	20
W	27	New Orleans (40,022)/N–13	0
L	24	at Atlanta (32,782)/N–20	28
L	3	at Chicago (40,483)/N–27	13
W	35	Tampa Bay (49,773)/D–4	21
W	23	at Buffalo (38,039)/D–11	10
W	42	Dallas (59,957)–**MN**/D–19	17
	432		**293**

NFC PLAYOFF - DEC. 31

(at San Francisco – Candlestick Park)

W	24	Detroit (58,386)–**SA**	23

NFC CHAMPIONSHIP - JAN. 8

(at Washington, DC – RFK Stadium)

L	21	Washington (55,363)	24

1984 (15-1/18-1)

NFC West Champions – World Champions

Bill Walsh, Coach

W	30	at Detroit (56,782)/S–2	27
W	37	Washington (59,707)–**MN**/S–10	31
W	30	New Orleans (57,611)/S–16	20
W	21	at Philadelphia (62,771)/S–23	9
W	14	Atlanta (57,990)/S–30	5
W	31	at New York Giants (76,112)–**MN**/O–8	10
L	17	Pittsburgh (59,110)/O–14	20
W	34	at Houston (39,900)/O–21	21
W	33	at Los Angeles Rams (65,481)/O–28	0
W	23	Cincinnati (58,234)/N–4	17
W	41	at Cleveland (60,092)/N–11	7
W	24	Tampa Bay (57,704)/N–18	17
W	35	at New Orleans (65,177)/N–25	3
W	35	at Atlanta (29,644)/D–2	17
W	51	Minnesota (56,670)–**SA**/D–8	7
W	19	Los Angeles Rams (59,743)–**FN**/D–14	16
	475		**227**

NFC PLAYOFF - DEC. 29

(at San Francisco – Candlestick Park)

W	21	New York Giants (60,303)–**SA**	10

NFC CHAMPIONSHIP - JAN. 6

(at San Francisco – Candlestick Park)

W	23	Chicago (61,040)	0

SUPER BOWL XIX - JAN. 20

(at Palo Alto, California – Stanford Stadium)

W	38	Miami (84,059)	16

1985 (10-6/10-7)

Bill Walsh, Coach

L	21	at Minnesota (57,375)/S–8	28
W	35	Atlanta (58,923)/S–15	16
W	34	at Los Angeles Raiders (87,006)/S–22	10
L	17	New Orleans (58,053)/S–29	20
W	38	at Atlanta (44,740)/O–6	17
L	10	Chicago (60,523)/O–13	26
L	21	at Detroit (67,715)/O–20	23
W	28	at Los Angeles Rams (65,939)/O–27	14
W	24	Philadelphia (58,383)/N–3	13
L	16	at Denver (73,173)–**MN**/N–11	17
W	31	Kansas City (56,447)/N–17	3
W	19	Seattle (57,482)–**MN**/N–25	6
W	35	at Washington (51,321)/D–1	8
L	20	Los Angeles Rams (60,581)–**MN**/D–9	27
W	31	at New Orleans (46,065)/D–15	19
W	31	Dallas (60,114)/D–22	16
	411		**263**

NFC WILD CARD - DEC. 28

(at Meadowlands, N.J. – Giants Stadium)

L	3	New York Giants (75,842)–**SA**	17

1986 (10-5-1/10-6-1)

NFC West Champions

Bill Walsh, Coach

W	31	at Tampa Bay (50,780)/S–7	7
L	13	at Los Angeles Rams (65,195)/S–14	16
W	26	New Orleans (58,297)/S–21	17
W	31	at Miami (70,264)/S–28	17
W	35	Indianapolis (57,252)/O–5	14
L	24	Minnesota (58,637)/O–12	(OT) 27
T	10	at Atlanta (55,306)/O–19	(OT) 10
W	31	at G.B. in Milwaukee (50,557)/O–26	17
L	10	at New Orleans (52,234)/N–2	23
W	43	St. Louis (59,172)/N–9	17
L	6	at Washington (54,774)–**MN**/N–17	14
W	20	Atlanta (58,747)/N–23	0
L	17	New York Giants (59,777)–**MN**/D–1	21
W	24	New York Jets (58,091)/D–7	10
W	29	at New England (60,787)/D–14	24
W	24	Los Angeles Rams (60,266)–**FN**/D–19	14
	374		**247**

NFC PLAYOFF - JAN. 4

(at Meadowlands, N.J. – Giants Stadium)

L	3	New York Giants (76,034)	49

1987 (13-2/13-3)

NFC West Champions

Bill Walsh, Coach

L	17	at Pittsburgh (55,735)/S–13	30
W	27	at Cincinnati (53,498)/S–20 *Philadelphia/S–27	26
W	41	at New York Giants (16,471)–**MN**/O–5	21
W	25	at Atlanta (8,684)/O–11	17
W	34	St. Louis (38,094)/O–18	28
W	24	at New Orleans (60,497)/O–25	22
W	31	at Los Angeles Rams (55,328)/N–1	10
W	27	Houston (59,740)/N–8	20
L	24	New Orleans (60,436)/N–15	26
W	24	at Tampa Bay (63,211)/N–22	10
W	38	Cleveland (60,243)–**SUN**/N–29	24
W	23	at Green Bay (51,118)/D–6	12
W	41	Chicago (63,509)–**MN**/D–14	0
W	35	Atlanta (54,698)/D–20	7
W	48	Los Angeles Rams (57,953)–**SUN**/D–27	0
	459		**253**

NFC PLAYOFF -JAN. 9

(at San Francisco – Candlestick Park)

L	24	Minnesota (62,547)–**SA**	36

* Game canceled due to NFL players' strike.

1988 (10-6/13-6)

NFC West Champions – World Champions

Bill Walsh, Coach

W	34	at New Orleans (66,357)/S–4	33
W	20	at New York Giants (75,948)/S–11	17
L	17	Atlanta (60,168)/S–18	34
W	38	at Seattle (62,382)/S–25	7
W	20	Detroit (58,285)/O–2	13
L	13	Denver (61,711)/O–9	(OT) 16
W	24	at L.A. Rams (65,450)/O–16	21
L	9	at Chicago (65,293)–**MN**/O–24	10
W	24	Minnesota (60,738)/O–30	21
L	23	at Phoenix (64,544)/N–6	24
L	3	L.A. Raiders (54,448)/N–13	9
W	37	Washington (59,268)–**MN**/N–21	21
W	48	at San Diego (51,484)/N–27	10
W	13	at Atlanta (44,048)/D–4	3
W	30	New Orleans (62,977)/D–11	17
L	16	L.A. Rams (62,444)–**SUN**/D–18	38
	369		**294**

NFC PLAYOFF - JAN. 1

(at San Francisco – Candlestick Park)

W	34	Minnesota (61,848)	9

NFC CHAMPIONSHIP - JAN. 8

(at Chicago – Soldier Field)

W	28	at Chicago (66,946)	3

SUPER BOWL XXIII - JAN. 22

(at Miami – Joe Robbie Stadium)

W	20	Cincinnati (75,129)	16

1989 (14-2/17-2)

NFC West Champions – World Champions

George Seifert, Coach

W	30	at Indianapolis (60,111)/S–10	24
W	20	at Tampa Bay (64,087)/S–17	16
W	38	at Philadelphia (66,042)/S–24	28
L	12	Los Angeles Rams (64,250)/O–1	13
W	24	at New Orleans (60,488)/O–8	20
W	31	at Dallas (61,077)/O–15	14
W	37	New England (70,000)/O–22+	20
W	23	at New York Jets (62,805)/O–29	10
W	31	New Orleans (60,667)–**MN**/N–6	13
W	45	Atlanta (59,914)/N–12	3
L	17	Green Bay (62,219)/N–19	21
W	34	New York Giants (63,461)–**MN**/N–27	24
W	23	at Atlanta (43,128)/D–3	10
W	30	at Los Angeles Rams (67,959)–**MN**/D–11	27
W	21	Buffalo (60,927)/D–17	10
W	26	Chicago (60,207)/D–24	0
	442		**253**

NFC PLAYOFF - JAN. 6

(at San Francisco – Candlestick Park)

W	41	Minnesota (64,585)–**SA**	13

NFC CHAMPIONSHIP - JAN. 14

(at San Francisco – Candlestick Park)

W	30	Los Angeles Rams (64,769)	3

SUPER BOWL XXIV - JAN. 28

(at New Orleans – Louisiana Superdome)

W	55	Denver (72,919)	10

+ Game played at Stanford Stadium due to Bay Area earthquake – October 17, 1989

1990 (14-2/15-3)

NFC West Champions

George Seifert, Coach

W	13	at New Orleans (68,629)–**MN**/S–10	12
W	26	Washington (64,287)/S–16	13
W	19	Atlanta (62,858)/S–23	13
–	–	BYE/S–30	–
W	24	at Houston (59,931)/O–7	21
W	45	at Atlanta (57,921)/O–14	35
W	27	Pittsburgh (64,301)/O–21	7
W	20	Cleveland (63,672)/O–28	17
W	24	at Green Bay (58,835)/N–4	20
W	24	at Dallas (62,966)–**SUN**/N–11	6
W	31	Tampa Bay (62,221)/N–18	7
L	17	Los Angeles Rams (62,633)/N–25	28
W	7	New York Giants (66,092)–**MN**/D–3	3
W	20	at Cincinnati (60,084)/D–9	(OT) 17
W	26	at Los Angeles Rams (65,619)–**MN**/D–17	10
L	10	New Orleans (60,112)/D–23	13
W	20	at Minnesota (51,590)/D–30	17
	353		**239**

NFC PLAYOFF - JAN. 12

(at San Francisco – Candlestick Park)

W	28	Washington (65,292)–**SA**	10

NFC CHAMPIONSHIP - JAN. 20

(at San Francisco – Candlestick Park)

L	13	New York Giants (66,334)	15

1991 (10-6)

George Seifert, Coach

L	14	at New York Giants (76,319)–**MN**/S–2	16
W	34	San Diego (60,753)/S–8	14
L	14	at Minnesota (59,148)/S–15	17
W	27	Los Angeles Rams (63,871)/S–22	10
L	6	at Los Angeles Raiders (91,494)/S–29	12
–	–	BYE/O–6	–
L	34	Atlanta (57,343)/O–13	39
W	35	Detroit (61,240)/O–20	3
W	23	at Philadelphia (65,796)/O–27	7
L	14	at Atlanta (51,259)/N–3	17
L	3	at New Orleans (68,591)/N–10	10
W	14	Phoenix (50,180)/N–17	10
W	33	at Los Angeles Rams (61,881)–**MN**/N–25	10
W	38	New Orleans (62,092)/D–1	24
W	24	at Seattle (56,711)/D–8	22
W	28	Kansas City (62,672)/**SA**/D–14	14
W	52	Chicago (60,419)–**MN**/D–22	14
	393		**239**

1992 (14-2/15-3)

NFC West Champions
George Seifert, Coach

W	31	at New York Giants (74,519)/S–6	14
L	31	Buffalo (64,053)/S–13	34
W	31	at New York Jets (71,020)/S–20	14
W	16	at New Orleans (68,591)–**SUN**/S–27	10
W	27	Los Angeles Rams (63,071)/O–4	24
W	24	at New England (54,126)/O–11	12
W	56	Atlanta (63,302)/O–18	17
–	–	BYE/O–25	–
L	14	at Phoenix (47,642)/N–1	24
W	41	at Atlanta (67,404)–**MN**/N–9	3
W	21	New Orleans (64,895)/N–15	20
W	27	at Los Angeles Rams (65,858)/N–22	10
W	20	Philadelphia (63,374)/N–29	14
W	27	Miami (58,474)/D–6	3
W	20	at Minnesota (60,685)/D–13	17
W	21	Tampa Bay (60,519)/D–19	14
W	24	Detroit (55,907)–**MN**/D–28	6
	431		**236**

NFC PLAYOFF - JAN. 9

(at San Francisco – Candlestick Park)

W	20	Washington (64,991)–**SA**	13

NFC CHAMPIONSHIP - JAN. 17

(at San Francisco – Candlestick Park)

L	20	Dallas (64,920)	30

1993 (10-6/11-7)

NFC West Champions
George Seifert, Coach

W	24	at Pittsburgh (57,502)/S–5	13
L	13	at Cleveland (78,218)–**MN**/S–13	23
W	37	Atlanta (63,032)/S–19	30
L	13	at New Orleans (69,041)/S–26	16
W	38	Minnesota (63,071)/O–3	19
–	–	BYE/O–10	–
L	17	at Dallas (65,099)/O–17	26
W	28	Phoenix (62,020)/O–24	14
W	40	Los Angeles Rams (63,417)/O–31	17
–	–	BYE/N–7	–
W	45	at Tampa Bay (43,835)/N–14	21
W	42	New Orleans (66,500)–**MN**/N–22	7
W	35	at Los Angeles Rams (62,143)/N–28	10
W	21	Cincinnati (60,039)–**SUN**/D–5	8
L	24	at Atlanta (64,688)–**SA**/D–11	27
W	55	at Detroit (77,052)/D–19	17
L	7	Houston (61,744)–**SA**/D–25	10
L	34	Philadelphia (61,653)–**MN**/J–3	(OT) 37
	473		**295**

NFC PLAYOFF - JAN. 15

(at San Francisco – Candlestick Park)

W	44	New York Giants (67,143)	3

NFC CHAMPIONSHIP - JAN. 23

(at Irving – Texas Stadium)

L	21	at Dallas (64,902)	38

1994 (13-3/16-3)

NFC West Champions – World Champions
George Seifert, Coach

W	44	Los Angeles Raiders (68,032)–**MN**/S–5	14
L	17	at Kansas City (79,907)/S–11	24
W	34	at Los Angeles Rams (56,479)/S–18	19
W	24	New Orleans (63,971)/S–25	13
L	8	Philadelphia (64,843)/O–2	40
W	27	at Detroit (77,340)/O–9	21
W	42	at Atlanta (67,298)/O–16	3
W	41	Tampa Bay (62,741)/O–23	16
–	–	BYE/O–30	–
W	37	at Washington (54,335)/N–6	22
W	21	Dallas (69,014)/N–13	14
W	31	Los Angeles Rams (62,774)–**SUN**/N–20	27
W	35	at New Orleans (61,304)–**MN**/N–28	14
W	50	Atlanta (60,549)/D–4	14
W	38	at San Diego (62,105)–**SA**/D–11	15
W	42	Denver (64,884)–**SA**/D–18	19
L	14	at Minnesota (63,326)–**MN**/D–26	21
	505		**296**

NFC PLAYOFF - JAN. 7

(at San Francisco – Candlestick Park)

W	44	Chicago (64,644)–**SA**	15

NFC CHAMPIONSHIP - JAN. 15

(at San Francisco – Candlestick Park)

W	38	Dallas (69,125)	28

SUPER BOWL XXIX - JAN. 29

(at Miami – Joe Robbie Stadium)

W	49	San Diego (74,107)	26

1995 (11-5/11-6)

NFC West Champions
George Seifert, Coach

W	24	at New Orleans (66,627)/S–3	22
W	41	Atlanta (63,627)/S–10	10
W	28	New England (66,179)/S–17	3
L	24	at Detroit (76,236)–**MN**/S–25	27
W	20	New York Giants (65,536)/O–1	6
–	–	BYE/O–8	–
L	17	at Indianapolis (60,273)/O–15	18
W	44	at St. Louis Rams (59,915)/O–22	10
L	7	New Orleans (65,272)/O–29	11
L	7	Carolina (61,722)/N–5	13
W	38	at Dallas (65,180)/N–12	20
W	44	at Miami (73,080)–**MN**/N–20	20
W	41	St. Louis Rams (66,049)/N–26	13
W	27	Buffalo (65,568)–**SUN**/D–3	17
W	31	at Carolina (76,136)/D–10	10
W	37	Minnesota (64,975)–**MN**/D–18	30
L	27	at Atlanta (51,785)/D–24	28
	457		**258**

NFC PLAYOFF - JAN. 6
(at San Francisco – 3Com Park)

L	17	Green Bay (69,311)–**SA**	**27**

1996 (12-4/13-5)

George Seifert, Coach

W	27	New Orleans (63,970)/S–1	11
W	34	St. Louis (63,624)/S–8	0
–	–	BYE/S–15	–
L	7	at Carolina (72,224)/S–22	23
W	39	Atlanta (62,995)/S–29	17
W	28	at St. Louis (61,260)/O–6	11
L	20	at Green Bay (60,716)–**MN**/O–14	(OT) 23
W	28	Cincinnati (63,218)/O–20	21
W	10	at Houston (53,664)/O–27	9
W	24	at New Orleans (53,297)–**SUN**/N–3	17
L	17	Dallas (68,919)/N–10	(OT) 20
W	38	Baltimore (51,597)/N–17	20
W	19	at Washington (54,235)/N–24	(OT) 16
W	34	at Atlanta (46,318)–**MN**/D–2	10
L	24	Carolina (66,291)/D–8	30
W	25	at Pittsburgh (59,823)/D–15	15
W	24	Detroit (61,921)–**MN**/D–23	14
	398		**257**

NFC WILD CARD - DEC. 29
(at San Francisco – 3Com Park)

W	14	Philadelphia (56,460)	0

NFC PLAYOFF - JAN. 4
(at Green Bay – Lambeau Field)

L	14	Green Bay (60,787)	35

1997 (13-3/14-4)

NFC West Champions
Steve Mariucci, Coach

L	6	at Tampa Bay (62,554)/A–31	13
W	15	at St. Louis (64,630)/S–7	12
W	33	New Orleans (61,838)/S–14	7
W	34	Atlanta (60,404)/S–21	7
W	34	at Carolina (70,972)–**MN**/S–29	21
–	–	BYE/O–5	–
W	30	St. Louis (63,825)/O–12	10
W	35	at Atlanta (53,378)/O–19	28
W	23	at New Orleans (60,443)/O–26	0
W	17	Dallas (68,657)/N–2	10
W	24	at Philadelphia (67,133)–**MN**/N–10	12
W	27	Carolina (61,500)/N–16	19
W	17	San Diego (61,195)/N–23	10
L	9	at Kansas City (77,535)/N–30	44
W	28	Minnesota (55,761)/D–7	17
W	34	Denver (68,461)–**MN**/D–15	17
L	9	at Seattle (66,253)–**SUN**/D–21	38
	375		**265**

NFC PLAYOFF - JAN. 3
(at San Francisco – 3Com Park)

W	38	Minnesota (65,018)–**SA**	22

NFC CHAMPIONSHIP - JAN. 11
(at San Francisco – 3Com Park)

L	10	Green Bay (68,987)	23

1998 (12-4/13-5)

Steve Mariucci, Coach

W	36	New York Jets (64.419)/S–6	(OT) 30
W	45	at Washington (76,798)–**MN**/S–14	10
–	–	BYE/S–20	–
W	31	Atlanta (62,296)/S–27	20
L	21	at Buffalo (76,615)/O–4	26
W	31	at New Orleans (62,811)/O–11	0
W	34	Indianapolis (68,486)/O–18	31
W	28	at St. Louis (58,563)/O–25	10
L	22	at Green Bay (59, 794)/N–1	36
W	25	Carolina (68,572)/N–8	23
L	19	at Atlanta (69,828)/N–15	31
W	31	New Orleans (68,429)–**SUN**/N–22	20
W	31	New York Giants (68,212)–**MN**/N–30	7
W	31	at Carolina (63,332)/D–6	(OT) 28
W	35	Detroit (68,585)–**MN**/D–14	13
L	21	at New England (59,153)/D–20	24
W	38	St. Louis (68,386)/D–27	19
	479		**328**

NFC WILD CARD - JAN. 3
(at San Francisco – 3Com Park)

W	30	Green Bay (66,506)	27

NFC PLAYOFF- JAN. 9
(at Atlanta – Georgia Dome)

L	18	Atlanta (70,262)–**SA**	20

1999 (4-12)

Steve Mariucci, Coach

L	3	at Jacksonville (68,678)/S–12	41
W	28	New Orleans (67,685)/S–19	21
W	24	at Arizona (71,200)–**MN**/S–27	10
W	24	Tennessee (67,447)/O–3	22
L	20	at St. Louis (65,872)/O–10	42
L	29	Carolina (68,151)/O–17	31
L	16	at Minnesota (64,109)/O–24	40
–	–	BYE/O–31	–
L	6	Pittsburgh (68,657)/N–7	27
L	6	at New Orleans (52,198)/N–14	24
L	7	St. Louis (68,193)/N–21	23
L	3	Green Bay (68,304)–**MN**/N–29	20
L	30	at Cincinnati (53,463)/D–5	44
W	26	Atlanta (67,465)/D–12	7
L	24	at Carolina (62,373)/D–18	41
L	20	Washington (68,329)–**SUN**/D–26	(OT) 26
L	29	at Atlanta (57,980)–**MN**/J–3	34
	295		**453**

2000 (6-10)

Steve Mariucci, Coach

L	28	at Atlanta (54,626)/S–3	36
L	22	Carolina (66,879)/S–10	38
L	24	at St. Louis (65,945)/S–17	41
W	41	at Dallas (64,127)/S–24	24
W	27	Arizona (66,985)/O–1	20
L	28	Oakland (68,344)/O–8	(OT) 34
L	28	at Green Bay (59,870)/O–15	31
L	16	at Carolina (73,169)/O–22	34
L	24	St. Louis (68,109)/O–29	34
L	15	at New Orleans (64,900)/N–5	31
W	21	Kansas City (68,002)/N–12	7
W	16	Atlanta (67,447)/N–19	6
–	–	BYE/N–26	–
W	45	at San Diego (57,255)/D–3	17
L	27	New Orleans (67,892)/D–10	31
W	17	Chicago (68,306)/D–17	0
L	9	at Denver (76,098)/D–23	38
	388		**422**

2001 (12-4/12-5)

Steve Mariucci, Coach

W	16	Atlanta (65,989)/S–9	(OT) 13
L	26	St. Louis (67,536)/S–23	30
W	19	at New York Jets (78,722)–**MN**/O–1	17
W	24	Carolina (66,944)–**SUN**/O–7	14
W	37	at Atlanta (48,100)/O–14	(OT) 31
–	–	BYE/O–21	–
L	31	at Chicago (66,944)/O–28	(OT) 37
W	21	Detroit (67,605)/N–4	13
W	28	New Orleans (68,083)/N–11	27
W	25	at Carolina (72,665)/N–18	(OT) 22
W	40	at Indianapolis (56,393)/N–25	21
W	35	Buffalo (67,252)–**SUN**/D–2	0
L	14	at St. Louis (66,218)/D–9	27
W	21	Miami (68,223)/D–16	0
W	13	Philadelphia (68,124)/D–22	3
L	21	at Dallas (64,366)/D–30	27
W	38	at New Orleans (70,020)/J–6	0
	409		**282**

NFC WILD CARD - JAN. 13

(at Green Bay – Lambeau Field)

L	15	at Green Bay (59,825)	25

2002 (10-6/11-7)

NFC West Champions
Steve Mariucci, Coach

W	16	at New York Giants (78,748)–**THN**/S–5	13
L	14	Denver (67,685)/S–15	24
W	20	Washington (67,541)/S–22	10
–	–	BYE/S–29	–
W	37	St. Louis (67,853)/O–6	13
W	28	at Seattle (66,420)–**MN**/O–14	21
L	27	at New Orleans (67,903)/O–20	35
W	38	Arizona (67,173)/O–27	28
W	23	at Oakland (62,660)/N–3	(OT) 20
W	17	Kansas City (67,881)/N–10	13
L	17	at San Diego (67,161)/N–17	(OT) 20
L	17	Philadelphia (67,919)–**MN**/N–25	38
W	31	Seattle (67,594)/D–1	24
W	31	at Dallas (64,097)/D–8	27
L	14	Green Bay (67,947)/D–15	20
W	17	at Arizona (44,051)/D–21	14
L	21	at St. Louis (66,118)–**MN**/D–30	30
	367		**351**

NFC WILD CARD - JAN. 5

(at San Francisco – 3Com Park)

W	39	New York Giants (66,318)	38

NFC PLAYOFF - JAN. 12

(at Tampa Bay – Raymond James Stadium)

L	6	at Tampa Bay (65,599)	31

2003 (7-9)

Dennis Erickson, Coach

W	49	Chicago (67,554)/S–7	7
L	24	at St. Louis (65,990)/S–14	(OT) 27
L	12	Cleveland (67,412)/S–21	13
L	7	at Minnesota (64,111)/S–28	35
W	24	Detroit (67,365)/O–5	17
L	19	at Seattle (66,437)–**SUN**/O–12	20
W	24	Tampa Bay (67,809)/O–19	7
L	13	at Arizona (40,824)/O–26	(OT) 16
W	30	St. Louis (67,812)/N–2	10
–	–	BYE/N–9	–
W	30	Pittsburgh (67,877)–**MN**/N–17	14
L	10	at Green Bay (70,250)/N–23	20
L	6	at Baltimore (69,549)/N–30	44
W	50	Arizona (66,975)/D–7	14
L	38	at Cincinnati (64,666)/D–14	41
W	31	at Philadelphia (67,866)/D–21	(OT) 28
L	17	Seattle (67,840)/D–27	24
	384		**337**

2004 (2-14)

Dennis Erickson, Coach

L	19	Atlanta (65,584)/S–12	21
L	27	at New Orleans (64,900)/S–19	30
L	0	at Seattle (66,709)/S–26	34
L	14	St. Louis (66,696)–**SUN**/O–3	24
W	31	Arizona (62,836)/O–10	(OT) 28
L	14	at New York Jets (78,189)/O–17	22
–	–	BYE/O–24	–
L	13	at Chicago (62,054)–**SUN**/O–31	23
L	27	Seattle (64,423)/N–7	42
L	27	Carolina (63,618)/N–14	37
L	3	at Tampa Bay (65,234)/N–21	35
L	17	Miami (66,156)/N–28	24
L	6	at St. Louis (65,793)/D–5	16
W	31	at Arizona (35,069)/D–12	(OT) 28
L	16	Washington (65,710)–**SA**/D–19	26
L	7	Buffalo (63,248)/D–26	41
L	7	at New England (68,756)/J–2	21
	259		**452**

2005 (4-12)

Mike Nolan, Coach

W	28	St. Louis (67,918)/S–11	25
L	3	at Philadelphia (67,727)/S–18	42
L	31	Dallas (68,247)/S–25	34
L	14	at Arizona in MC (103,467)–**SUN**/O–2	31
L	3	Indianapolis (68,084)/O–9	28
–	–	BYE/O–16	–
L	17	at Washington (90,224)/O–23	52
W	15	Tampa Bay (63,358)/O–30	10
L	6	New York Giants (63,820)/N–6	24
L	9	at Chicago (62,153)/N–13	17
L	25	Seattle (63,590)/N–20	27
L	22	at Tennessee (69,149)/N–27	33
L	10	Arizona (60,439)/D–4	17
L	3	at Seattle (66,690)/D–11	41
L	9	at Jacksonville (64,764)/D–18	10
W	24	at St. Louis (65,473)/D–24	20
W	20	Houston (67,970)/J–1	(OT) 17
	239		**428**

2006 (7-9)

Mike Nolan, Coach

L	27	at Arizona (63,407)/S–10	34
W	20	St. Louis (67,791)/S–17	13
L	24	Philadelphia (68,166)/S–24	38
L	0	at Kansas City (77,609)/O–1	41
W	34	Oakland (68,368)/O–8	20
L	19	San Diego (68,137)/O–15	48
–	–	BYE/O–22	–
L	10	at Chicago (62,200)/O–29	41
W	9	Minnesota (68,088)/N–5	3
W	19	at Detroit (60,707)/N–12	13
W	20	Seattle (68,367)/N–19	14
L	17	at St. Louis (65,517)/N–26	20
L	10	at New Orleans (68,241)/D–3	34
L	19	Green Bay (68,539)/D–10	30
W	24	at Seattle (67,650)–**THN**/D–14	14
L	20	Arizona (67,751)/D–24	26
W	26	at Denver (75,555)/D–31	(OT) 23
	298		**412**

2007 (5-11)

Mike Nolan, Coach

W	20	Arizona (68,111)–**MN**/S–10	17
W	17	at St. Louis (65,295)/S–16	16
L	16	at Pittsburgh (64,313)/S–23	37
L	3	Seattle (67,651)–S–30	23
L	7	Baltimore (67,885)–0–7	9
–	–	BYE/O–14	–
L	15	at New York Giants (78,912)/O–21	33
L	10	New Orleans (68,244)/O–28	31
L	16	at Atlanta (66,049)/N–4	20
L	0	at Seattle (68,331)–**MN**/N–12	24
L	9	St. Louis (68,039)/N–18	13
W	37	at Arizona (64,483)/N–25	(OT) 31
L	14	at Carolina (73,191)/D–2	31
L	7	Minnesota (68,050)/D–9	27
W	20	Cincinnati (68,053)–**SAT**/D–15	13
W	21	Tampa Bay (68,193)/D–23	19
L	7	at Cleveland (73,041)/D–30	20
	219		**364**

2008 (7-9)

Coach*

L	13	Arizona (67,186)/S–7	23
W	33	at Seattle (67,951)/S–14	(OT) 30
W	31	Detroit (67,249)/S–21	13
L	17	at New Orleans (70,008)/S–28	31
L	21	New England (67,650)/O–5	30
L	26	Philadelphia (67,640)/O–12	40
L	17	at New York Giants (78,676)/O–19	29
L	13	Seattle (67,504)/O–26	34
–	–	BYE/N–2	–
L	24	at Arizona (64,519)–**MN**/N–10	29
W	35	St. Louis (67,573)/N–16	16
L	22	at Dallas (63,272)/N–23	35
W	10	at Buffalo (70,988)/N–30	3
W	24	New York Jets (67,782)/D–7	14
L	9	at Miami (65,893)/D–14	14
W	17	at St. Louis (54,948)/D–21	16
W	27	Washington (67,519)/D–28	24
	339		**381**

* Mike Nolan was fired after 7 games and Mike Singletary was appointed his successor.

49ERS PRIMETIME GAMES

(National Football League - 1970-Present)

49ERS PRIMETIME RECORDS

Prime Time	56–29 (home – 33–13, road – 23–16)	Friday Nights	2–0 (home – 2–0)
Monday Nights	38–24 (home – 21–10, road – 17–14)	Saturday Nights	1–2 (home – 1–0, road – 0–2)
Sunday Nights	11–8 (home – 8–4, road – 3–4)	Games After Monday	36–17 (home – 28–5, road – 8–12)
Thursday Nights	4–0 (home – 1–0, road – 3–0)	Games After Monday Win	23–10 (home – 16–3, road – 7–7)
Thanksgiving Day	2–0–1 (road – 2–0–1)	Games After Monday Loss	13–7 (home – 12–2, road – 1–5)

49ERS ON MONDAY NIGHTS

YEAR	DATE	OPPONENT	SCORE	W/L	ATTEND.
2008	Nov. 10	at Ari.	24–29	L	64,519
2007	Sept. 10	Ari.	20–17	W	68,111
	Nov. 12	at Sea.	0–24	L	68,331
2003	Nov. 17	Pit.	30–14	W	67,877
2002	Oct. 14	at Sea.	28–21	W	66,420
	Nov. 25	Phi.	17–38	L	67,919
	Dec. 30	at StL	21–30	L	66,118
2001	Oct. 1	at N.Y. Jets	19–17	W	78,722
1999	Sept. 27	at Ari.	24–10	W	72,100
	Nov. 29	G.B.	3–20	L	68,304
	Jan. 3,	at Atl.	29–34	L	57,980
1998	Sept. 14	at Was.	45–10	W	76,798
	Nov. 30	N.Y. Giants	31–7	W	68,212
	Dec. 14	Det.	35–13	W	68,585
1997	Sept. 29	at Car.	34–21	W	70,972
	Nov. 10	at Phi.	24–12	W	67,133
	Dec. 15	Den.	34–17	W	68,461
1996	Oct. 14	at G.B.	20–23 (OT)	L	60,716
	Dec. 2	at Atl.	34–10	W	46,318
	Dec. 23	Det.	24–14	W	61,921
1995	Sept. 25	at Det.	24–27	L	76,236
	Nov. 20	at Mia.	44–20	W	73,080
	Dec. 18	Min.	37–30	W	64,975
1994	Sept. 5	L.A. Raiders	44–14	W	68,032
	Nov. 28	at N.O.	35–14	W	61,304
	Dec. 26	at Min.	14–21	L	63,326
1993	Sept. 13	at Cle.	13–23	L	78,218
	Nov. 22	N.O.	42–7	W	66,500
	Jan. 3	Phi.	34–37 (OT)	L	61,653
1992	Nov. 9	at Atl.	41–3	W	67,404
	Dec. 28	Det.	24–6	W	55,907
1991	Sept. 2	at N.Y. Giants	14–16	L	76,319
	Nov. 25	at L.A. Rams	33–10	W	61,881
	Dec. 22	Chi.	52–14	W	60,419
1990	Sept. 10	at N.O.	13–12	W	68,629
	Dec. 3	N.Y. Giants	7–3	W	66,092
	Dec. 17	at L.A. Rams	26–10	W	65,619
1989	Nov. 6	N.O.	31–13	W	63,461
	Nov. 27	N.Y. Giants	34–24	W	63,461
	Dec. 11	at L.A. Rams	30–27	W	67,959
1988	Oct. 24	at Chi.	9–10	L	65,293
	Nov. 21	Was.	37–21	W	59,268
1987	Oct. 5	at N.Y. Giants	41–21	W	16,471
	Dec. 14	Chi.	41–0	W	63,509
1986	Nov. 17	at Was.	6–14	L	54,774
	Dec. 1	N.Y. Giants	17–21	L	59,777
1985	Nov. 11	at Den.	16–17	L	73,173
	Nov. 25	Sea.	19–6	W	57,482
	Dec. 9	L.A. Rams	20–27	L	60,581
1984	Sept. 10	Was.	37–31	W	59,707
	Oct. 8	at N.Y. Giants	31–10	W	76,112
1983	Dec. 19	Dal.	42–17	W	59,957
1978	Nov. 27	Pit.	7–24	L	51,657
1977	Sept. 19	at Pit.	0–27	L	48,046
	Dec. 12	Dal.	35–42	L	55,848
1976	Oct. 11	at L.A. Rams	16–0	W	84,483
	Nov. 29	Min.	20–16	W	56,775
1974	Oct. 14	at Det.	13–17	L	45,199
	Nov. 4	L.A. Rams	13–15	L	57,526
1973	Nov. 26	G.B.	20–6	W	49,244
1972	Dec. 4	L.A. Rams	16–26	L	60,175
1971	Dec. 6	K.C.	17–26	L	45,306

49ERS ON SUNDAY NIGHTS

YEAR	DATE	OPPONENT	SCORE	W/L	ATTEND.
2005	Oct. 2	at Ari (M.C.)	14–31	L	103,467
2004	Oct. 3	StL	14–24	L	66,696
	Oct. 31	at Chi.	13–23	L	62,054
2003	Oct. 12	at Sea.	19–20	L	66,437
2001	Oct. 7	Car.	24–14	W	66,944
	Dec. 2	Buf.	35–0	W	67,252
1999	Dec. 26	Was.	20–26 (OT)	L	68,329
1998	Nov. 22	N.O.	31–20	W	68,429
1997	Dec. 21	at Sea.	9–38	L	66,253
1996	Nov. 3	at N.O.	24–17	W	53,297
1995	Dec. 3	Buf.	27–17	W	65,568
1994	Nov. 20	L.A. Rams	31–27	W	62,774
1993	Dec. 5	Cin.	21–8	W	60,039
1992	Sep. 27	at N.O.	16–10	W	68,591
1990	Nov. 11	at Dal.	24–6	W	62,966
1988	Dec. 18	L.A. Rams	16–38	L	62,444
1987	Nov. 29	Cle.	38–24	W	60,243
	Dec. 27	L.A. Rams	48–0	W	57,953
1982	Dec. 19	Atl.	7–17	L	53,234

49ERS ON THURSDAY NIGHTS

YEAR	DATE	OPPONENT	SCORE	W/L	ATTEND.
2006	Dec. 14	at Sea.	24–14	W	67,650
2002	Sep. 5	at N.Y. Giants	16–13	W	78,748
1983	Sep. 8	at Min.	48–17	W	58,167
1982	Dec. 2	L.A. Rams	30–24	W	58,574

49ERS ON THURSDAY THANKSGIVING DAY GAMES

YEAR	DATE	OPPONENT	SCORE	W/L	ATTEND.
1972	Nov. 23	at Dal.	31–10	W	65,214
1969	Nov. 27	at Dal.	24–24	T	62,348
1966	Nov. 24	at Det.	41–14	W	53,181

49ERS ON FRIDAY NIGHTS

YEAR	DATE	OPPONENT	SCORE	W/L	ATTEND.
1986	Dec. 19	L.A. Rams	24–14	W	60,266
1984	Dec. 14	L.A. Rams	19–16	W	59,743

49ERS ON SATURDAY NIGHTS

YEAR	DATE	OPPONENT	SCORE	W/L	ATTEND.
2007	Dec. 13	vs. Cin.	20–13	W	68,053
1999	Dec. 18	at Car.	24–41	L	62,373
1993	Dec. 11	at Atl.	24–27	L	64,688

49ERS OVERTIME GAMES

(National Football League - 1976-Present)

October 31, 1976 – Cardinals 23, 49ers 20 (STL)
December 5, 1976 – Chargers 13, 49ers 7 (SD)
November 13, 1977 – 49ers 10, Saints 7 (NO)
September 14, 1980 – 49ers 24, Cardinals 21 (SF)
December 7, 1980 – 49ers 38, Saints 35 (SF)
October 12, 1986 – Vikings 27, 49ers 24 (SF)
October 19, 1986 – 49ers 10, Falcons 10 (ATL)
October 9, 1988 – Broncos 16, 49ers 13 (SF)
December 9, 1990 – 49ers 20, Bengals 17 (CIN)
January 3, 1994 – Eagles 37, 49ers 34 (SF)
October 14, 1996 – Packers 23, 49ers 20 (GB)
November 10, 1996 – Cowboys 20, 49ers 17 (SF)
November 24, 1996 – 49ers 19, Redskins 16 (WAS)
September 6, 1998 – 49ers 36, Jets 30 (SF)
December 6, 1998 – 49ers 31, Panthers 28 (CAR)
December 26, 1999 – Redskins 26, 49ers 20 (SF)
October 8, 2000 – Raiders 34, 49ers 28 (SF)
September 9, 2001 – 49ers 16, Falcons 13 (SF)
October 14, 2001 – 49ers 37, Falcons 31 (ATL)
October 28, 2001 – Bears 37, 49ers 31 (CHI)
November 18, 2001 – 49ers 25, Panthers 22 (CAR)
November 3, 2002 – 49ers 23, Raiders 20 (OAK)
November 17, 2002 – Chargers 20, 49ers 17 (SD)
September 14, 2003 – Rams 27, 49ers 24 (STL)
October 26, 2003 – Cardinals 16, 49ers 13 (ARI)
December 21, 2003 – 49ers 31, Eagles 28 (PHI)
October 10, 2004 – 49ers 31, Cardinals 28 (SF)
December 12, 2004 – 49ers 31, Cardinals 28 (ARI)
January 1, 2006 – 49ers 20, Texans 17 (SF)
December 31, 2006 – 49ers 26, Broncos 23 (DEN)
November 25, 2007 – 49ers 37, Cardinals 31 (ARI)
September 14, 2008 – 49ers 33, Seahawks 30 (SEA)

49ERS OVERTIME RECORDS

Overall Record ..... 18–13–1 (home – 6–6, road – 12–7–1)

49ERS OFFENSIVE AND DEFENSIVE RANKINGS

	OFFENSE			DEFENSE		
Year	Total	Rush	Pass	Total	Rush	Pass
1970	321.6 (2)	112.9 (17)	208.8 (1)	284.6 (13)	128.5 (18)	156.1 (9)
1971	336.1 (3)	152.1 (9)	184.1 (4)	262.8 (5)	119.1 (9)	143.6 (6)
1972	310.8 (8)	115.4 (21)	195.4 (2)	288.4 (14)	131.9 (13)	156.5 (15)
1973	301.7 (8)	124.5 (21)	177.2 (4)	309.2 (20)	140.2 (10)	169.0 (22)
1974	284.9 (14)	141.5 (11)	143.4 (19)	285.2 (12)	144.6 (18)	140.6 (6)
1975	297.0 (16)	114.1 (25)	182.9 (5)	288.7 (10)	129.6 (9)	159.1 (11)
1976	291.8 (18)	174.8 (5)	117.0 (23)	261.4 (2)	127.6 (5)	133.8 (4)
1977	256.7 (22)	149.0 (10)	107.7 (25)	247.4 (3)	133.5 (12)	113.9 (4)
1978	252.9 (27)	130.7 (21)	112.3 (25)	315.6 (21)	147.7 (17)	167.9 (18)
1979	348.3 (6)	120.8 (20)	227.6 (3)	351.3 (20)	138.3 (15)	212.9 (24)
1980	332.5 (12)	108.9 (24)	223.6 (5)	386.0 (27)	138.6 (23)	247.4 (27)
1981	342.8 (13)	121.3 (19)	221.4 (7)	297.7 (2)	120.1 (12)	177.6 (3)
1982	360.2 (3)	82.2 (28)	278.0 (2)	336.3 (21)	132.3 (21)	204.0 (16)
1983	378.4 (4)	141.1 (8)	237.3 (5)	324.2 (10)	120.9 (9)	203.3 (15)
1984	397.9 (2)	154.1 (3)	243.8 (4)	323.5 (10)	112.2 (7)	211.3 (17)
1985	370.0 (2)	139.5 (10)	230.5 (5)	324.4 (14)	105.2 (7)	219.3 (21)
1986	380.1 (3)	124.1 (10)	256.0 (2)	305.2 (6)	97.6 (3)	207.6 (17)
1987	389.8 (1)	139.8 (1)	250.0 (2)	273.0 (1)	107.4 (5)	165.6 (1)
1988	368.8 (2)	157.7 (2)	211.1 (10)	285.9 (3)	99.3 (3)	186.7 (8)
1989	391.8 (1)	122.9 (10)	268.9 (2)	288.6 (4)	86.4 (3)	202.2 (11)
1990	368.4 (2)	107.4 (18)	261.1 (2)	267.1 (3)	78.6 (2)	188.4 (12)
1991	366.1 (3)	116.3 (11)	249.8 (2)	284.6 (6)	94.5 (5)	190.1 (11)
1992	387.2 (1)	144.7 (3)	242.5 (3)	299.2 (15)	88.6 (4)	210.6 (26)
1993	402.2 (1)	133.3 (3)	268.9 (2)	312.3 (15)	112.5 (16)	199.8 (16)
1994	378.8 (2)	118.5 (6)	260.2 (4)	302.4 (8)	83.6 (2)	218.8 (17)
1995	380.4 (2)	92.4 (23)	288.0 (1)	274.9 (1)	66.3 (1)	208.6 (11)
1996	344.1 (6)	115.4 (10)	228.7 (7)	291.3 (7)	93.6 (5)	197.8 (11)
1997	319.5 (12)	123.1 (8)	196.4 (18)	250.8 (1)	85.4 (2)	165.4 (2)
1998	425.0 (1)	159.0 (1)	266.0 (2)	333.9 (23)	100.6 (9)	233.3 (29)
1999	336.3 (10)	130.9 (1)	205.3 (21)	355.4 (28)	101.2 (15)	254.3 (31)
2000	377.5 (4)	112.6 (18)	264.9 (4)	356.8 (29)	112.1 (16)	244.7 (29)
2001	355.6 (4)	140.3 (2)	215.3 (14)	309.6 (13)	98.2 (9)	211.4 (19)
2002	356.3 (8)	140.3 (6)	216.1 (14)	322.4 (14)	103.3 (7)	219.1 (22)
2003	355.4 (5)	142.4 (5)	213.0 (10)	308.0 (13)	105.6 (9)	202.4 (17)
2004	286.6 (26)	90.6 (30)	196.0 (20)	342.6 (24)	124.7 (20)	217.9 (19)
2005	224.2 (32)	105.6 (17)	118.6 (32)	391.2 (32)	114.5 (18)	276.7 (32)
2006	303.6 (26)	135.8 (6)	167.8 (29)	344.2 (26)	121.0 (19)	223.2 (26)
2007	237.3 (32)	92.3 (27)	145.0 (32)	246.2 (25)	118.5 (22)	227.7 (22)
2008	311.1 (23)	99.9 (27)	211.2 (13)	326.0 (13)	106.8 (13t)	219.2 (20)



SAN FRANCISCO 49ERS FOUNDER

Anthony J. (Tony) Morabito

Tony Morabito dedicated his life to bringing an idea to fruition that others thought preposterous – the membership of the West Coast, in general, and San Francisco, in particular, in a nation–wide professional football league.

Morabito was the sports pioneer of the West, bringing San Francisco its first major league professional team, the San Francisco 49ers, in a professional sports business that was dominated by the East Coast. Before World War II, Morabito was convinced the San Francisco Bay Area was ready for a franchise in the National Football League. The Bay Area was a mecca for college football. Fans came in droves to Kezar Stadium to see the Wonder Teams of California–Berkeley and the Wow Boys of Stanford, led by Frankie Albert. St. Mary's, Santa Clara and the University of San Francisco were also area powerhouses that regularly defeated the University of Washington and Southern California inside the walls of Kezar.

Morabito saw the rise of football in the area and presented a case to birth a professional football team in 1942 to National Football League officials, but was quickly ushered out of the meeting room with firm politeness. In the spring of 1944, he took another crack, filing an application for an expansion team in the NFL. Morabito and some of his business associates went to Chicago to present their plan in front of League Commissioner, Elmer Layden. The NFL had no teams west of Chicago, and had no plans of changing their geographical structure. Morabito was again shunned.

He was then put in touch with Arch Ward, sports editor of *The Chicago Tribune* who was trying to organize a rival league, the All–America Football Conference. Morabito told Ward to count him in.

The new league's first meeting was held on June 6, 1944 in St. Louis, D–Day in Europe. Morabito agreed to form a San Francisco franchise in a league which would not begin operations until the end of the war.

It was the right time, and Morabito knew it.

A native of San Francisco, Morabito learned the game of football on vacant lots in the North Beach sector and had some success later as a halfback at St. Ignatius High School. He went on to play for the University of Santa Clara as a freshman in 1927 but his playing career was ended shortly after by a shoulder injury. He received his diploma in 1931 in the height of the Great Depression. He got a job driving a truck for $80 a month while his father, an immigrant from Italy, had built up a flourishing ship's service business on the San Francisco waterfront, only to see it fold in the wake of the depression years.

But as the country's economic state began to improve, so did Morabito's. By 1940, when he was 30 years old, he became a success in the lumber carrier business. The army turned him down for duty in 1942 because of partial deafness, which later forced him to wear a hearing aid.

By 1946, the San Francisco 49ers first year of operation, the Bay Area was in the middle of a postwar economic surge. Morabito's lumber yard was in huge demand as houses were springing up to shelter the fast–growing population that was migrating to California.

Morabito owned the new All–America Football Conference franchise with his partners in the Lumber Terminals of San Francisco – Allen E. Sorrell and E.J. Turre – and his younger brother, Victor.

Sorell suggested the team be named "49ers" after the voyagers who had rushed the West for gold. It is the only name the team has ever been affiliated with and San Francisco is the only city in which it has resided. The original team logo depicted San Francisco's wild beginnings. It was a goldminer in boots and a lumberjack shirt, firing a pair of pistols. One shot just missed the miner's head, while the other missed his foot. The logo was taken from a design seen on the side of railway freight cars.

With a charter, name and logo, the group recruited Lawrence "Buck" Shaw, Santa Clara's famous "Silver Fox," as the 49ers first head coach. The organization spent $250,000 to get structured before the team even took their first snap. Morabito's approach was considered "first class," by most, and a financial risk by many.

But Morabito charged on, hand–picking an inaugural roster that was comprised of 32 players including Frankie Albert, Norm Standlee and Bruno Banducci, all from Stanford, and stars from Santa Clara, including Alyn Beals, an end who scored 46 pro touchdowns in four years. Other known players on the roster were Len Eshmont, Johnny "Johnny Strike" Strzykalski and Joe "The Toe" Ventrano.

Morabito watched as his 49ers played their first game on August 24, 1946, a 17–7 exhibition win over the Los Angeles Dons at Balboa Park in San Diego. The 49ers first home game was played at Kezar Stadium on September 1, 1946, a 34–14 exhibition win over the Chicago Rockets in front of 45,000 fans made up of longshoremen, draymen, mechanics and waterfront workers.



49ers Founder, Tony Morabito

The first regular season league game was on September 8, 1946 against the New York Yankees. The 49ers scored first, but lost 21–7 in a game that began in sunshine and ended in the famous Kezar fog.

The 49ers finished 9–5 in their first season under Shaw, and went on to have an 8–4–2 record in 1947, 12–2 finish in 1948 and 10–4 record, including a trip to the Championship Game, in their final season in the AAFC.

At the end of 1949, it was announced that the AAFC had run its course. San Francisco, Cleveland and Baltimore received NFL franchises and would begin play in the NFL in 1950. The merger was what Morabito had hoped for all along as he, his brother Victor and general manager Lou Spadia, continued to hold the reins.

The 49ers struggled during their first season among the NFL elite, finishing with a 3–9 record. The following year though, the 49ers went 7–4–1.

As the seasons went on, Morabito was the heart and soul of the organization, signing on greats like The Million Dollar Backfield: Joe "The Jet" Perry, Hugh "The King" McElhenny and John Henry Johnson. He also attracted some of the NFL's most renowned talents in R.C. Owens, Bob St. Clair, Leo Nomellini, John Brodie and Y.A. Tittle.

The players appreciated his honesty, and trusted his every move and word.

As the 1950's progressed, Morabito was warned by his doctors that a bad heart and the rigors of football were not a healthy combination. But Morabito wasn't going to let a health scare get in the way of continuing with his passion. "What the hell, if I'm going to die, I might as well die at a football game," he said.

On October 27, 1957, the 49ers hosted the Chicago Bears at Kezar. The 49ers entered the game with a 3–1 record behind the talents of Owens, Perry, Tittle, McElhenny, Billy Wilson, and others. The Bears had a 14–0 advantage in the first quarter before the 49ers scored to close the deficit at 14–7. Just as the 49ers lined up for the next kickoff, Morabito, who was sitting next to his wife, Josephine, and his brother, Victor, in the guest box, suddenly collapsed. The great heart that had been with the 49ers since the franchise's inception had failed.

Father Bill McGuire of St. James parish was summoned to the guest box and pronounced Morabito his final absolution. Morabito looked up at him and smiled.

"Thank you father," he said.

Those were his last words.

The 49ers were behind 17–7 in the third quarter when the team learned of Morabito's death. His players rallied and came back to defeat Chicago, 21–17, in an emotional last win for their owner. The 49ers finished the season with three straight victories and an 8–4 record, tying Detroit for the NFL Western Division title.

Victor, Tony's younger brother, kept the team in the family until 1964, when he too died of a heart attack. Both Victor and Tony's wives, Jane and Josephine, retained control of the 49ers with Lou Spadia as team president until 1977, when a new team owner, Edward DeBartolo Jr. of Youngstown, Ohio emerged to buy the franchise.

Morabito's conviction, passion and character birthed and kept an NFL franchise in San Francisco, and laid the sturdy foundation that has enabled the 49ers to become one of the NFL's premier football powers over the past 60 years.



Tony Morabito's widow, Josephine (left), and Victor Morabito's widow, Jane (right), kept control of the 49ers after their husbands' passing along with team president Lou Spadia (middle).

LEN ESHMONT AWARD

The Len Eshmont Award, the 49ers most prestigious annual honor, has been given each year to the 49ers player who best exemplifies the "inspirational and courageous play" of Len Eshmont. A member of the original 1946 49ers team, Eshmont coached at Navy and Virginia following his playing days with the 49ers. Eshmont died in 1957.

Listed below are the 49ers annual Len Eshmont Award winners since its inception in 1957:

LEN ESHMONT AWARD WINNERS

1957	QB Y.A. Tittle	1975	CB Jimmy Johnson	1991	WR John Taylor
1958	FB Joe Perry	1976	DE Tommy Hart	1992	QB Steve Young
1959	HB J.D. Smith	1977	S Mel Phillips	1993	WR Jerry Rice
1960	S Dave Baker	1978	RB Paul Hofer	1994	QB Steve Young
1961	DT Leo Nomellini	1979	RB Paul Hofer	1995	FB William Floyd
1962	DE Dan Colchico	1980	DT Archie Reese	1996	DT Bryant Young
1963	T Bob St. Clair	1981	TE Charle Young	1997	DT Dana Stubblefield
1964	DT Charlie Krueger	1982	WR Dwight Clark	1998	DT Bryant Young
1965	QB John Brodie	1983	RB/ST Bill Ring	1999	DT Bryant Young
1966	HB John David Crow	1984	LB Keena Turner	2000	DT Bryant Young
1967	LB Dave Wilcox	1985	FB Roger Craig	2001	RB Garrison Hearst
1968	LB Matt Hazeltine	1986	QB Joe Montana	2002	S Tony Parrish
1969	CB Jimmy Johnson	1987	WR Jerry Rice	2003	LB Julian Peterson
1970	S Roosevelt Taylor	1988	NT Michael Carter	2004	DT Bryant Young
1971	LB Ed Beard		RB Roger Craig	2005	DT Bryant Young
1972	DE Tommy Hart	1989	QB Joe Montana	2006	DT Bryant Young
1973	S Mel Phillips	1990	DE Kevin Fagan	2007	DT Bryant Young
1974	T Len Rohde		LB Charles Haley	2008	WR Isaac Bruce

BOBB MCKITTRICK AWARD

This award is given annually to the 49ers offensive lineman who best exemplifies the dedication, excellence and commitment of offensive line coach Bobb McKittrick, a five–time Super Bowl champion.

In 1999, the San Francisco 49ers, under the direction of Bill Walsh, established the Bobb McKittrick Award. The award is meant to honor those offensive linemen who have best represented the courage, intensity and sacrifice displayed by the late Coach McKittrick during his 21 years of service with the 49ers.

"Bobb gave distinguished service to the organization since our renaissance in 1979," Walsh said. "He was a vital factor in five Super Bowl championships, the evolution of a dynasty and in the production of some of the finest offensive linemen in football. Offensive linemen don't receive the recognition they so richly deserve. This gives us a venue to honor their sacrifices and achievements."

A bronze plaque of McKittrick hangs in the 49ers locker room surrounded by the photographs of the McKittrick Award winners.

BOBB MCKITTRICK AWARD WINNERS

1981	Keith Fahnhorst	1991	Jesse Sapolu	2000	Jeremy Newberry
1983	John Ayers	1992	Guy McIntyre	2001	Ray Brown
1984	Randy Cross	1993	Harris Barton	2002	Scott Gragg
1985	Fred Quillan	1994	Derrick Deese	2003	Jeremy Newberry
1986	Keith Fahnhorst	1995	Kirk Scrafford	2004	Kyle Kosier
1987	Bubba Paris	1996	Jesse Sapolu	2005	Jeremy Newberry
1988	Steve Wallace	1997	Ray Brown	2006	Eric Heitmann
1989	Harris Barton	1998	Chris Dalman	2007	Eric Heitmann
1990	Guy McIntyre	1999	Ray Brown	2008	Eric Heitmann

ED BLOCK COURAGE AWARD

The Ed Block Courage Award is named after Ed Block, the former head athletic trainer of the Baltimore Colts of 23 years. Block was a pioneer in his profession and a respected humanitarian whose most passionate cause was helping children of abuse. The award is presented in his name each year to the player that exemplified a commitment to sportsmanship and courage. Ed Block Courage Award winners from each of the 32 NFL teams are honored at a banquet in Baltimore, MD. All proceeds from the event benefit the Ed Block Courage Award Foundation's Courage House National Support Network. Named after the NFL team in a respective NFL city, a Courage House is a facility that provides support and quality care for abused children and their families in that community. The 49ers dedicated their Courage House in October 2003 at the Edgewood House in San Francisco.

ED BLOCK COURAGE AWARD WINNERS

1984	DB Ronnie Lott	1993	CB Don Griffin	2002	S Tony Parrish
1985	LB Keena Turner	1994	T Harris Barton	2003	C Jeremy Newberry
1986	QB Joe Montana	1995	DE Dennis Brown	2004	LB Jamie Winborn
1987	WR Mike Wilson	1996	FB William Floyd	2005	C Jeremy Newberry
1988	CB Eric Wright	1997	C/G Jesse Sapolu	2006	RB Frank Gore
1989	DB Chet Brooks	1998	WR Jerry Rice	2007	C Eric Heitmann
1990	WR Mike Sherrard	1999	DT Bryant Young	2008	LB Manny Lawson
1991	DB Dave Waymer	2000	RB Garrison Hearst		
1992	DB Eric Davis	2001	S Lance Shulters		

BILL WALSH AWARD

The Bill Walsh Award was established in 2004 in honor of San Francisco's Hall of Fame Head Coach Bill Walsh, who passed away in 2007. Walsh served as the team's head coach for 10 seasons from 1979–88. In that time, he compiled a record of 102–63–1 and led the team to three Super Bowl victories. He was twice named NFL Coach of the Year (1981, 1984) and was later named Coach of the Decade for the 1980s. The award, which is voted on by coaches only, is given to the 49ers Team MVP, honoring his outstanding individual performance.

BILL WALSH AWARD WINNERS

2004	DE Bryant Young	2006	RB Frank Gore	2008	DE Justin Smith
2005	LB Derek Smith		CB Walt Harris		
	K Joe Nedney	2007	CB Nate Clements		
			LB Patrick Willis		

MATT HAZELTINE AWARD

The Hazeltine Iron Man Award is named after linebacker/center Matt Hazeltine, a 13–year performer who played more seasons at linebacker than any other 49ers player. Known for his durability and dedication, Hazeltine passed away in 1987 from amyotrophic lateral sclerosis (ALS) and Bill Walsh established the award in his honor that year. The award is given annually to the most courageous and inspirational defensive player.

MATT HAZELTINE AWARD WINNERS

1987	LB Michael Walter	1995	S Tim McDonald	2003	LB Derek Smith
1988	LB Charles Haley	1996	CB Merton Hanks	2004	LB Jeff Ulbrich
1989	DB Ronnie Lott	1997	LB Gary Plummer	2005	DE Bryant Young
1990	DE Kevin Fagan	1998	S Tim McDonald	2006	LB Brandon Moore
1991	LB Charles Haley	1999	DT Bryant Young	2007	LB Jeff Ulbrich
1992	DE Pierce Holt	2000	LB Ken Norton Jr.	2008	LB Takeo Spikes
1993	S Tim McDonald	2001	S Lance Schulters		
1994	CB Merton Hanks	2002	S John Keith		

GARRY NIVER AWARD

The Garry Niver Award is presented annually by the San Francisco Chapter of the Pro Football Writers of America to a 49ers' player for his cooperation and professional style in helping the pro football writers do their jobs. The award is named after pro football writer, Garry Niver, who was a long–time beat writer who covered the 49ers for the *San Mateo Times*.

GARRY NIVER AWARD WINNERS

1993	C/G Jess Sapolu	1999	WR Jerry Rice	2005	LB Julian Peterson
1994	S Tim McDonald	2000	S Lance Schulters	2006	DE Bryant Young
1995	QB Steve Young	2001	QB Jeff Garcia	2007	RB Frank Gore
1996	T Steve Wallace	2002	DT Dana Stubblefield	2008	Eric Heitmann
1997	G Ray Brown	2003	QB Jeff Garcia		
1998	S Tim McDonald	2004	LB Jeff Ulbrich		

THOMAS HERRION AWARD

49ers owners Denise and John York established the Thomas Herrion Memorial Award in 2005, which will be presented each season to a rookie or first–year player that best represents the dream of Thomas Herrion. The award will go to a player, like Thomas, who has taken advantage of every opportunity, turned it into a positive situation and made their dream turn into a reality.

THOMAS HERRION AWARD WINNERS

2005	T Thomas Herrion	2007	CB Tarell Brown
2006	T Harvey Dahl	2008	WR Dominique Zeigler



ISAAC BRUCE
Len Eshmont Award



ERIC HEITMANN
Bobb McKittrick Award
Garry Niver Award



MANNY LAWSON
Ed Block Courage Award



JUSTIN SMITH
Bill Walsh Award



TAKEO SPIKES
Matt Hazeltine Award



DOMINIQUE ZEIGLER
Thomas Herrion Award

NFL AWARD WINNERS

NFL MOST VALUABLE PLAYER

1970 QB John Brodie (AP, NEA, *Pro Football Guide, Sporting News, Pro Football Weekly, Football News* and Kansas City Committee of 101)
1981 QB Joe Montana (*New York Daily News*)
1982 WR Dwight Clark (*Sports Illustrated*)
1984 QB Joe Montana (*Football News*)
1986 WR Jerry Rice (*Sports Illustrated*)
1987 WR Jerry Rice (PFWA, NEA, *Sports Illustrated, Football News* and *Football Digest*)
1988 RB Roger Craig (NEA and *Sports Illustrated*)
1989 QB Joe Montana (PFWA, AP, NEA, *Football News* and *Sports Illustrated*)
1990 QB Joe Montana (AP)
WR Jerry Rice (*Sports Illustrated*)
1992 QB Steve Young (PFWA, AP, NEA, *Football Digest* and *Sports Illustrated*)
1994 QB Steve Young (PFWA, AP and *Sports Illustrated*)

NFC MOST VALUABLE PLAYER

1989 QB Joe Montana (*Football News*)

NFL PLAYER OF THE YEAR

1952 HB Hugh McElhenny (*Sport Magazine*)
1954 FB Joe Perry (UPI)
1955 FB Joe Perry (UPI)
1957 QB Y.A. Tittle (UPI)
1970 QB John Brodie (AP and *Football News*)
1987 WR Jerry Rice (Maxwell Club and *Sporting News*)
1989 QB Joe Montana (*Sporting News, Football Digest* and Maxwell Club)
1990 WR Jerry Rice (*Sporting News*)
1992 QB Steve Young (*Sporting News* and Maxwell Club)
1994 QB Steve Young (*Sporting News*)

NFC PLAYER OF THE YEAR

1970 QB John Brodie (UPI)
1994 QB Steve Young (UPI)

NFL OFFENSIVE PLAYER OF THE YEAR

1970 QB John Brodie (NEA and *Pro Football Weekly*)
1986 WR Jerry Rice (*Pro Football Weekly*y)
1987 WR Jerry Rice (AP, *Pro Football Weekly* and *Football Digest*)
1988 RB Roger Craig (AP)
1989 QB Joe Montana (AP and *Pro Football Weekly*)
1992 QB Steve Young (AP and *Pro Football Weekly*)
1993 WR Jerry Rice (AP)
1994 QB Steve Young (AP, *Pro Football Weekly* and *College and Pro Football Newsweekly*)

NFC OFFENSIVE PLAYER OF THE YEAR

1986 WR Jerry Rice (Kansas City Committee 101)
1987 WR Jerry Rice (UPI and Kansas City Committee 101)
1988 RB Roger Craig (UPI and Kansas City Committee 101)
1989 QB Joe Montana (UPI and Kansas City Committee 101)
1992 QB Steve Young (UPI, *Football News* and Kansas City Committee 101)
1994 QB Steve Young (Kansas City Committee 101)

NFL DEFENSIVE PLAYER OF THE YEAR

1981 DE Fred Dean (UPI and Kansas City Committee 101)
1994 CB Deion Sanders (AP and *College and Pro Football Newsweekly*)
1995 FS Merton Hanks (*Football Digest*)
1997 DT Dana Stubblefield (AP, *Pro Football Weekly, Football Digest* and *College and Pro Football Newsweekly*, NEA and Kansas City Committee 101)

NFC DEFENSIVE PLAYER OF THE YEAR

1990 LB Charles Haley (UPI and Kansas City Committee 101)
1994 CB Deion Sanders (Kansas City Committee 101)
1997 DT Dana Stubblefield (Kansas City Committee 101)

NFL ROOKIE OF THE YEAR

1952 HB Hugh McElhenny (UPI)

NFL DEFENSIVE ROOKIE OF THE YEAR

1970 CB Bruce Taylor (*Pro Football Weekly*)
1993 DT Dana Stubblefield (AP)
1994 DT Bryant Young (UPI)
2007 LB Patrick Willis (AP)

NFL MAN OF THE YEAR

1989 Edward J. DeBartolo Jr. (*Football News*)

COACH OF THE YEAR

1959 Howard (Red) Hickey (*Detroit News*)
1981 Bill Walsh (AP, *Sporting News* and *Pro Football Weekly*)
1989 George Seifert (*Football Digest*)
1990 George Seifert (*Sporting News*)
1994 George Seifert (*Sporting News*)

EXECUTIVE OF THE YEAR

1989 John McVay (*Sporting News*)
1994 Carmen Policy (*Sporting News* and *Pro Football Weekly*)

SUPER BOWL MOST VALUABLE PLAYER

1982 QB Joe Montana (Super Bowl XVI)
1985 QB Joe Montana (Super Bowl XIX)
1989 WR Jerry Rice (Super Bowl XXIII)
1990 QB Joe Montana (Super Bowl XXIV)
1994 QB Steve Young (Super Bowl XXIX)

NFL COMEBACK PLAYER OF THE YEAR

1999 DT Bryant Young (Associated Press)
2001 RB Garrison Hearst (Associated Press and PFWA)

NFL MOST IMPROVED PLAYER

2000 QB Jeff Garcia (*Pro Football Weekly*)

MOST CARING ATHLETE

2000 DT Bryant Young (*USA Today*)
DT Junior Bryant (*USA Today*)

49ERS PLAYERS OF THE WEEK

	OFFENSE	DEFENSE	SPECIAL TEAMS
1984	Joe Montana QB (week 8)		
1985	Roger Craig RB (week 2)	Dwight Hicks S (week 16)	
	Joe Montana QB (week 5)		
	Jerry Rice WR (week 14)		
1986	Joe Montana QB (week 10)	Ronnie Lott S (week 4)	
	Jerry Rice WR (week 11)	Ronnie Lott S (week 8)	
	Roger Craig RB (week 15)		
1987	Jerry Rice WR (week 11)		
	Joe Montana QB (week 12)		
1988	Roger Craig RB (week 2)	Michael Carter NT (week 1)	
	Joe Montana QB (week 4)	Michael Walter LB (week 2)	
	Roger Craig RB (week 7)	Eric Wright CB (week 15)	
	Jerry Rice WR (week 13)		
1989	Joe Montana QB (week 3)	Pierce Holt DE (week 12)	
	John Taylor WR (week 14)		
1990	Joe Montana QB (week 2)	Charles Haley LB (week 5)	
	Jerry Rice WR (week 3)		
	Joe Montana QB (week 6)		
	Jerry Rice WR (week 6)		
1991	Steve Bono QB (week 14)		
	John Taylor WR (week 15)		
1992	Jerry Rice WR (week 7)		
	Jerry Rice WR (week 13)		
	Amp Lee RB (week 15)		
1993	Jerry Rice WR (week 11)	Merton Hanks S (week 12)	Dexter Carter KR (week 5)
1994	Jerry Rice WR (week 1)	Deion Sanders CB (week 4)	Doug Brien K (week 3)
	Jerry Rice WR (week 12)	Merton Hanks S (week 6)	Dexter Carter KR/PR (week 10)
		Merton Hanks S (week 11)	
1995	Elvis Grbac QB (week 12)	Merton Hanks S (week 3)	Jeff Wilkins K (week 12)
	Jerry Rice WR (week 16)	Ken Norton LB (week 8)	
		Merton Hanks S (week 11)	
		Tim McDonald S (week 13)	
1996		Bryant Young DT (week 6)	Jeff Wilkins K (week 10)
		Chris Doleman DE (week 9)	
		Roy Barker DE (week 10)	
		Chris Doleman DE (week 12)	
1997	Garrison Hearst RB (week 5)	Rod Woodson CB (week 3)	
		Dana Stubblefield DT (week 10)	
		Dana Stubblefield DT (week 11)	
1998	Garrison Hearst RB (week 1)	Roy Barker DE (week 8)	
1999		Bryant Young DT (week 14)	
2000	Charlie Garner RB (week 4)		
	Terrell Owens WR (week 16)		
2001	Jeff Garcia QB (week 9)	Andre Carter LB (week 17)	Jose Cortez K (week 1)
	Garrison Hearst RB (week 11)		
2002		Jamie Winborn LB (week 1)	Jimmy Williams KR/PR (week 13)
		Ronnie Heard S (week 8)	
		Julian Peterson LB (week 10)	
		Tony Parrish S (week 14)	
2003	Terry Jackson RB (week 1)	Ahmed Plummer CB (week 5)	Cedric Wilson KR (week 9)
	Jeff Garcia QB (week 14)	Tony Parrish S (week 16)	
2004	Tim Rattay QB (week 5)		
2005		Bryant Young DE (week 1)	Joe Nedney K (week 8)
2006	Frank Gore RB (week 5)	Brandon Moore LB (week 9)	
	Frank Gore RB (week 11)	Walt Harris CB (week 17)	
2007	Frank Gore RB (week 12)		
2008	Shaun Hill QB (Week 11)		

49ERS PLAYERS OF THE MONTH

	OFFENSE	DEFENSE	SPECIAL TEAMS
1986	Jerry Rice WR (November)		
1988		Charles Haley LB (October)	
1989	Joe Montana QB (November)		
1990		Charles Haley LB (October)	
1991	Steve Young QB (October)		
1992	Steve Young QB (October)	Tim Harris LB (December)	
1993	Steve Young QB (November)	Eric Davis CB (October)	
1994	Steve Young QB (November)		
	Steve Young QB (December)		
1995		Ken Norton LB (October)	
1997		Dana Stubblefield DT (November)	
1998	Steve Young QB (September)		
2001	Jeff Garcia QB (November)		
2006		Walt Harris CB (November)	
2007		Patrick Willis (October)	

49ERS IN THE HALL OF FAME



Leo Nomellini

1969–DT Leo Nomellini (1950–63). Was the first ever draft choice after the 49ers joined the NFL. Played every 49ers game for 14 seasons. Altogether he played in 174 consecutive regular season games, including 10 trips to the Pro Bowl, and played in 266 contests. "The Lion" became one of the few to be named to an All–NFL team on both offense and defense. Retired at age 39. Played college ball at the University of Minnesota. Born June 19, 1924 in Lucca, Italy.



Joe Perry

1969–FB Joe Perry (1948–60, 63). First player in NFL history to gain 1,000 yards two consecutive seasons. His 9,723 rushing yards placed him second only to Jim Brown when he retired. Finished career with 12,505 combined yards. Nicknamed "The Jet" because of his quick starts. Also played for the Baltimore Colts (1961–62). Attended Compton Junior College. Born January 22, 1927 in Stevens, AR.



Hugh McElhenny

1970–HB Hugh McElhenny (1952–60). One of only three players to gain over 11,000 yards carrying the ball. Scored 60 career touchdowns, 38 rushing, including a 42–yard touchdown run on his first pro play in preseason. In 1952 McElhenny had the longest punt return (94) and longest play from scrimmage (89). Scored two touch–downs in first Pro Bowl after his rookie year. Also played for Minnesota Vikings (1961–62), New York Giants (1963) and Detroit Lions (1964). Played college football at University of Washington. Born December 31, 1928 in Los Angeles, CA.



Y. A. Tittle

1971–QB Y.A. Tittle (1951–60). Had 17 years of NFL experience, finishing his career with 33,070 passing yards and 281 touchdowns (39 rushing). Won NFL Most Valu–able Player Award in 1961 and '63. Threw 33 touchdown passes and a career–high 3,224 yards in 1962. In '63 he threw 36 touchdowns, completing 60.2 percent of his passes. Also played for the Baltimore Colts (1948–50) and the New York Giants (1961–64). Played college ball at Lousiana State University. Born October 24, 1926 in Marshall, TX.



John Henry Johnson

1987–FB John Henry Johnson (1954–56). Was a member of what's been noted as the finest backfield in NFL history. The foursome known as "The Million Dollar Back–field" and "The Fabulous Foursome" included three other Hall of Famers—QB Y.A. Tittle and RBs Joe Perry and Hugh McElhenny. Gained 6,803 yards rushing, includ–ing 48 touchdowns. Also played for the Detroit Lions (1957–59), Pittsburgh Steelers (1960–65) and Houston Oilers (1966). Attended St. Mary's College and Arizona State University. Born November 24, 1929 in Waterproof, LA.



Bob St. Clair

1990–T Bob St. Clair (1953–63). Exceptional offensive lineman. Also played goal line defense and blocked 10 field goals in 1956. Once lost five teeth when block–ing a punt. Earned All–NFL honors three times and made five Pro Bowl appear–ances. Attended University of San Francisco and Tulsa. Born February 18, 1931 in San Francisco, CA.



Bill Walsh

1993–Head Coach Bill Walsh (1979–88). Led "The Team of the '80s" to three Super Bowl titles (XVI, XIX, XXIII) in 10 years. Compiled a .617 winning percentage with a 102–63–1 mark that included 10 wins in 14 postseason games. Notorious for his reputation of being an outstanding offensive coach, Walsh developed what is now known as the "West Coast Offense." Named NFL Coach of the Year in 1981 and '84. Attended San Jose State. Born November 30, 1931 in Los Angeles, CA.



Jimmy Johnson

1994–CB Jimmy Johnson (1961–76). Starter on both offense and defense at UCLA. Began 49ers career as a defensive back, moved to offense, then stayed at DB in his third season. Intercepted 47 passes for 615 yards, including five his rookie year. As a receiver in 1962 he caught 34 passes for 627 yards and four touchdowns. Rec–ognized as one of the best man–to–man defenders in NFL history. Played in five Pro Bowls and twice won the prestigious Len EshmontAward selected by his teammates for inspirational play. Born March 31, 1938 in Dallas, TX.



Joe Montana

2000–QB Joe Montana (1979–92). Solidified his place in professional sports an–nals with numerous NFL records and a legendary reputation as a leader. Finished his career with 40,551 yards passing and 273 touchdowns. Ranks second all–time in team history with a 92.3 career passer rating and 62.3 completion percentage. Led the league in passing in 1987 and 1989. Won back–to–back NFL MVP awards in 1989 and 1990. Named the Sports Illustrated Sportsman–of–the–Year in 1990. Named Super Bowl MVP an unprecedented three times. Directed his team to the playoffs 12 times and boasts a 95.6 passer rating in 23 postseason games. Holds NFL postseason records in completions (460), attempts (734), yards gained (5,772), touchdowns (45) and 300–yard passing games (6). Born June 11, 1956 in New Eagle, PA.



Ronnie Lott

2000–DB Ronnie Lott (1981–90). Known as one of the most ferocious and feared players in NFL history. Played in 10 Pro Bowls and won four Super Bowl Champion–ships. Earned All–Pro honors at three different positions: cornerback, free safety and strong safety. Registered 1,161 career tackles, including five seasons with at least 100 tackles. Ranks sixth in NFL history with 63 interceptions. Led the league in interceptions in 1986 and 1991 and returned five interceptions for touchdowns. Holds the NFL record for postseason interceptions with nine. Named to the 75th Anniversary All–Time team, 1980's All–Decade team and Super Bowl Silver An–niversary team as a cornerback. Born May 8, 1959 in Albuquerque, NM.



Dave Wilcox

2000–LB Dave Wilcox (1964–74). Nicknamed "The Intimidator" by coaches and teammates for his tough, hard–nosed playing style. Considered to be one of the finest outside linebackers to ever play the game. Earned seven Pro Bowl nominations and was a seven–time All–Pro selection. Was selected by his teammates as the Len Eshmont Award winner as the team's most inspirational and courageous player in 1967. Had his best season as a professional in 1973, recording 104 tackles, 13 for loss, two interceptions, four forced fumbles and one fumble recovery. Recovered 12 career fumbles for 48 yards and one touchdown. Born September 29, 1942 in Eugene, OR.



Steve Young

2005–QB Steve Young (1987–99). One of the greatest quarterbacks in NFL history, standing as the most accurate passer in league history with a 96.8 quarterback rating. Ranks 22nd all–time with 2,667 career completions, 21st all–time with 33,124 passing yards and 19th all–time with 232 touchdown passes. Dominating arm strength and mobility yielded 232 regular season touchdown tosses and 4,239 rushing yards during his years at Tampa Bay (1985–86) and San Francisco (1987–99). Recorded 28, 300–yard passing games during his prolific career, holding an NFL record for most consecutive 300–yard games with six in 1998. His 43 rushing touchdowns are the most by a quarterback in pro football history. Was a two–time NFL Most Valuable Player (1992 & 1994) and Super Bowl XXIX MVP. Earned seven consecutive Pro Bowl nominations (1992–98) and was All–Pro (1992–94). Six touchdown passes in Super Bowl XXIX victory over San Diego stands as a Super Bowl record. Born October 11, 1961 in Salt Lake City, UT.



Fred Dean

2008–DE Fred Dean (1981–85). One of the first true pass–rushers in the game, Dean's revolutionary play made an immediate impact upon joining the 49ers in a 1981 mid–season trade. Went on to help 49ers win Super Bowl XVI and Super Bowl XIX. Recorded 93.5 sacks in career, including 40 sacks in five seasons with 49ers to rank seventh on team's all–time list. Posted career–high 17.5 sacks in 1983. Was a four–time Pro Bowler (1979–81, 83) and All–Pro (1979–81, 83). Earned UPI's NFC Defensive Player of the Year (1981). Born February 24, 1952 in Arcadia, LA.

RETIRED JERSEYS



QB Steve Young—Played for the 49ers from 1987–1999 standing as the most accurate passer in league history with a 96.8 quarterback rating…Totaled 221 regular season touchdown passes and 3,581 rushing yards with the 49ers....His 43 rushing touchdowns are the most by a quarterback in NFL history...Was a two–time NFL Most Valuable Player (1992 & 1994) and Super Bowl XXIX MVP…Earned seven consecutive Pro Bowl nods (1992–98) and was All–Pro (1992–94). Inducted into Pro Football Hall of Fame in 2005...Had jersey retired in 2008.



QB John Brodie—Played for 49ers from 1957–73...Holds the team record with 17 years of service... Ranks second in team history with 31,548 passing yards and third with 214 touchdown passes... Guided the 49ers to back–to–back NFC Championship games in 1970 and 1971...Was named NFL Most Valuable Player in 1970...Had jersey retired in 1973.



QB Joe Montana—Played for the 49ers from 1979–92...Led San Francisco to four Super Bowl Championships (1981, 1984, 1988, 1989)...Holds team records with 35,124 passing yards and 244 touchdown passes...Selected to eight Pro Bowls, including seven with the 49ers...Named NFL Most Valuable Player four times (1981, 1984, 1989, 1990) and Super Bowl MVP three times (XVI, XIX, XXIV)... Had jersey retired in 1997...Inducted into Pro Football Hall of Fame in 2000.



RB Joe Perry—Played 14 years in two stints for 49ers from 1948–60 and 1963...Finished career as team's all–time leading rusher with 7,344 yards...Scored 351 points, including team–record 50 rushing touchdowns, during career...Led team in rushing eight seasons, including seven consecutive (1949–55)...Named NFL Player–of–the–Year by UPI in 1954 and 1955...Inducted into Pro Football Hall of Fame in 1969...Had jersey retired in 1971.



DB Jimmy Johnson—Played for 49ers from 1961–76...Holds team record with 212 games played during career...Finished with 47 interceptions to rank second in team history...Selected to five Pro Bowls and named Len Eshmont Award winner twice...Played wide receiver in second season before becoming full–time defensive back in 1963...Named first–team All–Pro four times (1969, 1970, 1971, 1972)... Had jersey retired in 1977...Inducted into Pro Football Hall of Fame in 1994.



RB Hugh McElhenny—Played for 49ers from 1952–60...Rushed for 4,288 yards on 877 carries and 35 touchdowns for San Francisco...Inducted into Pro Football Hall of Fame in 1970...Was named NFL Player of the Year and NFL Rookie of the Year in 1952...Selected to five Pro Bowls...Led team in rushing in 1956 and 1957...Inducted into Pro Football Hall of Fame in 1970...Had jersey retired in 1971.



S Ronnie Lott—Played for 49ers from 1981–90...Played in 10 Pro Bowls and won four Super Bowl titles...Earned All–Pro honors at three different positions—cornerback, free safety and strong safety... Registered 1,161 career tackles, including five seasons with 100–plus tackles...Ranks fifth in NFL history with 63 career interceptions...Holds NFL postseason record with nine interceptions in career... Inducted into Pro Football Hall of Fame in 2000...Had jersey retired in 2003.



DT Charlie Krueger—Played for 49ers from 1959–73...Two–time Pro Bowl defensive tackle (1960, 1964)...Received All–Pro recognition in 1960, 1965 and 1966...Had jersey retired in 1974.



T Leo Nomellini—Played for 49ers from 1950–63...Did not miss game during 14–year career, playing in 174 consecutive regular season games...Selected to 10 Pro Bowls...Was first–ever NFL draft choice by 49ers...Was first–team All–Pro six times and second–team choice three times...Inducted into Pro Football Hall of Fame in 1969...Had jersey retired in 1971.



T Bob St. Clair—Played for 49ers from 1953–63…Exceptional offensive lineman…Also played goal line defense and blocked 10 field goals in 1956…One of tallest players in team history at 6–9… Named to Pro Bowl five times…Earned All–NFL honors three times in career…Local product, attended University of San Francisco and Polytechnic High in San Francisco…Inducted into Pro Football Hall of Fame in 1990…Had jersey retired in 2001.



WR Dwight Clark—Played for 49ers from 1979–87...Finished with 506 receptions for 6,750 yards and 48 touchdowns...Ranks fourth on 49ers all–time receptions list and third in receiving yards...Two–time Pro Bowler (1981, 1982) and first–team All–Pro in 1982 and 1983...Had jersey retired in 1988.

PRO BOWL 49ERS

1950 (Jan. 14, 1951)
Frank Albert, QB
Visco Grgich, G
Leo Nomellini, T
Norm Standlee, FB
John Strzykalski, HB

1951 (Jan. 12, 1952)
Jim Cason, HB
Ray Collins, T
Leo Nomellini, T
* Gordy Soltau, E

1952 (Jan. 10, 1953)
Ed Henke, E
* Bill Johnson, C
Hugh McElhenny, HB
Leo Nomellini, T
Joe Perry, FB
Gordy Soltau, E

1953 (Jan. 17, 1954)
* Bill Johnson, C
Hugh McElhenny, HB
Art Milchalik, G
* Leo Nomellini, T
* Joe Perry, FB
* Gordy Soltau, E
Y.A. Tittle, QB

1954 (Jan. 16, 1955)
* Bruno Banducci, G
Al Carapella, T
Jim Cason, HB
* John Henry Johnson, HB
* Joe Perry, FB
* Y.A. Tittle, QB
*+ Billy Wilson, E

1955 (Jan. 15, 1956)
Dick Moegle, HB
Bob Toneff, T
* Billy Wilson, E

1956 (Jan. 13, 1957)
* Hugh McElhenny, HB
Leo Nomellini, T
* Bob St. Clair, T
* Billy Wilson, E

1957 (Jan. 12, 1958)
Marv Matuszak, LB
*+ Hugh McElhenny, HB
Leo Nomellini, T
* Y.A. Tittle, QB
* Billy Wilson, E

1958 (Jan. 11, 1959)
Hugh McElhenny, HB
Jerry Mertens, HB
Leo Nomellini, T
* Bob St. Clair, T
* Billy Wilson, E

1959 (Jan. 17, 1960)
Dave Baker, HB
Leo Nomellini, T
* Bob St. Clair, T
* J.D. Smith, FB
Billy Wilson, E
Abe Woodson, DHB

1960 (Jan. 15, 1961)
* Bruce Bosley, G
Charlie Krueger, DT
Leo Nomellini, T
* Bob St. Clair, T
Abe Woodson, DHB

1961 (Jan. 14, 1962)
* Ted Connolly, G
* Eddie Dove, DHB
Leo Nomellini, T
* Bob St. Clair, T
* Abe Woodson, DHB

1962 (Jan. 13, 1963)
Tommy Davis, K
Matt Hazeltine, LB
* J.D. Smith, FB
* Abe Woodson, DHB

1963 (Jan. 12, 1964)
Tommy Davis, K
Abe Woodson, DHB

1964 (Jan. 10, 1965)
Matt Hazeltine, LB
Charlie Krueger, DT
Dave Parks, E

1965 (Jan. 16, 1966)
* Bruce Bosley, C
* John Brodie, QB
John David Crow, HB
* Dave Parks, E
* Walt Rock, T
* Ken Willard, FB

1966 (Jan. 22, 1967)
Bruce Bosley, C
* Howard Mudd, G
* Dave Parks, E
Walt Rock, T
John Thomas, T
Dave Wilcox, LB
Ken Willard, FB

1967 (Jan. 21, 1968)
Bruce Bosley, C
Howard Mudd, G

1968 (Jan. 19, 1969)
* Kermit Alexander, CB
* Clifton McNeil, E
* Howard Mudd, G
Dave Wilcox, LB
* Ken Willard, FB

1969 (Jan. 18, 1970)
Elmer Collett, G
Jimmy Johnson, CB
Gene Washington, WR
* Dave Wilcox, LB
Ken Willard, FB

1970 (Jan. 24, 1971)
* John Brodie, QB
* Jimmy Johnson, CB
Len Rohde, T
* Gene Washington, WR
Dave Wilcox, LB

1971 (Jan. 23, 1972)
* Forrest Blue, C
* Cedrick Hardman, DE
* Jimmy Johnson, CB
* Ted Kwalick, TE
Bruce Taylor, CB
* Gene Washington, WR
Vic Washington, RB
* Dave Wilcox, LB

1972 (Jan. 21, 1973)
* Forrest Blue, C
* Jimmy Johnson, CB
* Ted Kwalick, TE
Woody Peoples, G
* Gene Washington, WR
* Dave Wilcox, LB

1973 (Jan. 20, 1974)
* Forrest Blue, C
* Ted Kwalick, TE
Woody Peoples, G
* Dave Wilcox, LB
Tom Wittum, P

1974 (Jan. 20, 1975)
Forrest Blue, C
Jimmy Johnson, CB
Tom Wittum, P

1975 (Jan. 26, 1976)
* Cedrick Hardman, DE

1976 (Jan. 17, 1977)
* Cleveland Elam, DT
* Tommy Hart, DE
Dave Washington, LB
Delvin Williams, RB

1977 (Jan. 23, 1978)
* Cleveland Elam, DT

1978 (Jan. 29, 1979)
None

1979 (Jan. 27, 1980)
None

1980 (Feb. 1, 1981)
None

1981 (Jan. 31, 1982)
Dwight Clark, WR
* Randy Cross, G
Fred Dean, DE
Dwight Hicks, S
* Ronnie Lott, CB
* Joe Montana, QB

1982 (Feb. 6, 1983)
* Dwight Clark, WR
* Randy Cross, G
Dwight Hicks, S
Ronnie Lott, CB

1983 (Jan. 29, 1984)
Fred Dean, DE
Dwight Hicks, S
* Ronnie Lott, CB
Joe Montana, QB
49ers Coaching Staff

1984 (Jan. 27, 1985)
* Randy Cross, G
Keith Fahnhorst, T
* Dwight Hicks, S
Ronnie Lott, CB
* Joe Montana, QB
* Fred Quillan, C
Keena Turner, LB
Wendell Tyler, RB
Carlton Williamson, S
Eric Wright, CB

1985 (Feb. 2, 1986)
Michael Carter, NT
* Roger Craig, FB
*# Joe Montana, QB
Fred Quillan, C
* Carlton Williamson, S
*# Eric Wright, CB

1986 (Feb. 1, 1987)
* Ronnie Lott, S
* Jerry Rice, WR

1987 (Feb. 7, 1988)
* Michael Carter, NT
Roger Craig, RB
* Ronnie Lott, S
* Joe Montana, QB
* Jerry Rice, WR

1988 (Jan. 29, 1989)
Michael Carter, NT
* Roger Craig, RB
Charles Haley, LB–DE
* Ronnie Lott, S
* Jerry Rice, WR
John Taylor, WR

1989 (Feb. 4, 1990)
Roger Craig, RB
* Ronnie Lott, S
Guy McIntyre, G
* Joe Montana, QB
* Jerry Rice, WR
John Taylor, WR

1990 (Feb. 3, 1991)
* Charles Haley, LB–DE
* Ronnie Lott, S
Guy McIntyre, G
*# Joe Montana, QB
* Jerry Rice, WR
49ers Coaching Staff

1991 (Feb. 2, 1992)
Charles Haley, LB–DE
* Guy McIntyre, G
* Jerry Rice, WR

1992 (Feb. 7, 1993)
* Pierce Holt, DL
Brent Jones, TE
* Guy McIntyre, G
* Jerry Rice, WR
Steve Wallace, T
Ricky Watters, RB
* Steve Young, QB
49ers Coaching Staff

1993 (Feb. 6, 1994)
* Harris Barton, T
Brent Jones, TE
* Tim McDonald, SS
Guy McIntyre, G
* Jerry Rice, WR
Jesse Sapolu, C
Ricky Watters, RB
Steve Young, QB
49ers Coaching Staff

1994 (Feb. 5, 1995)
* Merton Hanks, FS
* Brent Jones, TE
Tim McDonald, SS
Bart Oates, C
* Jerry Rice, WR
* Deion Sanders, CB
Jesse Sapolu, G
Dana Stubblefield, DT
Ricky Watters, RB
* Steve Young, QB

1995 (Feb. 4, 1996)
* Eric Davis, CB
* Merton Hanks, FS
Brent Jones, TE
Tim McDonald, SS
Ken Norton Jr., LB
Bart Oates, C
* Jerry Rice, WR
Dana Stubblefield, DT
* Lee Woodall, LB
Steve Young, QB

1996 (Feb. 2, 1997)
* Merton Hanks, FS
* Jerry Rice, WR
* Bryant Young, DT
Steve Young, QB

1997 (Feb. 1, 1998)
Chris Doleman, DE
Kevin Gogan, G
* Merton Hanks, FS
Ken Norton, Jr., LB
* Dana Stubblefield, DT
Lee Woodall, LB
Steve Young, QB

1998 (Feb. 7, 1999)
Garrison Hearst, RB
* Kevin Gogan, G
Jerry Rice, WR
* Steve Young, QB
Winfred Tubbs, LB

1999 (Feb. 6, 2000)
* Lance Schulters, S
Bryant Young, DT

2000 (Feb. 4, 2001)
Jeff Garcia, QB
Charlie Garner, RB
Terrell Owens, WR

2001 (Feb. 9, 2002)
Ray Brown, G
Jeff Garcia, QB
Garrison Hearst, RB
Jeremy Newberry, C
* Terrell Owens, WR
Bryant Young, DT

2002 (Feb. 2, 2003)
Jeff Garcia, QB
Jeremy Newberry, C
* Terrell Owens, WR
Julian Peterson, LB
* Ron Stone, G
Bryant Young, DT

2003 (Feb. 8, 2004)
* Fred Beasley, FB
Terrell Owens, WR
Julian Peterson, LB

2004 (Feb. 13, 2005)
–Brian Jennings, need player

2005 (Feb. 12, 2006)
None

2006 (Feb. 10, 2007)
* Frank Gore, RB
* Larry Allen, G
Walt Harris, CB

2007 (Feb. 10, 2008)
Patrick Willis, LB
Andy Lee, P

2008 (Feb. 8, 2009)
* Patrick Willis, LB

+ MVP * Starter # Voted as starter but did not play

ALL-PRO 49ERS

1946 — Alyn Beals E (First Team UPI, AAFC), Bruno Banducci G (First Team UPI, NYN, AAFC), Frank Albert QB (First Team NYN), Norm Standlee F (Second Team UPI, NYN, AAFC), Garland Gregory G (Second Team NYN)

1947 — Bruno Banducci G (First Team AP, NYN, CO, AAFC), Bob Bryant T (First Team CB), Alyn Beals E (Second Team CB, AAFC), John Woudenberg T (Second Team AP, AAFC), John Stryzykalski H (Second Team AAFC), Norm Standlee F (Second Team AAFC), Garland Gregory G (Second Team CB)

1948 — Alyn Beals E (First Team UPI, NYN, AAFC), John Strzykalski H (First Team UPI, NYN, AAFC), John Woudenberg T (First Team NYN), Riley Matheson G (Second Team NYN, AAFC), Frank Albert QB (First Team SN, SP, NYN), Bruno Banducci G (Honorable Mention AP, SN)

1949 — Alyn Beals E (First Team UPI, NYN, IN, AAFC) Visco Grgich G (First Team UPI, NYN, AAFC), Joe Perry B (First Team UPI, NYN, AAFC), Frank Albert QB (First Team AAFC), John Woudenberg T (Honorable Mention UPI), Bruno Banducci G (Honorable Mention UPI), Bill Johnson C (Honorable Mention UPI), Jim Cason H (First Team IN), Jim Strzykalski H (Honorable Mention UPI)

1950 — John Strzykalski H (Second Team AP), Visco Grgich G (Honorable Mention AP, UPI), Frank Albert QB (Honorable Mention AP), Joe Perry F (Honorable Mention AP)

1951 — Leo Nomellini T (First Team AP) Gordy Soltau E (Second Team UPI), Bruno Banducci G (Second Team AP, UPI), Joe Perry F (Honorable Mention AP)

1952 — *1 Hugh McElhenny HB (First Team AP, UPI, NYN), Leo Nomellini T (First Team AP, UPI, NYN), Gordy Soltau E (First Team AP, UPI, NYN), Bob Toneff T (Second Team AP, UPI, NYN), Bruno Banducci G (First Team NYN), Bill Johnson C (Second Team AP, NYN), Joe Perry RB (Honorable Mention AP, UPI), Ed Henke DE (Second Team UPI, NYN), Visco Grgich G (Honorable Mention UPI), Hardy Brown LB (Second Team NYN), Lowell Wagner DB (Second Team NYN), Jim Cason DB (Honorable Mention AP)

1953 — Bruno Banducci G (First Team UPI), Hugh McElhenny HB (First Team AP, UPI, NYN), Leo Nomellini DT (First Team AP, UPI, NYN, PFD), Joe Perry FB (First Team AP, UPI, NYN, PFD), Gordy Soltau E (Second Team UPI), Bob St. Clair T (Second Team UPI), Bill Johnson C (Second Team UPI), Y.A. Tittle QB (Honorable Mention AP), Charlie Powell DE (Honorable Mention), Art Michalik G (Second Team NYN), Hardy Brown LB (Honorable Mention AP, UPI)

1954 — Bruno Banducci G (First Team AP, UPI, SN, NYN), Leo Nomellini DT (First Team AP, UPI, NYN), Joe Perry FB (First Team AP, UPI, SN, PFD), Billy Wilson E (Second Team AP, UPI, NYN), Bob St. Clair T (Second Team AP, UPI, NYN), Bill Johnson C (First Team NYN), Hugh McElhenny RB (Second Team AP, UPI, SN), John Henry Johnson RB (Second Team UPI, NYN), Bob Toneff DT (Honorable Mention UPI)

1955 — Bob St. Clair T (First Team UPI, NEA), Bob Toneff DT (First Team AP, SN, NYN), Billy Wilson E (First Team UPI, NEA, SN, NYN), Bill Johnson C (Second Team NEA), Joe Perry RB (Honorable Mention AP), Hardy Brown LB (Honorable Mention AP), Rex Berry DB (Second Team NEA)

1956 — Bob St. Clair T (First Team NEA), Billy Wilson E (Second Team AP, UPI, NEA), Hugh McElhenny RB (Second Team AP, UPI, NEA, NYN)

1957 — Marv Matuszak LB (First Team AP, UPI, NEA), Leo Nomellini DT (FirstTeam AP, UPI), *2 Y.A. Tittle QB (First Team AP, UPI, NYN), Billy Wilson E (First Team AP, UPI, NEA, NYN), Dickey Moegle DB (First Team NYN), Clyde Conner E (Second Team NYN), Hugh McElhenny RB (Second Team AP, NEA)

1958 — Billy Wilson E (Second Team NEA, NYN, FW), Bob St. Clair T (Second Team AP, NEA, FW), Dickey Moegle DB (Second Team FW)

1959 — Leo Nomellini DT (First Team AP, UPI, NEA, NYN, HE, DN), J.D. Smith RB (First Team UPI, DN), Abe Woodson CB (First Team AP, UPI), Billy Wilson E (Second Team NEA), Bob St. Clair T (Honorable Mention UPI), Bruce Bosley G (Second Team AP), Matt Hazeltine LB (Honorable Mention UPI), Dave Baker S (Honorable Mention UPI), Ed Dove S (Honorable Mention UPI)

1960 — Abe Woodson CB (First Team AP, NYN), R.C. Owens E (Second Team AP), Bob St. Clair T (First Team NEA), Bruce Bosley G (Second Team UPI, NEA, NYN), Charlie Krueger DE (Second Team AP), Leo Nomellini DT (Second Team AP, NYN), Matt Hazeltine LB (Honorable Mention UPI), Dave Baker S (Second Team AP, UPI, NEA, NYN, DN)

1961 — Abe Woodson CB (First Team NYN), Bob St. Clair T (Second Team NEA), Bruce Bosley G (Second Team NEA), Leo Nomellini DT (Second Team NEA), Ed Dove S (Second Team UPI), Hugh McElhenny RB (Honorable Mention NEA), J.D. Smith RB (Honorable Mention NEA), Dave Baker S (Honorable Mention NEA)

1962 — Abe Woodson CB (First Team NEA, FN), Bob St. Clair T (Second Team AP), Leo Nomellini DT (Second Team UPI), Matt Hazeltine LB (Second Team AP, UPI, NEA), J.D. Smith RB (Honorable Mention UPI)

1963 — Abe Woodson CB (First Team NEA), Bob St. Clair T (Second Team NEA), Matt Hazeltine LB (Honorable Mention AP, NEA)

1964 — Matt Hazeltine LB (First Team CBS), Jimmy Johnson CB (Second Team NEA)

1965 — Dave Parks SE (FirstTeam AP, NEA, UPI, NYN, FN, DN), John Brodie QB (FirstTeam FN, NEA), Bernie Casey E (Honorable Mention UPI), Len Rohde T (Honorable Mention UPI), John Thomas T (Honorable Mention UPI), Ken Willard RB (Second Team AP, UPI, NEA), Clark Miller DE (Honorable Mention UPI), Charlie Krueger DT (Second Team AP), Matt Hazeltine LB (Honorable Mention UPI), Jimmy Johnson CB (Second Team AP, NEA)

1966 — Dave Parks SE (First Team NEA, DN), John Thomas G (First Team AP, NEA), Bernie Casey E (Honorable Mention UPI), Howard Mudd G (Honorable Mention UPI), Bruce Bosley C (Second Team NYN, NEA), Ken Willard RB (Honorable Mention UPI), Charlie Krueger DT (Honorable Mention UPI), Dave Wilcox LB (Second Team UPI, NEA), Jimmy Johnson CB (Second Team AP, UPI)

1967 — Howard Mudd G (First Team NEA), Dave Wilcox LB (First Team NEA)

1968 — Clifton McNeil WR (First Team AP, PWA, NEA, UPI, NYN, FN, DN), Howard Mudd G (First Team AP, NEA, UPI, PF, NYN, FN, DN), Cas Banaszek T (Second Team FN), Ken Willard RB (Second Team UPI), Kermit Alexander CB (Second Team UPI, NYN, FN), Jimmy Johnson CB (Second Team NEA)

1969 — Jimmy Johnson CB (First Team NEA), Len Rohde T (Second Team NEA), Dave Wilcox LB (Second Team UPI, NEA, SI)
1970 — *3 John Brodie QB (First Team AP, NEA, PFWA, FN, PFW), Jimmy Johnson CB (First Team AP, NEA, PFWA, SI, PFW), Gene Washington WR (First Team AP, NEA, PFWA, FN, SI, PFW, DN), Dave Wilcox OLB (First Team NEA, Second Team UPI)
1971 — Forrest Blue C (First Team AP, PFWA, FN, SI), Cedrick Hardman DE (First Team SI), Jimmy Johnson CB (First Team AP, NEA, PFWA, FN, SI, DN), Ted Kwalick TE (Second Team PFWA, NEA, FN), Gene Washington WR (Second Team PFWA, NEA, FN), Dave Wilcox OLB (First Team AP, NEA, PFWA), Bruce Taylor CB (Second Team FN)
1972 — Forrest Blue C (First Team AP, PFWA, FN, SI, DN), Jimmy Johnson CB (First Team AP, NEA, PFWA, SI), Ted Kwalick TE (First Team AP, NEA, FN, DZ), Gene Washington (First Team AP, PFWA, DN), Dave Wilcox OLB (First Team AP, NEA, PFWA, SI), Cedrick Hardman DE (Second Team FN)
1973 — Forrest Blue C (First Team AP, PFWA), Dave Wilcox OLB (First Team NEA, PFWA, FN), Ted Kwalick TE (First Team NYN)
1974 — Forrest Blue C (Second Team FN)
1975 — Cedrick Hardman DE (Second Team NEA)
1976 — Tommy Hart DE (First Team NEA, PFWA, FN), Cleveland Elam DT (Second Team NEA)
1977 — Cleveland Elam DT (First Team AP, NEA, PFWA, SI, NYN, CPW)
1978 — None
1979 — None
1980 — Randy Cross G (Second Team NEA)
1981 — Randy Cross G (First Team NEA, PFWA, FD), *4 Fred Dean DE (First Team AP, PFWA, SN, FD), Dwight Hicks S (First Team FD), Ronnie Lott CB (First Team AP, NEA, PFWA, SN, FD, SI), *5 Joe Montana QB (Second Team AP, NEA, FD), Jack Reynolds LB (Second Team FD), Ray Wersching K (Honorable Mention SI)
1982 — *6 Dwight Clark WR (First Team AP, NEA, PFWA, FW, FD, SI), Keena Turner LB (Second Team NEA), Ronnie Lott CB (First Team FD)
1983 — Keith Fahnhorst T (First Team NEA, CPNW, SI, USA), Ronnie Lott CB (First Team PFWA, FD), Joe Montana QB (Second Team NEA, CPNW), Fred Dean (First Team FI), Dwight Hicks FS (Second Team CPNW)
1984 — Randy Cross G (Second Team AP, NEA, FD), Keith Fahnhorst T (First Team AP, NEA, PFWA, CPNW, SI, USA), *7 Joe Montana, QB (Second Team AP, NEA, CPNW, FD), Eric Wright, CB (Second Team AP), Fred Quinlan C (Second Team CPNW), Ronnie Lott CB (Second Team FD), Keena Turner LB (Second Team CPNW), Dwight Hicks FS (Second Team CPNW)
1985 — Michael Carter NT (Second Team AP, CPNW), Roger Craig FB (First Team CPNW), Randy Cross G (First Team NEA), Keith Fahnhorst T (Second Team NEA), Keena Turner LB (Second Team NEA), Eric Wright CB (First Team AP, NEA, SN, CPNW, FD, SI), Joe Montana QB (Second Team CPNW), Carlton Williamson SS (Second Team CPNW).
1986 — Michael Carter NT (First Team NEA, USA), Randy Cross G (Second Team AP, NEA), Ronnie Lott S (First Team AP, NEA, PFWA, CPNW, FD, FI, USA), *8 Jerry Rice WR (First Team AP, NEA, PFWA, SN, CPNW, FD, SI, FI, USA).
1987 — Michael Carter NT (First Team AP, NEA, PFWA, SN, CPNW, FD, FI), Ronnie Lott S (First Team AP, PFWA, SN, CPNW, FD, USA), Joe Montana QB (First Team AP, PFWA, FD, SI, FI, USA), *9 Jerry Rice WR (First Team AP, NEA, PFWA, SN, CPNW, FD, SI, FI, USA), Don Griffin CB (First Team CPNW), Jeff Fuller SS (Second Team CPNW)
1988 — Michael Carter NT (First Team NEA, CPNW), *10 Roger Craig RB (First Team AP, PFWA, NEA, SN, CPNW, FD, SI, FI, USA), Ronnie Lott S (First Team NEA), *11 Jerry Rice WR (First Team AP, PFWA, SN, FD, USA), *12 John Taylor WR (First Team PFWA, SN, CPNW, FI), Harris Barton T (Honorable Mention AP), Randy Cross C (Honorable Mention AP), Joe Montana QB (Honorable Mention AP), Charles Haley OLB (First Team FI), Tim McKyer CB (First Team CPNW, USA)
1989 — Mike Cofer K (First Team AP, NEA, CPNW, FD), Ronnie Lott S (First Team AP, PFWA, SI, USA), *13 Joe Montana QB (First Team AP, PFWA, NEA, SN, CPNW, SI, FD, FI, USA), Jerry Rice WR (First Team AP, PFWA, NEA, SN, CPNW, SI, FD, FI, USA), John Taylor (Second Team AP – Kick Returner), Guy McIntyre G (First Team CPNW, FD), Michael Walter ILB (Second Team NEA)
1990 — *14 Charles Haley LB–DE (First Team AP, NEA, PFWA, SI, FD, FI, NA, USA), Ronnie Lott S (First Team AP, NEA, PFWA, SI, FD, USA), *15 Joe Montana QB (First Team AP, NEA), *16 Jerry Rice WR (First Team AP, NEA, PFWA, CPNW, SI, SN, FD, FI, NA, USA), Brent Jones TE (Honorable Mention AP), Steve Wallace T (Honorable Mention AP), Guy McIntyre G (Second Team CPNW), Harris Barton T (Second Team NA), Jesse Sapolu C (Honorable Mention AP), Kevin Fagan DE (First Team NA), Pierce Holt DE (Second Team NA), Michael Carter NT (Honorable Mention AP), Matt Millen LB (Honorable Mention AP)
1991 — Jerry Rice WR (First Team SN), Harris Barton T (First Team SI), Steve Wallace T (Second Team CPNW), Guy McIntyre G (Honorable Mention AP), Michael Carter NT (Honorable Mention AP), John Taylor KR (Honorable Mention AP)
1992 — Harris Barton T (First Team AP, PFWA, SI, FD, USA), Pierce Holt DE (Second Team NEA, AP), Brent Jones TE (First Team NEA, CPNW), Guy McIntyre G (First Team CPNW, FI, USA), Jerry Rice WR (First Team AP, NEA, PFWA, CP, SI, SN, FD, FI, USA), Steve Wallace T (First Team PFWA, CPNW), *17 Steve Young (First Team AP, NEA, PFWA, CPNW, SI, SN, FD, FI), Ricky Watters RB (Honorable Mention AP), Michael Carter DT (Honorable Mention AP), Jesse Sapolu C (Honorable Mention AP), Roy Foster G (First Team USA), George Seifert Coach (Second Team CPNW)
1993 — Harris Barton T (First Team AP, PFWA, SN, CPNW, USA), Brent Jones TE (First Team USA), Tim McDonald S (First Team CPNW, FD), *18 Jerry Rice WR (First Team AP, PFWA, SN, CPNW, SI, FD, FI, USA), Steve Young QB (First Team AP, PFWA, CPNW, FD, FI), Steve Wallace T (First Team FD), Guy McIntyre G (First Team FD, FI), Jesse Sapolu C (Honorable Mention AP), Dana Stubblefield DT (Honorable Mention AP), Merton Hanks FS (First Team SI)
1994 — Merton Hanks FS (First Team SN, CPNW, USA, SI, FD, USA), Brent Jones TE (Second Team AP), Jerry Rice WR (First Team AP, PFWA, SN, CPNW, SI, FD, FI, USA), Deion Sanders CB (First Team AP, PFWA, CPNW, SN, SI, FD, FI, USA), *19 Steve Young QB (First Team AP, PFWA, SN, CPNW, SI, FD, FI, USA), Dana Stubblefield DT (First Team FI, USA), Ken Norton Jr. MLB (Honorable Mention AP), Steve Wallace T (Honorable Mention AP), Jesse Sapolu G (Honorable Mention AP), Bart Oates C (Honorable Mention AP), Tim McDonald SS (Second Team FD)

1995 — Merton Hanks FS (First Team AP, PFWA, SN, CPNW, FD, FI, USA, SI), Ken Norton Jr. LB (First Team AP, PFWA, CPNW, FD, FI), Eric Davis CB (First Team AP, PFWA, CPNW), Jerry Rice WR (First Team AP, PFWA, SN, CPNW, FD, FI, USA, SI), Brent Jones TE (Honorable Mention AP), Harris Barton T (Honorable Mention AP), Jesse Sapolu G (Honorable Mention AP), Tim McDonald SS (Second Team AP, CPNW, FD), Kirk Scrafford G (Honorable Mention AP), Bart Oates C (Honorable Mention AP), Steve Young QB (Second Team AP), Dana Stubblefield DT (First Team CPNW, FI), Bryant Young DT (Honorable Mention AP), Gary Plummer LB (Honorable Mention AP), Lee Woodall LB (Second Team CPNW, FD)

1996 — Jerry Rice WR (First Team AP, CPNW, PFWA, SN, FD, FI, USA), Jesse Sapolu C (Second Team CPNW), Roy Barker DE (Honorable Mention AP), Bryant Young DT (First Team AP, PFWA, SN, CPNW, FD, SI, FI, USA), Dana Stubblefield DT (Second Team CPNW), Ken Norton Jr. MLB (First Team SI), Marquez Pope CB (Honorable Mention AP), Merton Hanks FS (First Team AP, USA, CPNW), Tim McDonald SS (Honorable Mention AP), Jeff Wilkins K (Honorable Mention AP)

1997 — *20 Dana Stubblefield DT (First Team AP, SI, PFWA, PFW, FI, CPNW, SN, SI, FD), Merton Hanks FS (First Team CPNW, FD), Chris Doleman DE (Second Team CPNW), Bryant Young DT (Second Team CPNW), Steve Young QB (Second Team CPNW, FD), Kevin Gogan G (First Team FI)

1998 — Kevin Gogan G (First Team CPFW), Merton Hanks FS (First Team USA), Garrison Hearst RB (Second Team CPFW, FN), Terrell Owens WR (Second Team FN), Bryant Young DT (First Team SN), Steve Young QB (First Team SN)

1999 — Bryant Young DT (Second Team AP, CPFN, FD)

2000 — Terrell Owens WR (First Team AP), Ray Brown G (Second Team CPNW)

2001 — Terrell Owens WR (First Team AP, PFW, FD, CPNW, SN), Ray Brown G (Second Team AP, FD, CPNW), Scott Gragg T (Second Team FD), Bryant Young DT (First Team CPNW, Second Team AP, FD)

2002 — Fred Beasley FB (First Team SI, FD, Second Team AP), Derrick Deese T (First Team SI, Second Team FD), Jeremy New–berry C (First Team PFW), Terrell Owens WR (First Team AP, SI, PFW, FD, SN), Tony Parrish S (First Team SI, FD), Julian Peterson LB (First Team CPNW, Second Team AP, FD), Ron Stone G (First Team PFW, FD)

2003 — Fred Beasley FB (First Team FD, Second Team AP), Tony Parrish S (First Team PFW, Second Team AP), Julian Peterson LB (First Team AP, SI, PFW, FD, SN), Ron Stone G (Second Team FD)

2004 — None

2005 — None

2006 — *Frank Gore RB (Second Team AP, First Team USA, All–NFC PFWA), Walt Harris CB (All–NFC PFWA)

2007 – *Patrick Willis LB (First Team AP, SN, SI, PFWA, All–Rookie PFWA), Andy Lee P (First Team AP, PFWA), Michael Robinson RB (First Team SI – special teams)

2008 – Patrick Willis LB (Second Team AP)

*1 (1952) McElhenny was named UPI "Rookie of the Year" and Sport Magazine's "Player of the Year."
*2 (1957) Tittle was named UPI's "Player of the Year."
*3 (1970) Brodie was consensus NFL "Player of the Year" and consensus NFL "Offensive Player of the Year."
*4 (1981) Dean was named NFLPA's NFL "Defensive Lineman of the Year."
*5 (1981) Montana was named MVP of Super Bowl XVI.
*6 (1982) Clark was named Sports Illustrated's NFL "Player of the Year."
*7 (1984) Montana was named MVP of Super Bowl XIX.
*8 (1986) Rice was named Sports Illustrated's NFL "Player of the Year." He was also named NFL "Offensive Player of the Year."
*9 (1987) Rice was consensus NFL "Player of the Year" and consensus NFL "Offensive Player of the Year."
*10 (1988) Craig was named UPI NFC "Offensive Player of the Year," AP's NFL "Offensive Player of the Year," and Sports Illustrated's NFL "Player of the Year."
*11 (1988) Rice was named MVP of Super Bowl XXIII.
*12 Taylor was named NFLPA's NFC "Special Teams Player of the Year."
*13 (1989) Montana was named MVP of Super Bowl XXIV, consensus NFL "Player of the Year," and consensus NFL "Offensive Player of the Year."
*14 (1990) Haley was named UPI NFC "Defensive Player of the Year."
*15 (1990) Montana was named AP's NFL MVP, and Male Athlete of the Year. He was also named "Sportsman of the Year" by Sports Illustrated.
*16 (1990) Rice was named Sports Illustrated's NFL "Player of the Year."
*17 (1992) Young was consensus NFL "Player of the Year" and consensus NFL "Offensive Player of the Year."
*18 (1993) Rice was AP's "Offensive Player of the Year" and NEA's "Offensive Player of the Year."
*19 (1994) Young was consensus NFL "Player of the Year."
*20 (1997) Stubblefield was NFL "Defensive Player of the Year."
*21 (2006) Gore was named PFWA's "Most Improved Player."
*22 (2007) Willis was named AP's and PFWA's "Defensive Rookie of the Year."

AAFC – All–America Football Conference, AP – Associated Press, CBS – CBS–TV, CO – Coaches All Pro Team, CPNW – College and Pro Football Newsweekly, CPFN – College and Pro Football Weekly, DN – Detroit News, DP – Detroit Press, FD – Football Digest, FI – NFL Films, FN – Football News, FW – Pro News Football Weekly, HE – Hearst All–Pro, HF – Pro Football Hall of Fame, IN – International News Service, NA – The National, NEA – Newspaper Enterprise Association, NYN – New York News, PFD – Pro Football Digest, PFI – Pro Football Illustrated, PFW – Pro Football Weekly, PFWA – Pro Football Writers, SI – Sports Illustrated, SN – Sporting News, SP – Sport Magazine, UPI – United Press International, USA – USA Today

SAN FRANCISCO'S WINNING TRADITION

For two decades (1980–99), the San Francisco 49ers established themselves as the NFL's most dominant franchise. The 49ers won more Super Bowls, posted more winning seasons, claimed more divisional titles and made more playoff appearances than any team in the league over that 20–year stretch.

Since the DeBartolo Corporation purchased the team in 1977, the 49ers made one of the most dramatic turnarounds in sports history, rebounding from back–to–back 2–14 seasons in 1978–79 to Super Bowl Champions in 1981. The 49ers unparalleled success continued into the '90s, winning their fifth Super Bowl in 1994, becoming the first team in NFL history to win five Super Bowl titles.

SINCE 1980:

WINNING SEASONS

20	Miami
19	**SAN FRANCISCO**
19	Pittsburgh
19	New England
18	Denver
18	Dallas
17	Minnesota
16	Philadelphia
15	Kansas City
15	Washington
15	New York Giants
14	Green Bay
14	Indianapolis
14	Tennessee

DIVISION TITLES

14	**SAN FRANCISCO**
12	Pittsburgh
9	Chicago
9	Dallas
9	New England
9	Miami
8	Denver
8	Green Bay
8	San Diego

PLAYOFF APPEARANCES

18	**SAN FRANCISCO**
16	Pittsburgh
15	Dallas
15	Miami
15	Philadelphia
15	Minnesota
14	Denver
14	St. Louis
14	New York Giants
14	Tennessee
13	New England
12	Green Bay
12	Buffalo

PLAYOFF GAMES

36	**SAN FRANCISCO**
31	Pittsburgh
30	Dallas
30	New England
29	Philadelphia
27	New York Giants
27	Denver
27	Miami
26	Washington
24	Green Bay
24	Buffalo
24	Minnesota
23	Oakland

CONFERENCE CHAMPIONSHIP GAMES

10	**SAN FRANCISCO**
8	Pittsburgh
7	Dallas
7	New England
7	Denver
6	Philadelphia

SUPER BOWL APPEARANCES

6	New England
5	**SAN FRANCISCO**
5	Denver
4	Buffalo
4	New York Giants
4	Washington
3	Dallas
3	Oakland
3	Pittsburgh

SUPER BOWL VICTORIES

5	**SAN FRANCISCO**
3	New England
3	Washington
3	Dallas
3	New York Giants
2	Pittsburgh
2	Denver
2	Oakland

STADIUM INFORMATION

Original Ground Breaking: 1958
Stadium Named: 1959. Named "Candlestick Park" in balloting among fans. More than 15,000 entries were submitted.
Renamed 3Com Park in 1995. Renamed Monster Park in 2005. Renamed Candlestick Park in 2008.
Expansion: November 19, 1969
First 49ers Regular Season Game: October 10, 1971 vs. L.A. Rams
Playing Surface: Natural Grass
Approximate Cost: $24.6 million (not including expansion cost)
Stadium Area: 14.5 acres on 82–acre site
Stadium Diameter: 680 feet at its shortest, 840 feet at its longest
Height: 120 feet
Steel Used: 1,034 tons structural steel; 8,000 tons reinforcing steel
Concrete Used: 50,000 cubic yards of concrete
Capacity: 69,732
Restrooms: 70
Concession Stands: 60
Parking Capacity (Approximately)
Cars 7,000
Buses 300

49ERS TOP-TEN HOME CROWDS

RANK	OPPONENT	ATTENDANCE	DATE	RESULTS
1.	Green Bay#	69,311	1–6–96	Packers 27–17
2.	Dallas@	69,125	1–15–95	49ers 38–28
3.	Dallas	69,014	11–13–94	49ers 21–14
4.	Green Bay@	68,987	1–11–98	Packers 23–10
5.	Dallas	68,919	11–10–96	Cowboys 20–17 (OT)
6t.	Dallas	68,657	11–2–97	49ers 17–10
	Pittsburgh	68,657	11–7–99	Steelers 27–6
8.	Detroit	68,585	12–14–98	49ers 35–13
9.	Carolina	68,572	11–8–98	49ers 25–23
10.	Green Bay	68,539	12–10–06	Packers 30–19

NFC Playoff, @ NFC Championship
NOTE: 49ers home attendance record is 70,000 (est.) vs. New England (10–22–89). The game was played at Stanford Stadium due to the 1989 Loma Prieta Earthquake.

49ERS HOME STADIUMS

STADIUM	YEARS USED	FIRST GAME	LAST GAME
Kezar Stadium	1946–70	N.Y. Yanks 21, 49ers 7 (Sept. 8, 1946)	Dallas 17, 49ers 10 (Jan. 3, 1971)
Candlestick Park	1971–Present	49ers 38, Cleveland 24 (Aug. 8, 1971) *	
		L.A. Rams 20, 49ers 13 (Oct. 10, 1971) **	

* Preseason game ** First regular season

Duck! You've got mail!

49ERS e-Blitz

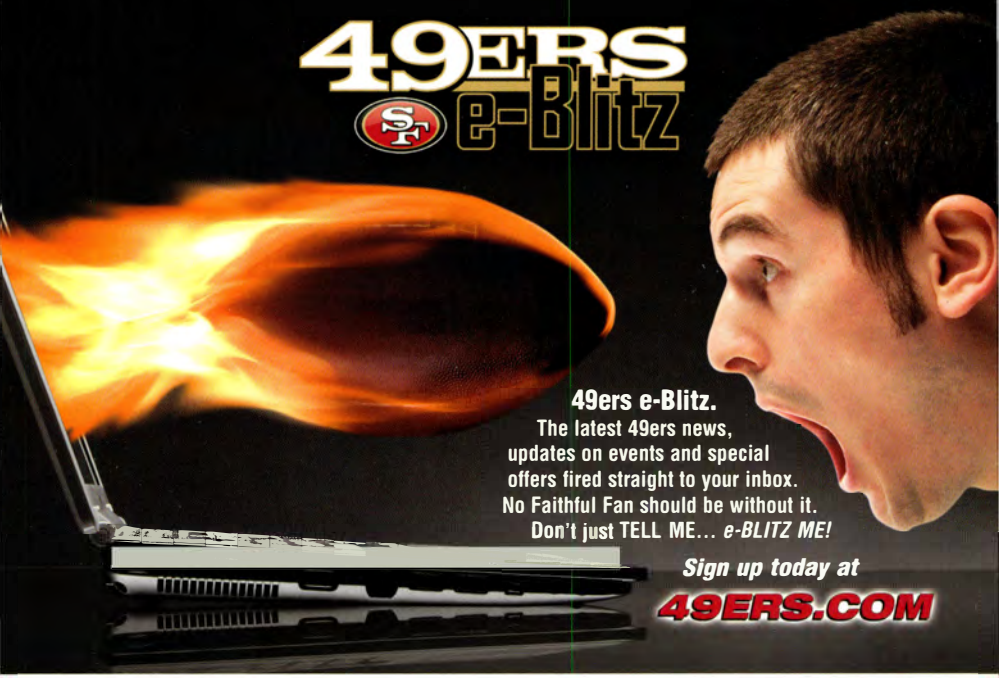

49ers e-Blitz.
The latest 49ers news,
updates on events and special
offers fired straight to your inbox.
No Faithful Fan should be without it.
Don't just TELL ME... *e-BLITZ ME!*

Sign up today at
49ERS.COM

WE GIVE OUR STARS MORE SCREEN TIME





All 49ers, all the time!

It's where fans meet fans

49ERS.COM

THE OFFICIAL WEBSITE OF THE SAN FRANCISCO 49ERS

News • Stats • Roster • Tickets
Gold Rush • TV49 • Fanzone • Community
Merchandise • Kids Club

LOG ON TODAY!

49ersFaithful.net

At 49ersFaithful.net you can find other Faithful fans to connect with in your area, enter to win 49ers memorabilia, send in your favorite photos or become a member of a 49ers Booster Club – all in one spot.
49ersFaithful.net

LOG ON TODAY!



It starts with special teams.

From our hop farmers to our brewmasters, it takes special teams of dedicated people to bring you the signature taste of Budweiser – the perfect combination of flavor and refreshment.

49ERS

RESPONSIBILITY MATTERS

© 2009 Anheuser-Busch, Inc., Budweiser® Beer, St. Louis, MO