

RAMS

1977

Official
Media Guide



\$1.25



Ralphs leads the league in selection.

You'll find more choices at Ralphs than just about any other supermarket. From super fresh produce to super meats... Ralphs has more of what makes a supermarket Number One.

© 1977 by Ralphs Groc. Co.

**Switch to Number One*
...switch to**



*Number one in shopper preference in the Los Angeles-Orange County area according to independent studies.

1977 SCHEDULE

Date	Opponent
Pre-Season	
Aug. 6	Minnesota, 7 p.m.
Aug. 13	Philadelphia, 7 p.m.
Aug. 21	at San Francisco, 1 p.m.
Aug. 27	at Kansas City, 5:30 p.m. (PDT)
Sept. 1	San Diego, 7:30 p.m.
Sept. 9	Oakland, 7:30 p.m.

Regular Season

Sept. 18	at Atlanta, 10 a.m. (PDT)
Sept. 25	Philadelphia, 1 p.m.
Oct. 2	San Francisco, 1 p.m.
Oct. 10	at Chicago, 6 p.m. (PDT)
Oct. 16	New Orleans, 1 p.m.
Oct. 24	Minnesota, 6 p.m.
Oct. 30	at New Orleans, 11 a.m. (PST)
Nov. 6	Tampa Bay, 1 p.m.
Nov. 13	at Green Bay (Mil.), 11 a.m. (PST)
Nov. 20	at San Francisco, 1 p.m.
Nov. 27	at Cleveland, 10 a.m. (PST)
Dec. 4	Oakland, 1 p.m.
Dec. 11	Atlanta, 1 p.m.
Dec. 17	at Washington, 10 a.m. (PST)

1976 RESULTS

Pre-Season	Rams	Opp.
Tampa Bay	26	3
Dallas	26	14
at Seattle	16	13
at Oakland	23	14
Buffalo	31	17
San Francisco	10	3

Regular Season

at Atlanta	30	14
at Minnesota	10	10
New York Giants	24	10
at Miami	31	28
San Francisco	0	16
Chicago	20	12
at New Orleans	16	10
Seattle	45	6
at Cincinnati	12	20
St. Louis	28	30
at San Francisco	23	3
New Orleans	33	14
Atlanta	59	0
at Detroit	20	17
*at Dallas	14	12
**at Minnesota	13	24

*NFC Playoffs

**NFC Championship



More publications available at:

www.retroseasons.com/library/

The Los Angeles Rams

Official Media Guide

CONTENTS

THE 1977 RAMS

BIOGRAPHIES, COACHES	12-19
BIOGRAPHIES, EXECUTIVES	7-11
BIOGRAPHIES, ROOKIES & FIRST YEAR VETERANS	66-71, 76
BIOGRAPHIES, STAFF	20-23
BIOGRAPHIES, VETERANS	26-65
DEPTH CHART	3
DIRECTORY	2
DRAFT	83
EXECUTIVE BOARD	4-5
FINGER TIP INFORMATION	6
HALFTIME PERFORMERS	79
HOTELS	79
MEDIA INFORMATION	11
OPPONENTS	78-79
PRONUNCIATION GUIDE	144
ROSTER, ROOKIE AND FIRST YEAR VETERAN	74-75
ROSTER, VETERAN	72-73
SCHEDULE, RADIO AND TELEVISION	144

RAMS REFERENCE MATERIAL

ATTENDANCE INFORMATION	84-85
AWARD, REEVES MEMORIAL	138
AWARDS, YE OLD RAMS	110
DRAFT, PREVIOUS FIRST CHOICES	83
HISTORICAL HIGHLIGHTS	86-90
LASTS IN RAM FOOTBALL	65
LONGEST PLAYS	108-109
PRO BOWL	103
RECORDS, ALL-TIME LEADERS	111
RECORDS, COACHES	19
RECORDS, INDIVIDUAL	112-117
RECORDS, TEAM	118-124
ROSTER, ALL-TIME	104-107
ROSTER, ALL-TIME COACHES	107
SCORES, PRE-SEASON	97-99
SCORES, REGULAR SEASON	91-96
SCORES, SERIES	99-102
SEASON REVIEW, 1976	124-133
STATISTICS, 1976 INDIVIDUAL	80-81
STATISTICS, 1976 TEAM	82

NATIONAL FOOTBALL LEAGUE INFORMATION

ALL-NFL, NFC, AFC	142-143
RESULTS, MISCELLANEOUS	141
SCHEDULE, REGULAR SEASON	136-138
SCHEDULE, PRE-SEASON	139
SCORES, 1976	134-136
STANDINGS, 1976	140

WRITTEN AND EDITED BY RAMS PUBLIC RELATIONS DEPARTMENT: Jerry Wilcox, Jack Geyer, Robin Stern. COVER DESIGN: Sal Portero. GRAPHICS: Heath & Associates.

Club Directory

CARROLL ROSENBLOOM	President
DON KLOSTERMAN	Executive Vice-President and General Manager
STEVE ROSENBLOOM	Assistant to the President
JACK TEELE	Administrative Assistant
DICK STEINBERG	Director of College Scouting
DON CANNING	Controller
JERRY WILCOX	Director of Public Relations
JACK GEYER	Director of Public Relations
CHUCK KNOX	Head Coach
TOM CATLIN	Linebacker Coach
JACK FAULKNER	Special Assistant
RAY MALAVASI	Defensive Coordinator
ELIJAH PITTS	Offensive Backfield and Special Teams Coach
RAY PROCHASKA	Offensive Coordinator
KAY STEPHENSON	Quarterbacks Coach
LIONEL TAYLOR	Receivers Coach
JIM WAGSTAFF	Defensive Backfield Coach
DON HEWITT	Equipment Manager
GARY TUTHILL	Trainer
GEORGE MENEFEE	Trainer
MICKEY DUKICH	Film Director
E. GREGORY HOOKSTRATTEN	Legal Counsel
GABE BARTOLD	Entertainment Director
HECKLE LYNN	Assistant Equipment Manager
LEROY LAKE	Blair Field Manager
CHUCK BENEDICT	Speakers Bureau

SCOUTING STAFF: Harley Sewell, John Math, Bill Phillips, John Trump, Jack Stovall, Dwain Lyon, Wilbur Lucas.

MEDICAL STAFF: Dr. Robert Kerlan, Team Physician; Dr. Toby Freedman, Associate Physician; Dr. Clarence Shields, Associate Physician.

TICKET DEPARTMENT: Don Johnson, Manager; Jerry Mickelsen, Don Nims.

SECRETARIAL STAFF: Mary Phillips, Coaching Staff; Trudy Repogle, Receptionist; Barbara Heerd, Controller; Toni Blaylock, Administrative; Gloria Conroy, Administrative; Robin Stern, Public Relations; Chris Anderson, Scouting; and Chris Kakehashi, Ticket Office.

OFFICE AIDES: Clay Robbins, Al Gray.

GENERAL OFFICES: 10271 West Pico Blvd., Los Angeles, California 90064. Phone: (213) 277-4700. Ticket Office (277-4744).

COACHING OFFICES: Recreation Park, 5000 East Anaheim St., Long Beach, California 90804. Phone: (213) 433-4913.

STADIUM: Los Angeles Memorial Coliseum (71,432).

TRAINING CAMP: California State University, Fullerton, Ca. (714) 879-9220.

PRACTICE SITE: Blair Field, Long Beach, California.

TEAM COLORS: Royal Blue, Gold and White.

Rams Depth Chart

OFFENSE

- WR—29 Harold Jackson, 80 Dwight Scales, 82 Willie Miller,
38 Billy Waddy, 24 Ron Gustafson
- LT—77 Doug France, *62 Jeff Williams, *73 Ira Watley*
- LG—65 Tom Mack, 63 Greg Horton, *66 Donnie Hickman*
- C—61 Rich Saul, *51 Rick Nuzum, 59 Barry Caudill,*
**56 Mitch Kahn*
- RG—60 Dennis Harrah, *68 Ed Fulton, *67 Mike Solari*
- RT—75 John Williams, *78 Jackie Slater, *71 Chuck Platt
- TE—83 Terry Nelson, 86 Charles Young, *84 Don Petersen*
- WR—81 Ron Jessie, *88 Freeman Johns, 34 Jerrald Taylor,*
87 Tom Geredine, 37 Averell Harris
- QB—11 Pat Haden, 12 Joe Namath, *15 Vince Ferragamo*
- RB—30 Lawrence McCutcheon, 45 Jim Bertelsen, 32 Cullen
Bryant, *26 Wendell Tyler, 23 Art Best, *25 Ron Jamerson*
- RB—22 John Cappelletti, 39 Rod Phillips, 33 Rob Scribner,
43 Jim Jodat, 47 Brad Davis, 41 John Henson,
44 Walter Wingard

DEFENSE

- LE—85 Jack Youngblood, 70 Al Cowlings
- LT—79 Mike Fanning, *71 Eary Jones, *73 Nate Alexander
- RT—90 Larry Brooks, *72 Cliff Frazier, *67 Stan Varner*
- RE—89 Fred Dryer, 76 Cody Jones, *78 Greg Marderian
- LLB—53 Jim Youngblood, 52 Rick Kay, 50 Kevin McLain,
54 Bob Brudzinski
- MLB—64 Jack Reynolds, 55 Carl Ekern
- RLB—58 Isiah Robertson, 57 Mel Rogers, *56 Ron McCartney*
- LC—49 Rod Perry, 27 Pat Thomas, *25 Curtis Royall
- RC—28 Monte Jackson, *46 Gregg Butler*
- SS—42 Dave Elmendorf, *21 Nolan Cromwell, 31 Oscar*
Edwards
- FS—48 Bill Simpson, *20 Rod Bockwoldt*

SPECIALISTS

- P—9 Rusty Jackson, *17 Glen Walker, 14 Mark Gollhardt*
- K—10 Tom Dempsey, *8 Ian Sunter, 6 John Delaney, 5*
5 Carson Long
- H—11 Pat Haden

*Indicates duplicate number

Rookies and first-year veterans indicated by *italics*.



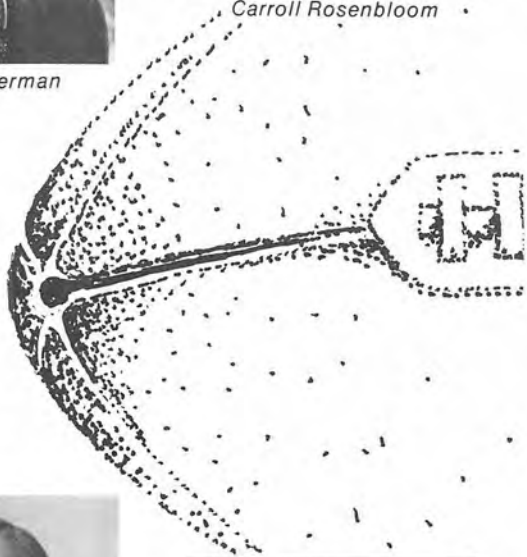
Lew R. Wasserman



Carroll Rosenbloom



Don Klosterman



James Stone



Earl Burke



Steve Rosenbloom



Don Canning



RAMS EXECUTIVE BOARD



Georgia Rosenbloom



E. Gregory Hookstratten



Jack Teele

Finger Tip Information

CLUB FORMED: 1937 as the Cleveland Rams
Franchise moved to Los Angeles in 1946.

TITLES WON: Two World Championships (1945 and 1951)
Five Conference Championships (1945,
1949, 1950, 1951, 1955)
Two Coastal Division Championships (1967,
1969)
Four NFC West Championships (1973, 1974,
1975, 1976)

TICKET INFORMATION: Reserved seats \$12, \$10. Phone 277-4744.

MISCELLANEOUS DATES:

July 18	— Advance Camp
July 22	— Remainder of squad reports
July 29	— Picture Day (9:30 a.m.)
Aug. 9	— Cutdown to 60
Aug. 30	— Cutdown to 52
Sept. 6	— Cutdown to 48
Sept. 12	— Cutdown to 43
Sept. 15	— 2-Man Inactive List Set

Ralphs is a Super Bowl of produce.



Everything you need to add a healthy, eye-appealing touch to your outdoor barbecues this summer. For quality, selection and the right price, Ralphs is a winner every time.

1977 by
Ralphs Groc. Co.

**Switch to Number One*
...switch to**



*Number one in shopper preference in the Los Angeles-Orange County area according to independent studies.

Rams Executives

CARROLL ROSENBLOOM, Owner and President

It could be coincidental that just about the time Carroll Rosenbloom arrived in Southern California to assume ownership of the local football franchise, the Rams started to win.

On the other hand, pro football watchers in Baltimore, where Rosenbloom's Colts recorded 16 consecutive winning seasons, will testify to a more accurate version — that the man knows how to win and has done so with amazing regularity in the NFL for more than two decades.

Four consecutive NFC Western Division titles have come to Los Angeles since Rosenbloom traded his Colts for the Rams in that historic transaction during July of 1972. Rosenbloom spent that fall in the role of an observer, but following a 6-7-1 season he made the first of many moves designed to bring a winner to Ram fans. He hired a Detroit Lions assistant named Chuck Knox to be his head coach, and what followed was a miraculous turnabout that happened so quickly that only the perfectionist Rosenbloom was ready for it.

In four seasons since he became the active Rams owner, the club has won nearly 80 per cent of its games, accumulated four division championships and has played for the conference crown in each of the last three seasons. The record is 44-11-1 with the team averaging 11 wins a year.

Rosenbloom's formula for his franchises' continuity of success has centered around his remarkable penchant for choosing winning coaches. Knox, for example, has turned into the winningest active head coach in the NFL and, in addition, other head coaches discovered and first hired by Rosenbloom have won four of the last nine Super Bowls.

Obviously, success is nothing new to Rosenbloom whose acquisition of the Rams culminated on July 14, 1972. Carroll had revived professional football in Baltimore in 1953 after a previous franchise there had been dissolved in 1950. From 1958 through '71 Rosenbloom's Colts built the best record in the NFL.

Carroll has a reputation as an interested and active owner. He is a frequent visitor at training camp and at practice sessions, and makes it his pleasure to know the players as individuals.

Besides his devotion to his own team, Carroll has always been a leader in NFL policy-making decisions. For example, he lent his business acumen and negotiating skill as a key force on the NFL Executive Committee which completed the merger agreement with the former American Football League.

Just as Rosenbloom was a positive force behind the success of the

merger, so has he been a prime example of what excellent management can do in professional football. Perhaps the Rosenbloom success formula can best be explained by his philosophy: The man is totally dedicated to fan comfort and enjoyment. "The first objectives are to see that the fans are entertained and that they are comfortable," he believes.

The best way to do the former, he feels, is to play winning football. The best way to do the latter is to push for improved stadium conditions, a project that has occupied much of his time since moving to Southern California.

This fall, for example, Rosenbloom is responsible for a new seating configuration in the Coliseum that will bring 40,000 seats closer to the action by moving the field 20 yards west and installing 10,000 new bleacher seats in the east end zone.

Carroll likes to be described as a football executive, despite the fact that he is involved in many other ventures. Carroll is an active and resident owner. He and his beautiful wife, the former Georgia Hayes, live in Bel-Air.

A Baltimore native, Carroll attended Pennsylvania's Wharton School of Finance. He played halfback at Penn and also pitched for the school's baseball team. Golfing has been his game for relaxation, but since moving to the Southland he has revived an abiding interest in tennis.

He has also been active in civic affairs. This year Carroll served as National Chairman of the Victor Awards Banquet, benefitting the City of Hope.

DON KLOSTERMAN, Executive Vice-President and General Manager

There are many reasons for the success of the Rams during the last four years, such as the front office leadership of owner Carroll Rosenbloom or the on-the-field organization of head coach Chuck Knox.

Just as instrumental have been the personnel moves by Ram management, and much of the credit for the trading, drafting, waiving, claiming and signing during this period must go to Don Klosterman, the club's Executive Vice-President and General Manager.

During his 17 years as a pro football executive Klosterman has earned the admiration throughout the NFL for his work in the front office and personnel departments. Success has followed him wherever he has gone.

An example of this has been in Los Angeles, where Ram teams have won four consecutive division titles since Klosterman arrived back "home" in the summer of 1972, along with Rosenbloom, who had traded his Colts for the Rams and then persuaded his Baltimore general manager to go west with him.

It's in the important area of player personnel that Don has made a name for himself that is second to none in the NFL. The former Loyola University star quarterback helped build title-winning teams in San Diego, Kansas City and Houston before joining Rosenbloom in Baltimore.

During those early years Don became a driving force in the ultimate acceptance of the young American Football League.

Don began his front office career in 1960 as a scout with the fledgling Los Angeles Chargers who, sparked by players he had scouted, quickly became a dominate AFL power when the club moved to San Diego. Football men noted Klosterman's eye for talent, and one of them, Lamar Hunt, lured him to his Dallas Texans (now the Kansas City Chiefs) and more Klosterman signees helped turn Hunt's team into an eventual Super Bowl winner.

Next stop on the trail back to Los Angeles was Houston, where Klosterman became General Manager in 1966. A year later the Oilers had won the Eastern Division title of the AFL and the team never again finished lower than second under Don's leadership.

Then it was on to Baltimore in 1970 as Don was hired as general manager for Rosenbloom, whom Don calls "the best owner in all of professional sports."

Born in Lemars, Iowa, Don grew up in Compton, Calif. as one of 15 children. At Loyola, as "The Duke of Del Rey," he led the Lions through their most successful athletic era, setting seven NCAA passing records, including one for career completions (368) which lasted 13 years and another for most completions in a season (159) which stood for 12 years. One night, against Florida, he set three records — 33 completions in 63 attempts for 372 yards.

The university was grateful. It retired Don's jersey (No. 10) and in 1971 honored him as its "Alumnus of the Year." Today he is a member of its Board of Regents.

Don's pro football career began as Cleveland's first round draft choice. With Otto Graham as the Browns' incumbent QB, Don was traded to the old Dallas Texans, then to the Rams where he backed up Bob Waterfield and Norm Van Brocklin in 1952.

Following two years in the Air Force, Don played in Canada for the Calgary Stampeders, and at one time held the CFL record for the longest pass, 106 yards.

Don's active gridiron career ended in 1957 when he suffered near fatal injuries after veering during a high-speed ski run to miss a young person on the trail. He went off a cliff at approximately 45 m.p.h., and it took eight operations and 18 recuperative months before he was released from the hospital.

Doctors told Klosterman he would never walk again, and he took that as a challenge. Today, he not only walks, but swims, dances and golfs in the low 80s.

It sums up the determination and courage of the man and is testimony to his character.

STEVE ROSENBLOOM, Assistant to the President

Steve Rosenbloom, a 32-year-old executive who has worked in almost every phase of a professional football operation, from picking up dirty socks to signing the pay checks, is the key man behind the Rams year-around, day-by-day functioning.

Steve is in charge of virtually every facet of the business that does not pertain to player personnel. This includes the budget, the various contracts with the Coliseum, the Blair Field (Long Beach) complex, the pre-season schedules, the controller, the public relations department and the ticket department.

In addition to his Rams duties, Steve has found time to involve himself in such community endeavors as serving on the boards of both the Los Angeles Boys Club and the Southern California Visitors Council. Before leaving Baltimore for Los Angeles in 1974, when he joined the Rams organization, Steve was a Director of the Maryland Chapter of the National Cystic Fibrosis Research Foundation.

Before coming west, Steve was President of the Baltimore Colts from March, 1971, until July, 1972, when his father, Carroll Rosenbloom, traded that franchise for the Rams. Following the swap, Steve remained in Baltimore for a year to assure a smooth transition. Following his move to Los Angeles, Steve spent a season assessing the team before assuming the title of Assistant to the President in the spring of 1974.

Steve obtained a degree in business management at Georgetown University in 1967 and immediately joined the Colts on a full-time basis. He had prepared for this move by working closely during his collegiate days with the late Don Kellett, then Colts general manager.

Few football executives boast of Steve's training and background. At age 12 he was assistant equipment manager of Baltimore during training camp and weekends. At age 17 he joined the club's public relations office at training camp.

As a full-time employee, Steve was first the Business Manager where responsibilities also included road trip arrangements. Two years later, 1969, he became Assistant to the President where he worked with the player personnel, signing players and scouting.

Baltimore climaxed its 1970 campaign with a 16-13 Super Bowl victory over Dallas and two months later Carroll Rosenbloom elevated Steve to the club's presidency.

Steve, born November 23, 1944, in Atlantic City, N.J., his wife, the former Renee Bauchat, and their two-year-old son, James Carroll, reside at Rolling Hills Estates.

JACK TEELE, Administrative Assistant

Jack Teele enters his 18th season as a Rams staff member in 1977. The onetime newspaper columnist (Long Beach Independent & Press-Telegram) became Public Relations Director in 1960 and soon

demonstrated the administrative ability and innovative talent which brought him respect throughout the National Football League.

Teele became the trusted right hand man to the previous club owner, the late Dan Reeves, when he was named Assistant to the President in March, 1969. Reeves died in April, 1971. When Carroll Rosenbloom took over in July, 1972, he made Teele Administrative Assistant.

In this capacity Teele works closely with both Carroll and Steve Rosenbloom and general manager Don Klosterman. Teele's duties are many and include managing the training camp and supervising the club's Long Beach complex, which includes the coaches' offices and practice facilities. He also handles all the club's travel and practice arrangements.

Teele, born June 17, 1930, at Bloomington, Ill., is another transplanted Californian. He graduated from Long Beach Polytechnic High School, Long Beach City College and Long Beach State. He participated in basketball and golf in high school and was a guard on State's first-ever basketball team in 1951-52.

Teele was a full-time employee in the sports department of the Independent & Press-Telegram while attending school (1949-52) until he joined the Army. Following two years with the Counter Intelligence Corps in Japan he returned to the newspaper in 1954 as a sports writer and columnist.

Teele covered the Rams for his paper for three years, starting in 1957, before joining the club.

Named to the Long Beach City College Hall of Fame in 1976, Teele in 1971 was also tabbed as Long Beach State's Outstanding Alumnus. For the past six years he has served as chairman of the Dan Towler Scholarship Fund Committee. The Towler Fund provides aid for black ministerial students.

Jack, wife Marilyn, and daughters Dana, 21, and Lisa, 19, reside at Long Beach.

Media Information

- WILL CALL:** Located opposite tunnel 4 on south side of Coliseum, opens 1½ hours prior to game time.
- PRESS GATE:** Located opposite tunnel 6 on south side of Coliseum, opens 2 hours prior to game time.
- SERVICES:** Sportscomm and Canfax available, should be ordered in advance.
- CREDENTIALS:** Requests should be made to Rams Public Relations Director Jerry Wilcox.

Rams Coaching Staff

CHUCK KNOX, Head Coach



Batting four for four is pretty good in any league.

In the case of Chuck Knox it signifies a little more than just a good day at home plate. What that phrase represents is the number of division titles that his teams have won. In fact, his four NFC Western Championships in as many years is so enviable that it marks the first time in NFL history that it has happened.

But things don't just happen with Chuck Knox-coached teams. The former New York Jets and Detroit Lions assistant tries to leave nothing to chance, and the result has been a four-year record of 44-11-1 and a winning percentage of .795, best among all active NFL coaches. In addition, he has led the Rams into the NFC title game in each of the last three seasons.

Perhaps his most noteworthy achievement came in his very first year, 1973, when he took over a team that finished 6-7-1 the season before and guided them to a 12-2 record. He won all the "coach of the year" honors for his '73 accomplishments, and since that time his Rams have finished 10-4, 12-2 and 10-3-1 to average 11 victories a season.

While Knox may have received the most recognition for that first season, the recent 1976 campaign could very well have been his best coaching job. Saddled with no less than five injuries to his three quarterbacks, Knox juggled his signal callers and came up with another division title.

And in 1975, Knox's Rams won 12 games and made it to the playoffs, despite losing a total of nine starters, including the quarterback, with injuries for one or more contests.

In fact, what says considerable about the coaching talent of Knox and his staff is that in the last four years the Rams have entered the playoffs with four different quarterbacks: John Hadl in 1973, James Harris in 1974, Ron Jaworski in 1975 and Pat Haden in 1976.

In addition to these accomplishments the serious Scotch-Irishman from Sewickley, Pa. has been the head coach of the NFC Pro Bowl team following each of the last three years, and he has recorded a 2-1 record in that post-season classic.

The NFL "coach of the year" awards he received following his first season were a fitting tribute to the man who thrives on hard work and enthusiasm, two traits he has exhibited during his more than two decades of coaching football at all levels, including 13 years in the pros, five in college and four in the high school ranks.

Knox's professional football coaching preparation was extensive. He was the highly regarded offensive line coach of the Detroit Lions for six years, joining the club in 1976 when Joe Schmidt was named head coach. Prior to that Chuck served four seasons in the American Football League as offensive line coach of the New York Jets. He was a member of Weeb Ewbank's first Jets staff in 1963 and remained there through 1966 when he moved to the Motor City.

In both New York and Detroit, the 44-year old Knox was credited with improving and developing two outstanding offensive lines.

The son of an Irish steel worker, Knox was born April 27, 1932 in Sewickley, Pa. He attended little Juniata College in Huntingdon, Pa., where he was an offensive lineman and co-captain. A three-year letter winner (1950-53), Knox graduated in 1954, then spent one season as assistant coach at his alma mater before going into Pennsylvania prep coaching for four years. He was line coach at Tyrone High for one season and head coach for three years at Ellwood City High.

In 1959 Knox climbed another rung on the coaching ladder when he moved to Wake Forest as an assistant for two seasons until he took a similar job at the University of Kentucky in 1961. Chuck remained with the Wildcats for two more years under both Blanton Collier and Charlie Bradshaw. When Ewbank asked him to join his Jets staff in 1963, he moved to New York.

Chuck, who is active in fund raising efforts for the Kidney Foundation, United Way and the Huntington Beach Boys Club, and his wife Shirley have three daughters, Chris, 23; Kathy, 22; and Colleen, 17; and one son, Chuck, 12. They reside in Huntington Harbor.

KNOX'S RAMS HEAD COACHING RECORD

Year	Won	Lost	Tie	Pct.	Division Finish
1973	12	2	0	.857	First
1974	10	4	0	.714	First
1975	12	2	0	.857	First
1976	10	3	1	.750	First
Totals	44	11	1	.795	

TOM CATLIN, Linebacker Coach

Since the mid-1960s the Rams defensive unit has been one of the most respected in the NFL, leading the Rams to six division titles and 10 winning seasons in the last 11 years. The one person who was a part of every one of these defenses was linebacker coach Tom Catlin, who in 1977 is in his 12th straight season with the Rams, the longest continuous coaching assignment in the team's history.

During his 12 years with the Rams, Catlin has



served three head coaches, including George Allen from 1966 through 1970, Tommy Prothro in 1971 and 1972 and Chuck Knox since '73. Last year the Ram defenders led the NFC in rushing defense and the NFL in interceptions with Catlin's linebackers playing a key part.

Prior to coming to the Rams, the 17-year veteran of pro coaching served under Hank Stram with the old Dallas Texans from 1960 to 1962, then moved with the club to Kansas City from 1963 through 1965.

Born in Ponca City, Okla., Sept. 8, 1931, Catlin was an All-American center and linebacker under Bud Wilkinson at Oklahoma in 1952, the last of his three varsity seasons there.

Drafted by Baltimore in the fourth round following the end of his collegiate career, Catlin was traded to Cleveland where he became a starting linebacker midway in his rookie year. The Browns won the World Championship in 1954 with Catlin, then a second-year pro, calling the defensive signals for the club.

In March of 1955 he went into the Air Force, and later spent his final months as Plebe coach at West Point under the famed Earl "Red" Blaik in 1957.

After his release from the service, he played three more seasons of pro ball — Cleveland (1957-58) and Philadelphia (1959) — before joining the coaching ranks.

Catlin and his wife, Betty, live in Orange, Ca., with their daughter, Kim 18, and son, Tom, 17.

JACK FAULKNER, Special Assistant Coach



Jack Faulkner has coached or scouted football players for 28 years. He now utilizes the knowledge and skills garnered through those seasons to serve head coach Chuck Knox as a "Jack-of-all-trades", so to speak. He does advance game scouting, evaluates professional personnel throughout the league and works with the Rams defense.

Faulkner was named AFL Coach of the Year in 1962 when he led the Denver Broncos to a 7-7 record in his first season as head coach and general manager after the team had gone 4-9-1 the previous year.

Faulkner, born April 4, 1926, at Youngstown, Ohio was a linebacker at Miami of Ohio from 1946 through 1948 after a tour in the Marine Corps (1944-45).

Faulkner coached six years at the University of Cincinnati (1949-54) under Sid Gillman, then accompanied Gillman as defensive backfield coach when they joined the Rams in 1955.

When Gillman left the head coaching position of the Rams for a similar position with the Los Angeles Chargers of the AFL, Faulkner went along. He also coached for Gillman with the San Diego Chargers

in 1961 before going to Denver where he remained until midway in the 1964 season.

In 1965, he became defensive backfield coach of the Minnesota Vikings, returning to Los Angeles in 1966 as a scout. He left to join the expansion New Orleans Saints from 1967 through 1970, serving as chief defensive coach for three years and director of player personnel the final year. Faulkner came back to the Rams as a scout in 1971-72 and then joined Knox's staff.

Jack and wife Betty live in Palos Verdes. They have a daughter, Cathy, 25, and a son, Jon, 14.

RAY MALAVASI, Defensive Coordinator

The Rams have been positively stingy in giving up yardage under the tutelage of defensive coordinator Ray Malavasi, who's starting his 23rd year in coaching with experience in the NFL, the Canadian League, colleges and service teams.

The Rams gave up but 1,564 rushing yards in 1976, tops in the NFC and second only to Pittsburgh's 1,457 among the league's 28 teams. And in total defense the Rams were third in the NFC and fourth in the NFL.

Under Malavasi, the Ram defense led the league in total defense (2,951) and in rushing defense (1,270) in 1973 and in scoring defense (181 points) and rushing defense (1,302) in 1974 and in scoring defense in 1975, permitting only 135 points, a club record and the second fewest in NFL history over a 14-game season.

A native of Passaic, N.J., Malavasi came to the Rams in 1973 after two years at Oakland where he coached the linebackers.

Malavasi, born Nov. 8, 1930, began his coaching career in 1953. Although drafted that year by Philadelphia, he decided to become player-coach at Fort Belvoir, Va., where one of his clubs won a service championship.

The ex-army and Mississippi State lineman served as assistant coach at Minnesota (1956-57), Memphis State (1958-60) and Wake Forest (1961). He became personnel director of the Denver Broncos in 1962 and in 1963 became that club's defensive line coach. In 1966 Malavasi was named the Broncos's head coach, replacing Mac Speedie, who resigned just before the season.

Malavasi was defensive coach of Canada's Hamilton Tiger-Cats in 1967 and 1968 before taking the same job with the Buffalo Bills in 1969 and 1970. He joined Oakland in 1971.

A graduate of Clifton, N.J. High, Malavasi and his wife, Mary, have two daughters, Maureen, 19, and Sheila, 15, and three sons; Dennis, 20, Bill, 15, and Bryce, 13. They live in Huntington Beach.



ELIJAH PITTS, Offensive Backfield and Special Teams Coach



Elijah Pitts' contributions to the Rams offense the last four years have been considerable. Not the least of them has been his offensive backfield coaching of Lawrence McCutcheon, who has broken the club rushing mark three times in those four seasons.

Pitts, who also coaches the Ram specialty squads, has been particularly instrumental in the emergence of McCutcheon as one of the top running backs in the NFL. It is not purely coincidental, for Pitts knew a thing or two about carrying the football himself as an 11-year NFL veteran who was a member of two Super Bowl Championship Green Bay Packer teams in 1966 and 1967.

Compiling an enviable pro record during his playing career, Pitts spent 10 of those years with Vince Lombardi's Packers as a running back and return man after being drafted on the 13th round out of Philander Smith College in Little Rock, Ark.

His lifetime statistics include 1,788 rushing yards in 514 attempts, 104 receptions for 1,245 yards, 75 punt returns for 394 yards and 27 kickoff returns for 516 yards. He played in four NFL championship games following the seasons of 1961, 1962, 1964 and 1966, and also in Super Bowl I, although an achilles injury kept him out of the post-season fun in 1967.

Pitts actually played three games with the Rams in 1970. He was traded to the Chicago Bears that season, then to the Rams and to New Orleans. He finished his career back where he started — in Green Bay — in 1971, then retired to become a full-time scout with the Packers until he took the Ram coaching job in 1973.

Born Feb. 3, 1938, at Mayflower, Ark., Pitts and wife Ruth reside in Fountain Valley with their three children, Ronnie, 14; Kimberly, 6; and Anthony, 4.

RAY PROCHASKA, Offensive Coordinator

Ray Prochaska rounds out his third decade of working in football this season. And that comes after three years of playing it as an offensive end at Nebraska. He is nicknamed "Pro" for two reasons — (1) because it's short for his last name (which is pronounced with a silent "c"), and (2) because of the respect in which he's held by his players and fellow coaches.

Prochaska climaxed his collegiate career by playing in the Rose Bowl game in 1941 (when Stanford won, 21-13) and in the College All-Star game. He signed for one season with the Cleveland Rams before beginning 4½ years of Army service.



After being separated with the rank of major, Prochaska spent nine years (1946-54) as a Nebraska assistant before entering pro ball as an assistant to Pop Ivy with the Edmonton Eskimos of the Canadian Football League from 1955 through 1957. Prochaska joined the Chicago Cardinals in 1958 as offensive line coach, a post he held with the club through its move to St. Louis.

George Allen obtained Prochaska in 1966 to coach the Rams' offensive line. When Allen departed for Washington after the 1970 season, Prochaska joined Cleveland for two seasons (1971-72) before returning to Los Angeles in 1973. The success of the Rams running game and the paucity of sacks on Rams quarterbacks in the past four years are largely attributal to Prochaska's teaching techniques.

For the last four years Prochaska has been the Rams' offensive line coach, but this season head coach Chuck Knox has promoted him to offensive coordinator.

Prochaska, born August 9, 1919, at Ulysses, Neb., resides at Seal Beach, Ca., with wife Jo Ann. They have three sons and a daughter; Craig, 30; Mark, 25; Judy, 22, and Scott, 13.

KAY STEPHENSON, Quarterbacks Coach



The youngest coach on the Rams staff at 32, Kay Stephenson became Chuck Knox's quarterbacks coach last May, filling a spot created when offensive coordinator Ken Meyer left to become head coach of the San Francisco 49ers. Stephenson's duties will be to tutor the Ram quarterbacks and to aid Knox, offensive coordinator Ray Prochaska, receivers coach Lionel Taylor and running backs coach Elijah Pitts in the planning of the offensive strategy.

Called "one of the smartest quarterbacks I ever coached" by former Ram, San Diego Charger and Houston Oiler head coach Sid Gillman, Stephenson played for the Chargers back in 1967 when he was signed as a free agent out of Florida.

Traded to Buffalo in '68, Kay performed in 10 games that season, then spent some time in the training camps of Atlanta (1969) and Oakland (1970) before taking his first coaching job as an assistant at Rice in 1971. After a year away from football in 1972, Stephenson was athletic director and football coach at Baker County High in Macclenny, Fla. in '73, then joined Jacksonville of the WFL, as a player in '74 and as offensive coordinator and director of player personnel in '75. He was out of football last year.

Born on Dec. 17, 1944 in DeFuniak Springs, Fla., Stephenson attended high school in Pensacola, then went on to the University of Florida where he understudied Heisman Trophy winner Steve Spurrier.

Stephenson and wife Mary Jac have a 13-year-old daughter, Sheryl.

LIONEL TAYLOR, Receivers Coach

When Leeman Bennett, left the Rams last February to become the head coach of the Atlanta Falcons, Chuck Knox set out to find the best possible replacement for his talented receiving coach. The man he hired, Lionel Taylor, quite obviously has the ability, the experience and the over-all credentials.

Taylor comes to the Rams from the Pittsburgh Steelers where he had coached for seven years and was therefore the senior member on Chuck Noll's staff that put together back-to-back Super Bowl Championship teams in 1974-75. With the Steelers Taylor had built quite a reputation for developing young receivers like Lynn Swann and John Stallworth.

The 41-year-old Taylor's performance as a player, however, was equally impressive. His 10-year pro career began as a member of the Chicago Bears in 1959. When the rival AFL was formed the following year, Taylor went to Denver where he developed into one of the finest receivers in that league's history. Lionel was with the Broncos from 1960 through '66, then finished up his active playing days at Houston in 1967 and 1968.

His 567 receptions is still the fourth best career mark in pro football history. He led the AFL in receiving a record five times and in 1961 became the first pro player to catch 100 passes in a season. He once caught 13 passes in a game to set an AFL mark.

A native of Kansas City, Mo., Taylor was born Aug. 15, 1936. He grew up in Lorado, West Va., then went to college at New Mexico Highlands where he was an All-Frontier Conference flanker.

Lionel and wife Lorencita reside in Rolling Hills with their two daughters, Loretta, 17; and LaVern, 15.



JIM WAGSTAFF, Defensive Backfield Coach



When Jim Wagstaff accepted his first professional job as a defensive backfield coach on Chuck Knox's first Rams staff in 1973, some experts believed that the Los Angeles secondary was not the team's strongest attribute.

Last year the Rams led the NFL in interceptions with 32 and boasted the NFL's leader in that department, second-year man Monte Jackson, with 10. And Wagstaff's secondary is part of a defense which led the NFC in rushing defense.

Wagstaff, an Idaho native, played in both the NFL and AFL before coaching for seven high school and four college seasons.

Wagstaff served as defensive coordinator and linebacker and defensive backfield coach at Boise State since 1969 before joining the Rams.

His pro career ended in 1962, after playing defensive back for both the Chicago Cardinals and Buffalo Bills. Wagstaff returned to Idaho and became head coach at South Fremont High in 1962, head coach at Pocatello High from 1963 through 1965 and head coach at Idaho Falls High from 1966 through 1968.

Wagstaff, born June 12, 1936, at American Falls, Ida., attended high school at that city before entering Idaho State where he was a running back and cornerback from 1954 through 1958.

He was drafted by Detroit, but never played there. He was a Cardinal in 1959 and a Bill in 1960 and 1961.

The Wagstaffs, wife Nancy and daughters, Cary, 20, and Geniel, 19, reside at Huntington Beach, Ca.

RAMS COACHING RECORDS

Coach	Years	Won	Lost	Tied	Pct.	Pts. For	Pts. Opp.
HUGO BEZDEK	1937-38	1	13	0	.071	111	277
ART LEWIS	1938	4	4	0	.500	95	145
EARL "DUTCH" CLARK	1939-42	16	26	2	.381	632	806
ALDO "BUFF" DONELLI	1944	4	6	0	.400	188	224
ADAM WALSH	1945-46	15	5	1	.750	521	393
BOB SNYDER	1947	6	6	0	.500	259	214
CLARK SHAUGHNESSY	1948-49	14	7	3	.667	687	508
JOE STYDAHAR	1950-51	17	7	0	.708	854	570
HAMPTON POOL	1952-54	23	11	2	.676	1029	755
SID GILLMAN	1955-59	28	31	1	.475	1444	1409
BOB WATERFIELD	1960-62	9	24	1	.273	664	811
HARLAND SVARE	1962-65	14	31	3	.311	846	1167
GEORGE ALLEN	1966-70	49	17	4	.742	1644	1053
TOMMY PROTHRO	1971-72	14	12	2	.536	604	546
CHUCK KNOX	1973-76	44	11	1	.795	1314	684
TOTALS	1937-76	258	211	20	.548	10,892	10,056

Rams Staff



DICK STEINBERG, Director of College Scouting, joined the Rams in June of 1976 after scouting for the New England Patriots since February, 1972. Steinberg, a Philadelphia native (8-9-37), was graduated from Temple in 1960 where he majored in physical education and health and played football. Steinberg was an assistant coach at Philadelphia's Roman Catholic High, 1960-61; head coach at Staunton Military Academy (Va.), 1961-64; assistant coach at Vanderbilt, 1964-67; assistant at Kansas State, 1967-69; briefly a scout for the Dallas Cowboys, 1969; and assistant coach at Southern Mississippi, 1970-72, before joining New England. Steinberg, who is single, served overseas with the Army for two years where he played and coached football and coached boxing.

HARLEY SEWELL, Scout, closed an 11-year National Football League career with the Rams in 1963 after playing a decade with the Detroit Lions. He became a Ram scout the next season. Sewell, an offensive guard who played at 6 ft. 1 in., 230 lbs., a size that would be considered small today, was rated an outstanding competitor. He was Detroit's number one draft choice in 1953 after an exceptional collegiate career at the University of Texas where he was a consensus All-American as a defensive specialist. Sewell played in four Pro Bowl games as a Lion and was a member of two NFL title teams. A native of St. Joseph, Texas (4-18-31), Harley and his wife Jean reside at Arlington, Texas, with their three children, Nathan, Janet and James.



JOHN MATH, Scouting Department, joined the Rams in March, 1977, following ten years as a scout with the Houston Oilers. Math scouts the West Coast for Los Angeles. Born (9-27-30) in San Gabriel, Ca., Math attended Alhambra High and the University of California at Berkeley where he was a defensive back under Pappy Waldorf from 1950 through 1954. Math coached at Glendale (Ca.) College from 1960 through 1963 and at Utah State from 1964 through 1966 before joining the Oilers. He lives in San Juan Capistrano where he resides with wife Maxine and son, John, Jr., 5.

DON CANNING, Controller, joined Rams in 1965 after three years with Ernst & Ernst as Staff Auditor and CPA. Canning was born at Fullerton, Calif. (4-15-40), attending Long Beach's Millikan High, Long Beach City College, and was graduated from UCLA in 1962. Swimming and water polo player at Millikan and LBCC. Member of USMC Reserve, 1962-68. Resides in Glendale with wife Joan, daughters Corinne and Carolyn and son Dennis.

JERRY WILCOX, Public Relations Director, received title in 1969 after starting with Rams as assistant P.R. director in 1966. Wilcox was assistant Director of Athletic News at USC, 1963-66; a Sports Writer with the Santa Ana Register in 1963 and Sports Editor of the Daily Trojan, the USC student newspaper. Wilcox was born at Bremerton, Wash. (10-13-41), played basketball and baseball at Garden Grove (Calif.) High, attended Santa Ana College and was graduated from USC in 1963 with a Journalism degree. Wilcox and wife Carole Janine live in Cypress.



JACK GEYER, Public Relations Director, came to the Rams in 1966 after six years as general manager and executive director of the defunct Los Angeles Blades Hockey team. Geyer, a Los Angeles native (5-20-21) was Public Relations Director of the VIII Olympic Winter Games at Squaw Valley, 1958-60; a Los Angeles Times Sports Writer and columnist, 1946-59; and a Naval Aviator, 1941-46. He attended Hamilton High (L.A.), Santa Monica JC and was graduated from Occidental College (where he lettered in track) in 1947 with majors in speech and English. Geyer has four children, daughter Shannon and sons James, John and Daniel.

DON HEWITT, Equipment Manager, joined Rams in 1967 after holding same post at USC in 1965-66. Coached football at Arcadia High after moving to Southland from Fresno in 1947. Born in Fresno (7-7-23), raised in Oakland, Calif., attended high school in Fresno and college at Fresno State where he played football. Served in Naval Aviation during WWII. Wife Jean and children Robin, Todd and Kathe reside at Seal Beach.





MILAN DUKICH, Film Director, has been with club since 1956. Previously he was self-employed. Nicknamed "Mickey," Dukich was graduated from Washington State in 1951 with an Economics Major. During WWII served three years in Field Artillery. Participated in football and golf at Spokane's Lewis and Clark High and in golf at Washington State. A native of Spokane (4-2-24), Dukich is single. Hobby is radio-controlled model aircraft. He resides in Orange.



GARY TUTHILL, Trainer, was with Coach Chuck Knox at Detroit in 1971-72 where he was the assistant trainer, the same title he held at USC from 1959 to 1971. Tuthill is a Doctor of Chiropractic, having graduated from the College of Chiropractic in Glendale, Calif., in 1966. He attended Idaho State College, where he played football, and Culver City High, where he participated in football and baseball. A native of Glendale (12-17-39), Gary and wife, Charlene Helen, and their two children, Melinda and Craig, live at Garden Grove.



GEORGE MENELEE, Trainer, has been with the Rams since 1955 when he came west with Coach Sid Gillman from the University of Cincinnati, where he was trainer and tennis coach. Born in Roanoke, Virginia (10-25-16), Menefee attended the University of Cincinnati in 1935-37 and again in 1946-49, earning a degree in Business Administration. Menefee attended Portsmouth (Ohio) High, where he played football and tennis. During WWII he was a Tech Sergeant in the Army Air Corps for four years and served in England. Menefee and wife Mary Lou have five children, Jo Ann, Sally, Johnny, Betsy and Reba, and reside at Granada Hills.



CHUCK BENEDICT, Speakers Bureau, begins 24th year with the Rams, as part-time administrative scout in 1954, then full-time in '57, both in scouting and in public relations. In 1966 he returned to part-time in order to pursue a career in broadcasting as sports director of KLAC radio and KTTV-TV. A former president of the Southern California Sports Broadcasters Assn., Chuck is editor-in-chief of Petersen's Pro Football Annual and a sportscaster for KIEV radio. Born (4-17-19) in Silver Spring, Md., Chuck currently manages the club's speakers bureau and assists the scouting department seasonally. He and wife Fran reside in Glendale. They have four children.



BILL PHILLIPS, Scouting Dept., has been associated with the Rams since 1957 and became a permanent employee in 1970. He was with American Airlines Public Relations Dept., 1958-69, and the P.R. Director of the Mobil Oil Co.'s Economy Run from 1964-69. Phillips was a stage, screen, radio and TV actor for 25 years. Born at Bloomington, Illinois (11-13-18), Phillips participated in football, basketball and track at DeKalb Township (Ill.) High and in basketball at Northwestern University. He, wife Maria and daughter, Anne Marie, live in North Hollywood.

DON JOHNSON, Ticket Dept. Manager, joined the team in 1960 and assumed his present post in 1971. Previously Johnson worked for the Los Angeles Dodger ticket office, 1957-59; as assistant ticket manager for the defunct Hollywood Stars, 1953-56; and for Mel Morrison Crowd Management as a ticket seller, 1948-53. Johnson, who served in the Army Air Corps, 1943-45, attended Davis & Elkins College in West Virginia and USC where he majored in engineering. Born at Gothenburg, Nebraska (2-17-24), he participated in baseball and track at Gothenburg High. Johnson, wife Barbara, daughter Barbara Michele and son Gregory live at Santa Monica.



JERRY MICKELSEN, Ticket Dept., has been with the Rams since 1968. Since 1960 he had been in the employ of the Los Angeles Dodgers, operating in the ticket area. A native of St. Paul, Minnesota (7-6-35) Mickelsen attended University (L.A.) High where he played basketball and football. He also attended Santa Monica City College and UCLA and was a member of the USMC Reserve for eight years. Mickelsen, wife Lora and children Gregory and Kenneth live at Playa Del Rey.

DON NIMS, Ticket Dept., accepted his present position in 1970 after prior employment with Computicket as a box office consultant; California Sports as a box office manager and Crowd Management as a ticket seller. Nims was born at Anderson, Indiana (5-4-29), attended West Greeley (Colo.) High, where he was on the football, basketball and track teams, and both Colorado State College and the University of Nevada (Reno), where he majored in mining. Nims, an Army Ranger, 1951-53, wife Kathleen, daughter Karen and son David live in Chatsworth.





Dr. Robert Kerlan
Team Physician



Dr. Toby Freedman
Associate Physician



Dr. Clarence Shields
Associate Physician



Mary Phillips
Coaching Secretary



Toni Blaylock
Administrative Secretary



Gloria Conroy
Administrative Secretary



Barbara Heardt
Secretary to Controller



Robin Stern
Public Relations Secretary



Trudy Replogle
Receptionist



Chris Anderson
Scouting Secretary



Chris Kakehashi
Ticket Office Secretary



Gabe Bartold
Entertainment Director



Leroy Lake
Blair Field Manager



Heckle Lynn
Asst. Equipment Manager




Clay Robbins
Office Aide



Al Gray
Office Aide

Ralphs has more Super meats for your training table.



Ralphs, the #1 supermarket in the Los Angeles-Orange County area, has what it takes to handle the healthy appetites in your family. Super meats - like USDA Choice Beef and Lamb, Veal, Midwestern Pork and Foster Farms Fryers. And, at the #1 supermarket, there's a friendly butcher ready to help at the push of a button. Switch to Ralphs for more of what you want.

©1977 by
Ralphs Groc. Co.

Switch to Number One*
...switch to



*Number one in shopper preference in the Los Angeles-Orange County area according to independent studies.

Rams Veterans

Bertelsen, Jim

Height: 5-11

Running Back

Weight: 205

Born: 2-26-50

Texas

Sixth Year

PRO: Jim Bertelsen, a transplanted Texan via Hudson, Wisconsin, can take a ball and do it all. In five seasons with Los Angeles, despite being hampered by knee ailments the past two years, Bertelsen has: (1) carried the ball 614 times for 2,466 yds., a 4.01 avg. and 16 TDs; (2) caught 88 passes for 1,014 yds., an 11.5 avg. and 2 TDs; (3) returned 74 punts for 821 yds., an 11.1 avg., and (4) returned six kickoffs for 120 yds., a 20.0 avg. All this, of course, fails to show the countless blocks he threw on behalf of his ball-carrying teammates. Bertelsen is at his best in the clutch. On succeeding Sundays in 1976 he scored a touchdown on his first play, one yard smashes against Minnesota Sept. 19 and the New York



BERTELSEN'S RAM STATISTICS

Year	Rushing					Receiving				
	No.	Yds.	Avg.	LG	TD	No.	Yds.	Avg.	LG	TD
1972	123	581	4.7	42	5	29	331	11.4	22	1
1973	206	854	4.1	49	4	19	267	14.1	44	1
1974	127	419	3.3	20	2	20	175	8.8	19	0
1975	116	457	3.9	19	3	14	208	14.9	22	0
1976	42	155	3.7	18	2	6	33	5.5	10	0
Totals	614	2466	4.0	49	16	88	1014	11.5	44	2

Year	Punt Returns					Kickoff Returns				
	No.	Yds.	Avg.	LG	TD	No.	Yds.	Avg.	LG	TD
1972	16	232	14.5	60	0	4	88	22.0	25	0
1973	26	259	10.0	34	0	1	15	15.0	15	0
1974	11	132	12.0	19	0	0	0	0.0	0	0
1975	11	143	13.0	38	0	1	17	17.0	17	0
1976	10	55	5.5	19	0	0	0	0.0	0	0
Totals	74	821	11.1	60	0	6	120	20.0	25	0

BERTELSEN'S BEST DAYS RUSHING

Year	Opp.	No.	Yds.	Avg.	TD
1973	Kansas City	28	143	5.1	0
1973	Green Bay	19	99	5.2	0
1972	New Orleans	14	89	6.4	1
1975	Atlanta	19	87	4.6	0
1972	St. Louis	23	82	3.6	0

Games Played: 1972(14), 1973(14), 1974(13), 1975(13), 1976(14).

Giants Sept. 26. A knee injury forced him into starting slowly in 1974 and in the next-to-last 1975 game at Green Bay he hurt a knee and underwent an operation the next day. In 1976 he did not start as he had previously, but nonetheless was considered a key man in the offense. His top year was 1973 when he rushed for 854 yards and won a Pro Bowl berth. Ye Old Rams named him "Rookie of the Year" in 1972 after a sensational college career during which his coach, Darrell Royal, called him, "the finest football player I have ever coached." Pro Football Weekly and UPI named him to their All-Rookie teams. Bertelsen was a second round choice in 1972.

COLLEGE: In his last year at Texas Bertelsen gained 879 yards on 160 attempts for a 5.5 avg. and seven touchdowns and was named AP and UPI All-Southwest Conference and picked for the Senior Bowl and College All-Star games. In three college years Bertelsen gained 2,510 yards, scored 33 touchdowns and averaged 6.0 yards.

PERSONAL: A native of St. Paul, Minn., Bertelsen attended high school in Hudson, Wis. He and wife Laura help operate a restaurant in Austin, Tex., during the off-season.

Brooks, Larry **Defensive Tackle** **Virginia State (Petersburg)**
Height: 6-3 **Weight: 255** **Born: 6-10-50** **Sixth Year**



PRO: Some casual fans know Larry Brooks as the only Ram player to wear a number in the 90's, namely "90". Serious fans, including coaches and players, know this strong, determined, quick defensive lineman as one of the best in the NFL. While not as spectacular, perhaps, as some of the freewheeling defensive ends, Brooks is highly effective and in unofficial statistics led his team in 1976 in tackling quarterbacks with 13 solos and

three assists. A knee injury and subsequent operation sidelined him the final six games of 1975, but he was ready when the bell rang in 1976 as his knee strengthened. His regular season play (he started all 14 games plus both playoffs) resulted in his first Pro Bowl berth at year's end. Brooks was drafted on the 14th round in 1972 from Virginia State at Petersburg. He earned a starting job midway through his rookie year and there he stayed until injured. He was a ready reserve player during the first six games of his rookie season.

COLLEGE: During his senior year Brooks was named to AP's first team Little All-American. He gained all-conference honors and was named Virginia Small College Lineman of the Year.

PERSONAL: Brooks was a football and track star at Prince George, Va., where he was born and attended high school. He, wife Colleen and seven-year-old son, Larry, Jr., reside in Huntington Beach, Ca. Brooks is employed in the off-season by Union Bank.

Games Played: 1972(8), 1973(14), 1974(13), 1975(8), 1976(14).

Bryant, Cullen**Running Back****Colorado****Height: 6-1****Weight: 232****Born: 5-20-51****Fifth Year**

PRO: The sight of big Cullen Bryant hurtling his 232 pounds downfield from a running start, particularly on kickoff returns, is a frightening experience. Cullen's talent in this area earned him a spot on Pro Football Weekly's All-NFC team and resulted in his leading the NFC (second in the NFL) with 16 returns for an average of 28.7 yards, including a 90-yard touchdown against St. Louis, the third of his career and tying him with V.T. Smith for the Rams record.



The 90-yarder, incidentally, was the NFC's longest in 1976. Cullen's propensity for kick-returning also went for punt returns where he was second in the NFC with 29 for an 11.1 yard average. Besides all that activity the quiet man from the mountain country of Colorado rushed 21 times for 64 yards and two touchdowns and caught two passes for 28 yards, including a 25-yarder. As a ball carrier, he came into his own in 1975 when he was the Rams' second leading rusher, carrying 117 times for 467 yards, a 4.0-yard average. One of the strongest men in football, Bryant was picked on the second round in 1973 on a choice from San Diego. It was the Rams' first selection of that draft. Bryant was a free-safety for most of the 1972 pre-season and substituted for Steve Preece at that spot in the regular schedule. He became a runner in 1974 and in his initial outing against Kansas City in the pre-season netted 117 yards in 11 carries.

COLLEGE: UPI, Coaches and Sporting News accorded Bryant All-American defensive back honors after his senior year at Colorado.

BRYANT'S RAM STATISTICS

Year	No.	Rushing				TD	No.	Pass Receiving			
		Yds.	Avg.	LG	Yds.			Avg.	LG	TD	
1973	0	0	0.0	0	0	0	0	0.0	0	0	
1974	10	24	2.4	7	0	2	14	7.0	8	0	
1975	117	467	3.9	18	2	20	229	11.4	31	0	
1976	21	64	3.0	12	2	2	28	14.0	25	0	
Totals	148	555	3.7	18	4	24	271	11.3	31	0	

Year	No.	Kickoff Returns				TD	No.	Punt Returns			
		Yds.	Avg.	LG	Yds.			Avg.	LG	TD	
1973	13	369	28.4	93	1	0	0	0.0	0	0	
1974	23	617	26.8	84	1	17	171	10.1	23	0	
1975	12	280	23.3	42	0	2	47	23.5	40	0	
1976	16	459	28.7	90	1	29	321	11.1	25	0	
Totals	64	1725	26.9	93	3	48	539	11.2	40	0	

*NFL Leader

Games Played: 1973(13), 1974(14), 1975(14), 1976(14).

He was All-Big Eight on AP and UPI polls and a performer in the Senior Bowl and College All-Star contests.

PERSONAL: Bryant wed the former Sandra Gail Guillory Sept. 5, 1976. In the off-season Bryant is working towards a Master's Degree in Recreation and Public Administration. In his spare time he aids the Denver Inner City Recreation Programs and the Boulder and Denver YMCA's.

Cappelletti, John
Height: 6-1

Running Back
Weight: 217
Born: 8-9-52

Penn State
Fourth Year



PRO: The 1976 summer was a productive one for John Cappelletti, whose impressive training camp and pre-season statistics earned him a starting backfield job for the first time in his pro career. Reduced to short yardage duty for most of his first two seasons with the Rams, the former Heisman Trophy winner averaged 4.8 yards per carry in the pre-season and led the club with 17 receptions, then moved into the lineup along side Lawrence

McCulcheon and ahead of Jim Bertelsen. It did not take long for Cappelletti to get started. In fact, both Cappelletti and McCutcheon gained more than 100 yards in each of the first two games, marking

CAPPELLETTI'S RAM STATISTICS

Year	No.	Rushing				No.	Pass Receiving			
		Yds.	Avg.	LG	TD		Yds.	Avg.	LG	TD
1974	55	198	3.6	20	0	6	35	5.8	9	0
1975	48	158	3.3	30	6	0	0	0.0	0	0
1976	177	688	3.9	38	1	30	302	10.1	32	1
Totals	280	1044	3.7	38	7	36	337	9.4	32	1

CAPPELLETTI'S 100-YARD RUSHING DAYS

Year	Opp.	No.	Yds.	Avg.	TD
1976	Minnesota	28	128	4.6	0
1976	Atlanta	22	102	4.6	0

Games Played: 1974(14), 1975(13), 1976(14).

only the third time in NFL history that the same two backs on the same team accomplished that feat back-to-back. John's best game was in the season's second week when he rushed for 128 yards on 28 carries as the Rams tied Minnesota, 10-10. For the season he finished with 688 yards on 177 trips, a 3.9 average and one touchdown. He also caught 30 passes for 302 yards and one score. This ran his career totals to 280 carries for 1,044 yards, a 3.7 average, seven rushing touchdowns, 36 receptions for 337 yards and one receiving TD. In addition to his running and receiving, Cappelletti's blocking was a

factor in McCutcheon's 1,168 yards, a new club rushing record. A first round draft choice in 1974, John that year was voted "rookie of the year" by Ye Old Rams.

COLLEGE: As a Penn State senior and Heisman Trophy Winner Cappelletti was named to every major All-American team, including UPI, AP, Football Writers Association and Coaches Association. In 1973 he ran 286 times for 1,522 yards, a 6.3 average and 17 touchdowns. Versatile, he was a runner as a freshman and as a sophomore a defensive back who returned punts and kickoffs.

PERSONAL: He was born in Philadelphia, Pa., and was a quarterback at Monsignor Bonner High in nearby Upper Darby. Recently married to the former Betty Ann Berry, Cappelletti resides in Huntington Beach, Ca.

Cowlings, Al **Defensive End-Tackle** **USC**
Height: 6-5 **Weight: 245** **Born: 6-16-47** **Seventh Year**

PRO: Al Cowlings played in the final five games and two playoffs after joining Los Angeles Nov. 14, 1975. Last year the Rams waived him Sept. 7, and Seattle claimed him, but subsequently released him. The one-time USC star was drafted on the first round by Buffalo in 1970. Buffalo traded him to Houston before the 1973 season for the Oilers' 1974 second-round pick. Cowlings played two years at Houston before being waived before the 1975 campaign. He underwent knee surgery in January, 1975, and re-injured the knee in the spring. Houston traded Cowlings to Baltimore before 1975 camps opened, but Baltimore voided the trade upon learning that a rehabilitation program would keep Cowlings from being immediately available. At that time, Houston waived him. Cowlings returned to his Los Angeles home and when Los Angeles lost defensive tackles Larry Brooks and Bill Nelson in the San Francisco game (Nov. 9, 1975), Cowlings was available.



COLLEGE: Cowlings played on outstanding USC teams — 9-1-1 and 10-0-1 in 1968 and '69, respectively. The Sporting News named him defensive end on the College All-America team of 1969. Cowlings attended San Francisco's Galileo High and City College with O.J. Simpson, a USC teammate, and was a 1970 Senior Bowler.

PERSONAL: Cowlings is a native San Franciscan who lives in Los Angeles where he has done volunteer work in drug rehabilitation programs. Al is single.

Games Played: 1970(13), 1971(14), 1972(14), 1973(14), 1974(14), 1975(5), 1976(0).

Davis, Brad
Height: 5-11

Running Back
Weight: 215 **Born: 2-9-53**

LSU
Second Year



PRO: Brad Davis was signed as a free agent prior to the 1977 season after being released by Atlanta, which had selected him on the ninth round in 1975. He played three games that year and one in 1976. He underwent knee surgery following the third game in 1975 and missed the rest of the season.

COLLEGE: Davis is the all-time leading ground gainer in LSU history. His 2,165 yards gained displaced the mark of former Heisman Trophy winner Billy Cannon. He played in the East-West, Hula Bowl and Senior Bowls following his senior year.

PERSONAL: Davis was born at Hammond, La., where he attended Hammond High. Davis, who holds a B.A. degree in microbiology, makes his off-season residence in Baton Rouge, La. where he works for the Lamo Refractory Co. He's single.

Games Played: 1975(3).

Dempsey, Tom
Height: 6-1

Place Kicker
Weight: 255 **Born: 1-12-47**

Palomar (Ca.) JC
Ninth Year

PRO: Tom Dempsey's lifetime field goal percentage is a healthy .613, a fine record for practically anyone. But what makes the mark even more impressive is the fact that on many of his field goal tries he was asked to kick from more than 40 yards away. This confidence in Dempsey is due to the many distance records he holds, the most impressive of which came in 1970 when he booted a 63-yarder while playing for New Orleans against Detroit to set an NFL standard that still exists.



Tom also holds the Philadelphia Eagles distance mark of 54 yards and shares the Ram record of 51 yards. In his two years with the Rams Dempsey has provided the winning margin for the Rams in two games, winning the 1975 Charger game in overtime, 13-10, and helping the Rams to a 31-28 triumph over Miami last year with a 19-yard field goal in the waning moments. The best percentage kicker in the NFC in 1975 with an .808 accuracy mark, he was fourth last year. He was also fifth in scoring with 87 points on 36 of 44 PATs and 17 of 26 field goals. His career totals are now 200 of 222 PATs, 144 of 235 FGs and 632 points. Tom has been with four clubs during his NFL career. He spent two seasons with the Saints, who had signed him as a free agent after he played

with Lowell of the Atlantic Coast Football League in 1967 and was a member of the Chargers' ready reserve squad in '68. Following Dempsey's release from New Orleans, he spent four seasons with the Eagles before coming to the Rams in an off-season trade for a draft choice prior to 1975. Tom, who played in the Pro Bowl following the 1969 season, has kicked 12 field goals of 50 yards or more.

COLLEGE: Despite being born with a withered arm and foot, Tom was an All-Pacific Southwestern Conference defensive end at Palomar JC. He did not attend a four-year school.

PERSONAL: Born in Milwaukee, Dempsey grew up in Encinitas, Ca., and attended San Dieguito High. He and wife Carlene reside in Kenner, La. with sons Toby, 5, and Ashley, 2. Tom is sports director and announcer for WSHO Radio, a country and western music station in New Orleans.

DEMPSEY'S FIELD GOAL ACCURACY STATISTICS

Year	Club	1-19	20-29	30-39	40-49	50- Over	Total	Avg. Att.	Avg. Make	Avg. Miss	LG
1969	N.O.	5-6	6-7	3-6	7-11	1-11	22-41	38.9	30.7	30.7	55
		.833	.857	.500	.636	.091	.537				
1970	N.O.	4-5	6-8	1-5	4-7	3-9	18-34	36.5	32.3	41.1	63
		.800	.750	.200	.571	.333	.529				
1971	Phil.	0-0	6-7	1-2	2-3	3-5	12-17	37.3	35.5	41.8	54
		.000	.857	.500	.667	.600	.706				
1972	Phil.	6-6	3-6	7-10	2-9	2-4	20-35	33.5	28.9	39.7	52
		1.000	.500	.700	.222	.500	.571				
1973	Phil.	7-7	4-7	7-11	4-9	2-6	24-40	34.6	29.8	41.8	51
		1.000	.571	.636	.444	.333	.600				
1974	Phil.	1-1	1-2	4-6	4-6	0-1	10-16	38.1	36.6	40.7	48
		1.000	.500	.667	.667	.000	.625				
1975	L.A.	2-2	7-7	7-10	4-5	1-2	21-26	34.4	32.9	40.6	51
		1.000	1.000	.700	.800	.500	.808				
1976	L.A.	2-2	5-8	4-5	6-10	0-1	17-26	34.8	32.9	38.4	49
		1.000	.625	.800	.600	.000	.654				
Totals		27-29	38-52	34-55	33-60	12-39	144-235	36.0	32.5	39.3	63
		.931	.730	.618	.550	.308	.613				

DEMPSEY'S NFL SCORING STATISTICS

Year	Club	PATs	PAT Att	FGA	FG	LG	Pts.
1969	New Orleans	33	35	41	22	55	99
1970	New Orleans	16	17	34	18	63*	70
1971	Philadelphia	13	14	17	12	54†	49
1972	Philadelphia	11	12	35	20	52	71
1973	Philadelphia	34	34	40	24	51	106
1974	Philadelphia	26	30	16	10	48	56
1975	Los Angeles	31	36	26	21	51**	94
1976	Los Angeles	36	44	26	17	49	87
Totals		200	222	235	144	63*	632

*NFL record †Eagles' club record **Ties Ram record

Games Played: 1969(14), 1970(14), 1971(5), 1972(14), 1973(14), 1974(14), 1975(14), 1976(14).

Dryer, Fred
Height: 6-6

Defensive End
Weight: 230 Born: 7-6-46

San Diego State
Ninth Year

PRO: In 1973-74-75 Fred Dryer had excellent seasons, each highlighted by plays or performances bordering on the spectacular: 1973, Dryer tackled Green Bay passers in the end zone twice for safeties to set NFL record; 1974, Dryer led the defenders with 14 individual sacks plus two assists; 1975, Dryer grabbed a pass from Philadelphia QB Roman Gabriel and ran to a touchdown. In 1976, Fred may have paid the price for his glory years, for he was a marked man of opposing offenses. Even so, he had a fine year. Although he was credited with but five sacks (low for him), he excelled against the run. Fred was one of the key reasons why the Rams led the NFC in rushing defense, giving up but 1,564 yards. The Rams also held the opposition to the lowest average per rush (3.6 yards). Dryer was a Pro Bowler in 1970 and 1975 and Ye Old Rams named him "Outstanding Defensive Lineman" in 1973. In 1975 Pro Football Weekly selected him to its All-NFC team. Dryer came to Los Angeles in 1972 after playing for the New York Giants the three previous years. After playing out his option in 1971, Dryer was traded on draft day to New England for a first, second and sixth draft choices. The Patriots swapped him to the Rams two months later for a first draft choice and defensive lineman Rick Cash. A first round pick by the Giants in 1969, Dryer spent his first Ram year sharing left end with Jack Youngblood.



COLLEGE: Dryer was a junior college All-American at El Camino before attending San Diego State where he earned All-American acclaim his senior year and played in the East-West and Hula Bowl.

PERSONAL: John Frederick (Fred) Dryer was born in Hawthorne, Ca., and resides in Long Beach. Still a Bachelor, he attended Lawndale High. Once described as a "free spirit," Dryer is presently a man of responsibility who is developing a 10,000 square foot sports complex in El Toro.

Games Played: 1969(14), 1970(14), 1971(14), 1972(14), 1973(14), 1974(14), 1975(14), 1976(14).

Ekern, Carl
Height: 6-3

Linebacker
Weight: 220 Born: 5-27-54

San Jose State
Second Year

PRO: Carl Ekern, one of ten rookies who played for Los Angeles in 1976, saw action in every game, first as a member of all the special teams and, second, as a linebacker in various situations. Ekern, described by linebacker coach Tom Catlin as a player with "good potential," was fortunate to gain a large amount of playing time in the pre-season. Although he was primarily a middle linebacker — a position where the Rams were fortified with



veterans Jack Reynolds and Jim Youngblood — he impressed the coaches enough that he made the squad.

COLLEGE: Ekern was named All-PCAA and as a San Jose State junior he was the team's "outstanding defensive player." He played in the East-West Shrine game and drew praise from the scouts for his football instincts. He lettered all four years of college.

PERSONAL: Ekern was born at Richland, Wash., and resides at Sunnyvale, Ca. In the off-season he's finishing requirements at San Jose State for a B.S. in Business Administration. Carl is single.

Games Played: 1976(14).

Elmendorf, Dave

Height: 6-1

Weight: 195

Safety

Born: 6-20-49

Texas A&M

Seventh Year

PRO: The 1976 Rams secondary was one of the most effective units in the NFL, as is evidenced by its 32 pass interceptions, tops in both conferences. The two young cornerbacks, Monte Jackson and Rod Perry, contributed most of those interceptions, but perhaps the player who deserves as much credit as anyone is strong safety Dave Elmendorf. Elmendorf is the veteran of the group, the one who provides the leadership, the knowhow and the guidance. After six seasons, Dave has also picked off a total of 19 interceptions, seventh on the club's all-time list, for 311 yards and two touchdowns. Two of those came last year, giving him 13 for the last three campaigns. Given honorable mention on its all-conference team by UPI, Elmendorf contributed a key interception late in the Dallas playoff game to help the Rams to a 14-12 victory. He has been receiving all-star recognition throughout most of his NFL career, including second team All-NFL by AP and NEA in 1975 and first team All-NFC from AP and the Pro Football Writers Association following the 1974 season when he shared the conference lead in interceptions with seven. A free safety his first year when he was on the UPI All-Rookie team, Elmendorf was switched to strong safety the following year, and he has twice won Ye Old Rams' "outstanding defensive back" award. He has also returned 57 punts in his career for 502 yards and an 8.8 average.



COLLEGE: An excellent all-around athlete, Elmendorf made both AP and Coaches' All-American in his final season at Texas A&M after turning down a pro baseball bonus offer from the Boston Red Sox. He was also one of 13 National Football Foundation Scholar-Athletes with a 3.84 average out of a possible 4.0.

PERSONAL: Born in San Antonio, Tex., Elmendorf attended Westbury

High in Houston. He resides in Santa Monica, Ca. and Dave spends the off-season working as a business development executive for BankAmericard.

ELMENDORF'S RAM STATISTICS

Year	No.	Pass Interceptions				Punt Returns				
		Yds.	Avg.	LG	TD	No.	Yds.	Avg.	LG	TD
1971.....	2	32	16.0	32	0	0	0	0.0	0	0
1972.....	3	29	9.7	15	0	3	56	18.7	41	0
1973.....	1	16	16.0	16	0	22	187	8.5	30	0
1974.....	7	186	26.6	57	2	17	134	7.9	18	0
1975.....	4	48	12.0	26	0	15	125	8.3	23	0
1976.....	2	0	0.0	0	0	0	0	0.0	0	0
Totals.....	19	311	16.4	57	2	57	502	8.8	41	0

Games Played: 1971(14), 1972(14), 1973(14), 1974(14), 1975(14), 1976(14).

Fanning, Mike
Height: 6-6

Defensive Tackle
Weight: 260
Born: 2-2-53

Notre Dame
Third Year



PRO: With the retirement of veteran Merlin Olsen, both Mike Fanning and Cody Jones, another third year man, will be given an opportunity to gain a defensive starter position. Fanning, the Rams' number one selection in the 1975 draft, broke two bones in his ankle during a pre-season loss Aug. 23, 1975, his rookie year. The Rams decided to leave him on the active roster instead of injured reserve and Fanning returned in time to play in the final

eight regular season games and two playoffs. Last year he played in every game and was credited with four sacks. Fanning was a wrestler at Notre Dame and won 18 straight matches before losing in the 1974 NCAA finals. His mat experience has proved helpful in pro competition, according to defensive coordinator Ray Malavasi.

COLLEGE: Mike Fanning's senior year was capped by being named first team All-American by The Sporting News, Time Magazine, NEA and the Walter Camp Foundation plus second team by the Associated Press. At South Bend he played both tackle and end defensively.

PERSONAL: At Tulsa's Edison High Mike Fanning was an All-State footballer. He's a native of Mt. Clemens, Mich., who makes his off-season home at Tulsa where he keeps in shape at the Tulsa Athletic Club. He's single.

Games Played: 1975(8), 1976(14).

France, Doug

Height: 6-5

Tackle

Weight: 260

Born 4-26-53

Ohio State

Third Year

PRO: Equipped with three first round choices for the 1975 collegiate draft, the Rams set out to rebuild their aging offensive line. With two of those picks the Rams selected a couple of big, agile blockers named Dennis Harrah and Doug France, both of whom would become starters two years later. France, a one-time tight end at Ohio State, moved in for 15-year veteran Charlie Cowan when the latter retired prior to the 1976 season. With Big Doug playing all 14 games at left tackle, the Rams rolled up 180.6 rushing yards per game, tops in the NFC, on their way to their fourth straight NFC Western Division title. As an understudy in his rookie year, France started a couple of games late in the year when Cowan was sidelined with an injury.

COLLEGE: A member of Ohio State's Big Ten championship of 1974, France played three seasons for the Buckeyes. As a senior, he was honorable mention All-American tight end by Time Magazine, second team from NEA and first team All-Big Ten by AP.

PERSONAL: Born in Dayton, Ohio, France attended Colonial White High in that city where he was an outstanding wrestler, played on the basketball team and captained his football and track teams. He and wife Laura reside in Westminster, Ca. with daughter Kristin Renee, 2. In the off-season Doug worked in the Long Beach School District, helping students to form future goals.



Games Played: 1975(14), 1976(14).

Geredine, Tom

Height: 6-3

Wide Receiver

Weight: 190

Born: 6-17-50

N.E. Missouri State

Fourth Year



PRO: Tom Geredine was signed as a free agent Sept. 24, 1976, two days prior to the third game against the New York Giants. The move was necessitated when rookie wide receiver Freeman Johns suffered a knee injury the previous game against Minnesota and underwent an operation the following day. Geredine had been selected by Atlanta on the fourth round of the 1973 draft and appeared in 12 games for the Falcons during both the 1973-74 seasons when he returned 10 kicks for an average of 23.9 yards and caught 16 passes for an average of 18.8 yards. Atlanta traded the slender speedster to Kansas City July 25, 1975, for quarterback Dave Jaynes. The Chiefs subsequently released Geredine Sept. 3, 1975, and Minnesota signed him as a free agent in 1976, and later waived him. Geredine was used primarily to return kickoffs for

Los Angeles. He carried back nine for a 20.1 average, including a long of 27. He caught but one pass, a 26-yarder, but that was good for a touchdown against Seattle. Geredine saw action in 10 games.

COLLEGE: At N.E. Missouri State, Tom Geredine was All Conference for three years. He set a school career record with 115 receptions and 2,095 yards. He earned four track letters and recorded a 25 ft. 6 in. long jump and a 52 ft. 3 in. triple jump. He was invited to the Blue-Gray game in 1972.

PERSONAL: Geredine, a native of St. Louis, Mo., attended Central High in Kansas City, Mo., where he competed in football and track. He and his wife, Rosaline Ann Geredine, make their off-season home at Kansas City where Tom coaches both boys and girls track at his high school alma mater.

GEREDINE'S NFL STATISTICS

Year	Club	No.	Rushing			Pass Receiving			
			Yds.	Avg.	TD	No.	Yds.	Avg.	TD
1973	Atlanta	1	-3	-3.0	0	12	231	19.3	1
1974	Atlanta	0	0	0.0	0	4	69	17.3	0
1975	Did Not Play								
1976	Los Angeles . . .	10	0	0.0	0	1	26	26.0	1
Totals		11	-3	-3.0	0	17	326	19.5	2

Kickoff Returns

Year	Club	No.	Yds.	Avg.	TD
1973	Atlanta	9	211	23.4	0
1974	Atlanta	9	219	24.3	0
1975	Did Not Play				
1976	Los Angeles . . .	9	181	20.1	0
Totals		27	611	22.6	0

Games Played: 1973(12), 1974(12), 1975(0), 1976(10).

Haden, Pat

Height: 5-11

Quarterback

Weight: 182

Born: 1-23-53

USC

Second Year

PRO: He figured to ride the bench as an understudy to veteran quarterbacks James Harris and Ron Jaworski, but by the time the Ram season was over rookie Pat Haden had won the starting job, and that fact was not a major surprise to anyone who had followed his brilliant collegiate career at nearby USC. Injuries to Harris and Jaworski played a critical role in Haden's breaking into the lineup early in the campaign and his performances were





Pat Haden helped the Rams into the playoffs as a rookie in '76.

impressive enough, both as a starter and in relief, so that the Rams called on him in mid-November to guide them through the final five games of the regular season and into the playoffs. Haden's bid to become the first rookie quarterback ever in the Super Bowl was halted in Minnesota where the Rams lost the NFC Championship Game to the Vikings, 24-13. It was on that same field at Bloomington that Haden got his first NFL start. With Harris and Jaworski both injured in the season's second week, Haden, who had converted his first NFL pass into a 47-yard touchdown a week earlier at Atlanta, helped the Rams gain a 10-10 overtime tie with the tough Vikings. He also started later against Chicago, but was forced to leave the game with a first quarter concussion. Following a couple more appearances in relief, Haden was named the starting quarterback for the final five games. The Rams won four of those, although Haden injured a knee in the regular season finale at Detroit as Harris came on to engineer that victory. Haden was able to start the next week against Dallas in the first round of the playoffs as the Rams won that one, 14-12, prior to the loss to Minnesota. Haden's pass rating for the season was 94.7, good enough to lead the NFC except that he fell 35 short of the required 140 minimum attempts. His figures included 60 completions in 105 attempts for 896 yards, eight touchdowns and four interceptions. He also rushed 25 times for 84 yards and four TDs. Pat's best yardage passing day came against Atlanta when he completed 13 of 21 for 214 yards. A seventh round draft choice of the Rams in 1975, Haden played that season for the Southern California Sun of the World Football League. He was leading that league in passing after 10 games when he departed for Oxford and his off-season studies as a Rhodes Scholar. Last year he was named "rookie of the year" by Ye Old Rams.

COLLEGE: Haden played in the Trojans' three consecutive Rose Bowl appearances including the 18-17 thriller over Ohio State in the 1975 game. He is USC's all-time leading touchdown passer with 33, including 13 in each of his last two years. He either holds or shares seven USC passing records. Pat's USC totals included 241 completions in 468 attempts for 3,288 yards. He was Academic All-American and played in the Hula Bowl following his senior year.

PERSONAL: Born Jan. 23, 1953 in Westbury, N.Y., Patrick Capper Haden grew up in West Covina, Ca. and attended Bishop Amat High, where he set numerous prep passing records. A Rhodes Scholar, he spends the off-season studying philosophy, economics and politics at Oxford. He and wife Cindy reside in Los Angeles.

HADEN'S RAM STATISTICS

Passing

Year	Att.	Comp.	Yds.	Pct.	Avg./		TD	Int.	Pct.Int.	LG	Lost/	
					Att.	TD					Att.	Rtg.
1976...	105	60	896	57.1	8.53	8	7.6	4	3.8	65	13/86	94.7

Rushing

Year	No.	Yds.	Avg.	LG	TD
1976....	25	84	3.4	16	4

Games Played: 1976(10).

Harrah, Dennis

Height: 6-5

Guard

Weight: 257

Born: 3-9-53

Miami (Fla.)

Third Year



PRO: Dennis Harrah was the second of three Ram first round choices in 1975 and it did not take him long to vindicate the judgement of the selectors. Harrah became a starter last year at right guard, taking over for retired veteran Joe Scibelli. Harrah's run-blocking helped the Rams lead the NFC in rushing by averaging 180.6 yards per game on the ground. He played every game in 1975, too, when he subbed for either guard and handled special team

duties. Harrah possesses excellent weight techniques and is powerfully built at 257 pounds over a 6-5 frame. His teammates call him "Herk," short for Hercules. Harrah is versatile, too, a trait he displayed in his rookie year when circumstances dictated his appearance at tight end in blocking situations.

COLLEGE: The Sporting News and Time Magazine named Harrah All-American and the AP voted him second team following his college career. He played in both the Hula and Senior Bowl games.

PERSONAL: Harrah, who is single, was born in Charleston, W. Va., attended the city's Stonewall Jackson High and still makes his off-season home there. He was a footballer and wrestler in prep school. In the off-season he is continuing his studies for a degree at Miami (Fla.).

Games Played: 1976(14).

Horton, Greg

Height: 6-4

Weight: 245

Guard

Born: 1-7-51

Colorado

Second Year

PRO: Greg Horton, a California native who attended Colorado, played in 14 games last year after spending his first two pro seasons recovering from knee injuries. Horton was drafted on the third round by Chicago in 1974 and traded to Los Angeles for two 1975 draft choices. Knee surgery sidelined him in 1975 after the coaches had cited his great improvement in pre-season play. In addition to offensive line duties (he played both guard and tackle at Colorado), Horton was a special teams regular.



COLLEGE: Horton was selected All-Big Eight as a senior. He played in the East-West Shrine Game and Senior Bowl.

PERSONAL: Horton, a native of San Bernardino, Ca., attended Redlands High, Ca. He's single and makes his off-season home at Boulder, Colo., where he purchased a house after the '76 campaign.

Games Played: 1976(14).

Jackson, Harold

Wide Receiver

Jackson State

Height: 5-10

Weight: 175

Born: 1-6-46

Tenth Year

PRO: Harold Jackson was drafted on the 12th round by Los Angeles in 1968, a year in which he spent most of his time on the ready reserve list. Subsequently he and defensive end John Zook were traded to Philadelphia before 1969 for running back Israel Lang. After four years in Philadelphia, where he caught 215 passes, Harold returned to his original team and since then has led the club in receptions each of his four years. Last year he caught 39. His consistency is evidenced by the statistics — 43 catches in 1975, 30 in '74 and 40 in '73. Jackson returned home, so to speak, in a trade prior to the '73 season which sent QB Roman Gabriel to Philadelphia. Los Angeles also received running back Tony Baker, first draft choices in '74 (John Cappelletti) and '75 (Dennis Harrah) plus a third in '75 (Dan Nugent). Jackson led the NFL in receiving yards in both 1969 and 1972. His nine year totals are 367 catches for 6,418 yards, a nifty 17.5 average per catch and 51 touchdowns, 30 of them in Ram livery. Jackson played in the Pro Bowl after the 1969, 1972, 1973 and 1975 seasons and last year was named second team All-NFC by UPI. In 1973, a year the Ye Old Rams named him "Outstanding Receiver" and the major polls tabbed him All-NFL and All-NFC, he tied a club record for TD receptions when he caught four for 63,16,67 and 36 yards from John Hadl in a win over Dallas, 37-31. Last year he had particularly outstanding days against Miami (4 for 99), St. Louis (4 for 107 and one touchdown) and in the Dallas playoff game (6 for 116).



COLLEGE: Jackson set a Jackson State pass catching record his senior year when he was an All-Southwest Athletic Conference end. He was a 9.5 sprinter.

PERSONAL: The personable Jackson attended Ronon High in the city of his birth, Hattiesburg, Miss., where he still resides. A bachelor, Jackson spends the off-season giving clinics for the city's youth and managing a Little League baseball team.

JACKSON'S NFL RECEIVING STATISTICS

Year	Club	No.	Yds.	Avg.	LG	TD
1968	Los Angeles	0	0	0.0	0	0
1969	Philadelphia	65	*1116	17.2	65	9
1970	Philadelphia	41	613	15.0	79	5
1971	Philadelphia	47	716	15.2	69	3
1972	Philadelphia	*62	*1048	16.9	77	4
1973	Los Angeles	40	874	*21.9	69	*13
1974	Los Angeles	30	514	17.1	44	5
1975	Los Angeles	43	786	18.3	54	7
1976	Los Angeles	39	751	19.3	65	5
Totals		367	6418	17.5	79	51

*NFL Leader

JACKSON'S BEST RAM GAMES

Year	Opp.	No.	Yds.	Avg.	TD
1973	Dallas	7	238	34.0	4
1976	Dallas (Playoff)	6	116	19.3	0
1974	New England	6	102	17.0	0
1975	Detroit	5	106	21.2	2
1975	San Francisco	5	109	21.8	0
1973	San Francisco	4	117	29.3	3
1975	Baltimore	4	108	27.0	1
1976	Miami	4	99	24.7	0
1976	St. Louis	4	107	26.7	1
1975	Philadelphia	3	91	30.3	2

Games Played: 1968(2), 1969(14), 1970(14), 1971(14), 1972(14), 1973(14), 1974(14), 1975(14), 1976(14).

Jackson, Monte

Height: 5-11

Cornerback

Weight: 189

San Diego State

Third Year



PRO: It hasn't really taken all that long for Monte Jackson to adjust to the NFL. In fact, it just may take the NFL a lot longer to adjust to Monte Jackson. In just two short years, the former San Diego State star has blossomed into one of the premiere cornerbacks in the league. To prove it, he led the league last year with 10 interceptions, returned them 173 yards and for three touchdowns, also an NFL high. These accomplishments brought

him All-Pro acclaim from everyone. AP, NEA, the Pro Football Writers Association and Pro Football Weekly named him All-NFL while the

UPI, AP, Pro Football Weekly, and The Sporting News tabbed Jackson All-NFC. The National Conference coaches named the versatile athlete to the Pro Bowl team for the first time while Ye Old Rams honored him as the club's "outstanding defensive back" and The Citizens Savings Athletic Foundation called him the Southern California Athlete of the Month for December. On a team that led the NFL in interceptions, Jackson got off to a fast start, picking off two in the season opener at Atlanta and returning one for a 46-yard touchdown. Later he intercepted three against Chicago and two more against the 49ers. In addition to his 10 regular season interceptions, Jackson also snared one in each of the Rams' two playoff games. As a second round draft choice in 1975, Jackson began that season as a reserve corner, but became a starter after the fourth week because of an injury to veteran Al Clark. Monte went on to intercept two passes that season, win "rookie of the year" honors from Ye Old Rams and be named to the All-Rookie team by UPI.

COLLEGE: In his two years at San Diego State, Jackson intercepted nine passes, returning them for a school record 224 yards. He had six his senior season after which he participated in the East-West Shrine and Blue-Gray games. A transfer from San Diego Mesa JC, Jackson was All-Pacific Coast Athletic Association and a second team selection on AP's All-Coast squad.

PERSONAL: Jackson was born in Sherman, Tex. and attended St. Augustine High in San Diego where he participated in football and basketball. He and wife Ricarda reside in Huntington Beach, Ca., and Monte attends Cal State Long Beach during the off-season.

MONTE JACKSON'S RAM STATISTICS

Year	Pass Interceptions				LG	TD
	No.	Yds.	Avg.			
1975	2	13	6.5		10	0
1976	*10	173	17.3		46	*3
Totals	12	186	15.5		46	3

*NFL Leader

Games Played: 1975(14), 1976(14).

Jackson, Rusty

Punter

Louisiana State

Height: 6-2

Weight: 190

Born: 11-17-50

Second Year

PRO: As a rookie in 1976, Rusty Jackson became the Rams sixth regular punter since 1965. He punted 77 times for 3006 yards, a 39.0 average and good enough to be picked on the Pro Football Writers Association All-Rookie team. He accounted for 6 touchbacks and eased 16 punts out of bounds inside the 20-yd. line. Jackson was the sixth best punter in the NFC but his net average of 33.0 (subtracting yards returned and touchback yardage)



was fourth highest in the NFC. Jackson had two punts blocked in the regular season, one by Chicago's John Musso and another by St. Louis' Al Beauchamp. Dallas' Charlie Waters blocked two in the playoff game (one when the snap from center bounced en route to Jackson) and Minnesota's Matt Blair blocked another in the NFC championship game. Jackson was in the World Football League in 1975 when he punted 54 times for an average of 41.2 and a long of 63 while playing for Birmingham. He was with Memphis in the pre-season.

COLLEGE: Jackson lettered three years at LSU where he place-kicked as well as punted. He was selected to All-Southeastern Conference freshman and sophomore teams.

PERSONAL: Born in Tuscaloosa, Ala., Rusty attended Chatom High at Chatom, Ala., where he competed in football, basketball and baseball. In the off-season he serves as a consultant forester for Woodmarketing Inc. in Mobile, Ala., where he, wife Katherine Ann and son, Loren, 5, reside.

RUSTY JACKSON'S RAM PUNTING STATISTICS

Year	No.	Yds.	Avg.	TB	In 20	LG	Blk.
1976	77	3006	39.0	6	16	61	2

Games Played: 1976(14).

Jessie, Ron
Height: 6-0

Wide Receiver
Weight: 185
Born: 2-4-48

Kansas
Seventh Year



PRO: You must count your way down to the 22nd leading receiver in the NFC (and then it's a tie) to locate Ron Jessie, but don't let the statistics fool you. Although he had "only" 34 receptions, Jessie's average per catch was the best in the conference — 22.9 yards. In addition, Jessie was almost sure to make at least one unbelievable catch a game, sometimes two. Just as nobody had a better average, nobody could touch him in acrobatic receptions. His most spectacular day came in a 31-28 victory over Miami when he caught 7 passes for 220 yds. (third highest in Ram history), a 31.4 avg., plus two touchdowns. His catches were for 26, 24, 26, 58 TD, 43 TD, 17 and 26. In other games Jessie had longs of 47 TD vs. Atlanta; 25 vs. Minnesota; 42 vs. Chicago; 37 vs. New Orleans; 21 and 15 TD vs. Seattle; 49 TD vs. San Francisco and 53 vs.

Atlanta. Jessie capped his '76 season with his first appearance in the Pro Bowl. He was also named the club's "outstanding receiver" for the second year in a row. In 1975 his biggest day was against Atlanta when he grabbed 10 for 151 yards and a touchdown in a 16-7 Los Angeles win. His previous personal high was also 10, achieved with Detroit against Minnesota in 1974, the same year he caught 54 for 761 yards and sixth place in the NFL. Dallas drafted Jessie on the eighth round in 1971 and traded him to Detroit prior to that season for a draft choice. He performed four seasons with the Lions before playing out his option and signing with the Rams in 1975. As a rookie Ron returned 47 kickoffs for 1,237 yards and two touchdowns.

COLLEGE: After attending Imperial Valley JC in El Centro, Ca., Ron Jessie transferred to Kansas where he was primarily a running back although he did catch 33 passes in two seasons for 644 yards. He long-jumped 26-4¼ and won an NCAA Indoor title in 1969. He high jumped 6-8 and ran the high hurdles in 13.8.

PERSONAL: Jessie was born and attended high school in Yuma, Ariz. He and wife Sharon and sons Ron, 5, and Brandon, 3, reside in Huntington Beach, Ca. Jessie is employed in the off-season in the U.S. Commerce Dept.'s Business Management Fellowship Program.

JESSIE'S NFL STATISTICS

Year	Club	Pass Receiving					Kickoff Returns				
		No.	Yds.	Avg.	LG	TD	No.	Yds.	Avg.	LG	TD
1971	Detroit	4	87	21.8	51	0	16	470	29.4	102	2
1972	Detroit	24	424	17.7	82	4	23	558	24.3	62	0
1973	Detroit	20	364	18.2	84	3	6	154	25.7	36	0
1974	Detroit	54	761	14.1	46	3	2	55	27.5	31	0
1975	Los Angeles	41	547	13.3	34	3	0	0	0.0	0	0
1976	Los Angeles	34	779	22.9	58	6	0	0	0.0	0	0
Totals		177	2962	16.7	84	19	47	1237	26.3	102	2

JESSIE'S BEST DAYS RECEIVING

Year	Club	Opp.	No.	Yds.	Avg.	TD
1975	Los Angeles	vs. Atlanta	10	151	15.1	1
1974	Detroit	vs. Minnesota	10	116	11.6	0
1974	Detroit	vs. Philadelphia	9	67	7.4	1
1976	Los Angeles	vs. Miami	7	220	31.4	2
1975	Los Angeles	vs. Green Bay	7	78	11.1	0
1974	Detroit	vs. Los Angeles	6	149	24.8	1
1972	Detroit	vs. Los Angeles	6	84	14.0	0

Games Played: 1971(14), 1972(14), 1973(14), 1974(12), 1975(14), 1976(14).

Jones, Cody
Height: 6-5

Defensive End-Tackle
Weight: 240 Born: 5-3-51

San Jose State
Fourth Year

PRO: Cody Jones has been learning his trade the difficult way. He was a fifth round draft choice in 1973, a year he spent on the ready reserve squad. Jones played 12 games in 1974 and all 14 in both 1975-76. Valuable experience came Jones' way in '75 when knee injuries sidelined starter Larry Brooks and his sub, Bill Nelson, in the same game. Cody proceeded to start the remaining six league games, plus the two playoffs. Cody plays on some special teams and can perform at either end or tackle, and will battle Mike Fanning for Merlin Olsen's defensive left tackle spot in 1977.



COLLEGE: Before transferring to San Jose State, Jones played at Trinidad State JC (Colo.) where he was an all-conference defensive tackle. He also played basketball. Following his senior year he participated in the East-West Shrine game.

PERSONAL: Cody attended Mission High at San Francisco, his birthplace. He is continuing his studies in the off-season at Long Beach State, majoring in physical education. He also plays for the Ram off-season basketball team. Cody and wife Nina reside at Huntington Beach, Ca.

Games Played: 1974(12), 1975(14), 1976(14).

Kay, Rick
Height: 6-4

Linebacker
Weight: 235 Born: 11-10-49

Colorado
Fourth Year



PRO: Just when he was beginning to make a name for himself as the Rams' starting left linebacker, misfortune befell Rick Kay early in the 1976 season. Against the New York Giants in the third week of the campaign, Kay suffered a knee injury — the second time in three years — and the resulting surgery left him sidelined for the remainder of the fall. A week earlier, in a big game against the Minnesota Vikings, it was Kay's last minute interception of a

Fran Tarkenton pass deep in Ram territory that helped preserve a 10-10 overtime tie. When he has not been injured Kay has demonstrated the same versatility that he did as a collegian at Colorado. Signed as a free agent in 1973, Kay was a valuable special teamer that year, but a pre-season knee injury forced him to miss all of '74. In '75 he was a backup linebacker to Ken Geddes as well as filling in as a reserve light end late in the year when Bob Klein was hurt. With Geddes going to Seattle in the 1976 expansion allocation, Kay was the leading candidate and had won the starting job until the injury.

COLLEGE: A three-year letterman and captain his senior year at Colorado, Kay played a little bit of everything at Boulder. He was a split end, tight end, defensive end and middle guard, but a back injury hindered him during his career there.

PERSONAL: Kay attended Pacific High in San Bernardino, Ca. He lives in Orange with his wife Sandra and their three-year-old son, Eric. A native of Henderson, Nev., Kay spent last off-season as a sales representative for Continental Airlines.

Games Played: 1973(14), 1974(0), 1975(14), 1976(3).

Mack, Tom
Height: 6-3

Weight: 250

Guard
Born: 11-1-43

Michigan
Twelfth Year

PRO: As a rookie in 1966 Tom Mack moved into a starting berth on the Rams offensive line, and he's been there ever since. At 33, Mack enters his 12th year in 1977 as the squad's oldest lineman. He is also one of the most decorated, having played in the Pro Bowl following nine of his previous 11 seasons and having won numerous All-Pro honors in his career, the most recent being in 1976 when he was named second team All-NFC by UPI. Throughout the last decade, Mack has earned All-NFC and All-NFL honors from such services and publications as AP, The Sporting News, NEA and Pro Football Weekly. At the conclusion of the 1976 season, Mack had performed in 154 consecutive regular season games without missing one. This ranks third on the club's all-time list behind two retired players: Merlin Olsen (198) and Ed Meador (159). The 154 also ranks sixth on the Rams all-time list for total games played. A starter at left guard since midway in his first year, Tom was voted Rookie of the Year that season by Ye Old Rams, the same group that named him the club's "outstanding interior offensive lineman" in 1970 and 1975.



COLLEGE: As a junior Mack was a starter on the 1964 Michigan team which topped Oregon State in the Rose Bowl. In his senior year he was UPI and NEA All-American, as well as All-Big Ten. He was a member of the East-West, Hula Bowl and College All-Star teams.

PERSONAL: Mack, born in Cleveland, Ohio, attended Cleveland Heights High where he played football and baseball and established swimming records. His father, the late Ray Mack, played major league baseball with the Cleveland Indians. Tom, wife Anne and daughters Kristan, 8, Kathryn, 6, and Carolyn, 3, live in San Marino. In the off-season Mack is employed as an engineer by Bechtel Corp. He is also active in such community projects as Boy Scouts and Crippled Children's Foundation.

Games Played: 1966(14), 1967(14), 1968(14), 1969(14), 1970(14), 1971(14), 1972(14), 1973(14), 1974(14), 1975(14), 1976(14).

McCutcheon, Lawrence	Running Back	Colorado State
Height: 6-1	Weight: 205	Born: 6-2-50
		Fifth Year



PRO: Dick Bass played 10 seasons for the Rams and finished his career as the club's all-time rushing leader. Lawrence McCutcheon serves his fifth year in 1977, and if it's anything like the last four he's likely to break Bass' record in just half the time. With 4,285 yards, "Lawrence of Los Angeles" needs only 1,132 as he enters the '77 season to catch Bass' Ram mark of 5,417. It appears as if McCutcheon is just hitting his prime, for he comes off a 1976 year

in which he bettered his own club rushing record with a 1,168 performance on a new Ram high of 291 carries for a 4.0 average and nine touchdowns. Only six times in Ram history has a Ram ball carrier gained more than 1,000 yards in a season, and McCutcheon has done it the top three of those, including 1,097 in 1973 and 1,109 and the NFC rushing title in 1974. Along the way he has gained more than 100 yards on 16 occasions in regular season games plus a couple other times in post-season playoffs which don't figure in his career rushing statistics. In fact, his best ever performance came in the 1975 playoffs against the Cardinals when he rushed 37 times for 202 yards. Last year he went over the century mark four times during the regular season and also picked up 128 yards in 26 trips in the NFC Championship loss to the Vikings. With only Bass to catch, McCutcheon has passed such notable Ram rushing leaders of the past as Deacon Dan Towler (3,493), Les Josephson (3,407) and Tank Younger (3,296). For his heroics in '77, McCutcheon was voted into the Pro Bowl for the fourth straight time and also earned the award as the club's "outstanding offensive back" for the fourth consecutive year. He won the NEA's "Third Down" award as the team's MVP and also was named second team All-NFC by UPI. In recent years he has been a first time All-NFL performer as well as a unanimous pick on the all-conference teams selected by the various services and publications. In 1974 he won the Daniel F. Reeves Memorial Award as the club's most valuable player. However, it has not been an easy road for McCutcheon. Leg injuries hampered Lawrence's first training camp after he had been drafted third by the Rams in 1972. He began that year on the reserve squad and was activated at mid-season for three games when he performed on the special teams. The following season was a different story, however, as McCutcheon showed his class immediately by gaining 120 yards in the opener against Kansas City and went on to make UPI's All-Rookie team as well as recognition on several All-NFC and All-NFL teams.

COLLEGE: In his sophomore year at Colorado State, McCutcheon was the WAC's "outstanding back," but ensuing seasons were even more productive. He finished with career totals of 649 carries for 2,917 yards, a 4.5 per carry average and 22 touchdowns. Twice he gained

more than one thousand yards in a season; 1,008 in 1970 and 1,112 in '71.

PERSONAL: McCutcheon was born in Plainview, Texas, and went to high school in that city. Still a bachelor, he lives in Los Angeles and spends the off-season playing golf and tennis.

McCUTCHEON'S RAM STATISTICS

Year	Rushing					Receiving				
	No.	Yds.	Avg.	LG	TD	No.	Yds.	Avg.	LG	TD
1973	210	1097	5.2	37	2	30	289	9.6	31	3
1974	236	1109	4.7	23	3	39	408	10.5	50	2
1975	213	911	4.3	43	2	31	230	7.4	24	1
1976	*291	*1168	4.0	40	9	28	305	10.9	42	2
Totals	950	4285	4.5	43	16	128	1232	9.6	50	8

* Rams rushing record

McCUTCHEON'S 100-YARD RUSHING GAMES

Year	Opp.	No.	Yds.	Avg.	TD
**1975	St. Louis	37	202	5.5	0
1973	New Orleans	20	152	7.6	0
1973	Chicago	24	152	6.3	0
1974	Atlanta	22	140	6.4	0
1974	New York Jets	23	139	6.0	2
**1976	Minnesota	26	128	4.9	1
1974	Detroit	21	124	5.9	0
1976	Atlanta	20	121	6.1	3
1973	Kansas City	21	120	5.7	0
1976	New Orleans	25	119	4.8	1
1973	New Orleans	21	115	5.5	0
1976	Atlanta	26	115	4.4	0
1975	Chicago	15	114	7.6	1
1975	San Diego	20	112	5.6	0
1976	Minnesota	29	110	3.8	0
1974	Green Bay	21	109	5.2	0
1974	New Orleans	16	102	6.4	0
1975	Philadelphia	18	101	5.6	0

**Playoff Game

Games Played: 1972(3), 1973(12), 1974(14), 1975(13), 1976(14).

McLain, Kevin

Linebacker

Colorado State

Height: 6-2

Weight: 227

Born: 9-15-54

Second Year

PRO: Kevin McLain, a first round draft choice in 1976, appeared in all 14 games for Los Angeles, mostly on special teams and in certain yardage situations. He played behind Jim Youngblood at left linebacker, following a college career at middle linebacker. He drew particular praise for his play from special team coach Elijah Pitts. Linebacker coach Tom Catlin also expressed satisfaction with McLain's improvement over the season.



COLLEGE: McLain was tabbed first string All-American by NEA and The Sporting news, second team UPI and honorable mention by AP. At Colorado State he made 138 tackles in his senior year along with two interceptions, returning one 58 yards to score. He was a participant in the College All-Star game following his senior year.

PERSONAL: Kevin was born at Tulsa, Okla. and attended Loara High in Anaheim, Ca., then Fullerton JC. In prep school he participated in track as well as football. He is continuing his studies during the summer at Colorado State. He and his wife, the former Marcee Mercer, live at Ft. Collins, Colo. where Kevin works with the Galaway Rehabilitation Center Branch, United Way.

Games Played: 1976(14).

Miller, Willie
Height: 5-9

Wide Receiver
Weight: 172 Born: 4-26-47

Colorado State
Third Year



PRO: Willie Miller was drafted by Houston on the 12th round in 1975 and traded to Cleveland July 15, 1975, for a 1976 12th round choice. Last year Willie played six games with Cleveland, mostly as a return man on punts and kickoffs, before being released. The year before, as a backup wide receiver, he caught seven passes and also threw a 26-yard touchdown pass against Minnesota.

COLLEGE: Because of service in Vietnam, Willie Miller was a late starter at Colorado State where he became the school's all-time receiver and holder of every receiving record. He set an NCAA mark with a 22.5 season average in 1974.

PERSONAL: While in Vietnam with the Army he was awarded the Purple Heart, Silver Star and the Soldier's Medal. Willie was born at Birmingham, Ala., where he still resides. A Colorado State graduate, Willie is a bachelor, working on a Master's degree at CSU.

MILLER'S NFL STATISTICS

Pass Receiving

Year	Club	No.	Yds.	Avg.	TD
1975	Cleveland	7	57	8.1	0
1976	Cleveland	0	0	0.0	0
Totals		7	57	8.1	0

Kickoff Returns

Year	Club	No.	Yds.	Avg.	TD
1975	Cleveland	4	94	23.5	0
1976	Cleveland	1	0	0.0	0
Totals		5	94	18.8	0

Punt Returns

Year	Club	No.	Yds.	Avg.	TD
1975	Cleveland	10	47	4.7	0
1976	Cleveland	5	22	4.4	0
Totals		15	69	4.6	0

Games Played: 1975(14), 1976(6).

when he was the game's MVP, and into the 1964 Sugar Bowl. His college rushing totals were 312 carries for 597 yards and 15 TDs.

PERSONAL: Born in Beaver Falls, Pa., Joe attended high school in that city and has made his off-season home in New York and Florida. He has pursued an acting career, having appeared in three movies: "Norwood," "C.C. and Company" and "The Last Rebel." He has also had his own syndicated TV show and has appeared on numerous variety TV shows.

Games Played: 1965(14), 1966(14), 1967(14), 1968(14), 1969(14), 1970(5), 1971(4), 1972(13), 1973(6), 1974(14), 1975(14), 1976(11).

NAMATH'S PRO PASSING STATISTICS

Year	Club	Att.	Comp.	Yds.	Pct.	Avg./Att.	TD	Pct. TD	Int.	Pct. Int.	Rtng.
1965	N.Y. Jets	340	164	2220	48.2	6.53	18	5.3	15	4.4	68.8
1966	N.Y. Jets	*471	*232	*3379	49.3	7.17	19	4.0	*27	5.7	62.6
1967	N.Y. Jets	*491	*258	*4007	52.5	*8.16	26	5.3	28	5.7	73.8
1968	N.Y. Jets	380	187	3147	49.2	8.28	15	3.9	17	4.5	71.8
1969	N.Y. Jets	361	185	2734	51.2	7.57	19	5.3	17	4.7	74.4
1970	N.Y. Jets	179	90	1259	50.3	7.03	5	2.8	12	6.7	54.7
1971	N.Y. Jets	59	28	537	47.5	9.10	5	8.5	6	10.2	68.3
1972	N.Y. Jets	324	162	*2816	50.0	8.69	*19	5.9	21	6.5	73.4
1973	N.Y. Jets	133	68	966	51.1	7.26	5	3.8	6	4.5	68.8
1974	N.Y. Jets	361	191	2616	52.9	7.25	20	5.5	*22	6.1	69.3
1975	N.Y. Jets	326	157	2286	48.2	7.01	15	4.6	*28	8.6	51.0
1976	N.Y. Jets	230	114	1090	49.6	4.74	4	1.7	16	7.0	39.7
Totals		3655	1836	27057	50.2	7.40	170	4.7	215	5.9	65.8

*League Leader **League Record

NAMATH'S N.Y. JETS 300-YARD GAMES

Date	Opp.	Att.	Comp.	Yds.	Int.	TD
Oct. 2, 1966	at Boston	56	28	338	2	2
Oct. 30, 1966	Buffalo	53	24	343	5	2
Dec. 3, 1966	at Oakland	42	20	327	5	2
Sept. 24, 1967	at Denver	37	22	399	2	2
Oct. 1, 1967	Miami	39	23	415	1	3
Oct. 29, 1967	Boston	43	22	362	2	2
Nov. 12, 1967	Buffalo	37	13	338	2	1
Dec. 17, 1967	at Oakland	46	27	370	3	3
Dec. 24, 1967	at San Diego	26	18	343	0	4
Sept. 15, 1968	at Kansas City	29	17	302	1	2
Oct. 13, 1968	Denver	41	20	341	5	0
Nov. 17, 1968	at Oakland	37	19	381	0	1
Nov. 24, 1968	at San Diego	31	17	337	1	2
Sept. 28, 1969	at San Diego	51	29	344	2	2
Oct. 20, 1969	Houston	24	12	306	3	2
Nov. 16, 1969	Kansas City	40	24	327	3	2
Oct. 18, 1970	Baltimore	62	34	397	6	1
Sept. 24, 1972	at Baltimore	28	15	496	1	6
Oct. 1, 1972	at Houston	38	18	301	2	2
Dec. 11, 1972	at Oakland	46	25	403	2	1
Oct. 26, 1975	Baltimore	28	19	333	1	3

Nelson, Terry
Height: 6-2

Tight End
Weight: 230 Born: 5-20-51

Arkansas AM&N
Fourth Year



PRO: Terry Nelson played in all 14 games in 1976, mostly on short yardage situations and special teams. He caught four passes for 48 yards, although most of his working time was spent as a blocker. When starter Bob Klein was sidelined during the Detroit game Thanksgiving Day in 1975, Nelson played full-time the following five games, including two playoffs. In 1974 Nelson saw action in ten games and in 1973 he spent all but one game on the ready reserve.

COLLEGE: Nelson captained the Arkansas AM&N team his senior year when he was named a Pittsburgh Courier All-American. He lettered three years.

PERSONAL: Nelson was born in Arkadelphia, Ark. where he attended Peake High and played football and basketball. Terry and wife, Frances, make their home at Arkadelphia where Terry spends the off-season in youth work.

NELSON'S RAM STATISTICS

Year	No.	Rushing				Pass Receiving				
		Yds.	Avg.	LG	TD	No.	Yds.	Avg.	LG	TD
1974	1	3	3.0	3	0	0	0	0.0	0	0
1975	0	0	0.0	0	0	1	5	5.0	5	0
1976	0	0	0.0	0	0	4	48	12.0	16	0
Totals	1	3	3.0	3	0	5	53	10.6	16	0

Games Played: 1973(1), 1974(10), 1975(14), 1976(14).

Perry, Rod
Height: 5-9

Cornerback
Weight: 170 Born: 9-11-53

Colorado
Third Year

PRO: Rod Perry might possibly have been shunned last year by the wire services and publications which pick the all-pro teams simply because of the company he keeps. In other words Perry's blue-ribbon season was overshadowed by that of his close friend and cornerback teammate, Monte Jackson, who led the NFL with 10 interceptions. The diminutive Perry had eight thefts himself, but the all-pro pickers might have been reluctant to honor two corners from the same team. Perry returned his eight interceptions for 79 yards from his left corner position to rank in a tie for second in the NFC and a tie for third in the NFL. He and Jackson



helped spearhead the Rams to the league leadership in interceptions with 32. That he is even on the squad is a tribute to the patience of the Ram coaching staff and the tenacity of Perry, himself. Drafted on the fourth round in 1975, Perry underwent knee surgery that spring and spent the summer rehabilitating himself on the "physically unable to perform" list. Activated following the fifth game when veteran Al Clark was injured, Perry performed as a backup in the secondary and a member of the special teams. One of the quickest and fastest Rams, Perry won the battle for the wide open left corner spot last summer, a position vacated when Eddie McMillan was sent to Seattle in the expansion allocation.

COLLEGE: Rod Perry attended Colorado for two years after spending his freshman and sophomore seasons at Fresno City College where he was a JC All American. Perry has long-jumped 24-6.

PERSONAL: Perry was born at Fresno and attended Fresno's Hoover High. He is single and resides at Fresno during the off-season.

PERRY'S RAM PASS INTERCEPTIONS RECORD

Year	No.	Yds.	Avg.	TD
1975	0	0	0.0	0
1976	8	79	9.9	0
Totals	8	79	9.9	0

Games Played: 1975(9), 1976(14).

Phillips, Rod
Height: 6-0

Running Back
Weight: 220 Born: 12-23-52

Jackson State
Third Year



PRO: Rod Phillips was the Rams' third leading rusher in 1976, carrying 34 times for 206 yards, the highest average among the runners at 6.1, and one touchdown. He also caught four passes. Phillips, the only free agent to make the active roster as a rookie in '75, has a career average of 5.4 gained in two years over 51 rushes. In the final league game in 1975 against the defending Super Bowl champion Pittsburgh team, injuries decreed that Rod should start and he rushed 11 times for 51 yards during a 10-3 Ram win, despite suffering a sprained ankle in the second quarter. Although Rod saw action in every '76 game, he was used chiefly on special teams. In 1975 Rod, a tight end on occasion in college, stood by at that position because of injuries.

COLLEGE: After spending his freshman year at Cincinnati, Rod transferred to Jackson State where he played both tight end and running back.

PERSONAL: Phillips played football, basketball and baseball at Harper High in Mendenhall, Miss. He was born at Meridian, Miss. He, wife Brenda and daughter Erin, 1, live at Huntington Beach, Ca. Phillips performs on the Ram basketball team in the off-season.

PHILLIPS' RAM STATISTICS

Year	No.	Rushing				Pass Receiving			
		Yds.	Avg.	LG	TD	No.	Yds.	Avg.	TD
1975	17	69	4.1	20	0	2	10	5.0	0
1976	34	206	6.1	33	1	4	23	5.8	0
Totals	51	275	5.4	33	1	6	33	5.5	0

Games Played: 1975(14), 1976(14).

Reynolds, Jack

Linebacker

Tennessee

Height: 6-1

Weight: 232

Born: 11-22-47

Eighth Year

PRO: Middle linebacker Jack Reynolds is the Rams' defensive quarterback. Reynolds receives formation signals from defensive coordinator Ray Malavasi and, in turn, relays them. However, such is the faith the coaches have in Reynolds' ability, he is free to change the plans as he sees fit. Reynolds, nicknamed 'Hacksaw', is a key man in a defense which led the NFC in rushing defense, giving up 1,564 yards. It then followed that the Rams gave up the lowest average per rush, 3.6; the lowest average rushing per game, 111.7; and the least rushing attempts, 429. This trend began in 1975 when the Ram defense led the NFL in scoring defense, giving up but 135 points, second lowest in NFL history over a 14-game season. And in 1974 the Rams led the NFL in rushing defense, scoring defense and were second in the NFL in total defense. Reynolds has been described as being one of the team's most dedicated players, as well as one of the most consistent. Reynolds was a first-round draft choice in 1970 when Myron Pottios was the starter. He subbed for Marlin McKeever in 1971-72 and then became the starter in '73, a spot he's held since. He missed much of '71 with a knee ailment.



COLLEGE: Reynolds played in the College All-Star game after being selected on the All-Southeast Conference team.

PERSONAL: Reynolds was born at Cincinnati and attended Western Hills High there. Jack and his wife Pat live at Huntington Beach, Ca.

REYNOLDS' RAM PASS INTERCEPTION STATISTICS

Year	No.	Yds.	Avg.	TD
1970	0	0	0	0
1971	0	0	0	0
1972	0	0	0	0
1973	2	52	26.0	0
1974	0	0	0	0
1975	1	15	15.0	0
1976	0	0	0	0
Totals	3	67	22.3	0

Games Played: 1970(14), 1971(4), 1972(14), 1973(14), 1974(14), 1975(14), 1976(14).

Robertson, Isiah
Height: 6-3

Linebacker
Weight: 225
Born: 8-17-49

Southern U.
Seventh Year



PRO: Rams coaches say that 1976 may have been Isiah Robertson's best year as a pro. That's not bad considering his flamboyant play has helped him earn all-star recognition ever since his rookie season. But there was something special about '76. The coaches say he played their "team" concept of defense better than ever before. He may not have been as flashy as he was, say in '75 when he returned an interception 76 yards to a touchdown

against Philadelphia, or in the '74 playoffs when his 59-yard open-field return of an interception helped beat Washington, but he was just as effective. That is not to say Robertson was not noticeable. He intercepted four passes to run his six-year career totals to 17 for 246 return yards and two scores — ranking in a tie for eighth on the all-time Ram list. And he added another important interception in the playoff win over Dallas. Once again, Robertson was accorded near-unanimous all-pro recognition. He was first team All-NFL from AP and first team All-NFC from AP, UPI, Pro Football Weekly and The Sporting News. Nicknamed "Butch" by his teammates, Robertson played in the Pro Bowl for the fifth time (also following seasons of 1971, '73, '74 and '75). Isiah was drafted on the first round of the 1971 selection meeting, the tenth player picked that year on a selection obtained from Washington. He was an immediate hit as a rookie as he became a starter and was named "rookie of the year" by Ye Old Rams, the NFL defensive "rookie of the year" by both AP and Pro Football Weekly and won a berth on UPI's All-Rookie team. He has been a familiar name on all-pro and all-conference teams ever since.

COLLEGE: Robertson intercepted 11 passes in three years at Southern U. and in his senior year was named All-America by the Sporting News and Time Magazine, as well as Small College All-American by AP and UPI.

ROBERTSON'S RAM PASS INTERCEPTION STATISTICS

Year	No.	Yds.	Avg.	TD
1971	4	32	8.0	0
1972	0	0	0.0	0
1973	3	57	19.0	1
1974	2	11	5.5	0
1975	4	118	29.5	1
1976	4	28	7.0	0
Totals	17	246	14.5	2

Games Played: 1971(14), 1972(14), 1973(14), 1974(14), 1975(14), 1976(14).

the fourth straight year. Prior to 1975 Saul showed the versatility he possessed in playing center, guard, tackle, tight end, and was even considered a candidate for linebacker, a position he held in his college days. In those early years with the Rams, Rich also contributed through his hard working performances on the specialty teams. He was an eighth round draft choice of the club in 1970, a season in which he was named the team's Rookie of the Year by Ye Old Rams.

COLLEGE: Despite a knee injury that plagued him his senior year, Saul still made All-Big Ten and Academic All-American as a defensive end and linebacker.

PERSONAL: Saul was born in Butler, Pa., and attended high school in that city. Twin brother, Ron, plays with the Washington Redskins and an older brother, Bill, is a retired NFL player. Rich and wife Eileen live in Westminster, Calif., where Rich works for John G. Valentine & Associates, a commercial and industrial real estate and leasing firm in the off-season.

Games Played: 1970(14), 1971(14), 1972(14), 1973(14), 1974(14), 1975(14), 1976(14).

Scales, Dwight **Wide Receiver-Kick Returner** **Grambling**
Height: 6-2 **Weight: 170** **Born: 5-30-53** **Second Year**

PRO: Dwight Scales saw a modicum of action as a rookie with his biggest moment coming in the 59-0 defeat of Atlanta when he teamed with QB James Harris on an 80-yard touchdown play. A fifth-round Rams draft choice in 1976, Scales caught three passes for 105 yds., returned four punts for an avg. of 11.5 and seven kickoffs for an 18-yd. avg. In the pre-season Scales displayed his big play potential when he caught six passes for 139 yards and a 23.2 average. He became one of 10 rookies to make the club, and performed in every game.



COLLEGE: At Grambling in three years Scales caught 87 passes for 1,704 yds., a 19.6 avg. and 27 TDs. He was named to College Division II All-American and he earned four college grid letters.

PERSONAL: Scales, a native of Little Rock, Ark., attended Robert E. Lee High at Huntsville, Ala. Scales is a talented guitar player whose college major was health and physical education. He's single.

SCALES RAM STATISTICS

		Pass Receiving					Punt Returns				
Year		No.	Yds.	Avg.	LG	TD	No.	Yds.	Avg.	LG	TD
1976		3	105	35.0	80	1					
		Kickoff Returns					Punt Returns				
Year	No.	Yds.	Avg.	LG	TD	No.	Yds.	Avg.	LG	TD	
1976	7	136	19.4	27	0	4	46	11.5	21	0	

Games Played: 1976(14).

Scribner, Rob
Height: 6-0

Running Back
Weight: 200 Born: 4-9-51

UCLA
Fifth Year



PRO: Baseball has its utility men and football its special teamers, with extras. One of the latter is Rob Scribner, who happens to be more than a special teamer in that he is a running back, a receiver, a punt returner and a kickoff returner, plus a so-called "disaster" quarterback, in the event the regulars are unavailable. Last year Scribner's rushing duties were limited to two attempts (one a touchdown). In four years he has returned 16 kickoffs an average of 24.5 yards (including a 57-yard spurt) and eight punts for a 6.8 average. Scribner, a free agent from UCLA, carried 42 times for a 5.1 average in 1975 after injuries had sidelined front-liners. His best day as a pro came that year against Green Bay when he gained 82 yards on 12 carries and a touchdown and also caught two passes. Ankle problems have bothered him throughout his pro career, and last January he underwent surgery to reconstruct the right ankle.

COLLEGE: Scribner's versatility was such that he played quarterback, linebacker, defensive back and wishbone quarterback, respectively, during four UCLA seasons. A rival coach called him one of the best rugby players ever developed in the United States.

PERSONAL: In the off-season Scribner sells life insurance for Massachusetts Mutual Life and joins his wife, Jennifer, in working with Professional Athletes Outreach, a training ministry. They and their son, Joshua Scott, 2, reside in Los Angeles. Scribner, who attended Van Nuys (Ca.) High was born in Dallas, Texas, son of a medical doctor.

SCRIBNER'S RAM STATISTICS

Year	No.	Rushing				No.	Pass Receiving			
		Yds.	Avg.	LG	TD		Yds.	Avg.	LG	TD
1973	20	109	5.5	17	0	2	19	9.5	13	0
1974	9	24	2.7	5	0	2	28	14.0	14	1
1975	42	216	5.1	34	2	2	28	14.0	25	0
1976	2	12	6.0	11	1	0	0	0.0	0	0
Totals	73	361	4.9	34	3	6	75	12.5	25	1

Year	No.	Punt Returns				No.	Kickoff Returns			
		Yds.	Avg.	LG	TD		Yds.	Avg.	LG	TD
1973	3	32	10.7	17	0	11	314	28.6	57	0
1974	8	70	8.8	23	0	1	0	0.0	0	0
1975	26	205	7.9	16	0	1	24	24.0	24	0
1976	8	54	6.8	20	0	3	54	18.0	22	0
Totals	45	361	8.0	23	0	16	392	24.5	57	0

Games Played: 1973(10), 1974(11), 1975(14), 1976(14).

Simpson, Bill
Height: 6-1

Safety
Weight: 180

Born: 12-5-51

Michigan State
Fourth Year

PRO: Bill Simpson is one of the young leaders of a Ram secondary that may have been the best in the NFL in 1976. At least from the standpoint of team interceptions, few can argue with that assessment since Los Angeles led pro football's band of thieves with 32. Simpson got his share of those, picking off four and returning them 62 yards to run his three-year totals to 11 for 152 yards. Ten of those 11 thefts have come in the last two seasons as Bill led the team in that department in 1975 with six, and that doesn't count three others he got in the playoffs that year. A freckled, red-haired ball-hawker out of Michigan State, Simpson resembles Huck Finn, but the likeness disappears when he steps on the football field. Opposing receivers and runners can attest that Bill Simpson is a "hitter." The club's regular free safety since taking over the job in the 11th week of the 1974 campaign, Simpson was named to the Pro Football Writers Association All-Rookie team that year after being drafted by the Rams on the second round. His performance as a sophomore earned him the honor as the club's "outstanding defensive back" by vote of Ye Old Rams.



COLLEGE: Simpson was All-Big Ten his last two years at Michigan State, and was a Sporting News All-American following his senior season. He intercepted 12 passes in his Spartan career, and later played in the East-West Shrine and Hula Bowl games. In '72 he also led the Big Ten in punt returns (13.6 avg.) and punting (40.5 avg.).

PERSONAL: Born in Detroit, Simpson attended Royal Oak Shrine High in that city. He and wife Lynn reside in Garden Grove, Ca., where Bill spent last off-season keeping in shape and playing on the Ram basketball team.

SIMPSON'S RAM PASS INTERCEPTION STATISTICS

Year	No.	Yds.	Avg.	LG	TD
1974	1	0	0.0	0	0
1975	6	90	15.0	29	0
1976	4	62	15.5	30	0
Totals	11	152	13.8	30	0

Games Played: 1974(14), 1975(14), 1976(14).

Slater, Jackie
Height: 6-4

Tackle
Weight: 270
Born: 5-27-54

Jackson State
Second Year



PRO: A third-round 1976 draft choice, Jackie Slater performed in all 14 games plus two playoffs and demonstrated enough potential for an outstanding NFL career. He saw action at both tackle positions as well as the special teams. As a swing tackle, he backed up both starters, John Williams and Doug France.

COLLEGE: Following his senior season, Jackie Slater was named first-team All Black America, South-Western Athletic Conference all-star team for the third straight year, first team All-American by the Pittsburgh Courier and played in the College All-Star game. He earned four varsity football letters and one in track and was the first recipient of the Walter Payton Physical Education Award.

PERSONAL: Jackie was born at Jackson, Miss., and attended Wingfield High in that city where he participated in football, track and basketball. He is a member of Phi Beta Sigma. Jackie and wife Annie Ruth spend the off-season in Meridian, Miss. where Jackie is a substitute teacher in the public school system.

Games Played: 1976(14).

Thomas, Pat
Height: 5-9

Cornerback
Weight: 180
Born: 9-1-54

Texas A&M
Second Year

PRO: Pat Thomas saw plenty of action for a rookie as he was the only cornerback reserve, in addition to being a kickoff returner on occasion, bringing back seven for a 20.0-yd average. Thomas, who played in every game, was also an outstanding contributor to special team efforts, especially punt coverage. Thomas was selected on the second round and was the second player picked in 1976 by Los Angeles.

COLLEGE: Pat Thomas was an All-American by AP, UPI, NEA and the American Football Coaches. At Texas A&M he intercepted 13 passes to snap the school mark of 12 which was held by Ram safety Dave Elmendorf. He played in both the Hula and Japan Bowls. Pat earned four letters at Texas A&M and captained the team his junior year.

PERSONAL: Thomas was born at Plano, Texas, and attended high school there where he competed in football and track. He, wife Lenith, and Patrick, Jr., 1, reside at Plano in the off-season where Pat works in real estate for McKee Realtors and spends his spare time coaching retarded children.



THOMAS' RAM STATISTICS
Kickoff Returns

Year	No.	Yds.	Avg.	LG	TD
1976	7	140	20.0	30	0

Games Played: 1976(14).

Williams, John
Height: 6-3

Tackle
Weight: 265
Born: 10-27-45

Minnesota
Tenth Year



PRO: John Williams has spent half his career with Los Angeles and the last four of those five years have seen the Rams win four divisional championships, partly because of outstanding running offenses and better than average pass protection. Last year, for example, the Rams led the NFC in rushing. Williams, an offensive starter the last four years, is obviously one of the keys in this success. Los Angeles gave Baltimore a first draft choice for

Williams before the 1972 season, one which the ex-Baltimore Colt spent playing behind Harry Schuh. Williams, a first round pick by Baltimore in 1968, replaced Schuh in 1973, and has been a fixture at right tackle since. With Baltimore he spent a year at defensive end, then moved to guard when he was a starter for two years, including Baltimore's 1970 Super Bowl title team.

COLLEGE: At Minnesota Williams was All-Big Ten tackle and he also played fullback and defensive end. Following his senior season he participated in the College All-Star and Coaches All-American games.

PERSONAL: Williams attends the University of Maryland's dental school in the off-season. He was born in Jackson, Miss. and attended Libbey High at Toledo, Ohio. He and wife Colleen have two sons, Jay, 7, and Justin, 5.

Games Played: 1968(14), 1969(13), 1970(14), 1971(14), 1972(14), 1973(14), 1974(14), 1975(14), 1976(14).

Young, Charles
Height: 6-4

Tight End
Weight: 235
Born: 2-5-51

USC
Fifth Year

PRO: When the Rams acquired the rights to Charles Young last March in a trade with Philadelphia for the rights to quarterback Ron Jaworski, they may have paved the way toward signing one of the best tight ends in the NFL. At least Young's four-year performance would testify to that. Recognized as an All-Pro, Young has averaged nearly 50 catches a season, including an NFC-leading 63 in 1974 for 696 yards and three touchdowns. As a rookie the year



before, he led all league tight ends with 55 receptions for 854 yards, a 15.5 average and six touchdowns. Young, of course, was named "rookie of the year" that season, and he has populated most of the all-star teams ever since, including making the Pro Bowl roster after his first three campaigns. Last year, with the Eagle offense geared toward running the ball more than in the past, Young caught 30 for 374 yards. He was a first draft choice of the Eagles in 1973.

COLLEGE: Charles Young was a consensus All-American on a national champion USC team where he lettered three years in football. He was the top pass-catching tight end in Trojan history and played in the Hula Bowl, Coaches All-American and College All-Star games.

PERSONAL: Charles was born at Fresno, Ca. and starred in five sports at that city's Edison High. He earned a California real estate license in 1974. He and wife Colleen have a son, Charles II, 3.

YOUNG'S NFL STATISTICS

Year	Club	Pass Receiving					Rushing				
		No.	Yds.	Avg.	LG	TD	Att.	Yds.	Avg.	LG	TD
1973	Philadelphia	55	854	15.5	80	6	4	24	6.0	17	1
1974	Philadelphia	63	696	11.0	29	3	6	38	6.3	14	0
1975	Philadelphia	49	659	13.4	47	3	2	1	0.5	3	0
1976	Philadelphia	30	374	12.5	29	0	1	6	6.0	6	0
Totals		197	2583	13.1	80	12	13	69	5.3	17	1

Games Played: 1973(14), 1974(14), 1975(14), 1975(14), 1976(14).

Youngblood, Jack

Height: 6-4

Weight: 242

Defensive End

Born: 1-26-50

Florida

Seventh Year

PRO: In the Pro Bowl game last January, Jack Youngblood "sacked" the opposing quarterback three times, and perhaps this is as indicative as anything of just how big a star the Rams' big defensive end has become. In a game of stars, he was a standout, just as he has been while wearing a Ram uniform in the 1970s. In 1976 he was once again so proficient at his job that the sportswriters across the country who form the respected 101 Committee of Kansas City voted him the NFC's top defensive player for the second year in a row. In addition, Jack earned the club's "most valuable player" award from Ye Old Rams and the Daniel F. Reeves Memorial Award as the MVP from the Southern California Sports Broadcasters for the second consecutive year. For the record Youngblood also was again a unanimous All-Pro pick, winning All-NFL first team honors from AP, NEA, the Pro Football Writers Association and Pro Football Weekly, and All-NFC first team from AP, Pro Football Weekly, The Sporting News and UPI. The Pro Bowl appearance was his fourth straight and he also won Ye Old Rams "outstanding defensive lineman" honors for the third year in a row. In unofficial statistics, Youngblood recorded 11 solo "sacks" and three



assists on the season, and he also turned in a big performance in the NFC Championship Game which included a fumble recovery. It was the second straight season in which Youngblood has peaked during the playoffs. In the 1975 playoff win over St. Louis, Youngblood had one of his finest days, sacking the Cardinal quarterback once, forcing a fumble, blocking an extra point try and returning a pass interception 47 yards to a touchdown. An understudy to Deacon Jones as a rookie after he was drafted on the first round in 1971, Youngblood shared the left end position with Fred Dryer the following season before Dryer moved over to his more familiar right end spot in '73. It was then that Youngblood began to blossom, making second team on several All-Pro and All-NFC squads. The honors escalated in '74 and even more so in 1975 when he became a unanimous All-Pro.

COLLEGE: Each year was better than the preceding one in the college career of Youngblood, who won first team All-American honors as a senior at Florida from the Sporting News and the Football Writers Association. He was named second team by AP, and he participated in the College All-Star and Senior Bowl games. He was also named the Most Valuable Defensive Lineman in the Southeast Conference in 1970.

PERSONAL: Youngblood, the Rams' player representative to the NFLPA, was born in Jacksonville, Fla., and went to Jefferson County High School in Montecello, Fla. In the off-season he and wife Diane live in Westminster, Ca., and Jack works for BankAmericard in a public relations capacity. He is active in community affairs, spearheading the Ram's participation in the 'Right to Read' program in Los Angeles, and he was the top Ram vote-getter in the Dodge-NFL Man of the Year balloting, in 1976.

Games Played: 1971(14), 1972(14), 1973(14), 1974(14), 1975(14), 1976(14).

Youngblood, Jim	Linebacker	Tennessee Tech
Height: 6-3	Weight: 239	Born: 2-23-50
		Fifth Year



PRO: Two events paved the way for Jim Youngblood (no relation to Jack) to gain a starting job at left linebacker in 1976. The first occurred during the expansion draft when Seattle selected Ken Geddes, who had been the regular there. Linebacker coach Tom Catlin then moved third-year pro Rick Kay into the spot and the former Colorado player stayed there until he suffered a knee injury during the third game against the New York Giants and was operated upon the next day. Youngblood, who had been playing behind middle backer Jack Reynolds, slipped into the position and

turned in a highly creditable year, including two pass interceptions, one a key 26-yard return in the narrow 20-17 victory over Detroit. Youngblood, a second-round choice by Los Angeles in 1973, played in 14 games and started 11. He played in every league game in 1975, too. The one time Tennessee Tech gridder also is an outstanding special teamer.

COLLEGE: Youngblood was named Little All-American by the Football Coaches Association and AP as well as the Ohio Valley Conference's Defensive Player of the Year in both 1971 and 1972. Following his senior season he played in the Hula Bowl and College All-Star games.

PERSONAL: Youngblood, who attended high school at Jonesville, S.C., was born in Union, S.C. During the off-season he is employed by Unique Patios of Santa Ana as both a salesman and public relations representative. He and wife, Mary, and daughters, Tara, 6, and Marcia, 3, live at Fountain Valley, Ca.

JIM YOUNGBLOOD'S RAM STATISTICS

Year	Pass Interceptions				
	No.	Yds.	Avg.	LG	TD
1973	1	15	15.0	15	0
1974	0	0	0.0	0	0
1975	0	0	0.0	0	0
1976	2	28	14.0	26	0
Totals	3	43	14.3	26	0

Games Played: 1973(14), 1974(14), 1975(14), 1976(14).

Lasts In Ram Football

(League Games Only)

LAST PUNT RETURN FOR TOUCHDOWN

By Rams: 1961 — Dick Bass (90 yards) against Green Bay at Los Angeles

By Opp: 1974 — Jon Stagers of Green Bay (68 yards) at Milwaukee

LAST KICKOFF RETURN FOR TOUCHDOWN

By Rams: 1976 — Cullen Bryant (90 yards) against St. Louis at Los Angeles

By Opp: 1971 — Isaac Thomas of Dallas (89 yards) at Dallas

LAST PASS INTERCEPTION RETURN FOR TOUCHDOWN

By Rams: 1976 — Monte Jackson (41 yards) at San Francisco

By Opp: 1972 — Rudy Redmond of Detroit (88 yards) at Los Angeles

LAST SHUTOUT

By Rams: 1976 — Against Atlanta (59-0) at Los Angeles

By Opp: 1976 — By San Francisco (0-16) at Los Angeles

Ram Rookies & One-Year Vets

Alexander, Nate **Defensive End** **Cal-Riverside**
Height: 6-3 **Weight: 275** **Born: 4-16-47** **NFL Exp: R**

Birthplace: Los Angeles. **Residence:** Los Angeles. His high school days and a tour in the army prepped Alexander for his collegiate playing days at L.A. Harbor JC and Cal-Riverside, where he finished up in 1974. Alexander earned a Ram contract after impressing scouts at Ron Waller's Football Camp this spring.

Best, Art **Running Back** **Kent State**
Height: 6-1 **Weight: 205** **Born: 3-18-53** **NFL Exp: R**

Birthplace: Camden, N.J. **Residence:** Gahanna, Ohio. Best first made a name for himself when he gained 700 yards as a sophomore at Notre Dame. He transferred to Kent State after three years at South Bend, and as a senior last year he gained 1,030 yards on 194 carries for a 5.3 average and 10 touchdowns. Best, who has a 4.55 speed, played in the North-South game and All-American Bowl following his senior year. He is a sixth round draft choice.

Bockwoldt, Rod **Safety** **Weber State**
Height: 6-1 **Weight: 186** **Born: 11-18-54** **NFL Exp: R**

Birthplace: San Diego, Ca. **Residence:** Clearfield, Utah. A quarterback at Weber State, Bockwoldt will get a shot at safety with the Rams. A versatile athlete with 4.8 speed, Bockwoldt split his time between quarterback and wide receiver his first three college years before settling in as the signal caller in '76 when he finished second in the NCAA Division II passing with 183 completions in 313 attempts, a 58.5 percentage, 2,268 yards and 17 touchdowns. He set an NCAA record with 21 straight completions in a game against South Dakota State. He is an eighth round draft choice.

Butler, Gregg **Cornerback** **Howard**
Height: 5-10 **Weight: 175** **Born: 12-26-52** **NFL Exp: 1**

Birthplace: Washington, D.C. **Residence:** Landover, Md. Signed as a free agent by the Rams prior to the 1976 season after he had spent a year with the WFL Philadelphia Bell, Butler was traded to the Eagles during the summer, but did not make the club. He is back for a second look. The former All Mid-Eastern Athletic Conference star was a receiver as well as a cornerback and punt return man in college.

Brudzinski, Bob **Linebacker** **Ohio State**
Height: 6-4 **Weight: 230** **Born: 1-1-55** **NFL Exp: R**

Birthplace: Fremont, Ohio. **Residence:** Fremont, Ohio. A defensive end and four-year letter winner for the Buckeyes, Brudzinski was named Ohio

transferring to Nebraska where he had an enviable passing record the last two years, completing 57.6 of his aeriels (224 of 389 for 3,224 yards and 32 touchdowns). He was named All Academic Big Eight, first team All-American by Football News, third team by AP and honorable mention by UPI.

Frazier, Cliff **Defensive End-Tackle** **UCLA**
Height: 6-4 **Weight: 256** **Born: 11-23-52** **NFL Exp: 1**

Birthplace: St. Louis, Mo. **Residence:** Los Angeles. Drafted on the second round in 1976 by Kansas City, Frazier was traded last pre-season to Philadelphia for a pair of draft choices, then was placed on the Eagles' injured reserve because of ankle problems. He was traded to the Rams for a conditional draft choice in the spring. Frazier won several honors as a noseguard at UCLA, including NEA All-American first team, All-Pac Eight, All-Coast from AP and UPI and Co-MVP on the Bruin team his senior year. He attended Baldwin, Mo. High and Fort Scott Community College before moving to UCLA.

Fulton, Ed **Guard** **Maryland**
Height: 6-3 **Weight: 250** **Born: 1-27-55** **NFL Exp: R**

Birthplace: Abington, Pa. **Residence:** Sparta, N.J. Fulton is a four-year letter winner at Maryland who capped his senior season by being named All-Atlantic Coast Conference and honorable mention All-American by AP. A guard with 5.0 speed, Fulton was drafted on the third round.

Gollhardt, Mark **Punter** **San Diego State**
Height: 6-3 **Weight: 200** **Born: 11-9-52** **NFL Exp: R**

Birthplace: Pomona, Ca. **Residence:** Walnut, Ca. A Southern Californian all the way, Gollhardt attended Pomona High, Mt. San Antonio and Chaffey junior colleges before going on to San Diego State. He was signed as a free agent by the Rams.

Gustafson, Ron **Wide Receiver** **North Dakota**
Height: 6-1 **Weight: 185** **Born: 10-8-52** **NFL Exp: 1**

Birthplace: Duluth, Minn. **Residence:** Duluth. This will be his third try with an NFL club after being drafted on the 12th round by New Orleans in '75, then was signed by Atlanta in '76. As a senior in '74, Gustafson was All-North Central Conference, catching 26 passes for 439 yards, returning 20 kickoffs for 506, returning 14 punts for 164 and rushing for an additional 232 yards while serving as team captain.

Harris, Averell **Wide Receiver** **Shippensburg State**
Height: 6-1 **Weight: 187** **Born: 5-30-55** **NFL Exp: R**

Birthplace: Sewickley, Pa. **Residence:** Sewickley, Pa. Harris, a free agent who hails from the same home town as coach Chuck Knox, holds three Shippensburg records — most yards gained receiving in a game, 172; most yards gained receiving in a season, 954; and most touchdowns in a season, nine. He was named his team's MVP.

1977 Rams Veterans

No.	Name	Pos.	Ht.	Wt.	NFL Exp.	Birthdate	
45	Bertelsen, Jim	RB-KR	5-11	205	6	2/26/50	S
90	Brooks, Larry	DT	6-3	255	6	6/10/50	F
32	Bryant, Cullen	RB-KR	6-1	235	5	5/20/51	F
22	Cappelletti, John	RB	6-1	217	4	8/ 9/52	F
70	Cowlings, Al	DE	6-5	245	7	6/16/47	S
47	Davis, Bradford	RB	5-11	215	2	2/ 9/53	H
10	Dempsey, Tom	K	6-1	260	9	1/12/47	M
89	Dryer, Fred	DE	6-6	240	9	7/ 6/46	H
55	Ekern, Carl	LB	6-3	220	2	5/27/54	F
42	Elmendorf, Dave	S	6-1	195	7	6/20/49	S
79	Fanning, Mike	DT	6-6	260	3	2/ 2/53	M
77	France, Doug	T	6-5	272	3	4/26/53	D
87	Geredine, Tom	WR-KR	6-2	189	4	6/17/50	F
11	Haden, Pat	QB	5-11	182	2	1/23/53	V
60	Harrah, Dennis	G	6-5	257	3	3/ 9/53	C
63	Horton, Greg	G	6-4	245	2	1/ 7/51	S
29	Jackson, Harold	WR	5-10	175	10	1/ 6/46	H
28	Jackson, Monte	CB	5-11	189	3	7/14/53	T
9	Jackson, Rusty	P	6-2	190	2	11/17/50	T
81	Jessie, Ron	WR	6-0	185	7	2/ 4/48	Y
76	Jones, Cody	DT-DE	6-5	240	4	5/ 3/51	S
52	Kay, Rick	LB	6-4	235	4	11/10/49	H
65	Mack, Tom	G	6-3	250	12	11/11/43	C
30	McCutcheon, Lawrence	RB	6-1	205	5	6/ 2/50	F
50	McLain, Kevin	LB	6-2	227	2	9/15/54	T
82	Miller, Willie	WR	5-9	172	3	4/26/47	E
12	Namath, Joe	QB	6-2	200	13	5/31/43	E
83	Nelson, Terry	TE	6-2	230	4	5/20/51	A
49	Perry, Rod	CB	5-9	170	3	9/11/53	F
39	Phillips, Rod	RB	6-0	220	3	12/23/52	M
64	Reynolds, Jack	LB	6-1	232	8	11/22/47	C
58	Robertson, Isiah	LB	6-3	225	7	8/17/49	N
57	Rogers, Mel	LB	6-2	230	5	4/23/47	S
61	Saul, Rich	C	6-3	250	8	2/ 5/48	E
80	Scales, Dwight	WR-KR	6-2	170	2	5/30/53	L
33	Scribner, Rob	RB-KR	6-0	200	5	4/ 9/51	D
48	Simpson, Bill	S	6-1	180	4	12/ 5/51	D
78	Slater, Jackie	T	6-4	270	2	5/27/54	J
27	Thomas, Pat	CB	5-9	180	2	9/ 1/54	F
75	Williams, John	T	6-3	265	10	10/27/45	J
86	Young, Charles	TE	6-4	238	5	2/ 5/51	F
85	Youngblood, Jack	DE	6-4	242	7	1/26/50	J
53	Youngblood, Jim	LB	6-3	239	5	2/23/50	L

*Cowlings last active with Los Angeles in '75; Davis played one game with
 Namath played 11 games with N. Y. Jets in '76; Young played 14 games with

teran Roster

Birthplace	College	Residence	Games in '76
St. Paul, Minn.	Texas	Austin, Tex.	14
Philadelphia, Pa.	Va. State-Petersburg	Fountain Valley, Ca.	14
Fort Sill, Okla.	Colorado	Boulder, Colo.	14
Philadelphia, Pa.	Penn State	Huntington Beach, Ca.	14
San Francisco, Ca.	Southern California	Los Angeles, Ca.	0*
Hammond, La.	Louisiana State	Baton Rouge, La.	1*
Milwaukee, Wis.	Palomar J.C.	Metairie, La.	14
Lawthorne, Ca.	San Diego State	Long Beach, Ca.	14
Richland, Wash.	San Jose State	Sunnyvale, Ca.	14
San Antonio, Tex.	Texas A&M	Huntington Beach, Ca.	14
Mt. Clemens, Mich.	Notre Dame	Tulsa, Okla.	14
Dayton, Ohio	Ohio State	Westminster, Ca.	14
St. Louis, Mo.	N.E. Missouri State	Kansas City, Mo.	10
Vestbury, N.Y.	Southern California	Los Angeles, Ca.	10
Charleston, W.Va.	Miami, Fla.	Charleston, W.Va.	14
San Bernardino, Ca.	Colorado	Boulder, Co.	14
Hattiesburg, Miss.	Jackson State	Hattiesburg, Miss.	14
Merham, Tex.	San Diego State	Huntington Beach, Ca.	14
Escalosa, Ala.	Louisiana State	Mobile, Ala.	14
Tucson, Ariz.	Kansas	Huntington Beach, Ca.	14
San Francisco, Ca.	San Jose State	Huntington Beach, Ca.	14
Renderson, Nev.	Colorado	Orange, Ca.	3
Cleveland, Ohio	Michigan	San Marino, Ca.	14
Plainview, Tex.	Colorado State	Los Angeles, Ca.	14
Tulsa, Okla.	Colorado State	Ft. Collins, Colo.	14
Birmingham, Ala.	Colorado State	Birmingham, Ala.	6*
Leaver Falls, Pa.	Alabama	New York, N.Y.	11*
Arkadelphia, Ark.	Arkansas AM&N	Arkadelphia, Ark.	14
Fresno, Ca.	Colorado	Fresno, Ca.	14
Hendenhall, Miss.	Jackson State	Huntington Beach, Ca.	14
Cincinnati, Ohio	Tennessee	Huntington Beach, Ca.	14
New Orleans, La.	Southern U.	Fountain Valley, Ca.	14
St. Petersburg, Fla.	Florida A&M	St. Petersburg, Fla.	11
Butler, Pa.	Michigan State	Westminster, Ca.	14
Little Rock, Ark.	Grambling	Huntsville, Ala.	14
Dallas, Tex.	UCLA	Agoura, Ca.	14
Detroit, Mich.	Michigan State	Garden Grove, Ca.	14
Jackson, Miss.	Jackson State	Meridian, Miss.	14
Plano, Tex.	Texas A&M	Plano, Tex.	14
Jackson, Miss.	Minnesota	Hutchinson, Minn.	14
Fresno, Ca.	Southern California	Marlton, N.J.	14*
Jacksonville, Fla.	Florida	Westminster, Ca.	14
Union, S.C.	Tennessee Tech.	Fountain Valley, Ca.	14

*Atlanta in '76; Miller played six games with Cleveland in '76;
with Philadelphia in '76.

1977 Los Angeles Rams R

No.	Name	Pos.	Ht.	Wt.	Birthdate
*73	Alexander, Nate	DE	6-3	275	4/16/47
23	Best, Art	RB	6-1	205	3/18/53
20	Bockwoldt, Rod	S	6-1	186	11/18/54
54	Brudzinski, Bob	LB	6-4	230	1/ 1/55
46	Butler, Gregg (I)	CB	5-10	175	12/26/52
59	Caudill, Barry	C	6-3	228	9/21/54
21	Cromwell, Nolan	S	6-1	196	1/30/55
6	Delaney, John (I)	K	6-0	210	11/29/52
31	Edwards, Oscar	CB-S	5-11	188	12/ 8/53
15	Ferragamo, Vince	QB	6-3	208	4/24/54
72	Frazier, Cliff (I)	DE-DT	6-4	256	11/23/52
68	Fulton, Ed	G	6-3	250	1/27/55
14	Gollhardt, Mark	P	6-3	200	11/ 9/52
24	Gustafson, Ron (I)	WR	6-1	185	10/ 8/52
37	Harris, Averell	WR	6-1	187	5/30/55
41	Henson, John (I)	RB	6-1	226	12/ 9/52
66	Hickman, Donnie	G	6-2	261	6/11/55
*25	Jamerson, Ron	RB	6-2	205	2/ 7/52
43	Jodat, Jim (I)	RB	5-11	210	3/ 3/54
88	Johns, Freeman (I)	WR	6-1	175	12/20/53
*71	Jones, Eary	DE-DT	6-4	270	7/ 5/55
*56	Kahn, Mitch	C	6-2	230	3/ 1/55
5	Long, Carson	K	5-10	210	12/16/54
*78	Marderian, Greg (I)	DT	6-4	250	1/15/52
*56	McCartney, Ron (I)	LB	6-1	220	7/29/54
51	Nuzum, Rick (I)	C	6-4	238	6/30/52
84	Petersen, Don	TE	6-4	236	8/12/55
*71	Platt, Chuck	T	6-4	255	12/16/53
*25	Royall, Curtis	CB	6-0	190	12/ 2/52
*67	Solari, Mike	G	6-2	230	1/16/55
8	Sunter, Ian (I)	K	6-0	200	12/21/52
34	Taylor, Jerrald (I)	WR-KR	6-2	187	4/16/52
26	Tyler, Wendell	RB	5-10	188	5/20/55
*67	Varner, Stan (I)	DT	6-4	245	12/22/52
38	Waddy, Billy	WR	5-11	185	2/19/54
17	Walker, Glen	P-K	6-1	210	1/16/52
*73	Watley, Ira (I)	T	6-6	265	11/ 1/51
62	Williams, Jeff	T-G	6-4	256	4/15/55
44	Wingard, Walter	RB-KR	5-10	190	11/10/52

(I) Indicates a player who has been in an NFL camp previously.

* Indicates a duplicate number.

ookie & First-Year Roster

Birthplace	College	Residence	How Acq.
Los Angeles, Ca.	Cal-Riverside	Los Angeles, Ca.	FA
Camden, N.J.	Kent State	Gahanna, Ohio	D6
San Diego, Ca.	Weber State	Clearfield, Utah	D8
Fremont, Ohio	Ohio State	Fremont, Ohio	D1
Washington, D.C.	Howard	Landover, Md.	FA
Jackson, Miss.	So. Mississippi	Brandon, Miss.	D12
Smith Center, Kan.	Kansas	Ranson, Kansas	D2a
Webster, Mass.	Nichols	Webster, Mass.	FA
Long Beach, Ca.	UCLA	Los Angeles, Ca.	FA
Torrance, Ca.	Nebraska	Carson, Ca.	D4a
St. Louis, Mo.	UCLA	L.A., Ca.	TR-Phil '77
Abington, Pa.	Maryland	Sparta, N.J.	D3a
Pomona, Ca.	San Diego State	Wainut, Ca.	FA
Duluth, Minn.	North Dakota	Duluth, Minn.	FA
Sewickley, Pa.	Shippensburg State	Sewickley, Pa.	FA
Pinole Valley, Ca.	Cal Poly (SLO)	Napa, Ca.	FA
Flagstaff, Az.	Southern California	Flagstaff, Az.	D5a
Bakersfield, Ca.	Southern California	Pacoima, Ca.	FA
Milwaukee, Wisc.	Carthage	Milwaukee, Wisc.	D12(76)
Waco, Tex.	So. Methodist	Wichita Falls, Tex.	D10(76)
Memphis, Tenn.	Memphis State	Memphis, Tenn.	D4b
Los Angeles, Ca.	UCLA	Villa Park, Ca.	FA
Pottsville, Pa.	Pittsburgh	Pittsburgh, Pa.	D11
Burbank, Ca.	Southern California	Granada Hills, Ca.	FA
Charleston, W.Va.	Tennessee	Knoxville, Tenn.	D2b(76)
Parkersburg, W.Va.	Kentucky	Hunt. Bch., Ca.	D5a(75)
Holliston, Mass.	Boston College	Holliston, Mass.	D10
Quantico, Va.	Cal State Fresno	Chula Vista, Ca.	FA
Abilene, Texas	USIU	San Diego, Ca.	FA
San Francisco, Ca.	San Diego State	Daly City, Ca.	FA
Dundee, Scotland	No College	Burlington, Ont.	FA
Houston, Tex.	Texas A&I	Houston, Tex.	D4(76)
Shreveport, La.	UCLA	Los Angeles, Ca.	D3b
Salt Lake City, Utah	Brigham Young	Salt Lake City, Utah	FA
Wharton, Tex.	Colorado	Boling, Tex.	D2b
Torrance, Ca.	Southern California	Gardena, Ca.	FA
Sacramento, Ca.	San Diego State	San Diego, Ca.	FA
Gloucester, Mass.	Rhode Island	Gloucester, Mass.	D5b
Dayton, Ohio	Dayton	Dayton, Ohio	FA

Get the Ralphs super spirits.



Get into Ralphs super lineup, including fine wines, your favorite liquors, beers and mixers. For a spirited celebration or an elegant dinner party, you'll find what you want at Ralphs, the *Super* market.

©1977 by
Ralphs Groc. Co.

Switch to Number One*
...switch to



* Number one in shopper preference in the Los Angeles-Orange County area according to independent studies.

1977 Opponents

Aug. 6 & Oct. 24, MINNESOTA VIKINGS: Head Coach—Bud Grant. Public Relations—Merrill Swanson, Jeff Diamond, Sherm Pinkham. Home Field—Metropolitan Stadium, Grass (48,503). 1976 Record—11-2-1. Office Telephone—(612) 920-4805.

Aug. 13 & Sept. 25, PHILADELPHIA EAGLES: Head Coach—Dick Vermeil. Public Relations—Jim Gallagher, Chick McElrone. Home Field—Philadelphia Veterans, Astro turf (66,005). 1976 Record—4-10. Office Telephone—(215) 463-2500.

Aug. 21, Oct. 2 & Nov. 20, SAN FRANCISCO 49ERS: Head Coach—Ken Meyer. Public Relations—George McFadden, Jim Muldoon. Home Field—Candlestick Park, Astro turf (61,000). 1976 Record—8-6. Office Telephone—(415) 365-3420.

Aug. 27, KANSAS CITY CHIEFS: Head Coach—Paul Wiggin. Public Relations—Bob Sprenger, Doug Kelly. Home Field—Arrowhead, Tartan Turf (78,198). 1976 Record—5-9. Office Telephone—(816) 924-9300.

Sept. 1, SAN DIEGO CHARGERS: Head Coach—Tommy Prothro. Public Relations—Rick Smith. Home Field—San Diego Stadium, Grass (52,568). 1976 Record—6-8. Office Telephone—(714) 280-2111.

Sept. 9 & Dec. 4, OAKLAND RAIDERS: Head Coach—John Madden. Public Relations—Al LoCasale, Executive Assistant. Home Field—Oakland-Alameda County Coliseum, Grass (54,037). 1976 Record—13-1. Office Telephone—(415) 562-5900.

Sept. 18 & Dec. 11, ATLANTA FALCONS: Head Coach—Leeman Bennett. Public Relations—Charlie Dayton. Home Field—Atlanta—Fulton County, Grass (60,489). 1976 Record—4-10. Office Telephone—(404) 588-1111.

Oct. 10, CHICAGO BEARS: Head Coach—Jack Pardee. Public Relations—Ted Haracz, Pat McCaskey. Home Field—Soldier Field, Astro turf (57,359). 1976 Record—7-7. Office Telephone—(312) 663-5100.

Oct. 16 & Oct. 30, NEW ORLEANS SAINTS: Head Coach—Hank Stram. Public Relations—Jerry Wynn, Bill Treuting. Home Field—Louisiana Superdome, Astro turf (71,330). 1976 Record—4-10. Office Telephone—(504) 524-1421.

Nov. 6, TAMPA BAY BUCCANEERS: Head Coach—John McKay. Public Relations—Dick Maxwell, Thom Meredith. Home Field—Tampa Stadium, Grass (71,600). 1976 Record—0-14. Office Telephone—(813) 870-2700.

Nov. 13, GREEN BAY PACKERS: Head Coach—Bart Starr. Public Relations—Chuck Lane, Lee Rempel. Home Field—Milwaukee County Stadium, Grass (55,896) and Lambeau Field, Grass (56,267). 1976 Record—5-9.

Nov. 27, CLEVELAND BROWNS: Head Coach—Forrest Gregg. Public Relations—Nate Wallack. Home Field—Cleveland Stadium, Grass (79,891). 1976 Record—9-5.

Dec. 17, WASHINGTON REDSKINS: Head Coach—George Allen. Public Relations—Michael P. Menchel, Charley Taylor. Home Field—Robert F. Kennedy, Grass (Prescription Athletic Turf), (55,004). 1976 Record—10-4. Office Telephone—(703) 471-9100.

Rams Hotels in '77

Home Games	Beverly Hilton	(213) 274-7777
Kansas City	Crown Center	(816) 474-4400
Atlanta	Marriott	(404) 659-6500
Chicago	Continental Plaza	(312) 943-7200
New Orleans	Marriott	(504) 581-1000
Milwaukee	Marriott	(414) 786-1100
San Francisco	Hilton	(415) 771-1400
Cleveland	Bond Court	(216) 771-7600
Washington	Crystal City Marriott	(703) 521-5500

Halftime Performers

Aug. 6—Minnesota	Fireworks with Music of Ray Anthony
Aug. 13—Philadelphia	Bicycle Motocross
Sept. 1—San Diego	So. Calif. Athletic Tournament (Gymnastics)
Sept. 9—Oakland	Cyprus Spinnakers
Sept. 25—Philadelphia	Los Angeles Police Department Demonstration
Oct. 2—San Francisco	Loara High School Marching Band
Oct. 16—New Orleans	Locke High School Marching Band
Oct. 24—Minnesota	Music Man Featuring Cal State Long Beach Marching Band & Pomona Valley Carousel Chorus
Nov. 6—Tampa Bay	Cal State Northridge Marching Band
Dec. 4—Oakland	USC Marching Band
Dec. 11—Atlanta	Ford Pass, Punt & Kick Competition & Celebrity Tennis

1976 Individual Statistics

Rushing

	Att.	Yds.	Avg.	LG	TD
McCutcheon	291	1168	4.0	40	9
Cappelletti	177	688	3.9	38	1
Phillips	34	206	6.1	33	1
Bertelsen	42	155	3.7	18	2
Haden	25	84	3.4	16	4
Harris	12	76	6.3	20	2
Bryant	21	64	3.0	12	2
Jessie	4	37	9.3	22	0
H. Jackson	1	15	15.0	15	0
Jaworski	2	15	7.5	14	1
Scribner	2	12	6.0	11	1
Geredine	1	8	8.0	8	0
Preece	1	0	0.0	0	0
RAMS TOTAL	613	2528	4.1	40	23
Opp. Total	429	1564	3.6	60	11

Passing

	Att.	Comp.	Yds.	Pct.	Avg Att.	TD	Pct TD	Int.	Pct Int.	LG	Lost Att	Rating
Haden	105	60	896	57.1	8.53	8	7.6	4	3.8	65	13/86	94.7
Harris	158	91	1460	57.6	9.24	8	5.1	6	3.8	80	14/151	89.8
Jaworski	52	20	273	38.5	5.25	1	1.9	5	9.6	42	5/51	22.8
RAMS TOTAL	315	171	2629	54.3	6.75	17	5.4	15	4.8	80	32/288	
Opp. Total	397	199	2487	50.1	4.73	11	2.8	32	8.1	57	45/395	

Receiving

	No.	Yds.	Avg.	LG	TD
H. Jackson	39	751	19.3	65	5
Jessie	34	779	22.9	58	6
Cappelletti	30	302	10.1	32	1
McCutcheon	28	305	10.9	42	2
Klein	20	229	11.5	26	1
Bertelsen	6	33	5.5	10	0
Nelson	4	48	12.0	16	0
Phillips	4	23	5.8	15	0
Scales	3	105	35.0	80	1
Bryant	2	28	14.0	25	0
Geredine	1	23	23.0	23	0
Harrah	0	3	0.0	0	0
RAMS TOTAL	171	2629	15.4	80	17
Opp. Total	199	2487	12.5	57	11

Punting

	No.	Yds.	Avg.	TB	In 20	LG
Jackson	77	3006	39.0	6	16	61
RAMS TOTAL	79	3006	38.1	6	16	61
Opp. Total	95	3918	41.2	11	16	68

Scoring

	TDR	TDP	TDRt	FG	PAT	TP
Dempsey	0	0	0	17-26	36-44	87
McCutcheon	9	2	0	0-0	0-0	66
Jessie	0	6	0	0-0	0-0	36
H. Jackson	0	5	0	0-0	0-0	30
Haden	4	0	0	0-0	0-0	24
M. Jackson	0	0	3	0-0	0-0	18
Bryant	2	0	1	0-0	0-0	18
Harris	2	0	0	0-0	0-0	12
Cappelletti	1	1	0	0-0	0-0	12
Bertelsen	2	0	0	0-0	0-0	12
Jaworski	1	0	0	0-0	0-0	6
Scribner	1	0	0	0-0	0-0	6
Phillips	1	0	0	0-0	0-0	6
Klein	0	1	0	0-0	0-0	6
Scales	0	1	0	0-0	0-0	6
Geredine	0	1	0	0-0	0-0	6
RAMS TOTAL	23	17	4	17-26	36-44	351
Opp. Total	11	11	0	12-20	20-22	190

Interceptions

	No.	Yds.	Avg.	LG	TD
M. Jackson	10	173	17.3	46	3
Perry	8	79	9.9	43	0
Simpson	4	62	15.5	30	0
Robertson	4	28	7.0	14	0
Jim Youngblood	2	28	14.0	26	0
Elmendorf	2	0	0.0	0	0
Preece	1	6	6.0	6	0
Kay	1	0	0.0	0	0
RAMS TOTAL	32	376	11.8	46	3
Opp. Total	15	211	14.1	42	0

Punt Returns

	No.	FC	Yds.	Avg.	LG	TD
Bryant	29	2	321	11.1	25	0
Scales	4	0	46	11.5	21	0
Scribner	8	1	54	6.8	20	0
Bertelsen	10	0	55	5.5	19	0
Johns	1	0	0	0.0	0	0
RAMS TOTAL	52	3	476	9.2	25	0
Opp. Total	39	17	281	7.2	34	0

Kickoff Returns

	No.	Yds.	Avg.	LG	TD
Bryant	16	459	28.7	90	1
Johns	2	56	28.0	34	0
Geredine	9	181	20.1	27	0
Thomas	7	140	20.0	30	0
Scales	7	136	19.4	27	0
Scribner	3	54	18.0	22	0
Nelson	0	1	0.0	0	0
RAMS TOTAL	44	1027	23.3	90	1
Opp. Total	70	1383	19.8	84	0

1976 Team Statistics

FOURTEEN SEASON GAMES

	RAMS	OPP
TOTAL FIRST DOWNS	265	213
Rushing	143	79
Passing	111	118
Penalty	11	16
Third Down Efficiency	101/225	69/205
TOTAL NET YARDS	4869	3656
Avg. Per Game	347.8	261.1
Total Plays	960	871
Avg. Per Play	5.1	4.2
NET YARDS RUSHING	2528	1564
Avg. Per Game	180.6	111.7
Total Rushes	613	429
Avg. Per Rush	4.1	3.6
NET YARDS PASSING	2341	2092
Avg. Per Game	167.2	149.4
Tackled/Yards Lost	32/288	45/395
Gross Yards	2629	2487
Attempts/Completions	315/171	397/199
Pct. of Completions	54.3	50.1
Had Intercepted	15	32
PUNTS/AVERAGE	79/38.1	95/41.2
NET PUNTING AVERAGE	33.0	33.9
PUNT RETURNS/AVERAGE	52/9.2	39/7.2
KICKOFF RETURNS/AVERAGE	44/23.3	70/19.8
MISC. RETURN/AVERAGE	5/7.6	3/6.3
INTERCEPTIONS/AVG. RETURN	32/11.8	15/14.1
PENALTIES/YARDS	83/764	81/740
FUMBLES/BALL LOST	29/21	31/16
TOUCHDOWNS	44	22
Rushing	23	11
Passing	17	11
Returns	4	0
EXTRA POINTS/ATTEMPTS	36/44	20/22
FIELD GOALS/ATTEMPTS	17/26	12/20
TOTAL POINTS	351	190

SCORE BY QUARTERS

	1	2	3	4	OT	Total
Rams	62	81	93	115	0	351
Opponents	37	38	81	34	0	190

Ram Draft

1977 Choices

1. Bob Brudzinski, LB, Ohio State
 2. Nolan Cromwell, S, Kansas (from Seattle)
Billy Waddy, WR, Colorado
(from Washington through San Diego)
(Choice to Seattle)
 3. Ed Fulton, G, Maryland
(from San Diego)
Wendell Tyler, RB, UCLA
 4. Vince Ferragamo, QB, Nebraska
(from New Orleans)
Earl Jones, DE-DT, Memphis State
 5. Donnie Hickman, G, USC
(from Washington)
Jeff Williams, G, Rhode Island
 6. Art Best, RB, Kent State
(from Denver)
(Choice to New Orleans)
 7. (Choice to Washington)
 8. Rod Bockwoldt, S, Weber State
 9. (Choice to Washington)
 10. Don Petersen, TE, Boston College
 11. Carson Long, K, Pittsburgh
 12. Barry Caudill, C, Southern Mississippi
- 1954—Ed Beatty, C, Mississippi
1955—Larry Morris, LB, Georgia Tech
1956—Joe Marconi, FB, West Virginia
(from New York)
Charlie Horton, HB, Vanderbilt
1957—Jon Arnett, HB, USC
Del Shofner, HB, Baylor
(from New York)
1958—Lou Michaels, LB, Kentucky
(from Washington)
Jim Phillips, E, Auburn
1959—Paul Dickson, G, Baylor
Dick Bass, FB, COP (future)
(from Philadelphia)
1960—Billy Cannon, HB, LSU
1961—Marlin McKeever, LB, USC
1962—Roman Gabriel, QB, N. Carolina St.
(from Minnesota through New York)
Merlin Olsen, DT, Utah State
1963—Terry Baker, QB, Oregon State
Rufus Guthrie, G, Georgia Tech
(from Chicago)
1964—Bill Munson, QB, Utah State
1965—Clarence Williams, HB, Washington S
1966—Tom Mack, G, Michigan
1967—(Choice to Minnesota)
1968—(Choice to Detroit)
1969—Larry Smith, RB, Florida
(from Detroit)
Jim Seymour, E, Notre Dame
(from Washington)
Bob Klein, TE, USC
1970—Jack Reynolds, LB, Tennessee
1971—Isiah Robertson, LB, Southern
(from Washington)
Jack Youngblood, DE, Florida
1972—(Choice to New York Giants through
New England)
1973—(Choice to New England)
1974—John Cappelletti, RB, Penn State
(Choice from Philadelphia)
(Choice to Chicago through
Washington)
1975—Mike Fanning, DT, Notre Dame
(Choice from Green Bay)
Dennis Harrah, G, Miami (Fla.)
(Choice from Philadelphia)
Doug France, T, Ohio State
1976—Kevin McLain, LB, Colorado State
1977—Bob Brudzinski, LB, Ohio State

Previous First Choices

- 1946—Emil Sitko, HB, Notre Dame
1947—Herman Wedemeyer, HB, St. Mary's
1948—(Choice to Detroit)
1949—Bobby Thomason, QB, V.M.I.
1950—Ralph Pasquaerello, FB, Villanova
(from Chicago Cardinals)
Stan West, G, Oklahoma
1951—Bud McFadin, T, Texas
1952—Bill Wade, QB, Vanderbilt
(Bonus Choice)
Bob Carey, E, Michigan State
1953—Donn Moomaw, LB, UCLA
(from Eagles)
Ed Barker, E, Washington State

1976 Rams Attendance

PRE-SEASON GAMES

HOME	AWAY
Tampa Bay	Seattle Seahawks 63,532
Buccaneers 54,787	Oakland Raiders 52,615
Dallas Cowboys 60,158	116,147
Buffalo Bills 50,012	
San Francisco 49ers . . . 55,256	
220,213	

REGULAR SEASON GAMES

N.Y. Giants 60,698	Atlanta Falcons 53,607
San Francisco 49ers . . . 80,532	Minnesota Vikings 47,310
Chicago Bears 71,751	Miami Dolphins 60,753
Seattle Seahawks 52,035	New Orleans Saints . . . 51,984
St. Louis Cardinals 64,698	Cincinnati Bengals 52,480
New Orleans Saints . . . 54,906	San Francisco 49ers . . . 58,573
Atlanta Falcons 57,366	Detroit Lions 73,470
441,986	398,177

POST-SEASON GAMES

League Game Total . . . 840,163	Dallas Cowboys 62,436
Home Game Total	Minnesota Vikings 47,191
(11 games) 662,199	1976 Grand Total . . . 1,286,150

FINGER TIP ATTENDANCE INFORMATION

Largest Attendance Marks:

One Season	1,344,391 (1973)—21 games
League Season:	904,979 (1970)—14 games
Home Season:	840,799 (1975)—13 games
Home League Season:	535,194 (1974)—7 games
	502,084 (1958)—6 games
League Game:	102,368 (49ers at L.A., 1957)
Non-League Game:	95,985 (Redskins at L.A., 1951)
Compact Configuration (1964-73)	80,430 (Vikings at L.A., 1969)
Road League Game:	82,514 (Cleveland, 1968)

Home Games drawing 90,000 or More:

102,368 (49ers, 1957)	93,751 (Lions, 1953)
100,470 (Bears, 1958)	93,621 (49ers, 1954)
100,202 (Colts, 1958)	90,535 (Packers, 1955)
95,985 (Redskins, 1951)	90,266 (Vikings, 1974)
95,082 (49ers, 1958)	90,135 (Redskins, 1950)
94,376 (49ers, 1959)	

Home Games Drawing 80,000-90,000

87,695 (Browns, 1955)	82,678 (Redskins, 1953)
87,582 (Redskins, 1952)	81,703 (Lions, 1958)
87,381 (Cowboys, 1969)	81,428 (Cowboys, 1973)
87,313 (Redskins, 1974)	80,889 (Redskins, 1947)
87,187 (Cowboys, 1971)	80,558 (Packers, 1973)
85,888 (Redskins, 1959)	80,532 (49ers, 1976)
85,865 (49ers, 1953)	80,456 (Bears, 1957)
85,302 (49ers, 1955)	80,430 (Vikings, 1969)
84,752 (49ers, 1954)	80,402 (Redskins, 1971)
84,483 (Cowboys playoff, 1976)	80,118 (Redskins playoff, 1974)
84,324 (Bills, 1974)	80,050 (49ers, 1971)
82,788 (Redskins, 1956)	

Recent Seasonal Totals:

1952: 944,744 (20 games)	1961: 883,435 (19 games)	1969: 1,307,989 (22 games)
1953: 817,946 (19 games)	1962: 821,404 (19 games)	1970: 1,247,970 (20 games)
1954: 839,633 (19 games)	1963: 829,165 (19 games)	1971: 1,296,708 (21 games)
1955: 994,589 (20 games)	1964: 896,083 (19 games)	1972: 1,287,474 (20 games)
1956: 886,895 (19 games)	1965: 736,085 (19 games)	1973: 1,344,391 (21 games)
1957: 1,051,106 (19 games)	1966: 917,838 (19 games)	1974: 1,283,522 (22 games)
1958: 1,053,798 (19 games)	1967: 1,230,059 (22 games)	1975: 1,295,294 (22 games)
1959: 1,061,625 (18 games)	1968: 1,154,569 (20 games)	1976: 1,286,150 (22 games)
1960: 881,991 (18 games)		

Rams—49er Series (1950-1975)

Year	Pre-Season (LA)	Los Angeles	San Francisco	Total
1950		33,234	27,654	60,888
1951		55,569	51,987	107,556
1952	67,799	77,968	48,731	194,498
1953	39,816	85,865	43,922	169,603
1954	84,572	93,553	60,500	238,625
1955	65,633	85,302	60,100	211,035
1956	57,688	69,828	56,489	184,005
1957	75,172	102,368*	59,637	237,177
1958	62,546	95,082	59,826	217,454
1959	59,552	94,376	56,028	209,956
1960	51,398	77,254	53,633	182,285
1961	42,558	63,766	59,004	165,328
1962	45,377	42,554	51,033	138,964
1963	34,405	45,532	33,321	113,258
1964	39,569	54,335	31,791	125,715
1965	29,510	38,615	39,253	107,368
1966	39,879	45,642	35,372	120,893
1967	53,822	60,424	53,194	167,440
1968	48,143	69,520	41,815	159,478
1969	39,179†	73,975	45,995	159,149
1970	55,430	77,272	59,602	192,304
1971	55,607	80,050	44,000	179,657
1972	60,807	77,382	61,214	199,403
1973	57,687	78,358	57,487	193,532
1974	49,603**	74,070	57,502	181,175
1975	58,230	74,064	57,379	189,673
1976	55,256	80,532	58,573	194,361
Totals	1,329,238	1,906,511	1,365,042	4,600,791

*Ram record **In San Francisco †Anaheim

The Ram Story 1937-1977

1937 On February 13th, the National Football League grants a Cleveland franchise to Homer Marshman and associates, a prominent group of local businessmen. Hugo Bezdek is named head coach. As the league's rookie franchise, Rams finish with a 1-10-0 record. Bob Kelley is named radio play-by-play announcer at start of season.

1938 Assistant coach Art Lewis takes over team after three losses and Rams win three of remaining seven games.

1939 Earl "Dutch" Clark becomes head coach and Lewis remains as assistant. Rams hit .500 mark for first time with 5-5-1 record. Parker Hall joins team as rookie tailback. Hall is not named on official NFL all-league first team, but wins Joe Carr Trophy as NFL's official Most Valuable Player.

1940 Team drops back to 4-6-1 record. Johnny Drake, powerful Ram fullback, is named to first team all-NFL.

1941 Daniel F. Reeves and Fred Levy, Jr. purchase Rams in June and hire, as general manager, Billy Evans, former sports columnist, American League umpire and Cleveland Indians general manager. Team wins first two games but drops next nine to finish in cellar.

1942 Evans resigns before 1942 season. Charles "Chile" Walsh

replaces Art Lewis as assistant coach. Lt. Reeves and Major Levy depart to enter armed forces. Bob Kelley is named club secretary. Team finishes 5-6-0.

1943 Clark resigns. Chile Walsh is named head coach, but NFL grants Rams permission to suspend operations for one season because of wartime difficulties. Reeves buys out levy.

1944 Chile Walsh become general manager and appoints Buff Donelli as head coach. Pick-up team finishes 4-6-0.

1945 Donelli joins military service. Walsh names his brother, Adam Walsh, as head coach, with George Trafton and Bob Snyder as assistants. Third round draft choice (a future) Bob Waterfield from UCLA joins team as T-formation quarterback and leads Rams to 9-1-0 season for first divisional title in team's history. On icy field, Rams defeat Washington Redskins, 15-14, at Cleveland for world title. Waterfield becomes first player to receive unanimous vote for official NFL Most Valuable Player award. Walsh is named coach of the year. Eddie Kotal joins team as chief scout and Bill John begins 29-year tenure as business manager.

1946 Reeves moves franchise to Los Angeles early in the year. After disappointing 6-4-1 season, both Walshes resign.

1947 Reeves assumes duties of general manager. Bob Snyder is named head coach with Joe Stydahar as new assistant. Team is talent-heavy but injury-ridden in 6-6-0 season. Reeves sells part interests to former partner Levy and to Edwin and Harold Pauley and Hal Seley.

1948 Clark Shaughnessy joins staff as advisory coach. On September 3rd Snyder resigns and Clark Shaughnessy becomes head coach. Team wins four of last five to post 6-5-1 mark.

1949 Team wins first six games, then hangs on to win first divisional title since moving west. Heavy rain holds down L.A. crowd as Philadelphia Eagles skid to 14-0 win over Rams in NFL title game. Rookie Norm Van Brocklin joins team and gives Rams top-notch one-two quarterback punch. Elroy Hirsch has fine rookie year.

1950 NFL absorbs AAC, leaving Rams as lone pro team in Los Angeles after four years of two-league existence. In February, Stydahar becomes head coach, replacing Shaughnessy. Club opens new offices on Beverly Boulevard. Bill Granholm begins 18-year tenure as equipment manager. Team sets 22 league records in rolling to divisional title tie. Waterfield and end Tom Fears lead play-off win over Bears, 24-14, but following week in Cleveland, Lou Groza's late field goal stops Rams' title hopes, 30-28.

1951 Rams win third straight

divisional title on final day of season, then defeat Cleveland at the Coliseum, 24-17, on 73-yard pass, Van Brocklin to Fears, for first world title since moving to L.A.

1952 After team loses three straight pre-season games and drops league opener by big score, Stydahar resigns. He is replaced as head coach by Hamp Pool. Team loses two of next three, but wins last eight to tie for divisional title. Rams lose playoff in Detroit. Rams trade 11 players to Dallas for rookie Les Richter, who then enters army for two years. Waterfield retires.

1953 Club co-owner Harold Pauley passes away. Team compiles 8-3-1 record, losing three games by total of eight points to finish third in division. Rams defeat world champ Lions in both games.

1954 Bonus choice Bill Wade and tradee Les Richter both join Rams as rookies two years after going from college into military service. Team has disappointing 6-5-1 mark. All assistant coaches resign. Pool soon follows suit.

1955 On January 26th, Rams hire Sid Gillman, head coach at University of Cincinnati, to replace Pool. Fine defensive year and clutch field goal kicking by Richter give team hard-fought 8-3-1 record for divisional title. Cleveland wins title game at Coliseum by one-sided score.

1956 In form reversal, team loses five consecutive early-season

games and finishes in cellar tie with 4-8 record.

1957 Ram owners sign five year operational pact and name former Ram publicist Pete Rozelle as general manager. Team loses squeakers on road to 49ers and Lions, finishing 6-6-0, but only two games behind divisional leaders.

1958 In pre-season trade, Van Brocklin goes to Eagles. Bill Wade sets many Ram passing marks en route to 8-4-0 year.

1959 Team has general letdown and many injuries for worst season since 1937, finishing 2-10-0. Ollie Matson, acquired in big trade, is workhorse at fullback. On last day of season, Gillman and staff resign.

1960 Following death of Bert Bell, Pete Rozelle is named NFL commissioner. Elroy Hirsch replaces Rozelle as Ram general manager. Bob Waterfield is named Ram head coach. Team shows slight improvement over previous year with 4-7-1 record.

1961 Rams trade Bill Wade, Del Shofner, John Guzik for Zeke Bratkowski, Lindon Crow and 1962 first draft choice, which makes it possible to draft both Roman Gabriel and Merlin Olsen. Revamped Rams finish strongly after slow start, but still show 4-10-0 deficit.

1962 Harland Svare replaces Don Paul as defensive line coach. Rams lose four of first five games by narrow margins, then show only occasional surges of success en

route to 1-12-1 year. Waterfield resigns after eighth game. Svare named interim head coach. On December 27, in closed auction, Reeves reacquires control of Rams, purchasing full interests of co-owners Pauley, Levy, Seley and Bob Hope.

1963 Reeves sells 49% interest in Rams to Gene Autry, Bob Reynolds, Leonard Firestone, Paul A. O'Bryan, Robert Lehman, J.D. Stetson Coleman and Joseph A. Thomas. Svare is retained. Les Richter retires before season. After 0-5 record, Gabriel is reinstated as starting QB and plays last nine games without relief, guiding team to 5-4 mark and season record of 5-9-0.

1964 Rams sign ten-year pact to play in "new look" Coliseum's "stadium-within-a-stadium." Fourteen rookies make the season squad. Club finishes fifth with 5-7-2 record.

1965 After winning only one of first ten, Rams take three of last four against top two teams in each division, but Svare is dismissed.

1966 After a court fight, George Allen is released by George Halas from his assistant coaching duties with the Chicago Bears to become head coach of the Rams. NFL and AFL merge in spring. Bob Kelley, "Voice of the Rams" since the club's beginning in 1937, dies in September. Rams, practicing at new facilities in Long Beach, have a chance to finish second in West until final game, which they lose to World Champion Packers. Thus,

the team finishes 8-6, the best record since 1958.

1967 After 17 years on Beverly Boulevard, club moves from offices to new building on Pico. Training camp is also moved to California State College at Fullerton after five years at Chapman College in Orange. Equipment manager Bill Granholm leaves club after 18 years to take position in league office. Rams record first unbeaten pre-season in history with six wins, including victories over first-ever AFL opponents, San Diego and Kansas City. Team completes finest win-loss season ever with 11-1-2 league record to win Coastal Division Championship, the first title of any kind since 1955, then loses to Green Bay in Western Conference Championship Game. Club sets new team record in attendance by playing before 1,230,059 fans and also establishes new club mark for 14 games in attendance: 848,090.

1968 After Playoff win over Cleveland in January, team finishes regular 1968 season with 10-3-1 record, second in Coastal Division to Baltimore's 13-1 mark. Attendance is over one million for second straight year and Ram defense sets new 14-game NFL record for fewest yards allowed. On Dec. 26, Allen is dismissed as head coach, but is re-hired two weeks later.

1969 After 20 years with the Rams as a player, general manager and assistant to the president, Elroy Hirsch leaves club to become athletic director at the University of Wisconsin. He is replaced by

Public Relations Director Jack Teele, and John Sanders becomes Assistant General Manager. Team wins its first 11 games — to win Coastal Division with 11-3 record before losing to Minnesota in Western Conference title game, 23-20. New Ram attendance records are set for the year (1,307,989 for all 22 games) and the regular season (866,160 in 14 games). Quarterback Roman Gabriel is unanimous choice as the NFL's Most Valuable Player.

1970 Playoff Bowl victory over Dallas in January heads Rams toward their 25th year in Southern California. With the completion of the merger of the NFL and AFL, the Rams join San Francisco, Atlanta and New Orleans in the Western Division of the National Conference of the new 26-team National Football League. Rams finish second to 49ers with 9-4-1 record and set a new league 14-game attendance mark of 904,979. George Allen's contract is not renewed.

1971 On April 15, owner Daniel F. Reeves dies of cancer in New York. His longtime friend and business associate, William A. Barnes, becomes President and General Manager. Tommy Prothro, successful head coach at UCLA, replaces Allen. Playing the toughest schedule in the NFL, the Rams finish with an 8-5-1 record, second to 49ers in the NFC West.

1972 In a history-making move, Baltimore Colts owner Carroll Rosenbloom trades the Baltimore franchise to Robert Irsay in exchange for the Rams. Irsay, a

Chicago-based industrialist, had purchased the Rams from the estate of the late Dan Reeves. The transaction was completed and announced on July 14. Rosenbloom, the most successful owner in the NFL over the last two decades, brings with him to Los Angeles Don Klosterman, former Loyola University star quarterback who had been Rosenbloom's general manager in Baltimore. Klosterman assumes title of Executive Vice-President and General Manager. After five years at Cal State Fullerton, Rams move training camp site to Cal State Long Beach. After 6-7-1 season, all coaches are dismissed.

1973 An observer in '72, Rosenbloom begins to make changes early in 1973, and they pay off quickly. His choice for head coach, former Detroit assistant Chuck Knox, leads team to 12-2 season, winningest in Rams history, and Knox becomes "Coach of the Year." Roman Gabriel is traded to Philadelphia and the new quarterback, former San Diego Charger John Hadl, is NFC "Player of the Year." Rams win NFC West title, but lose in first round of playoffs to Dallas. Other changes introduced by Rosenbloom include return to blue and gold uniforms. Club returns to Cal State Fullerton for summer training.

1974 Carroll Rosenbloom's son, Steve, takes over as Assistant to the President. Formerly, he had learned the pro football business in Baltimore, and had worked his way up to President of the Colts. After 3-2 start, Rams trade John Hadl to Green Bay for five draft choices in

bold move that stuns the football world. Hadl's backup, James Harris, becomes starter and leads team to 10-4 record, its second straight NFC Western title and its first playoff victory since 1951 (a 19-10 win over Washington) before the Rams bow to Minnesota, 14-10, in the conference championship game.

1975 With defense allowing second fewest points in NFL history over a 14-game season (135), Rams win third straight NFC Western title by completing 12-2 season. After playoff victory over St. Louis, however, they bow to Dallas in the NFC Championship Game. The 34-8 record over the last three years is best in the NFL.

1976 With Knox' contract up for renewal, he is given new five-year pact by Rosenbloom with a five-year mutual option. Once again Rams win NFC West title for fourth straight year with 10-3-1 record, then beats Dallas, 14-12, for their first playoff victory on the road before 24-13 NFC Title Game loss at Minnesota. Quarterback injuries mar season and rookie Pat Haden becomes fourth different playoff QB in four years under Knox. Rams' 351 points is highest in the NFC.

1977 Rams spearhead new Coliseum configuration which reduces capacity from 91,038 to 71,432 with 40,000 seats closer to the action as a result of moving field westward and adding new east end bleachers. On May 12 Rams agree to terms with free agent QB Joe Namath, formerly of the New York Jets.

Year-by-Year Ram Scores

Cleveland Rams—1937-42, 1944-45

Los Angeles Rams—1946-76

1937 (1-10-0, Fifth Place)

Coach: Hugo Bezdek	Rams	Opp.
Detroit (H)	0	28
Philadelphia (A)	21	3
Brooklyn (A)	7	9
Chicago Cards (H)	0	6
Chicago Bears (H)	2	20
Green Bay (H)	10	35
Green Bay (A)	7	35
Chicago Cards (A)	7	13
Detroit (A)	7	27
Washington (H)	7	16
Chicago Bears (A)	7	15
	<u>75</u>	<u>207</u>

1940 (4-6-1, Fourth Place)

Coach: Earl "Dutch" Clark	Rams	Opp.
Philadelphia (H)	21	13
Detroit (A)	0	6
Chicago Bears (H)	14	21
Green Bay (A)	14	31
Chicago Cards (H)	26	14
Chicago Cards (A)	7	17
Detroit (H)	14	0
New York (A)	13	0
Brooklyn (A)	14	29
Chicago Bears (A)	25	47
Green Bay (H)	13	13
	<u>171</u>	<u>191</u>

1938 (4-7-0, Fourth Place)

Coach: Hugo Bezdek (3 games)	Rams	Opp.
Green Bay (A)	17	26
Chicago Cards (H)	6	7
Washington (A)	13	37
Detroit (H)	21	17
Chicago Bears (H)	14	7
Chicago Bears (A)	23	21
Green Bay (H)	7	28
Detroit (A)	0	6
New York (A)	0	28
Chicago Cards (A)	17	31
Pittsburgh (*)	13	7
	<u>131</u>	<u>215</u>

1941 (2-9-0, Fifth Place)

Coach: Earl "Dutch" Clark	Rams	Opp.
Pittsburgh (*)	17	14
Chicago Cards (A)	10	6
Green Bay (A)	7	24
Chicago Bears (H)	21	48
Detroit (A)	7	17
Green Bay (H)	14	17
Washington (A)	13	17
Detroit (H)	0	14
Chicago Bears (A)	13	31
New York (A)	14	49
Chicago Cards (H)	0	7
	<u>116</u>	<u>244</u>

*Played in New Orleans

*Played in Akron

1939 (5-5-1, Fourth Place)

Coach: Earl "Dutch" Clark	Rams	Opp.
Chicago Bears (A)	21	30
Brooklyn (A)	12	23
Green Bay (A)	27	24
Chicago Bears (H)	21	35
Detroit (A)	7	15
Chicago Cards (A)	24	0
Pittsburgh (H)	14	14
Chicago Cards (H)	14	0
Detroit (H)	14	3
Green Bay (H)	6	7
Philadelphia (*)	35	13
	<u>195</u>	<u>164</u>

1942 (5-6-0, Third Place)

Coach: Earl "Dutch" Clark	Rams	Opp.
Chicago Cards (*)	0	7
Philadelphia (H)	24	14
Detroit (A)	14	0
Chicago Bears (H)	7	21
Chicago Cards (H)	7	3
Brooklyn (A)	17	0
Green Bay (H)	12	30
Washington (A)	14	33
Green Bay (A)	28	45
Detroit (H)	27	7
Chicago Bears (A)	0	47
	<u>150</u>	<u>207</u>

*Played in Colorado Springs

*Played in Buffalo

Rams Suspended Operations in 1943.

1944 (4-6-0, Fourth Place)

Coach: Aldo "Buff" Donelli	Rams	Opp.
Card-Pitt (*)	30	28
Chicago Bears (H)	19	7
Detroit (A)	20	17
Green Bay (A)	21	30
Chicago Bears (A)	21	28
Washington (A)	10	14
Green Bay (H)	7	42
Card-Pitt (†)	33	6
Detroit (H)	14	26
Philadelphia (A)	13	26
	<u>188</u>	<u>224</u>

*Played in Pittsburgh

†Played in Chicago

1945 (9-1-0, First Place)

Coach: Adam Walsh	Rams	Opp.
Chicago Cards (H)	21	0
Chicago Bears (H)	17	0
Green Bay (A)	27	14
Chicago Bears (A)	41	21
Philadelphia (A)	14	28
New York (A)	21	17
Green Bay (H)	20	7
Chicago Cards (A)	35	21
Detroit (A)	28	21
Boston (H)	20	7
	<u>244</u>	<u>136</u>
*Washington (H)	15	14

*NFL Title Game

1946 (6-4-1, Second Place)

Coach: Adam Walsh	Rams	Opp.
Philadelphia (H)	14	25
Green Bay (A)	21	17
Chicago Bears (A)	28	28
Detroit (H)	35	14
Chicago Cards (A)	10	34
Detroit (A)	41	20
Chicago Bears (H)	21	27
Chicago Cards (H)	17	14
Boston (A)	21	40
New York (A)	31	21
Green Bay (H)	38	17
	<u>277</u>	<u>257</u>

1947 (6-6-0, Fourth Place)

Coach: Bob Snyder	Rams	Opp.
Pittsburgh (A)	48	7
Green Bay (A)	14	17
Detroit (A)	27	13
Chicago Cards (H)	27	7
Philadelphia (A)	7	14
Chicago Cards (A)	10	17
Boston (H)	16	27
Chicago Bears (H)	21	41
Detroit (H)	28	17
Green Bay (H)	10	30
Chicago Bears (A)	17	14
New York (H)	34	10
	<u>259</u>	<u>214</u>

1948 (6-5-1, Third Place)

Coach: Bob Snyder (Pre-Season Only)	Rams	Opp.
Detroit (H)	44	7
Philadelphia (H)	28	28
Chicago Bears (A)	21	42
Green Bay (A)	0	16
Detroit (A)	34	27
Chicago Cards (H)	22	27
Chicago Bears (H)	6	21
New York (A)	52	37
Chicago Cards (A)	24	27
Green Bay (H)	24	10
Washington (A)	41	13
Pittsburgh (H)	31	14
	<u>327</u>	<u>269</u>

1949 (8-2-2, First Place)

Coach: Clark Shaughnessy	Rams	Opp.
Detroit (H)	27	24
Green Bay (A)	48	7
Chicago Bears (A)	31	16
Detroit (A)	21	10
Green Bay (H)	35	7
Chicago Bears (H)	27	24
Philadelphia (A)	14	38
Pittsburgh (A)	7	7
Chicago Cards (A)	28	28
New York Bulldogs (H)	42	20
Chicago Cards (H)	27	31
Washington (H)	53	27
	<u>360</u>	<u>239</u>
*Philadelphia (H)	0	14

*NFL Title Game

1950 (9-3-0, First Place)

Coach: Joe Stydahar	Rams	Opp.
Chicago Bears (H)	20	24
New York Yanks (H)	45	28
San Francisco (A)	35	14
Philadelphia (A)	20	56
Detroit (A)	30	28
Baltimore (H)	70	27
Detroit (H)	65	24
San Francisco (H)	28	21
Green Bay (A)	45	14
New York Yanks (A)	43	35
Chicago Bears (A)	14	24
Green Bay (H)	51	14
	<u>466</u>	<u>309</u>
†Chicago Bears (H)	24	14
*Cleveland (A)	28	30

*NFL Title Game

†Divisional Playoff

1951 (8-4-0, First Place)

Coach: Joe Stydahar			
	Rams	Opp.	
New York Yanks	(H) 54	14	
Cleveland	(H) 23	38	
Detroit	(A) 27	21	
Green Bay	(A) 28	0	
San Francisco	(A) 17	44	
San Francisco	(H) 23	16	
Chicago Cards	(H) 45	21	
New York Yanks	(H) 48	21	
Washington	(A) 21	31	
Chicago Bears	(A) 42	17	
Detroit	(H) 22	24	
Green Bay	(H) 42	14	
	<hr/>	<hr/>	
	392	261	
*Cleveland	(H) 24	17	

*NFL Title Game

1952 (9-3-0, Second Place)

Coach: Joe Stydahar (one game)			
Coach: Hamp Pool			
	Rams	Opp.	
Cleveland	(A) 7	37	
Detroit	(H) 14	17	
Green Bay	(A) 30	28	
Detroit	(A) 16	24	
Chicago Bears	(H) 31	7	
Dallas	(H) 42	20	
Dallas	(A) 27	6	
Chicago Bears	(A) 40	24	
San Francisco	(H) 35	9	
San Francisco	(A) 34	21	
Green Bay	(H) 45	27	
Pittsburgh	(H) 28	14	
	<hr/>	<hr/>	
	349	234	
*Detroit	(A) 21	31	

*Division Playoff

1953 (8-3-1, Third Place)

Coach: Hamp Pool			
	Rams	Opp.	
New York	(H) 21	7	
San Francisco	(A) 30	31	
Green Bay	(A) 38	20	
Detroit	(A) 31	19	
Chicago Bears	(H) 38	24	
Detroit	(H) 37	24	
San Francisco	(H) 27	31	
Chicago Cards	(A) 24	24	
Baltimore	(A) 21	13	
Chicago Bears	(A) 21	24	
Baltimore	(H) 45	2	
Green Bay	(H) 33	17	
	<hr/>	<hr/>	
	366	236	

1954 (6-5-1, Fourth Place)

Coach: Hamp Pool			
	Rams	Opp.	
Baltimore	(A) 48	0	
San Francisco	(H) 24	24	
Detroit	(A) 3	21	
Green Bay	(A) 17	35	
Chicago Bears	(H) 42	38	

Detroit	(H) 24	27
San Francisco	(A) 42	34
Chicago Cards	(H) 28	17
New York	(A) 17	16
Chicago Bears	(A) 13	24
Baltimore	(H) 21	22
Green Bay	(H) 35	27
	<hr/>	<hr/>
	314	285

1955 (8-3-1, First Place)

Coach: Sid Gillman			
	Rams	Opp.	
San Francisco	(A) 23	14	
Pittsburgh	(H) 27	26	
Detroit	(A) 17	10	
Green Bay	(A) 28	30	
Detroit	(H) 24	13	
Chicago Bears	(H) 20	31	
San Francisco	(H) 27	14	
Chicago Bears	(A) 3	24	
Baltimore	(A) 17	17	
Philadelphia	(A) 23	21	
Baltimore	(H) 20	14	
Green Bay	(H) 31	17	
	<hr/>	<hr/>	
	260	231	
*Cleveland	(H) 14	38	

*NFL Title Game

1956 (4-8-0, Fifth Place)

Coach: Sid Gillman			
	Rams	Opp.	
Philadelphia	(H) 27	7	
San Francisco	(A) 30	33	
Detroit	(A) 21	24	
Green Bay	(A) 17	42	
Detroit	(H) 7	16	
Chicago Bears	(H) 24	35	
San Francisco	(H) 30	6	
Chicago Bears	(A) 21	30	
Baltimore	(A) 21	56	
Pittsburgh	(A) 13	30	
Baltimore	(H) 31	7	
Green Bay	(H) 49	21	
	<hr/>	<hr/>	
	291	307	

1957 (6-6-0, Fourth Place)

Coach: Sid Gillman			
	Rams	Opp.	
Philadelphia	(H) 17	13	
San Francisco	(A) 20	23	
Detroit	(A) 7	10	
Chicago Bears	(A) 26	34	
Detroit	(H) 35	17	
Chicago Bears	(H) 10	16	
San Francisco	(H) 37	24	
Green Bay	(A) 31	27	
Cleveland	(A) 31	45	
Baltimore	(A) 14	31	
Green Bay	(H) 42	17	
Baltimore	(H) 37	21	
	<hr/>	<hr/>	
	307	278	

1958 (8-4-0, Second Place)			
Coach: Sid Gillman			
	Rams	Opp.	
Cleveland (H)	27	30	
San Francisco (A)	33	3	
Detroit (A)	42	28	
Chicago Bears (A)	10	31	
Detroit (H)	24	41	
Chicago Bears (H)	41	35	
San Francisco (H)	56	7	
Green Bay (A)	20	7	
Baltimore (A)	7	34	
Chicago Cards (A)	20	14	
Baltimore (H)	30	28	
Green Bay (H)	34	20	
	344	278	

1959 (2-10-0, Sixth Place)			
Coach: Sid Gillman			
	Rams	Opp.	
New York (H)	21	23	
San Francisco (A)	0	34	
Chicago Bears (A)	28	21	
Green Bay (A)	45	6	
Detroit (H)	7	17	
Chicago Bears (H)	21	26	
San Francisco (H)	16	24	
Detroit (A)	17	23	
Philadelphia (A)	20	23	
Baltimore (A)	21	35	
Green Bay (H)	20	38	
Baltimore (H)	26	45	
	242	315	

1960 (4-7-1, Sixth Place)			
Coach: Bob Waterfield			
	Rams	Opp.	
St. Louis (H)	21	43	
San Francisco (A)	9	13	
Chicago (A)	27	34	
Baltimore (A)	17	31	
Chicago (H)	24	24	
Detroit (H)	48	35	
Dallas (A)	38	13	
Detroit (A)	10	12	
Green Bay (A)	33	31	
San Francisco (H)	7	23	
Baltimore (H)	10	3	
Green Bay (H)	21	35	
	265	297	

1961 (4-10-0, Sixth Place)			
Coach: Bob Waterfield			
	Rams	Opp.	
Baltimore (A)	24	27	
Chicago (H)	17	21	
Pittsburgh (H)	24	14	
San Francisco (A)	0	35	
Detroit (A)	13	14	
New York (A)	14	24	
Detroit (H)	10	28	
Minnesota (H)	31	17	
San Francisco (H)	17	7	
Green Bay (A)	17	35	

Chicago (A)	24	28
Minnesota (A)	21	42
Baltimore (H)	34	17
Green Bay (H)	17	24
	263	333

1962 (1-12-1, Seventh Place)			
Coach: Bob Waterfield (8 games)			
Coach: Harland Svare (6 games)			
	Rams	Opp.	
Baltimore (A)	27	30	
Chicago (H)	23	27	
Dallas (H)	17	27	
Washington (A)	14	20	
Detroit (A)	10	13	
Minnesota (H)	14	38	
San Francisco (A)	28	14	
Detroit (H)	3	12	
Baltimore (H)	2	14	
San Francisco (H)	17	24	
Minnesota (A)	24	24	
Green Bay (A)	10	41	
Chicago (A)	14	30	
Green Bay (H)	17	20	
	220	334	

1963 (5-9-0, Sixth Place)			
Coach: Harland Svare			
	Rams	Opp.	
Detroit (H)	2	23	
Washington (H)	14	37	
Cleveland (A)	6	20	
Green Bay (A)	10	42	
Chicago (H)	14	52	
Minnesota (H)	27	24	
San Francisco (H)	28	21	
Minnesota (A)	13	21	
Chicago (A)	0	6	
Detroit (A)	28	21	
Baltimore (H)	17	16	
San Francisco (A)	21	17	
Green Bay (H)	14	31	
Baltimore (A)	16	19	
	210	350	

1964 (5-7-2, Fifth Place)			
Coach: Harland Svare			
	Rams	Opp.	
Pittsburgh (A)	26	14	
Detroit (H)	17	17	
Minnesota (H)	22	13	
Baltimore (A)	20	35	
Chicago (A)	17	38	
San Francisco (H)	42	14	
Green Bay (A)	27	17	
Detroit (A)	17	37	
Philadelphia (H)	20	10	
Chicago (H)	24	34	
Baltimore (H)	7	24	
Minnesota (A)	13	34	
San Francisco (A)	7	28	
Green Bay (H)	24	24	
	283	339	

1965 (4-10-0, Seventh Place)

Coach: Harland Svare		Rams	Opp.
Detroit	(A)	0	20
Chicago	(H)	30	28
Minnesota	(H)	35	38
Chicago	(A)	6	31
San Francisco	(H)	21	45
Baltimore	(A)	20	35
Detroit	(H)	7	31
Minnesota	(A)	13	24
Green Bay	(A)	3	6
San Francisco	(A)	27	30
Green Bay	(H)	21	10
St. Louis	(A)	27	3
Cleveland	(H)	42	7
Baltimore	(H)	17	20
		<u>269</u>	<u>328</u>

1968 (10-3-1, Second Place)

Coach: George Allen		Rams	Opp.
St. Louis	(A)	24	13
Pittsburgh	(H)	45	10
Cleveland	(A)	24	6
San Francisco	(H)	24	10
Green Bay	(A)	16	14
Atlanta	(H)	27	14
Baltimore	(A)	10	27
Detroit	(H)	10	7
Atlanta	(A)	17	10
San Francisco	(A)	20	20
New York	(H)	24	21
Minnesota	(A)	31	3
Chicago	(H)	16	17
Baltimore	(H)	24	28
		<u>312</u>	<u>200</u>

1966 (8-6-0, Third Place)

Coach: George Allen		Rams	Opp.
Atlanta	(A)	19	14
Chicago	(H)	31	17
Green Bay	(A)	13	24
San Francisco	(H)	34	3
Detroit	(A)	14	7
Minnesota	(A)	7	35
Chicago	(A)	10	17
Baltimore	(H)	3	17
San Francisco	(A)	13	21
New York	(H)	55	14
Minnesota	(H)	21	6
Baltimore	(A)	23	7
Detroit	(H)	23	3
Green Bay	(H)	23	27
		<u>289</u>	<u>212</u>

1969 (11-3-0, First Place)

Coach: George Allen		Rams	Opp.
Baltimore	(A)	27	20
Atlanta	(H)	17	7
New Orleans	(H)	36	17
San Francisco	(A)	27	21
Green Bay	(H)	34	21
Chicago	(A)	9	7
Atlanta	(A)	38	6
San Francisco	(H)	41	30
Philadelphia	(A)	23	17
Dallas	(H)	24	23
Washington	(A)	24	13
Minnesota	(H)	13	20
Detroit	(A)	0	28
Baltimore	(H)	7	13
		<u>320</u>	<u>243</u>
*Minnesota	(A)	20	23
†Dallas		31	0

1967 (11-1-2, First Place)

Coach: George Allen		Rams	Opp.
New Orleans	(A)	27	13
Minnesota	(H)	39	3
Dallas	(A)	35	13
San Francisco	(H)	24	27
Baltimore	(A)	24	24
Washington	(H)	28	28
Chicago	(A)	28	17
San Francisco	(A)	17	7
Philadelphia	(H)	33	17
Atlanta	(A)	31	3
Detroit	(A)	31	7
Atlanta	(H)	20	3
Green Bay	(H)	27	24
Baltimore	(H)	34	10
		<u>398</u>	<u>196</u>
†Green Bay	(A)	7	28
*Cleveland		30	6

*Western Conference Playoff
†Playoff Bowl Game in Miami

1970 (9-4-1, Second Place)

Coach: George Allen		Rams	Opp.
St. Louis	(H)	34	13
Buffalo	(A)	19	0
San Diego	(H)	37	10
San Francisco	(H)	6	20
Green Bay	(A)	31	21
Minnesota	(A)	3	13
New Orleans	(A)	30	17
Atlanta	(H)	10	10
New York Jets	(H)	20	31
Atlanta	(A)	17	7
San Francisco	(A)	30	13
New Orleans	(H)	34	16
Detroit	(H)	23	28
New York Giants	(A)	31	3
		<u>325</u>	<u>202</u>

†Western Conference Playoff
*Playoff Bowl Game in Miami

1971 (8-5-1, Second Place)

Coach: Tommy Prothro		Rams	Opp.
New Orleans	(A)	20	24
Atlanta	(H)	20	20
Chicago	(H)	17	3
San Francisco	(A)	20	13
Atlanta	(A)	24	16
Green Bay	(H)	30	13
Miami	(H)	14	20
Baltimore	(A)	17	24
Detroit	(A)	21	13
San Francisco	(H)	17	6
Dallas	(A)	21	28
New Orleans	(H)	45	28
Washington	(H)	24	38
Pittsburgh	(A)	23	14
		<u>313</u>	<u>260</u>

1974 (10-4-0, First Place)

Coach: Chuck Knox		Rams	Opp.
Denver	(A)	17	10
New Orleans	(H)	24	0
New England	(A)	14	20
Detroit	(H)	16	13
Green Bay	(A)	6	17
San Francisco	(H)	37	14
New York Jets	(A)	20	13
San Francisco	(A)	15	13
Atlanta	(H)	21	0
New Orleans	(A)	7	20
Minnesota	(H)	20	17
Atlanta	(A)	30	7
Washington	(H)	17	23
Buffalo	(H)	19	14
		<u>263</u>	<u>181</u>
*Washington	(H)	19	10
†Minnesota	(A)	10	14

1972 (6-7-1, Third Place)*

Coach: Tommy Prothro		Rams	Opp.
New Orleans	(H)	34	14
Chicago	(A)	13	13
Atlanta	(A)	3	31
San Francisco	(H)	31	7
Philadelphia	(A)	34	3
Cincinnati	(H)	15	12
Oakland	(A)	17	45
Atlanta	(H)	20	7
Denver	(H)	10	16
Minnesota	(H)	41	45
New Orleans	(A)	16	19
San Francisco	(A)	26	16
St. Louis	(A)	14	24
Detroit	(H)	17	34
		<u>291</u>	<u>286</u>

1975 (12-2-0, First Place)

Coach: Chuck Knox		Rams	Opp.
Dallas	(A)	7	18
San Francisco	(A)	23	14
Baltimore	(H)	24	13
San Diego	(A)	13	10(OT)
Atlanta	(H)	22	7
New Orleans	(H)	38	14
Philadelphia	(A)	42	3
San Francisco	(H)	23	24
Atlanta	(A)	16	7
Chicago	(H)	38	10
Detroit	(A)	20	0
New Orleans	(A)	14	7
Green Bay	(H)	22	5
Pittsburgh	(H)	10	3
		<u>312</u>	<u>135</u>
*St. Louis	(H)	35	23
†Dallas	(H)	7	37

1973 (12-2-0, First Place)

Coach: Chuck Knox		Rams	Opp.
Kansas City	(A)	23	13
Atlanta	(H)	31	0
San Francisco	(A)	40	20
Houston	(A)	31	26
Dallas	(H)	37	31
Green Bay	(H)	24	7
Minnesota	(A)	9	10
Atlanta	(A)	13	15
New Orleans	(H)	29	7
San Francisco	(H)	31	13
New Orleans	(A)	24	13
Chicago	(A)	26	0
New York Giants	(H)	40	6
Cleveland	(H)	30	17
		<u>388</u>	<u>178</u>
*Dallas	(A)	16	27

1976 (10-3-1, First Place)

Coach: Chuck Knox		Rams	Opp.
Atlanta	(A)	30	14
Minnesota	(A)	10	10(OT)
New York Giants	(H)	24	10
Miami	(A)	31	28
San Francisco	(H)	0	16
Chicago	(H)	20	12
New Orleans	(A)	16	10
Seattle	(H)	45	6
Cincinnati	(A)	12	20
St. Louis	(H)	28	30
San Francisco	(A)	23	3
New Orleans	(H)	33	14
Atlanta	(H)	59	0
Detroit	(A)	20	7
		<u>351</u>	<u>190</u>
*Dallas	(A)	14	12
†Minnesota	(A)	13	24

*NFC Playoff Game
†NFC Championship Game

Pre-Season Games Results

Won-Lost Summary (1946-1976)

	Rams	Opp.	Won	Won	Tie
Rams vs. Service teams	7	0	0		
Rams vs. Hawaiian Warriors	2	0	0		
Rams vs. Cal. All-Stars	2	0	0		
Rams vs. Boston Yanks	1	0	0		
Rams vs. N.Y. Bulldogs	1	0	0		
Rams vs. Colts	1	0	0		
Rams vs. Oilers	2	0	0		
Rams vs. Raiders	3	3	0		
Rams vs. Bears	1	1	0		
Rams vs. Lions	1	0	1		
Rams vs. Cowboys	10	7	0		
Rams vs. Steelers	3	1	0		
Rams vs. Redskins	12	6	0		
Rams vs. Cards	7	3	0		
Rams vs. 49ers	19	6	0		
Rams vs. Vikings	2	3	0		
Rams vs. College All-Stars	1	1	0		
Rams vs. Browns	13	9	1		
Rams vs. Giants	5	7	1		
Rams vs. Eagles	4	7	1		
Rams vs. Saints	2	0	0		
Rams vs. Chargers	5	3	0		
Rams vs. Chiefs	4	2	0		
Rams vs. Bills	2	1	0		
Rams vs. Patriots	1	0	0		
Rams vs. Dolphins	1	1	0		
Rams vs. Seahawks	1	0	0		
Rams vs. Buccaneers	1	0	0		
TOTALS	114	61	4		

1951

San Diego	11th Naval Dist.	55	2
Los Angeles	Washington	58	14
Los Angeles	Chicago Bears	42	14
Little Rock	Philadelphia	31	26
Salt Lake City	Chicago Cards	21	36
Cleveland	Cleveland	6	7
New York	N. Y. Giants	23	21

1952

San Diego	11th Naval Dist.	45	6
Chicago	College All-Stars	10	7
Los Angeles	Washington	45	23
Portland	Chicago Cards	24	14
Los Angeles	San Francisco	7	17
Philadelphia	Philadelphia	14	35
New York	N. Y. Giants	17	30

1953

Long Beach	Ford Ord	24	0
San Diego	11th Naval Dist.	72	19
Los Angeles	Washington	20	7
Los Angeles	Cleveland	27	9
Los Angeles	San Francisco	35	10
Portland	Chicago Cards	10	23
Little Rock	Philadelphia	17	28
Pittsburgh	Pittsburgh	49	6

1954

Long Beach	Fort Ord	34	13
Portland	N. Y. Giants	30	7
Los Angeles	Washington	27	7
Los Angeles	Cleveland	38	10
Portland	Chicago Cards	51	17
Los Angeles	San Francisco	27	28
San Antonio	Philadelphia	21	24

1955

Long Beach	Fort Ord	44	17
Portland	Pittsburgh	35	24
Los Angeles	Washington	28	31
Portland	N. Y. Giants	23	17
Los Angeles	Cleveland	38	21
Los Angeles	San Francisco	10	31
Denver	Philadelphia	21	35

1956

Long Beach	Armed Forces	62	7
Los Angeles	Washington	21	39
Los Angeles	Cleveland	17	6
Seattle	N. Y. Giants	10	20
Los Angeles	Chicago Cards	69	21
Los Angeles	San Francisco	33	24
Portland	Pittsburgh	17	20

1957

Long Beach	Cal. All-Stars	84	0
Los Angeles	Washington	45	14
Los Angeles	N. Y. Giants	7	24
Portland	Chicago Cards	63	21
Los Angeles	Cleveland	20	14
Los Angeles	San Francisco	58	27
Mobile	Washington	14	3

Place	Opponent	Scores	
		Rams	Opp.
1946			
Chicago	College All-Stars	0	16
Los Angeles	Washington	16	14
1947			
Los Angeles	Washington	20	7
Des Moines	Boston Yanks	24	0
Indianapolis	Detroit	21	0
New York	N. Y. Giants	3	30
1948			
Los Angeles	Washington	10	21
Honolulu	Hawaiian Warriors	41	20
Honolulu	Hawaiian Warriors	42	7
Dallas	Philadelphia	7	21
1949			
Los Angeles	Washington	28	34
San Antonio	N. Y. Bulldogs	21	14
Little Rock	Philadelphia	24	24
Omaha	N. Y. Giants	14	7
1950			
Los Angeles	Washington	14	17
Los Angeles	Chicago Cards	34	31
Los Angeles	Philadelphia	14	49
San Antonio	Baltimore	70	21
New York	N. Y. Giants	14	24

1958			1966		
Pasadena	Caf. All-Stars	73 0	Los Angeles	Cleveland	16 6
Los Angeles	Washington	31 10	Los Angeles	Dallas	10 20
Los Angeles	N. Y. Giants	38 10	Minnesota	Minnesota	10 24
Los Angeles	Cleveland	10 13	Los Angeles	St. Louis	32 14
Seattle	Chicago Cards	26 27	Los Angeles	San Francisco	29 0
Los Angeles	San Francisco	40 38			
Los Angeles	Pittsburgh	31 6	1967		
			Anaheim	New Orleans	16 7
1959			Los Angeles	Dallas	20 6
Boulder	Detroit	20 20	Los Angeles	Cleveland	24 17
Los Angeles	Washington	21 23	San Diego	San Diego	50 7
Los Angeles	Chicago Cards	34 21	Los Angeles	Kansas City	44 24
Los Angeles	Cleveland	24 27	Los Angeles	San Francisco	34 7
Los Angeles	San Francisco	48 14			
Los Angeles	Philadelphia	31 28	1968		
			Anaheim	New Orleans	21 17
1960			Los Angeles	Cleveland	23 21
Los Angeles	Philadelphia	7 20	Los Angeles	Dallas	10 42
Los Angeles	Washington	26 21	San Diego	San Diego	13 35
Los Angeles	Cleveland	22 17	Los Angeles	Kansas City	36 16
Pendleton	Dallas	49 14	Los Angeles	San Francisco	21 20
Los Angeles	San Francisco	28 17			
Los Angeles	N. Y. Giants	6 20	1969		
			Los Angeles	Dallas	24 17
1961			Los Angeles	Cleveland	3 10
Los Angeles	Washington	26 7	Los Angeles	Kansas City	14 42
Los Angeles	N. Y. Giants	17 17	San Diego	San Diego	24 14
Los Angeles	Cleveland	17 34	Los Angeles	Buffalo	50 20
Los Angeles	San Francisco	20 38	Anaheim	San Francisco	31 28
Minnesota	Minnesota	21 17			
			1970		
1962			Los Angeles	Cleveland	30 17
Los Angeles	Washington	37 7	Los Angeles	Dallas	17 10
Portland	Minnesota	33 24	Los Angeles	Oakland	34 23
Los Angeles	N. Y. Giants	24 31	San Diego	San Diego	16 14
Los Angeles	Cleveland	24 26	Pasadena	Houston	20 3
Los Angeles	San Francisco	3 19	Los Angeles	San Francisco	17 14
1963			1971		
Los Angeles	Dallas	14 17	Canton, O.	Houston	17 6
Los Angeles	Minnesota	3 27	Los Angeles	Dallas	21 45
Portland	Dallas	20 17	Los Angeles	Cleveland	17 5
Los Angeles	Cleveland	14 23	Berkeley	Oakland	7 20
Los Angeles	San Francisco	17 0	Foxboro, Mass.	New England	31 21
			Los Angeles	San Diego	14 20
			Los Angeles	San Francisco	23 20
1964			1972		
Los Angeles	Dallas	17 6	Los Angeles	Cleveland	13 3
Los Angeles	Cleveland	31 56	Los Angeles	Dallas	13 27
Portland	Dallas	25 16	Los Angeles	Oakland	9 34
Los Angeles	Minnesota	23 34	Kansas City	Kansas City	13 19
Los Angeles	San Francisco	21 17	San Diego	San Diego	13 14
			Los Angeles	San Francisco	14 17
1965			1973		
Los Angeles	Dallas	9 0	Los Angeles	Dallas	7 24
Los Angeles	Cleveland	19 21	Los Angeles	Cleveland	21 21
Nashville	Chicago	14 28	Berkeley	Oakland	3 16
Los Angeles	Philadelphia	10 0	Miami	Oakland	14 17
Los Angeles	San Francisco	34 14	Los Angeles	San Diego	30 17
			Los Angeles	San Francisco	38 10

1974

Los Angeles	Cleveland	24	21
Los Angeles	Dallas	6	13
Los Angeles	Kansas City	58	16
Los Angeles	Miami	31	13
San Diego	San Diego	30	16
San Francisco	San Francisco	17	7

1976

Los Angeles	Tampa Bay	26	3
Los Angeles	Dallas	26	14
Seattle	Seattle	16	13
Oakland	Oakland	23	14
Los Angeles	Buffalo	31	17
Los Angeles	San Francisco	10	3

1975

Los Angeles	Dallas	35	7
Los Angeles	San Francisco	10	6
Buffalo	Buffalo	24	31
Kansas City	Kansas City	14	6
Los Angeles	Philadelphia	35	0
Los Angeles	Oakland	6	0

Rams vs. NFL

(1946-1976)

	Rams			Rams Total Pts.	Opp. Rams Opp.			
	Won	Lost	Tied		Total Pts.	Avg. Pts.	Opp. Pts.	
Rams vs. New York Yanks	4	0	0	1,000	190	98	48	25
Rams vs. Kansas City	1	0	0	1,000	23	13	23	13
Rams vs. New York Bulldogs	1	0	0	1,000	42	20	42	20
Rams vs. Houston	1	0	0	1,000	31	26	31	26
Rams vs. Buffalo	2	0	0	1,000	38	14	19	7
Rams vs. San Diego	2	0	0	1,000	50	20	25	10
Rams vs. Seattle	1	0	0	1,000	45	6	45	6
Rams vs. Pittsburgh	9	1	1	.864	282	153	26	14
Rams vs. Atlanta	17	2	2	.857	485	198	23	9
Rams vs. New York Giants	10	2	0	.833	364	192	30	16
Rams vs. New Orleans	13	3	0	.813	427	233	27	15
Rams vs. San Francisco	33	19	2	.630	1313	1029	24	19
Rams vs. Green Bay	31	19	1	.617	1318	1059	26	21
Rams vs. Dallas	6	5	0	.545	247	229	22	21
Rams vs. Philadelphia	8	6	1	.566	322	289	21	19
Rams vs. Detroit	27	24	1	.529	1108	1011	21	19
Rams vs. St. Louis	9	8	2	.526	465	410	24	22
Rams vs. New York Jets	1	1	0	.500	40	44	20	22
Rams vs. Miami	1	1	0	.500	45	48	23	24
Rams vs. Denver	1	1	0	.500	27	26	14	13
Rams vs. Cincinnati	1	1	0	.500	27	32	14	16
Rams vs. Washington	4	5	1	.450	255	240	26	24
Rams vs. Baltimore	15	20	2	.432	833	806	23	22
Rams vs. Cleveland	5	7	0	.417	286	291	24	24
Rams vs. Chicago	19	28	3	.410	1089	1182	22	24
Rams vs. Minnesota	7	14	2	.348	450	498	20	22
Rams vs. Oakland	0	1	0	.000	17	45	17	46
Rams vs. Boston Yanks	0	2	0	.000	37	67	19	34
Rams vs. New England	0	1	0	.000	14	20	14	20
Totals	229	171	18	.569	9870	8299	24	19

Note: Above table includes world championship games in 1949, 1950, 1951 and 1955; conference and divisional playoff games in 1950, 1952, 1967, 1969, 1973, 1974, 1975 and 1976 and the 1968 and 1970 Runner-Up Bowl games.

RAMS — ATLANTA SERIES

(Rams lead series, 17-2-2)

- 1966—Rams, 19-14 (A)
 1967—Rams, 31-3 (A)
 Rams, 20-3 (LA)
 1968—Rams, 27-14 (LA)
 Rams, 17-10 (A)
 1969—Rams, 17-7 (A)
 Rams, 38-6 (A)
 1970—Tie, 10-10 (LA)
 Rams, 17-7 (A)
 1971—Tie, 20-20 (LA)
 Rams, 24-16 (A)
 1972—Falcons, 31-3 (A)
 Rams, 20-7 (LA)
 1973—Rams, 31-0 (LA)
 Falcons, 15-13 (A)
 1974—Rams, 21-0 (LA)
 Rams, 30-7 (A)
 1975—Rams, 22-7 (LA)
 Rams, 16-7 (A)
 1976—Rams, 30-14 (A)
 Rams, 59-0 (LA)
 (Points—Rams 485, Falcons 198)

RAMS — BALTIMORE SERIES

(Colts lead series, 20-15-2)

- 1950—Rams, 70-27 (LA)
 1953—Rams, 21-13 (B)
 Rams, 45-2 (LA)
 1954—Rams, 48-0 (B)
 Colts, 22-21 (LA)
 1955—Tie, 17-17 (B)
 Rams, 20-14 (LA)
 1956—Colts, 56-21 (B)
 Rams, 31-7 (LA)
 1957—Colts, 31-14 (B)
 Rams, 37-21 (LA)
 1958—Colts, 34-7 (B)
 Rams, 30-28 (LA)
 1959—Colts, 35-21 (B)
 Colts, 45-26 (LA)
 1960—Colts, 31-17 (B)
 Rams, 10-3 (LA)
 1961—Colts, 27-24 (B)
 Rams, 34-17 (LA)
 1962—Colts, 30-27 (B)
 Colts, 14-2 (LA)
 1963—Rams, 17-16 (LA)
 Colts, 19-16 (B)
 1964—Colts, 35-20 (B)
 Colts, 24-7 (LA)
 1965—Colts, 35-20 (B)
 Colts, 20-17 (LA)
 1966—Colts, 17-3 (LA)
 Rams, 23-7 (B)
 1967—Tie, 24-24 (B)
 Rams, 34-10 (LA)
 1968—Colts, 27-10 (B)
 Colts, 28-24 (LA)
 1969—Rams, 27-20 (B)
 Colts, 13-7 (LA)
 1971—Colts, 24-17 (B)
 1975—Rams, 24-13 (LA)
 (Points—Rams 833, Colts 806)

RAMS — BUFFALO SERIES

(Rams lead series, 2-0)

- 1970—Rams, 19-0 (B)
 1974—Rams, 19-14 (LA)
 (Points—Rams 38, Bills 14)

RAMS — CHICAGO SERIES

(Bears lead series, 28-19-3)

- 1946—Tie, 28-28 (C)
 Bears, 27-21 (LA)
 1947—Bears, 41-21 (LA)
 Rams, 17-14 (C)
 1948—Bears, 42-21 (C)
 Bears, 21-6 (LA)
 1949—Rams, 31-16 (C)
 Rams, 27-24 (LA)
 1950—Bears, 24-20 (LA)
 Bears, 24-14 (C)
 *Rams, 24-14 (LA)
 1951—Rams, 42-17 (C)
 1952—Rams, 31-7 (LA)
 Rams, 40-24 (C)
 1953—Rams, 38-24 (LA)
 Bears, 24-21 (C)
 1954—Rams, 42-38 (LA)
 Bears, 24-13 (C)
 1955—Bears, 31-20 (LA)
 Bears, 24-3 (C)
 1956—Bears, 35-24 (LA)
 Bears, 30-21 (C)
 1957—Bears, 34-26 (C)
 Bears, 16-10 (LA)
 1958—Bears, 31-10 (C)
 Rams, 41-35 (LA)
 1959—Rams, 28-21 (C)
 Bears, 26-21 (LA)
 1960—Bears, 34-27 (C)
 Tie, 24-24 (LA)
 1961—Bears, 21-17 (LA)
 Bears, 28-24 (C)
 1962—Bears, 27-23 (LA)
 Bears, 30-14 (C)
 1963—Bears, 52-14 (LA)
 Bears, 6-0 (C)
 1964—Bears, 38-17 (C)
 Bears, 34-24 (LA)
 1965—Rams, 30-28 (LA)
 Bears, 31-6 (C)
 1966—Rams, 31-17 (LA)
 Bears, 17-10 (C)
 1967—Rams, 28-17 (C)
 1968—Bears, 17-16 (LA)
 1969—Rams, 9-7 (C)
 1971—Rams, 17-3 (LA)
 1972—Tie, 13-13 (C)
 1973—Rams, 26-0 (C)
 1975—Rams, 38-10 (LA)
 1976—Rams, 20-12 (LA)
 (Points—Bears 1,182, Rams 1,089)
 *Conference Playoff
- RAMS — CINCINNATI SERIES**
 (Series tied, 1-1)
 1972—Rams, 15-12 (LA)
 1976—Bengals, 20-12 (C)
 (Points—Bengals 32, Rams 27)
- RAMS — CLEVELAND SERIES**
 (Browns lead series, 7-5)
 1950—*Browns, 30-28 (C)
 1951—Browns, 38-23 (LA)
 *Rams, 24-17 (LA)
 1952—Browns, 37-7 (C)
 1955—*Browns, 38-14 (LA)
 1957—Browns, 45-31 (C)
 1958—Browns, 30-27 (LA)
 1963—Browns, 20-6 (C)
 1965—Rams, 42-7 (LA)

1968—*Rams, 30-6 (Miami)

Rams, 24-6 (C)
 1973—Rams, 30-17 (LA)
 (Points—Browns 291, Rams 286)

*NFL Championship

**Playoff Bowl

RAMS — DALLAS SERIES

(Rams lead series, 6-5)

- 1960—Rams, 38-13 (D)
 1962—Cowboys, 27-17 (LA)
 1967—Rams, 35-13 (D)
 1969—Rams, 24-23 (LA)
 1970—*Rams, 31-0 (Miami)
 1971—Cowboys, 28-21 (D)
 1973—Rams, 37-31 (LA)
 *Cowboys, 27-16 (D)
 1975—Cowboys, 18-7 (D)
 **Cowboys, 37-7 (LA)
 1976—**Rams, 14-12 (D)
 (Points—Rams 247, Cowboys 229)
 *Playoff Bowl
 **NFC Divisional Playoff
 ***NFC Championship Game

RAMS — DENVER SERIES

(Series tied, 1-1)

- 1972—Broncos, 16-10 (LA)
 1974—Rams, 17-10 (D)
 (Points—Rams 27, Broncos 26)

RAMS — DETROIT SERIES

(Rams lead series, 27-24-1)

- 1946—Rams, 35-14 (LA)
 Rams, 41-20 (D)
 1947—Rams, 27-13 (D)
 Rams, 28-17 (LA)
 1948—Rams, 44-7 (LA)
 Rams, 34-27 (D)
 1949—Rams, 27-24 (LA)
 Rams, 21-10 (D)
 1950—Rams, 30-26 (D)
 Rams, 65-24 (LA)
 1951—Rams, 27-21 (D)
 Lions, 24-22 (LA)
 1952—Lions, 17-14 (LA)
 Lions, 24-16 (D)
 *Lions, 31-21 (D)
 1953—Rams, 31-19 (D)
 Rams, 37-24 (LA)
 1954—Lions, 21-3 (D)
 Lions, 27-24 (LA)
 1955—Rams, 17-10 (D)
 Rams, 24-13 (LA)
 1956—Lions, 24-21 (D)
 Lions, 16-7 (LA)
 1957—Lions, 10-7 (D)
 Rams, 35-17 (LA)
 1958—Rams, 42-28 (D)
 Lions, 41-24 (LA)
 1959—Lions, 17-7 (LA)
 Lions, 23-17 (D)
 1960—Rams, 48-35 (LA)
 Lions, 12-10 (D)
 1961—Lions, 14-13 (D)
 Lions, 28-10 (LA)

1962—Lions, 13-10 (D)
Lions, 12-3 (LA)
1963—Lions, 23-2 (LA)
Rams, 28-21 (D)
1964—Tie, 17-17 (LA)
Lions, 37-17 (D)
1965—Lions, 20-0 (D)
Lions, 31-7 (LA)
1966—Rams, 14-7 (D)
Rams, 23-3 (LA)
1967—Rams, 31-7 (D)
1968—Rams, 10-7 (LA)
1969—Lions, 28-0 (D)
1970—Lions, 28-23 (LA)
1971—Rams, 21-13 (D)
1972—Lions, 34-17 (LA)
1974—Rams, 16-13 (LA)
1975—Rams, 20-0 (D)
1976—Rams, 20-17 (D)
(Points—Rams 1,106, Lions 1,011)

* Conference Playoff

RAMS — GREEN BAY SERIES

(Rams lead series, 31-19-1)

1946—Rams, 21-17 (Mil)
Rams, 38-17 (LA)
1947—Packers, 17-14 (Mil)
Packers, 30-10 (LA)
1948—Packers, 16-0 (GB)
Rams, 24-10 (LA)
1949—Rams, 48-7 (GB)
Rams, 35-7 (LA)
1950—Rams, 45-14 (Mil)
Rams, 51-14 (LA)
1951—Rams, 28-0 (Mil)
Rams, 42-14 (LA)
1952—Rams, 30-28 (Mil)
Rams, 45-27 (LA)
1953—Rams, 38-20 (Mil)
Rams, 33-17 (LA)
1954—Packers, 35-17 (Mil)
Rams, 35-27 (LA)
1955—Packers, 30-28 (Mil)
Rams, 31-17 (LA)
1956—Packers, 42-17 (Mil)
Rams, 49-21 (LA)
1957—Rams, 31-27 (Mil)
Rams, 42-17 (LA)
1958—Rams, 20-7 (GB)
Rams, 34-20 (LA)
1959—Rams, 45-6 (Mil)
Packers, 38-20 (LA)
1960—Rams, 33-31 (Mil)
Packers, 35-21 (LA)
1961—Packers, 35-17 (GB)
Packers, 24-17 (LA)
1962—Packers, 41-10 (Mil)
Packers, 20-17 (LA)
1963—Packers, 42-10 (GB)
Packers, 31-14 (LA)
1964—Rams, 27-17 (Mil)
Tie, 24-24 (LA)
1965—Packers, 6-3 (Mil)
Rams, 21-10 (LA)
1966—Packers, 24-13 (GB)
Packers, 27-23 (LA)
1967—Rams, 27-24 (LA)
* Packers, 28-7 (Mil)
1968—Rams, 16-14 (Mil)
1969—Rams, 34-21 (LA)
1970—Rams, 31-21 (GB)
1971—Rams, 30-13 (LA)
1973—Rams, 24-7 (LA)
1974—Packers, 17-6 (Mil)

1975—Rams, 22-5 (LA)
(Points—Rams 1,318,
Packers 1,059)
* Conference Playoff

RAMS — HOUSTON SERIES

(Rams lead series, 1-0)
1973—Rams, 31-26 (H)

RAMS — KANSAS CITY SERIES

(Rams lead series, 1-0)
1973—Rams, 23-13 (KC)

RAMS — MIAMI SERIES

(Series tied, 1-1)
1971—Dolphins, 20-14 (LA)
1976—Rams, 31-28 (M)
(Points—Dolphins 48, Rams 45)

RAMS — MINNESOTA SERIES

(Vikings lead series, 14-7-2)
1961—Rams, 31-17 (LA)
Vikings, 42-21 (M)
1962—Vikings, 38-14 (LA)
Tie, 24-24 (M)
1963—Rams, 27-24 (LA)
Vikings, 21-13 (M)
1964—Rams, 22-13 (LA)
Vikings, 34-13 (M)
1965—Vikings, 38-35 (LA)
Vikings, 24-13 (M)
1966—Vikings, 35-7 (M)
Rams, 21-6 (LA)
1967—Rams, 39-3 (LA)
1968—Rams, 31-3 (M)
1969—Vikings, 20-13 (LA)
* Vikings, 23-20 (M)
1970—Vikings, 13-3 (M)
1972—Vikings, 45-41 (LA)
1973—Vikings, 10-9 (M)
1974—Rams, 20-17 (LA)
* Vikings, 14-10 (M)
1976—Tie, 10-10 (M)
* Vikings, 24-13 (M)
(Points—Vikings 498, Rams 450)

* Conference Championship
** NFC Championship

RAMS — NEW ENGLAND SERIES

(Patriots lead series, 1-0)
1974—Patriots, 20-14 (NE)

RAMS — NEW ORLEANS SERIES

(Rams lead series, 13-3)
1967—Rams 27-13 (NO)
1969—Rams, 36-17 (LA)
1970—Rams, 30-17 (NO)
Rams, 34-16 (LA)
1971—Saints, 24-20 (NO)
Rams, 45-28 (LA)
1972—Rams, 34-14 (LA)
Saints, 19-16 (NO)
1973—Rams, 29-7 (LA)
Rams, 24-13 (NO)
1974—Rams, 24-0 (LA)
Saints, 20-7 (NO)
1975—Rams, 38-14 (LA)
Rams, 14-7 (NO)
1976—Rams, 16-10 (NO)
Rams, 33-14 (LA)
(Points—Rams 427, Saints 233)

RAMS — N.Y. GIANTS SERIES

(Rams lead series, 10-2)
1946—Rams, 31-21 (NY)
1947—Rams, 34-10 (LA)
1948—Rams, 52-37 (NY)
1953—Rams, 21-7 (LA)
1954—Rams, 17-16 (NY)
1959—Giants, 23-21 (LA)
1961—Giants, 24-14 (NY)
1966—Rams, 55-14 (LA)
1968—Rams, 24-21 (LA)
1970—Rams, 31-3 (NY)
1973—Rams, 40-6 (LA)
1976—Rams, 24-10 (LA)
(Points—Rams 364, Giants 192)

RAMS — N.Y. JETS SERIES

(Series tied, 1-1)
1970—Jets, 31-20 (LA)
1974—Rams, 20-13 (NY)
(Points—Jets 44, Rams 40)

RAMS — OAKLAND SERIES

(Raiders lead series, 1-0)
1972—Raiders, 45-17 (O)

RAMS — PHILADELPHIA SERIES

(Rams lead series, 8-6-1)
1946—Eagles, 25-14 (LA)
1947—Eagles, 14-7 (P)
1948—Tie, 28-28 (LA)
1949—Eagles, 38-14 (P)
* Eagles, 14-0 (LA)
1950—Eagles, 56-20 (P)
1955—Rams, 23-21 (P)
1956—Rams, 27-7 (LA)
1957—Rams, 17-13 (LA)
1959—Eagles, 23-20 (P)
1964—Rams, 20-10 (LA)
1967—Rams, 33-17 (LA)
1969—Rams, 23-17 (P)
1972—Rams, 34-3 (P)
1975—Rams, 42-3 (P)
(Points—Rams 322, Eagles 289)
* NFL Championship Game

RAMS — PITTSBURGH SERIES

(Rams lead series, 9-1-1)
1947—Rams, 48-7 (P)
1948—Rams, 31-14 (LA)
1949—Tie, 7-7 (P)
1952—Rams, 28-14 (LA)
1955—Rams, 27-26 (LA)
1956—Steelers, 30-13 (P)
1961—Rams, 24-14 (LA)
1964—Rams, 26-14 (P)
1968—Rams, 45-10 (LA)
1971—Rams, 23-14 (P)
1975—Rams, 10-3 (LA)
(Points—Rams 282, Steelers 153)

RAMS — *ST. LOUIS SERIES

(Rams lead series 9-8-2)
1946—Cardinals, 34-10 (C)
Rams, 17-14 (LA)
1947—Rams, 27-7 (LA)
Cardinals, 17-10 (C)
1948—Cardinals, 27-22 (LA)
Cardinals, 27-24 (C)
1949—Tie, 28-28 (C)
Cardinals, 31-27 (LA)

1951—Rams, 45-21 (LA)
 1953—Tie, 24-24 (C)
 1954—Rams, 28-17 (LA)
 1958—Rams, 20-14 (C)
 1960—Cardinals, 43-21 (LA)
 1965—Rams, 27-3 (STL)
 1968—Rams, 24-13 (STL)
 1970—Rams, 34-13 (LA)
 1972—Cardinals, 24-14 (STL)
 1975—** Rams, 35-23 (LA)
 1976—Cardinals, 30-28 (LA)
 (Points—Rams 465, Cardinals 410)

* Franchise in Chicago prior to 1960
 ** NFC Divisional Playoff

RAMS — SAN DIEGO SERIES

(Rams lead series, 2-0)
 1970—Rams, 37-10 (LA)
 1975—* Rams, 13-10 (SD)
 (Points—Rams 50, Chargers 20)

* Overtime

RAMS—SAN FRANCISCO SERIES

(Rams lead series, 33-19-2)

1950—Rams 35-14 (SF)
 Rams, 28-21 (LA)
 1951—49ers, 44-17 (SF)
 Rams, 23-16 (LA)
 1952—Rams, 35-9 (LA)
 Rams, 34-21 (SF)

1953—49ers, 31-30 (SF)
 49ers, 31-27 (LA)
 1954—Tie, 24-24 (LA)
 Rams, 42-34 (SF)
 1955—Rams, 23-14 (SF)
 Rams, 27-14 (LA)
 1956—49ers, 33-30 (SF)
 Rams, 30-6 (LA)
 1957—49ers, 23-20 (SF)
 Rams, 37-24 (LA)
 1958—Rams, 33-3 (SF)
 Rams, 56-7 (LA)
 1959—49ers, 34-0 (SF)
 49ers, 24-16 (LA)
 1960—49ers, 13-9 (SF)
 49ers, 23-7 (SF)
 1961—49ers, 35-0 (SF)
 Rams, 17-7 (LA)
 1962—Rams, 28-14 (SF)
 49ers, 24-17 (LA)
 1963—Rams, 28-21 (LA)
 Rams, 21-17 (SF)
 1964—Rams, 42-14 (LA)
 49ers, 28-7 (SF)
 1965—49ers, 45-21 (LA)
 49ers, 30-27 (SF)
 1966—Rams, 34-3 (LA)
 49ers, 21-13 (SF)
 1967—49ers, 27-24 (LA)
 Rams, 17-7 (SF)
 1968—Rams, 24-10 (LA)
 Tie, 20-20 (SF)
 1969—Rams, 27-21 (SF)
 Rams, 41-30 (LA)

1970—49ers, 20-6 (LA)
 Rams, 30-13 (SF)
 1971—Rams, 20-13 (SF)
 Rams, 17-6 (LA)
 1972—Rams, 31-7 (LA)
 Rams, 26-16 (SF)
 1973—Rams, 40-20 (SF)
 Rams, 31-13 (LA)
 1974—Rams, 37-14 (LA)
 Rams, 15-13 (SF)
 1975—Rams, 23-14 (SF)
 49ers, 24-23 (LA)
 1976—49ers, 16-0 (LA)
 Rams, 23-3 (SF)
 (Points—Rams 1,313, 49ers 1,029)

RAMS — SEATTLE SERIES


(Rams lead series, 1-0)
 1976—Rams, 45-6(LA)

RAMS — WASHINGTON SERIES

(Redskins lead series, 5-4-1)

1948—Rams, 41-13 (W)
 1949—Rams, 53-27 (LA)
 1951—Redskins, 31-21 (W)
 1962—Redskins 20-14 (W)
 1963—Redskins, 37-14 (LA)
 1967—Tie, 28-28 (LA)
 1969—Rams, 24-13 (W)
 1971—Redskins, 38-24 (LA)
 1974—Redskins, 23-17 (LA)
 * Rams, 19-10 (LA)
 (Points—Rams 255, Redskins 240)
 * NFC Divisional Playoff

Catch the Super bakery selection at Ralphs.



You'll find a delicious selection of fresh breads, luscious cakes and, of course, a variety of hamburger and hot dog buns. Everything you need to be #1 at your house.

Switch to Number One*

...switch to

1977 by
 Ralphs Groc. Co.



*Number one in shopper preference in the Los-Angeles Orange County area according to independent studies.

Pro Bowl

- 1951 Tom Fears, Larry Brink, Dick Huffman, Norm Van Brocklin, Bob Waterfield, Glenn Davis, Woodley Lewis, Dick Hoerner
- 1952 Larry Brink, Elroy Hirsch, Stan West, Don Paul, Norm Van Brocklin, Bob Waterfield, Tank Younger, Dan Towler
- 1953 Elroy Hirsch, Stan West, Don Paul, Norm Van Brocklin, Tank Younger, Dan Towler, Jim Winkler
- 1954 Elroy Hirsch, Andy Robustelli, Don Paul, Norm Van Brocklin, Tank Younger, Dan Towler
- 1955 Bob Boyd, Duane Putnam, Les Richter, Leon McLaughlin, Norm Van Brocklin, Skeet Quinlan, Dan Towler
- 1956 Andy Robustelli, Bud McFadin, Duane Putnam, Les Richter, Norm Van Brocklin, Will Sherman, Ron Waller
- 1957 Leon Clarke, Paul Miller, Bud McFadin, John Hock, Les Richter, Tom Wilson
- 1958 Duane Putnam, Les Richter, Dick Daugherty, Jon Arnett, Tom Wilson
- 1959 Del Shofner, Duane Putnam, Les Richter, Bill Wade, Jon Arnett, Will Sherman
- 1960 Del Shofner, Les Richter, Jon Arnett
- 1961 Jim Phillips, Les Richter, Jon Arnett, Ed Meador
- 1962 Jim Phillips, Les Richter, Jon Arnett
- 1963 Jim Phillips, Frank Varrichione, Merlin Olsen, Dick Bass
- 1964 Merlin Olsen, Jack Pardee, Dick Bass
- 1965 David Jones, Merlin Olsen, Ed Meador
- 1966 David Jones, Merlin Olsen, Tom McDonald, Ed Meador
- 1967 David Jones, Merlin Olsen, Ed Meador, Maxie Baughan, Dick Bass, Marlin McKeever, Bruce Gossett
- 1968 David Jones, Merlin Olsen, Maxie Baughan, Roman Gabriel, Les Josephson, Roger Brown, Bernie Casey, Tom Mack, Ed Meador, Jack Snow
- 1969 David Jones, Merlin Olsen, Maxie Baughan, Joe Scibelli, Joe Carollo, Charlie Cowan, Roman Gabriel, Tom Mack, Bruce Gossett
- 1970 David Jones, Merlin Olsen, Roman Gabriel, Maxie Baughan, Tom Mack, Bob Brown, Charlie Cowan
- 1971 David Jones, Merlin Olsen, Tom Mack, Charlie Cowan, Bob Brown
- 1972 Merlin Olsen, Tom Mack, Willie Ellison, Isiah Robertson
- 1973 Merlin Olsen, Tom Mack, Coy Bacon, Dave Chapple
- 1974 Merlin Olsen, John Hadl, Harold Jackson, Tom Mack, Lawrence McCutcheon, Jim Bertelsen, Jack Youngblood, Isiah Robertson
- 1975 Merlin Olsen, James Harris, Lawrence McCutcheon, Tom Mack, Jack Youngblood, Isiah Robertson
- 1976 Merlin Olsen, Isiah Robertson, Jack Youngblood, Harold Jackson, Lawrence McCutcheon, Tom Mack, Fred Dryer, Jack Reynolds
- 1977 Jack Youngblood, Larry Brooks, Monte Jackson, Isiah Robertson, Lawrence McCutcheon, Ron Jessie, Rich Saul

PRO BOWL GAME RESULTS

- | | | |
|-----------------------|-----------------------|----------------------|
| 1951—East 28, West 27 | 1961—West 35, East 31 | 1971—NFC 27, AFC 6 |
| 1952—West 30, East 13 | 1962—West 31, East 30 | 1972—AFC 26, NFC 13 |
| 1953—West 37, East 7 | 1963—East 30, West 20 | 1973—AFC 33, NFC 28 |
| 1954—East 20, West 9 | 1964—West 31, East 17 | 1974—AFC 15, NFC 13 |
| 1955—West 26, East 9 | 1965—West 34, East 14 | 1975—NFC 17, AFC 10 |
| 1956—East 31, West 30 | 1966—East 36, West 7 | 1976—NFC 23, AFC 20 |
| 1957—West 19, East 10 | 1967—East 20, West 10 | 1977—AFC 24, NFC 14 |
| 1958—West 26, East 7 | 1968—West 38, East 20 | West 13 wins, East 7 |
| 1959—East 28, West 21 | 1969—West 10, East 7 | (Prior to 1971) |
| 1960—West 38, East 21 | 1970—West 16, East 13 | AFC 4 wins, NFC 3 |

All-Time Ram Roster

NOTE: Players listed below are those who have appeared in at least one league game for the Rams since the club moved to Los Angeles in 1946.

Name	(Pos)	College	Yr. Ram
------	-------	---------	------------

A

Adams, John (TE), Cal State L.A.	1963
Agaianian, Ben (PK), New Mexico	1953
Agler, Bob (RB), Otterbein	1948-49
Alexander, Kermit (DB), UCLA	1970-71
Allen, Duane (E), Santa Ana JC	1961-64
Anderson, Bruce (DE), Willamette	1966
Arnett, Jon (RB), USC	1957-63
Atkins, Pervis (RB), N. Mex. State	1961-63

B

Bacon, Coy (DT), Jackson State	1968-72
Bagarus, Steve (RB), Notre Dame	1947
Baker, John (DT), No. Car. College	1958-61
Baker, Terry (QB-RB), Oregon St.	1963-65
Baker, Tony (RB), Iowa State	1973-74
Banta, Jack (RB), USC	1946-48
Barry, Paul (RB), Tulsa	1950-52
Bass, Dick (RB), Pacific	1960-69
Baughan, Maxie (LB), Georgia Tech	1966-70
Beathard, Pete (QB), USC	1972
Benton, Jim (E), Arkansas	1946-47
Bertelsen, Jim (RB), Texas	1972-76
Bighead, Jack (E), Pepperdine	1955
Bleeker, Mel (RB), USC	1947
Bouley, Gil (T), Boston College	1946-50
Bowers, Bill (DB), USC	1954
Boyd, Bob (E), Loyola (L.A.)	1950-57
Boeke, Jim (T), Heidelberg	1960-63
Braatz, Tom (E), Marquette	1958
Bradshaw, Charlie (T), Baylor	1958-60
Bratkowski, Zeke (QB), Georgia	1961-63
Bravo, Alex (DB), Cal Poly (SLO)	1957-58
Breen, Gene (LB), Virginia Tech	1967-68
Brink, Larry (DE), No. Illinois St.	1948-53
Brito, Gene (DE), Loyola (L.A.)	1959-60
Britt, Charley (DB), Georgia	1960-63
Brooks, Larry (DT), Va. St. (Petersburg)	1972-76
Brown, Bob (T), Nebraska	1969-70
Brown, Fred (LB), Miami (Fla.)	1965
Brown, Roger (DT), Maryland State	1967-69
Brown, Willie (E-RB), USC	1964-65
Brune, Fred (DB), Ohio State	1958
Bryant, Cullen (DB-RB), Colorado	1973-76
Budka, Frank (DB), Notre Dame	1964
Bukich, Rudy (QB), USC	1953-56
Burke, Mike (P), Miami (Fla.)	1974
Burman, George (C-G), Northwestern	1967-70
Burroughs, Don (DB), Colorado A&M	1955-59
Buzin, Rich (T), Penn State	1971
Byrd, Mac (LB), USC	1965

C

Cahill, Dave (DT), Northern Arizona	1967
Cappelletti, John (RB), Penn State	1974-76
Carrell, Duane (P), Florida St.	1975

Carey, Bob (E), Michigan State	1952, 54, 56
Carollo, Joe (T), Notre Dame	1962-68, 71
Casey, Bernie (WR), Bowling Green	1967-68
Cash, Rick (DE), Northeast Missouri	1969-70
Casner, Ken (T), Baylor	1952
Cason, Jim (DB), LSU	1955-56
Castete, Jesse (DB), McNeese State	1956-57
Champagne, Ed (T), LSU	1947-50
Chapple, Dave (P), Cal-Santa Barbara	1972-74
Chuy, Don (G), Clemson	1963-68
Clark, Al (CB), Eastern Michigan	1972-75
Clarke, Leon (E), USC	1956-59
Collier, Bob (T), SMU	1951
Cordileone, Lou (LB), Clemson	1962
Corn, Joe (RB), No College	1948
Cothren, Paige (PK), Mississippi	1957-58
Cowan, Charlie (T), N. Mex. Highlands	1961-75
Cowhig, Jerry (RB), Notre Dame	1947-49
Cowlings, Al (DE), USC	1975
Coyle, Ross (DB), Oklahoma	1961
Crabb, Claude (DB), Colorado	1966-68
Cross, Bobby (T), Kilgore JC	1954-55
Cross, Irv (DB), Northwestern	1966-68
Crow, Lindon (DB), USC	1961-64
Curran, Pat (TE-RB), Lakeland	1969-74
Currie, Dan (LB), Michigan State	1965-66
Curry, Bill (C), Georgia Tech	1974
Currihan, Don (DE), Boston College	1948-49

D

Dahms, Tom (T), San Diego St.	1951-54
Dale, Carroll (E), VPI	1960-64
Daniel, Willie (DB), Mississippi State	1967-69
Daugherty, Dick (LB), Oregon	1951-58
David, Bob (G), Villanova	1947-48
Davis, Glenn (RB), Army	1950-51
Davis, Roger (G), Syracuse	1964
Dean, Hal (G), Ohio State	1947-49
DeFruiter, Bob (DB), Nebraska	1948
deLauer, Bob (C), USC	1946
DeMarco, Bob (C), Dayton	1975
Dempsey, Tom (K), Palomar JC	1975-76
Dennis, Mike (RB), Mississippi	1968-69
Dickson, Paul (T), Baylor	1959
Doll, Don (DB), USC	1954
Dougherty, Bob (LB), Kentucky	1957
Drake, Bill (DB), Oregon	1973-74
Dryer, Fred (DE), San Diego State	1972-76
Dwyer, Jack (DB), Loyola (L.A.)	1952-54
Dyer, Henry (RB), Grambling	1966-68

E

Eason, Roger (G), Oklahoma	1946-48
Ekern, Carl (LB), San Jose St.	1976
Elmendorf, Dave (DB), Texas A&M	1971-78
Elena, Jack (MG), UCLA	1955-56
Elersick, Don (DB), Washington St.	1960
Ellison, Willie (RB), Texas Southern	1967-72
Evey Dick (DT), Tennessee	1970
Ezerins, Vilnis (RB), Whitewater St.	1968

F

Fanning, Mike (DT), Notre Dame	1975-76
Fanning, Stan (DE), Idaho	1963
Farmer, Tom (RB), Iowa	1946
Fawcett, Jake (T), SMU	1946
Fears, Tom (E), UCLA	1948-56
Ferris, Neil (DB), Loyola (L.A.)	1953
Finch, Karl (E), Cal Poly (Pom)	1962
Finlay, Jack (G), UCLA	1947-51
Fournet, Sid (D), LSU	1955-56
France, Doug (T), Ohio St.	1975-76
Franchhauser, Tom (DB), Purdue	1959
Fry, Bob (T), Kentucky	1953-59
Fuller, Frank (DT), Kentucky	1953-58

G

Gabriel, Roman (QB), No. Carolina St.	1962-72
Geddes, Ken (LB), Nebraska	1971-75
Gehrke, Fred (RB), Utah	1946-49
George, Bill (LB), Wake Forest	1966
Geredine, Tom (WR), Northeast Missouri St.	1976
Gordon, Dick (WR), Michigan State	1972-73
Gossett, Bruce (PK), Richmond	1964-69
Gremminger, Hank (DB), Baylor	1966
Grier, Roosevelt (DT), Penn State	1963-66
Griffin, Bob (C), Arkansas	1953-57
Griffin, John (DB), Memphis State	1963
Guillory, Anthony (LB), Lamar Tech	1965, 67-68
Guzik, John (LB), Pittsburgh	1959-60

H

Haden, Pat (QB), USC	1976
Hadl, John (QB), Kansas	1973-74
Hall, Alvin (DB), No College	1961-63
Halliday, Jack (DT), SMU	1951
Halverson, Dean (LB), Washington	1968, 72
Hamilton, Ray (E), Arkansas	1946-47
Harding, Roger (C), California	1946
Hardy, Jim (QB), USC	1946-48
Harmon, Tom (RB), Michigan	1946-47
Harrah, Dennis (G), Miami (Fla.)	1975-76
Harris, James (QB), Grambling	1973-76
Harris, Jim (DB), Oklahoma	1958
Harris, Marv (LB), Stanford	1964
Hauser, Art (DT), Xavier	1954-57
Hayes, Larry (C), Vanderbilt	1962-63
Haymond, Alvin (DB), Southern	1969-71
Haynes, Hall (DB), Santa Clara	1954-56
Heckard, Steve (E), Davidson	1965-66
Hecker, Bob (DB), Baldwin Wallace	1952
Hecker, Norb (DB), Baldwin Wallace	1951-53
Hector, Willie (T), Pacific	1961
Henry, Mike (LB), USC	1962-64
Henry, Urban (DT), Georgia Tech	1961
Hickey, Howard (E), Arkansas	1946-48
Hirsch, Elroy (E-RB), Wisconsin	1949-57
Hock, John (G), Santa Clara	1953-57
Hoerner, Dick (RB), Iowa	1947-51
Hoffman, Bob (RB), USC	1946-48
Holladay, Bob (RB), Tulsa	1956
Holovak, Mike (RB), Boston College	1946
Holtzman, Glenn (T), No. Texas St.	1955-58
Hord, Roy (G), Duke	1960-62
Horton, Greg (G), Colorado	1976

Horvath, Les (RB), Ohio State	1947-48
Houser, John (C-G), Redlands	1957-59
Howard, Gene (DB), Langston	1971-72
Hubbell, Frank (DE-TE), Tennessee	1947-49
Huffman, Dick (T), Tennessee	1947-50
Hughes, Ed (DB), Tulsa	1954-55
Humphrey, Buddy (QB), Baylor	1959-60
Hunter, Art (C), Notre Dame	1960-64

I

Iglehart, Floyd (DB), Wiley	1958
Iman, Ken (C), Southeast Missouri St.	1965-74

J

Jackson, Harold (WR), Jackson St.	1968, 1973-76
Jackson, Monte (CB), San Diego St.	1975-76
Jackson, Rusty (P), LSU	1976
Janerette, Charlie (G), Penn State	1960
Jaworski, Ron (QB), Youngstown	1974-76
Jessie, Ron (WR), Kansas	1975-76
Jobko, Bill (LB), Ohio State	1958-62
Johns, Freeman (WR), SMU	1976
Johnson, Clyde (T), Kentucky	1946-47
Johnson, Marvin (DB), San Jose State	1951-52
Johnson, Mitch (T), UCLA	1969-70
Jones, Cody (DT), San Jose State	1974-76
Jones, David (DE), So. Carolina St.	1961-71
Jones, Jimmy (RB), Washington	1958
Jordan, Jeff (RB), Washington	1970
Josephson, Les (RB), Augustana	1964-67, 69-74

K

Kalmanir, Tom (RB), Nevada	1949-51
Karras, Ted (G), Indiana	1968
Karilivacz, Carl (DB), Syracuse	1959-60
Kay, Rick (LB), Colorado	1973, 1975-76
Keane, Tom (DB), West Virginia	1948-51
Kenerson, John (T), Kentucky St.	1960
Kilgore, Jon (P), Auburn	1965-67
Kimbrough, Elbert (DB), Northwestern	1961
Kirk, Ken (C), Mississippi	1963
Klein, Bob (TE), USC	1969-76
Klosterman, Don (QB), Loyola (L.A.)	1952
Ksionyak, John (QB), St. Bonaventure	1947

L

LaHood, Mike (G), Wyoming	1969, 1971-72
Lamson, Chuck (DB), Wyoming	1965-67
Lane, Dick (DB), Scottsbluff JC	1952-53
Lang, Israel (RB), Tennessee State	1969
Lange, Bill (G), Dayton	1951-52
Lansford, Buck (G), Texas	1958-60
Larsen, Gary (DT), Concordia	1964
Lazetich, Milan (MG), Michigan	1946-50
Lear, Les (G), Manitoba, Canada	1946
Leggett, Earl (DT), LSU	1966
Levy, Len (G), Minnesota	1946
Lewis, Woodley (DB-E), Oregon	1950-55
Lipscomb, Gene (DT), No College	1953-55
Livingston, Cliff (LB), UCLA	1963-65
Long, Bob (LB), UCLA	1960-61
Long, Bob (WR), Wichita State	1970
Lothridge, Billy (P), Georgia Tech	1965
Love, John (WR), North Texas St.	1972

LoVetere, John (DT), Compton JC 1959-62
Lundy, Lamar (DE-TE), Purdue 1957-69

M

Mack, Tom (G), Michigan 1966-76
Magnani, Dante (RB), St. Mary's 1947-48
Marchlewski, Frank (C), Minnesota 1965-68-69
Marconi, Joe (RB), West Virginia 1959-61
Martin, Aaron (DB), No. Car. College 1964-65
Martin, John (C), Navy 1947-49
Maslowski, Matt (WR), U. of San Diego 1971
Mason, Tommy (RB), Tulane 1967-70
Matheson, Riley (G-LB), Tex. Sch. of Mines 1946-47
Matson, Ollie (RB-E), USC 1959-62
Mayes, Carl (RB), Texas 1952
McCormick, Tom (RB), Pacific 1953-55
McCutcheon, Lawrence (RB), Colo. St. 1972-76
McDonald, Tommy (WR), Oklahoma 1965-66
McFadin, Bud (DT-T), Texas 1952-56
McGee, Willie (WR), Alcorn A&M 1974-75
McIlhany, Dan (DB), Texas A&M 1965
McKeever, Marlin (LB-TE), USC 1961-66, 71-72
McLain, Kevin (LB), Colorado St. 1976
McLaughlin, Leon (C), UCLA 1951-55
McMillan, Eddie (CB), Florida St. 1973-75
Meador, Ed (DB), Arkansas Tech 1959-70
Mello, Jim (RB), Notre Dame 1948
Mergenthal, Art (G), Notre Dame 1946
Michaels, Lou (DE), Kentucky 1958-60
Miller, Clark (DE), Utah State 1970
Miller, Paul (DE), LSU 1954-57
Miller, Ron (E), USC 1956
Miller, Ron (OB), Wisconsin 1962
Molden, Frank (DT), Jackson St. 1965
Moore, Tom (RB), Vanderbilt 1966
Morris, Jack (DB), Oregon 1958-60
Morris, Larry (LB), Georgia Tech 1955-57
Morrow, John (C), Michigan 1956-59
Munson, Bill (QB), Utah State 1964-67
Myers, Brad (RB), Bucknell 1953-56
Myers, Jack (RB-DB), UCLA 1952

N

Naumetz, Fred (LB-C), Boston College 1946-50
Nelson, Bill (DT), Oregon State 1971-75
Nelson, Terry (TE), Arkansas AM&N 1973-76
Nettles, Jim (DB), Wisconsin 1969-72
Nichols, Bob (T) Stanford 1966-67

O

Olsen, Merlin (DT), Utah State 1962-76
Olsen, Phil (DT-DE), Utah State 1971-74

P

Panfil, Ken (T), Purdue 1956-58
Pardee, Jack (LB), Texas A&M 1957-64, 66-70
Parish, Don (LB), Stanford 1971
Pasque, Joe (T), SMU 1946
Pasquariello, Ralph (RB), Villanova 1950
Paul, Don (LB), UCLA 1948-55
Pergine, Jone (LB), Notre Dame 1969-72
Perkins, Art (RB), No. Texas St. 1962-63
Perry, Rod (CB), Colorado 1975-76
Peterson, Jim (LB), San Diego St. 1974-75
Petitbon, Richie (DB), Tulane 1969-70

Phillips, Jim (E), Auburn 1958-64
Phillips, Rod (RB), Jackson St. 1975-76
Pillath, Roger (T), Wisconsin 1965
Pitts, Elijah (RB), Philander Smith 1970
Pitts, Hugh (LB), TCU 1956
Pivec, Dave (TE), Notre Dame 1966-68
Plum, Milt (QB), Penn State 1968
Plummer, Tony (DB), Pacific 1974
Pope, Bucky (WR), Catawba 1964, 66-67
Pottios, Myron (LB), Notre Dame 1966-70
Powell, Tim (DE), Northwestern 1965
Preece, Steve (S), Oregon State 1973-76
Pritko, Steve (DE), Villanova 1946-47
Purnell, Jim (LB), Wisconsin 1969-72
Putnam, Duane (G), Pacific 1952-59, 62

Q

Quinlan, Skeet (RB), San Diego State 1952-56

R

Ray, David (PK-WR), Alabama 1969-74
Reece, Geoff (C), Washington St. 1976
Reisz, Albie (QB), LSU 1946
Reinhard, Bob (T-DT), California 1950
Reid, Joe (LB), LSU 1951
Rentzel, Lance (WR), Oklahoma 1971-72, 74
Repko, Joe (DT), Boston College 1948-49
Reynolds, Jack (LB), Tennessee 1970-76
Rhome, Jerry (QB), Tulsa 1971
Rich, Herb (DB), Vanderbilt 1951-53
Richardson, Jerry (DB), West Texas St. 1964-65
Richter, Les (LB), California 1954-62
Rickards, Paul (QB), Pittsburgh 1948
Robertson, Isiah (LB), Southern 1971-76
Robustelli, Andy (DE), Arnold 1951-55
Rogers, Mel (LB), Florida A&M 1976
Ruthstrom, Ralph (RB), SMU 1946
Ryan, Frank (QB), Rice 1958-61

S

Saul, Rich (C-G), Michigan State 1970-76
Scales, Dwight (WR), Grambling 1976
Schultz, Eberie (T), Oregon St. 1946-47
Schumacher, Gregg (DE), Illinois 1967-68
Schuh, Harry (T), Memphis St. 1971-73
Scibelli, Joe (G), Notre Dame 1961-75
Scribner, Rob (RB), UCLA 1973-76
Selawski, Gene (T), Purdue 1959
Sewell, Harley (G), Texas 1963
Shannon, Carver (DB-RB), So. Illinois 1962-64
Shaw, Bob (E), Ohio State 1946-49
Shaw, Glenn (RB), Kentucky 1962
Shaw, Nate (DB), USC 1969-70
Sherman, Rod (WR), USC 1973
Sherman, Will (DB), St. Mary's 1954-60
Shiver, Ray (DB), Miami, Fla. 1956
Shofner, Del (E), Baylor 1957-60
Simensen, Don (T), St. Thomas 1951-52
Simpson, Bill (DB), Michigan St. 1974-76
Sims, George (DB), Baylor 1949-50
Slater, Jackie (T), Jackson St. 1976
Smith, Billy Ray (DE), Arkansas 1957
Smith, Bobby (DB), UCLA 1962-65
Smith, Bruce (RB), Minnesota 1948
Smith, Larry (RB), Florida 1969-73

Smith, Ron (QB), Richmond	1965
Smith, Ron (DB), Wisconsin	1968-69
Smith, V.T. (RB), Abilene Christian	1949-53
Smyth, Bill (T-TE), Cincinnati	1947-50
Snow, Jack (WR), Notre Dame	1965-75
Sparkman, Alan (DT), Texas A&M	1948-49
Stalcup, Jerry (LB), Wisconsin	1960
Statuto, Art (C), Notre Dame	1950
Stein, Bob (LB), Minnesota	1973-74
Stephens, Larry (DT), Texas	1962
Stephenson, Dave (G), West Virginia	1950
Stiger, Jim (RB), Washington	1965-67
Stokes, Tim (T), Oregon	1974
Strode, Woody (E), UCLA	1946
Strofolino, Mike (LB), Villanova	1965
Strugar, George (DT), Washington	1957-61
Studstill, Pat (WR-P), Houston	1968-71
Stukes, Charlie (CB), Maryland East Sh.	1973-74
Sucic, Steve (RB), Illinois	1946
Svare, Harland (LB), Washington St.	1953-54
Swain, Bill (LB), Oregon	1963
Sweet, Joe (WR), Tennessee St.	1972-73
Sweetan, Karl (QB), Wake Forest	1969-70

T

Talbert, Diron (DT), Texas	1967-70
Tarbox, Bruce (G), Syracuse	1961
Taylor, Corky (RB), Kansas State	1955-57
Teeuws, Len (T), Tulane	1952-53
Thomas, Bob (RB), Arizona St.	1971-72
Thomas, Clendon (DB), Oklahoma	1958-61
Thomas, Pat (CB), Texas A&M	1976
Thomason, Bob (QB), VMI	1949
Thompson, Harry (G), UCLA	1950-54
Toogood, Charley (DT-T), Nebraska	1951-56
Towler, Dan (RB), Wash. & Jefferson	1950-55
Truax, Billy (TE), LSU	1964-70
Tucker, Wendell (WR), So. Car. St.	1967-70

V

Valdez, Vernon (DB), U. of San Diego	1960
Van Brocklin, Norm (QB), Oregon	1949-57
Varrichione, Frank (T), Notre Dame	1961-65
Vasicek, Vic (LB), Texas	1950

Villanueva, Danny (K), New Mexico St.	1960-64
Von Sonn, Andy (LB), UCLA	1964

W

Wade, Bill (QB), Vanderbilt	1954-60
Waller, Ron (RB), Maryland	1955-58
Wardlow, Duane (DE), Washington	1954-56
Washington, Ken (RB-DB), UCLA	1946-48
Waterfield, Bob (QB-DB-K), UCLA	1946-52
Wendryhoski, Joe (C), Illinois	1964-66
West, Pat (RB), USC	1946-48
West, Stan (MG), Oklahoma	1950-54
White, Lee (RB), Weber State	1971
Whitmyer, Nat (DB), Washington	1963
Whittenton, Jesse (DB), Texas Western	1956-57
Whittingham, Fred (LB), Cal Poly (SLO)	1964
Wilbur, John (G), Stanford	1970
Wilkins, Roy (LB), Georgia	1958-59
Williams, Charlie (WR), Prairie View	1970
Williams, Clarence (DB), Washington St.	1965-72
Williams, Frank (RB), Pepperdine	1961-64
Williams, Jerry (DB), Washington St.	1949-52
Williams, John (T), Minnesota	1972-76
Williams, Roger (DB), Grambling	1971-72
Williams, Sam (DE), Michigan St.	1959
Williams, Travis (RB), Arizona St.	1971
Wilson, Ben (RB), USC	1963-65
Wilson, Jack (RB), Baylor	1946-47
Wilson, Jim (T), Georgia	1968
Wilson, Tom (RB), No College	1956-61
Winkler, Jim (DB), Texas A&M	1951-52
Winston, Kelton (DB), Wiley	1967-68
Wojcik, Greg (DT), USC	1971
Woodlief, Doug (LB), Memphis St.	1965-69

Y

Yagiello, Ray (G), Catawba	1948-49
Youngblood, Jack (DE), Florida	1971-76
Youngblood, Jim (LB), Tennessee Tech	1973-76
Younger, Paul (RB-LB), Grambling	1949-57

Z

Zilly, Jack (TE-DE), Notre Dame	1947-51
---------------------------------	---------

All-Time Ram Coaches Roster

NOTE: Coaches listed below are those who have been either head or assistant coaches of the Rams since the club moved to Los Angeles in 1946.

Name	College	Yr. Ram			
Allen, George	Michigan	1957-66-70	Knox, Chuck	Juniate	1973-75
Altman, Ed	Washington	1974-75	Levy, Marvin	Coe	1970
Austin, Bill	Oregon State	1965	Lindskog, Vic	Stanford	1960-62
Battles, Bill	Brown	1953-54	Madra, Joe	Ohio State	1955-59
Bennett, Leaman	Kentucky	1973-76	Matavaki, Ray	Mississippi St	1973-76
Brooks, Rich	Oregon State	1971-72	Marchbrodt, Ted	Deloit	1966-70
Campbell, Marion	Georgia	1967-68	McKittick, Bob	Oregon St	1971-72
Catlin, Tom	Oklahoma	1966-76	McLaughlin, Leon	UCLA	1971-72
Crow, Linton	USC	1963	Meyer, Ken	Demson	1973-76
David, Jim	Colorado State	1960-62	Patera, Jack	Oregon	1963-66
Dell, Don	USC	1965	Paul, Don	UCLA	1959-61
Dowler, Boyd	Colorado	1970	Pitts, Elijah	Philander Smith	1974-76
Durden, Earnel	Oregon State	1971-72	Pool, Hampton	Stanford	1950-54
Faulkner, Jack	Miami (O.)	1955-59	Prochaska, Ray	Nebraska	1966-70
Fears, Tom	UCLA	1960-61	Rothro, Tommy	Duke	1971-72
Gillman, Sig	Ohio State	1955-59	Rynkals, Jay	Nebraska	1951-52
Hall, Sid	COP	1971-72	Rynkals, Lou	Notre Dame	1956
Hain, Mel	Washington State	1950	Sauer, John	Army	1953-54
Hainrich, Dan	Washington	1963-64	Schnelker, Bob	Bowling Green	1963-65
Hickey, Howard "Red"	Arkansas	1950-54	Schnellenberger, Howard	Kentucky	1966-69
			Schwank, Vic	Occidental	1964-65
			Shaughnessy, Clark	Minnesota	1948-49
			Snyder, Bob	Ohio U.	1946-49
			Strom, Lowell	Cincinnati	1955-57
			Stydahl, Joe	West Virginia	1946-52
			Sullivan, Joe	No College	1966-70
			Summerall, Pat	Arkansas	1963
			Svare, Harland	Washington St.	1962-65
			Swiacki, Bill	Columbia	1956
			Thomas, Joe	Ohio Northern	1955-56
			Torgeson, LaVern	Washington St.	1969-70
			Trafton, George	Notre Dame	1946-49
			Vermeil, Dick	San Jose St.	1969-71
			Vonis, Dick	San Jose St.	1954
			Wagstaff, Jim	Idaho St.	1973-76
			Walsh, Adam	Notre Dame	1946
			Waterfield, Bob	UCLA	1958, 60-62
			Weaver, Larry	Adams State	1971-72
			Weaver, Ralph	Newberry	1954
			Wietecha, Ray	Northwestern	1963-64

The Longest

Run from Scrimmage

Year	Player	Yards
1941	Parker Hall	60
1942	Dante Magnani	71
1944	Tom Colella	75
1945	Fred Gehrke	72
1946	Tom Harmon	84
1947	Kenny Washington	92
1948	Kenny Washington	31
1949	Fred Gehrke	53
1950	Dick Hoerner	64
1951	Dan Towler	79
1952	Woodley Lewis	51
1953	Dan Towler	59
1954	Tank Younger	75
1955	Ron Waller	55
1956	Ron Waller	46
	Tom Wilson	46
1957	Ron Waller	76
1958	Tom Wilson	82
1959	Jon Arnett	80
1960	Joe Marconi	75
1961	Dick Bass	73
1962	Dick Bass	57
1963	Dick Bass	51
1964	Les Josephson	75
1965	Dick Bass	49
1966	Dick Bass	50
1967	Willie Ellison	42
1968	Willie Ellison	52
1969	Larry Smith	46
1970	Willie Ellison	24
1971	Willie Ellison	80
1972	Larry Smith	68
1973	Jim Bertelsen	49
1974	Lawrence McCutcheon	23
1975	Lawrence McCutcheon	43
1976	Lawrence McCutcheon	40

1941	Parker Hall	67	1948	Fred Gehrke	68
1942	Parker Hall	67	1949	Elroy Hirsch	32
1944	Albie Reisz	66	1950	Vic Vasicek	52
1945	Bob Waterfield	68	1951	Norb Hecker	35
1946	Bob Waterfield	65	1952	Herb Rich	97
1947	Bob Waterfield	86	1953	Herb Rich	53
1948	Bob Waterfield	88	1954	Jack Dwyer	76
1949	Bob Waterfield	61	1955	Corky Taylor	55
1950	Bob Waterfield	61	1956	Will Sherman	95
1951	Norm Van Brocklin	62	1957	Will Sherman	51
1952	Norm Van Brocklin	66	1958	Will Sherman	70
1953	Norm Van Brocklin	57	1959	Ed Meador	3
1954	Norm Van Brocklin	61	1960	Charlie Britt	73
1955	Norm Van Brocklin	61	1961	Ed Meador	34
1956	Norm Van Brocklin	72	1962	Lindon Crow	65
1957	Norm Van Brocklin	71	1963	Charlie Britt	45
1958	Del Shofner	62	1964	Bobby Smith	97
1959	Del Shofner	66	1965	Frank Molden	59
1960	Del Shofner	63	1966	Irv Cross	60
1961	Danny Villanueva	53	1967	Jack Pardee	40
1962	Danny Villanueva	65	1968	Jack Pardee	46
1963	Danny Villanueva	68	1969	Clarence Williams	40
1964	Danny Villanueva	58	1970	Clarence Williams	65
1965	Jon Kilgore	56	1971	Kermit Alexander	82
1966	Jon Kilgore	58	1972	Jim Nettles	43
1967	Jon Kilgore	68	1973	Jack Reynolds	49
1968	Pat Studstill	58		Isiah Robertson	49
1969	Pat Studstill	60	1974	Dave Elmendorf	57
1970	Pat Studstill	53	1975	Isiah Robertson	76
1971	Pat Studstill	60	1976	Monte Jackson	46
1972	Dave Chapple	70			
1973	Dave Chapple	65			
1974	Mike Burke	51			
	Dave Chapple	51			
1975	Duane Carrell	57			
1976	Rusty Jackson	61			

Pass Play

Year	Player	Yards
1941	Goodnight to Magnani	61
1942	Jacobs to Magnani	67
1944	Reisz to Hamilton	70
1945	Waterfield to Benton	84
1946	Waterfield to Hickey	60
1947	Waterfield to Hubbell	45
1948	Waterfield to Shaw	80
1949	Waterfield to Shaw	71
1950	Waterfield to Boyd	72

Intercepted Pass Return

Punt

Year	Player	Yards
1939	Parker Hall	80
1940	Parker Hall	75

Year	Player	Yards
1944	Harvey Jones	32
1945	Albie Reisz	55
1946	Fred Gehrke	41
1947	Tom Harmon	36

1951	Waterfield to Hirsch	91	1961	Dick Bass	90	1968	Bruce Gossett	37
1952	Van Brocklin to Hirsch	84	1962	Dick Bass	48	1969	Bruce Gossett	44
1953	Van Brocklin to Boyd	70	1963	Carver Shannon	29	1970	David Ray	46
	Van Brocklin to Hirsch	70	1964	Carver Shannon	22	1971	David Ray	49
1954	Van Brocklin to Quinlan	80	1965	Jim Stiger	22	1972	David Ray	48
	Van Brocklin to Boyd	80	1966	Jim Stiger	49	1973	David Ray	48
1955	Van Brocklin to Boyd	74	1967	Irv Cross	39	1974	David Ray	46
1956	Wade to Hirsch	76	1968	Ed Meador	40	1975	Tom Dempsey	51
1957	Van Brocklin to Clarke	70	1969	Alvin Haymond	52	1976	Tom Dempsey	49
1958	Wade to Phillips	93	1970	Kermit Alexander	49			
1959	Wade to Shofner	72	1971	Alvin Haymond	28			
1960	Wade to Dale	63	1972	Jim Bertelsen	60			
1961	Ryan to Matson	96	1973	Jim Bertelsen	34			
1962	Bratkowski to Dale	80	1974	Cullen Bryant	23			
1963	Gabriel to Wilson	77		Rob Scribner	23			
1964	Munson to Pope	95	1975	Cullen Bryant	40			
1965	Gabriel to Snow	60	1976	Cullen Bryant	25			
1966	Gabriel to Snow	84						
1967	Gabriel to Snow	80						
1968	Gabriel to Tucker	60						
1969	Gabriel to Tucker	93						
1970	Gabriel to Snow	71						
1971	Gabriel to Snow	68						
1972	Gabriel to Snow	57						
1973	Hadl to Jackson	69						
1974	Harris to McCutcheon	50						
1975	Harris to Jackson	54						
1976	Harris to Scales	80						

Field Goal

Year	Player	Yards
1937	Bob Snyder	30
1938	Nelson Peterson	18
1939	Corby Davis	27
1940	Chet Adams	29
1941	Chet Adams	40
1942	Chet Adams	46
1944	Lou Zontini	39
1945	Bob Waterfield	28
1946	Bob Waterfield	39
1947	Bob Waterfield	45
1948	Bob Waterfield	47
1949	Bob Waterfield	46
1950	Bob Waterfield	42
1951	Bob Waterfield	47
1952	Bob Waterfield	45
1953	Ben Agajanian	47
1954	Les Richter	35
1955	Les Richter	41
1956	Bud McFadin	45
1957	Paige Cothren	44
1958	Paige Cothren	43
1959	Lou Michaels	40
1960	Lou Michaels	51
1961	Danny Villanueva	38
1962	Danny Villanueva	51
1963	Danny Villanueva	47
1964	Bruce Gossett	44
1965	Bruce Gossett	49
1966	Bruce Gossett	48
1967	Bruce Gossett	47

Kickoff Return

Year	Player	Yards
1942	Dante Magnani	37
1944	Mike Kabealo	51
1945	Fred Gehrke	30
	Don Greenwood	30
	Tom Colella	30
1946	Dante Magnani	75
1947	Tom Farmer	92
1948	Fred Gehrke	92
1949	Tom Kalmanir	57
1950	V.T. Smith	97
1951	V.T. Smith	36
1952	Skeet Quinlan	56
1953	Woodley Lewis	69
1954	Woodley Lewis	88
1955	Ron Waller	39
1956	Tom Wilson	103
1957	Jon Arnett	98
1958	Jon Arnett	32
1959	Tom Wilson	85
1960	Jon Arnett	43
1961	Jon Arnett	105
1962	Jon Arnett	50
1963	Carver Shannon	99
1964	Bobby Smith	56
1965	Bobby Smith	56
1966	Clarence Williams	81
1967	Willie Ellison	58
1968	Ron Smith	94
1969	Ron Smith	37
1970	Alvin Haymond	98
1971	Travis Williams	105
1972	Dick Gordon	53
1973	Cullen Bryant	93
1974	Cullen Bryant	84
1975	Willie McGee	46
1976	Cullen Bryant	90

Punt Return

Year	Player	Yards
1942	Parker Hall	32
1944	Tom Colella	29
1945	Fred Gehrke	49
1946	Tom Harmon	88
1947	Jack Wilson	70
1948	Fred Gehrke	48
1949	V.T. Smith	85
1950	V.T. Smith	30
1951	Tom Kalmanir	67
1952	Woodley Lewis	82
1953	Woodley Lewis	78
1954	Will Sherman	50
1955	Skeet Quinlan	55
1956	Will Sherman	76
1957	Tom Wilson	28
	Corky Taylor	28
1958	Jon Arnett	58
1959	Jon Arnett	71
1960	Jon Arnett	29

Ye Old Rams Awards

OUTSTANDING LINEMAN

1951—Jim Winkler; 1952—Andy Robustelli; 1953—Andy Robustelli; 1954—Tom Fears; 1955—Bud McFadin; 1956—Bud McFadin**; 1957—Duane Putnam; 1958—Del Shofner; 1959—Bob Fry; 1960—Jim Phillips (Off.), John LoVetere (Def.); 1961—Frank Varrichione (Off.), Lamar Lundy (Def.); 1962—Frank Varrichione (Off.), David Jones (Def.); 1963—Frank Varrichione (Off.), Jack Pardee (Def.); 1964—Marlin McKeever (Off.), David Jones (Def.); 1965—Tommy McDonald (Off.), David Jones (Def.); 1966—Charlie Cowan (Off.), David Jones (Def.); 1967—Joe Scibelli (Off.), Merlin Olsen (Def.); 1968—Joe Scibelli (Off.), Merlin Olsen (Def.); 1969—Ken Iman (Off.), Merlin Olsen (Def.); 1970—Tom Mack (Off.), Merlin Olsen (Def.); 1971—Joe Scibelli (Off.), Coy Bacon (Def.); 1972—Joe Scibelli (Off.), Coy Bacon (Def.); 1973—Joe Scibelli (Off.), Jack Youngblood (Def.); 1974—Charlie Cowan (Off.), Fred Dryer (Def.); 1975—Tom Mack (Off.), Jack Youngblood (Def.); 1976—Rich Saul (Off.), Jack Youngblood (Def.).

OUTSTANDING RECEIVER

1967—Jack Snow; 1968—Bernie Casey; 1969—Billy Truax; 1970—Jack Snow; 1971—Lance Rentzel; 1972—Jack Snow; 1973—Harold Jackson; 1974—Bob Klein; 1975—Ron Jessie; 1976—Ron Jessie

OUTSTANDING ROOKIE

1952—Bob Carey; 1953—Frank Fuller; 1954—Les Richter; 1955—Don Burroughs; 1956—Hugh Pitts; 1957—Jon Arnett; 1958—Lou Michaels; 1959—John LoVetere; 1960—Charley Britt; 1961—David Jones; 1962—Merlin Olsen; 1963—Don Chuy; 1964—Bill Munson; 1965—Jack Snow; 1966—Tom Mack; 1967—Willie Ellison; 1968—Mike Dennis; 1969—Larry Smith; 1970—Rich Saul; 1971—Isiah Robertson; 1972—Jim Bertelsen; 1973—Eddie McMillan; 1974—John Cappelletti; 1975—Monte Jackson; 1976—Pat Haden

MOST VALUABLE PLAYER

1960—Les Richter; 1961—Jim Phillips; 1962—Dick Bass; 1963—Roman Gabriel; 1964—Ed Meador; 1965—Ed Meador; 1966—Dick Bass; 1967—Roman Gabriel; 1968—David Jones; 1969—Roman Gabriel; 1970—Merlin Olsen; 1971—Roman Gabriel; 1972—Merlin Olsen; 1973—John Hadl; 1974—James Harris; 1975—Jack Youngblood; 1976—Jack Youngblood.

MOST INSPIRATIONAL PLAYER

1951—Elroy Hirsch; 1952—Don Paul; 1953—Leon McLaughlin; 1954—Norm Van Brocklin; 1955—Tom Fears; 1956—Les Richter; 1957—Dick Daugherty; 1958—Bill Wade; 1959—Del Shofner (No award given after 1959).

OUTSTANDING BACK

1951—Dan Towler; 1952—Tank Younger; 1953—Skeet Quinlan; 1954—Tank Younger; 1955—Ron Waller; 1956—Tank Younger*; 1957—Tom Wilson; 1958—Jon Arnett; 1959—Jon Arnett; 1960—Jon Arnei (Off.), Ed Meador (Def.); 1961—Dick Bass (Off.), Ed Meador (Def.); 1962—Dick Bass (Off.), Marlin McKeever (Def.); 1963—Dick Bass (Off.), Ed Meador (Def.); 1964—Les Josephson (Off.), Ed Meador (Def.); 1965—Dick Bass (Off.), Ed Meador (Def.); 1966—Dick Bass (Off.), Maxie Baughan (Def.); 1967—Les Josephson (Off.), Ed Meador (Def.); 1968—Roman Gabriel (Off.), Jack Pardee (Def.); 1969—Les Josephson (Off.), Ed Meador (Def.); 1970—Les Josephson (Off.), Jack Pardee (Def.); 1971—Willie Ellison (Off.), Marlin McKeever (Def.); 1972—Willie Ellison (Off.), Marlin McKeever (Def.); 1973—Lawrence McCutcheon (Off.), Dave Elmendorf (Def.); 1974—Lawrence McCutcheon (Off.), Dave Elmendorf (Def.); 1975—Lawrence McCutcheon (Off.), Bill Simpson (Def.); 1976—Lawrence McCutcheon (Off.), Monte Jackson (Def.).

*Based on outstanding offensive player. **Based on outstanding defensive player.

Rams All-Time Leaders

TOP TEN RUSHERS

	YEARS	NO.	YDS.	AVG.	LG	TD
Dick Bass	1960-69	1218	5417	4.5	77	34
Lawrence McCutcheon.....	1973-76	950	4285	4.5	50	16
Dan Towler	1950-55	672	3493	5.2	79	44
Les Josephson	1964-67, 69-74	797	3407	4.3	75	17
Paul Younger	1949-57	682	3296	4.8	75	31
Willie Ellison	1967-72	656	2901	4.4	80	20
Jon Arnett.....	1957-63	688	2852	4.2	80	19
Jim Bertelsen	1972-76	614	2466	4.0	49	16
Tom Wilson.....	1956-61	389	2130	5.5	82	19
Dick Hoerner	1947-51	450	2010	4.5	64	28

TOP TEN PASSERS

	YEARS	ATT.	COMP.	YDS.	PCT.	TD	INT.
Roman Gabriel	1962-72	3313	1705	22,223	.515	154	112
Norm Van Brocklin	1949-57	1897	1011	16,114	.534	118	127
Bob Waterfield	1945-52	1618	814	11,893	.503	99	128
Bill Wade	1954-60	1116	602	8,572	.540	56	68
*Parker Hall.....	1939-42	721	329	4,013	.456	30	67
Bill Munson.....	1964-67	550	287	3,556	.523	22	22
James Harris	1973-76	652	361	5,220	.554	33	27
Zeke Bratkowski.....	1961-63	531	279	3,559	.525	20	35
John Hadl.....	1973-74	373	188	2,688	.504	27	17
Frank Ryan.....	1958-61	373	181	2,674	.485	15	23

*Cleveland Rams

TOP TEN SCORERS

	YEARS	TD	PAT	FG	Pts.
Bob Waterfield	1945-52	13	315	60	573
Bruce Gossett	1965-75	0	207	120	571
David Ray	1969-74	0	167	107	497
Elroy Hirsch	1949-57	55	9	0	339
Jim Benton	1946-47	45	0	0	270
Jack Snow	1965-76	45	0	0	270
Dan Towler	1950-55	44	0	0	264
Dick Bass	1960-69	42	0	0	252
Tom Fears	1948-56	39	12	1	249
Danny Villanueva	1960-64	0	111	44	243

TOP TEN RECEIVERS

	YEARS	NO.	YDS.	AVG.	LG	TD
Tom Fears	1948-56	400	5,397	13.4	80	38
Jack Snow.....	1965-75	340	6,012	17.7	84	45
Elroy Hirsch.....	1949-57	343	6,289	18.3	91	53
Jim Phillips	1958-64	316	4,708	14.9	93	27
Jim Benton.....	1946-47	275	4,566	16.6	84	42
Dick Bass	1960-69	214	1,846	8.6	53	7
Les Josephson.....	1964-67, 69-74	194	1,570	10.2	58	11
Billy Truax.....	1964-70	180	2,177	12.1	59	16
Bob Boyd	1950-57	176	3,611	20.5	80	28
Jon Arnett.....	1957-63	175	1,911	10.9	75	8

Ram Individual Records

Rushing

MOST ATTEMPTS [Career]

- 1,218 Dick Bass—1960-1969 (Ten Seasons)
- 950 Lawrence McCutcheon—1973-1976 (Four Seasons)
- 797 Les Josephson—1964-1967, 1969-1974 (Ten Seasons)

MOST ATTEMPTS [One Season]

- 291 Lawrence McCutcheon—1976
- 248 Dick Bass—1966
- 236 Lawrence McCutcheon—1974

MOST ATTEMPTS [One Game]

- 31 Ollie Matson—1959 vs. Chicago Bears (Gained 199 yards)
- 30 Dick Bass—1966 vs. Baltimore (Gained 126 yards)
- 29 Lawrence McCutcheon—1976 vs. Minnesota (Gained 110 yards)

MOST YARDS GAINED [Career]

- 5,417 Dick Bass—1960-1969 (Ten Seasons—1218 atts., 4.5 avg.)
- 4,285 Lawrence McCutcheon—1973-1976 (Four Seasons—950 atts., 4.5 avg.)
- 3,493 Dan Towler—1950-1955 (Six Seasons—672 atts., 5.2 avg.)

MOST YARDS GAINED [One Season]

- 1,168 Lawrence McCutcheon—1976 (291 atts., 4.0 avg.)
- 1,109 Lawrence McCutcheon—1974 (236 atts., 4.7 avg.)
- 1,097 Lawrence McCutcheon—1973 (210 atts., 5.2 avg.)

MOST YARDS GAINED [One Game]

- 247 Willie Ellison—1971 vs. New Orleans (26 atts., 9.5 avg.)
- 223 Tom Wilson—1956 vs. Green Bay (23 atts., 9.7 avg.)
- 205 Dan Towler—1953 vs. Baltimore (14 atts., 14.6 avg.)

LONGEST RUNS FROM SCRIMMAGE

- 92 Kenny Washington—1947 vs. Chicago Cardinals
- 84 Tom Harmon—1946 vs. Chicago Bears
- 82 Tom Wilson—1958 vs. Detroit

Forward Passing

MOST PASSES ATTEMPTED [One Game]

- 53 Jim Hardy—1948 vs. Chicago Cardinals
- 48 Roman Gabriel—1970 vs. New York Jets
- 45 Bill Munson—1965 vs. Chicago Bears

MOST PASSES ATTEMPTED [One Season]

- 407 Roman Gabriel—1970
- 399 Roman Gabriel—1969
- 397 Roman Gabriel—1966

MOST PASSES ATTEMPTED [Career]

- 3,313 Roman Gabriel—1962-1972 (Eleven Seasons)
- 1,897 Norm Van Brocklin—1949-1957 (Nine Seasons)
- 1,618 Bob Waterfield—1945-1952 (Eight Seasons)

MOST PASSES COMPLETED [One Game]

- 28 Jim Hardy—1948 vs. Chicago Cardinals (53 atts.)
- 27 Norm Van Brocklin—1951 vs. New York Yanks (41 atts.)
- 27 Roman Gabriel—1970 vs. Detroit (42 s

MOST PASSES COMPLETED [One Season]

- 217 Roman Gabriel—1966 (397 atts., .547 avg.)
- 217 Roman Gabriel—1969 (399 atts., .544 avg.)
- 211 Roman Gabriel—1970 (407 atts., .520 avg.)

MOST PASSES COMPLETED [Career]

- 1,705 Roman Gabriel—1962-1972 (Eleven Seasons)
- 1,011 Norm Van Brocklin—1949-1957 (Nine Seasons)
- 814 Bob Waterfield—1945-1952 (Eight Seasons)

MOST CONSECUTIVE PASSES COMPLETED

- 11 Norm Van Brocklin—1950 vs. Detroit (10), Baltimore (1)
- 11 Zeke Bratkowski—1963 vs. Cleveland (7), Green Bay (4)
- 11 Roman Gabriel—1971 vs. Detroit

MOST PASSES HAD INTERCEPTED [Career]

- 128 Bob Waterfield—1945-1952 (Eight Seasons)
- 127 Norm Van Brocklin—1949-1957 (Nine Seasons)
- 112 Roman Gabriel—1962-1972 (Eleven Seasons)

MOST PASSES HAD INTERCEPTED [One Season]

- 24 Bob Waterfield—1949
- 22 Bill Wade—1958
- 21 Norm Van Brocklin—1955 and 1957

MOST PASSES HAD INTERCEPTED [One Game]

- 7 Bob Waterfield—1948 vs. Green Bay
- 6 Four players (most recent—Bill Wade, 1958 vs. Green Bay)

MOST CONSECUTIVE PASSES ATTEMPTED, NONE INTERCEPTED

- 206 Roman Gabriel—1968-1969
- 114 Jim Hardy—1948
- 85 Norm Van Brocklin—1953

FEWEST PASSES HAD INTERCEPTED [One Season—100 att.]

- 2 Roman Gabriel—1962 (101 atts.)
- 4 Pat Haden—1976 (105 atts.)
- 5 Roman Gabriel—1965 (173 atts.)

LOWEST PERCENTAGE, PASSES HAD INTERCEPTED [Career—500 att.]

- 3.4 Roman Gabriel—1962-1972 (Eleven Seasons)

LOWEST PERCENTAGE, PASSES HAD INTERCEPTED [One Season—100 att.]

- 1.8 Roman Gabriel—1969 (7—399)
- 1.9 Roman Gabriel—1962 (2—101)

MOST YARDS GAINED PASSING [Career]

- 22,223 Roman Gabriel—1962-1972 (Eleven Seasons)
- 16,114 Norm Van Brocklin—1949-1957 (Nine Seasons)
- 11,893 Bob Waterfield—1945-1952 (Eight Seasons)

MOST YARDS GAINED PASSING [One Season]

- 2,875 Bill Wade—1958 (341 atts., 181 comp.)
- 2,779 Roman Gabriel—1967 (371 atts., 196 comp.)
- 2,637 Norm Van Brocklin—1954 (260 atts., 139 comp.)

MOST YARDS GAINED PASSING [One Game]

- *554 Norm Van Brocklin—1951 vs. N.Y. Yanks (41 atts., 27 comp.)
- 436 James Harris—1976 vs. Miami (29 atts., 17 comp.)
- 406 Jim Hardy—1948 vs. Chi. Cards (53 atts., 28 comp.)

MOST TOUCHDOWN PASSES [Career]

- 154 Roman Gabriel—1962-1972 (Eleven Seasons)
- 118 Norm Van Brocklin—1949-1957 (Nine Seasons)
- 99 Bob Waterfield—1945-1952 (Eight Seasons)

MOST TOUCHDOWN PASSES [One Season]

- 25 Roman Gabriel—1967
- 24 Roman Gabriel—1969
- 22 John Hadl—1973

MOST TOUCHDOWN PASSES [One Game]

- 5 Bob Waterfield—1949 vs. New York Bulldogs
- 5 Norm Van Brocklin—1950 vs. Detroit
- 5 Norm Van Brocklin—1951 vs. New York Yanks
- 5 Roman Gabriel—1954 vs. Cleveland

BEST PASSING EFFICIENCY [Career—500 att.]

- 55.4% James Harris—1973-1976 (Four Seasons—652 atts., 361 comp.)
- 54.0% Bill Wade—1954-1960 (Seven Seasons—1116 atts., 603 comp.)
- 53.4% Norm Van Brocklin—1949-1957 (Nine Seasons—1897 atts., 1011 comp.)

BEST PASSING EFFICIENCY [One Season—100 att.]

- 58.6% Bill Wade—1959 (261 atts., 153 comp.)
- 58.2% Bill Wade—1960 (182 atts., 106 comp.)
- 57.6% James Harris—1976 (158 atts., 91 comp.)

BEST PASSING EFFICIENCY [One Game—20 or more]

- 81.8% Roman Gabriel—1967 vs. Baltimore (22 atts., 18 comp.)
- 77.3% Norm Van Brocklin—1956 vs. Green Bay (22 atts., 17 comp.)
- 77.3% Roman Gabriel—1971 vs. Detroit (22 atts., 17 comp.)
- 77.3% Bill Wade—1958 vs. Cleveland (22 atts., 17 comp.)

*NFL Record

LONGEST PASSING GAIN

- 96 Frank Ryan to Ollie Matson—1961 vs. Pittsburgh
- 95 Bill Munson to Bucky Pope—1964 vs. Green Bay
- 93 Bill Wade to Jim Phillips—1958 vs. Green Bay
- 93 Roman Gabriel to Wendell Tucker—1969 vs. San Francisco

Pass Receiving

MOST PASSES CAUGHT [Career]

- 400 Tom Fears—1948-1956 (Nine Seasons)
- 343 Elroy Hirsch—1949-1957 (Nine Seasons)
- 340 Jack Snow—1965-1975 (Eleven Seasons)

MOST PASSES CAUGHT [One Season]

- 84 Tom Fears—1950
- 78 Jim Phillips—1961
- 77 Tom Fears—1949

MOST PASSES CAUGHT [One Game]

- *18 Tom Fears—1950 vs. Green Bay
- 13 Jim Phillips—1961 vs. Green Bay
- 12 Jim Benton—1946 vs. New York Giants

MOST YARDS GAINED CATCHING PASSES [Career]

- 6,289 Elroy Hirsch—1949-1957 (Nine Seasons)
- 6,012 Jack Snow—1965-1975 (Eleven Seasons)
- 5,397 Tom Fears—1948-1956 (Nine Seasons)

MOST CONSECUTIVE GAMES, PASS RECEPTIONS

- 68 Jim Phillips—1958-1963
- 51 Tom Fears—1947-1951
- 31 Jon Arnett—1958-1960

MOST YARDS GAINED CATCHING PASSES

[One Season]

- 1,495 Elroy Hirsch—1951
- 1,212 Bob Boyd—1954
- 1,116 Tom Fears—1950

MOST YARDS GAINED CATCHING PASSES [One Game]

- *303 Jim Benton—1945 vs. Detroit
- 238 Harold Jackson—1973 vs. Dallas
- 220 Ron Jessie—1976 vs. Miami

MOST TOUCHDOWN PASSES RECEIVED [Career]

- 53 Elroy Hirsch—1949-1957 (Nine Seasons)
- 45 Jack Snow—1965-1975 (Eleven Seasons)
- 42 Jim Benton—1938-1940, 1942, 1944-1947 (Eight Seasons)

MOST TOUCHDOWN PASSES RECEIVED [One Season]

- †17 Elroy Hirsch—1951
- 13 Harold Jackson—1973
- 10 Bucky Pope—1964

MOST TOUCHDOWN PASSES RECEIVED [One Game]

- 4 Bob Shaw—1949 vs. Washington
- 4 Elroy Hirsch—1951 vs. New York Yanks
- 4 Harold Jackson—1973 vs. Dallas

MOST CONSECUTIVE GAMES TOUCHDOWN PASSES RECEIVED

- †11 Elroy Hirsch—1950-51
- 5 Jack Snow—1967-68
- 5 Harold Jackson—1973

Punting

MOST PUNTS [Career]

- 356 Norm Van Brocklin—1949-1957 (Nine Seasons)
- 315 Bob Waterfield—1945-1952 (Eight Seasons)
- 298 Pat Studstill—1968-1971 (Four Seasons)

MOST PUNTS [One Season]

- 87 Danny Villanueva—1962 (45.5 avg.)
- 82 Danny Villanueva—1964 (44.1 avg.)
- 81 Pat Studstill—1968 (39.6 avg.)

MOST PUNTS [One Game]

- 12 Parker Hall—1939 vs. Green Bay (39.3 avg.)
- 12 Rusty Jackson—1976 vs. San Francisco (36.1 avg.)
- 11 Danny Villanueva—1962 vs. Dallas (50.0 avg.)
- 11 Danny Villanueva—1964 vs. Pittsburgh (40.5 avg.)

BEST PUNTING AVERAGE [One Season]

- 45.5 Danny Villanueva—1962 (87 punts)
- 45.4 Danny Villanueva—1963 (81 punts)
- 44.6 Bob Waterfield—1946 (39 punts)
- 44.6 Norm Van Brocklin—1955 (60 punts)

*NFL Record

† Ties NFL Record

BEST PUNTING AVERAGE

[One Game—4 punts or more]

- 52.5 Danny Villanueva—1962 vs. San Francisco (6 punts, 315 yards)
- 52.5 Parker Hall—1939 vs. Green Bay (6 punts, 315 yards)
- 51.6 Bob Waterfield—1946 vs. Chicago Bears (4 punts, 206 yards)
- 51.6 Jon Kilgore—1967 vs. San Francisco (5 punts, 258 yards)

LONGEST PUNT

- 88 Bob Waterfield—1948 vs. Green Bay
- 86 Bob Waterfield—1947 vs. Green Bay
- 72 Norm Van Brocklin—1956 vs. Chicago Bears

Scoring

MOST POINTS [Career]

- 573 Bob Waterfield—1945-1952 (Eight Seasons)
- 571 Bruce Gossett—1964-1969 (Six Seasons)
- 497 David Ray—1970-1974 (Five Seasons)

MOST POINTS [One Season]

- 130 David Ray—1973 (30 FG, 40 PAT)
- 121 David Ray—1970 (29 FG, 34 PAT)
- 113 Bruce Gossett—1966 (28 FG, 29 PAT)

MOST POINTS [One Game]

- 24 Elroy Hirsch—1951 vs. New York Yanks
- 24 Bob Shaw—1949 vs. Washington
- 24 Harold Jackson—1973 vs. Dallas

MOST TOUCHDOWNS [Career]

- 55 Elroy Hirsch—1949-1957 (Nine Seasons)
- 45 Jim Benton—1938-1940, 1942, 1944-1947 (Eight Seasons)
- 45 Jack Snow—1965-1975 (Eleven Seasons)

MOST TOUCHDOWNS [One Season]

- 17 Elroy Hirsch—1951
- 13 Harold Jackson—1973
- 11 Dick Hoerner—1950
- 11 Dan Towler—1954
- 11 Lawrence McCutcheon—1976

MOST TOUCHDOWNS [One Game]

- 4 Elroy Hirsch—1951 vs. New York Yanks
- 4 Bob Shaw—1949 vs. Washington
- 4 Harold Jackson—1973 vs. Dallas

Field Goals

MOST FIELD GOALS [Career]

- 120 Bruce Gossett—1964-1969 (Six Seasons)
- 110 David Ray—1970-1974 (Five Seasons)
- 60 Bob Waterfield—1945-1952 (Eight Seasons)

MOST FIELD GOALS [One Season]

- 30 David Ray—1973
- 29 David Ray—1970
- 28 Bruce Gossett—1966

MOST FIELD GOALS [One Game]

- 5 Bob Waterfield—1951 vs. Detroit
- 4 Lou Michaels—1959 vs. Baltimore
- 4 Danny Villanueva—1960 vs. Green Bay
- 4 Bruce Gossett—1965 vs. Green Bay, 1966 vs. Atlanta, 1966 vs. Minnesota, 1967 vs. Philadelphia
- 4 David Ray—1970 vs. Buffalo, 1972 vs. San Francisco, 1973 vs. San Francisco, 1973 vs. Chicago

LONGEST FIELD GOAL

- 51 Danny Villanueva—1962 vs. Dallas
- 51 Lou Michaels—1960 vs. Baltimore
- 51 Tom Dempsey—1975 vs. San Francisco
- 50 Lou Michaels—1960 vs. San Francisco

MOST CONSECUTIVE FIELD GOALS

- 11 Tom Dempsey—1976

Extra Points

MOST EXTRA POINTS [Career]

- 315 Bob Waterfield—1945-1952 (Eight Seasons)
- 211 Bruce Gossett—1964-1969 (Six Seasons)
- 167 David Ray—1970-1974 (Five Seasons)

MOST EXTRA POINTS [One Season]

- 54 Bob Waterfield—1950
- 48 Bruce Gossett—1967
- 44 Bob Waterfield—1952

MOST EXTRA POINTS [One Game]

- 9 Bob Waterfield—1950 vs. Baltimore
- 8 Paige Cothren—1958 vs. San Francisco
- 7 Bob Waterfield—1948 vs. New York Giants
- 7 Bruce Gossett—1966 vs. New York Giants

Interceptions**MOST INTERCEPTIONS BY [Career]**

- 46 Ed Meador—1959-1970 (Twelve Seasons)
- 28 Clarence Williams—1965-1970 (Six Seasons)
- 28 Will Sherman—1954-1960 (Seven Seasons)

MOST INTERCEPTIONS BY [One Season]

- *14 Dick (Night Train) Lane—1952
- 12 Woodley Lewis—1950
- 11 Will Sherman—1955

MOST INTERCEPTIONS BY [One Game]

- 3 By 13 Players (Most Recent—Monte Jackson vs. Chicago, 1976)

MOST CONSECUTIVE GAMES,**PASSES INTERCEPTED BY**

- 6 Will Sherman—1954-1955
- 5 Dick (Night Train) Lane—1952
- 3 Dick (Night Train) Lane—1952
- 3 Charlie Stukes—1974
- 3 Rod Perry—1976

LONGEST INTERCEPTED PASS RETURN

- 97 Herb Rich—1952 vs. Dallas Texans
- 97 Bobby Smith—1964 vs. San Francisco
- 95 Will Sherman—1956 vs. Green Bay

Punt Returns**MOST PUNT RETURNS [Career]**

- 110 Alvin Haymond—1969-1971 (Three Seasons)
- 106 Woodley Lewis—1950-1955 (Six Seasons)
- 75 V.T. Smith—1949-1953 (Five Seasons)
- 75 Jon Arnett—1957-1963 (Seven Seasons)

MOST PUNT RETURNS [One Season]

- 53 Alvin Haymond—1970
- 35 Woodley Lewis—1953
- 33 Jim Stiger—1966
- 33 Alvin Haymond—1969

MOST PUNT RETURNS [One Game]

- 7 Cullen Bryant—1976 vs. New Orleans
- 7 Alvin Haymond—1970 vs. Atlanta
- 6 Cullen Bryant—1976 vs. Atlanta

HIGHEST AVERAGE PUNT RETURN**[Career—75 att.]**

- 10.9 V.T. Smith (75) 1949-1953 (Five Seasons)
- 9.1 Jon Arnett (75) 1957-1963 (Seven Seasons)
- 8.7 Woodley Lewis (106) 1950-1955 (Six Seasons)
- 8.5 Alvin Haymond (110) 1969-1971 (Three Seasons)

HIGHEST AVERAGE PUNT RETURN**[One Season—14 att.]**

- 18.5 Woodley Lewis—1952
- 15.8 V.T. Smith—1949
- 15.6 Les Horvath—1948

LONGEST PUNT RETURN

- 90 Dick Bass—1961 vs. Green Bay
- 88 Tom Harmon—1947 vs. Detroit
- 85 V.T. Smith—1949 vs. Green Bay

Kickoff Returns**MOST KICKOFF RETURNS [Career]**

- 109 Woodley Lewis—1950-1955 (Six Seasons)
- 104 Jon Arnett—1957-1963 (Seven Seasons)
- 64 Cullen Bryant—1973-1976 (Four Seasons)

MOST KICKOFF RETURNS [One Season]

- 35 Alvin Haymond—1970
- 34 Woodley Lewis—1954
- 32 Woodley Lewis—1953

MOST YARDS, KICKOFF RETURNS**[Career]**

- 2,603 Woodley Lewis—1950-1955 (Six Seasons)
- 2,590 Jon Arnett—1957-1962 (Six Seasons)
- 1,725 Cullen Bryant—1973-1976 (Four Seasons)

*NFL Record

MOST YARDS, KICKOFF RETURNS**[One Season]**

- 1,022 Alvin Haymond—1970
- 836 Woodley Lewis—1954
- 830 Woodley Lewis—1953

MOST KICKOFF RETURNS [One Game]

- 6 Carver Shannon—1963 vs. Chicago
- 6 Carver Shannon—1964 vs. Detroit
- 6 Woodley Lewis—1953 vs. Green Bay

MOST YARDS, KICKOFF RETURNS**[One Game]**

- 202 Carver Shannon—1963 vs. Chicago
- 182 Alvin Haymond—1970 vs. St. Louis
- 174 Woodley Lewis—1953 vs. Detroit

MOST KICKOFF RETURNS FOR**TOUCHDOWNS [Career]**

- 3 V.T. Smith—1949-1953 (Five Seasons)
- 3 Cullen Bryant—1973-1976 (Four Seasons)
- 2 Jon Arnett—1957-1962 (Six Seasons)

MOST KICKOFF RETURNS FOR**TOUCHDOWNS [One Season]**

- 3 V.T. Smith—1950

HIGHEST AVERAGE KICKOFF RETURN**[One Season—14 att.]**

- 33.7 V.T. Smith—1950
- 31.8 Tom Wilson—1957
- 30.3 Dick Bass—1961

LONGEST KICKOFF RETURN

- 105 Jon Arnett—1961 vs. Detroit
- 105 Travis Williams—1971 vs. New Orleans
- 103 Tom Wilson—1956 vs. Baltimore

Field Goal Returns**LONGEST FIELD GOAL RETURN**

- 99 Jerry Williams—1951 vs. Green Bay

Safeties**MOST SAFETIES [Career]**

- 2 Fred Dryer—1972-1976 (Five Seasons)

MOST SAFETIES [One Season]

- †2 Fred Dryer—1973

MOST SAFETIES [One Game]

- *2 Fred Dryer—1973 vs. Green Bay

Combined Yardage

(Includes Rushes, Pass Receptions and Runbacks of Pass Interceptions, Punts, Kickoffs and Fumbles)

MOST COMBINED YARDAGE [Career]

- 9,213 Dick Bass—1960-1969 (Ten Seasons)
- 8,076 Jon Arnett—1957-1963 (Seven Seasons)
- 6,707 Elroy Hirsch—1949-1957 (Nine Seasons)

Length of Service**MOST YEARS ACTIVE PLAYER****WITH RAMS**

- 15 Charlie Cowan—1961-1975
- 15 Joe Scibelli—1961-1975
- 15 Merlin Olsen—1962-1976
- 13 Lamar Lundy—1957-1969
- 13 Jack Pardee—1957-1964, 1966-1970
- 12 Ed Meador—1959-1971

MOST GAMES PLAYED WITH RAMS

- 208 Merlin Olsen—1962-1976
- 206 Charlie Cowan—1961-1975
- 202 Joe Scibelli—1961-1975
- 169 Jack Pardee—1957-1964, 1966-1970
- 162 Ed Meador—1959-1970
- 154 Tom Mack—1966-1976
- 152 Lamar Lundy—1957-1969
- 150 Jack Snow—1965-1975

MOST CONSECUTIVE GAMES PLAYED**WITH RAMS**

- 198 Merlin Olsen—1962-1976
- 159 Ed Meador—1959-1970
- 154 Tom Mack—1966-1976
- 143 David Jones—1961-1971
- 142 Jack Snow—1965-1975
- 140 Ken Iman—1965-1974

*NFL Record

†Ties NFL Record

Ram Team Records

Victories

MOST CONSECUTIVE VICTORIES

[Regular Season]

- 14 1967-68
- 9 1948-49, 1952-53
- 8 1967

MOST VICTORIES [Regular Season]

- 12 1973, 1975
- 11 1967, 1969
- 10 1968, 1974, 1976

MOST CONSECUTIVE VICTORIES

[One Season Incl. Post Season Games]

- 11 1969
- 8 1952, 1967
- 7 1975

MOST CONSECUTIVE VICTORIES

[One Season]

- 11 1969
- 8 1952, 1967
- 6 1949, 1950, 1968, 1973, 1975

Rushing

MOST YARDS GAINED RUSHING

[One Season]

- 2,925 1973
- 2,528 1976
- 2,371 1975
- 2,210 1951 (12-game record)

FEWEST YARDS GAINED RUSHING

[One Season]

- 798 1938
- 875 1942
- 930 1937

MOST YARDS GAINED RUSHING

[One Game]

- 371 1951 vs. New York Yankees
- 340 1973 vs. New Orleans
- 324 1958 vs. Green Bay

FEWEST YARDS ALLOWED RUSHING

[One Season]

- 1,119 1967
- 1,302 1966, 1974
- 1,305 1968

MOST YARDS ALLOWED RUSHING

[One Season]

- 2,440 1961
- 2,206 1951
- 2,092 1962

FEWEST YARDS ALLOWED RUSHING

[One Game]

- 19 1974 vs. Atlanta
- 19 1954 vs. Baltimore
- 21 1959 vs. Chicago Bears
- 22 1965 vs. Green Bay

MOST RUSHING ATTEMPTS

[One Season]

- *659 1973

Passing

MOST YARDS GAINED PASSING

[One Season]

- 3,709 1950
- 3,047 1954
- 2,396 1951

MOST PASSES COMPLETED

[One Game]

- 32 1950 vs. Green Bay
- 28 1948 vs. Chicago Cardinals
- 27 Three times (Most Recent—1970 vs. Detroit)

FEWEST YARDS ALLOWED PASSING

[One Game]

- 1 1974 vs. Green Bay
- 0 1949 vs. Pittsburgh
- 4 1973 vs. Atlanta
- 9 1953 vs. Baltimore

FEWEST YARDS GAINED PASSING

[One Season]

- 839 1937
- 1,261 1944
- 1,352 1941

FEWEST YARDS ALLOWED PASSING

[One Season]

- 1,681 1973
- 1,813 1968
- 1,822 1953, 1957

*NFL Record

MOST YARDS GAINED PASSING**[One Game]**

- *554 1951 vs. New York Yankees
- 434 1954 vs. Green Bay
- 427 1950 vs. Detroit

MOST YARDS ALLOWED PASSING**[One Season]**

- 2,889 1962
- 2,753 1963
- 2,694 1964

MOST TIMES OPPONENT PASSER**TACKLED [One Season]**

- 53 1970
- 51 1968
- 50 1969

FEWEST TIMES OWN PASSER TACKLED**[One Season]**

- 16 1972
- 17 1969, 1973
- 21 1974

MOST PASSES ATTEMPTED**[One Season]**

- 453 1950
- 450 1966
- 445 1965

MOST PASSES ATTEMPTED**[One Game]**

- 55 1950 vs. Philadelphia
- 54 1948 vs. Chicago Cardinals
- 48 1949 vs. Chicago Bears, 1970 vs. New York Jets

MOST PASSES COMPLETED**[One Season]**

- 253 1950
- 249 1966
- 230 1965

MOST PASSES HAD INTERCEPTED**[One Season]**

- 35 1941
- 31 1938, 1952
- 28 1947, 1956

MOST PASSES HAD INTERCEPTED**[One Game]**

- 7 many times

*NFL Record

FEWEST PASSES HAD INTERCEPTED**[One Season]**

- 7 1969
- 11 1971
- 11 1973

FEWEST PASSES ATTEMPTED**[One Season]**

- 168 1937
- 181 1975
- 199 1945

FEWEST PASSES ATTEMPTED**[One Game]**

- 4 1937 vs. Detroit
- 8 1976 vs. San Francisco
- 10 1973 vs. Kansas City

BEST PASSING PERCENTAGE**[One Season]**

- 55.8 1950
- 55.3 1966
- 55.1 1959

Total Yards**MOST YARDS GAINED [One Season]**

- 5,506 1951
- 5,420 1950
- 5,242 1967

FEWEST YARDS GAINED [One Season]

- 1,794 1937
- 2,253 1938
- 2,286 1941

MOST YARDS GAINED [One Game]

- *735 1951 vs. New York Yankees
- 636 1950 vs. New York Yankees
- 611 1956 vs. Green Bay

FEWEST YARDS ALLOWED**[One Season]**

- 2,951 1973
- 3,118 1968
- 3,322 1975

MOST YARDS ALLOWED [One Season]

- 4,981 1962
- 4,813 1961
- 4,595 1964

FEWEST YARDS ALLOWED [One Game]

- 63 1973 vs. Green Bay
- 70 1973 vs. Atlanta, 1953 vs. Baltimore
- 81 1976 vs. Atlanta

FEWEST YARDS GAINED [One Game]

- 58 1942 vs. Chicago Bears
- 88 1963 vs. Chicago Bears
- 96 1969 vs. Detroit

First Downs**MOST FIRST DOWNS RUSHING**

- [One Season]
- *177 1973
- 143 1976
- 134 1975

MOST FIRST DOWNS PASSING

- [One Season]
- 153 1965
- 142 1950
- 133 1966, 1967

MOST FIRST DOWNS PENALTIES

- [One Season]
- 28 1951
- 26 1964
- 24 1950

MOST TOTAL FIRST DOWNS

- [One Season]
- 294 1973
- 278 1950
- 273 1975

MOST TOTAL FIRST DOWNS

- [One Game]
- *38 1966 vs. New York Giants
- 34 1951 vs. New York Yankees
- 33 1956 vs. Green Bay

FEWEST FIRST DOWNS [One Season]

- 88 1937
- 103 1942
- 104 1944

FEWEST FIRST DOWNS [One Game]

- 2 1937 vs. Washington
- 4 1969 vs. Detroit
- 5 1970 vs. Minnesota

FEWEST FIRST DOWNS ALLOWED

- [One Game]
- 2 1973 vs. Atlanta
- 6 1968 vs. Cleveland, 1965 vs. Cleveland, 1973 vs. Chicago, 1973 vs. Green Bay

FEWEST FIRST DOWNS ALLOWED

- [One Season]
- 135 1946
- 173 1973
- 186 1974

MOST FIRST DOWNS RUSHING

- [One Game]
- 21 1973 vs. New Orleans
- 19 1976 vs. Atlanta
- 18 1956 vs. Green Bay
- 17 Five times (Most Recent, 1961 vs. Minnesota)

FEWEST FIRST DOWNS ALLOWED

- RUSHING [One Season]
- 63 1946
- 64 1966, 1970
- 66 1968, 1974

MOST FIRST DOWNS PASSING

- [One Game]
- 21 1951 vs. New York Yanks, 1952 vs. Pittsburgh
- 20 1966 vs. New York Giants

FEWEST FIRST DOWNS RUSHING

- [One Game]
- 0 1964 vs. San Francisco, 1970 vs. New York Jets
- 1 Four times (Most Recent, 1968 vs. Detroit)

FEWEST FIRST DOWNS PASSING

- [One Game]
- 0 1971 vs. San Francisco
- 1 1952 vs. Dallas, 1962 vs. Detroit, 1976 vs. San Francisco

FEWEST FIRST DOWNS RUSHING

- ALLOWED [One Game]
- 0 1966 vs. Baltimore, 1974 vs. Atlanta
- 1 Five times (Most Recent, 1973 vs. New York Giants)

FEWEST FIRST DOWNS PASSING

- ALLOWED [One Season]
- 53 1946
- 84 1951
- 87 1973

*NFL Record

**FEWEST FIRST DOWNS PASSING
ALLOWED [One Game]**

- 0 1949 vs. Pittsburgh, 1973 vs. Atlanta
- 1 1953 vs. Green Bay

Scoring**MOST POINTS [One Season]**

- 466 1950
- 398 1967
- 392 1966

MOST POINTS [One Game]

- 70 1950 (Rams 70, Baltimore 27)
- 65 1950 (Rams 65, Detroit 24)
- 59 1976 (Rams 59, Atlanta 0)

MOST POINTS [One Quarter]

- 41 1950 vs. Detroit (3rd quarter)
- 28 1951 vs. Chicago Cardinals (3rd quarter)
- 28 1952 vs. Chicago Bears (4th quarter)

FEWEST POINTS [One Game]

- 0 Fifteen Games

FEWEST POINTS [One Season]

- 75 1937
- 116 1941
- 131 1938

FEWEST POINTS ALLOWED**[One Season]**

- 135 1975
- 136 1945
- 164 1939

MOST POINTS ALLOWED**[One Season]**

- 353 1950
- 350 1963
- 339 1964

MOST TOUCHDOWNS [One Season]

- 64 1950
- 51 1951
- 48 1949, 1953, 1967

MOST TOUCHDOWNS [One Game]

- *10 1950 vs. Baltimore
- 8 Four times (Most Recent—1976 vs. Atlanta)

FEWEST TOUCHDOWNS [One Season]

- 10 1937
- 16 1941
- 18 1938

*NFL Record

**MOST TOUCHDOWNS RUSHING
[One Season]**

- 33 1950
- 29 1953
- 28 1952

**MOST TOUCHDOWNS RUSHING
[One Game]**

- 7 1976 vs. Atlanta
- 6 1949 vs. Green Bay, 1951 vs. New York Yanks

**MOST TOUCHDOWNS PASSING
[One Season]**

- 31 1950
- 28 1948, 1967
- 26 1951

**MOST TOUCHDOWNS PASSING
[One Game]**

- 6 1949 vs. New York Bulldogs, 1949 vs. Washington, 1950 vs. Detroit

**MOST POINTS AFTER TOUCHDOWNS
[One Season]**

- 59 1950
- 48 1949, 1953, 1967
- 47 1951

**MOST POINTS AFTER TOUCHDOWNS
[One Game]**

- 10 1950 vs. Baltimore
- 8 1958 vs. San Francisco
- 7 1948 vs. New York Giants, 1966 vs. New York Giants

MOST FIELD GOALS [One Season]

- 30 1973
- 29 1970
- 28 1966

**MOST FIELD GOALS ATTEMPTED
[One Season]**

- 149 1966
- 47 1973
- 45 1970

MOST FIELD GOALS [One Game]

- 5 1951 vs. Detroit
- 4 Nine times (Most Recent—1973 vs. Chicago)

Fumbles**MOST FUMBLES [One Season]**

- 40 1964, 1965
- 34 1958, 1959
- 33 1947

†Ties NFL Record

FEWEST FUMBLES [One Season]

17 1960
 20 1942
 21 1961, 1968, 1973

FEWEST FUMBLES [One Game]

0 Many Games

MOST FUMBLES [One Game]

8 1965 vs. Detroit
 7 Seven times (Most Recent—1970 vs. Minnesota)

MOST OPPONENTS FUMBLES**RECOVERED [One Season]**

24 1947, 1948
 20 1966
 19 1949, 1967, 1968

MOST OPPONENTS FUMBLES**RECOVERED [One Game]**

5 1938 vs. Chicago Cardinals
 5 1954 vs. Detroit
 5 1966 vs. Green Bay

Punting**MOST PUNTS [One Season]**

87 1962
 82 1964
 81 1963, 1968

MOST PUNTS [One Game]

12 1938 vs. Chicago Bears
 12 1939 vs. Green Bay
 12 1940 vs. New York Giants
 12 1976 vs. San Francisco

BEST PUNTING AVERAGE [One Season]

45.5 1962
 44.6 1955
 44.4 1946, 1949

BEST PUNTING AVERAGE**[One Game—4 punts or more]**

52.5 1939 vs. Green Bay
 52.5 1962 vs. San Francisco
 51.6 1946 vs. Chicago Bears
 51.6 1967 vs. San Francisco

Interceptions**MOST INTERCEPTIONS [One Season]**

38 1952
 32 1967
 32 1976

MOST INTERCEPTIONS [One Game]

7 1964 vs. San Francisco
 7 1949 vs. Chicago Bears
 6 1950 vs. New York Yankees
 6 1952 vs. Dallas

MOST YARDS RETURNING INTERCEPTIONS [One Season]

712 1952
 512 1950
 490 1958

MOST YARDS RETURNING INTERCEPTIONS [One Game]

*314 1964 vs. San Francisco
 129 1953 vs. Detroit
 128 1974 vs. Atlanta

Punt Returns**MOST PUNT RETURNS [One Season]**

62 1970
 58 1969
 55 1953, 1975

FEWEST PUNT RETURNS [One Season]

14 1961
 25 1960
 27 1962

MOST PUNT RETURNS [One Game]

8 1966 vs. Baltimore, 1970 vs. Atlanta
 7 Eleven Times (Most Recent, 1976 vs. Atlanta)

FEWEST YARDS PUNT RETURNS [One Season]

129 1960
 181 1964
 184 1961

MOST YARDS PUNT RETURNS**[One Game]**

140 1947 vs. New York Giants
 122 1953 vs. Detroit, 1973 vs. New Orleans

HIGHEST AVERAGE PUNT RETURNS**[One Season]**

14.5 1947
 13.9 1952
 13.1 1961

*NFL Record

LOWEST AVERAGE PUNT RETURNS

[One Season]
 4.6 1954
 4.9 1971
 5.2 1960

MOST TOUCHDOWNS PUNT RETURNS

[One Season]
 2 1947, 1949, 1952

FEWEST OPPONENTS PUNT RETURNS

[One Season]
 22 1972
 24 1952, 1973
 25 1965

MOST OPPONENTS PUNT RETURNS

[One Season]
 60 1963
 55 1962
 49 1966

FEWEST YARDS ALLOWED PUNT RETURNS [One Season]

55 1972
 143 1958
 176 1965

MOST YARDS ALLOWED PUNT RETURNS [One Season]

689 1963
 567 1962
 452 1971, 1974

LOWEST AVERAGE ALLOWED PUNT RETURNS [One Season]

2.5 1972
 4.6 1958
 5.0 1969

HIGHEST AVERAGE ALLOWED PUNT RETURNS [One Season]

14.1 1950
 13.9 1948
 12.9 1946

MOST TOUCHDOWNS ALLOWED PUNT RETURNS [One Season]

3 1951
 1 1948, 1962, 1965, 1968, 1974

Kickoff Returns**MOST KICKOFF RETURNS [One Season]**

70 1963
 60 1962
 56 1950, 1954, 1961, 1964, 1972

FEWEST KICKOFF RETURNS

[One Season]
 34 1947, 1975
 36 1973
 37 1949

MOST KICKOFF RETURNS [One Game]

8 1950 vs. Philadelphia, 1962 vs. Green Bay, 1963 vs. Chicago
 7 Eleven Times (Most Recent—1976 vs. St. Louis)

MOST YARDS KICKOFF RETURNS

[One Season]
 1,651 1963
 1,463 1961
 1,424 1950

FEWEST YARDS KICKOFF RETURNS

[One Season]
 690 1949
 724 1947
 764 1975

MOST YARDS KICKOFF RETURNS

[One Game]
 254 1963 vs. Chicago
 239 1976 vs. St. Louis
 215 1959 vs. Green Bay

HIGHEST AVERAGE KICKOFF RETURNS

[One Season]
 26.3 1970
 26.2 1952
 26.1 1961

LOWEST AVERAGE KICKOFF RETURNS

[One Season]
 18.6 1949
 18.8 1951
 19.4 1958

MOST TOUCHDOWNS KICKOFF RETURNS [One Season]

3 1950

FEWEST OPPONENTS KICKOFF RETURNS [One Season]

35 1955
 44 1947, 1963
 46 1954

MOST OPPONENTS KICKOFF RETURNS

[One Season]
 72 1959
 71 1970
 70 1976

FEWEST YARDS ALLOWED KICKOFF**RETURNS [One Season]**

703 1955

889 1947

981 1959

MOST YARDS ALLOWED KICKOFF**RETURNS [One Season]**

1,600 1953

1,544 1964

1,478 1951

LOWEST AVERAGE ALLOWED KICKOFF**RETURNS [One Season]**

11.3 1974

13.6 1959

19.8 1976

HIGHEST AVERAGE ALLOWED KICKOFF**RETURNS [One Season]**

29.4 1950

27.4 1951

27.1 1953

MOST TOUCHDOWNS ALLOWED**KICKOFF RETURNS [One Season]**

2 1950, 1964, 1967

Penalties**MOST PENALTIES [One Season]**

110 1950

100 1952

98 1949

MOST YARDS PENALIZED [One Season]

1,038 1950

994 1969

959 1970

FEWEST PENALTIES [One Season]

29 1941

45 1942

51 1959

FEWEST YARDS PENALIZED**[One Season]**

195 1938

220 1939

228 1937

1976 Season Review

**RAMS 30, Atlanta 14
September 12, at Atlanta**

Rams 0 6 7 17-30

Atlanta 0 7 0 7-14

Atlanta—Bartkowski, 1 run (Mike-Mayer kick)

Rams—H. Jackson, 19 pass from Jaworski (kick wide left)

Rams—Jaworski, 1 run (Dempsey kick)

Rams—Jessie, 47 pass from Haden (Dempsey kick)

Rams—FG Dempsey 25

Atlanta—Bean, 50 pass from Bartkowski (Mike-Mayer kick)

Rams—M. Jackson, 46 interception return (Dempsey kick)

TEAM STATISTICS

	Rams	Atlanta
First Downs	17	12
Rushing Yardage	232	62
Passing Yardage	137	148
Passes	16-8-1	33-16-3
Punts	7-43.9	9-47.6
Yards Penalized	7-59	7-70

Attendance: 53,607

INDIVIDUAL STATISTICS**Rushing**

Rams—McCutcheon, 26 for 115 yds.; Cappelletti, 22 for 102; Jaworski, 2 for 15, ITD; Haden, 1 for 0.

Atlanta—Stanback, 5 for 29 yds.; Hampton, 11 for 24; Bean, 2 for 11; Thompson, 1 for 4; Bartkowski, 3 for -8, ITD.

Passing

Rams—Jaworski, 7 of 15 for 90 yds., 1 PI; Haden, 1 of 1 for 47.

Atlanta—Bartkowski, 16 of 33 for 193, 3 PI.

Receiving

Rams—H. Jackson, 3 for 54 yds., 1 TD; Jessie, 2 for 71, 1 TD; McCutcheon, 2 for 15; Cappelletti, 1 for -3.

Atlanta—Thompson, 4 for 21 yds.; Bean, 3 for 61, 1 TD; Mitchell, 3 for 35; Stanback, 3 for 8; Jenkins, 2 for 55; Gilliam, 1 for 13.

MISCELLANEOUS

Jaworski broke right shoulder scoring touchdown and missed next four games. Haden's first NFL pass was a 47-yd. TD to Jessie.

RAMS 10, Minnesota 10

September 19, at Bloomington

				OT		
Rams	0	0	0	10	0—10
Minnesota	0	3	0	7	0—10
Minnesota—FG						Cox 33
Minnesota—S. White,						56 pass
						from Tarkenton (Cox kick)
Rams—FG						Dempsey 42
Rams—Bertelsen,						1 run (Dempsey
						kick)

TEAM STATISTICS

	Rams	Minn
First Downs 25	20
Rushing Yardage 261	74
Passing Yardage 133	289
Passes 22-11-2	43-27-2
Punts 5-39.2	7-32.7
Yards Penalized	.. 5-55	5-41

Attendance: 47,310

INDIVIDUAL STATISTICS

Rushing

Rams—McCutcheon, 29 for 110 yds.; Cappelletti, 28 for 128; Haden, 6 for 15; Bertelsen, 2 for 8, 1TD.

Minnesota—Foreman, 11 for 31 yds.; McClanahan, 12 for 28; S. White, 1 for -4; Tarkenton, 2 for 19.

Passing

Rams—Haden, 11 of 22 for 136 yds.; 2 PI.

Minnesota—Tarkenton, 27 of 43 for 294, 1 TD, 2 PI.

Receiving

Rams—Jessie, 4 for 57 yds.; McCutcheon, 3 for 35; H. Jackson, 2 for 29; Cappelletti, 2 for 15.

Minnesota—S. White, 9 for 139 yds., 1 TD; Foreman, 6 for 31; McClanahan, 5 for 51; Voight, 3 for 49; Rashad, 3 for 20; Lash, 1 for 4.

MISCELLANEOUS

Haden started first game for Rams. It was first overtime tie in Rams history.

RAMS 24, New York Giants 10

September 26, at Los Angeles

N.Y. Giants	..	10	0	0	0—10
Rams	0	7	3	14—24
New York—FG					Danelo 22
New York—Tucker,					44 pass from
					Morton (Danelo kick)
Rams—Cappelletti,					10 run (Dempsey
					kick)
Rams—FG					Dempsey 44
Rams—Cappelletti,					32 pass from
					Harris (Dempsey kick)
Rams—Bertelsen,					1 run (Dempsey
					kick)

TEAM STATISTICS

	New York	Rams
First Downs 20	18
Rushing Yardage 168	189
Passing Yardage 160	179
Passes 26-14-4	23-14-1
Punts 4-41.5	7-36.9
Yards Penalized	.. 3-35	7-53
Attendance:		60,698

INDIVIDUAL STATISTICS

Rushing

New York—Kotar, 19 for 108 yds.; Csonka, 12 for 32; Bell, 6 for 20; Morton, 3 for 7; White, 2 for 1.

Rams—Cappelletti, 19 for 85 yds., 1 TD; McCutcheon, 19 for 73; Bertelsen, 4 for 20, 1 TD; Harris, 2 for 11.

Passing

New York—Morton, 16 of 26 for 160 yds., 1 TD, 4 PI.

Rams—Harris, 14 of 23 for 179 yds., 1 TD, 1 PI.

Receiving

New York—Tucker, 4 for 40 yds., 1 TD; Gillette, 2 for 21; Kotar, 2 for 20; Csonka, 2 for 18; Rhodes, 1 for 23; Robinson, 1 for 21; Shirk, 1 for 14; Bell, 1 for 3.

Rams—H. Jackson, 4 for 80 yds.; Cappelletti, 4 for 48, 1 TD; McCutcheon, 3 for 14; Klein, 2 for 18; Jessie, 1 for 19.

MISCELLANEOUS

Rams unbeaten in 13 straight home openers (tied 2). Harris makes first start of season at quarterback after pre-season injury.

RAMS 31, Miami 28 October 3, at Miami

Rams 0 0 14 17—31
Miami 7 7 7 7—28

Miami—Malone, 2 run (Yeapremian kick)

Miami—Bulaich, 28 run (Yeapremian kick)

Rams—Jessie, 58 pass from Harris (Dempsey kick)

Miami—Winfrey, 1 run (Yeapremian kick)

Rams—Jessie, 43 pass from Harris (Dempsey kick)

Rams—Harris, 1 run (Dempsey kick)

Rams—McCutcheon, 9 run (Dempsey kick)

Miami—Moore, N., 47 pass from Griese (Yeapremian kick)

Rams—FG Dempsey 19

TEAM STATISTICS

	Rams	Miami
First Downs	23	21
Rushing Yardage	167	219
Passing Yardage	426	100
Passes	29-17-1	11-6-2
Punts	2-39.5	4-33.0
Yards Penalized	8-76	3-28

Attendance: 60,753

INDIVIDUAL STATISTICS

Rushing

Rams—McCutcheon, 22 for 91 yds. 1 TD; Cappelletti, 10 for 33; Harris, 6 for 29, 1 TD; Bertelsen, 3 for 14.

Miami—Malone, 19 for 111, 1 TD; Bulaich, 12 for 52, 1 TD; Griese, 4 for 31; Winfrey, 7 for 25, 1 TD.

Passing

Rams—Harris, 17 of 29 for 436 yds., 2 TD, 1 PI.

Miami—Griese, 6 of 11 for 100 yds., 1 TD, 2 PI.

Receiving

Rams—Jessie, 7 for 220 yds., 2 TD; McCutcheon, 5 for 99; H. Jackson, 4 for 99; Klein, 1 for 18.

Miami—Moore, 2 for 66 yds., 1 TD; Malone, 2 for 5; Twilley, 1 for 18; Seiple, 1 for 11.

MISCELLANEOUS

Harris' 436 yards passing was second most ever produced by a Ram quarterback, surpassed only by Norm Van Brocklin's NFL record of 554.

San Francisco 16, RAMS 0 October 11, at Los Angeles

San Francisco 0 0 16 0-16
 Rams0 0 0 0-0
 San Francisco—McGee, 36 pass
 from Plunkett (Mike-Mayer kick)
 San Francisco—Mitchell, 6 pass
 from Plunkett (Mike-Mayer kick
 failed)
 San Francisco—FG Mike-Mayer 18

TEAM STATISTICS

	San Francisco	Rams
First Downs	15	13
Rushing Yardage .	108	92
Passing Yardage .	162	104
Passes	21-11-2	27-16-0
Punts	6-42.0	6-42.0
Yards Penalized .	4-35	7-65
Attendance: 80,532		

INDIVIDUAL STATISTICS

Rushing

San Francisco—D. Williams, 17
 for 69 yds.; W. Jackson, 11 for 17;
 Domres, 1 for 8; K. Johnson, 4 for
 7; S. Jonson, 2 for -1.

Rams—McCutcheon, 16 for 72
 yds.; Cappelletti, 7 for 12; Bertel-
 sen, 4 for 8; Preece, 1 for 0.

Passing

San Francisco—Plunkett, 11 of
 21 for 183 yds., 2 TD, 2 PI.

Rams—Harris, 16 of 27 for 201
 yds.

Receiving

San Francisco—McGee, 3 for 86
 yds., 1 TD; W. Jackson, 3 for 46;
 Mitchell, 2 for 21, 1 TD; D.
 Williams, 2 for 23; Washington, 1
 for 7

Rams—McCutcheon, 8 for 85
 yds.; Cappelletti, 5 for 74; H.
 Jackson, 2 for 36; Klein, 1 for 5.

MISCELLANEOUS

First shutout ever against Rams
 in regular season game at
 Coliseum. 49ers sacked Harris 10
 times.

RAMS 20, Chicago 12

October 17, at Los Angeles

Chicago0 5 7 0-12
 Rams10 0 0 10-20
 Rams—FG Dempsey 44
 Rams—McCutcheon, 10 pass from
 Haden (Dempsey kick)
 Chicago—FG Thomas 42
 Chicago—Musso blocked R. Jack-
 son punt, Ekern recovered,
 safety.
 Chicago—Payton, 17 run (Thomas
 kick)
 Rams—McCutcheon, 18 run
 (Dempsey kick)
 Rams—FG Dempsey 37

TEAM STATISTICS

	Chicago	Rams
First Downs	14	17
Rushing Yardage .	173	185
Passing Yardage .	152	77
Passes	31-14-3	21-7-2
Punts	7-39.6	5-32.8
Yards Penalized .	13-98	5-34
Attendance: 71,751		

INDIVIDUAL STATISTICS

Rushing

Chicago—Payton, 27 for 145
 yds., 1 TD; Avellini, 2 for 12;
 Musso, 3 for 10; Harper, 8 for 9;
 Latta, 1 for -3.

Rams—McCutcheon, 26 for 96
 yds., 1 TD; Cappelletti, 18 for 73;
 H. Jackson, 1 for 15; Haden, 1 for
 1.

Passing

Chicago—Avellini, 14 of 31 for
 152 yds., 3 PI.

Rams—Haden, 2 of 3 for 18 yds.,
 1 TD; Jaworski, 6 of 19 for 109, 2 PI

Receiving

Chicago—Harper, 8 for 81 yds.;
 Scott, 3 for 50; Latta, 2 for 15;
 Rather, 1 for 6.

Rams—Jessie, 3 for 76 yds.;
 Cappelletti, 2 for 21; Klein, 1 for

15; McCutcheon, 1 for 7, 1 TD; H. Jackson, 1 for 5; Harrah, 0 for 3.

MISCELLANEOUS

Monte Jackson intercepted three passes, the 13th time in Rams history such an event had occurred.

RAMS 16, New Orleans 10 October 24, at New Orleans

Rams 0 10 0 6-16
 New Orleans . . 0 0 7 3-10
 Rams—FG Dempsey 49
 Rams—McCutcheon, 1 run (Dempsey kick)
 New Orleans—Galbreath, 28 pass from Douglass (Szaro kick)
 New Orleans—FG Szaro 22
 Rams—H. Jackson, 40 pass from Haden (Dempsey kick blocked)

TEAM STATISTICS

	Rams	New Orleans
First Downs	14	20
Rushing Yardage	122	114
Passing Yardage	57	214
Passes	15-5-2	40-24-0
Punts	8-41.3	8-38.3
Yards Penalized	6-59	8-103
Attendance: 51,984		

INDIVIDUAL STATISTICS

Rushing

Rams—McCutcheon, 24 for 74 yds., 1 TD; Phillips, 5 for 25; Cappelletti, 10 for 20; Bertelsen, 2 for 6; Haden, 1 for -3.

New Orleans—Muncie, 17 for 57 yds.; Galbreath, 9 for 40; Douglass, 2 for 15; Maxson, 3 for 2.

Passing

Rams—Jaworski, 3 of 11 for 15 yds.; Haden, 2 of 4 for 77, 1 TD.

New Orleans—Douglass, 15 of 23 for 210 yds., 1 TD; Scott, 9 of 17 for 82; Blanchard, 0 of 0.

Receiving

Rams—Jessie, 2 for 36 yds.; H. Jackson, 1 for 40; Klein, 1 for 14; Phillips, 1 for 2.

MISCELLANEOUS

Larry Brooks recorded three sacks of New Orleans quarterbacks, forced a fumble and was awarded game ball as Rams registered total of nine sacks in game.

RAMS 45, Seattle 6 October 31, at Los Angeles

Seattle 0 3 3 0-6
 Rams 24 7 0 14-45
 Rams—FG Dempsey 20
 Rams—M. Jackson, 41 pass interception return (Dempsey kick)
 Rams—McCutcheon, 6 run (Dempsey kick)
 Rams—Jessie, 15 pass from Harris (Dempsey kick)
 Seattle—FG Leyboldt 43
 Rams—H. Jackson, 20 pass from Harris (Dempsey kick)
 Seattle—FG Leyboldt 41
 Rams—Scribner, 1 run (Dempsey kick)
 Rams—Geredine, 23 pass from Haden (Dempsey kick)

TEAM STATISTICS

	Seattle	Rams
First Downs	9	25
Rushing Yardage	50	206
Passing Yardage	144	223
Passes	32-13-2	28-16-0
Punts	8-41.6	4-33.3
Yards Penalized	5-50	3-31
Attendance: 52,035		

INDIVIDUAL STATISTICS

Rushing

Seattle—Testerman, 5 for 15 yds.; R. Nelson, 5 for 11; Smith, 4 for 7; Ross, 1 for 7; Munson, 1 for 6; McKinnis, 3 for 4.

Rams—Phillips, 12 for 86 yds.; Bertelsen, 11 for 44; McCutcheon, 6 for 33; Cappelletti, 6 for 16; Bryant, 8 for 13; Haden, 1 for 12; Scribner, 1 for 1; Jessie, 1 for 1.

Passing

Seattle—Munson, 9 of 19 for 147 yds., 1 PI; Zorn, 4 of 13 for 39, 1 PI.

Rams—Harris, 14 of 25 for 208 yds., 2 TD; Haden, 2 of 3 for 26 yds.; 1 TD.

Receiving

Seattle—McCullum, 3 for 70 yds.; R. Nelson, 2 for 20; Testerman, 2 for 19; Largent, 2 for 14; McMakin, 1 for 37; McKinnis, 1 for 15; Howard, 1 for 10; Ross, 1 for 1.

MISCELLANEOUS

Ram cornerback Monte Jackson scored his second TD of the season on an interception.

Cincinnati 20, RAMS 12 November 8, at Cincinnati

Rams 3 3 0 6—12
Cincinnati 0 0 20 0—20

Rams—FG Dempsey 19

Rams—FG Dempsey 23

Cincinnati—Clark, 9 run (Bahr kick)

Cincinnati—Trumpy, 30 pass from Anderson (Bahr kick failed)

Cincinnati—Clark, 17 pass from Anderson (Bahr kick)

Rams—Jessie, 17 pass from Harris (Dempsey kick failed)

TEAM STATISTICS

	Rams	Cincinnati
First Downs	12	20
Rushing Yardage .	182	167
Passing Yardage .	160	132
Passes	22-12-2	26-11-1
Punts	6-37.7	7-39.1
Yards Penalized ..	4-57	6-55
Attendance: 52,480		

INDIVIDUAL STATISTICS

Rushing

Rams—Cappelletti, 20 for 86 yds.; McCutcheon, 20 for 76; Harris, 1 for 20.

Cincinnati—Clark, 16 for 70 yds.; Elliott, 7 for 41; Anderson, 3 for 39; Griffin, 4 for 10; Davis, 1 for 7.

Passing

Rams—Harris, 16 of 28 for 193 yds., 1 TD, 1 PI.

Cincinnati—Anderson, 11 of 26 for 132 yds., 2 TD, 1 PI.

Receiving

Rams—H. Jackson, 5 for 75 yds.; Jessie, 5 for 59, 1 TD; McCutcheon, 2 for 26; Cappelletti, 2 for 25; Klein, 2 for 8.

Cincinnati—Brooks, 3 for 44 yds.; Clark, 3 for 30, 1 TD; Elliott, 2 for 3; Trumpy, 1 for 30, 1 TD; Coslet, 1 for 13; Curtis, 1 for 12.

MISCELLANEOUS

Series between teams tied at 1-1.

St. Louis 30, RAMS 28 November 14, at Los Angeles

St. Louis 3 3 14 10—30

Rams 7 7 7 7—28

St. Louis—FG Bakken 40

Rams—McCutcheon, 4 run (Dempsey kick)

St. Louis—FG Bakken 32

Rams—H. Jackson, 65 pass from Haden (Dempsey kick)

Rams—Bryant, 90 kickoff return (Dempsey kick)

St. Louis—Metcalf, 1 run (Bakken kick)

St. Louis—Metcalf, 2 run (Bakken kick)

Rams—Haden, 5 run (Dempsey kick)

St. Louis—Cain, 25 pass from Hart (Bakken kick)

St. Louis—FG Bakken 25

TEAM STATISTICS

	St. Louis	Rams
First Downs	23	15
Rushing Yardage	93	122
Passing Yardage	324	161
Passes	33-20-2	17-10-1
Punts	2-42.5	5-35.2
Yards Penalized	6-57	5-40

Attendance: 64,698

INDIVIDUAL STATISTICS**Rushing**

St. Louis—Otis, 17 for 47 yds.; S. Jones, 6 for 33; Hart, 1 for 10; Metcalf, 11 for 3; Morris, 1 for 0.

Rams—McCutcheon, 18 for 67 yds.; Cappelletti, 8 for 26; Haden, 6 for 29.

Passing

St. Louis—Hart, 20 of 33 for 324 yds., 1 TD, 1 Pl.

Rams—Haden, 10 of 17 for 172 yds., 1 TD, 1 Pl.

Receiving

St. Louis—I. Harris, 8 for 130 yds.; Tilley, 6 for 120; Cain, 2 for 47, 1 TD; Metcalf, 2 for 16; J. Smith, 1 for 9; S. Jones, 1 for 0.

Rams—Cappelletti, 5 for 47 yds.; H. Jackson, 4 for 107, 1 TD; Jessie, 1 for 18.

MISCELLANEOUS

Rams' Cullen Bryant returned kickoff to touchdown for third time in four years.

RAMS 23, San Francisco 3**November 21, at San Francisco**

Rams	0	6	17	0-23
San Francisco	0	3	0	0-3

Rams—Jessie, 49 pass from Haden (Dempsey kick failed)

San Francisco—FG Mike-Mayer 19

Rams—FG Dempsey 42

Rams—Haden, 3 run (Dempsey kick)

Rams—M. Jackson, 41 interception return (Dempsey kick)

TEAM STATISTICS

	Rams	San Francisco
First Downs	8	7
Rushing Yardage	120	70
Passing Yardage	26	18
Passes	8-3-0	28-9-4
Punts	12-36.1	11-47.0
Yards Penalized	2-20	3-25

Attendance: 58,573

INDIVIDUAL STATISTICS**Rushing**

Rams—McCutcheon, 31 for 97 yds.; Cappelletti, 12 for 24; Haden, 4 for -1, 1 TD.

San Francisco—Jackson, 11 for 36 yds.; Plunkett, 2 for 17; Williams, 13 for 9; Domres, 1 for 6; Bull, 2 for 2.

Passing

Rams—Haden, 3 of 8 for 61 yds., 1 TD.

San Francisco—Plunkett, 6 of 18 for 35 yds., 2 Pl; Bull, 1 of 3 for 16, 1 Pl; Domres, 2 of 7 for 14, 1 Pl.

Receiving

Rams—Jessie, 1 for 49 yds., 1 TD; McCutcheon, 1 for 7; Klein, 1 for 5.

San Francisco—T. Mitchell, 3 for 30 yds.; Jackson, 2 for 31; Washington, 2 for 10; Lash, 1 for 0; Williams, 1 for -6.

MISCELLANEOUS

Win gave Rams 1½ game lead in NFC West.

RAMS 33, New Orleans 14**November 28, at Los Angeles**

New Orleans	7	0	7	0-14
Rams	6	20	0	7-33

Rams—FG Dempsey 33

New Orleans—Galbreath, 1 run (Szaro kick)

Rams—FG Dempsey 25

Rams—McCutcheon, 1 run (Dempsey kick failed)

Rams—McCutcheon, 2 pass from Haden (Dempsey kick)

Rams—Klein, 4 pass from Haden (Dempsey kick)

New Orleans—Muncie, 2 run (Szaro kick)

Rams—Haden, 7 run (Dempsey kick)

TEAM STATISTICS

	New Orleans	Rams
First Downs	18	25
Rushing Yardage	116	323
Passing Yardage	146	150
Passes	30-11-2	27-17-1
Punts	6-38.5	4-38.0
Yards Penalized	7-65	12-107

Attendance: 54,906

INDIVIDUAL STATISTICS

Rushing

New Orleans—Muncie, 15 for 109 yds., 1 TD; Galbreath, 6 for 15, 1 TD; Strachan, 1 for 0; Maxson, 1 for -8.

Rams—McCutcheon, 25 for 119 yds.; Cappelletti, 8 for 80; Phillips, 6 for 40; Bertelsen, 6 for 36; Haden, 3 for 26; Jessie, 1 for 22.

Passing

New Orleans—Douglass, 11 of 30 for 169 yds., 2 PI.

Rams—Haden, 14 of 21 for 126 yds., 2 TD, 1 PI; Jaworski, 3 of 6 for 34.

Receiving

New Orleans—Galbreath, 5 for 57 yds.; Herrmann, 3 for 72; K. Jones, 1 for 14; Thaxton, 1 for 14; Seal, 1 for 12.

Rams—H. Jackson, 4 for 67 yds.; Phillips, 3 for 21; Klein, 3 for 20, 1 TD; Jessie, 2 for 26; Cappelletti, 2 for 13; McCutcheon, 2 for 10, 1 TD; Scales, 1 for 3.

MISCELLANEOUS

McCutcheon's 119 yards marked 16th time in his career he's exceeded 100-yd. mark.

RAMS 59, Atlanta, 0

December 4, at Los Angeles

Atlanta 0 0 0 0—0

Rams 9 14 15 21—59

Rams—FG Dempsey 42

Rams—McCutcheon, 4 run (Dempsey kick blocked)

Rams—Haden, 1 run (Dempsey kick blocked)

Rams—McCutcheon, 1 run (Dempsey kick failed)

Rams—FG Dempsey 29

Rams—McCutcheon, 1 run (Dempsey kick)

Rams—Phillips, 9 run (Dempsey kick)

Rams—Harris, 4 run (Dempsey kick)

Rams—Scales, 80 pass from Harris (Dempsey kick)

Rams—Bryant, 3 run (Dempsey kick)

TEAM STATISTICS

	Atlanta	Rams
First Downs	8	30
Rushing Yardage	59	210
Passing Yardage	22	359
Passes	22-11-2	31-18-1
Punts	8-43.3	2-38.0
Yards Penalized	2-10	8-78

Attendance: 57,366

INDIVIDUAL STATISTICS

Rushing

Atlanta—Esposito, 13 for 49 yds.; Collins, 4 for 5; Stanback, 3 for 5; Bean, 1 for 0.

Rams—McCutcheon, 20 for 121 yds., 3 TD; Phillips, 6 for 38, 1 TD; Scribner, 1 for 11; Bryant, 2 for 10; Jessie, 1 for 10; Geredine, 1 for 8; Cappelletti, 5 for 5; Haden, 2 for 5; Harris, 1 for 2; Bertelsen, 2 for 0.

Passing

Atlanta—McQuilken, 7 of 13 for 55 yds., 2 PI; Hunter, 4 of 9 for 17.

Rams—Haden, 13 of 21 for 214

yds.; Harris, 4 of 9 for 130, 1 TD, 1 PI; Jaworski, 1 of 1 for 25.

Receiving

Atlanta—Esposito, 5 for 23 yds.; Stanback, 2 for 15; Bob Adams, 1 for 15; Jenkins, 1 for 11; Collins, 1 for 8; Bean, 1 for 0.

Rams—Jessie, 4 for 112 yds.; Cappelletti, 4 for 42; Scales, 2 for 102, 1 TD; Klein, 2 for 39; H. Jackson, 2 for 31; Bryant, 1 for 25; Nelson, 1 for 14; McCutcheon, 1 for 6; Bertelsen, 1 for -2.

MISCELLANEOUS

Rams clinched fourth straight NFC Western Division championship.

RAMS 20, Detroit 17 December 11, at Detroit

Rams 3 0 17 0—20
Detroit 10 7 0 0—17
Detroit—FG Ricardo 19

Rams—FG Dempsey 35

Detroit—Reed, 4 run (Ricardo kick)

Detroit—Sanders, 9 pass from Reed (Ricardo kick)

Rams—H. Jackson, 27 pass from Harris (Dempsey kick)

Rams—FG Dempsey 32

Rams—Bryant, 3 run (Dempsey kick)

TEAM STATISTICS

	Rams	Detroit
First Downs	14	11
Rushing Yardage .	117	81
Passing Yardage .	132	122
Passes	22-12-2	21-12-3
Punts	5-42.8	8-36.4
Yards Penalized ..	4-30	10-75
Attendance:	73,470	

INDIVIDUAL STATISTICS

Rushing

Rams—Bryant, 11 for 14 yds.; McCutcheon, 9 for 24; Bertelsen, 8 for 19; Phillips, 5 for 17; Harris, 2 for 14; Jessie, 1 for 4; Cappelletti, 4 for -2.

Detroit—Gaines, 14 for 53 yds.; Bussey, 10 for 14; Reed, 3 for 13; Landry, 2 for 11.

Passing

Rams—Haden, 2 of 5 for 19 yds.; Harris, 10 of 17 for 113, 1 TD, 2 PI.

Detroit—Landry, 3 of 8 for 28 yds.; Reed, 9 of 13 for 137, 1 TD, 3 PI.

Receiving

Rams—Klein, 4 for 42 yds.; Cappelletti, 3 for 20; H. Jackson, 2 for 43, 1 TD; Nelson, 2 for 18; Bertelsen, 1 for 9.

Detroit—Gaines, 4 for 17 yds.; C. Sanders, 3 for 53, 1 TD; B. Thompson, 2 for 19; Jarvis, 1 for 57; Walton, 1 for 12; Hill, 1 for 7.

MISCELLANEOUS

Harris took over at QB for Haden when latter was injured in first quarter. Rams' 20 points gave them 351 for year, best in NFC.

NFC PLAYOFFS RAMS 14, Dallas 12 December 19, at Dallas

Rams	0	7	0	7—14
Dallas	3	7	0	2—12
Dallas—FG Herrera	44			
Rams—Haden, 4 run (Dempsey kick)				
Dallas—Laidlaw, 1 run (Herrera kick)				

Rams—McCutcheon, 1 run (Dempsey kick)
 Dallas—Jensen tackled R. Jackson in end zone for safety

TEAM STATISTICS

	Rams	Dallas
First Downs	17	14
Rushing Yardage	120	85
Passing Yardage	130	126
Passes	21-10-3	37-15-3
Punts	9-28.1	6-38.6
Yards Penalized	8-94	6-34
Attendance: 62,436		

INDIVIDUAL STATISTICS

Rushing

Rams—McCutcheon, 21 for 58 yds., 1 TD; Cappelletti, 19 for 54; Haden, 8 for 16, 1 TD; R. Jackson, 1 for -8.

Dallas—P. Pearson, 13 for 43 yds.; Newhouse, 9 for 25; Staubach, 2 for 8; D. Pearson, 1 for 4; Dennison, 1 for 3; Laidlaw, 2 for 2, 1 TD.

Passing

Rams—Haden, 10 of 21 for 152 yds., 3 PI.

Dallas—Staubach, 15 of 37 for 150 yds., 3 PI.

Receiving

Rams—H. Jackson, 6 for 116 yds.; Cappelletti, 2 for 15; Klein, 1 for 12; McCutcheon, 1 for 9.

Dallas—P. Pearson, 6 for 41 yds.; D. Pearson, 3 for 38; DuPree, 3 for 34; Newhouse, 2 for 19; Johnson, 1 for 18.

MISCELLANEOUS

Victory was Rams' first playoff win away from home.

NFC CHAMPIONSHIP

Minnesota 24, RAMS 13

December 26, at Bloomington

Rams 0 0 13 0—13
 Minnesota 7 3 7 7—24
 Minnesota—Bryant, 90 run with blocked field goal (Cox kick)

Minnesota—FG Cox 25
 Minnesota—Foreman, 1 run (Cox kick)

Rams—McCutcheon, 10 run (Dempsey kick failed)

Rams—H. Jackson, 5 pass from Haden (Dempsey kick)

Minnesota—S. Johnson, 12 run (Cox kick)

TEAM STATISTICS

	Rams	Minnesota
First Downs	21	13
Rushing Yardage	193	158
Passing Yardage	143	109
Passes	22-9-2	27-12-1
Punts	7-29.4	8-35.1
Yards Penalized	3-33	4-32
Attendance: 47,191		

INDIVIDUAL STATISTICS

Rushing

Rams—McCutcheon, 26 for 128 yds., 1 TD; Cappelletti, 16 for 59; Haden, 3 for 3; Jessie, 1 for 3.

Minnesota—Foreman, 15 for 118 yds., 1 TD; Miller, 10 for 28; Johnson, 2 for 12, 1 TD; McClanahan, 1 for 2; Tarkenton, 1 for -2.

Passing

Rams—Haden, 9 of 22 for 161 yds., 1 TD, 2 PI.

Minnesota—Tarkenton, 12 of 27 for 143 yds., 1 PI.

Receiving

Rams—H. Jackson, 4 for 70 yds., 1 TD; Jessie, 2 for 60; McCutcheon, 2 for 18; Cappelletti, 1 for 13.

Minnesota—Foreman, 5 for 81 yds.; Rashad, 3 for 38; Miller, 3 for 24; Grim, 1 for 10.

1976 NFL Scores

ATLANTA (4-10)

14	*Los Angeles	30
10	Detroit	24
10	Chicago	0
13	*Philadelphia	14
0	New Orleans	30
17	*Cleveland	20
0	San Francisco	15
23	*New Orleans	20
13	Seattle	30
21	*San Francisco	16
17	*Dallas	10
14	Houston	20
0	Los Angeles	59
20	*Green Bay	24
<u>172</u>		<u>312</u>

DETROIT (6-8)

3	Chicago	10
24	*Atlanta	10
9	*Minnesota	10
14	Green Bay	24
30	*New England	10
7	Washington	20
41	Seattle	14
27	*Green Bay	6
23	Minnesota	31
16	New Orleans	17
14	*Chicago	10
27	*Buffalo	14
10	New York Giants	24
17	*Los Angeles	20
<u>262</u>		<u>220</u>

MINNESOTA (11-2-1)

40	New Orleans	9
10	*Los Angeles	100T
10	Detroit	9
17	*Pittsburgh	6
20	*Chicago	19
24	*New York Giants	7
31	Philadelphia	12
13	Chicago	14
31	*Detroit	23
27	*Seattle	21
17	Green Bay (Mil.)	10
16	San Francisco	20
20	*Green Bay	9
29	Miami	7
<u>305</u>		<u>176</u>

PHILADELPHIA (4-10)

7	Dallas	27
20	*New York Giants	7
17	*Washington	200T
14	Atlanta	13
14	St. Louis	33
13	Green Bay	28
12	*Minnesota	31
10	New York Giants	0
14	*St. Louis	17
3	Cleveland	24
7	*Oakland	26
0	Washington	24
7	*Dallas	26
27	*Seattle	10
<u>185</u>		<u>286</u>

CHICAGO (7-7)

10	*Detroit	3
19	San Francisco	12
0	*Atlanta	10
33	*Washington	7
19	Minnesota	20
12	Los Angeles	20
21	Dallas	31
14	*Minnesota	13
27	*Oakland	28
24	*Green Bay	13
10	Detroit	14
16	Green Bay	10
34	Seattle	7
14	*Denver	28
<u>253</u>		<u>216</u>

GREEN BAY (5-9)

14	*San Francisco	26
0	St. Louis	29
7	Cincinnati	28
24	*Detroit	14
27	*Seattle (Mil.)	20
28	*Philadelphia	13
14	Oakland	18
6	Detroit	27
32	*New Orleans (Mil.)	27
13	Chicago	24
10	*Minnesota (Mil.)	17
10	*Chicago	16
9	Minnesota	20
24	Atlanta	20
<u>218</u>		<u>299</u>

NEW ORLEANS (4-10)

9	*Minnesota	40
6	*Dallas	24
27	Kansas City	17
26	*Houston	31
30	*Atlanta	0
3	San Francisco	33
10	*Los Angeles	16
20	Atlanta	23
27	Green Bay (Mil.)	32
17	*Detroit	16
51	Seattle	27
14	Los Angeles	33
6	New England	27
7	*San Francisco	27
<u>253</u>		<u>346</u>

ST. LOUIS (10-4)

30	Seattle	24
29	*Green Bay	0
24	San Diego	43
27	*New York Giants	21
33	*Philadelphia	14
21	*Dallas	17
10	Washington	20
23	San Francisco	200T
17	Philadelphia	14
30	Los Angeles	28
10	*Washington	16
14	Dallas	19
24	*Baltimore	17
17	New York Giants	14
<u>309</u>		<u>267</u>

DALLAS (11-3)

27	*Philadelphia	7
24	New Orleans	6
30	*Baltimore	27
28	Seattle	13
24	New York Giants	14
17	St. Louis	21
31	*Chicago	21
20	*Washington	7
9	*New York Giants	3
17	*Buffalo	10
10	Atlanta	17
19	*St. Louis	14
26	*Philadelphia	7
14	*Washington	27
<u>296</u>		<u>194</u>

LOS ANGELES (10-3-1)

30	Atlanta	14
10	Minnesota	100T
24	*New York Giants	10
31	Miami	28
0	*San Francisco	16
20	*Chicago	12
16	New Orleans	10
45	*Seattle	6
12	Cincinnati	20
28	*St. Louis	30
23	San Francisco	3
33	*New Orleans	14
59	*Atlanta	0
20	Detroit	17
<u>351</u>		<u>190</u>

N.Y. GIANTS (3-11)

17	Washington	19
7	Philadelphia	20
10	Los Angeles	24
21	St. Louis	27
14	*Dallas	24
7	Minnesota	24
0	*Pittsburgh	27
0	*Philadelphia	10
3	Dallas	9
12	*Washington	9
13	Denver	14
28	*Seattle	16
24	*Detroit	10
14	*St. Louis	17
<u>170</u>		<u>250</u>

SAN FRANCISCO (8-6)

26	Green Bay	14
12	*Chicago	19
37	Seattle	21
17	*New York Jets	6
16	Los Angeles	0
33	*New Orleans	3
15	*Atlanta	0
20	St. Louis	230T
21	*Washington	24
16	Atlanta	21
3	*Los Angeles	23
20	*Minnesota	16
7	San Diego	130T
27	New Orleans	7
<u>270</u>		<u>190</u>

TAMPA BAY (0-14)

0	Houston	20
0	*San Diego	23
9	*Buffalo	14
17	Baltimore	42
0	Cincinnati	21
10	*Seattle	13
20	*Miami	23
19	*Kansas City	28
13	Denver	48
0	New York Jets	34
7	*Cleveland	24
16	Oakland	49
0	Pittsburgh	42
14	*New England	31
125		412

WASHINGTON (10-4)

19	*New York Giants	17
31	*Seattle	7
20	Philadelphia	17OT
7	Chicago	33
30	*Kansas City	33
20	*Detroit	7
20	*St. Louis	10
7	*Dallas	20
24	San Francisco	21
9	New York Giants	12
16	St. Louis	10
24	*Philadelphia	0
37	New York Jets	16
27	Dallas	14
291		217

BALTIMORE (11-3)

27	New England	13
28	*Cincinnati	27
27	Dallas	30
42	*Tampa Bay	17
28	*Miami	14
31	Buffalo	13
20	New York Jets	0
38	*Houston	14
37	San Diego	21
14	*New England	21
17	Miami	16
33	*New York Jets	16
17	St. Louis	24
58	*Buffalo	20
417		246

BUFFALO (2-12)

21	*Miami	30
3	*Houston	13
14	Tampa Bay	9
50	*Kansas City	17
14	New York Jets	17
13	*Baltimore	31
22	*New England	26
14	*New York Jets	19
10	New England	20
10	Dallas	17
13	*San Diego	34
14	Detroit	27
27	Miami	45
20	Baltimore	58
245		363

CINCINNATI (10-4)

17	*Denver	7
27	Baltimore	28
26	*Green Bay	7
45	Cleveland	24
21	*Tampa Bay	0
6	Pittsburgh	23
27	Houston	7
21	*Cleveland	6
20	*Los Angeles	12
31	*Houston	27
27	Kansas City	24
3	*Pittsburgh	7
35	Oakland	20
42	New York Jets	3
335		210

CLEVELAND (9-5)

38	*New York Jets	17
14	Pittsburgh	31
13	Denver	44
24	*Cincinnati	45
18	*Pittsburgh	16
20	Atlanta	17
21	*San Diego	17
6	Cincinnati	21
21	Houston	7
24	*Philadelphia	3
24	Tampa Bay	7
17	*Miami	13
13	*Houston	10
14	Kansas City	39
257		287

DENVER (9-5)

7	Cincinnati	17
46	*New York Jets	3
44	*Cleveland	13
26	*San Diego	0
3	Houston	17
10	*Oakland	17
35	Kansas City	26
6	Oakland	19
48	*Tampa Bay	13
17	San Diego	0
14	*New York Giants	13
14	New England	38
17	*Kansas City	16
28	Chicago	14
315		206

HOUSTON (5-9)

20	*Tampa Bay	0
13	Buffalo	3
13	*Oakland	14
31	New Orleans	26
17	*Denver	3
27	San Diego	30
7	*Cincinnati	27
14	Baltimore	38
7	*Cleveland	21
27	Cincinnati	31
16	Pittsburgh	32
20	Atlanta	14
10	Cleveland	13
0	*Pittsburgh	21
222		273

KANSAS CITY (5-9)

16	*San Diego	30
21	*Oakland	24
17	*New Orleans	27
17	Buffalo	50
33	Washington	30
20	Miami	17OT
26	*Denver	35
28	Tampa Bay	19
0	*Pittsburgh	45
10	Oakland	21
24	*Cincinnati	27
23	San Diego	20
16	Denver	17
39	*Cleveland	14
290		376

MIAMI (6-8)

30	Buffalo	21
14	New England	30
16	*New York Jets	0
28	*Los Angeles	31
14	Baltimore	28
17	*Kansas City	20OT
23	Tampa Bay	20
10	*New England	3
27	New York Jets	7
3	Pittsburgh	14
16	*Baltimore	17
13	Cleveland	17
45	*Buffalo	27
7	*Minnesota	29
263		264

NEW ENGLAND (11-3)

13	*Baltimore	27
30	*Miami	14
30	Pittsburgh	27
48	*Oakland	17
10	Detroit	30
41	*New York Jets	27
26	Buffalo	22
3	Miami	10
20	*Buffalo	10
21	Baltimore	14
36	*New York Jets	24
36	*Denver	27
27	*New Orleans	6
31	Tampa Bay	14
376		236

NEW YORK JETS (3-11)

17	Cleveland	38
3	Denver	46
0	Miami	16
6	San Francisco	17
17	Buffalo	14
7	New England	41
0	Baltimore	20
19	Buffalo	14
7	*Miami	27
34	*Tampa Bay	0
24	*New England	38
16	Baltimore	33
16	*Washington	37
3	*Cincinnati	42
169		383

OAKLAND (13-1)	
31	*Pittsburgh 28
24	Kansas City 21
14	Houston 13
17	New England 48
27	San Diego 17
17	Denver 10
18	*Green Bay 14
19	*Denver 6
28	Chicago 27
21	*Kansas City 10
26	Philadelphia 7
49	*Tampa Bay 16
35	*Cincinnati 20
24	*San Diego 0
350	237

PITTSBURGH (10-4)	
28	Oakland 31
31	*Cleveland 14
27	*New England 30
6	Miami 17
16	Cleveland 18
23	*Cincinnati 6
27	New York Giants 0
23	*San Diego 0
45	Kansas City 0
14	*Miami 3
32	*Houston 16
7	Cincinnati 3
42	*Tampa Bay 0
21	Houston 0
342	138

SAN DIEGO (6-8)	
30	Kansas City 16
23	Tampa Bay 0
43	*St. Louis 24
0	Denver 26
17	*Oakland 27
30	*Houston 27
17	Cleveland 21
0	Pittsburgh 23
21	*Baltimore 37
0	*Denver 17
34	Buffalo 13
20	*Kansas City 23
13	San Francisco 70T
0	Oakland 24
248	285

24	*St. Louis 30
7	Washington 31
21	*San Francisco 37
13	*Dallas 28
20	Green Bay (Mil.) 27

SEATTLE (2-12)	
13	Tampa Bay 10
14	*Detroit 41
6	Los Angeles 45
30	*Atlanta 13
21	Minnesota 27

27	*New Orleans 51
16	New York Giants 28
7	*Chicago 34
0	Philadelphia 27
229	429

*Denotes Home Game
 OT Denotes Overtime

1977 NFL Schedule

ATLANTA FALCONS	
Sept. 18—at Los Angeles	1:00
Sept. 25—at Washington	1:00
Oct. 2—NEW YORK GIANTS	1:00
Oct. 9—at San Francisco	1:00
Oct. 16—at Buffalo	1:00
Oct. 23—at Chicago	1:00
Oct. 30—MINNESOTA	1:00
Nov. 6—SAN FRANCISCO	1:00
Nov. 13—DETROIT	1:00
Nov. 20—at New Orleans	1:00
Nov. 27—at Tampa Bay	1:00
Dec. 4—NEW ENGLAND	1:00
Dec. 11—at Los Angeles	1:00
Dec. 18—NEW ORLEANS	1:00

CHICAGO BEARS	
Sept. 18—DETROIT	1:00
Sept. 25—at St. Louis	1:00
Oct. 2—NEW ORLEANS	1:00
Oct. 10—LOS ANGELES (Mon.)	8:00
Oct. 16—at Minnesota	1:00
Oct. 23—ATLANTA	1:00
Oct. 30—at Green Bay	1:00
Nov. 6—at Houston	1:00
Nov. 13—KANSAS CITY	1:00
Nov. 20—MINNESOTA	1:00
Nov. 24—at Detroit (Thanks.)	12:30
Dec. 4—at Tampa Bay	1:00
Dec. 11—GREEN BAY	1:00
Dec. 18—at New York Giants	1:00

DALLAS COWBOYS	
Sept. 18—at Minnesota	3:00
Sept. 25—NEW YORK GIANTS	1:00
Oct. 2—TAMPA BAY	1:00
Oct. 9—at St. Louis	3:00
Oct. 16—WASHINGTON	3:00
Oct. 23—at Philadelphia	1:00
Oct. 30—DETROIT	1:00
Nov. 6—at New York Giants	1:00
Nov. 14—ST. LOUIS (Mon.)	8:00
Nov. 20—at Pittsburgh	4:00
Nov. 27—at Washington	4:00
Dec. 4—PHILADELPHIA	1:00
Dec. 12—at San Francisco (Mon.)	6:00
Dec. 18—DENVER	1:00

DETROIT LIONS	
Sept. 18—at Chicago	1:00
Sept. 25—NEW ORLEANS	1:00
Oct. 2—PHILADELPHIA	1:00
Oct. 9—at Minnesota	1:00
Oct. 16—GREEN BAY	1:00
Oct. 23—at San Francisco	1:00
Oct. 30—at Dallas	1:00
Nov. 6—SAN DIEGO	1:00
Nov. 13—at Atlanta	1:00
Nov. 20—TAMPA BAY	1:00
Nov. 24—CHICAGO (Thanks.)	12:30
Dec. 4—at Green Bay	1:00
Dec. 11—at Baltimore	2:00
Dec. 17—MINNESOTA (Sat.)	9:00

GREEN BAY PACKERS	
Sept. 18—at New Orleans	1:00
Sept. 25—HOUSTON	1:00
Oct. 2—at Minnesota	1:00
Oct. 9—CINCINNATI (Milw.)	1:00
Oct. 16—at Detroit	1:00
Oct. 23—at Tampa Bay	1:00
Oct. 30—CHICAGO	1:00
Nov. 6—at Kansas City	1:00
Nov. 13—LOS ANGELES (Milw.)	1:00
Nov. 21—at Washington (Mon.)	9:00
Nov. 27—MINNESOTA	1:00
Dec. 4—DETROIT	1:00
Dec. 11—at Chicago	1:00
Dec. 18—SAN FRANCISCO (Milw.)	1:00

LOS ANGELES RAMS	
Sept. 18—at Atlanta	1:00
Sept. 25—PHILADELPHIA	1:00
Oct. 2—SAN FRANCISCO	1:00
Oct. 10—at Chicago (Mon.)	8:00
Oct. 16—NEW ORLEANS	1:00
Oct. 24—MINNESOTA (Mon.)	6:00
Oct. 30—at New Orleans	1:00
Nov. 6—TAMPA BAY	1:00
Nov. 13—vs. Green Bay (Milw.)	1:00
Nov. 20—at San Francisco	1:00
Nov. 27—at Cleveland	1:00
Dec. 4—OAKLAND	1:00
Dec. 11—ATLANTA	1:00
Dec. 17—at Washington (Sat.)	1:00

MINNESOTA VIKINGS	
Sept. 18—DALLAS	3:00
Sept. 24—at Tampa Bay (Sat.)	8:00
Oct. 2—GREEN BAY	1:00
Oct. 9—DETROIT	1:00
Oct. 16—CHICAGO	1:00
Oct. 24—at Los Angeles (Mon.)	6:00
Oct. 30—at Atlanta	1:00
Nov. 6—ST. LOUIS	3:00
Nov. 13—CINCINNATI	3:00
Nov. 20—at Chicago	1:00
Nov. 27—at Green Bay	1:00
Dec. 4—SAN FRANCISCO	1:00
Dec. 11—at Oakland	1:00
Dec. 17—at Detroit (Sat.)	9:00

NEW ORLEANS SAINTS	
Sept. 18—GREEN BAY	1:00
Sept. 25—at Detroit	1:00
Oct. 2—at Chicago	1:00
Oct. 9—SAN DIEGO	1:00
Oct. 16—at Los Angeles	1:00
Oct. 23—at St. Louis	1:00
Oct. 30—LOS ANGELES	1:00
Nov. 6—at Philadelphia	1:00
Nov. 13—SAN FRANCISCO	1:00
Nov. 20—ATLANTA	1:00
Nov. 27—at San Francisco	1:00
Dec. 4—NEW YORK JETS	3:00
Dec. 11—TAMPA BAY	1:00
Dec. 18—at Atlanta	1:00

NEW YORK GIANTS	
Sept. 18—WASHINGTON	1:00
Sept. 25—at Dallas	1:00
Oct. 2—at Atlanta	1:00
Oct. 9—PHILADELPHIA	1:00
Oct. 16—SAN FRANCISCO	1:00
Oct. 23—at Washington	1:00
Oct. 31—at St. Louis (Mon.)	3:00
Nov. 6—DALLAS	1:00
Nov. 13—at Tampa Bay	1:00
Nov. 20—CLEVELAND	1:00
Nov. 27—at Cincinnati	1:00
Dec. 4—ST. LOUIS	1:00
Dec. 11—at Philadelphia	1:00
Dec. 18—CHICAGO	1:00

PHILADELPHIA EAGLES	
Sept. 18—TAMPA BAY	1:00
Sept. 25—at Los Angeles	1:00
Oct. 2—at Detroit	1:00
Oct. 9—at New York Giants	1:00
Oct. 16—ST. LOUIS	1:00
Oct. 23—DALLAS	1:00
Oct. 30—at Washington	1:00
Nov. 6—NEW ORLEANS	1:00
Nov. 13—WASHINGTON	1:00
Nov. 20—at St. Louis	1:00
Nov. 27—at New England	1:00
Dec. 4—at Dallas	1:00
Dec. 11—NEW YORK GIANTS	1:00
Dec. 18—NEW YORK JETS	1:00

ST. LOUIS CARDINALS	
Sept. 18—at Denver	1:00
Sept. 25—CHICAGO	1:00
Oct. 2—at Washington	4:00
Oct. 9—DALLAS	3:00
Oct. 16—at Philadelphia	1:00
Oct. 23—NEW ORLEANS	1:00
Oct. 31—N. Y. GIANTS (Mon.)	8:00
Nov. 6—at Minnesota	3:00
Nov. 14—at Dallas (Mon.)	8:00
Nov. 20—PHILADELPHIA	1:00
Nov. 24—MIAMI (Thanks.)	2:30
Dec. 4—at New York Giants	1:00
Dec. 10—WASHINGTON (Sat.)	3:00
Dec. 18—at Tampa Bay	1:00

SAN FRANCISCO 49ERS	
Sept. 19—at Pittsburgh (Mon.)	9:00
Sept. 25—MIAMI	1:00
Oct. 2—at Los Angeles	1:00
Oct. 9—ATLANTA	1:00
Oct. 16—at New York Giants	1:00
Oct. 23—DETROIT	1:00
Oct. 30—TAMPA BAY	1:00
Nov. 6—at Atlanta	1:00
Nov. 13—at New Orleans	1:00
Nov. 20—LOS ANGELES	1:00
Nov. 27—NEW ORLEANS	1:00
Dec. 4—at Minnesota	1:00
Dec. 12—DALLAS (Mon.)	6:00
Dec. 18—at Green Bay (Milw.)	1:00

TAMPA BAY BUCCANEERS	
Sept. 18—at Philadelphia	1:00
Sept. 24—MINNESOTA (Sat.)	8:00
Oct. 2—at Dallas	1:00
Oct. 9—WASHINGTON	4:00
Oct. 16—at Seattle	1:00
Oct. 23—GREEN BAY	1:00
Oct. 30—at San Francisco	1:00
Nov. 6—at Los Angeles	1:00
Nov. 13—NEW YORK GIANTS	1:00
Nov. 20—at Detroit	1:00
Nov. 27—ATLANTA	1:00
Dec. 4—CHICAGO	1:00
Dec. 11—at New Orleans	1:00
Dec. 18—ST. LOUIS	1:00

WASHINGTON REDSKINS	
Sept. 18—at New York Giants	1:00
Sept. 25—ATLANTA	1:00
Oct. 2—ST. LOUIS	4:00
Oct. 9—at Tampa Bay	4:00
Oct. 16—at Dallas	3:00
Oct. 23—NEW YORK GIANTS	1:00
Oct. 30—PHILADELPHIA	1:00
Nov. 7—at Baltimore (Mon.)	9:00
Nov. 13—at Philadelphia	1:00
Nov. 21—GREEN BAY (Mon.)	9:00
Nov. 27—DALLAS	4:00
Dec. 4—at Buffalo	1:00
Dec. 10—at St. Louis (Sat.)	3:00
Dec. 17—LOS ANGELES (Sat.)	1:00

BALTIMORE COLTS	
Sept. 18—at Seattle	1:00
Sept. 25—at New York Jets	1:00
Oct. 2—BUFFALO	2:00
Oct. 9—MIAMI	2:00
Oct. 16—at Kansas City	12:00
Oct. 23—at New England	4:00
Oct. 30—PITTSBURGH	4:00
Nov. 7—WASHINGTON (Mon.)	9:00
Nov. 13—at Buffalo	1:00
Nov. 20—NEW YORK JETS	2:00
Nov. 27—at Denver	2:00
Dec. 5—at Miami (Mon.)	2:00
Dec. 11—DETROIT	2:00
Dec. 18—NEW ENGLAND	4:00

BUFFALO BILLS	
Sept. 18—MIAMI	1:00
Sept. 25—at Denver	2:00
Oct. 2—at Baltimore	2:00
Oct. 9—NEW YORK JETS	1:00
Oct. 16—ATLANTA	1:00
Oct. 23—CLEVELAND	1:00
Oct. 30—at Seattle	1:00
Nov. 6—at New England	1:00
Nov. 13—BALTIMORE	1:00
Nov. 20—NEW ENGLAND	1:00
Nov. 28—at Oakland (Mon.)	6:00
Dec. 4—WASHINGTON	1:00
Dec. 11—at New York Jets	1:00
Dec. 17—at Miami (Sat.)	4:00

CINCINNATI BENGALS	
Sept. 18—CLEVELAND	1:00
Sept. 25—SEATTLE	1:00
Oct. 2—at San Diego	1:00
Oct. 9—vs. Green Bay (Milw.)	1:00
Oct. 17—at Pittsburgh (Mon.)	9:00
Oct. 23—DENVER	1:00
Oct. 30—HOUSTON	1:00
Nov. 6—at Cleveland	1:00
Nov. 13—at Minnesota	4:00
Nov. 20—MIAMI	1:00
Nov. 27—NEW YORK GIANTS	1:00
Dec. 4—at Kansas City	1:00
Dec. 10—PITTSBURGH (Sat.)	1:00
Dec. 18—at Houston	1:00

CLEVELAND BROWNS	
Sept. 18—at Cincinnati	1:00
Sept. 26—NEW ENGLAND (Mon.)	9:00
Oct. 2—PITTSBURGH	1:00
Oct. 9—OAKLAND	1:00
Oct. 16—at Houston	1:00
Oct. 23—at Buffalo	1:00
Oct. 30—KANSAS CITY	1:00
Nov. 6—CINCINNATI	1:00
Nov. 13—at Pittsburgh	1:00
Nov. 20—at New York Giants	1:00
Nov. 27—LOS ANGELES	1:00
Dec. 4—at San Diego	1:00
Dec. 11—HOUSTON	1:00
Dec. 18—at Seattle	1:00

DENVER BRONCOS		HOUSTON OILERS		KANSAS CITY CHIEFS	
Sept. 18—ST. LOUIS	2.00	Sept. 16—NEW YORK JETS	3.00	Sept. 18—at New England	1.00
Sept. 25—BUFFALO	2.00	Sept. 25—at Green Bay	1.00	Sept. 25—SAN DIEGO	1.00
Oct. 2—at Seattle	1.00	Oct. 2—at Miami	4.00	Oct. 3—OAKLAND (Mon.)	8.00
Oct. 9—KANSAS CITY	2.00	Oct. 9—PITTSBURGH	1.00	Oct. 9—at Denver	2.00
Oct. 16—at Oakland	1.00	Oct. 9—CLEVELAND	1.00	Oct. 16—BALTIMORE	12.00
Oct. 23—at Cincinnati	1.00	Oct. 23—at Pittsburgh	1.00	Oct. 23—at San Diego	1.00
Oct. 30—OAKLAND	2.00	Oct. 30—at Cincinnati	1.00	Oct. 30—at Cleveland	1.00
Nov. 6—PITTSBURGH	2.00	Nov. 6—CHICAGO	1.00	Nov. 25—GREEN BAY	1.00
Nov. 13—at San Diego	1.00	Nov. 13—at Oakland	1.00	Nov. 13—at Chicago	1.00
Nov. 20—at Kansas City	1.00	Nov. 20—at Seattle	1.00	Nov. 20—DENVER	1.00
Nov. 27—BALTIMORE	2.00	Nov. 27—KANSAS CITY	1.00	Nov. 27—at Houston	1.00
Dec. 4—at Houston	1.00	Dec. 4—DENVER	1.00	Dec. 4—CINCINNATI	1.00
Dec. 11—SAN DIEGO	2.00	Dec. 1—at Cleveland	1.00	Dec. 11—SEATTLE	1.00
Dec. 18—at Dallas	1.00	Dec. 8—CINCINNATI	1.00	Dec. 18—at Oakland	1.00
MIAMI DOLPHINS		NEW ENGLAND PATRIOTS		NEW YORK JETS	
Sept. 18—at Buffalo	1.00	Sept. 18—KANSAS CITY	1.00	Sept. 18—at Houston	3.00
Sept. 25—at San Francisco	1.00	Sept. 26—at Cleveland (Mon.)	9.00	Sept. 25—BALTIMORE	1.00
Oct. 2—HOUSTON	4.00	Oct. 2—at New York Jets	1.00	Oct. 2—NEW ENGLAND	1.00
Oct. 9—at Baltimore	2.00	Oct. 9—SEATTLE	1.00	Oct. 9—at Buffalo	1.00
Oct. 16—NEW YORK JETS	4.00	Oct. 16—at San Diego	1.00	Oct. 16—at Miami	4.00
Oct. 23—SEATTLE	1.00	Oct. 23—BALTIMORE	4.00	Oct. 23—OAKLAND	1.00
Oct. 30—SAN DIEGO	1.00	Oct. 30—NEW YORK JETS	1.00	Oct. 30—at New England	1.00
Nov. 6—at New York Jets	1.00	Nov. 6—BUFFALO	1.00	Nov. 6—MIAMI	1.00
Nov. 13—NEW ENGLAND	1.00	Nov. 3—at Miami	1.00	Nov. 13—SEATTLE	1.00
Nov. 20—at Cincinnati	1.00	Nov. 30—at Buffalo	1.00	Nov. 20—at Baltimore	2.00
Nov. 24—at St. Louis (Thanks.)	3.00	Nov. 27—PHILADELPHIA	1.00	Nov. 27—PITTSBURGH	1.00
Dec. 5—BALTIMORE (Mon.)	9.00	Dec. 4—at Atlanta	1.00	Dec. 4—at New Orleans	3.00
Dec. 11—at New England	1.00	Dec. 11—MIAMI	1.00	Dec. 11—BUFFALO	1.00
Dec. 17—BUFFALO (Sat.)	4.00	Dec. 18—at Baltimore	4.00	Dec. 18—at Philadelphia	1.00
OAKLAND RAIDERS		PITTSBURGH STEELERS		SAN DIEGO CHARGERS	
Sept. 18—SAN DIEGO	1.00	Sept. 19—SAN FRANCISCO (Mon.)	19.00	Sept. 18—at Oakland	1.00
Sept. 25—at Pittsburgh	4.00	Sept. 25—OAKLAND	4.00	Sept. 25—at Kansas City	1.00
Oct. 3—at Kansas City (Mon.)	8.00	Oct. 2—at Cleveland	1.00	Oct. 2—CINCINNATI	1.00
Oct. 9—at Cleveland	1.00	Oct. 9—at Houston	1.00	Oct. 9—at New Orleans	1.00
Oct. 16—DENVER	1.00	Oct. 17—CINCINNATI (Mon.)	9.00	Oct. 16—NEW ENGLAND	1.00
Oct. 23—at New York Jets	1.00	Oct. 23—HOUSTON	1.00	Oct. 23—KANSAS CITY	1.00
Oct. 30—at Denver	2.00	Oct. 30—at Baltimore	4.00	Oct. 30—at Miami	1.00
Nov. 6—SEATTLE	1.00	Nov. 6—at Denver	2.00	Nov. 6—at Detroit	1.00
Nov. 13—HOUSTON	1.00	Nov. 13—CLEVELAND	1.00	Nov. 13—DENVER	1.00
Nov. 20—at San Diego	1.00	Nov. 20—DALLAS	4.00	Nov. 20—OAKLAND	1.00
Nov. 28—BUFFALO (Mon.)	5.00	Nov. 27—at New York Jets	1.00	Nov. 27—at Seattle	1.00
Dec. 4—at Los Angeles	1.00	Dec. 4—SEATTLE	1.00	Dec. 4—CLEVELAND	1.00
Dec. 11—MINNESOTA	1.00	Dec. 10—at Cincinnati (Sat.)	1.00	Dec. 11—at Denver	2.00
Dec. 18—KANSAS CITY	1.00	Dec. 18—at San Diego	1.00	Dec. 18—PITTSBURGH	1.00
SEATTLE SEAHAWKS					
Sept. 18—BALTIMORE	1.00	Oct. 23—at Miami	1.00	Nov. 27—SAN DIEGO	1.00
Sept. 25—at Cincinnati	1.00	Oct. 30—BUFFALO	1.00	Dec. 4—at Pittsburgh	1.00
Oct. 2—DENVER	1.00	Nov. 6—at Oakland	1.00	Dec. 11—at Kansas City	1.00
Oct. 9—at New England	1.00	Nov. 13—at New York Jets	1.00	Dec. 18—CLEVELAND	1.00
Oct. 16—TAMPA BAY	1.00	Nov. 20—HOUSTON	1.00		

Daniel F. Reeves Memorial Award

In memory of the late Rams president, this award is given annually by Adohr Farms to the club's most valuable players as voted by Members of the Southern California Sports Broadcasters Assn.

1969—Roman Gabriel

1973—John Hadl

1970—Merlin Olsen

1974—Lawrence McCutcheon

1971—Marlin McKeever

1975—Jack Youngblood

1972—Merlin Olsen

1976—Jack Youngblood

1977 NFL Pre-Season Schedule

FIRST WEEKEND

- July 30—Chicago vs. New York Jets at Canton, Ohio, 3:30 (ABC)
 Aug. 5—Baltimore at Denver, 7:00
 Aug. 5—Philadelphia vs. New York Jets, at Giants Stadium, 8:00
 Aug. 6—New Orleans at Chicago, 8:00
Aug. 6—Minnesota at Los Angeles, 7:00
 Aug. 6—San Diego at Dallas, 8:00
 Aug. 6—New England at New York Giants, 8:00
 Aug. 6—Atlanta at St. Louis, 7:00
 Aug. 6—Buffalo at Pittsburgh, 8:00
 Aug. 6—Kansas City at Detroit, 8:00
 Aug. 6—Cincinnati at Green Bay, 8:00
 Aug. 6—Miami at Tampa Bay, 8:00
 Aug. 7—Seattle at San Francisco, 1:00
 Aug. 8—Washington at Cleveland, 8:00
 Aug. 8—Houston at Oakland, 8:00

SECOND WEEKEND

- Aug. 13—Dallas at Seattle, 6:00
 Aug. 13—Chicago at Oakland, 6:00
Aug. 13—Philadelphia at Los Angeles, 7:00
 Aug. 13—New York Giants at New Orleans, 7:00
 Aug. 13—San Francisco at San Diego, 6:00
 Aug. 13—Washington at Miami, 8:00
 Aug. 13—Pittsburgh at Kansas City, 8:00
 Aug. 13—Detroit at Buffalo, 7:30
 Aug. 13—New England vs. Green Bay, at Milwaukee, 8:00
 Aug. 13—Cleveland at Minnesota, 8:00
 Aug. 13—St. Louis at Denver, 7:00
 Aug. 13—New York Jets at Atlanta, 8:00
 Aug. 13—Tampa Bay at Cincinnati, 8:00
 Aug. 14—Baltimore at Houston, 2:45(CBS)

THIRD WEEKEND

- Aug. 18—Oakland at Seattle, 7:00
 Aug. 18—Kansas City at Washington, 8:00
 Aug. 19—Minnesota at Baltimore, 8:30 (NBC)
 Aug. 19—St. Louis at Cleveland, 8:00
 Aug. 20—Chicago at Houston, 8:00
 Aug. 20—Miami at Dallas, 8:00
 Aug. 20—New York Giants at San Diego, 6:00
 Aug. 20—Buffalo at New Orleans, 7:00
 Aug. 20—Pittsburgh vs. New York Jets at Giants Stadium, 8:00
 Aug. 20—Denver at Atlanta, 8:00
 Aug. 20—Green Bay at Tampa Bay, 8:00
Aug. 21—Los Angeles at San Francisco, 1:00
 Aug. 21—Cincinnati at Detroit, 1:00 (CBS)
 Aug. 22—New England at Philadelphia, 7:30

FOURTH WEEKEND

- Aug. 25—Chicago at Cleveland, 8:00
 Aug. 26—Miami at Minnesota, 8:00 (ABC)
 Aug. 27—Washington vs. Green Bay, 8:00
 Aug. 27—Baltimore at Dallas, 8:00 (NBC)
 Aug. 27—Cincinnati at St. Louis, 7:00
 Aug. 27—New York Jets at New Orleans, 7:00
Aug. 27—Los Angeles at Kansas City, 7:30
 Aug. 27—San Diego at Oakland, 6:00
 Aug. 27—Detroit at Seattle, 6:00
 Aug. 27—Tampa Bay vs. Atlanta, at Orlando, Fla., 8:00
 Aug. 28—Denver at Philadelphia, 7:30
 Aug. 28—Pittsburgh at New England, 2:00 (CBS)
 Aug. 29—San Francisco at Houston, 8:00
 Aug. 29—Buffalo at New York Giants, 8:00

FIFTH WEEKEND

- Sept. 1—San Diego at Los Angeles, 7:30**
 Sept. 2—Chicago at St. Louis, 7:00 (ABC)
 Sept. 2—Detroit at Baltimore, 8:00
 Sept. 2—Philadelphia at Pittsburgh, 8:00
 Sept. 2—Denver at Seattle, 7:00
 Sept. 3—Dallas at Houston, 8:00
 Sept. 3—New Orleans at Miami, 8:00
 Sept. 3—San Francisco at Oakland, 6:00 (ABC)
 Sept. 3—Cleveland at Green Bay, 8:00
 Sept. 3—Minnesota at Cincinnati, 8:00
 Sept. 3—Tampa Bay at Buffalo, 7:30
 Sept. 4—New York Jets at New York Giants, 1:00
 Sept. 4—Washington at New England, 2:00
 Sept. 5—Atlanta at Kansas City, 4:00

SIXTH WEEKEND

- Sept. 8—Pittsburgh at Dallas, 7:30 (NBC)
 Sept. 9—New York Jets at Washington, 8:00
Sept. 9—Oakland at Los Angeles, 7:30
 Sept. 9—Cleveland at Detroit, 8:00
 Sept. 10—Cincinnati at Chicago, 8:00
 Sept. 10—Seattle at San Diego, 6:00
 Sept. 10—Houston at New Orleans, 7:00
 Sept. 10—Denver at San Francisco, 6:00
 Sept. 10—Baltimore at Tampa Bay, 8:00
 Sept. 10—St. Louis at Kansas City, 8:00
 Sept. 10—Minnesota at Buffalo, 7:30
 Sept. 11—Miami at New York Giants, 1:00
 Sept. 11—Atlanta at New England, 2:00
 Philadelphia vs. Green Bay, To Be Announced

1976 NFL Standings

NATIONAL FOOTBALL CONFERENCE

Eastern Division	W	L	T	Pct.	Pts.	Opp
*Dallas	11	3	0	.786	296	194
#Washington	10	4	0	.714	291	217
St. Louis	10	4	0	.714	309	267
Philadelphia	4	10	0	.286	165	286
N.Y. Giants	3	11	0	.214	170	250
Central Division	W	L	T	Pct.	Pts.	Opp
*Minnesota	11	2	1	.821	305	176
Chicago	7	7	0	.500	253	216
Detroit	6	8	0	.429	262	220
Green Bay	4	10	0	.286	218	299
Western Division	W	L	T	Pct.	Pts.	Opp
*Los Angeles	10	3	1	.750	351	190
San Francisco	8	6	0	.571	270	190
Atlanta	4	10	0	.286	172	312
New Orleans	4	10	0	.286	253	346
Seattle	2	12	0	.143	229	429

AMERICAN FOOTBALL CONFERENCE

Eastern Division	W	L	T	Pct.	Pts.	Opp
*Baltimore	11	3	0	.786	417	246
#New England	11	3	0	.786	376	236
Miami	6	8	0	.429	263	264
New York Jets	3	11	0	.214	169	383
Buffalo	2	12	0	.143	245	363
Central Division	W	L	T	Pct.	Pts.	Opp
*Pittsburgh	10	4	0	.714	342	138
Cincinnati	10	4	0	.714	335	210
Cleveland	9	5	0	.643	267	287
Houston	5	9	0	.357	222	273
Western Division	W	L	T	Pct.	Pts.	Opp
*Oakland	13	1	0	.929	350	237
Denver	9	5	0	.643	315	206
San Diego	6	8	0	.429	248	285
Kansas City	5	9	0	.357	290	376
Tampa Bay	0	14	0	.000	125	412

#Wild Card for Playoffs

*Division Winner

Miscellaneous Results

Super Bowl

Game Results

- I—Green Bay 35, Kansas City 10. At Los Angeles, Jan. 15, 1967.
- II—Green Bay 33, Oakland 14. At Miami, Jan. 14, 1968.
- III—New York Jets 16, Baltimore 7. At Miami, Jan. 12, 1969.
- IV—Kansas City 23, Minnesota 7. At New Orleans, Jan. 11, 1970.
- V—Baltimore 16, Dallas 13. At Miami, Jan. 17, 1971.
- VI—Dallas 24, Miami 3. At New Orleans, Jan. 16, 1972.
- VII—Miami 14, Washington 7. At Los Angeles, Jan. 14, 1973.
- VIII—Miami 24, Minnesota 7. At Houston, Jan. 13, 1974.
- IX—Pittsburgh 16, Minnesota 6. At New Orleans, Jan. 12, 1975.
- X—Pittsburgh 21, Dallas 17. At Miami, Jan. 16, 1976.
- XI—Oakland 32, Minnesota 14. At Pasadena, Jan. 9, 1977.

NFC Championship

Game Results

- 1933—Chicago Bears 23, New York 21. At Chicago, Dec. 17.
- 1934—New York 30, Chicago Bears 13. At New York, Dec. 9.
- 1935—Detroit 26, New York 7. At Detroit, Dec. 15.
- 1936—Green Bay 21, Boston 6. At New York, Dec. 13.
- 1937—Washington 28, Chicago Bears 21. At Chicago, Dec. 12.
- 1938—New York 23, Green Bay 17. At New York, Dec. 11.
- 1939—Green Bay 27, New York 0. At Milwaukee, Dec. 10.
- 1940—Chicago Bears 73, Washington 0. At Washington, Dec. 6.
- 1941—Chicago Bears 37, New York 9. At Chicago, Dec. 21.
- 1942—Washington 14, Chicago Bears 6. At Washington, Dec. 13.
- 1943—Chicago Bears 41, Washington 21. At Chicago, Dec. 26.
- 1944—Green Bay 14, New York 7. At New York, Dec. 17.
- 1945—RAMS 15, Washington 14. At Cleveland, Dec. 16.
- 1946—Chicago Bears 24, New York 14. At New York, Dec. 15.
- 1947—Chicago Cardinals 28, Philadelphia 21. At Chicago, Dec. 28.
- 1948—Philadelphia 7, Chicago Cardinals 0. At Philadelphia, Dec. 19.

All-Star Game Results

- 1934—Bears 0, All-Stars 0
- 1935—Bears 5, All-Stars 0
- 1936—Lions 7, All-Stars 7
- 1937—All-Stars 6, Packers 0
- 1938—All-Stars 28, Redskins 16
- 1939—Giants 9, All-Stars 0
- 1940—Packers 45, All-Stars 28
- 1941—Bears 37, All-Stars 13
- 1942—Bears 21, All-Stars 0
- 1943—All-Stars 27, Redskins 7
- 1944—Bears 24, All-Stars 21
- 1945—Packers 19, All-Stars 7
- 1946—All-Stars 16, RAMS 0
- 1947—All-Stars 16, Bears 0
- 1948—Cardinals 28, All-Stars 0

- 1949—Philadelphia 14, RAMS 0. At Los Angeles, Dec. 18.
- 1950—Cleveland 3, RAMS 28. At Cleveland, Dec. 24.
- 1951—RAMS 24, Cleveland 17. At Los Angeles, Dec. 23.
- 1952—Detroit 17, Cleveland 7. At Cleveland, Dec. 28.
- 1953—Detroit 17, Cleveland 16. At Detroit, Dec. 27.
- 1954—Cleveland 56, Detroit 10. At Cleveland, Dec. 26.
- 1955—Cleveland 38, RAMS 14. At Los Angeles, Dec. 26.
- 1956—New York 47, Chicago Bears 7. At New York, Dec. 30.
- 1957—Detroit 59, Cleveland 14. At Detroit, Dec. 29.
- 1958—Baltimore 23, New York 17. At New York, Dec. 28 (overtime).
- 1959—Baltimore 31, New York 16. At Baltimore, Dec. 27.
- 1960—Philadelphia 17, Green Bay 13. At Philadelphia, Dec. 26.
- 1961—Green Bay 37, New York 0. At Green Bay, Dec. 31.
- 1962—Green Bay 16, New York 7. At New York, Dec. 30.
- 1963—Chicago 14, New York 10. At Chicago, Dec. 29.
- 1964—Cleveland 27, Baltimore 0. At Cleveland, Dec. 27.
- 1965—Green Bay 23, Cleveland 12. At Green Bay, Jan. 2, 1966.
- 1966—Green Bay 34, Dallas 27. At Dallas, Jan. 1, 1967.
- 1967—Green Bay 21, Dallas 17. At Green Bay, Dec. 31.
- 1968—Baltimore 34, Cleveland 0. At Cleveland, Dec. 29.
- 1969—Minnesota 27, Cleveland 7. At Minnesota, Jan. 4, 1970.
(See Super Bowl Game Results after 1969)

NFL Championship

Game Results

- 1970—Dallas 17, San Francisco 10. At San Francisco, Jan. 3, 1971.
- 1971—Dallas 14, San Francisco 3. At Dallas, Jan. 2, 1972.
- 1972—Washington 26, Dallas 3. At Washington, Dec. 31, 1972.
- 1973—Minnesota 27, Dallas 10. At Dallas, Dec. 30, 1973.
- 1974—Minnesota 14, RAMS 10. At Minnesota, Dec. 29, 1974.
- 1975—Dallas 37, RAMS 7. At Los Angeles, Jan. 4, 1976.
- 1976—Minnesota 24, RAMS 13. At Minnesota, Dec. 26, 1976.

- 1964—Bears 28, All-Stars 17
- 1965—Browns 24, All-Stars 16
- 1966—Packers 38, All-Stars 0
- 1967—Packers 27, All-Stars 0
- 1968—Packers 34, All-Stars 17
- 1969—Jets 26, All-Stars 24
- 1970—Chiefs 24, All-Stars 3
- 1971—Colts 24, All-Stars 17
- 1972—Cowboys 20, All-Stars 7
- 1973—Dolphins 14, All-Stars 3
- 1974—Cancelled
- 1975—Steelers 21, All-Stars 14
- 1976—Steelers 24, All-Stars 0
(Pros lead series 31-9-2)

1976 AII-NFC Team

(Selected by Asst (Selected by Associated Press and United Press International)

OFFENSE

Drew Pearson, Dallas (AP, UPI)	Wide Receiver
Mel Gray, St. Louis (AP)	Wide Receiver
Sammy White, Minnesota (UPI)	Wide Receiver
Billy Joe DuPree, Dallas (AP, UPI)	Tight End
Dan Dierdorf, St. Louis (AP, UPI)	Tackle
Ron Yary, Minnesota (AP, UPI)	Tackle
Conrad Dobler, St. Louis (AP, UPI)	Guard
Blaine Nye, Dallas (AP)	Guard
Ed White, Minnesota (UPI)	Guard
Tom Banks, St. Louis (AP, UPI)	Center
Roger Staubach, Dallas (AP)	Quarterback
Fran Tarkenton, Minnesota (UPI)	Quarterback
Chuck Foreman, Minnesota (AP, UPI)	Running Back
Walter Payton, Chicago (AP, UPI)	Running Back

DEFENSE

Jack Youngblood, Los Angeles (AP, UPI)	Defensive End
Tommy Hart, San Francisco (AP, UPI)	Defensive End
Wally Chambers, Chicago (AP, UPI)	Defensive Tackle
Alan Page, Minnesota (AP, UPI)	Defensive Tackle
Bill Bergey, Philadelphia (AP, UPI)	Middle Linebacker
Isiah Robertson, Los Angeles (AP, UPI)	Linebacker
Brad Van Pelt, New York Giants (AP)	Linebacker
Chris Hanburger, Washington (UPI)	Linebacker
Monte Jackson, Los Angeles (AP, UPI)	Cornerback
Roger Wpherli, St. Louis (AP, UPI)	Cornerback
Cliff Harris, Dallas (AP, UPI)	Safety
Ken Houston, Washington (AP, UPI)	Safety
Jim Bakken, St. Louis (AP, UPI)	Kicker
John James, Atlanta (AP, UPI)	Punter

1976 AII-NFL Team

(Selected by Associated Press, Newspaper Enterprise Association, and Professional Football Writers Association)

OFFENSE

Cliff Branch, Oakland (AP, NEA, PFWA)	Wide Receiver
Drew Pearson, Dallas (AP, PFWA)	Wide Receiver
Isaac Curtis, Cincinnati (NEA)	Wide Receiver
Dave Casper, Oakland (AP, NEA, PFWA)	Tight End
Dan Dierdorf, St. Louis (AP, NEA, PFWA)	Tackle
Ron Yary, Minnesota (AP, NEA, PFWA)	Tackle
Joe DeLamielleure, Buffalo (AP, NEA, PFWA)	Guard
John Hannah, New England (AP, PFWA)	Guard
Conrad Dobler, St. Louis (NEA)	Guard
Jim Langer, Miami (NEA, PFWA)	Center
Tom Banks, St. Louis (AP)	Center
Bert Jones, Baltimore (AP, NEA, PFWA)	Quarterback
O.J. Simpson, Buffalo (AP, NEA, PFWA)	Running Back

Walter Payton, Chicago (AP, PFWA)	Running Back
Chuck Foreman, Minnesota (NEA)	Running Back

DEFENSE

Jack Youngblood, Los Angeles (AP, NEA, PFWA)	Defensive End
Tommy Hart, San Francisco (NEA, PFWA)	Defensive End
John Dutton, Baltimore (AP)	Defensive End
Wally Chambers, Chicago (AP, NEA, PFWA)	Defensive Tackle
Jerry Sherk, Cleveland (AP, NEA, PFWA)	Defensive Tackle
Jack Lamberg, Pittsburgh (AP, NEA, PFWA)	Middle Linebacker
Jack Ham, Pittsburgh (AP, NEA, PFWA)	Outside Linebacker
Isiah Robertson, Los Angeles (AP)	Outside Linebacker
Chris Hanburger, Washington (NEA)	Outside Linebacker
Robert Brazile, Houston (PFWA)	Outside Linebacker
Monte Jackson, Los Angeles (AP, NEA, PFWA)	Cornerback
Roger Wehrli, St. Louis (AP, PFWA)	Cornerback
Lemar Parrish, Cincinnati (NEA)	Cornerback
Cliff Harris, Dallas (AP, NEA, PFWA)	Safety
Ken Houston, Washington (NEA, PFWA)	Safety
Tom Casanova, Cincinnati (AP)	Safety
Jim Bakken, St. Louis (AP, NEA, PFWA)	Placekicker
Ray Guy, Oakland (AP, NEA, PFWA)	Punter

1976 All-AFC Team

(Selected by Associated Press and United Press International)

OFFENSE

Cliff Branch, Oakland (AP, UPI)	Wide Receiver
Roger Carr, Baltimore (AP, UPI)	Wide Receiver
Dave Casper, Oakland (AP, UPI)	Tight End
George Kunz, Baltimore (AP, UPI)	Tackle
Art Shell, Oakland (AP, UPI)	Tackle
John Hannah, New England (AP, UPI)	Guard
Joe DeLamielleure, Buffalo (AP, UPI)	Guard
Jim Langer, Miami (AP, UPI)	Center
Bert Jones, Baltimore (AP, UPI)	Quarterback
O.J. Simpson, Buffalo (AP, UPI)	Running Back
Lydell Mitchell, Baltimore (AP, UPI)	Running Back

DEFENSE

John Dutton, Baltimore (AP, UPI)	Defensive End
Coy Bacon, Cincinnati (AP, UPI)	Defensive End
Jerry Sherk, Cleveland (AP, UPI)	Defensive Tackle
Joe Greene, Pittsburgh (AP)	Defensive Tackle
Joe Ehrmann, Baltimore (UPI)	Defensive Tackle
Jack Lambert, Pittsburgh (AP, UPI)	Middle Linebacker
Jack Ham, Pittsburgh (AP, UPI)	Linebacker
Ted Hendricks, Oakland (AP)	Linebacker
Robert Brazile, Houston (UPI)	Linebacker
Mike Haynes, New England (AP, UPI)	Cornerback
Ken Riley, Cincinnati (AP)	Cornerback
Mel Blount, Pittsburgh (UPI)	Cornerback
Tom Casanova, Cincinnati (AP, UPI)	Safety
Glen Edwards, Pittsburgh (AP)	Safety
Mike Wagner, Pittsburgh (UPI)	Safety
Jan Stenerud, Kansas City (AP)	Kicker
Toni Linhart, Baltimore (UPI)	Kicker
Ray Guy, Oakland (AP, UPI)	Punter

Rams

Radio-TV Schedule

PRE-SEASON GAMES

BROADCAST OUTLETS

Date	Opponent	Location	Time	Radio	TV
Aug. 6	Minnesota	Los Angeles	7 p.m.	KLAC	*KNXT-TV(2)
Aug. 13	Philadelphia	Los Angeles	7 p.m.	KMPC	*KNXT-TV(2)
Aug. 21	S. Francisco	S. Francisco	1 p.m.	KLAC	KNXT-TV(2)
Aug. 27	Kansas City	Kansas City	5:30 p.m.	KMPC	KNXT-TV(2)
Sept. 1	San Diego	Los Angeles	7:30 p.m.	KMPC	*KNXT-TV(2)
Sept. 9	Oakland	Los Angeles	7:30 p.m.	KLAC	*KNXT-TV(2)

REGULAR SEASON GAMES

Sept. 18	Atlanta	Atlanta	10 a.m.	KMPC	KNXT-TV(2)
Sept. 25	Philadelphia	Los Angeles	1 p.m.	KMPC	
Oct. 2	S. Francisco	Los Angeles	1 p.m.	KMPC	
Oct. 10	Chicago	Chicago	6 p.m.	KMPC	KABC-TV(2)
Oct. 16	New Orleans	Los Angeles	1 p.m.	KMPC	
Oct. 24	Minnesota	Los Angeles	6 p.m.	KMPC	
Oct. 30	New Orleans	New Orleans	11 a.m.	KMPC	KNXT-TV(2)
Nov. 6	Tampa Bay	Los Angeles	1 p.m.	KMPC	
Nov. 13	Green Bay	Milwaukee	11 a.m.	KMPC	KNXT-TV(2)
Nov. 20	S. Francisco	S. Francisco	1 p.m.	KMPC	KNXT-TV(2)
Nov. 27	Cleveland	Cleveland	10 a.m.	KMPC	KNXT-TV(2)
Dec. 4	Oakland	Los Angeles	1 p.m.	KMPC	
Dec. 11	Atlanta	Los Angeles	1 p.m.	KMPC	
Dec. 17	Washington	Washington	10 a.m.	KMPC	KNXT-TV(2)

* Pre-Season games to be shown on delayed video tape.

NOTE: All kickoff times listed are Pacific Coast times. Radio coverage begins one-half hour early with "The Chuck Knox Show," followed by a pre-game show.

PRONUNCIATION GUIDE — PLAYERS: Brudzinski—Brud zin' skee; Cappelletti—Kap ah let' tee; Ekern—Eh' kern; Ferragamo—Fare ah gah' moe; Geredine—Gare' dean; Gollhardt—Goal' hart; Haden—Hay' den; Harrah—Hair' uh; Jodat—Joe' dat; Marderian—Mar dear' ee an; Nuzum—New' zum; Royall—Roy' al; Ian (Sunter)—Ee' an; Watley—Watt' lee; Wingard—Win' gard. **COACHES AND STAFF:** Geyer—Guy' er; Prochaska—Pro has' ka; Malavasi—Mal a vase' ee; Teele—Teel.

Try Ralphs hot dogs just for kicks.



They're out of this world. Just like all the super lunch meats, selected cheeses and prepared salads you'll discover in Ralphs delightful Deli department. Before the game, or after it, you'll come out a hero if you offer your family the delicious deli treats you'll find at Ralphs. More of what you want has helped make Ralphs the #1 supermarket where you live.

1977 by
Ralphs Groc. Co.

Switch to Number One*
...switch to



*Number one in shopper preference in the Los Angeles-Orange County area according to independent studies.

Include Ralphs party trays in your game plan.



Try this strategy: next time you have a Rams post-game party, bring home a delicious party tray from Ralphs. Tempting Ralphs party trays are hard to resist. You can choose from savory tidbit trays, smoked fish trays, delicious gourmet trays, and others. Or, Ralphs International Appetite Shoppe will make one up to suit your wishes. Just phone the International Appetite Shoppe at Ralphs, or drop by in person. For the phone number of the International Appetite Shoppe nearest you, see the attached flap.

©1977 by
Ralphs Groc. Co.

Switch to Number One*
... switch to



*Number one in shopper preference in the Los Angeles-Orange County area according to independent studies.