



OFFICIAL MEDIA GUIDE

RAMS 1978

Ralphs leads the league in selection.

You'll find more choices at Ralphs than just about any other supermarket. From super fresh produce to super meats... Ralphs has more of what makes a supermarket Number One.

© 1978 by Ralphs Groc. Co.

1978 SCHEDULE

Date	Opponent
Pre-Season	
Aug. 5	New England, 7 p.m.
Aug. 12	Sand Diego, 7 p.m.
Aug. 17	at Seattle, 7:30 p.m.
Aug. 26	at Oakland, 6 p.m.
Regular Season	
Sept. 3	at Philadelphia, 10 a.m. (PDT)
Sept. 10	Atlanta, 1 p.m.
Sept. 17	Dallas, 1 p.m.
Sept. 24	at Houston, 10 a.m. (PDT)
Oct. 1	at New Orleans, 11 a.m. (PDT)
Oct. 8	San Francisco, 1 p.m.
Oct. 15	at Minnesota, 1 p.m. (PDT)
Oct. 22	New Orleans, 1 p.m.
Oct. 30	at Atlanta, 6 p.m. (PST)
Nov. 5	Tampa Bay, 1 p.m.
Nov. 12	Pittsburgh, 6 p.m.
Nov. 19	at San Francisco, 1 p.m.
Nov. 26	at Cleveland, 10 a.m. (PST)
Dec. 3	at New York Giants, 10 a.m. (PST)
Dec. 11	Cincinnati, 6 p.m.
Dec. 17	Green Bay, 1 p.m.

ON THE COVER: The Rams were the first football team — pro or college — to have artwork on helmets. It started in 1947 (top) when halfback Fred Gehrke, now general manager of the Broncos, hand-painted the helmets blue with gold horns. From 1964-72, the Rams' colors were blue and white, and in 1973 the helmet again carried gold horns.





More publications available at:

www.retroseasons.com/library/

The Los Angeles Rams

Official Media Guide

CONTENTS

THE 1978 RAMS	
BIOGRAPHIES, COACHES	12-20
BIOGRAPHIES, EXECUTIVES	7-11
BIOGRAPHIES, ROOKIES & FIRST-YEAR VETERAN DRAFTEES	71, 76-77
BIOGRAPHIES, STAFF	21-26
BIOGRAPHIES, VETERANS	29-70
DEPTH CHART	3
DIRECTORY	2
DRAFT	78
EXECUTIVE BOARD	4-5
FINGER TIP INFORMATION	6
HOTELS	81
MEDIA INFORMATION	10
OPPONENTS	80-81
PRONUNCIATION GUIDE	144
ROSTER, ROOKIE & FIRST-YEAR VETERAN	74-75
ROSTER, VETERAN	72-73
SCHEDULE, RADIO AND TELEVISION	144
RAMS REFERENCE MATERIAL	
ATTENDANCE INFORMATION	85-86
AWARD, REEVES MEMORIAL	139
AWARDS, YE OLD RAMS	109
DRAFT, PREVIOUS FIRST CHOICES	78
HISTORICAL HIGHLIGHTS	87-91
LASTS IN RAM FOOTBALL	134
LONGEST PLAYS	110-111
PRO BOWL	104
RECORDS, ALL-TIME LEADERS	112
RECORDS, COACHES	21
RECORDS, INDIVIDUAL	113-118
RECORDS, TEAM	119-125
ROSTER, ALL-TIME	105-108
ROSTER, ALL-TIME COACHES	103
SCORES, PRE-SEASON	98-100
SCORES, REGULAR SEASON	92-97
SCORES, SERIES	100-103
SEASON REVIEW, 1977	125-133
STATISTICS, 1977 INDIVIDUAL	82-83
STATISTICS, 1977 TEAM	84
TRADES, MEMORABLE	27
NATIONAL FOOTBALL LEAGUE INFORMATION	
ALL-NFL, NFC, AFC	142-143
RESULTS, SUPER BOWL	140
SCHEDULE, PRE-SEASON	140
SCHEDULE, REGULAR SEASON	137-139
SCORES, 1977	135-137
STANDINGS, 1977	141

WRITING AND EDITING: Rams Public Relations Department. COVER DESIGN: NFL Properties, Inc. GRAPHICS: Heath & Associates.

Club Directory

CARROLL ROSENBLOOM	President
STEVE ROSENBLOOM	Assistant to the President
DON KLOSTERMAN	Executive Vice-President and General Manager
JACK TEELE	Vice-President, Administration
DICK STEINBERG	Director of College Scouting
HAROLD GUIVER	Special Assistant
CLYDE GIBSON	Controller
JERRY WILCOX	Director of Public Relations
JACK GEYER	Director of Promotions
GENO EFFLER	Assistant Director of Public Relations
BARBARA HEERDT	Office Manager
DON HEWITT	Equipment Manager
GARY TUTHILL	Trainer
GEORGE MENEFFEE	Trainer
MICKEY DUKICH	Cinematographer
E. GREGORY HOOKSTRATTEN	Legal Counsel
DON BYRNE	Legal Counsel
GABE BARTOLD	Entertainment Director
HECKLE LYNN	Assistant Equipment Manager
LEROY LAKE	Blair Field Manager
CHUCK BENEDICT	Speakers Bureau

COACHING STAFF: George Allen, Head Coach; LaVern Torgeson, Defensive Line and Asst. Head Coach; Ray Malavasi, Offensive Coordinator and Offensive Line Coach; Bud Carson, Defensive Backfield Coach; Charlie Waller, Quarterbacks Coach; Max Coley, Offensive Backfield Coach; Lionel Taylor, Receivers Coach; Frank Lauterbur, Linebackers Coach; Paul Lanham, Special Teams Coach; Jack Faulkner, Special Assistant Assistant Coach; Bill Hickman, Administrative Assistant; Clyde Evans, Conditioning Specialist.

SCOUTING STAFF: Harley Sewell, John Math, Randy Tyson, John Trump, Jack Stovall, Dwain Lyon, Dennis Moulton, Frank Trump.

MEDICAL STAFF: Dr. Robert Kerlan, Team Physician; Dr. Toby Freedman, Associate Physician; Dr. Clarence Shields, Associate Physician; Teruo Yamamoto, Team Dentist.

TICKET DEPARTMENT: Don Johnson, Manager; Jerry Mickelsen, Don Nims.

SECRETARIAL STAFF: Shirley Krystek, Coaching Staff; Trudy Replogle, Receptionist; Gloria Conroy, Administrative; Kris Anderson, Scouting; Lynn Grant, Public Relations; Trudy Wachtendorf, Administrative; Birgit Moll, Accountant; Debbie Campise, Ticket Office.

OFFICE AIDES: Clay Robbins, Linda Heardt.

GENERAL OFFICES: 10271 West Pico Blvd., Los Angeles, California 90064. Phone: (213) 277-4700. Ticket Office (277-4744).

COACHING OFFICES: Recreation Park, 5000 East Anaheim St., Long Beach, California 90804, Phone: (213) 433-4913.

STADIUM: Los Angeles Memorial Coliseum (71,414).

TRAINING CAMP: California State University, Fullerton, Ca. (714) 879-9220.

PRACTICE SITE: Blair Field, Long Beach, California.

TEAM COLORS: Royal Blue, Gold and White.

Rams Depth Chart

OFFENSE

- WR — 29 Harold Jackson, 88 Freeman Johns, 82 Willie Miller, *46 *Ron Smith, 33 Curtis Leak*
- LT — 77 Doug France, 78 Jackie Slater, 73 Gus Coopens
- LG — 65 Tom Mack, 66 *Donnie Hickman, 68 Ed Fulton*
- C — 61 Rich Saul, 51 Rick Nuzum, 54 Dan Ryczek, *57 Barry *Caudill, 56 Leon White, *52 Doug Smith*
- RG — 60 Dennis Harrah, 63 Greg Horton, *71 *Dave Conrad*
- RT — 75 John Williams, 62 *Jeff Williams, 74 Charles Peal*
- TE — 83 Terry Nelson, 86 Charle Young, 84 Terry Joyce, 91 *Ray Jolla, 92 Don Pederson*
- WR — 81 Ron Jessie, 80 Billy Waddy, 87 Dwight Scales, *38 *Mike Robinson, *36 Preston Dennard*
- QB — 11 Pat Haden, 15 Vince Ferragamo, 18 Roman Gabriel, 16 *Carlos Brown, 13 Mark Manges*
- RB — 30 Lawrence McCutcheon, *26 Wendell Tyler, 34 *Elvis Peacock, 44 Sonny Collins, 24 Teddy Farmer, *37 Elmo Simmons*
- FB — 22 John Cappelletti, 39 Rod Phillips, *43 Jim Jodat, 32 Cullen Bryant

DEFENSE

- LE — 85 Jack Youngblood, 93 *Tim Tennigkeit, 67 Andre Anderson*
- LT — 76 Cody Jones, 79 Mike Fanning, 95 *Eddie Catoe*
- RT — 90 Larry Brooks, 72 *Stan Johnson*
- RE — 89 Fred Dryer, 70 Al Cowlings, *71 *Reggie Doss*
- LLB — 53 Jim Youngblood, 50 Kevin McLain, *52 *Ron Hostetler*
- MLB — 64 Jack Reynolds, 55 Carl Ekern, 94 *Dave Morton, 96 Bob Fields*
- RLB — 58 Isiah Robertson, 59 Bob Brudzinski, *57 *Lance Fralick*
- LC — 27 Pat Thomas, 49 Rod Perry, 47 *Roger Coleman, 31 Pat Martin*
- RC — 28 Monte Jackson, 25 *Curtis Royall, 35 Greg Husband*
- SS — 42 Dave Elmendorf, 21 Nolan Cromwell, 23 *Greg Hatton, *37 Pat Schmidt, 10 Mike Childers, *38 Bobby Moreau*
- FS — 48 Bill Simpson, 20 Jackie Wallace, 41 *Alan Caldwell, *36 Skip Sharp, *43 Milton Carter*

SPECIALISTS

- P — 19 Glen Walker, 84 Terry Joyce, 3 *Frank Corral, 9 Danny Lee, 10 Mike Childers*
- K — 1 Rafael Septien, 3 *Frank Corral*
- H — 21 Nolan Cromwell

* Indicates duplicate number

Rookies and first-year veterans indicated by *italics*.



Carroll Rosenbloom



Steve Rosenbloom



Georgia Rosenbloom



Lew R. Wasserman



E. Gregory Hookstratten

Los Angeles Rams EXECUTIVE BOARD



Don Klosterman



Jack Teele



Earl Burke



James Stone

Finger Tip Information

- CLUB FORMED:** 1937 as the Cleveland Rams.
Franchise moved to Los Angeles in 1946.
- TITLES WON:** Two World Championships (1945 and 1951)
Five Conference Championships (1945, 1949, 1950, 1951, 1955)
Two Coastal Division Championships (1967 and 1969)
Five NFC Western Division Championships (1973, 1974, 1975, 1976, 1977)
- TICKET INFO:** Reserved seats \$12, \$10. Phone 277-4744.
- MISC. DATES:**
- July 10 — Advance Camp
 - July 20 — Remainder of squad reports
 - July 28 — Picture Day (9 a.m.)
 - Aug. 15 — Cutdown to 60
 - Aug. 22 — Cutdown to 50
 - Aug. 28 — Final Roster Cutdown

Ralphs is a Super Bowl of produce.



Everything you need to add a healthy, eye-appealing touch to your outdoor barbecues this summer. For quality, selection and the right price, Ralphs is a winner every time.



© 1978 by
Ralphs Groc. Co.

Rams Executives

CARROLL ROSENBLOOM, Owner and President

Winning five consecutive division titles might satisfy some owners, but Carroll Rosenbloom is one who believes that nothing but the best is too good for Rams fans.

Not content to stand pat, the energetic Rosenbloom is a man who constantly tries to improve his franchise. With this in mind, he conducted an exhausting search for the best head coach available this winter before hiring one of the NFL's best — George Allen.



It is a departure from the usual script for Carroll, who is getting in Allen a proven winning coach. Heretofore, Rosenbloom's speciality has been discovering promising young coaches who have developed into big winners. In fact, head coaches discovered by Rosenbloom have won four of the last ten Super Bowls.

Those coaches worked for Carroll in Baltimore where his Colts recorded 16 consecutive winning seasons, including a Super Bowl victory in January of 1971.

Thus, it was not merely coincidental that just about the time Carroll Rosenbloom arrived in Southern California to assume ownership of the local football franchise, the Rams started to win.

Five consecutive NFC Western Division titles have come to Los Angeles since Rosenbloom traded his Colts for the Rams in that historic transaction during July of 1972. Rosenbloom spent that fall in the role of an observer, but following a 6-7-1 season he began to make moves designed to bring the Rams a winner. What followed was a miraculous turnabout that happened so quickly that perhaps only the perfectionist Rosenbloom was ready for it.

In five seasons since he became the active Rams owner, the club has won nearly 80 per cent of its games, accumulated a record five consecutive NFC Western titles and has played for the conference championship in three of the last four years. The record is 54-15-1 with the team averaging almost 11 wins a year.

Obviously, success is nothing new to Rosenbloom whose acquisition of the Rams culminated on July 14, 1972. Carroll had revived professional football in Baltimore in 1953 after a previous

franchise there had been dissolved in 1950. From 1958 through '71 Rosenbloom's Colts built the best record in the NFL.

Carroll has a reputation as an interested and active owner. He is a frequent visitor at training camp and at practice sessions, and makes it his pleasure to know the players as individuals.

Besides his devotion to his own team, Carroll has always been a leader in NFL policy-making decisions. For example, he lent his business acumen and negotiating skill as a key force on the NFL Executive Committee which completed the merger agreement with the former American Football League.

Just as Rosenbloom was a positive force behind the success of the merger, so has he been a prime example of what excellent management can do in professional football. Perhaps the Rosenbloom success formula can best be explained by his philosophy: The man is totally dedicated to fan comfort and enjoyment. "The first objectives are to see that the fans are entertained and that they are comfortable," he believes.

The best way to do the former, he feels, is to play winning football. The best way to do the latter is to push for improved stadium conditions, a project that has occupied much of his time since moving to Southern California.

Carroll likes to be described as a football executive, despite the fact that he is involved in many other ventures. Carroll is an active and resident owner. He and his beautiful wife, the former Georgia Hayes, live in Bel-Air.

A Baltimore native, Carroll attended Pennsylvania's Wharton School of Finance. He played halfback at Penn and also pitched for the school's baseball team. Golfing has been his game for relaxation, but since moving to the Southland he has revived an abiding interest in tennis.

STEVE ROSENBLOOM, Assistant to the President



Steve Rosenbloom, a 33-year-old executive who has worked in almost every phase of a professional football operation, from picking up dirty socks to signing the pay checks, is the key man behind the Rams year-round, day-by-day functioning.

Steve is in charge of virtually every facet of the business. This includes the budget, the various contracts with the Coliseum, the Blair Field (Long Beach) complex, player contracts, the pre-season schedules, the controller, the public relations department, the ticket department and player personnel.

In addition to his Rams duties, Steve has found time to involve himself in such community endeavors as serving on the boards of both the Los Angeles Boys Club and the Southern California Visitors

Council. Before leaving Baltimore for Los Angeles in 1974, when he joined the Rams organization, Steve was a Director of the Maryland Chapter of the National Cystic Fibrosis Research Foundation.

Before coming west, Steve was President of the Baltimore Colts from March, 1971, until July, 1972, when his father, Carroll Rosenbloom, traded that franchise for the Rams. Following the swap, Steve remained in Baltimore for a year to assure a smooth transition. Following his move to Los Angeles, Steve spent a season assessing the team before assuming the title of Assistant to the President in the spring of 1974.

Steve obtained a degree in business management at Georgetown University in 1967 and immediately joined the Colts on a full-time basis. He had prepared for this move by working closely during his collegiate days with the late Don Kellett, then Colts general manager.

Few football executives boast of Steve's training and background. At age 12 he was assistant equipment manager of Baltimore during training camp and weekends. At age 17 he joined the club's public relations office at training camp.

As a full-time employee, Steve was first the Business Manager where responsibilities also included road trip arrangements. Two years later, 1969, he became Assistant to the President where he worked with the player personnel, signing players and scouting.

Baltimore climaxed its 1970 campaign with a 16-3 Super Bowl victory over Dallas and two months later Carroll Rosenbloom elevated Steve to the club's presidency.

Steve, born November 23, 1944, in Atlantic City, N.J., his wife, the former Renee Bauchat, and their three-year-old son, James Carroll, reside at Rolling Hills Estates.

DON KLOSTERMAN, Executive Vice-President and General Manager

One of the reasons for the Rams success over the last five years has been extraordinary fortune in the area of player personnel. Much of the credit for the trading, drafting, waiving, claiming and signing during this period must go to Don Klosterman, the club's Executive Vice-President and General Manager.

During his 18 years as a pro football executive Klosterman has earned the admiration throughout the NFL for his work in the front office and personnel departments. Success has followed him wherever he has gone.

An example of this has been in Los Angeles, where Ram teams have won consecutive division titles since Klosterman arrived back "home"



in the summer of 1972, along with owner Carroll Rosenbloom, who had traded his Colts for the Rams and then persuaded his Baltimore general manager to go west with him.

It's in the important area of player personnel that Don has made a name for himself that is second to none in the NFL. The former Loyola University star quarterback helped build title-winning teams in San Diego, Kansas City and Houston before joining Rosenbloom in Baltimore.

During those early years Don became a driving force in the ultimate acceptance of the young American Football League.

Don began his front office career in 1960 as a scout with the fledgling Los Angeles Chargers who, sparked by players he had scouted, quickly became a dominate AFL power when the club moved to San Diego. Football men noted Klosterman's eye for talent, and one of them, Lamar Hunt, lured him to his Dallas Texans (now the Kansas City Chiefs) and more Klosterman signees helped turn Hunt's team into an eventual Super Bowl winner.

Next stop on the trail back to Los Angeles was Houston, where Klosterman became General Manager in 1966. A year later the Oilers had won the Eastern Division title of the AFL and the team never again finished lower than second under Don's leadership.

Then it was on to Baltimore in 1970 as Don was hired as general manager for Rosenbloom, whom Don calls "the best owner in all of professional sports."

Born in Lemars, Iowa, Don grew up in Compton, Calif., as one of 15 children. At Loyola, as "The Duke of Del Rey," he led the Lions through their most successful athletic era, setting seven NCAA passing records, including one for career completions (368) which lasted 13 years and another for most completions in a season (159) which stood for 12 years. One night, against Florida, he set three records — 33 completions in 63 attempts for 372 yards.

The university was grateful. It retired Don's jersey (No. 10) and in 1971 honored him as its "Alumnus of the Year." Today he is a member of its Board of Regents.

Media Information

- WILL CALL:** Located opposite Tunnel 4 on south side of Coliseum. Opens 1½ hours prior to game time.
- PRESS GATE:** Located opposite Tunnel 6 on south side of Coliseum. Opens two hours prior to game time.
- SERVICES:** Sportscomm and Canfax are available and should be ordered in advance. Local contacts: Sportscomm — Dick Bassler, 462-5091; Canfax — Ian Moss, 876-7472.
- CREDENTIALS:** All requests should be made to Jerry Wilcox, Rams Director of Public Relations.

Don's pro football career began as Cleveland's first round draft choice. With Otto Graham as the Browns' incumbent QB, Don was traded to the old Dallas Texans, then to the Rams where he backed up Bob Waterfield and Norm Van Brocklin in 1952.

Following two years in the Air Force, Don played in Canada for the Calgary Stampeders, and at one time held the CFL record for the longest pass, 106 yards.

JACK TEELE, Vice-President, Administration

Jack Teele enters his 19th season as a Rams staff member in 1978. The onetime newspaper columnist (Long Beach Independent & Press-Telegram) became Public Relations Director in 1960 and soon demonstrated the administrative ability and innovative talent which brought him respect throughout the National Football League.



Teele became the trusted right hand man to the previous club owner, the late Don Reeves, when he named Assistant to the President in March, 1969. Reeves died in April, 1971. When Carroll Rosenbloom took over in July, 1972, he made Teele Administrative Assistant.

In this capacity Teele works closely with both Carroll and Steve Rosenbloom and general manager Don Klosterman. Teele's duties are many and include managing the training camp and supervising the club's Long Beach complex, which includes the coaches' offices and practice facilities. He also handles all the club's travel and practice arrangements.

Teele, born June 17, 1930, at Bloomington, Ill., is another transplanted Californian. He graduated from Long Beach Polytechnic High School, Long Beach City College and Long Beach State. He participated in basketball and golf in high school and was a guard on State's first-ever basketball team in 1951-52.

Teele was a full-time employee in the sports department of the Independent & Press-Telegram while attending school (1949-52) until he joined the Army. Following two years with the Counter Intelligence Corps in Japan he returned to the newspaper in 1954 as a sports writer and columnist.

Teele covered the Rams for his paper for three years, starting in 1957, before joining the club.

Named to the Long Beach City College Hall of Fame in 1976, Teele in 1971 was also tabbed as Long Beach State's Outstanding Alumnus. For the past seven years he has served as chairman of the Dan Towler Scholarship Fund Committee. The Towler Fund provides aid for black ministerial students.

Jack and wife Marilyn reside at Long Beach. They have two daughters, Mrs. Robert (Dana) Thurston, 22, and Lisa, 20.

Rams Coaching Staff

GEORGE ALLEN, Head Coach



The name George Allen has become synonymous with winning football from coast to coast.

It is this reputation as a winner and the builder of playoff teams that prompted Carroll Rosenbloom to bring Allen back as head coach of the Rams, the team Allen turned into a five-year winner from 1966 through 1970 before moving to Washington where he guided the Redskins to similar success.

In his 12 seasons as a head coach in the NFL his impressive 116-47-5 (.706) record ranks him 10th in NFL history for lifetime victories and it makes him fourth among active coaches. Of the coaches with 100 or more regular season wins, he is the only one never to have had a losing season.

In addition his teams have been to the playoffs seven times in 12 years and he has never had a losing season, including last year's 9-5 mark with the Redskins.

Allen's trademark has been to turn losers into winners. Plucked from the Chicago Bears staff where he had been an assistant by the Rams in 1966, Allen took a 4-10 Ram team from the year before and led it to an 8-6 record. During his next four years in Los Angeles, he went 11-1-2 in 1967, 10-3-1 in 1968, 11-3 in '69 and 9-4-1 in '70 for an overall mark of 49-17-4 as the Rams went to the playoffs twice and narrowly missed on two other occasions. In '67 and '68 his teams won 14 consecutive regular season games to set a club record, and in the five years the Rams had an enviable 26-7-2 mark on the road.

He became (at the time) the winningest coach Ram history and won NFL Coach of the Year honors from UPI, The Sporting News and the Washington Touchdown Club, as well as Co-Coach of the Year from the AP.

When he moved on to the Redskins, Allen enjoyed the same kind of success. He took a losing Redskin team and turned it into a 9-4-1 winner in his first season, 1971, for the best club record in 29 years. In recording seven consecutive winning seasons, Allen established a mark unequalled in Washington since prior to World War II. His teams went to the playoff five times and in 1972 his 11-3 team went all the way to the Super Bowl before losing to Miami. For the second straight year Allen earned Coach of the Year honors.

In all at Washington Allen won 67, lost but 30 with one tie to become the winningest coach in Redskin history. Ten of those wins were on Monday night.

In his 12 years as a head coach he has made an NFL record 131 trades. During that time, no less than 10 assistants have gone on to become NFL head coaches.

George Herbert Allen was born April 29, 1922 in Detroit, Michigan and attended Lake Shore High, earning nine letters — three of each in football, basketball and track. He was captain and all conference in basketball.

In 1943 and 1944, under the Navy V-12 program, Allen attended Alma College where he was an end, the same position he played when he transferred to Marquette. He completed his undergraduate work at Michigan where he participated in baseball and wrestling. He received a B.A. in 1947 and an M.A. in '48 from Michigan where he was a member of the Sigma Delta Psi, national honorary athletic and scholarship fraternity. He has also done graduate work on a doctorate at USC and was given an honorary Doctor of Laws degree from Morningside College in Sioux City, Iowa.

It was at Morningside that Allen got his first head coaching job in 1948 following a year as an assistant at Ann Arbor (Mich.) High in 1947. In 1951 Allen moved to Whittier College.

His first pro football coaching job was with the Rams as offensive ends coach in 1957. The following year he joined George Halas' Chicago Bears staff where he remained for eight years, highlighted by the 1963 season when, as head defensive coach, Allen was presented the title game ball by the World Champion Bears after his secondary picked off five passes.

Allen, author of seven books, has initiated three scholarships: at Morningside; at Gallaudet, the nation's leading school for the deaf; and a scholarship for Indian youth. Allen recently received a commendation from President Carter for his work as National Chairman of the Summer Jobs for Needy Youth Program.

He and his wife, the former ETTY Lumbrusco, have four children: George, Jr., 26; Gregory, 24; Bruce, 21; and Jennifer, 17.

ALLEN'S NFL HEAD COACHING RECORD

YEAR	TEAM	W	L	T	PCT.	FINISH	
1966	Los Angeles	8	6	0	.571	Third	
1967	Los Angeles	11	1	2	.971	First	Playoffs
1968	Los Angeles	10	3	1	.769	Second	
1969	Los Angeles	11	3	0	.786	First	Playoffs
1970	Los Angeles	9	4	1	.692	Second	
1971	Washington	9	4	1	.692	Second	Playoffs
1972	Washington	11	3	0	.786	First	Playoffs
1973	Washington	10	4	0	.714	First-Tie	Playoffs
1974	Washington	10	4	0	.714	First-Tie	Playoffs
1975	Washington	8	6	0	.571	Third	
1976	Washington	10	4	0	.714	Second	Playoffs
1977	Washington	9	5	0	.643	Second	
Totals	12 Years	116	47	5	.706		7 Playoffs

LaVERN TORGESON, Defensive Line and Assistant Head Coach

LaVern Torgeson, George Allen's top assistant coach for the past nine NFL seasons, joins the Rams a second time — like Allen — as the defensive line and assistant head coach.

Heading a group of assistants that Allen calls "potentially the best I've ever had," Torgeson begins his 27th year as a player and coach in the NFL. He comes to the Rams after seven seasons as defensive coordinator of the Redskins. In 1969-70, Torgeson was the defensive line coach for the Rams, thus beginning his professional association with Allen.

Born Feb. 28, 1929 in LaCrosse, Wash., Torgeson was team captain and an All-American at Washington State in 1948-50. Drafted by Detroit as a linebacker in 1951, he played four seasons before being traded to Washington. He played four seasons with the Redskins and was an All-Pro five of his eight NFL seasons.

He was retained by the Redskins to coach their defensive line from 1959-61, then went to Pittsburgh in 1962. With the Steelers until 1968, Torgeson served as a defensive line coach, offensive line coach and defensive coordinator.

Torgeson, nicknamed "Torgy," joined the Rams the following year, coaching such all-time Ram greats as Merlin Olsen, Deacon Jones, Roger Brown and Lamar Lundy.

Torgy, wife Nola and daughters Teri, 20, and Tami, 18, live in Huntington Beach, Ca.



RAY MALAVASI, Offensive Coordinator and Offensive Line Coach

Much of the credit for the Rams' defensive successes in the past five divisional-championship seasons belongs to Ray Malavasi, a coaching veteran of 23 years.

But in 1978, Malavasi will work on the other side of the football coin — as the offensive coordinator and offensive line coach. Nearly half of those 23 years have been spent on offense, so Malavasi will be no stranger, especially with the past five years watching 27 other offenses.



Malavasi's ability to mold individual personalities into a unit is reflected by no less than 19 defenders being named to the NFC Pro Bowl squad in the last five seasons.

A native of Passaic, N.J., Malavasi came to the Rams in 1973 after two years at Oakland where he coached the linebackers.

Malavasi, born Nov., 8, 1930, began his coaching career in 1953. Although drafted that year by Philadelphia, he decided to become player-coach at Fort Belvoir, Va., where one of his clubs won a service championship.

The ex-Army and Mississippi State lineman served as assistant coach at Minnesota (1956-57), Memphis State (1958-60) and Wake Forest (1961). He became personnel director of the Denver Broncos in 1962 and in 1963 became that club's defensive line coach. In 1966, Malavasi was named the Bronco's interim head coach replacing Mac Speedie, who resigned two games into the season.

Malavasi was defensive coach of Canada's Hamilton Tiger-Cats in 1967 and 1968 before taking the same job with the Buffalo Bills in 1969 and 1970. He joined Oakland in 1971.

A graduate of Clifton, N.J., High, Malavasi and his wife, Mary, have two daughters, Maureen, 20, and Sheila, 16, and three sons: Dennis, 21, Bill, 16, and Bryce, 14. They live in Huntington Beach.

BUD CARSON, Defensive Backfield Coach

In his first year with the Rams, Bud Carson hopes to strengthen an already-stingy defensive backfield that was ranked No. 9 in the NFL against the pass in 1977. Moving that ranking closer to No. 1 won't be easy, but Carson has 23 years of coaching experience — primarily defensive — to rely on when the Rams take the field in 1978.

For the past six years, Carson has demonstrated his defensive prowess with the Pittsburgh Steelers. Hired as a defensive backfield coach in 1972, Carson became defensive coordinator midway through that season and was responsible for the intimidating success of the "Steel Curtain."

In the last nine games of 1976, the Steelers' defense notched five shutouts and allowed just two touchdowns as Pittsburgh made the playoffs after a 1-4 start.

Born April 28, 1931 in Brackenridge, Pa., Carson was an All-Southern Conference defensive back at North Carolina. He spent two-and-a-half years in the Marines after graduating.

His initial coaching job at Scottsdale (Pa.) High in 1955 and 1956 resulted in a two-year record of 16-2-1, followed by a eight-year stay at his alma mater as an assistant. He spent 1965 as the head defensive coach at South Carolina before moving to Georgia Tech.

After a season as defensive coordinator, Carson succeeded Bobby Dodd as head coach. He compiled a 27-27 record in five seasons (winning 16 of the last 23) including two bowl appearances, and had a 9-3 record in 1970.

Bud and his wife, Linda, have four children: Dana, 19, Cliff, 18, Gary, 17, and Cathy, 3. They live in Los Alamitos, Ca.



CHARLIE WALLER, Quarterbacks Coach

Guiding quarterbacks and molding offenses has been Charlie Waller's main concern in 27 years of college and pro coaching, and he plans on utilizing his expertise with Ram quarterbacks in 1978.

Waller came to the Rams along with George Allen, whom Waller has worked for the past six seasons in Washington. As the Redskins offensive coordinator from 1972-77, Waller was instrumental in forming an offense that led the NFC in passing in 1974 and 1975.

Born Nov. 26, 1921 in Griffin, Ga., Waller transferred from the University of Georgia to Oglethorpe University where he was a single-wing tailback and team captain. He also lettered in baseball, boxed in the SEC Golden Gloves finals and later graduated from Georgia.

Waller served in the U.S. Navy from 1941-45, was commissioned at sea for heroism and was discharged as a Lieutenant JG. He began his college coaching career at Auburn (1951-54) as the head offensive coach and held the same position at Texas (1955-56) and Clemson (1957-65).

His NFL coaching career began in 1966 with San Diego as the offensive backfield coach, a position he held through most of 1969. With head coach Sid Gillman's retirement, Waller became the Chargers' head man with five weeks left in the '69 season. Winning the last four straight gave San Diego an 8-6 record — its last winning season to date.

In 1970 the Chargers were 5-6-3 under Waller, and with Gillman's return in 1971, Charlie became the head offensive coach. The Chargers led the NFL in passing offense and were second in total offense. The following season he moved to Washington where he began his association with Allen.

Waller, wife Maxine and daughter Mary Frances, 18, reside in Seal Beach, Ca. The Waller's four oldest daughters — Peggy, Patsy, Karen and Cheri — are all married.



MAX COLEY, Offensive Backfield Coach

With more depth than probably any other NFL backfield, the Rams will have as their offensive backfield coach Max Coley — an offensive coach in the NFL for nine years.

Coley joins the Rams after a year as offensive coordinator of the San Diego Chargers, and he plans to contribute to a Rams offense that hopes to be more explosive and varied than ever before.

Prior to his move to San Diego, Coley was the



offensive coordinator with the Denver Broncos from 1972-76. In 1973, Denver set a club record for most touchdowns in a single season (41) and the Broncos were developing into a contender. The Broncos' 9-5 mark in 1976 was the best ever through the organization's first 17 years.

Born Aug. 5, 1927 in Wewoka, Okla., Coley was a fullback at Northeastern Oklahoma and San Jose State. His coaching career began at Tulare (Ca.) High in 1950, and he entered the college ranks in 1955 as the offensive backfield coach at San Jose State.

Coley went to the University of Oregon in 1959 and remained there through 1968 as the offensive backfield coach. He stepped into the ranks of professional football in 1969 with the Pittsburgh Steelers as the receivers coach, then became offensive backfield coach of the Steelers in 1970-71.

Max, wife Ann and daughter Melinda, 20, live in Southern California. The Coleys have three other children: son Max Lynn and Ricky, and daughter Delera.

LIONEL TAYLOR, Receivers Coach

Noted for his ability, experience and overall credentials, Lionel Taylor returns for his second season as the Rams receivers coach. In his first Ram campaign, Taylor was such a guiding influence that Terry Nelson caught the most passes by a Ram tight end since 1970, wide receiver Billy Waddy was named to numerous All-Rookie teams and veteran Harold Jackson had his highest reception total ever as a Ram.



Taylor was with the Pittsburgh Steelers from 1970-76 and was the senior member on Chuck Noll's staff that won back-to-back Super Bowl titles in 1974-75. With Pittsburgh, Taylor built a reputation for developing young receivers like Lynn Swann and John Stallworth.

The 42-year-old Taylor's performance as a player, however, was equally impressive. His 10-year pro career began as a member of the Chicago Bears in 1959. When the rival AFL was formed the following year, Taylor went to Denver where he developed into one of the finest receivers in that league's history. Lionel was with the Broncos from 1960-66, then finished his active playing days at Houston in 1967 and 1968.

His 567 receptions is the fifth best career mark in pro football history. He led the AFL in receiving a record five times and in 1961 became the first pro player to catch 100 passes in a season. He once caught 13 in a game to set an AFL mark.

A native of Kansas City, Mo., Taylor was born Aug. 15, 1936. He grew up in Lorado, W.Va., then went to college at New Mexico Highlands where he was an All-Frontier Conference flanker.

Lionel and wife Lorencita reside in Rolling Hills Estates, Ca., with their two daughters: Loretta, 19, and LaVern, 17.

FRANK LAUTERBUR, Linebackers Coach

Frank Lauterbur begins his seventh NFL season — his first as the Rams linebackers coach — with 29 years of defensive and head coaching experience to draw from. His success in the past shows he's used that experience well.

Lauterbur comes to the Rams from Baltimore where he was the linebackers coach in 1974 and the defensive backfield coach in 1975-77.

In 1977, the Colts' defense was No. 2 in the AFC in pass completion percentage (47.4) and No. 2 in the NFL in interceptions with 30. The Colts led the AFC in quarterback sacks in 1975 and 1976, and were second in 1977. Part of that success must rest with the defensive backfield's ability to provide sufficient coverage.

Born Aug. 8, 1925 in Cincinnati, Ohio, Lauterbur was a guard at Oberlin College in 1943. A World War II Marine veteran, Lauterbur played at Camp Pendleton in 1945 and returned to Mt. Union College in 1946-48.

After four years coaching high school football, he coached both lines at Kent State in 1953-54. Lauterbur got a taste of professional football as the Colts' defensive line coach in 1955-56, then took a similar post at Army in 1957-61. After a season at Pitt where he was defensive coordinator, Lauterbur became head coach and athletic director at Toledo.

He guided his team to 11-0 (1969) and 12-0 (1970) seasons and was Mid-American Conference Coach of the Year three times. Toledo appeared in the Tangerine Bowl after each of its perfect seasons and had its highest national ranking ever — 12th in 1970.

Lauterbur was head coach at Iowa in 1971-73, then joined the Colts the following year.

Frank, wife Mary and son Frank Jr., 14, live in Huntington Beach, Ca. The Lauterburs also have three daughters: Mary, Fran and Carol.



PAUL LANHAM, Special Teams Coach



George Allen constantly stresses the importance of special teams play, and to perfect the execution of the Rams' special teams he brought Paul Lanham to Los Angeles from the Redskins coaching staff.

Lanham, regarded as one of the best in the NFL at his trade, was responsible for the Redskins being rated No. 1 in special teams play the past three seasons. Those ratings are based on return yardage, return yardage allowed and blocked kicks.

Lanham was the Washington special teams coach from 1973-77, and before that he spent one season with the St. Louis Cardinals as the special teams and offensive backfield coach.

Born July 31, 1930 in Ripley, W.Va., Lanham attended Morris Harvey College and transferred to Glenville (W.Va.) State. At Glenville, he lettered three years as a linebacker.

His college coaching career began in 1960 at the University of Delaware. While earning a master's in educational administration, Lanham coached the freshmen team's offensive line. He became the head freshman coach at Dayton in 1961, then moved to Colorado State (1962-69) where he spent most of those years as offensive coordinator.

Lanham guided the special teams and tight ends at Arkansas in 1970-71, then came to the NFL the following season with St. Louis.

Paul and wife Helen have three children: Tammy, 18, Steve, 16, and Randy, 14. They live in Mission Viejo, Ca.

JACK FAULKNER, Special Assistant Coach

Jack Faulkner has coached or scouted football players for 29 years. He know utilizes the knowledge and skills garnered through those seasons to serve head coach George Allen as a "Jack-of-all-trades," so to speak. He does advance game scouting, evaluates professional personnel throughout the NFL and works with the Rams defense.

Faulkner was named AFL coach of the year in 1962 when he led the Denver Broncos to a 7-7 record in his first season as head coach and general manager after the team had gone 4-9-1 the previous year.

Faulkner, born April 4, 1926, in Youngstown, Ohio, was a linebacker at Miami of Ohio from 1946-48 after a tour in the Marine Corps (1944-45).

He coached six years at the University of Cincinnati (1949-54) under Sid Gillman, then accompanied Gillman as defensive backfield coach when they joined the Rams in 1955.

When Gillman left the head coaching position of the Rams for a similar spot with the Los Angeles Chargers of the AFL, Faulkner went along. He also coached for Gillman with the San Diego Chargers in 1961 before going to Denver where he remained until midway in the 1964 season.

In 1965 he became defensive backfield coach of the Minnesota Vikings, returning to Los Angeles in 1966 as a scout. He left to join the expansion New Orleans Saints from 1967 through 1970, serving as chief defensive coach for three years and director of player personnel



the final year. Faulkner came back to the Rams as a scout in 1971-72 and then joined Knox's staff.

Jack and wife Betty live in Palos Verdes. They have a daughter, Cathy, 26, and a son, Jon, 15.

BILL HICKMAN, Administrative Assistant

Bill Hickman comes to the Rams after five seasons with the Washington Redskins in charge of special assignments for George Allen. Hickman will perform various administrative duties for Allen and the Rams coaching staff, and will also assist with film breakdown for evaluation.

Besides being in charge of special projects at Washington, Hickman was involved with scouting and coaching.

Born June 21, 1923 in Baltimore, Md., Hickman was a halfback and punter at Virginia in 1946-48. He was a graduate assistant the following year at Virginia, then went to Duke in 1950.

Hickman coached the offensive and defensive backfields at North Carolina State in 1951-53. His coaching became concentrated on the defensive backfield at Vanderbilt in 1954-1966, and he held a similar position at the University of North Carolina from 1967-72. The following season he joined the Redskins.

Bill and wife Dorothy live in Los Alamitos, Ca., with son Kurt, 23, and daughter Kim, 18.



CLYDE EVANS, Conditioning Specialist



As the Rams first full-time conditioning specialist, Clyde Evans will be in charge of developing individual programs for each player according to his body weight, structure and the position he plays.

Evans will develop the year-round programs for the players that will include diet control, developing upper and lower body strength, plus speed, quickness and agility.

Born April 10, 1943 in Watsonville, Ca., Evans comes to the Rams from San Diego. He was in charge of weight lifting and stretching for the Chargers for the past four seasons — their first full-time employee for such a position.

A defensive back at Cabrillo JC in Aptos, Ca., in 1961-62, Evans played two years of semi-pro football. He was in the U.S. Army serving in Viet Nam, and later attended San Diego State. He worked with the San Diego State football team with its conditioning in 1972-73, then joined the Chargers.

Single, Clyde resides in Long Beach, Ca.

RAMS COACHING RECORDS

Coach	Years	Won	Lost	Tied	Pct.	Pts. For	Pts. Opp.
HUGO BEZDEK	1937-38	1	13	0	.071	111	277
ART LEWIS	1938	4	4	0	.500	95	145
EARL "DUTCH" CLARK	1939-42	16	26	2	.381	632	806
ALDO "BUFF" DONELLI	1944	4	6	0	.400	188	224
ADAM WALSH	1945-46	15	5	1	.750	521	393
BOB SNYDER	1947	6	6	0	.500	259	214
CLARK SHAUGHNESSY	1948-49	14	7	3	.667	687	508
JOE STYDAHAR	1950-51	17	7	0	.708	854	570
HAMPTON POOL	1952-54	23	11	2	.676	1029	755
SID GILLMAN	1955-59	28	31	1	.475	1444	1409
BOB WATERFIELD	1960-62	9	24	1	.273	664	811
HARLAND SVARE	1962-65	14	31	3	.311	846	1167
GEORGE ALLEN	1966-70	49	17	4	.742	1644	1053
TOMMY PROTHRO	1971-72	14	12	2	.536	604	546
CHUCK KNOX	1973-77	54	15	1	.780	1616	830
TOTALS	1937-77	268	215	20	.553	11,194	10,202

Rams Staff

DICK STEINBERG, Director of College Scouting, joined the Rams in June 1976 after scouting for the New England Patriots since February, 1972. Steinberg, a Philadelphia native (8-9-37), was graduated from Temple in 1960 where he majored in physical education and health and played football. Steinberg was an assistant coach at Philadelphia's Roman Catholic High, 1960-61; head coach at Staunton Military Academy (Va.), 1961-64; assistant



coach at Vanderbilt, 1964-67; assistant at Kansas State, 1967-69; briefly a scout for the Dallas Cowboys, 1969; and assistant coach at Southern Mississippi, 1970-72, before joining New England. Steinberg, who is single, served overseas with the Army for two years where he played and coached football and coached boxing.



HARLEY SEWELL, Scout, closed an 11-year National Football League career with the Rams in 1963 after playing a decade with the Detroit Lions. He became a Ram scout the next season. Sewell, an offensive guard who played at 6ft. 1 in., 230 lbs., a size that would be considered small today, was rated an outstanding competitor. He was Detroit's number one draft choice in 1953 after an exceptional collegiate career at the University of Texas where he was a consensus All-American as a defensive specialist. Sewell played in four Pro Bowl games as a Lion and was a member of two NFL title teams. A native of St. Joseph, Texas (4-18-31), Harley and his wife Jean reside at Arlington, Texas, with their three children, Nathan, Janet and James.

JOHN MATH, Scout, joined the Rams in March, 1977, following ten years as a scout with the Houston Oilers. Math scouts the West Coast for Los Angeles. Born (9-27-30) in San Gabriel, Ca., Math attended Alhambra High and the University of California at Berkeley where he was a defensive back under Pappy Waldorf from 1950 through 1954. Math coached at Glendale (Ca.) College from 1960 through 1963 and at Utah State from 1964 through 1966 before joining the Oilers. He lives in San Juan Capistrano where he resides with wife Maxine and son, John, Jr., 6.



RANDY TYSON, Scout, worked for the scouting combine, Quadra, for five years (1972-77) until that organization was disbanded in June of 1977 when he joined the Rams. Tyson, who works primarily in the East, spent seven years as a coach at Utah State, Rhode Island and Idaho State. A center-linebacker and Utah State's most valuable player in 1962, Tyson played a year with the Chicago Bears and two in the Atlantic Coast League and the Continental League before returning to coach at his alma mater. Tyson, born Jan. 24, 1941, in Ogden, Utah, resides in Worthington, Ohio with wife Rena and their two children, Kerry, 9; and Kenneth, 4.

JERRY WILCOX, Public Relations Director, received title in 1969 after starting with Rams as assistant P.R. director in 1966. Wilcox was assistant Director of Athletic News at USC, 1963-66; a Sports Writer with the Santa Ana Register in 1963 and Sports Editor of the Daily Trojan, the USC student newspaper. Wilcox was born at Bremerton, Wash. (10-13-41), played basketball and baseball at Garden Grove (Calif.) High, attended Santa Ana College and was graduated from USC in 1963 with a Journalism degree. Wilcox and wife Carole live in Cypress.



JACK GEYER, Promotions Director, came to the Rams in 1966 after six years as general manager and executive director of the defunct Los Angeles Blades hockey team. Geyer, a Los Angeles native (5-20-21) was Public Relations Director of the VIII Olympic Winter Games at Squaw Valley, 1958-60; a Los Angeles Times Sports Writer and columnist, 1946-59; and a Naval Aviator, 1941-46. He attended Hamilton High (L.A.), Santa Monica JC and was graduated from Occidental College (where he lettered in track) in 1947 with majors in speech and English. Geyer has four children, daughter Shannon and sons James, John and Daniel.



GENO EFFLER, Asst. Dir. of Public Relations, is in his second year with the Rams. Graduated from Cal State Fullerton with a communications degree in June, 1977, Effler was Executive Editor of the Daily Titan, the award-winning campus newspaper, and he also played on the golf team. Born Feb. 26, 1955 in Columbus, Ohio, Effler served an internship as the Public Information Officer for the city of Redondo Beach and has written for various newspapers. At Hawthorne (Ca.) High, Effler played golf, football and baseball. Single, he lives in Redondo Beach.



HAROLD GUIVER, Specialist Assistant, joined the Rams last April in an administrative capacity. A former two-year letter winner in tennis on USC's NCAA champions (1947-48), Guiver graduated from Manula Arts High in Los Angeles in 1943. Born (12-30-25) in Gladstone, Ore., he served in the Army Air Corps as a navigator. A six-time national champion and Grand Master bridge player, Guiver is a partner in Lincoln Mortgage and Loan, a real estate investment firm. He and wife Patricia have two daughters, Kathryn and Michelle. They reside in Long Beach, Ca.



CLYDE GIBSON, Controller, begins his first year with the Rams after two years as a special projects accountant and auditor for Cyprus Mines Corp. Born Oct. 18, 1938 in Mt. Vernon, Ohio, Clyde was in the U.S. Army Security Agency from 1956-59, (then worked in computer systems and data processing until 1968. After attending El Camino College, Clyde graduated in 1972 from Loyola University with a degree in accounting. From 1972-75, he was a staff auditor for Ernst & Ernst CPAs. A Westchester High graduate, Clyde lives in Santa Ana with wife Patricia and daughter Whitney Beth, 1.

MILAN DUKICH, Cinematographer, has been with club since 1956. Previously he was self-employed. Nicknamed "Mickey," Dukich was graduated from Washington State in 1951 with an economics major. During WWII served three years in Field Artillery. Participated in football and golf at Spokane's Lewis and Clark High and in golf at Washington State. A native of Spokane (4-2-24), Dukich is single. Hobby is radio-controlled model aircraft. He resides in Orange.



GARY TUTHILL, Trainer, joined the Rams in 1973, was with Detroit in 1971-72 where he was the assistant trained, the same title he held at USC from 1959 to 71. Tuthill is a Doctor of Chiropractic, having graduated from the College of Chiropractic in Glendale, Calif., in 1966. He attended Idaho State College, where he played football, and Culver City High, where he participated in football and baseball. A native of Glendale (12-17-39), Gary and

wife, Charlene Helen, and their two children, Melinda and Craig, live at Garden Grove.

GEORGE MENELEE, Trainer, has been with the Rams since 1955 when he came west with Coach Sid Gillman from the University of Cincinnati, where he was trainer and tennis coach. Born in Roanoke, Virginia (10-25-16), Menefee attended the University of Cincinnati in 1935-37 and again in 1946-49, earning a degree in Business Administration. Menefee attended Portsmouth (Ohio) High, where he played football and tennis. During WWII he was a Tech Sergeant in the Army Air Corps for four years and served in England. Menefee and wife Mary Lou have five children, Jo Ann, Sally, Johnny, Betsy and Reba, and reside in Granada Hills.



DON HEWITT, Equipment Manager, joined Rams in 1967 after holding same post at USC in 1965-66. Coached football at Arcadia High after moving to Southland from Fresno in 1947. Born in Fresno (7-7-23), raised in Oakland, Calif., attended high school in Fresno and college at Fresno State where he played football. Served in Naval Aviation during WWII. Wife Jean and Children Robin, Todd and Kathe reside at Seal Beach.



DON JOHNSON, Ticket Dept. Manager, joined the team in 1960 and assumed his present post in 1971. Previously Johnson worked for the Los Angeles Dodger ticket office, 1957-59; as assistant ticket manager for the defunct Hollywood Stars, 1953-56; and for Mel Morrison Crowd Management as a ticket seller, 1948-53. Johnson, who served in the Army Air Corps, 1943-45, attended Davis & Elkins College in West Virginia and USC where he majored in engineering. Born at Gothenburg, Nebraska (2-17-24), he participated in baseball and track at Gothenburg High. Johnson, wife Barbara, daughter Barbara Michele and son Gregory live at Santa Monica.

JERRY MICKELSEN, Ticket Dept., has been with the Rams since 1968. Since 1960 he had been in the employ of the Los Angeles Dodgers, operating in the ticket area. A native of St. Paul, Minnesota (7-6-35) Mickelsen attended University (L.A.) High where he played basketball and football. He also attended Santa Monica City College and UCLA and was a member of the USMC Reserve for eight years. Mickelsen, wife Lora and children Gregory and Kenneth live in Westchester.



DON NIMS, Ticket Dept., accepted his present position in 1970 after prior employment with Computicket as a box office consultant; California Sports as a box office manager and Crowd Management as a ticket seller. Nims was born at Anderson, Indiana (5-4-29), attended West Greeley (Colo.) High, where he was on the football, basketball and track teams, and both Colorado State College and the University of Nevada (Reno), where he majored in mining. Nims, an Army Ranger, 1951-53, wife Kathleen, daughter Karen and son David live in Chatsworth.



CHUCK BENEDICT, Speakers Bureau, begins 25th year with the Rams, as part-time administrative scout in 1954, then full-time in '57, both in scouting and in public relations. In 1966 he returned to part-time in order to pursue a career in broadcasting as sports director of KLAC radio and KTTV-TV. A former president of the Southern California Sports Broadcasters Assn., Chuck is editor-in-chief of Petersen's Pro Football Annual and a sportscaster

for KIEV radio. Born (4-17-19) in Silver Spring, Md., Chuck currently manages the club's speakers bureau and assists the scouting department seasonally. He and wife Fran reside in Glendale. They have four children.



Dr. Robert Kerlan
Team Physician



Dr. Toby Freedman
Associate Physician



Dr. Clarence Shields
Associate Physician



Dr. Teruo Yamamoto
Team Dentist



Shirley Krystek
Coaching Secretary



Barbara Heerd
Office Manager



Gloria Conroy
Administrative Secretary



Trudy Wachtendorf
Administrative Secretary



Trudy Replogle
Receptionist



Kris Anderson
Scouting Secretary



Debbie Campise
Ticket Office Secretary



Lynn Grant
Public Relations Secretary



Gabe Bartold
Entertainment Director



Leroy Lake
Blair Field Manager



Heckle Lynn
Asst. Equipment Manager



Birgit Moll
Accountant



Clay Robbins
Office Aide




Linda Heerd
Office Aide

Memorable Trades

- 1952** Rams acquired Les Richter from Dallas for veterans Dick Hoerner (RB), Tom Keane (DB), George Sims (DB), Vick Vasicek (LB), Joe Reid (LB) and Jack Halliday (DT), as well as draft choices David Anderson, Aubrey Phillips, Billy Baggett, Dick McKissick and Dick Wilkins.
- 1959** Rams acquired Ollie Matson from Chicago Cardinals for Ken Panfil (T), Frank Fuller (T), Art Hauser (T), Glen Holtzman (E), Larry Hickman (FB), Don Brown (HB), John Tracey (E), and two draft choices.
- 1972** Rams trade Jack Pardee (LB), Myron Pottios (LB), Maxie Baughan (LB), John Wilbur (G), Jeff Jordan (RB), Diron Talbert (DT) and D4 '71 to Washington for Marlin McKeever (LB), D1 '72 (Isiah Robertson), D3 '71 (Dave Elmendorf), D3 '72 (Traded), D4 '72 (Traded), D5 '72 (Bob Christiansen), D6 '72 (Ed Hebert) and D7 '72 (Traded).
- 1973** Rams trade Roman Gabriel to Philadelphia for Harold Jackson (WR), Tony Baker (RB), D1 '74 (John Cappelletti), D1 '75 (Dennis Harrah) and D3 '75 (Dan Nugent).
- 1974** Rams trade John Hadl to Green Bay for D1 '75 (Mike Fanning), D2 '75 (Monte Jackson), D3 '75 (Geoff Reece), D1 '76 (compensation to Detroit for Ron Jessie) and D2 '76 (Pat Thomas).

Ralphs has more Super meats for your training table.



Ralphs, the #1 supermarket in the Los Angeles-Orange County area, has what it takes to handle the healthy appetites in your family. Super meats - like USDA Choice Beef, Lamb, Veal, Midwestern Pork and Foster Farms Fryers. And, at the #1 supermarket, there's a friendly butcher ready to help at the push of a button. Switch to Ralphs for more of what you want.



© 1978 by
Ralphs Groc. Co.

Rams Veterans



Brooks, Larry **DT** **Va. State-Petersburg, Seventh Year**
Ht: 6-3 **Wt: 255** **Born: 6-10-50** **How Acq: D14 '72**

PRO: No longer hampered by injuries, Larry Brooks has gone through the last two NFL seasons with a wave of success climaxed by two Pro Bowl appearances. Mostly quiet and unassuming off the field, Brooks spent much of 1977 in a most noticeable spot — the opposition's backfield. Registering 55 tackles (most by a Ram defensive lineman), 6½ quarterback sacks, two forced fumbles and a fumble recovery, the fourteenth-round pick from Va. State-Petersburg showed why he appeared on various all-star teams. Brooks was picked All-Pro by The Football News and All-NFC by UPI and The Sporting News, and was named Outstanding Defensive Lineman by Ye Old Rams for 1977. Brooks' successful 1977 season follows a 1976 campaign in which he totaled 13 quarterback sacks, a Ram high that year. In 1975 Brooks missed the last six games after undergoing surgery for a knee injury. On ready reserve the first six games of his rookie season, Brooks subsequently earned a starting job and stayed there until he was injured.



COLLEGE: During his senior year Brooks was named to AP's first team Little All-American. He gained all-conference honors and was named Virginia Small College Lineman of the Year.

PERSONAL: Brooks was a football and track star at Prince George, Va., where he was born and attended high school. He and his wife, Colleen, reside in Fountain Valley, Ca., with their son, Larry, Jr., 8. Brooks spent most of last off-season making speaking engagements.

Games Played, Started: 1972(8,7), 1973(14,14), 1974(13,13), 1975(8,8), 1976(14,14), 1977(14,14).

Brown, Carlos
Ht: 6-2 Wt: 208

QB
Born: 7-31-52

UOP, Third Year
How Acq: FA '78



PRO: Acquired April 18 as a free agent, Carlos Brown will try to win a quarterback spot on the Rams for 1978. Drafted on the 12th round in 1975 by the Green Bay Packers, Brown completed three of four for 63 yards and one touchdown his rookie season. In 1976 when starter Lynn Dickey was injured Brown started three games and ended the season completing 26 of 74 for 333 yards and two TDs. He was released by the Packers before the start of the 1977 season and was not picked up.

COLLEGE: At the University of the Pacific, Brown was the nation's No. 10 passer as a sophomore completing 154 of 320 passes for 1,607 yards and five TDs. He was injured his junior year and played tight end his senior season.

PERSONAL: Born in Riverdale, Ca., Brown attended high school there and competed in football, basketball and baseball. Single, Carlos lives in Los Angeles and is also a screenwriter having sold a movie script in the spring.

BROWN'S NFL PASSING STATISTICS

Year	Club	No.	Comp.	Yds.	Pct.	Avg./ Att.	TD	Pct. TD	Int.	Pct. Int.	LG	Rtg.
1975	Green Bay.....	4	3	63	75.0	15.8	1	25.0	0	0.0	27	156.3
1976	Green Bay.....	74	26	333	35.1	4.3	2	2.7	6	8.1	47	24.5
1977											
Did Not Play												
Totals	78	29	396	37.2	5.08	3	3.8	6	7.7	47	51.1

Games Played, Started: 1975(13,0), 1976(13,3).

Brudzinski, Bob
Ht: 6-4 Wt: 230

LB
Born: 1-1-55

Ohio State, Second Year
How Acq: D1 '77

PRO: Intercepting two passes in his first two NFL starts was justification enough for drafting linebacker Bob Brudzinski on the first round in 1977. But when Brudzinski was still the Rams' leading interceptor and was second in tackles after five weeks of the season, the Rams knew they had a young star with plenty of talent. The icing on the cake came when Brudzinski was named to the All-Rookie team by UPI and Pro Football Weekly. Bob became a starter in the second week replacing Rick Kay and started seven games. With the return of Jack Reynolds to the middle linebacking spot, Jim Youngblood moved to the outside where he'd been in 1976. Brudzinski then saw action as a back-up and on special



teams. He ended with a season total of 37 tackles, one quarterback sack and a club-leading three forced fumbles.

COLLEGE: Brudzinski played four years as a defensive end at Ohio State and was named All-American by AP, UPI, NEA, The Football Writers, Kodak and The Football News. He was All-Big Ten, the Buckeyes' MVP, and played in the Hula Bowl and Japan Bowl.

PERSONAL: Born and raised in Fremont, Ohio, Brudzinski attended high school there. Bob and his wife, Susan, were married May 6 and live in Long Beach, Ca. Bob also played on the Rams basketball team in the off-season.

BRUDZINSKI'S RAM PASS INTERCEPTION STATISTICS

Year	No.	Yds.	Avg.	LG	TD
1977	2	24	12.0	23	0

Games Played, Started: 1977(14,7).

Bryant, Cullen

Ht: 6-1

Wt: 235

FB

Born: 5-20-51

Colorado, Sixth Year

How Acq: D2a '73

PRO: For Cullen Bryant, "running back" is too short a description for the versatility of the Ram's resident "steam roller." Not only did Bryant run (6 for 42 yards) and catch (4 for 28 yards) in 1977, he also performed special teams duties on punt and kickoff returns. Bryant returned 20 punts for a 7.1 average with only one fair catch, and returned two kickoffs with a long of 26 yards. Bryant's massive form steam-rolled through opponents so consistently in 1976 that he was named to Pro Football Weekly's All-NFC team as return specialist. He led the NFC with 16 kickoff returns for a 28.7 average and a conference-long 90-yard touchdown against St. Louis. Bryant was picked on the second round in 1973 on a choice from San Diego, and he was the Rams' first selection that draft. Bryant was a free safety for most of the 1973 pre-season and subbed for Steve Preece at that spot in the regular season. He became a runner in 1974 and his initial outing against Kansas City in the pre-season netted 117 yards in 11 carries.



COLLEGE: UPI, Coaches and Sporting News accorded Bryant All-American defensive back honors at Colorado his senior year. He was All-Big Eight on AP and UPI polls and a performer in the Senior Bowl and College All-Star game.

PERSONAL: Born in Ft. Sill, Okla., Bryant attended Mitchell High in Colorado Springs, Colo. He and wife Sandra live in Lafayette, Colo., during the off-season.

BRYANT'S RAMS STATISTICS

Year	Rushing					Pass Receiving				
	No.	Yds.	Avg.	LG	TD	No.	Yds.	Avg.	LG	TD
1973	0	0	0.0	0	0	0	0	0.0	0	0
1974	10	24	2.4	7	0	2	14	7.0	8	0
1975	117	467	3.9	18	2	20	229	11.4	31	0
1976	21	64	3.0	12	2	2	28	14.0	25	0
1977	6	42	7.0	24	0	4	28	7.0	14	0
Totals	154	597	3.8	18	4	28	299	10.7	31	0

Year	Kickoff Returns					Punt Returns				
	No.	Yds.	Avg.	LG	TD	No.	Yds.	Avg.	LG	TD
1973	13	369	28.4	93	1	0	0	0.0	0	0
1974	23	617	26.8	84	1	17	171	10.1	23	0
1975	12	280	23.3	42	0	2	47	23.5	40	0
1976	16	459	28.7	*90	1	29	321	11.1	25	0
1977	2	35	17.5	26	0	20	141	7.1	26	0
Totals	66	1760	26.6	93	3	68	680	10.0	40	0

*NFL Leader

Games Played, Started: 1973(13,0), 1974(14,0), 1975(14,1), 1976(14,0), 1977(14,0).

Cappelletti, John
Ht: 6-1 Wt: 217

FB **Penn State, Fifth Year**
Born: 8-9-52 **How Acq: D1 '74**



PRO: Consistency marks John Cappelletti's performance week in and week out, and it's evidenced by his success the past two seasons since becoming a starting running back for the Rams. After a solid 1976 season — his first as a starter — Cappelletti turned in a nearly identical performance in 1977. In the last two seasons, Cappelletti has carried 177 and 178 times and has caught 30 and 28 passes, respectively. Having scored eight touchdowns in his first three years, Cappelletti rushed for five scores and caught another in 1977 alone. Though he didn't rush for over 100 yards in a game last year, Cappelletti turned in impressive efforts in poor playing conditions. He gained 74 yards on 20 carries against the Packers on a frozen field, then carried 14 times for 55 yards against the Browns in a snow storm. Besides his running and pass catching skills, the former Heisman Trophy winner from Penn State played a major role in Lawrence McCutcheon's record-breaking season. Cappelletti's lead blocks paved the way for McCutcheon to set four Ram rushing records in 1977. In 1976, Cappelletti rushed for over 100 yards the first two weeks of the season — as did McCutcheon — and it marked the third time in NFL history that the same backs on the same team accomplished that feat back-to-back. John's best rushing day was in the Rams' 10-10 tie with Minnesota that season as he gained 128 yards

on 28 carries. Drafted in the first round of 1974, Cappelletti was limited to short-yardage situations most of his first two seasons. He moved into the starting position ahead of Jim Bertelsen during the 1976 pre-season.

COLLEGE: As a Penn State senior and Heisman Trophy winner Cappelletti was named to every major All-American team, including UPI, AP, Football Writers Association and Coaches Association. In 1973 he ran 286 times for 1,522 yards, a 6.3 average and 17 touchdowns. Versatile, he was a runner as a freshman and as a sophomore a defensive back who returned punts and kickoffs.

PERSONAL: Cappelletti was born in Philadelphia and was a quarterback at Monsignor Bonner High in nearby Upper Darby. John and his wife, Betty Ann, live in Westminster, Ca. John sponsored a tennis tournament last off-season to raise money for the Fountain Valley Jaycees, and played on the Rams' basketball team.

CAPPELLETTI'S RAM STATISTICS

Year	Rushing					Pass Receiving				
	No.	Yds.	Avg.	LG	TD	No.	Yds.	Avg.	LG	TD
1974	55	198	3.6	20	0	6	35	5.8	9	0
1975	48	158	3.3	30	6	0	0	0.0	0	0
1976	177	688	3.9	38	1	30	302	10.1	32	1
1977	178	598	3.4	15	5	28	228	8.1	25t	1
Totals	458	1642	3.6	38	12	64	565	8.8	32	2

CAPPELLETTI'S 100-YARD RUSHING DAYS

Year	Opp.	No.	Yds.	Avg.	TD
1976	Minnesota	28	128	4.6	0
1976	Atlanta	22	102	4.6	0

Games Played, Started: 1974(14,1), 1975(13,0), 1976(14,14), 1977 (14,14).

Collins, Sonny

Ht: 6-1

Wt: 196

RB

Born: 1-17-53

Kentucky, Second Year

How Acq: FA '77

PRO: Sonny Collins came to the Rams after the second week, spent 12 weeks on the inactive list and did not perform in 1977. Collins was a free agent after being waived by Atlanta in the pre-season when the Rams signed him. As a rookie with the Falcons in '76, Collins became the first Atlanta ball carrier to ever gain over 100 yards or more in consecutive weeks. That season he gained 311 yards on 88 carries (3.5 average), caught four passes for 37 yards and returned seven kickoffs for 141 yards.



COLLEGE: Sonny rushed for 1,150 yards his senior season at Kentucky which was a Southeastern Conference record. For his Wildcat career, Collins tallied 2,086 yards.

PERSONAL: Born in Madisonville, Ky., Collins lives in Baldwin Hills, Ca., with wife Karen and Sonny, Jr., born last Nov. 28. Sonny kept in shape in the off-season at the Beverly Hills YMCA.

COLLINS' NFL STATISTICS

Year	Club	Rushing					Pass Receiving				
		No.	Yds.	Avg.	LG	TD	No.	Yds.	Avg.	LG	TD
1976	Atlanta	88	311	3.5	47	0	4	37	9.6	20	0
1977	Los Angeles	Did Not Play									

Kickoff Returns

Year	Club	No.	Yds.	Avg.	LG	TD
1976	Atlanta	7	141	20.1	24	0

Games Played, Started: 1976(11), 1977(0,0).

Cowlings, Al

Ht: 6-5

Wt: 245

DE

Born: 6-16-47

USC, Eighth Year

How Acq: FA '77



PRO: Seeing limited action at defensive end in 1977, Al Cowlings recorded one quarterback sack and recovered a fumble. Cowlings was also a member of the Rams special teams and contributed to an NFL-low of 116 yards allowed on punt returns. Cowlings was with the Rams once before when he played four regular season and two playoff games in 1975, then was waived before the 1976 season. Seattle claimed him, but subsequently released

him. The one-time USC star was drafted on the first round by Buffalo in 1970 and was traded to Houston before the 1973 season for the Oilers' 1974 second-round pick. Cowlings played two years at Houston before being waived before the 1975 campaign. He underwent surgery in January, 1975, and reinjured the knee in the Spring. Houston traded Cowlings to Baltimore before 1975 camps opened, but Baltimore voided the trade upon learning a rehabilitation program would keep Cowlings from being immediately available. Houston then waived him. When the Rams lost defensive tackles Larry Brooks and Bill Nelson in 1975, Cowlings was available.

COLLEGE: Cowlings played on outstanding USC teams — 9-1-1 and 10-0-1 in 1968 and '69, respectively. The Sporting News named him defensive end on the College All-American team of 1969. Cowlings attended San Francisco's Galileo High and City College with O.J. Simpson, a USC teammate, and was a 1970 Senior Bowler.

PERSONAL: Cowlings is a native San Franciscan who lives in Los Angeles. Al is single and spent the off-season staying in shape by playing on the Rams basketball team.

Games Played, Started: 1970(13), 1971(14), 1972(14), 1973(14), 1974(14), 1975(4,0), 1976(0,0), 1977(14,0).

Cromwell, Nolan
Ht: 6-1 Wt: 196

S
Born: 1-30-55

Kansas, Second Year
How Acq: D2a '77



PRO: With Bill Simpson injured in the last regular season game, rookie safety Nolan Cromwell was thrust into a starting spot for the Rams' playoff game against Minnesota. Despite the loss, Cromwell made five tackles and showed that he is capable of stepping in at any time and doing the job. Besides filling in at safety, Cromwell played on the Rams' special teams and recovered two fumbles during the year. Cromwell's talents were also noticeable on field goal and extra point attempts: he was the holder for rookie place kicker Rafael Septien. Drafted in the second round out of Kansas, Cromwell successfully made the transition from college quarterback to professional safety.

COLLEGE: Cromwell started all four years at Kansas — two at safety and two at quarterback. He was the Big Eight Player of the Year his junior season and set an NCAA record of 294 yards rushing in a game by a quarterback. He also ran the 400-meter hurdles (49.5) and competed in the decathlon with a best of 6,806 points.

PERSONAL: Born in Smith Center, Kan., Cromwell was raised in Ransom, Kan., and attended high school there. He was All-American in football and basketball, and set an AAU record of 6,900 points in the Junior Olympics decathlon. Nolan spent the off-season working on his business administration degree from Kansas University, and also worked in a sporting goods store.

Games Played, Started: 1977 (14,0).

Dryer, Fred
Ht: 6-6 Wt: 230

DE
Born: 7-6-46

San Diego State, Tenth Year
How Acq: T-N.E. '72

PRO: More than ever in 1977, Fred Dryer demonstrated his knack for always being around the football. The nine-year veteran defensive end was second on the club in quarterback sacks with seven, led the team in fumble recoveries with three and knocked down four passes — as many as the other Ram defensive linemen combined. Sometimes called flamboyant, Dryer is considered to be one of the Rams most disciplined defenders. But excitement is involved in whatever he does. In 1973 he set an NFL record with two safeties in a game against Green Bay; the next season he had 14 sacks; and in 1975 he intercepted a pass and ran it back for a TD against Philadelphia. He was instrumental in the Rams leading the NFC in rushing defense in 1976 and second in scoring defense in 1977.



Dryer was a Pro Bowler in 1970 and 1975, and was All-NFC in 1975 according to Pro Football Weekly. The Old Rams named him Outstanding Defensive Lineman in 1973. Dryer was a first-round pick by the New York Giants in 1969 and played out his option in 1971. He was traded on draft day to New England for a first, second and sixth draft choices. Two months later, the Rams traded a No. 1 choice and defensive lineman Rick Cash for Dryer, and Fred spent 1972 sharing left end with Jack Youngblood.

COLLEGE: Dryer was a junior college All-American at El Camino before attending San Diego State where he earned All-American acclaim his senior year and played in the East-West and Hula Bowl.

PERSONAL: John Frederick (Fred) Dryer was born in Hawthorne, Ca., and attended Lawndale High. Single, Fred lives in Long Beach, Ca., and is involved in the off-season with commercial and industrial property development as well as various charity activities.

Games Played, Started: 1969(14), 1970(14), 1971(14), 1972(14,3), 1973(14,14), 1974(14,14), 1975(14,14). 1976(14,14), 1977(14,14).

Ekern, Carl

LB

San Jose State, Third Year

Ht: 6-3

Wt: 220

Born: 2-27-54

How Acq: D5a '76



PRO: Carl Ekern made his presence known in 1977 partially as a leader of the Rams' special teams. But what people will remember about Carl Ekern in 1977 was a devastating tackle at the goal line in the Rams' 24-6 win over Green Bay. After building their 18-point lead early in the last quarter, the Rams were looking at a second-and-one for the Packers on the Rams' three-yard line. Two running plays gained no yardage, setting up Ekern's jarring tackle.

Playing inside linebacker on the goal-line defense, Ekern moved at the snap of the ball, leaped over the line and met the runner square in mid-air. The result: no gain and a headache for the running back. A week later, Ekern teamed with Jack Reynolds to spearhead another goal-line stand when San Francisco had first-and-goal on the one and couldn't score. A fifth-round pick in 1976, Ekern is the reserve middle linebacker behind Reynolds and has been a vital part of the Rams' special teams the past two seasons.

COLLEGE: Ekern was named All-PCAA and as a San Jose State junior was awarded the team's Outstanding Defensive Player. He played in the East-West Shrine game and drew praise from the scouts for his football instincts. He lettered all four years of college.

PERSONAL: Ekern was born in Richland, Wash., and resides in Long Beach, Ca., during the off-season. Single, Carl has received his business administration degree from San Jose State and is presently working on getting a realtor's license.

Games Played, Started: 1976(14,0), 1977(14,0).

Elmendorf, Dave
Ht: 6-1 Wt: 195

S
Born: 6-20-49-

Texas A&M, Eighth Year
How Acq: D3 '71

PRO: Safety Dave Elmendorf provided the stability and endurance to the Rams' secondary in 1977 that is a necessity to any young group of players. As the defensive backfield's "senior citizen," Elmendorf added a touch of toughness and finesse that saw the Rams intercept 25 passes — second best in the NFC. Elmendorf suffered a fractured rib in the season's eighth game against Tampa Bay, but refused to sit out, starting every game. Playing with a padded brace the rest of the year, Elmendorf showed he's able to adjust, intercepting two passes in the last three games. The strong safety from Texas A&M was the club's second-leading tackler (59), No. 1 in assists (35) and recovered two fumbles. In 1976, Elmendorf had a key interception in the Rams' playoff win over Dallas and was All-NFC by UPI. In 1975 he was awarded All-Pro by AP and NEA, and was named All-NFC in 1974 by AP and the Pro Football Writers Association. He shared the NFC lead in 1974 with seven interceptions. A free safety his first year when he was on UPI's All-Rookie team, Elmendorf was switched to strong safety the following year, and has twice won Ye Old Rams' Outstanding Defensive Back award in 1973 and 1974. He has also returned 57 punts in his career for 502 yards and an 8.8 average.



COLLEGE: An excellent all-around athlete, Elmendorf made both AP and Coaches' All-American in his final season at Texas A&M after turning down a pro baseball bonus offered from the Boston Red Sox. He was also one of 13 National Football Foundation Scholar-Athletes with a 3.84 average out of a possible 4.0.

PERSONAL: Born in San Antonio, Tex., Elmendorf attended Westbury High in Houston. He resides in Huntington Beach, Ca., and spends the off-season working as a business development executive for BankAmericard.

ELMENDORF'S RAM STATISTICS

Year	Pass Interceptions					Punt Returns				
	No.	Yds.	Avg.	LG	TD	No.	Yds.	Avg.	LG	TD
1971	2	32	16.0	32	0	0	0	0.0	0	0
1972	3	29	9.7	15	0	3	56	18.7	41	0
1973	1	16	16.0	16	0	0	187	8.5	30	0
1974	7	186	26.6	57	2	17	134	7.9	18	0
1975	4	48	12.0	26	0	15	125	8.3	23	0
1976	2	0	0.0	0	0	0	0	0.0	0	0
1977	2	51	25.5	27	0	0	0	0.0	0	0
Totals	21	362	17.2	57	2	57	502	8.8	41	0

Games Played, Started: 1971(14,14), 1972(14,14), 1973(14,14), 1974(14,14), 1975(14,14), 1976(14,14), 1977(14,14).

Fanning, Mike

Ht: 6-6

Wt: 260

DT

Born: 2-2-53

Notre Dame, Fourth Year

How Acq: D1a '75



PRO: Hampered by shoulder problems, defensive tackle Mike Fanning spent 1977 primarily on special teams and back-up to starters Larry Brooks and Cody Jones. Fanning did notch 1½ quarterback sacks in 1977. With veteran Merlin Olsen's retirement, Fanning and Jones battled through the pre-season for the starting defensive tackle spot with Jones eventually winning the job. Fanning, the Rams' first selection in 1975, broke two bones in his

ankle during a pre-season game that year. The Rams decided to leave him on the active roster instead of placing him on injured reserve, and Fanning returned to play in eight regular season and two playoff games. In 1976 he was credited with four sacks and played every game.

COLLEGE: Fanning played both defensive end and defensive tackle at Notre Dame, and was named first team All-American by NEA, The Sporting News, Time magazine and the Walter Camp Foundation, plus second team All-American honors from AP. Fanning also wrestled at Notre Dame, winning 18 straight matches before losing in the 1974 NCAA finals.

PERSONAL: At Tulsa's Edison High, Fanning was All-State in football. He's a native of Mt. Clemens, Mich., and now lives in Tulsa during the off-season.

Games Played, Started: 1975(8,0), 1976(14,0), 1977(14,0).

Ferragamo, Vince

Ht: 6-3

Wt: 208

QB

Born: 4-24-54

Nebraska, Second Year

How Acq: D4a '77



PRO: Quarterback Vince Ferragamo had thrown and completed just one NFL pass after 13 weeks of his rookie season and was then asked to produce in the 14th week against Washington with the Rams behind, 17-0. What followed was a professional performance as Ferragamo threw two fourth-quarter touchdown passes and nearly pulled off a stunning comeback victory. His 8-for-14, 66-yard passing day exemplified the patience and maturity of the Rams' fourth-round pick from Nebraska. He appeared in three games in 1977 as the back-up behind Pat Haden and Joe Namath and did not throw a single interception.

COLLEGE: Ferragamo lettered two seasons at Nebraska after transferring from California and sitting out a year. Named All-Academic Big Eight, Vince was also accorded All-American honors by AP, UPI and Football News.

PERSONAL: Born in Torrance, Ca., Ferragamo was raised in nearby Carson and won All-American honors at Banning High in Wilmington where his football coach was brother, Chris. Vince resides in Omaha, Neb., where he began his medical studies at Creighton University School of Medicine in the off-season. Vince is single.

FERRAGAMO'S RAM STATISTICS

Year	Passing										
	Att.	Comp.	Yds.	Pct.	Avg./Att.	TD	Pct. TD	Int.	Pct. Int.	LG	Rtg.
1977	15	9	83	60.0	5.53	2	13.3	0	0.0	17	114.7

Year	Rushing				
	No.	Yds.	Avg.	LG	TD
1977	1	0	0.0	0	0

Games Played, Started: 1977(3,0).

France, Doug

Ht: 6-5 Wt: 272

T

Born: 4-26-53

Ohio State, Fourth Year

How Acq: D1c '75

PRO: Doug France was named to last year's NFC Pro Bowl team in his third year as a pro, but what's remarkable is that he did it after undergoing knee surgery in the pre-season. His determination to return to the lineup marked a fast recovery that saw France play nearly the entire game in the second week against Philadelphia. From then on, the massive France, nicknamed "Bubba," anchored an offensive line that allowed Ram quarterbacks to be sacked just 25 times in 1977. Doug's first Pro Bowl appearance came after his second year as a Ram starter. In 1976, the one-time tight end from Ohio State took over at tackle for 15-year veteran Charlie Cowan when the latter retired before the start of the 1976 season. The Rams were the NFC's top rushing team in 1976 and second in 1977. As an understudy in his rookie year after being drafted in the first round, France started a couple of games late in the year when Cowan was sidelined with an injury.




COLLEGE: A member of Ohio State's Big Ten champion in 1974, France played three seasons for the Buckeyes. As a senior, he was honorable mention All-American tight end by Time magazine, second team from NEA and first team All-Big Ten by AP.

PERSONAL: Born in Dayton, Ohio, France attended Colonial White High in that city where he was an outstanding wrestler, played on the basketball team and captained his football and track teams. He and his wife Laura reside in Westminster, Ca., with daughter Kristin Renee, 3

and son Jason, who was born last Dec. 13. In the off-season Doug works for the U.S. Dept. of Commerce lining up job opportunities for minorities.

Games Played, Started: 1975(14,1), 1976(14,14), 1977(13,13).





Haden, Pat
Ht: 5-11

Wt: 182

QB
Born: 1-23-53

USC, Third Year
How Acq: D7 '75

PRO: Pat Haden showed no signs of a "Sophomore Slump" in 1977 after a remarkable rookie campaign in 1976. Replacing Joe Namath as the Rams' quarterback in the season's fifth week, Haden led the Rams to their fifth straight division title, finished third in the NFL passing ratings and was selected to the NFC Pro Bowl squad along with nine other Rams. Haden's rating of 84.4 was behind Miami's Bob Griese (88.0) and Dallas' Roger Staubach (87.1), and Pat's six interceptions was an NFL low. Haden completed 122 of 216 passes (56.5) for 1,551 yards and 11 TDs, and had a streak of 106 pass attempts without an interception. Haden's best day in '77 came against New Orleans (17 of 26 for 261 yds. and two TDs) and he completed 20 of 29 against Cleveland despite three interceptions. The fleet-footed ex-USC star also rushed for 106 yards on 29 carries, scoring two touchdowns. Haden was named the club's Most Valuable Player by Ye Old Rams and won NEA's "Third Down" trophy, emblematic of the team's MVP. In his rookie year, Pat completed 57.1 per cent of his passes but didn't have enough attempts to qualify for the rating title. His first NFL pass was a 47-yard touchdown to Ron Jessie. He started seven regular season games in '76, including the last five before the playoffs, seven regular season in '76, including the last five before the playoffs. He ran for a TD in the Rams' 14-12 playoff win over Dallas, but his bid to be the first rookie quarterback in the Super Bowl was halted the next week when the Rams lost the NFC Championship to Minnesota. Haden was Ye Old Rams' Rookie of the Year. A seventh round draft choice in 1975, Haden played that season with the California Sun of the World Football League.



COLLEGE: Haden played in the Trojans' three consecutive Rose Bowl appearances including the 18-17 thriller over Ohio State in the 1975

game. He is USC's all-time leading touchdown passer with 33, including 13 in each of his last two years. He either holds or shares seven USC passing records. Pat's USC totals include 241 completions in 468 attempts for 3,288 yards. He was Academic All-American and played in the Hula Bowl following his senior year.

PERSONAL: Born in Westbury, N.Y., Patrick Capper Haden grew up in West Covina, Ca., and attended Bishop Amat High where he set numerous prep passing records. A Rhodes Scholar, Pat spent the off-season finishing his studies in philosophy, economics and politics at Oxford. He and wife Cindy reside in Newport Beach, Ca.

HADEN'S RAM STATISTICS

Passing

Year	Att.	Comp.	Yds.	Pct.	Avg./		Pct.		Pct.		LG	Rtg.
					Att.	TD	Int.	Int.				
1976	105	60	896	57.1	8.53	8	7.6	4	3.8	65	94.7	
1977	216	122	1551	56.5	7.18	11	5.1	6	2.8	58	84.4	
Totals	321	182	2447	56.7	7.62	19	5.9	10	3.1	65	87.8	

Rushing

Year	No.	Yds.	Avg.	LG	TD
1976	25	84	3.4	16	4
1977	29	106	3.7	23	2
Totals	54	190	3.5	23	6

Games Played, Started: 1976(10,7), 1977(12,10)

Harrah, Dennis

Ht: 6-5

Wt: 257

G

Miami (Fla.), Fourth Year

Born: 3-9-53

How Acq: D1b '75



PRO: Dennis Harrah's 1977 season ended abruptly in the eighth week against Tampa Bay when a knee injury required immediate surgery. In his second year as a starter at right guard between veterans Rich Saul and John Williams, Harrah had developed into a respected member of the Rams' highly successful offensive line. "Herk" (short for Hercules), as his teammates call him, became a starter in 1976 after the retirement of veteran Joe Scibelli. Harrah's run-blocking helped the Rams lead the NFC in rushing with an average of 180.6 yards per game. In 1975, Harrah subbed at the guard spot and handled special team duties. The second of three first-round Ram picks in 1975, Harrah demonstrated his versatility by playing tight end in certain short-yardage situations.

COLLEGE: The Sporting News and Time Magazine named Harrah All-American and the AP voted him second team following his college career. He played in both the Hula and Senior Bowl games.

PERSONAL: Harrah, who is single, was born in Charleston, W. Va., attended the city's Stonewall Jackson high where he was a footballer and wrestler. Having recently purchased a home in Long Beach, Ca.,

Harrah spend much of his off-season making speaking engagements and rehabilitating his knee.

Games Played, Started: 1975(14,0), 1976(14,14), 1977(8,8).

Horton, Greg

G

Colorado, Third Year

Ht: 6-4

Wt: 245

Born: 1-7-51

How Acq: T-Chi, '74



PRO: Greg Horton moved into the starting right guard spot for the Rams in last year's ninth week after Dennis Harrah suffered an injury that required knee surgery. Horton took advantage of his first big opportunity in the NFL, fitting into an offensive line that paved the way for Ram running backs all season. Horton became the starter just as the rest of the club began to jell, and he made the best of the situation as the Rams won five of the six games he started. In 1976, Horton played mostly on special teams. Drafted in 1974 by Chicago, Horton was traded to the Rams for two 1975 choices. Knee injuries his first two seasons prohibited his NFL debut, but since then the ex-Buffalo has progressed to a level where he'll be battling for a starting sport in 1978.

COLLEGE: Horton was selected All-Big Eight as a senior at Colorado where he played both guard and tackle. He played in the East-West Shrine game and Senior Bowl.

PERSONAL: Horton, a native of San Bernardino, Ca., attended Redlands High, Ca. Horton and wife Shirley were married on May 20 and bought a house in Redlands. Greg also spent the off-season playing on the Rams basketball team.

Games Played, Started: 1976(14,0), 1977(14,6).

Jackson, Harold

WR

Jackson State, Eleventh Year

Ht: 5-10

Wt: 175

Born: 1-6-46

How Acq: T-Phil. '73

PRO: Smooth and crafty, Harold Jackson enters his 11th NFL season as the Rams' most dependable receiver with a career reception total of 415—200 as a Ram. His 48 catches in 1977 was his highest ever as a Ram and barring a catastrophe in 1978, Jackson should move into the top 20 on the all-time NFL receivers list. Jerry Smith ranks No. 20 with 421 catches. What made Jackson's performance even more remarkable in 1977 was that he attracted more



double coverage with the absence of Ron Jessie. With rookie Billy Waddy in the other wide receiver spot, Jackson had a greater responsibility to perform like the veteran he is. Jackson led the way with six touchdown catches — twice as many as any other Ram receiver — and had his best Ram pass-catching day ever (8 for 127 yards) vs. New Orleans. Jackson made his fifth Pro Bowl appearance in 1978 after appearances following the 1969, 1972, 1973 and 1975

seasons. He was named All-Pro by NEA, All-NFC by UPI and The Sporting News and was named Southern California Athlete of the Month for November by Citizens Savings Athletic Foundation. Currently No. 7 on the Rams' all-time receivers list, Jackson was originally drafted by L.A. on the 12th round in 1968. After a year on the ready reserve list, Jackson and defensive end John Zook were traded to Philadelphia for running back Israel Lang. Jackson twice led the NFL in receiving yards at Philadelphia before returning to L.A. as part of the Roman Gabriel trade. Throughout his career Jackson has been named to numerous All-Pro and All-NFC teams, and was tabbed Outstanding Receiver by Ye Old Rams in 1973.

COLLEGE: Jackson set a Jackson State pass catching record his senior year when he was an All-Southwest Athletic Conference end. He was a 9.3 sprinter.

PERSONAL: The personable Jackson attended Ronon High in the city of his birth, Hattiesburg, Miss., where he still resides. A bachelor, Jackson spends the off-season giving clinics for the city's youth and managing a Little League baseball team.

JACKSON' NFL RECEIVING STATISTICS

Year	Club	No.	Yds.	Avg.	LG	TD
1968	Los Angeles	0	0	0.0	0	0
1969	Philadelphia	65	*1116	17.2	65	9
1970	Philadelphia	41	613	15.0	79	5
1971	Philadelphia	47	716	15.2	69	3
1972	Philadelphia	*62	*1048	16.9	77	4
1973	Los Angeles	40	874	*21.9	69	*13
1974	Los Angeles	30	514	17.1	44	5
1975	Los Angeles	43	786	18.3	54	7
1976	Los Angeles	39	751	19.3	65	5
1977	Los Angeles	48	666	13.9	58	6
Totals		415	7084	17.1	79	57

*NFL Leader

JACKSON'S BEST RAM GAMES

Year	Opp.	No.	Yds.	Avg.	TD
1977	New Orleans	8	127	15.9	2
1973	Dallas	7	238	34.0	4
1976	Dallas (Playoff)	6	116	19.3	0
1974	New England	6	102	17.0	0
1975	Detroit	5	106	21.2	2
1975	San Francisco	5	109	21.8	0
1973	San Francisco	4	117	29.3	3
1975	Baltimore	4	108	27.0	1
1976	Miami	4	99	24.7	0
1976	St. Louis	4	107	26.7	1
1975	Philadelphia	3	91	30.3	2

Games Played, Started: 1968(2,0), 1969(14), 1970(14), 1971(14), 1972(14), 1973(14,14), 1974(14,14), 1975(14,14), 1976(14,14), 1977(14,14).

Jackson, Monte

CB

San Diego State, Fourth Year

Ht: 5-11

Wt: 189

Born: 7-14-53

How Acq: D2a '75

PRO: After leading the NFL in interceptions with 10 in 1976, Monte Jackson had only half as many in 1977 for a good reason — opposing quarterbacks weren't throwing as many passes in his direction. However, four of Monte's five interception came in a two-week span in wins over Cleveland (9-0) and Oakland (20-14), two of the best defensive games the Rams played in 1977. Jackson didn't experience much of a letdown last year after a spectacular 1976 campaign, evidenced by his appearance on the AP and Football News All-Pro teams, and All-NFC awards from Pro Football Weekly, UPI and The Sporting News. The All-Pro from San Diego State was named to the NFC Pro Bowl team for the second straight year after just three pro seasons. Jackson's 1976 performance assured his presence on the All-NFL teams of AP, NEA, PFWA and Pro Football Weekly. UPI, AP, Pro Football Weekly and The Sporting News name him All-NFC. Ye Old Rams honored Jackson as the club's "Outstanding Defensive Back," and The Citizens Savings Athletic Foundation called him the Southern California Athlete of the Month for December. As a second round draft choice in 1975, Jackson began that season as a reserve corner, but became a starter after the fourth week because of an injury to veteran Al Clark. Monte went on to intercept two passes that season, win Rookie of the Year honors from Ye Old Rams and be named to the All-Rookie team by UPI.



COLLEGE: In his two years at San Diego State, Jackson intercepted nine passes, returning them for a school record 224 yards. He had six his senior year after which he participated in the East-West Shrine and Blue-Gray games. A transfer from San Diego Mesa JC, Jackson was All-Pacific Coast Athletic Association and a second team selection on AP's All-Coast squad.

PERSONAL: Jackson was born in Sherman, Texas, and attended St. Augustine High in San Diego where he played football and basketball. He and his wife Ricarda reside in Huntington Beach, Ca, with their son Monte Jr., who was born last Sept. 28. During the off-season Monte works for the U.S. Dept. of Commerce lining up job opportunities for minorities.

MONTE JACKSON'S RAMS STATISTICS

Year	Pass Interceptions				
	No.	Yds.	Avg.	LG	TD
1975	2	13	6.5	10	0
1976	*10	173	17.3	46†	*3
1977	5	73	14.6	33	0
Totals	17	259	15.2	46†	3

*NFL Leader

Games Played, Started: 1975(14,10), 1976(14,14), 1977(14,14).

Jessie, Ron
Ht: 6-0

Wt: 185

WR
Born: 2-4-48

Kansas, Eighth Year
How Acq: FA '75



PRO: It looked as if 1977 was going to be another banner year for Ron Jessie after making his first Pro Bowl appearance at the conclusion of the 1976 season. But when he caught an 18-yard pass on the second play of the season's third game, Jessie was hit from both sides and suffered torn ligaments in his right knee. He hobbled off the field as the Rams' leading receiver after three weeks with nine catches for 139 yards, but surgery prohibited his return for

the duration of the season. His 1977 totals are in sharp contrast to his 34 receptions in 1976 when he averaged 22.9 yards a catch — best in the NFC that year. Noted for making a variety of spectacular catches throughout his career, Jessie was at his acrobatic peak in 1976 against Miami. In the Rams' 31-28 win, Jessie caught seven passes for 220 yards (third highest in Ram history), a 31.4 average, plus two touchdowns. His six touchdown catches in 1976 are the most in any of his seven seasons. For the second year in a row, Jessie was named the club's Outstanding Receiver by Ye Old Rams. In 1975, Jessie set his single-game high with 10 catches for 151 yards against Atlanta in a 16-7 Ram win. Jessie was drafted by Dallas on the eighth round in 1971 and was traded to Detroit before playing out his option and signing with the Rams as a free agent in 1975. In his last season with the Lions, Ron caught 54 passes for 761 yards and was ranked No. 6 in the NFL.

COLLEGE: After attending Imperial Valley JC in El Centro, Ca., Ron Jessie transferred to Kansas where he was primarily a running back although he did catch 33 passes in two seasons for 644 yards. He long-jumped 26-4¼ and won an NCAA Indoor title in 1969. He-high jumped 6-8 and ran the high hurdles in 13.8.

PERSONAL: Jessie was born and attended high school in Yuma, Ariz. He and wife Sharon and sons Ron, 6, and Brandon, 4, reside in Huntington Beach, Ca. Last off-season Ron was the Orange County Easter Seal Chairman and also concentrated on rehabilitating his knee.

JESSIE'S NFL STATISTICS

Year	Club	No.	Pass Receiving				Kickoff Returns				
			Yds.	Avg.	LG	TD	No.	Yds.	Avg.	LG	TD
1971	Detroit	4	87	21.8	51	0	16	470	29.4	102t	2
1972	Detroit	24	424	17.7	82t	4	23	558	24.3	62	0
1973	Detroit	20	364	18.2	84t	3	6	154	25.7	36	0
1974	Detroit	54	761	14.1	46	3	2	55	27.5	31	0
1975	Los Angeles	41	547	13.3	34	3	0	0	0.0	0	0
1976	Los Angeles	34	779	22.9	58t	6	0	0	0.0	0	0
1977	Los Angeles	9	139	15.4	21	0	0	0	0.0	0	0
Totals		186	3101	16.7	84t	19	47	1237	26.3	102t	2

JESSIE'S BEST DAYS RECEIVING

Year	Club	Opp.	No.	Yds.	Avg.	TD
1975	Los Angeles	vs. Atlanta	10	151	15.1	1
1974	Detroit	vs. Minnesota	10	116	11.6	0
1974	Detroit	vs. Philadelphia	9	67	7.4	1
1976	Los Angeles	vs. Miami	7	220	31.4	2
1975	Los Angeles	vs. Green Bay	7	78	11.1	0
1974	Detroit	vs. Los Angeles	6	149	24.8	1
1972	Detroit	vs. Los Angeles	6	84	14.0	0

Games Played, Started: 1971(14), 1972(14), 1973(14), 1974(12), 1975(14,14), 1976(14,14), 1977(3,3).

Jodat, Jim **FB** **Carthage, Second Year**
Ht: 5-11 **Wt.: 210** **Born: 3-3-54** **How Acq: D12 '76**

PRO: After spending 1976 on the injured reserve list, rookie Jim Jodat emerged in 1977 as one of the most determined and unselfish players on the team. One of many talented Ram running backs, Jodat made his greatest contribution on the Rams special teams, leading the club with 11 tackles in that area. Jodat did manage to carry the ball, too. He carried five times in 1977 and scored a touchdown, returned five kickoffs for a club-leading 25.8 average and caught one pass — a two-yard touchdown from rookie quarterback Vince Ferragamo. Drafted in the 12th round in 1976, Jodat is the first NFL player from Carthage College.



COLLEGE: In four years at Carthage College (Kenosha, Wis.), Jodat rushed for 4,079 yards to set the all-time collegiate record in the state of Wisconsin. He also wrestled at Carthage, losing just one of 33 matches.

PERSONAL: Born in Milwaukee, Wis., Jodat attended Pio Nono High in that city and competed in football, wrestling and track. Single, Jodat lives in Huntington Beach, Ca., and played on the Rams basketball team in the off-season.

JODAT'S RAM STATISTICS

Year	No.	Rushing				Pass Receiving				
		Yds.	Avg.	LG	TD	No.	Yds.	Avg.	LG	TD
1977	5	15	3.0	5	1	1	2	2.0	2t	1

Year	Kickoff Returns				
	No.	Yds.	Avg.	LG	TD
1977	5	129	25.8	38	0

Games Played, Started: 1977(14,0).

Johns, Freeman
Ht: 6-1 Wt: 175

WR
Born: 12-20-53

SMU, Second Year
How Acq: FA '77



PRO: Although he played two games in 1976, wide receiver Freeman Johns was still classified a first-year man in 1977 when he appeared in five games. Johns was drafted by the Rams in the 10th round of 1976 and played two games before injuring a knee that required surgery. In 1977, Johns was waived prior to the season's start and was not picked up by any other club. When Ron Jessie was sidelined for the year in Week No. 3, the Rams signed Johns as a free agent.

COLLEGE: At Southern Methodist, Johns averaged 21.1 yards on 44 career receptions. He caught 22 his senior season for 452 yards and four touchdowns.

PERSONAL: Born in Waco, Tex., Freeman attended S.H. Rider High in Wichita Falls, Tex., where he competed in football, track and basketball. Johns spends the off-season working in industrial relations for Wylain Corp. He and wife Judy were married April 29 and reside in Garland, Tex.

JOHNS' RAM STATISTICS

Year	No.	Punt Returns					Kickoff Returns				
		FC	Yds.	Avg.	LG	TD	No.	Yds.	Avg.	LG	TD
1976	1	0	0	0.0	0	0	2	56	28.0	34	0
1977	0	0	0	0.0	0	0	0	0	0.0	0	0
Totals	1	0	0	0.0	0	0	2	56	28.0	34	0

Games Played, Started: 1976(2,0), 1977(5,0).

Jones, Cody
Ht: 6-5 Wt: 240

DT
Born: 5-3-51

San Jose State, Fifth Year
How Acq: D5 '73

PRO: Trying to replace a perennial All-Pro defensive tackle like Merlin Olsen who has made an NFL-record 14 Pro Bowl appearances cannot be done. All Cody Jones could do in 1977 was try to play the position the best he knew how, and 47 tackles, four quarterback sacks and a fumble recovery proves he knows how. Jones won the job in summer camp from Mike Fanning and had his best day against Tampa Bay when he made six tackles,



2½ sacks and knocked down two passes. Jones was a back-up defensive end-tackle in 1976 and in 1975 started six regular season and two playoff games when Larry Brooks and Bill Nelson were injured. Drafted on the fifth round in 1973, Jones spent that season on the ready reserve squad then played 12 games in 1974.

COLLEGE: Before transferring to San Jose State Jones played at Trinidad State (Colo.) JC where he was an all-conference defensive tackle. He also played basketball. Following his senior year he participated in the East-West Shrine Game.

PERSONAL: Cody attended Mission High in San Francisco, his birthplace, and he and wife Nina reside in Huntington Beach, Ca. In the off-season, Cody played on the Rams basketball team which played a charity game where Nina teaches — Oralingua School for the Hearing Impaired.

Games Played, Started: 1974(12,1), 1975(14,6), 1976(14,0), 1977(14,14).

Joyce, Terry **TE** **Missouri Southern St., Third Year**
Ht: 6-6 **Wt: 230** **Born: 7-18-54** **How Acq: FA '78**

PRO: Signed by the Rams as a free agent at the end of last season, Terry Joyce will battle Glen Walker for the punting duties in 1978. Joyce played four games in 1977 with St. Louis before being released, and he punted 22 times for a 38.7 average. Joyce signed as a free agent his rookie season in 1976 with the Cardinals and averaged 36.4 yards on 64 punts. Joyce also played back-up tight end with St. Louis.



COLLEGE: Joyce was All-District 16 NAIA punter at Missouri Southern State, where he was also the starting tight end. After two years at Highland (Kan.) JC where he played QB, Joyce transferred to Wichita State, then to Missouri Southern State. He averaged 43.4 yards a punt his senior year.

PERSONAL: Born in Kirksville, Mo., Joyce is single and lives in Edina, Mo., in the off-season. Terry attended high school in that city and played football, baseball and basketball.

JOYCE'S NFL PUNTING STATISTICS

Year	Club	No.	Yds.	Avg.	TB	In 20	LG	Bk.
1976	St. Louis	64	2331	36.4	12	12	54	2
1977	St. Louis	22	851	38.7	2	5	58	1
Totals		86	3182	37.0	14	17	58	3

Games Played, Started: 1976(14,0), 1977(4,0).

Mack, Tom

Ht: 6-3

Wt: 250

G

Michigan, Thirteenth Year

Born: 11-1-43

How Acq: D1 '66



PRO: Never having missed a Ram game in his 12-year career, Tom Mack is pro football's epitomy of skill and luck. Lucky never to have been seriously injured and skilled enough to make 10 Pro Bowl appearances along with numerous All-Pro honors. Mack missed the 1977 Pro Bowl after nine straight appearances, but his prowess on the offensive line didn't go unrewarded by his peers last season as he was named to the NFC Pro Bowl squad once again.

UPI, Pro Football Weekly and The Sporting News also named Mack to their All-NFC teams. In 1977, Mack was named Outstanding Offensive Lineman by Ye Old Rams. Having played in 168 consecutive games, the Rams' team captain is second on the club's all-time list behind Merlin Olsen (198). The 168 also ranks fifth on the Rams' all-time list for total games played. Renowned throughout his career for consistent performance, Mack was named second team All-NFC in 1976 by UPI, and in the last decade, Mack has earned All-NFL and All-NFC honors from such services and publications as AP, The Sporting News, NEA and Pro Football Weekly. A starter at left guard since midway in his first year, the Rams' No. 1 pick in 1966 was voted Rookie of the Year by Ye Old Rams, the same group that named him the club's Outstanding Offensive Lineman in 1970 and 1975.

COLLEGE: As a junior, Mack was a starter on the 1964 Michigan team that beat Oregon State in the Rose Bowl. In his senior year he was UPI and NEA All-American, as well as All-Big Ten. He was a member of the East-West, Hula Bowl and College All-Star teams.

PERSONAL: Born in Cleveland, Ohio, Mack attended Cleveland Heights High where he played football and baseball and established swimming records. His father, the late Ray Mack, played major league baseball with the Cleveland Indians. Tom, wife Anne and daughters Kristan, 9, Kathryn, 7, and Carolyn, 4, live in San Marino. In the off-season, Mack is employed as an engineer by Bechtel Corp. He is also active in such community projects as Boy Scouts and Crippled Children's Foundation.

Games Played, Started: 1966(14,7), 1967(14,13), 1968(14,14), 1969(14,14), 1970(14,14), 1971(14,14), 1972(14,13), 1973(14,14), 1974(14,14), 1975(14,14), 1976(14,14), 1977(14,14).

McCutcheon, Lawrence
Ht: 6-1 **Wt: 205**

RB **Colorado State, Sixth Year**
Born: 6-2-50 **How Acq: D3 '72**

PRO: Lawrence McCutcheon's display of excellence in 1977 was indicative of the All-Pro's five-year career. McCutcheon set four Ram rushing records in 1977 and rushed for 100 or more yards six times. "Clutch," as his teammates call him, broke Dick Bass' career yardage mark of 5,417, ending the year with 5,523. He also set the following records: most career carries (1,244), most carries in a season (294) and most yards rushing in a season (1,238). McCutcheon's 102-yard performance in the Minnesota playoff game



McCUTCHEON'S RAM STATISTICS

Year	Rushing					Receiving				
	No.	Yds.	Avg.	LG	TD	No.	Yds.	Avg.	LG	TD
1973	210	1097	5.2	37	2	30	289	9.6	31	3
1974	236	1109	4.7	23	3	39	408	10.5	50	2
1975	213	911	4.3	43	2	31	230	7.4	24	1
1976	291	1168	4.0	40	9	28	305	10.9	42	2
1977	*294	*1238	4.2	48	7	25	274	11.0	30	2
Totals	1244	5523	4.4	48	23	153	1506	9.8	50	10

*Ram record

McCUTCHEON'S 100-YARD RUSHING GAMES

Year	Opp.	No.	Yds.	Avg.	TD
**1975	St. Louis	37	202	5.5	0
1977	Atlanta	17	152	8.9	0
1973	New Orleans	20	152	7.6	0
1973	Chicago	24	152	6.3	0
1974	Atlanta	22	140	6.4	0
1974	New York Jets	23	139	6.0	2
**1976	Minnesota	26	128	4.9	1
1977	New Orleans	30	126	4.2	1
1974	Detroit	21	124	5.9	0
1976	Atlanta	20	121	6.1	3
1973	Kansas City	21	120	5.7	0
1976	New Orleans	25	119	4.8	1
1973	New Orleans	21	115	5.5	0
1976	Atlanta	26	115	4.4	0
1975	Chicago	15	114	7.6	1
1975	San Diego	20	112	5.6	0
1976	Minnesota	29	110	3.8	0
1974	Green Bay	21	109	5.2	0
1977	New Orleans	26	107	4.1	1
1977	Philadelphia	23	106	4.6	0
1977	Cleveland	24	104	4.3	0
**1977	Minnesota	16	102	6.4	0
1974	New Orleans	16	102	6.4	0
1975	Philadelphia	18	101	5.6	0
1977	San Francisco	22	100	4.5	1

*Playoff Game

was the 25th time he's gained 100 yards or more in a game, and the third time he's done it in the playoffs. McCutcheon was named to the NFC Pro Bowl squad for the fifth straight time and was honored with the Daniel F. Reeves Memorial Award as the club's MVP by the Southern California Sports Broadcasters Assn. McCutcheon also won the award in 1974. He was named All-NFC by UPI in 1977 and was named Outstanding Offensive Back by Ye Old Rams for the fifth straight year. In 1976, McCutcheon had set Ram season records for carries and yardage and won NEA's "Third Down" trophy as the team's MVP and also was named All-NFC by UPI. In recent years he has been a first team All-Pro performer as well as a unanimous pick on all-conference teams selected by various services and publications. However, it has not been easy for McCutcheon. Leg injuries hampered his first training camp after being drafted on the third round of 1972. He began that year on the reserve squad and was activated at mid-season for three games when he performed on the special teams. The following season was a different story, however, as McCutcheon showed his class immediately by gaining 120 yards in the opener against Kansas City and went on to make UPI's All-Rookie team as well as recognition on several All-NFC and All-Pro teams.

COLLEGE: In his sophomore year at Colorado State, McCutcheon was the WAC's "outstanding back," but ensuing seasons were even more productive. He finished with career totals of 649 carries for 2,917 yards, a 4.5 per carry average and 22 touchdowns. Twice he gained more than one-thousand yards in a season; 1,008 in 1970 and 1,112 in '71.

PERSONAL: McCutcheon was born in Plainview Tex., and went to high school in that city. Single and living in Los Angeles, Lawrence spent part of the off-season with other NFL players visiting U.S. service men in Europe on a USO-sponsored trip.

Games Played, Started: 1972(3,0), 1973(12,12), 1974(14,14), 1975 (13,13), 1976(14,14), 1977(14,14).

McLain, Kevin,

Ht: 6-2

Wt: 227

LB

Colorado State, Third Year

Born: 9-15-54

How Acq: D1 '76



PRO: One of the leaders of the Rams' special teams, linebacker Kevin McLain played briefly in 1977 because of a knee injury requiring surgery. As a back-up outside linebacker, McLain saw duty primarily on special teams and recorded eight tackles in the eight games he played in. Drafted No. 1 by the Rams in 1976, McLain played on special teams and outside linebacker following a college career at middle linebacker. McLain is considered one of the more enthusiastic special team members.

COLLEGE: McLain was tabbed first string All-American by NEA and The Sporting News, second team UPI and honorable mention by AP. At Colorado State he made 138 tackles in his senior year along with two interceptions, returning one 58 yards to score. He was a participant in the College All-Star game following his senior year.

PERSONAL: Kevin was born in Tulsa, Okla., and attended Loara High and Anaheim, Ca., then Fullerton College before transferring to Colorado State. He and wife Marcee live in Huntington Beach, Ca., and Kevin works for University Oldsmobile in Costa Mesa during the off-season.

Games Played, Started: 1976(14,0), 1977(8,0).

Miller, Willie, WR Colorado State, Fourth Year
Ht: 5-9 Wt: 172 Born: 4-26-47 How Acq: FA '77

PRO: For three games of the 1977 pre-season, Willie Miller led the wide receivers with four catches for 97 yards (23.8 average) and two touchdowns. But a freak play resulted in a dislocated elbow against Kansas City the following week and Miller spent the 1977 season on the injured reserve list. Drafted on the 12th round by Houston in 1975, Miller was traded to Cleveland July 15, 1975 for a 1976 12th-round choice. As a back-up wide receiver, Miller caught seven passes and also threw a 26-yard TD pass against Minnesota. In 1976 he played six games, mostly as a return man on punts and kickoffs, before being released.



COLLEGE: Because of service in Vietnam, Willie Miller was a late starter at Colorado State where he became the school's all-time receiver and holder of every receiving record. He set an NCAA mark with a 22.5 season average in 1974.

MILLER'S NFL STATISTICS

Pass Receiving

Year	Club	No	Yds.	Avg.	TD
1975	Cleveland	7	57	8.1	0
1976	Cleveland	0	0	0.0	0
Totals		7	57	8.1	0

Kickoff Returns

Year	Club	No.	Yds.	Avg.	TD
1975	Cleveland	4	94	23.5	0
1976	Cleveland	1	0	0.0	0
Totals		5	94	18.8	0

Punt Returns

Year	Club	No.	Yds.	Avg.	TD
1975	Cleveland	10	47	4.7	0
1976	Cleveland	5	22	4.4	0
Totals		15	69	4.6	0

PERSONAL: While in Vietnam with the Army he was awarded the Purple Heart, Silver Star and the Soldier's Medal. Willie was born in Birmingham, Ala., and now resides in Fort Collins, Colo. Single, Willie is working on a master's degree at Colorado State in the off-season.

Games Played, Started; 1975(14,0), 1976(6,0).

Nelson, Terry TE **Arkansas AM&N, Fifth Year**
Ht: 6-3 **Wt: 230** **Born: 5-20-51** **How Acq: D1 '71**



PRO: Terry Nelson's emergence as the NFC's No. 4 pass-catching tight end in 1977 (31 for 401 yards, three touchdowns) is sharply contrasted by his previous career reception total for three seasons. Nelson had as many catches in the first five games of 1977 as he had his first three seasons — five — and his 31 catches were the most by a Ram tight end since 1970. Turning short passes into big gainers was something Nelson did regularly in 1977, catching eight passes of 20 yards or more. His longest, a 46-yarder against New Orleans, was his only catch that day but it supplied enough inspiration for the Rams' winning performance. Admittedly having to improve weekly, Nelson became a well-developed blocker as well as pass catcher and started every game in 1977. He also was named the club's Outstanding Receiver by Ye Old Rams. In 1976, Nelson was used mostly in short yardage situations and on special teams. When starter Bob Klein was sidelined during the Detroit game Thanksgiving Day in 1975, Nelson played full-time the following five games, including two playoff contests. In 1974 Nelson saw action in 10 games and in 1973 he spent all but one game on the ready reserve after being drafted in the fourth round.

COLLEGE: Nelson captained the Arkansas AM&N team his senior year when he was named a Pittsburgh Courier All-American. He lettered three years.

PERSONAL: Nelson was born in Arkadelphia, Ark., where he attended Peake High and played football and basketball. Terry and his wife, Frances, make their home in Arkadelphia where Terry spends the off-season in youth work.

NELSON'S RAMS STATISTICS

Year	Rushing					Pass Receiving				
	No.	Yds.	Avg.	LG	TD	No.	Yds.	Avg.	LG	TD
1974	1	3	3.0	3	0	0	0	0.0	0	0
1975	0	0	0.0	0	0	1	5	5.0	5	0
1976	0	0	0.0	0	0	4	48	12.0	16	0
1977	31	31	10.3	18	0	31	401	12.9	46	3
Totals	4	34	8.5	18	0	36	454	12.6	46	3

PERSONAL: Perry was born in Fresno, Ca., and attended Hoover High in that city. Rod and wife Patrice were married Feb. 4 and live in Clovis, Ca. In the off-season, Rod worked on his B.A. in physical education at Fresno State and with Gridfest, an annual charity event for the Mentally Retarded Foundation.

PERRY'S RAM INTERCEPTION STATISTICS

Year	No.	Yds.	Avg.	LG	TD
1975	0	0	0.0	0	0
1976	8	79	9.9	43	0
1977	1	0	0.0	0	0
Totals	9	79	8.8	43	0

Games Played, Started: 1975(9,0), 1976(14,14), 1977(5,2).

Phillips, Rod **FB** **Jackson State, Fourth Year**
Ht: 6-0 **Wt: 220** **Born: 12-23-52** **How Acq: FA '75**



PRO: With a plethora of Ram running backs in 1977, Rod Phillips played mostly on special teams. Still, his contributions on offense were many as he rushed 37 times for 183 yards (4.9 avg.), scored a TD and caught one pass. His best day came in the season finale against Washington when he carried eight times for 76 yards — 65 in the fourth quarter when the Rams nearly staged a comeback win. In 1976, Phillips was the Rams' No. 3 rusher with 206 yards on 34 carries (6.1 avg.). He was the only free agent rookie to make the squad in 1975 and started that season against the World Champion Pittsburgh Steelers. He carried 11 times for 51 yards in a 10-3 win.

COLLEGE: After spending his freshman year at Cincinnati, Rod transferred to Jackson State where he played both tight end and running back.

PERSONAL: Born in Meridian, Miss., Phillips played football, basketball and baseball at Harper High in Mendenhall, Miss. Rod, wife Brenda and daughter Erin, 2, live in Huntington Beach., Ca., and in the off-season Rod works in management for Union Bank.

PHILLIPS' RAM STATISTICS

Year	Rushing					Pass Receiving			
	No.	Yds.	Avg.	LG	TD	No.	Yds.	Avg.	TD
1975	17	69	4.1	20	0	2	10	5.0	0
1976	34	206	6.1	33	1	4	23	5.8	0
1977	37	183	4.9	25	1	1	5	5.0	0
Totals	88	458	5.2	33	2	7	38	5.4	0

Games Played, Started: 1975(14,1), 1976(14,0), 1977(14,0).

Reynolds, Jack
Ht: 6-1 Wt: 232

LB
Born: 11-22-47

Tennessee, Ninth Year
How Acq: D1b '70

PRO: Maybe by coincidence, but when Jack Reynolds moved back into the starting middle linebacking spot in last season's ninth week, the Rams' defense played with a spirit and enthusiasm that was lacking in previous weeks. While the Rams hadn't won a road game dating back to the previous season, Reynolds spearheaded the defense in his first start — a 24-6 win over Green Bay in Milwaukee. On the road the next two weeks, Reynolds was instrumental in a key goal-line stand against the 49ers and the club's third shutout of the year against the Browns. A free agent after the 1976 season, Reynolds signed his contract after the season had begun, making his first appearance in Week No. 6 against Minnesota. "Hacksaw," as his teammates call him, still managed to finish sixth on the team in tackles. Reynolds has not been known as a prolific pass interceptor (his career total is three), but he more than makes up for that with his hitting ability and leadership. A starter since 1973, Reynolds has quarterbacked the Rams' defense that was the NFL's best in rushing defense and scoring defense in 1974, No. 1 in scoring defense in 1975 and the NFC's best in rushing defense in 1976. Drafted on the first round in 1970, Reynolds has been described as one of the team's most dedicated players. He missed much of the 1971 season because of a knee ailment but returned to play back-up in 1972 before becoming a starter the following year.



COLLEGE: Reynolds was selected All-Southeast Conference at the University of Tennessee and also played in the College All-Star game.

PERSONAL: Born in Cincinnati, Reynolds attended Western Hills High in that city. Jack and his wife, Pat, live in Huntington Beach, Ca.

REYNOLDS' RAM PASS INTERCEPTION STATISTICS

Year	No	Yds.	Avg.	LG	TD
1970	0	0	0	0	0
1971	0	0	0	0	0
1972	0	0	0	0	0
1973	2	52	26.0	49	0
1974	0	0	0	0	0
1975	1	15	15.0	15	0
1976	0	0	0	0	0
1977	0	0	0	0	0
Totals	3	67	22.3	49	0

Games Played, Started: 1970(14,0), 1971(4,0), 1972(14,0), 1973(14,14), 1974(14,14), 1975(14,14), 1976(14,14), 1977(9,6).

Robertson, Isiah
Ht: 6-3 Wt: 225

LB
Born: 8-17-49

Southern U., Eighth Year
How Acq: D1 '71



PRO: Intercepting just one pass — his lowest total since 1972 — did not diminish the polished performance of Isiah Robertson in 1977. Named All-Pro by AP and NEA along with All-NFC honors from UPI, Pro Football Weekly and The Sporting News, Robertson upheld his position as one of the best outside linebackers in the NFL. Other than defensive linemen, Robertson led the Rams in quarterback sacks with four and also recovered a fumble. And, he was named to the NFC Pro Bowl squad for the sixth time (also following seasons of 1971, 1973-76). Robertson was a model of consistency in 1977, as well as fitting in perfectly with the Rams' overall "team" concept. In 1976, the blend of Robertson and the "team" concept was near-perfect as he was awarded All-Pro honors from AP and All-NFC from AP, UPI, Pro Football Weekly and The Sporting News. Nicknamed "Butch" by his teammates, Robertson has drifted from his former flashy style when he returned an interception 76 yards for a score against Philadelphia in 1975, and when he returned an interception 59 yards for a touchdown in the Rams' 1974 playoff win over the Redskins. But, since being drafted on the first round of 1971, he has always proven to be effective. As a started his rookie season, Robertson was named the NFL Defensive Rookie of the Year by both AP and Pro Football Weekly. He was also on UPI's All-Rookie team and was the club's Rookie of the Year, accorded by Ye Old Rams. Isiah was the 10th player picked in 1971 on a choice obtained from Washington and has been a familiar name on many All-Pro and All-NFC teams since.

COLLEGE: Robertson intercepted 11 passes in three years at Southern U. and in his senior year was named All-American by the Sporting News and Time Magazine, as well as Small College All-American by AP and UPI.

PERSONAL: Born in New Orleans, Robertson was a star athlete at Pine View High in Covington, La. Robertson is single and lives in Fountain Valley, Ca. He spends time with youth groups and charities as well as shirt manufacturing in the off-season.

ROBERTSON'S RAM PASS INTERCEPTION STATISTICS

Year	No.	Yds.	Avg.	TD
1971	4	32	8.0	0
1972	0	0	0.0	0
1973	3	57	19.0	1
1974	2	11	5.5	0
1975	4	118	29.5	1
1976	4	28	7.0	0
1977	1	20	20.0	0
Totals	18	266	14.7	2

end, and was even considered a candidate for linebacker, a position he held at Michigan state, The Rams' eighth-round draft choice in 1970, Saul was the team's Rookie of the Year, accorded by Ye Old Rams.

COLLEGE: Saul was born in Butler, Pa., and attended high school in that city. Twin brother, Ron, plays with the Washington Redskins and an older brother, Bill, is a retired NFL player. Rich and his wife, Eileen, have a daughter, Jaime Elizabeth, born last Sept. 3. They live in Westminster, Ca., where in the off-season, Rich works for John G. Valentine & Associates, a commercial and industrial real estate firm.

Games Played, Started: 1970(14,0), 1971(14,0), 1972(14,0), 1973(14,0), 1974(14,0), 1975(14,14), 1976(14,14), 1977(14,14).

Scales, Dwight

Ht: 6-2

Wt: 180

WR

Born: 5-30-53

Grambling, Third Year

How Acq: D5c '76



PRO: It's difficult to get much playing time with Ron Jessie and Harold Jackson as the starting wide receivers, but when Dwight Scales does get in, things happen. His 20.8 yard average (five catches for 104 yards) in 1977 was the club's high and he caught a 26-yard TD from Pat Hoden against Chicago. His career reception total of eight is overshadowed by a 26.1 average per catch. His

longest was an 80-yard TD in 1976 to cap a 59-0 win over Atlanta. Drafted on the fifth round in 1976, Scales caught three passes his rookie season. Of his eight career catches, two were touchdowns — a rating of 25 per cent.

COLLEGE: In three years at Grambling, Scales caught 87 passes for 1,704 yards, a 19.6 average and 27 TDs. He was named All-American Division II and he earned four college grid letters.

PERSONAL: Born in Little Rock, Ark., Scales attended Robert E. Lee High in Huntsville, Ala., where he still resides. In the off-season, he raises horses and works with youngsters at the local YMCA, along with coaching youth baseball.

SCALES' RAM STATISTICS

Pass Receiving

Year	No.	Yds.	Avg.	LG	TD
1976	3	105	35.0	80t	1
1977	5	104	20.8	32	1
Totals	8	209	26.1	80t	2

Kickoff Returns

Punt Returns

Year	No.	Yds.	Avg.	LG	TD	No	FC	Yds.	Avg.	LG	TD
1976	7	136	19.4	27	0	4	0	46	11.5	21	0
1977	0	0	0.0	0	0	0	0	0	0.0	0	0
Totals	7	136	19.4	27	0	4	0	46	11.5	21	0

Games Played, Started: 1976(14,0), 1977(14,0).

Septien, Rafael PK SW Louisiana, Second Year
Ht: 5-9 Wt: 171 Born: 12-12-53 How Acq: FA '77

PRO: Rafael Septien joined the Rams less than a week before the start of the 1977 season and his rookie season in the NFL proved to be a bright one. The place kicker from Southwest Louisiana was named to the All-Rookie team by UPI, Pro Football Weekly and Football Digest. Converting 18 of 30 field goals and 32 of 35 extra point tries, Septien was credited with 86 points. Septien's field goal percentage (.600) was the fourth best in the NFC, and at one point he made seven of eight field goals. He proved to be most effective inside 40 yards, where he made 16 of 18 on the year. On extra point attempts, Septien made 26 straight which is quite an accomplishment for a rookie kicker working with a rookie holder, Nolan Cromwell. Septien also sent many kickoffs into the opposing end zone, adding yet another plus to his kicking abilities. Drafted by New Orleans in the 10th round in 1977, Septien was waived during the summer and was later picked up by the Rams.



COLLEGE: Septien played three seasons at Southwest Louisiana and was All-Southland Conference his last two years.

PERSONAL: Born and raised in Mexico City, Septien was a star athlete at Vista Hermosa High in soccer, track, volleyball and basketball. He's made two movies and 20 commercials in Mexico, and is single. Presently, he lives in Long Beach, Ca.

SEPTIEN'S FIELD GOAL ACCURACY STATISTICS

Year	1-19	20-29	30-39	40-49	50+	Total	Avg. Att.	Avg. Made	Avg. Miss	LG
1977	1-1	10-11	5-6	2-10	0-2	18-30	34.3	28.3	43.3	45
	1.000	.909	.833	.200	.000	.600				

SEPTIEN'S SCORING STATISTICS

Year	PAT Att	PATs	FGA	FG	LG	Pts.
1977	35	32	30	18	45	86

Games Played, Started: 1977(14,0).

Simpson, Bill S Michigan State, Fifth Year
Ht: 6-1 Wt: 180 Born: 12-5-51 How Acq: D2 '74



PRO: In the Rams' last defensive series of the 1977 regular season, Bill Simpson suffered torn ligaments in his right knee and required immediate surgery. Despite missing the playoffs because of that injury, Bill Simpson's performance did not go unnoticed. Simpson was named All-NFC by UPI and The Sporting News, and for the second time in three years, the Rams' free safety led the club in interceptions with six. Simpson tied a club record

for most interceptions in a single game when he picked off three against San Francisco, and the freckled, red-haired ex-Spartan continued to enhance his reputation as a "hitter." He was third on the club in tackles (55), recovered two fumbles and blocked a punt that was the turning point in the Rams' 34-14 win over the 49ers. And, he was named Outstanding Defensive Back by Ye Old Rams. In 1976, Simpson had four of the Rams' league-leading 32 interceptions. Besides his six interceptions in 1975, Simpson added three more in the Rams' two playoff games including a 65-yard return for a touchdown against St. Louis. Taking over the free safety spot in the 11th week of 1974, Simpson was named to the Pro Football Writers Association All-Rookie team that year after being drafted by the Rams in the second round. Ye Old Rams named Simpson the club's Outstanding Defensive Back in 1975.

COLLEGE: Simpson was All-Big Ten in football his last two years at Michigan State, and was a Sporting News All-American following his senior season. He intercepted 12 passes in his Spartan career and later played in the East-West Shrine and Hula Bowl games. He led the Big Ten in punting (40.5 avg.) and punt returns (13.6 avg.) his junior season. Simpson was MVP on Michigan State's baseball team the two years he played and was an All-Big Ten centerfielder in his senior year.

PERSONAL: Born in Detroit, Simpson attended Royal Oak Shrine High in that city where he was all-league in football, baseball and basketball, and also participated in track. He and wife Lynn reside in Garden Grove, Ca., where Bill spent last off-season rehabilitating his knee.

SIMPSON'S RAM PASS INTERCEPTION STATISTICS

Year	No.	Yds.	Avg.	LG	TD
1974	1	0	0.0	0	0
1975	6	90	15.0	29	0
1976	4	62	15.5	30	0
1977	6	157	26.2	42	0
Totals	17	309	18.2	42	0

Games Played, Started: 1974(14,4), 1975(14,14), 1976(14,14), 1977(14,14).

Slater, Jackie

Ht: 6-4

Wt: 270

G-T

Born: 5-27-54

Jackson State, Third Year

How Acq: D3 '76



PRO: Jackie Slater started five pre-season games and one regular season game in 1977 when Doug France underwent knee surgery. Slater performed admirably in that time and France came back to start in the season's second week. Slater showed he could adapt by moving to the back-up guard spot after Dennis Harrah injured his knee, and the third-round draft choice from Jackson State also contributed to the Rams' effort on special teams. In

PERSONAL: Thomas was born in Plano, Texas, and attended high school there, competing in football and track. He, wife, Lenith, and Patrick, Jr., 2, reside in Houston during the off-season where Pat owns and operates a sports action photography company.

Games Played, Started: 1976(14,0), 1977(14,12).

Tyler, Wendell

Ht: 5-10

Wt: 188

RB

Born: 5-20-55

UCLA, Second Year

How Acq: D3b '77



PRO: Adding the breakaway threat to the Rams, running attack in 1977, rookie Wendell Tyler successfully demonstrated why he was picked so high in the draft. As a running back or kickoff return man, Tyler sends a sense of excitement through the crowd and he didn't disappoint anyone in 1977. He was the Rams' third-leading rusher, carrying 61 times for 317 yards (5.2 average) and three touchdowns, and returned 24 kickoffs for a 21.8

average. Tyler electrified a national T.V. audience in a Monday night game against Minnesota when he sprinted 44 yards for a score in the Rams' 35-3 rout. He gained 102 yards that game on just eight carries — a 12.75 average. Drafted out of UCLA, Tyler contributed to an attack that led the NFL in rushing attempts (621) and was second in the NFC in both rushing yardage (2,575) and rushing first downs (139).

COLLEGE: Tyler's four-year career at UCLA saw him become the all-time Bruin rusher with 3,181 yards. He was an AP All-American and All-Pacific Eight, and gained 172 yards in UCLA's 23-10 win over Ohio State in the 1976 Rose Bowl, including a 57-yard touchdown. He also played in the East-West Shrine and Senior Bowl games.

PERSONAL: Born in Shreveport, La., Tyler attended Crenshaw High in Los Angeles. Single, Tyler resides in Gardena, Ca., and spent the off-season staying in shape.

TYLER'S RAM STATISTICS

Year	No.	Rushing				No.	Pass Receiving			
		Yds.	Avg.	LG	TD		Yds.	Avg.	LG	TD
1977	61	317	5.2	44	3	1	3	3.0	3	0

Kickoff Returns

Year	No.	Yds.	Avg.	LG	TD
1977	24	523	21.8	37	0

Games Played, Started: 1977(14,0).

Waddy, Billy**Ht: 5-11****Wt: 185****WR****Born: 2-19-54****Colorado, Second Year****How Acq: D2b '77**

PRO: Billy Waddy's first NFL start came on a Monday night in Chicago after starter Ron Jessie injured a knee the week before, and the rookie wide receiver responded with five catches for 97 yards and ran a reverse 30 yards. In the 11 games he started, Waddy caught 23 passes for 355 yards and one touchdown, with his best day coming against Cleveland when he caught six passes for 68 yards. His average of 15.4 yards was the highest of any Ram starter and his efforts didn't go unnoticed. He was named to the All-Rookie team by UPI, Pro Football Weekly and Football Digest and was voted the club's Rookie of the Year by the Old Rams. Waddy also returned punts for the Rams, returning 31 for a 7.1 average, and a long of 48 yards against Atlanta in the season opener. Drafted in the second round, Waddy is possibly the fastest man on the team, having been clocked at 4.4 in the 40.



COLLEGE: Waddy lettered four years at Colorado — two at running back, one at wing back and one at wide receiver. He broke Cliff Branch's record by returning 22 kickoffs for 566 yards his senior year.

PERSONAL: Born in Wharton, Tex., Waddy attended Boling (Tex.) High where he competed in football, track and baseball. Single, Billy lives in San Diego, Ca., and spent the off-season staying in shape.

WADDY'S RAM STATISTICS

Year	Pass Receiving					Punt Returns					
	No.	Yds.	Avg.	LG	TD	No.	FC	Yds.	Avg.	LG	TD
1977	23	355	15.4	42	1	31	5	219	7.1	48	0

Year	Rushing				
	No.	Yds.	Avg.	LG	TD
1977	2	34	17.0	30	0

Games Played, Started: 1977(14,11).

Walker, Glen**Ht: 6-1****Wt: 210****P****Born: 1-16-52****USC, Second Year****How Acq: FA '77**

PRO: In his rookie season, Glen Walker's punts were marked like they were in college: non-returnable. Walker lived up to his reputation in 1977 by punting 73 times and having only 29 returned. The 29 returns was the lowest total in the NFL, as was the 116 yards allowed for a 4.0 average return. Walker's sky-high punts allowed special team coverage to reach the return man quicker and the longest return allowed was just 12 yards. Walker

averaged 35.2 yards and had a long of 56 yards in 1977. He was also 1 for 1 in passing in 1977, completing a 13-yard pass to Jackie Wallace for a first down out of punt formation.

COLLEGE: A combination punter-place kicker at USC for two years, Walker had just 11 of his 54 punts returned his senior year. He was an NEA All-American and had a career-long field goal of 47 yards against Iowa in 1975. He played at Harbor College (Ca.) for two seasons and was named honorable mention All-State punter.

PERSONAL: Born in Torrance, Ca., Walker was raised in Gardena, Ca., and attended high school there. Glen, wife Pamela and their 1-year-old daughter Sarah Christen, live in Gardena, and Glen spent the off-season playing on the Rams' basketball team and staying in shape.

WALKER'S RAM PUNTING STATISTICS

YEAR	No.	Yds.	Avg.	TB	In 20	LG	Blk.
1977	73	2568	35.2	8	11	56	0

Games Played, Started: 1977(14,0).

Wallace, Jackie

Ht: 6-3

Wt: 198

S-CB

Born: 3-13-51

Arizona, Fifth Year

How Acq: FA '77



PRO: Jackie Wallace joined the Rams for the last 10 games of 1977 as a back-up safety-cornerback, intercepted a pass, made five tackles on special teams and caught a 13-yard pass for a first down out of punt formation. So when Jackie Wallace was on the field, he was usually in the thick of things. Wallace was signed as a free agent by the Rams after being waived by Baltimore. Drafted on the second round by Minnesota in 1973, Wallace spent that season on the inactive list. He started for the Vikings in 1974, was waived and picked up by the Colts before the '75 opener, and played for the Colts through 1976 — leading them in interceptions that year with five.

COLLEGE: Wallace was an All-American at Arizona and was twice All-Western Athletic Conference. He set three interception records: career (20), season (11) and game (3). He played in the College All-Star game, Senior Bowl and was MVP in the East-West Shrine game, and also lettered in baseball.

PERSONAL: A native of New Orleans, Wallace attended St. Augustine High where he played football, baseball and basketball. Jackie spent the off-season working as a longshoreman and speaking to youth groups around New Orleans. He and wife Dyan have two sons: George, 10, and Byron, 6.

WALLACE'S NFL STATISTICS

Year	Club	Pass Interceptions					Punt Returns					
		No.	Yds.	Avg.	LG	TD	No.	FC	Yds.	Avg.	LG	TD
1974	Minnesota	1	3	3.0	3	0	25	4	191	7.6	20	0
1975	Baltimore	4	126	31.5	42t	2	6	0	43	7.2	14	0
1976	Baltimore	5	105	21.0	41	0	0	3	0	0.0	0	0
1977	Los Angeles	1	23	23.0	23	0	0	0	0	0.0	0	0
Totals		11	257	23.4	42t	2	31	7	234	7.5	20	0

Kickoff Returns

Year	Club	No.	Yds.	Avg.	LG	TD
1974	Minnesota	2	31	15.5	16	0
1975	Baltimore	1	0	0.0	0	0
1976	Baltimore	3	61	20.3	23	0
1977	Los Angeles	0	0	0.0	0	0
Totals		6	92	15.3	23	0

Games Played, Started: 1974(14,14), 1975(14,10), 1976(14,14), 1977(10,0).

Williams, John

T

Minnesota, Eleventh Year

Ht: 6-3

Wt: 265

Born: 10-27-45

How Acq: FA '72

PRO: In five seasons as the Rams' starting right tackle, John Williams has started every game and, not coincidentally, the Rams have won five straight NFC West titles. Williams' consistent play and steadying influence on the younger players has helped maintain the pride and outstanding performance of the offensive line. In 1977, the Rams were second in the NFC in rushing(2,575 yards),and second in the NFC in allowing quarterback sacks (25). Such statistics can primarily be attributed to the offensive line. Williams came to the Rams in 1972 as a free agent, but the Rams gave up a first-round choice as compensation to the Baltimore Colts. Williams played behind Harry Schuh in 1972 and took over the starting spot the next season. Drafted No. 1 by the Colts in 1968, Williams spent a year at defensive end, then moved to guard where he was a starter for two years, including the Colts' 1970 Super Bowl championship team.



COLLEGE: At Minnesota Williams was All-Big Ten tackle and he also played fullback and defensive end. Following his senior season he participated in the College All-Star and Coaches All-American games.

PERSONAL: Williams completed work for a D.D.S. at the University of Maryland's dental school during the off-season. Born in Jackson,

Miss., Williams attended Libbey High in Toledo, Ohio. He and wife Colleen have two sons: Jay, 8, and Justin, 6.

Games Played, Started: 1968(14), 1969(13), 1970(14), 1971(14), 1972(14, 0), 1973(14,14), 1974(14,14), 1975(14,14), 1976(14,14), 1977(14,14).

Young, Charle

Ht: 6-4

Wt: 235

TE

Born: 2-5-51

USC, Sixth Year

How Acq: FA '77

PRO: Charle Young joined the Rams late in the 1977 pre-season but the former All-Pro never reached the starting lineup, mainly because Terry Nelson was having his best year ever as a Ram tight end. But while Young's five catches contrasted sharply to his previous four NFL seasons, his confidence and good mental attitude were assets to the club. In 1977, the Rams traded the compensation rights of Ron Jaworski to Philadelphia for the compensation rights of Charle Young. An All-Pro for the Eagles, Young had an NFC-leading 63 catches in 1974 for 696 yards and three TDs. Drafted No. 1 by the Eagles in 1973, Young led all NFL tight ends with 55 catches for 854 yards and six touchdowns. He was Rookie of the Year and also appeared in the Pro Bowl following his first three seasons.



COLLEGE: Charle Young was a consensus All-American on a national champion USC team where he lettered three years in football. He was the top pass-catching tight end in Trojan history and played in the Hula Bowl, Coaches All-American and College All-Star games.

PERSONAL: Born in Fresno, Ca., Charle attended Edison High in that city. He, wife Colleen and son Charles II, 2, reside in Rancho Palos Verdes, Ca. Under special provisions for not having gone through seminary school, Charle became an ordained minister in the off-season. The event was conducted by the Rev. Lawrence Henry at the Christ Community Baptist Church in Philadelphia. Charle also was very active in charity work.

YOUNG'S NFL STATISTICS

Year	Club	Pass Receiving					Rushing				
		No.	Yds.	Avg.	LG	TD	Att.	Yds.	Avg.	LG	TD
1973	Philadelphia	55	854	15.5	80t	6	4	24	6.0	17t	1
1974	Philadelphia	63	696	11.0	29	3	6	38	6.3	14	0
1975	Philadelphia	49	859	13.4	47	3	2	1	0.5	3	0
1976	Philadelphia	30	374	12.5	29	0	1	6	6.0	6	0
1977	Los Angeles	5	35	7.0	17	1	0	0	0.0	0	0
Totals		202	2618	12.9	80t	13	13	69	5.3	17t	1

Games Played, Started: 1973(14,14), 1974(14,14), 1975(14,14), 1976(14,14), 1977(14,0).

Youngblood, Jack
Ht: 6-4 Wt: 242

DE
Born: 1-26-50

Florida, Eighth Year
How Acq: D1b '71

PRO: Whether he's sacking a quarterback or shutting off the running play, Jack Youngblood leaves no doubt in anyone's mind why he's one of pro football's best defensive ends. In 1977, the seven-year veteran from Florida once again made numerous appearances on all-star teams. Named All-Pro by AP and NEA, and All-NFC by UPI and The Sporting News, Youngblood topped the season with a starting spot in the Pro Bowl. It was Youngblood's fifth straight Pro Bowl game and he has justifiably become a perennial All-Pro. Leading the Rams in sacks with eight for 84 yards, Youngblood's most impressive games came back-to-back against AFC opponents Cleveland and Oakland. Recording five tackles and two sacks in each game, Youngblood showed why the Rams had the No. 2 rushing defense in the NFC and allowed the fewest rushing first downs in the NFL. Youngblood's most award-filled season came in 1976 when he was named the NFC's Defensive Player of the Year by the 101 Committee of Kansas City, Ye Old Rams' MVP and the Daniel F. Reeves Memorial Award as the MVP from the Southern California Sports Broadcasters — all for the second year in a row. In addition, he was named All-Pro by AP, NEA, Pro Football Writers Association and Pro Football Weekly, and All-NFC by AP, UPI, Pro Football Weekly and The Sporting News. He was also Ye Old Rams' Outstanding Defensive Lineman in 1974, '75 and '76. In the 1975 playoff win over St. Louis, Youngblood had one of his finest days, sacking the Cardinal quarterback once, forcing a fumble, blocking an extra point try and returning a pass interception 47 yards for a touchdown. An understudy to Deacon Jones as a rookie after being drafted on the first round in 1971, Youngblood shared the left end position with Fred Dryer the following season before Dryer moved to his familiar right end spot in 1973. Youngblood then began to blossom, making second team on several All-Pro and All-NFC squads.



Games Played, Started: 1971(14,3), 1972(14,7), 1973(14,14), 1974(14,14), 1975(14,14), 1976(14,14), 1977(14,14).

COLLEGE: Each year was better than the preceding one in the college career of Youngblood, who won first team All-American honors as a senior at Florida from the Sporting News and the Football Writers Association. He was named second team by AP, and he participated in the College All-Star and Senior Bowl games. He was also named the Most Valuable Defensive Lineman in the Southeast Conference in 1970.

PERSONAL: Youngblood, the Rams' player representative to the NFLPA, was born in Jacksonville, Fla., and went to Jefferson County High in Montecello, Fla. In the off-season he and wife Diane live in

Westminster, Ca., and Jack works for BankAmericard in a public relations capacity. He also owns and operates the South Coast Club in Huntington Beach, Ca.

Youngblood, Jim **LB** **Tennessee Tech, Sixth Year**
Ht: 6-3 **Wt: 239** **Born 2-23-50** **How Acq: D2c '73**



PRO: Versatility and determination were earmarks of the 1977 season for Jim Youngblood (not related to Jack). Through the first half of the season Youngblood had a knack for getting his hands on the football, but not being able to hold onto it. Against Tampa Bay, however, Youngblood smoothly stepped in front of a receiver in the flat, made the interception in stride and ran untouched 25 yards for a touchdown. Youngblood's first of two interceptions in 1977 was also the Rams' only return for a touchdown last season. His versatility was again exhibited by his move from middle linebacker to outside linebacker after eight games allowing for the return of Jack Reynolds to the starting lineup. Youngblood went on to lead the club in tackles (65) and also notched two quarterback sacks. Youngblood went from Reynold's back-up in the middle of the starting outside linebacker after three weeks of the 1976 season because of a knee injury to Rick Kay. The Rams' second-round draft pick in 1973 made two interceptions, including a key 26-yard return in a narrow 20-17 victory over Detroit that year. Primarily a special teams member his first three seasons, Youngblood has developed into a team player who adapts well at any position.

COLLEGE: Youngblood was named Little All-American by the Football Coaches Association and AP as well as the Ohio Valley Conference's Defensive Player of the Year in both 1971 and 1972. Following his senior season he played in the Hula Bowl and College All-Star games.

PERSONAL: Youngblood, who attended high school at Jonesville, S.C., was born in Union, S.C. During the off-season he is employed by Unique Patios of Santa Ana as both a salesman and public relations representative. He and wife, Mary, and daughter, Tara, 7, and Marcia, 4, live at Fountain Valley, Ca.

JIM YOUNGBLOOD'S RAM STATISTICS

Year	Pass Interceptions				
	No.	Yds.	Avg.	LG	TD
1973	1	15	15.0	15	0
1974	0	0	0.0	0	0
1975	0	0	0.0	0	0
1976	2	28	14.0	26	0
1977	2	27	13.5	25t	1
Totals	5	70	14.0	26	1

Games Played, Started: 1973(14,0), 1974(14,0), 1975(14,0), 1976(14,11), 1977(14,14).

Ram Draftees

Anderson, Andre DE New Mexico State NFL Exp: R
Ht: 6-5 **Wt: 259** **Born: 12-6-55** **How Acq: D9**

Birthplace: Garland, Tex. **Residence:** Dallas, Tex. As a junior, Anderson was All-Missouri Valley Conference and last season he was an AP honorable mention All-American. He completed his senior year by participating in the East-West Shrine and Senior Bowl games. Ram scouts clocked him in 4.9 for the 40. Anderson attended South Oak Cliff High in Dallas.

Caudill, Barry C Southern Mississippi NFL Exp: 1
Ht: 6-3 **Wt: 228** **Born: 9-21-54** **How Acq: D12 (77)**

Birthplace: Jackson, Miss. **Residence:** Brandon, Miss. Drafted by the Rams a year ago, Caudill is back for a second look after leaving camp in '77. Caudill was a football and basketball star at Brandon Academy before entering Southern Mississippi.

Coppens, Gus T UCLA NFL Exp: R
Ht: 6-5 **Wt: 270** **Born: 2-7-55** **How Acq: D12**

Birthplace: Lynwood, Ca. **Residence:** Valinda, Ca. A three-year starter for the Bruins, Coppens won his share of collegiate honors. As a junior he was second team All-Coast by UPI and second team All-Pac Eight. Last year he was first team All-Pac Eight and honorable mention All-American by AP. He is from Sunny Hills (Fullerton, Ca.) High.

Corral, Frank P-K UCLA NFL Exp: R
Ht: 6-2 **Wt: 213** **Born: 6-16-55** **How Acq: D3a**

Birthplace: Chihuahua, Mexico. **Residence:** Riverside, Ca. In two years at UCLA, Corral averaged 41.3 on 71 punts. However, he missed much of his senior season because of a broken jaw. As a junior he booted 44 times for a 44.1 average. His place kicking figures were 69 of 74 PATs and 18 of 37 field goals, including a school record 55 yarder for 123 career points. He led the nation in punting (JC) two years at Riverside City College (44.0 and 45.7) and was second team All-Coast by UPI as a junior at UCLA, along with first team All-Pac Eight punter and second team All-Pac Eight kicker. He attended Norte Vista High in Riverside.

[Continued on page 76]

1978 Rams

No.	Name	Pos.	Ht.	Wt.	NFL Exp.	Birthdate
90	Brooks, Larry	DT	6-3	255	7	6/10/50
16	Brown, Carlos	QB	6-2	208	3	7/31/52
59	Bruzdzinski, Bob	LB	6-4	230	2	1/ 1/55
32	Bryant, Cullen	FB-KR	6-1	235	6	5/20/51
22	Cappelletti, John	FB	6-1	217	5	8/ 9/52
44	Collins, Sonny	RB	6-1	196	2	1/17/53
70	Cowlings, Al	DE-DT	6-5	245	8	6/16/47
21	Cromwell, Nolan	S	6-1	196	2	1/30/55
89	Dryer, Fred	DE	6-6	240	10	7/ 6/46
55	Ekern, Carl	LB	6-3	220	3	5/27/54
42	Elmendorf, Dave	S	6-1	195	8	6/20/49
79	Fanning, Mike	DT	6-6	260	4	2/ 2/53
15	Ferragamo, Vince	QB	6-3	108	2	4/24/54
77	France, Doug	T	6-5	272	4	4/26/58
18	Gabriel, Roman	QB	6-4	208	17	8/ 5/40
11	Haden, Pat	QB	5-11	182	3	1/23/53
60	Harrah, Dennis	G	6-5	257	4	3/ 9/53
63	Horton, Greg	G	6-4	245	3	1/ 7/51
29	Jackson, Harold	WR	5-10	175	11	1/ 7/51
28	Jackson, Monte	CB	5-11	189	4	7/14/53
81	Jessie, Ron	WR	6-0	185	8	2/ 4/48
43	Jodat, Jim	FB	5-11	210	2	3/ 3/54
88	Johns, Freeman	WR	6-1	175	2	12/20/53
76	Jones, Cody	DT-DE	6-5	240	5	5/ 3/51
84	Joyce, Terry	P-TE	6-6	230	3	7/18/54
65	Mack, Tom	G	6-3	250	13	11/ 1/43
30	McCutcheon, Lawrence	RB	6-1	205	6	6/ 2/50
50	McLain, Kevin	LB	6-2	227	3	9/15/54
82	Miller, Willie	WR	5-9	172	3	4/26/47
83	Nelson, Terry	TE	6-2	230	5	5/20/51
51	Nuzum, Rick	C	6-4	238	2	6/30/52
49	Perry, Rod	CB	5-9	170	4	9/11/53
39	Phillips, Rod	FB	6-0	220	4	12/23/52
64	Reynolds, Jack	LB	6-1	232	9	11/22/47
58	Robertson, Isaiah	LB	6-3	225	8	8/17/49
54	Ryczek, Dan	C	6-3	250	6	8/24/49
61	Saul, Rich	C	6-3	250	9	2/ 5/48
87	Scales, Dwight	WR-KR	6-2	170	3	5/30/53
1	Septien, Rafael	K	5-9	171	2	12/12/53
48	Simpson, Bill	S	6-1	180	5	12/ 5/51
78	Slater, Jackie	G-T	6-4	270	3	5/27/54
27	Thomas, Pat	CB	5-9	180	3	9/ 1/54
26	Tyler, Wendell	RB-KR	5-10	188	2	5/20/55
80	Waddy, Billy	WR-KR	5-11	185	2	2/19/54
19	Walker, Glen	P-K	6-1	210	2	1/16/52
20	Wallace, Jackie	S-CB	6-3	198	5	3/13/51
75	Williams, John	T	6-3	265	11	10/27/45
86	Young, Charle	TE	6-4	235	6	2/ 5/51
85	Youngblood, Jack	DE	6-4	242	8	1/26/50
53	Youngblood, Jim	LB	6-3	239	6	2/23/50

*Collins last active with Atlanta in '76; Joyce played 4 games with St. Louis; Miller active with Green Bay in '76; Gabriel played 13 games with Philadelphia and Ryc

Veteran Roster

Birthplace	College	Residence	Games In '77
Philadelphia, Pa.	Va. State-Petersburg	Fountain Valley, Ca.	14
Riverdale, Ca.	UOP	Los Angeles, Ca.	0*
Fremont, Ohio	Ohio State	Long Beach, Ca.	14
Fort Sill, Okla.	Colorado	Lafayette, Col.	14
Philadelphia, Pa.	Penn State	Westminster, Ca.	14
Madisonville, Ky.	Kentucky	Baldwin Hills, Ca.	0*
San Francisco, Ca.	Southern California	Los Angeles, Ca.	14
Smith Center, Kan.	Kansas	Overland Park, Kan.	14
Hawthorne, Ca.	San Diego State	Long Beach, Ca.	14
Richland, Wash.	San Jose State	Long Beach, Ca.	14
San Antonio, Tex.	Texas A&M	Huntington Beach, Ca.	14
Mt. Clemens, Mich.	Notre Dame	Long Beach, Ca.	14
Torrance, Ca.	Nebraska	Omaha, Neb.	3
Dayton, Ohio	Ohio State	Westminster, Ca.	13
Wilmington, N.C.	North Carolina St.	Palm Springs, Ca.	13*
Westbury, N.Y.	Southern California	Newport Beach, Ca.	12
Charleston, W. Va.	Miami (Fla.)	Long Beach, Ca.	8
San Bernardino, Ca.	Colorado	Redlands, Ca.	14
Hattisburg, Miss.	Jackson State	Los Angeles, Ca.	14
Sherman, Tex.	San Diego State	Huntington Beach, Ca.	14
Yuma, Ariz.	Kansas	Huntington Beach, Ca.	3
Miwaukee, Wis.	Carthage	Huntington Beach, Ca.	14
Waco, Tex.	Southern Methodist	Milwaukee, Wis.	5
San Francisco, Ca.	San Jose State	Huntington Beach, Ca.	14
Kirksville, Mo.	Missouri Southern St.	Edina, Mo.	4*
Cleveland, Ohio	Michigan	San Marino, Ca.	14
Plainview, Tex.	Colorado State	Los Angeles, Ca.	14
Tulsa, Okla.	Colorado State	Huntington Beach, Ca.	8
Birmingham, Ala	Colorado State	Fort Collins, Col.	0*
Arkadelphia, Ark.	Arkansas AM&N	Arkadelphia, Ark.	14
Parkersburg, W. Va.	Kentucky	Huntington Beach, Ca.	14
Fresno, Ca.	Colorado	Fresno, Ca.	5
Mendenhall, Miss.	Jackson State	Huntington Beach, Ca.	14
Cincinnati, Ohio	Tennessee	Huntington Beach, Ca.	9
New Orleans, La.	Southern U	Fountain Valley, Ca.	14
Mentor, Ohio	Virginia	Clifton, Va.	13*
Butler, Pa.	Michigan State	Westminster, Ca.	14
Little Rock, Ark.	Grambling	Huntsville, Ala.	12
Mexico City, Mex.	Southwest Louisiana	Long Beach, Ca.	14
Detroit, Mich.	Michigan State	Garden Grove, Ca.	14
Jackson, Miss.	Jackson State	Long Beach, Ca.	14
Plano, Tex.	Texas A&M	Plano, Tex.	14
Shreveport, La.	UCLA	Gardena, Ca.	14
Wharton, Tex.	Colorado	Boulder, Col.	14
Torrance, Ca.	Southern California	Gardena, Ca.	14
New Orleans, La.	Arizona	Brea, Ca.	10
Jackson, Miss.	Minnesota	Huntington Beach, Ca.	14
Fresno, Ca.	Southern California	Rancho Palos Verdes, Ca.	14
Jacksonville, Fla.	Florida	Westminster, Ca.	14
Union, S.C.	Tennessee Tech	Fountain Valley, Ca.	14

missed entire '77 season due to injury, Brown last
 sek played 13 games with Tampa Bay in '77.

1978 Los Angeles Rams R

No.	Name	Pos.	Ht.	Wt.	Birthdate
67	Anderson, Andre	DE	6-5	259	12/ 6/55
41	Caldwell, Alan	S	6-0	176	5/22/56
*43	Carter, Milton	S	5-9	175	12/ 9/55
95	Catoe, Eddie	DT	6-4	245	1/ 3/56
*57	Caudill, Barry(1)	C	6-3	228	9/21/54
10	Childers, Mike(1)	P-S	6-0	200	5/ 4/51
*47	Coleman, Roger	CB	5-11	180	1/14/56
*71	Conrad, Dave(1)	T	6-3	255	10/27/53
73	Coppens, Gus	T	6-5	270	2/ 7/55
3	Corral, Frank	P-K	6-2	213	6/16/55
*36	Dennard, Preston	WR	6-1	185	11/28/55
*71	Doss, Reggie	DE	6-4	256	12/ 7/56
24	Farmer, Teddy	RB	5-11	175	9/ 8/53
96	Fields, Bob	LB	6-3	225	6/21/55
*57	Fralick, Lance	LB	6-2	225	5/28/52
68	Fulton, Ed(1)	G	6-3	250	1/27/55
23	Hallon, Greg	CB	6-3	210	6/16/55
66	Hickman, Donnie(1)	G	6-2	261	6/11/55
*52	Hostetler, Ron	LB	6-2	220	5/ 3/55
35	Husband, Greg	CB	6-0	180	8/25/54
72	Johnson, Stan	DT	6-4	275	6/18/55
91	Jolla, Ray	TE	6-3	225	12/14/51
33	Leak, Curtis(1)	WR	5-11	178	12/16/53
9	Lee, Danny(1)	P	6-2	200	9/ 3/53
13	Manges, Mark	QB	6-2	210	1/10/56
31	Martin, Pat	CB	5-9	183	11/25/55
*38	Moreau, Bobby	S	6-1	210	5/10/56
94	Morton, Dave	LB	6-3	240	5/13/55
*26	O'Steen, Dwayne	CB	6-2	185	12/20/54
34	Peacock, Elvis	FB	6-1	220	11/ 7/56
74	Peal, Charles	T	6-4	264	2/ 3/56
92	Pederson, Don	TE	6-4	230	1/ 5/55
*47	Phillips, Arthur	RB	6-0	195	5/ 2/55
*38	Robinson, Mike(1)	WR	6-1	190	3/18/54
25	Royall, Curtis(1)	CB	6-0	190	12/ 2/52
*37	Schmidt, Pat	S	6-0	180	7/15/56
*36	Sharp, Skip(1)	S	6-0	180	9/17/55
*37	Simmons, Elmo(1)	FB	6-0	195	12/ 4/54
*52	Smith, Doug	C	6-3	250	11/25/56
46	Smith, Ron	WR	6-0	190	11/20/56
93	Tennigkeit, Tim(1)	DE	6-5	240	3/20/55
56	White, Leon	C	6-3	261	5/14/55
62	Williams, Jeff(1)	T	6-4	256	4/15/55

(1) Indicates a player who has been in an NFL camp previously.

* Indicates a duplicate number.

ookie & First-Year Roster

Birthplace	College	Residence	How Acq.
Garland, Tex.	New Mexico State	Dallas, Tex.	D9
Winston-Salem, N.C.	North Carolina	Winstom-Salem, N.C.	FA
Beaufort, S.C.	Cal State Fullerton	Fullerton, Ca.	FA
Dayton, Ohio	USC	Los Angeles, Ca.	FA
Jackson, Miss.	Southern Mississippi	Brandon, Miss.	D12(77)
Brawley, Ca.	Utah State	El Centro, Ca.	FA
Los Angeles, Ca.	No College	Los Angeles, Ca.	FA
St. Louis, Mo.	Maryland	Cherry Hill, N.J.	FA
Lynwood, Ca.	UCLA	Valinda, Ca.	D12
Chihuahua, Mex.	UCLA	Riverside, Ca.	D3a
Cordele, Ga.	New Mexico	Phoenix, Ariz.	FA
Mobile, Ala.	Hampton Institute	San Antonio, Tex.	D7
St. Louis, Mo.	Oregon	La Puente, Ca.	FA
Miles City, Mont.	St. Mary's	Ventura, Ca.	FA
Whittier, Ca.	Cal State Fullerton	Hacienda Heights, Ca.	FA
Abington, Pa.	Maryland	Seal Beach, Ca.	D3a(77)
Chicago, Ill.	Westminster	Altadena, Ca.	FA
Flagstaff, Ariz.	USC	Los Angeles, Ca.	D5a(77)
Lancaster, Pa.	Penn State	Berlin, Pa.	D11
New Orleans, La.	Tennessee State	New Orleans, La.	FA
Sandusky, Ohio	Tennessee State	Sandusky, Ohio	D2a
Vallejo, Ca.	Cal State L.A.	Los Angeles, Ca.	FA
Charlotte, N.C.	Johnson C. Smith	Charlotte, N.D.	FA
Minden, La.	N.E. Louisiana	Minden, La.	FA
Cumberland, Md.	Maryland	Cumberland, Md.	D4
Dallas, Tex.	Arkansas	Fayetteville, Ark.	Fa
Rock Springs, Wyo.	LSU	New Orleans, La.	FA
Fresno, Ca.	UCLA	Los Angeles, Ca.	FA
Los Angeles, Ca.	San Jose State	Los Angeles, Ca.	FA
Miami, Fla.	Oklahoma	Miami, Fla.	D1
Springfield, Ohio	Indiana	Springfield, Ohio	D10
Los Banos, Ca.	UCLA	Los Angeles, Ca.	FA
Mendenhall, Miss.	Jackson State	Mendenhall, Miss.	FA
Fresno, Ca.	USC	Compton, Ca.	FA
Athens, Tex.	USIU	San Diego, Ca.	FA
Wichita, Kan.	UCLA	Torrance, Ca.	FA
Kansas City, Kan.	Kansas	Kansas City, Kan.	FA
Lancaster, Tex.	Texas-Arlington	Dallas, Tex.	FA
Columbus, Ohio	Bowling Green	Columbus, Ohio	FA
Lakeland, Fla.	San Diego State	Anaheim, Ca.	D2b
Long Beach, Ca.	UCLA	Palms, Ca.	FA
Los Angeles, Ca.	Colorado	Bell, Ca.	D3b
Gloucester, Mass.	Rhode Island	Gloucester, Mass.	D5b(77)

[Continued from page 71]

Doss, Reggie DE Hampton Institute NFL Exp: R
Ht: 6-4 Wt: 256 Born: 12-7-56 How Acq: D7

Birthplace: Mobile, Ala. **Residence:** San Antonio, Tex. Doss was NAIA honorable mention All-American and MVP on the Hampton team his senior year. During his collegiate career he played tight end, linebacker and defensive tackle. He attended Sam Houston High in San Antonio.

Fulton, Ed G Maryland NFL Exp: 1
Ht: 6-3 Wt: 250 Born: 1-27-55 How Acq: D3a (77)

Birthplace: Abington, Pa. **Residence:** Seal Beach, Ca. A hamstring ailment kept Fulton on the Rams' injured reserve squad last year after the club had drafted him high in '77. He is a four-year letterman at Maryland who capped his senior season by being named All-Atlantic Coast Conference and honorable mention All-American by AP.

Hickman, Donnie G USC NFL Exp: 1
Ht: 6-2 Wt: 261 Born: 6-11-55 How Acq: D5a (77)

Birthplace: Flagstaff, Ariz. **Residence:** Los Angeles, Ca. Prior to spending last season on the Rams' injured reserve list, Hickman was a two-year starter and three-year letterman for the Trojans who was named second team All-American by both UPI and NEA his senior year as he helped USC to a Rose Bowl victory.

Hostetler, Ron LB Penn State NFL Exp: R
Ht: 6-2 Wt: 220 Born: 5-3-55 How Acq: D11

Birthplace: Lancaster, Pa. **Residence:** Berlin, Pa. Named All-East by both AP and UPI, Hostetler is another in the fine tradition of Penn State linebackers. A versatile athlete, Hostetler was a quarterback and linebacker at Conemaugh High and a "monster man" at Penn State.

Johnson, Stan DT Tennessee State NFL Exp: R
Ht: 6-4 Wt: 275 Born: 6-18-55 How Acq: D2a

Birthplace: Sandusky, Ohio. **Residence:** Sandusky, Ohio. John impressed Rams scouts with his performances in East-West Shrine and Senior Bowl games following a senior season in which he was his school's defensive player of the year. He was also used as kickoff man.

Manges, Mark QB Maryland NFL Exp: R
Ht: 6-2 Wt: 210 Born: 1-10-56 How Acq: D4

Birthplace: Cumberland, Md. **Residence:** Cumberland, Md. Rams scout call Manges "a Steve Grogan-type." In addition to passing for 2,147 yards with 115 completions in 287 attempts and 15 touchdowns at Maryland, Manges was a hard-running quarterback who gained 815 yards on the ground. As a junior he was first team All-ACC, NEA second team All-American and honorable mention by AP and UPI his junior year. Last season he missed half the year with a hand injury.

Peacock, Elvs **RB** **Oklahoma** **NFL Exp: R**
Ht: 6-1 **Wt: 220** **Born: 11-7-56** **How Acq: D1**

Birthplace: Miami, Fla. **Residence:** Miami, Fla. In four years of performing in the Oklahoma wishbone offense, Peacock averaged 6.2 yards per carry with 2,093 yards on 337 trips and 29 touchdowns. He was the 20th player picked in the 1978 draft. With a clocking of 4.4 in the 40, Peacock was used little as a punt and kickoff return specialist, but this might be a spot for him with the Rams. He was honorable mention All-American by AP following his senior year and gained 117 yards in a losing effort in the Orange Bowl.

Peal, Charles **T** **Indiana** **NFL Exp: R**
Ht: 6-4 **Wt: 264** **Born: 2-3-56** **How Acq: D10**

Birthplace, Springfield, Ohio. **Residence:** Springfield, Ohio. Named first team All-Big Ten by UPI, Peal was second team All-American JC in Garden City (Kan.) before transferring to Indiana. Rams scouts liked his performance in the Challenge Bowl following his senior year.

Smith, Ron **WR** **San Diego State** **NFL Exp: R**
Ht: 6-0 **Wt: 190** **Born: 11-20-56** **How Acq: D2b**

Birthplace: Lakeland, Fla. **Residence:** Anaheim, Ca. Smith attended Kathleen High in Lakeland, Fla., then went to Fullerton JC before transferring to San Diego State where he earned honorable mention All-American and caught 71 passes for 971 yards and 15 touchdowns in his two seasons there.

White, Leon **C** **Colorado** **NFL Exp: R**
Ht: 6-3 **Wt: 261** **Born: 5-14-55** **How Acq: D3b**

Birthplace: Los Angeles, Ca. **Residence:** Bell, Ca. White had a fine senior year, winning All-Big Eight honors from UPI. However, he suffered a knee injury last March that will probably keep him out at least half the season. He attended Bell (Ca.) High and played in the Hula Bowl following his senior year.

Williams, Jeff **T** **Rhode Island** **NFL Exp: 1**
Ht: 6-4 **Wt: 256** **Born: 4-15-55** **How Acq: D5b (77)**

Birthplace: Gloucester, Mass. **Residence:** Gloucester, Mass. At Rhode Island Williams was All-East and All-New England following his senior year. He lettered four seasons, at tight end and at tackle his last three years. Last season he played in one league game before a knee injury forced him out for the year.

Ram Draft

1978 Choices

1. Elvis Peacock, RB, Oklahoma
(from Cleveland through Chicago)
(Choice to Cleveland)
2. Stan Johnson, DT, Tennessee St.
(from Washington)
Ron Smith, WR, San Diego State
3. Frank Corral, K-P, UCLA
(from Washington)
Leon White, C, Colorado
4. Mark Manges, QB, Maryland
5. (Choice to San Diego)
6. (Choice to Tampa Bay)
7. Reggie Doss, DE, Hampton
Institute
8. (Choice to Washington)
9. Andre Anderson, DE, New Mexico
State
10. Charles Peal, T, Indiana
11. Ron Hostetler, LB, Penn State
12. Gus Coppens, T, UCLA


Previous First Choices

- 1946—Emil Sitko, HB, Notre Dame
1947—Herman Wedemeyer, HB, St. Mary's
1948—(Choice to Detroit)
1949—Bobby Thomason, QB, V.M.I.
1950—Ralph Pasquaeriello, FB, Villanova
(from Chicago Cardinals)
Stan West, G, Oklahoma
1951—Bud McFadin, T, Texas
1952—Bill Wade, QB, Vanderbilt.
(Bonus Choice)
Bob Carey, E, Michigan State
1953—Donn Moomaw, LB, UCLA
(from Eagles)
Ed Baker, E, Washington State

- 1954—Ed Beatty, C, Mississippi
1955—Larry Morris, LB, Georgia Tech
1956—Joe Marconi, FB, West Virginia
(from New York)
Charlie Horton, HB, Vanderbilt
1957—Jon Arnet, HB, USC
Del Shofner, HB, Baylor
(from New York)
1958—Lou Michaels, LB, Kentucky
(from Washington)
Jim Phillips, E, Auburn
1959—Paul Dickson, G, Baylor
Dick Bass, FB, COP (future)
(from Philadelphia)
1960—Billy Cannon, HB, LSU
1961—Marlin McKeever, LB, USC
1962—Roman Gabriel, QB, N. Carolina St.
(from Minnesota through New York)
Merlin Olsen, DT, Utah State
1963—Terry Baker, QB, Oregon State
Rufus Guthrie, G, Georgia Tech
(from Chicago)
1964—Bill Munson, QB, Utah State
1965—Clarence Williams, HB, Washington St.
1966—Tom Mack, G, Michigan
1967—(Choice to Minnesota)
1968—(Choice to Detroit)
1969—Larry Smith, RB, Florida
(from Detroit)
Jim Seymour, E, Notre Dame
(from Washington)
Bob Klein, TE, USC
1970—Jack Reynolds, LB, Tennessee
1971—Isiah Robertson, LB, Southern
(from Washington)
Jack Youngblood, DE, Florida
1972—(Choice to New York Giants through
New England)
1973—(Choice to New England)
1974—John Cappelletti, RB, Penn State
(Choice from Philadelphia)
(Choice to Chicago through
Washington)
1975—Mike Fanning, DT, Notre Dame
(Choice from Green Bay)
Dennis Harrah, G, Miami (Fla.)
(Choice from Philadelphia)
Doug France, T, Ohio State
1976—Kevin McLain, LB, Colorado State
1977—Bob Brudzinski, LB, Ohio State

Sign up for Ralphs Number One Club.

Don't fumble the ball. Join the thousands of smart shoppers who've joined the Ralphs Number One Club. You can enjoy a super line-up of benefits. Including special offers, discounts on entertainment, recreation and more. Plus, Ralphs Number One Club members receive check cashing privileges at all Ralphs stores! It's easy to join. Just ask your Ralphs store manager for details. Ralphs Number One Club...It's free, it's fun. It's another first from Number One. Touchdown!



©1978 Ralphs Grocery Co.

1978 Opponents

Aug. 5, NEW ENGLAND PATRIOTS: Head Coach—Chuck Fairbanks. Public Relations—Pat Horne. Home Field—Schaefer Stadium, AstroTurf (61,279). 1977 Record—9-5. Office Telephone—(617) 543-7911.

Aug. 12, SAN DIEGO CHARGERS: Head Coach—Tommy Prothro. Public Relations—Rick Smith. Home Field—San Diego Stadium, Grass (52,568). 1977 Record—7-7. Office Telephone—(714) 280-2111.

Aug. 17, SEATTLE SEAHAWKS: Head Coach—Jack Patera. Public Relations—Don Andersen, Gary Wright. Home Field—Kingdome, AstroTurf (64,752). 1977 Record—5-9. Office Telephone—(206) 827-9777.

Aug. 26, OAKLAND RAIDERS: Head Coach—John Madden. Public Relations—Al LoCasale, Executive Assistant. Home Field—Oakland-Alameda County Coliseum, Grass (54,615). 1977 Record—11-3. Office Telephone—(415) 562-5900.

Sept. 3, PHILADELPHIA EAGLES: Head Coach—Dick Vermeil. Public Relations—Jim Gallagher, Chick McElrone. Home Field—Philadelphia Veterans Stadium, AstroTurf (66,052). 1977 Record—5-9. Office Telephone—(215) 463-2500.

Sept. 10 & Oct. 30, ATLANTA FALCONS: Head Coach—Leeman Bennett. Public Relations—Charlie Dayton. Home Field—Atlanta-Fulton County Stadium, Grass (60,489). 1977 Record—7-7. Office Telephone—(404) 588-1111.

Sept. 17, DALLAS COWBOYS: Head Coach—Tom Landry. Public Relations—Doug Todd, George Heddleston. Home Field—Texas Stadium, Tartan Turf (65,101). 1977 Record—12-2. Office Telephone—(214) 369-8000.

Sept. 24, HOUSTON OILERS: Head Coach—O.A. (Bum) Phillips. Public Relations—Jack Cherry. Home Field—Astrodome, AstroTurf (50,000). 1977 record—8-6. Office Telephone—(713) 797-9111.

Oct. 1 & Oct. 22, NEW ORLEANS SAINTS: Head Coach—Dick Nolan. Public Relations—Jerry Wynn, Greg Suit. Home Field—Louisiana Superdome, AstroTurf (71,330). 1977 Record—3-11. Office Telephone—(504) 524-1421.

Oct. 8 & Nov. 19, SAN FRANCISCO 49ERS: Head Coach—Pete McCulley. Public Relations—Dave Frei. Home Field—Candlestick Park, AstroTurf (61,246). 1977 Record—5-9. Office Telephone—(415) 468-1149.

Oct. 15, MINNESOTA VIKINGS: Head Coach—Bud Grant. Public Relations—Merrill Swanson, Jeff Diamond. Home Field—Metropolitan Stadium, Grass (48,446). 1977 Record—9-5. Office Telephone—(612) 920-4805.

Nov. 5, TAMPA BAY BUCCANEERS: Head Coach—John McKay. Public Relations—Bob Best, Rick Odioso. Home Field—Tampa Stadium, Grass (71,600). 1977 Record—2-12. Office Telephone—(813) 870-2700.

Nov. 12, PITTSBURGH STEELERS: Head Coach—Chuck Noll. Public Relations—Joe Gordon, Ed Kiely. Home Field—Three Rivers Stadium, Tartan Turf (50,350). 1977 Record—9-5. Office Telephone—(412) 323-1200.

Nov. 26, CLEVELAND BROWNS: Head Coach—Sam Rutigliano. Public Relations—Nate Wallack, Denny Lunch. Home Field—Cleveland Stadium, Grass (79,891). 1977 Record—6-8. Office Telephone—(216) 696-5555.

Dec. 3, NEW YORK GIANTS: Head Coach—John McVay. Public Relations—Ed Croke. Home Field—Giants Stadium, AstroTurf (76,500). 1977 Record—5-9. Office Telephone—(201) 935-8111.

Dec. 11, CINCINNATI BENGALS: Head Coach—Bill Johnson. Public Relations—Al Helm. Home Field—Riverfront Stadium, AstroTurf (56,200). 1977 Record—8-6. Office Telephone—(513) 621-3550.

Dec. 17, GREEN BAY PACKERS: Head Coach—Bart Starr. Public Relations—Chuck Lane, Lee Rempel. Home Field—Milwaukee County Stadium, Grass (55,896) and Lambeau Field, Grass (56,267). 1977 Record—4-10. Office Telephone—(414) 494-2351.

Ram Hotels in '78

Home Games	Beverly Hilton	(213) 274-7777
Seattle	Sea Tac Red Lion Inn	(206) 246-8600
Oakland	Berkeley Marriott Inn	(415) 548-7920
Philadelphia	Marriott (City Line)	(215) 667-0200
Houston	Stouffer's Greenway Plaza	(713) 629-1200
New Orleans	Marriott	(504) 581-1000
Minnesota	Radisson South	(612) 835-7800
Atlanta	Marriott	(404) 659-6500
San Francisco	Burlingame Hyatt House	(415) 324-7741
Cleveland	Marriott	(216) 252-5333
New York	Sheraton (Hasbrouck Hts.)	(201) 288-6100

1977 Individual Statistics

Rushing

	Att.	Yds.	Avg.	LG	TD
McCutcheon	294	1238	4.2	48	7
Cappelletti	178	598	3.4	15	5
Tyler	61	317	5.2	44t	3
Phillips	37	183	4.9	25	1
Haden	29	106	3.7	23	2
Bryant	6	42	7.0	24	0
Waddy	2	34	17.0	30	0
Nelson	3	31	10.3	18	0
Jodat	5	15	3.0	5	1
H. Jackson	1	6	6.0	6	0
Namath	4	5	1.3	7	0
Ferragamo	1	0	0.0	0	0
RAMS TOTAL	621	2575	4.1	48	19
Opp. Total	462	1698	3.7	51	7

Passing

	Att.	Comp	Yds.	Pct.	Avg./Att.	TD	Pct. TD	Int.	Pct. Int.	LG	Ring.
Haden	216	122	1551	56.5	7.18	11	5.1	6	2.8	58	84.4
Namath	107	50	606	46.7	5.66	3	2.8	5	4.7	42	54.3
Ferragamo	15	9	83	60.0	5.53	2	13.3	0	0.0	17	114.7
Walker	1	1	13	100.0	13.0	0	0.0	0	0.0	13	
RAMS TOTAL	339	182	2253	53.7	5.54	16	4.7	11	3.2	58	
Opp. Total	370	180	2236	48.6	4.62	11	3.2	25	7.2	73	

Receiving

	No.	Yds.	Avg.	LG	TD
H. Jackson	48	666	13.9	58	6
Nelson	31	401	12.9	46	3
Cappelletti	28	228	8.1	25t	1
McCutcheon	25	274	11.0	30	2
Waddy	23	355	15.4	42	1
Jessie	9	139	15.4	21	0
Scales	5	104	20.8	32	1
Young	5	35	7.0	17	1
Bryant	4	28	7.0	14	0
Wallace	1	13	13.0	13	0
Phillips	1	5	5.0	5	0
Tyler	1	3	3.0	3	0
Jodat	1	2	2.0	2t	1
RAMS TOTAL	182	2253	12.4	58	16
Opp. Total	180	2236	12.4	73t	11

Punting

	No.	Yds.	Avg.	TB	In 20	LG
Walker	73	2568	35.2	8	11	56
RAMS TOTAL	73	2568	35.2	8	11	56
Opp. Total	88	3440	39.1	8	15	68

Scoring	TDR	TDP	TDRt	PAT	FG	TP
Septien	0	0	0	32-35	18-30	86
McCutcheon	7	2	0	0	0	54
Cappelletti	5	1	0	0	0	36
H. Jackson	0	6	0	0	0	36
Tyler	3	0	0	0	0	18
Nelson	0	3	0	0	0	18
Haden	2	0	0	0	0	12
Jodat	1	1	0	0	0	12
Phillips	1	0	0	0	0	6
Scales	0	1	0	0	0	6
Young	0	1	0	0	0	6
Jim Youngblood	0	0	1	0	0	6
Waddy	0	1	0	0	0	6
Bad Snap	0	0	0	0-1	0	0
RAMS TOTAL	19	16	1	32-36	18-30	302
Opp. Total	7	11	0	17-18	7-18	146

Interceptions	No.	Yds.	Avg.	LG	TD
Simpson	6	157	26.2	42	0
Thomas	5	97	19.4	30	0
M. Jackson	5	73	14.6	33	0
Eimendorf	2	51	25.5	27	0
Jim Youngblood	2	27	13.5	25t	1
Brudzinski	2	24	12.0	23	0
Wallace	1	23	23.0	23	0
Robertson	1	20	20.0	20	0
Perry	1	0	0.0	0	0
RAMS TOTAL	25	472	18.8	42	1
Opp. Total	11	136	12.4	43	0

Punt Returns	No.	FC	Yds.	Avg.	LG	TD
Bryant	20	1	141	7.1	26	0
Waddy	31	5	219	7.1	48	0
RAMS TOTAL	51	6	360	7.1	48	0
Opp. Total	29	15	116	4.0	12	0

Kickoff Returns	No.	Yds.	Avg.	LG	TD
Tyler	24	523	21.8	27	0
Jodat	5	129	25.8	38	0
Bryant	2	35	17.5	26	0
Phillips	1	10	10.0	10	0
Ekern	1	8	8.0	8	0
RAMS TOTAL	33	705	21.4	38	0
Opp. Total	53	1156	21.8	36	0

Field Goals	1-19	20-29	30-39	40-49	50 +	Total
Septien	1-1	10-11	5-6	2-10	0-2	18-30
Opp. Total	0-0	1-2	4-7	2-8	0-1	7-18

1977 Team Statistics

FOURTEEN SEASON GAMES

	RAMS	OPP
TOTAL FIRST DOWNS	270	203
Rushing	139	90
Passing	112	94
Penalty	19	19
Third Down; Made/Att.	100/228	59/201
Third Down Efficiency	43.9	29.4
TOTAL NET YARDS	4591	3575
Avg. Per Game	327.9	255.4
Total Plays	985	868
Avg. Per Play	4.7	4.1
NET YARDS RUSHING	2575	1698
Avg. Per Game	183.9	121.3
Total Rushes	621	462
Avg. Per Rush	4.1	3.7
NET YARDS PASSING	2016	1877
Avg. Per Game	144.0	134.1
Tackled/Yards Lost	25/237	36/359
Gross Yards	2253	2236
Attempts/Completions	339/182	370/180
Pct. of Completions	53.7	48.6
Had Intercepted	11	25
PUNTS/AVERAGE	73/35.2	88/39.1
NET PUNTING AVERAGE	31.4	33.2
PUNT RETURNS/AVERAGE	51/7.1	29/4.0
KICKOFF RETURNS/AVERAGE	33/21.4	53/21.8
INTERCEPTIONS/AVG. RETURN	25/18.8	11/12.4
PENALTIES/YARDS	89/869	94/825
FUMBLES/BALL LOST	32/18	26/16
TOUCHDOWNS	36	18
Rushing	19	7
Passing	16	11
Returns	1	0
EXTRA POINTS/ATTEMPTS	32/36	17/18
FIELD GOALS/ATTEMPTS	18/30	7/18
TOTAL POINTS	302	146

SCORE BY QUARTERS

	1	2	3	4	OT	Total
RAMS	68	102	41	91	0	302
Opponents	34	45	30	37	0	146

1977 Rams Attendance

PRE-SEASON GAMES

HOME

Minnesota Vikings	55,168
Philadelphia Eagles	46,571
San Diego Chargers	55,946
Oakland Raiders	53,301
	210,986

AWAY

San Francisco 49ers	44,898
Kansas City Chiefs	34,975
	79,873

REGULAR SEASON GAMES

Philadelphia Eagles	46,031	Atlanta Falcons	55,956
San Francisco 49ers	55,466	Chicago Bears	51,412
New Orleans Saints	46,405	New Orleans Saints	59,023
Minnesota Vikings	62,414	Green Bay Packers	52,948
Tampa Bay		San Francisco 49ers	56,779
Buccaneers	45,493	Cleveland Browns	70,352
Oakland Raiders	67,075	Washington Redskins	54,208
Atlanta Falcons	52,574		400,678
	375,098		

POST-SEASON GAMES

Minnesota Vikings	62,538	League Game Total	775,776
Home Game Total (12 games)	648,622	1977 Grand Total	1,129,173

FINGER TIP ATTENDANCE INFORMATION

Largest Attendance Marks:

One Season	1,344,391 (1973)—21 games
League Season:	904,979 (1970)—14 games
Home Season:	840,799 (1975)—13 games
Home League Season:	535,194 (1974)— 7 games
	502,084 (1958)— 6 games
League Game:	102,368 (49ers at L.A., 1957)
Non-League Game:	95,985 (Redskins at L.A., 1951)
Compact Configuration (1964-73)	80,430 (Vikings at L.A., 1969)
Road League Game:	82,514 (Cleveland, 1968)

Home Games drawing 90,000 or More:

102,368 (49ers, 1957)	93,751 (Lions, 1953)
100,470 (Bears, 1958)	93,621 (49ers, 1954)
100,202 (Colts, 1958)	90,535 (Packers, 1955)
95,985 (Redskins, 1951)	90,266 (Vikings, 1974)
95,082 (49ers, 1958)	90,135 (Redskins, 1950)
94,376 (49ers, 1959)	

Home Games Drawing 80,000-90,000

87,695 (Browns, 1955)	82,678 (Redskins, 1953)
87,582 (Redskins, 1952)	81,703 (Lions, 1958)
87,381 (Cowboys, 1969)	81,428 (Cowboys, 1973)
87,313 (Redskins, 1974)	80,889 (Redskins, 1947)
87,187 (Cowboys, 1971)	80,558 (Packers, 1973)
85,888 (Redskins, 1959)	80,532 (49ers, 1976)
85,865 (49ers, 1953)	80,456 (Bears, 1957)
85,302 (49ers, 1955)	80,430 (Vikings, 1969)
84,752 (49ers, 1954)	80,402 (Redskins, 1971)
84,483 (Cowboys playoff, 1976)	80,118 (Redskins playoff, 1974)
84,324 (Bills, 1974)	80,050 (49ers, 1971)
82,788 (Redskins, 1956)	

Recent Seasonal Totals:

1952: 944,744 (20 games)	1961: 883,435 (19 games)	1969: 1,307,989 (22 games)
1953: 817,946 (19 games)	1962: 821,404 (19 games)	1970: 1,247,970 (20 games)
1954: 839,633 (19 games)	1963: 829,165 (19 games)	1971: 1,296,708 (21 games)
1955: 994,589 (20 games)	1964: 896,083 (19 games)	1972: 1,287,474 (20 games)
1956: 886,895 (19 games)	1965: 736,085 (19 games)	1973: 1,344,391 (21 games)
1957: 1,051,106 (19 games)	1966: 917,838 (19 games)	1974: 1,283,522 (22 games)
1958: 1,053,798 (19 games)	1967: 1,230,059 (22 games)	1975: 1,295,294 (22 games)
1959: 1,061,625 (18 games)	1968: 1,154,569 (20 games)	1976: 1,286,150 (22 games)
1960: 881,991 (8 games)		1977: 1,129,173 (21 games)

Rams—49er Series (1950-1977)

Year	Pre-Season (LA)	Los Angeles	San Francisco	Total
1950		33,234	27,654	60,888
1951		55,569	51,987	107,556
1952	67,799	77,968	48,731	194,498
1953	39,816	85,865	43,922	169,603
1954	84,572	93,553	60,500	238,625
1955	65,633	85,302	60,100	211,035
1956	57,688	69,828	56,489	184,005
1957	75,172	102,368*	59,637	237,177
1958	62,546	95,082	59,826	217,454
1959	59,552	94,376	56,028	209,956
1960	51,398	77,254	53,633	182,285
1961	42,558	63,766	59,004	165,328
1962	45,377	42,554	51,033	138,964
1963	34,405	45,532	33,321	113,258
1964	39,569	54,335	31,791	125,715
1965	29,510	38,615	39,253	107,368
1966	39,879	45,642	35,372	120,893
1967	53,822	60,424	53,194	167,440
1968	48,143	69,520	41,815	159,478
1969	39,179†	73,975	45,995	159,149
1970	55,430	77,272	59,602	192,304
1971	55,607	80,050	44,000	179,657
1972	60,807	77,382	61,214	199,403
1973	57,687	78,358	57,487	193,532
1974	49,603**	74,070	57,502	181,175
1975	58,230	74,064	57,379	189,673
1976	55,256	80,532	58,573	194,361
1977	44,898**	55,466	56,779	157,143
Totals	1,374,136	1,961,977	1,421,821	4,757,934

*Ram record **In San Francisco †Anaheim

The Ram Story: 1937-1978

1937 On February 13th, the National Football League grants a Cleveland franchise to Homer Marshman and associates, a prominent group of local businessmen. Hugo Bezdek is named head coach. As the league's rookie franchise, Rams finish with a 1-10-0 record. Bob Kelley is named radio play-by-play announcer at start of season.

1938 Assistant coach Art Lewis takes over team after three losses and Rams win three of remaining seven games.

1939 Earl "Dutch" Clark becomes head coach and Lewis remains as assistant. Rams hit .500 mark for first time with 5-5-1 record. Parker Hall joins team as rookie tailback. Hall is not named on official NFL all-league first team, but wins Joe Carr Trophy as NFL's official Most Valuable Player.

1940 Team drops back to 4-6-1 record. Johnny Drake, powerful Ram fullback, is named to first team all-NFL.

1941 Daniel F. Reeves and Fred Levy, Jr. purchase Rams in June and hire, as general manager, Billy Evans, former sports columnist, American League umpire and Cleveland Indians general manager. Team wins first two games but drops next nine to finish in cellar.

1942 Evans resigns before '42 season. Charles "Chile" Walsh

replaces Art Lewis as assistant coach. Lt. Reeves and Major Levy depart to enter armed forces. Bob Kelley is named club secretary. Team finishes 5-6-0.

1943 Clark resigns. Chile Walsh is named head coach, but NFL grants Rams permission to suspend operations for one season because of wartime difficulties. Reeves buys out Levy.

1944 Chile Walsh become general manager and appoints Buff Donelli as head coach. Pick-up team finishes 4-6-0.

1945 Donelli joins military service. Walsh names his brother, Adam Walsh, as head coach, with George Trafton and Bob Snyder as assistants. Third round draft choice (a future) Bob Waterfield from UCLA joins team as T-formation quarterback and leads Rams to 9-1-0 season for first divisional title in team's history. On icy field, Rams defeat Washington Redskins, 15-14, at Cleveland for world title. Waterfield becomes first player to receive unanimous vote for official NFL Most Valuable Player award. Walsh is named coach of the year. Eddie Kotal joins team as chief scout and Bill John begins 29-year tenure as business manager.

1946 Reeves moves franchise to Los Angeles early in the year. After disappointing 6-4-1 season, both Walshes resign.

1947 Reeves assumes duties of general manager. Bob Snyder is named head coach with Joe Stydahar as new assistant. Team is talent-heavy but injury-ridden in 6-6-0 season. Reeves sells part interests to former partner Levy and to Edwin and Harold Pauley and Hal Seley.

1948 Clark Shaughnessy joins staff as advisory coach. On September 3rd Snyder resigns and Clark Shaughnessy becomes head coach. Team wins four of last five to post 6-5-1 mark.

1949 Team wins first six games, then hangs on to win first divisional title since moving west. Heavy rain holds down L.A. crowd as Philadelphia Eagles skid to 14-0 win over Rams in NFL title game. Rookie Norm Van Brocklin joins team and gives Rams top-notch one-two quarterback punch. Elroy Hirsch has fine rookie year.

1950 NFL absorbs AAC, leaving Rams as lone pro team in Los Angeles after four years of two-league existence. In February, Stydahar becomes head coach, replacing Shaughnessy. Club opens new offices on Beverly Boulevard. Bill Granholm begins 18-year tenure as equipment manager. Team sets 22 league records in rolling to divisional title tie. Waterfield and end Tom Fears lead play-off win over Bears, 24-14, but following week in Cleveland, Lou Groza's late field goal stops Rams' title hopes, 30-28.

1951 Rams win third straight

divisional title on final day of season, then defeat Cleveland at the Coliseum, 24-17, on 73-yard pass, Van Brocklin to Fears, for first world title since moving to L.A.

1952 After team loses three straight pre-season games and drops league opener by big score, Stydahar resigns. He is replaced as head coach by Hamp Pool. Team loses two of next three, but wins last eight to tie for divisional title. Rams lose playoff in Detroit. Rams trade 11 players to Dallas for rookie Les Richter, who then enters army for two years. Waterfield retires.

1953 Club co-owner Harold Pauley passes away. Team compiles 8-3-1 record, losing three games by total of eight points to finish third in division. Rams defeat world champ Lions in both games.

1954 Bonus choice Bill Wade and tradee Les Richter both join Rams as rookies two years after going from college into military service. Team has disappointing 6-5-1 mark. All assistant coaches resign. Pool soon follows suit.

1955 On January 26th, Rams hire Sid Gillman, head coach at University of Cincinnati, to replace Pool. Fine defensive year and clutch field goal kicking by Richter give team hard-fought 8-3-1 record for divisional title. Cleveland wins title game at Coliseum by one-sided score.

1956 In form reversal, team loses five consecutive early-season

games and finishes in cellar tie with 4-8 record.

1957 Ram owners sign five year operational pact and name former Ram publicist Pete Rozelle as general manager. Team loses squeakers on road to 49ers and Lions, finishing 6-6-0, but only two games behind divisional leaders.

1958 In pre-season trade, Van Brocklin goes to Eagles. Bill Wade sets many Ram passing marks en route to 8-4-0 year.

1959 Team has general letdown and many injuries for worst season since 1937, finishing 2-10-0. Ollie Matson, acquired in big trade, is workhorse at fullback. On last day of season, Gillman and staff resign.

1960 Following death of Bert Bell, Pete Rozelle is named NFL commissioner. Elroy Hirsch replaces Rozelle as Ram general manager. Bob Waterfield is named Ram head coach. Team shows slight improvement over previous year with 4-7-1 record.

1961 Rams trade Bill Wade, Del Shofner, John Guzik for Zeke Bratkowski, Lindon Crow and 1962 first draft choice, which makes it possible to draft both Roman Gabriel and Merlin Olsen. Re-vamped Rams finish strongly after slow start, but still show 4-10-0 deficit.

1962 Harland Svare replaces Don Paul as defensive line coach. Rams lose four of first five games by narrow margins, then show only occasional surges of success en

route to 1-12-1 year. Waterfield resigns after eighth game. Svare named interim head coach. On December 27, in closed auction, Reeves reacquires control of Rams, purchasing full interests of co-owners Pauley, Levy, Seley and Bob Hope.

1963 Reeves sells 49% interest in Rams to Gene Autry, Bob Reynolds, Leonard Firestone, Paul A. O'Bryan, Robert Lehman, J.D. Stetson Coleman and Joseph A. Thomas. Svare is retained. Les Richter retires before season. After 0-5 record, Gabriel is reinstated as starting QB and plays last nine games without relief, guiding team to 5-4 mark and season record of 5-9-0.

1964 Rams sign ten-year pact to play in "new look" Coliseum's "stadium-within-a-stadium." Fourteen rookies make the season squad. Club finishes fifth with 5-7-2 record.

1965 After winning only one of first ten, Rams take three of last four against top two teams in each division, but Svare is dismissed.

1966 After a court fight, George Allen is released by George Halas from his assistant coaching duties with the Chicago Bears to become head coach of the Rams. NFL and AFL merge in spring. Bob Kelley, "Voice of the Rams" since the club's beginning in 1937, dies in September. Rams, practicing at new facilities in Long Beach, have a chance to finish second in West until final game, which they lose to World Champion Packers. Thus,

the team finishes 8-6, the best record since 1958.

1967 After 17 years on Beverly Boulevard, club moves from offices to new building on Pico. Training camp is also moved to California State College at Fullerton after five years at Chapman College in Orange. Equipment manager Bill Granholm leaves club after 18 years to take position in league office. Rams record first unbeaten pre-season in history with six wins, including victories over first-ever AFL opponents, San Diego and Kansas City. Team completes finest win-loss season ever with 11-1-2 league record to win Coastal Division Championship, the first title of any kind since 1955, then loses to Green Bay in Western Conference Championship Game. Club sets new team record in attendance by playing before 1,230,059 fans and also establishes new club mark for 14 games in attendance: 848,090.

1968 After Playoff win over Cleveland in January, team finishes regular 1968 season with 10-3-1 record, second in Coastal Division to Baltimore's 13-1 mark. Attendance is over one million for second straight year and Ram defense sets new 14-game NFL record for fewest yards allowed. On Dec. 26, Allen is dismissed as head coach, but is re-hired two weeks later.

1969 After 20 years with the Rams as a player, general manager and assistant to the president, Elroy Hirsch leaves club to become athletic director at the University of Wisconsin. He is replaced by Public Relations Director Jack

Teele, and John Sanders becomes Assistant General Manager. Team wins its first 11 games — to win Coastal Division with 11-3 record before losing to Minnesota in Western Conference title game, 23-20. New Ram attendance records are set for the year (1,307,989 for all 22 games) and the regular season (866,160 in 14 games). Quarterback Roman Gabriel is unanimous choice as the NFL's Most Valuable Player.

1970 Playoff Bowl victory over Dallas in January heads Rams toward their 25th year in Southern California. With the completion of the merger of the NFL and AFL, the Rams join San Francisco, Atlanta and New Orleans in the Western Division of the National Conference of the new 26-team National Football League. Rams finish second to 49ers with 9-4-1 record and set a new league 14-game attendance mark of 904,979. George Allen's contract is not renewed.

1971 On April 15, owner Daniel F. Reeves dies of cancer in New York. His longtime friend and business associate, William A. Barnes, becomes President and General Manager. Tommy Prothro, successful head coach at UCLA, replaces Allen. Playing the toughest schedule in the NFL, the Rams finish with an 8-5-1 record, second to 49ers in the NFC West.

1972 In a history-making move, Baltimore Colts owner Carroll Rosenbloom trades the Baltimore franchise to Robert Irsay in exchange for the Rams. Irsay, a Chicago-based industrialist, had purchased the Rams from the estate of the late Dan Reeves. The

transaction was completed and announced on July 14, Rosenbloom, the most successful owner in the NFL over the last two decades, brings with him to Los Angeles Don Klosterman, former Loyola University star quarterback who had been Rosenbloom's general manager in Baltimore. Klosterman assumes title of Executive Vice-President and General Manager. After five years at Cal State Fullerton, Rams move training camp site to Cal State Long Beach. After 6-7-1 season, all coaches are dismissed.

1973 An observer in '72, Rosenbloom begins to make changes early in 1973, and they pay off quickly. His choice for head coach, former Detroit assistant Chuck Knox, leads team to 12-2 season, winningest in Rams history, and Knox becomes "Coach of the Year." Roman Gabriel is traded to Philadelphia and the new quarterback, former San Diego Charger John Hadl, is NFC "Player of the Year." Rams win NFC West title, but lose in first round of playoffs to Dallas. Other changes introduced by Rosenbloom include return to blue and gold uniforms. Club returns to Cal State Fullerton for summer training.

1974 Carroll Rosenbloom's son, Steve, takes over as Assistant to the President. Formerly, he had learned the pro football business in Baltimore, and had worked his way up to President of the Colts. After 3-2 start, Rams trade John Hadl to Green Bay for five draft choices in bold move that stuns the football world. Hadl's backup, James Harris, becomes starter and leads team to 10-4 record, its second

straight NFC Western title and its first playoff victory since 1951 (a 19-10 win over Washington) before the Rams bow to Minnesota, 14-10, in the conference championship game.

1975 With defense allowing second fewest points in NFL history over a 14-game season (135), Rams win third straight NFC Western title by completing 12-2 season. After playoff victory over St. Louis, however, they bow to Dallas in the NFC Championship Game. The 34-8 record over the last three years is best in the NFL.

1976 One again Rams win NFC West title for fourth straight year with 10-3-1 record, then beat Dallas, 14-12, for their first playoff victory on the road before 24-13 NFC Title Game loss at Minnesota. Quarterback injuries mar season and rookie Pat Haden becomes fourth different playoff QB in four years under Knox. Rams' 351 points is highest in NFC.

1977 Rams spearhead new Coliseum configuration which reduces capacity from 91,038 to 71,039. With Lawrence McCutcheon setting new club career rushing record of 5,523 yards, the Rams (10-4) roll to their fifth straight division title before 14-7 playoff loss to Minnesota in Coliseum mud ends season. Following the campaign Knox resigns to take Buffalo Bills head coaching post.

1978 On February 1, Rosenbloom hires new head coach, George Allen, making a second appearance in Los Angeles after five winning seasons from 1966-70.

Year-by-Year Ram Scores

Cleveland Rams—1937-42, 1944-45

Los Angeles Rams—1946-77

1937 (1-10-0, Fifth Place)

Coch: Hugo Bezdek	Rams	Opp.
Detroit (H)	0	28
Philadelphia (A)	21	3
Brooklyn (A)	7	9
Chicago Cards (H)	0	6
Chicago Bears (H)	2	20
Green Bay (H)	10	35
Green Bay (A)	7	35
Chicago Cards (A)	7	13
Detroit (A)	7	27
Washington (H)	7	16
Chicago Bears (A)	7	15
	<u>75</u>	<u>207</u>

1940 (4-6-1, Fourth Place)

Coch: Earl "Dutch" Clark	Rams	Opp.
Philadelphia (H)	21	13
Detroit (A)	0	6
Chicago Bears (H)	14	21
Green Bay (A)	14	31
Chicago Cards (H)	26	14
Chicago Cards (A)	7	17
Detroit (H)	14	0
New York (A)	13	0
Brooklyn (A)	14	29
Chicago Bears (A)	25	47
Green Bay (H)	13	13
	<u>171</u>	<u>191</u>

1938 (4-7-0, Fourth Place)

Coch: Hugo Bezdek (3 games)	Rams	Opp.
Coch: Art Lewis (8 games)		
Green Bay (A)	17	26
Chicago Cards (H)	6	7
Washington (A)	13	37
Detroit (H)	21	17
Chicago Bears (H)	14	7
Chicago Bears (A)	23	21
Green Bay (H)	7	28
Detroit (A)	0	6
New York (A)	0	28
Chicago Cards (A)	17	31
Pittsburgh (*)	13	7
	<u>131</u>	<u>215</u>

1941 (2-9-0, Fifth Place)

Coch: Earl "Dutch" Clark	Rams	Opp.
Pittsburgh (*)	17	14
Chicago Cards (A)	10	6
Green Bay (A)	7	24
Chicago Bears (H)	21	48
Detroit (A)	7	17
Green Bay (H)	14	17
Washington (A)	13	17
Detroit (H)	0	14
Chicago Bears (A)	13	31
New York (A)	14	49
Chicago Cards (H)	0	7
	<u>116</u>	<u>244</u>

*Played in New Orleans

*Played in Akron

1939 (5-5-1, Fourth Place)

Coch: Earl "Dutch" Clark	Rams	Opp.
Chicago Bears (A)	21	30
Brooklyn (A)	12	23
Green Bay (A)	27	24
Chicago Bears (H)	21	35
Detroit (A)	7	15
Chicago Cards (A)	24	0
Pittsburgh (H)	14	14
Chicago Cards (H)	14	0
Detroit (H)	14	3
Green Bay (H)	6	7
Philadelphia (*)	35	13
	<u>195</u>	<u>164</u>

*Played in Colorado Springs

1942 (5-6-0, Third Place)

Coch: Earl "Dutch" Clark	Rams	Opp.
Chicago Cards (*)	0	7
Philadelphia (H)	24	14
Detroit (A)	14	0
Chicago Bears (H)	7	21
Chicago Cards (H)	7	3
Brooklyn (A)	17	0
Green Bay (H)	12	30
Washington (A)	14	33
Green Bay (A)	28	45
Detroit (H)	27	7
Chicago Bears (A)	0	47
	<u>150</u>	<u>207</u>

*Played in Buffalo

Rams Suspended Operations in 1943.

1944 (4-6-0, Fourth Place)

Coach: Aldo "Buff" Donelli	Rams	Opp.
Card-Pitt (*)	30	28
Chicago Bears (H)	19	7
Detroit (A)	20	17
Green Bay (A)	21	30
Chicago Bears (A)	21	28
Washington (A)	10	14
Green Bay (H)	7	42
Card-Pitt (†)	33	6
Detroit (H)	14	26
Philadelphia (A)	13	26
	<u>188</u>	<u>224</u>

*Played in Pittsburgh

†Played in Chicago

1945 (9-1-0, First Place)

Coach: Adam Walsh	Rams	Opp.
Chicago Cards (H)	21	0
Chicago Bears (H)	17	0
Green Bay (A)	27	14
Chicago Bears (A)	41	21
Philadelphia (A)	14	28
New York (A)	21	17
Green Bay (H)	20	7
Chicago Cards (A)	35	21
Detroit (A)	28	21
Boston (H)	<u>20</u>	<u>7</u>
	<u>244</u>	<u>136</u>
*Washington (H)	15	14

*NFL Title Game

1946 (6-4-1, Second Place)

Coach: Adam Walsh	Rams	Opp.
Philadelphia (H)	14	25
Green Bay (A)	21	17
Chicago Bears (A)	28	28
Detroit (H)	35	14
Chicago Cards (A)	10	34
Detroit (A)	41	20
Chicago Bears (H)	21	27
Chicago Cards (H)	17	14
Boston (A)	21	40
New York (A)	31	21
Green Bay (H)	38	17
	<u>277</u>	<u>257</u>

1947 (6-6-0, Fourth Place)

Coach: Bob Snyder	Rams	Opp.
Pittsburgh (A)	48	7
Green Bay (A)	14	17
Detroit (A)	27	13
Chicago Cards (H)	27	7
Philadelphia (A)	7	14
Chicago Cards (A)	10	17
Boston (H)	16	27
Chicago Bears (H)	21	41
Detroit (H)	28	17
Green Bay (H)	10	30
Chicago Bears (A)	17	14
New York (H)	34	10
	<u>259</u>	<u>214</u>

1948 (6-5-1, Third Place)

Coach: Bob Snyder (Pre-Season Only)	Rams	Opp.
Coach: Clark Shaughnessy		
Detroit (H)	44	7
Philadelphia (H)	28	28
Chicago Bears (A)	21	42
Green Bay (A)	0	16
Detroit (A)	34	27
Chicago Cards (H)	22	27
Chicago Bears (H)	6	21
New York (A)	52	37
Chicago Cards (A)	24	27
Green Bay (H)	24	10
Washington (A)	41	13
Pittsburgh (H)	31	14
	<u>327</u>	<u>269</u>

1949 (8-2-2, First Place)

Coach: Clark Shaughnessy	Rams	Opp.
Detroit (H)	27	24
Green Bay (A)	48	7
Chicago Bears (A)	31	16
Detroit (A)	21	10
Green Bay (H)	35	7
Chicago Bears (H)	27	24
Philadelphia (A)	14	38
Pittsburgh (A)	7	7
Chicago Cards (A)	28	28
New York Bulldogs (H)	42	20
Chicago Cards (H)	27	31
Washington (H)	53	27
	<u>360</u>	<u>239</u>
*Philadelphia (H)	0	14

*NFL Title Game

1950 (9-3-0, First Place)

Coach: Joe Stydahar	Rams	Opp.
Chicago Bears (H)	20	24
New York Yanks (H)	45	28
San Francisco (A)	35	14
Philadelphia (A)	20	56
Detroit (A)	30	28
Baltimore (H)	70	27
Detroit (H)	65	24
San Francisco (H)	28	21
Green Bay (A)	45	14
New York Yanks (A)	43	35
Chicago Bears (A)	14	24
Green Bay (H)	51	14
	<u>466</u>	<u>309</u>
†Chicago Bears (H)	24	14
*Cleveland (A)	28	30

*NFL Title Game

†Divisional Playoff

1951 (8-4-0, First Place)

Coach: Joe Stydahar	Rams	Opp.
New York Yanks (H)	54	14
Cleveland (H)	23	38
Detroit (A)	27	21

Green Bay	(A)	28	0
San Francisco	(A)	17	44
San Francisco	(H)	23	16
Chicago Cards	(H)	45	21
New York Yanks	(H)	48	21
Washington	(A)	21	31
Chicago Bears	(A)	42	17
Detroit	(H)	22	24
Green Bay	(H)	42	14
		392	261
*Cleveland	(H)	24	17

*NFL Title Game

1952 (9-3-0, Second Place)

Coach: Joe Stydahar (one game)

Coach: Hamp Pool	Rams	Opp.
Cleveland	(A)	7 37
Detroit	(H)	14 17
Green Bay	(A)	30 28
Detroit	(A)	16 24
Chicago Bears	(H)	31 7
Dallas	(H)	42 20
Dallas	(A)	27 6
Chicago Bears	(A)	40 24
San Francisco	(H)	35 9
San Francisco	(A)	34 21
Green Bay	(H)	45 27
Pittsburgh	(H)	28 14
	349	234
*Detroit	(A)	21 31

*Division Playoff

1953 (8-3-1, Third Place)

Coach: Hamp Pool	Rams	Opp.
New York	(H)	21 7
San Francisco	(A)	30 31
Green Bay	(A)	38 20
Detroit	(A)	31 19
Chicago Bears	(H)	38 24
Detroit	(H)	37 24
San Francisco	(H)	27 31
Chicago Cards	(A)	24 24
Baltimore	(A)	21 13
Chicago Bears	(A)	21 24
Baltimore	(H)	45 2
Green Bay	(H)	33 17
	366	236

1954 (6-5-1, Fourth Place)

Coach: Hamp Pool	Rams	Opp.
Baltimore	(A)	48 0
San Francisco	(H)	24 24
Detroit	(A)	3 21
Green Bay	(A)	17 35
Chicago Bears	(H)	42 38
Detroit	(H)	24 27
San Francisco	(A)	42 34
Chicago Cards	(H)	28 17
New York	(A)	17 16
Chicago Bears	(A)	13 24
Baltimore	(H)	21 22
Green Bay	(H)	35 27
	314	285

1955 (8-3-1, First Place)

Coach: Sid Gillman	Rams	Opp.
San Francisco	(A)	23 14
Pittsburgh	(H)	27 26
Detroit	(A)	17 10
Green Bay	(A)	28 30
Detroit	(H)	24 13
Chicago Bears	(H)	20 31
San Francisco	(H)	27 14
Chicago Bears	(A)	3 24
Baltimore	(A)	17 17
Philadelphia	(A)	23 21
Baltimore	(H)	20 14
Green Bay	(H)	31 17
	260	231
*Cleveland	(H)	14 38

*NFL Title Game

1956 (4-8-0, Fifth Place)

Coach: Sid Gillman	Rams	Opp.
Philadelphia	(H)	27 7
San Francisco	(A)	30 33
Detroit	(A)	21 24
Green Bay	(A)	17 42
Detroit	(H)	7 16
Chicago Bears	(H)	24 35
San Francisco	(H)	30 6
Chicago Bears	(A)	21 30
Baltimore	(A)	21 56
Pittsburgh	(A)	13 30
Baltimore	(H)	31 7
Green Bay	(H)	49 21
	291	307

1957 (6-6-0, Fourth Place)

Coach: Sid Gillman	Rams	Opp.
Philadelphia	(H)	17 13
San Francisco	(A)	20 23
Detroit	(A)	7 10
Chicago Bears	(A)	26 34
Detroit	(H)	35 17
Chicago Bears	(H)	10 16
San Francisco	(H)	37 24
Green Bay	(A)	31 27
Cleveland	(A)	31 45
Baltimore	(A)	14 31
Green Bay	(H)	42 17
Baltimore	(H)	37 21
	307	278

1958 (8-4-0, Second Place)

Coach: Sid Gillman	Rams	Opp.
Cleveland	(H)	27 30
San Francisco	(A)	33 3
Detroit	(A)	42 28
Chicago Bears	(A)	10 31
Detroit	(H)	24 41
Chicago Bears	(H)	41 35
San Francisco	(H)	56 7
Green Bay	(A)	20 7
Baltimore	(A)	7 34
Chicago Cards	(A)	20 14

Baltimore	(H)	30	28
Green Bay	(H)	34	20
		344	278

1959 (2-10-0, Sixth Place)

Coach: Sid Gillman			
		Rams	Opp.
New York	(H)	21	23
San Francisco	(A)	0	34
Chicago Bears	(A)	28	21
Green Bay	(A)	45	6
Detroit	(H)	7	17
Chicago Bears	(H)	21	26
San Francisco	(H)	16	24
Detroit	(A)	17	23
Philadelphia	(A)	20	23
Baltimore	(A)	21	35
Green Bay	(H)	20	38
Baltimore	(H)	26	45
		242	315

1960 (4-7-1, Sixth Place)

Coach: Bob Waterfield			
		Rams	Opp.
St. Louis	(H)	21	43
San Francisco	(A)	9	13
Chicago	(A)	27	34
Baltimore	(A)	17	31
Chicago	(H)	24	24
Detroit	(H)	48	35
Dallas	(A)	38	13
Detroit	(A)	10	12
Green Bay	(A)	33	31
San Francisco	(H)	7	23
Baltimore	(H)	10	3
Green Bay	(H)	21	35
		265	297

1961 (4-10-0, Sixth Place)

Coach: Bob Waterfield			
		Rams	Opp.
Baltimore	(A)	24	27
Chicago	(H)	17	21
Pittsburgh	(H)	24	14
San Francisco	(A)	0	35
Detroit	(A)	13	14
New York	(A)	14	24
Detroit	(H)	10	28
Minnesota	(H)	31	17
San Francisco	(H)	17	7
Green Bay	(A)	17	35
Chicago	(A)	24	28
Minnesota	(A)	21	42
Baltimore	(H)	34	17
Green Bay	(H)	17	24
		263	333

1962 (1-12-1, Seventh Place)

Coach: Bob Waterfield (8 games)			
Coach: Harland Svare (6 games)			
		Rams	Opp.
Baltimore	(A)	27	30
Chicago	(H)	23	27
Dallas	(H)	17	27

Washington	(A)	14	20
Detroit	(A)	10	13
Minnesota	(H)	14	38
San Francisco	(A)	28	14
Detroit	(H)	3	12
Baltimore	(H)	2	14
San Francisco	(H)	17	24
Minnesota	(A)	24	24
Green Bay	(A)	10	41
Chicago	(A)	14	30
Green Bay	(H)	17	20
		220	334

1963 (5-9-0, Sixth Place)

Coach: Harland Svare			
		Rams	Opp.
Detroit	(H)	2	23
Washington	(H)	14	37
Cleveland	(A)	6	20
Green Bay	(A)	10	42
Chicago	(H)	14	52
Minnesota	(H)	27	24
San Francisco	(H)	28	21
Minnesota	(A)	13	21
Chicago	(A)	0	6
Detroit	(A)	28	21
Baltimore	(H)	17	16
San Francisco	(A)	21	17
Green Bay	(H)	14	31
Baltimore	(A)	16	19
		210	350

1964 (5-7-2, Fifth Place)

Coach: Harland Svare			
		Rams	Opp.
Pittsburgh	(A)	26	14
Detroit	(H)	17	17
Minnesota	(H)	22	13
Baltimore	(A)	20	35
Chicago	(A)	17	38
San Francisco	(H)	42	14
Green Bay	(A)	27	17
Detroit	(A)	17	37
Philadelphia	(H)	20	10
Chicago	(H)	24	34
Baltimore	(H)	7	24
Minnesota	(A)	13	34
San Francisco	(A)	7	28
Green Bay	(H)	24	24
		283	339

1965 (4-10-0, Seventh Place)

Coach: Harland Svare			
		Rams	Opp.
Detroit	(A)	0	20
Chicago	(H)	30	28
Minnesota	(H)	35	38
Chicago	(A)	6	31
San Francisco	(H)	21	45
Baltimore	(A)	20	35
Detroit	(H)	7	31
Minnesota	(A)	13	24
Green Bay	(A)	3	6
San Francisco	(A)	27	30
Green Bay	(H)	21	10

St. Louis	(A)	27	3
Cleveland	(H)	42	7
Baltimore	(H)	17	20
		<u>269</u>	<u>328</u>

1966 (8-6-0, Third Place)

Coach: George Allen			
	Rams	Opp.	
Atlanta	(A)	19	14
Chicago	(H)	31	17
Green Bay	(A)	13	24
San Francisco	(H)	34	3
Detroit	(A)	14	7
Minnesota	(A)	7	35
Chicago	(A)	10	17
Baltimore	(H)	3	17
San Francisco	(A)	13	21
New York	(H)	55	14
Minnesota	(H)	21	6
Baltimore	(A)	23	7
Detroit	(H)	23	3
Green Bay	(H)	23	27
		<u>289</u>	<u>212</u>

1967 (11-1-2, First Place)

Coach: George Allen			
	Rams	Opp.	
New Orleans	(A)	27	13
Minnesota	(H)	39	3
Dallas	(A)	35	13
San Francisco	(H)	24	27
Baltimore	(A)	24	24
Washington	(H)	28	28
Chicago	(A)	28	17
San Francisco	(A)	17	7
Philadelphia	(H)	33	17
Atlanta	(A)	31	3
Detroit	(A)	31	7
Atlanta	(H)	20	3
Green Bay	(H)	27	24
Baltimore	(H)	34	10
		<u>398</u>	<u>196</u>
†Green Bay	(A)	7	28
*Cleveland		30	6

†Western Conference Playoff

*Playoff Bowl Game in Miami

1968 (10-3-1, Second Place)

Coach: George Allen			
	Rams	Opp.	
St. Louis	(A)	24	13
Pittsburgh	(H)	45	10
Cleveland	(A)	24	6
San Francisco	(H)	24	10
Green Bay	(A)	16	14
Atlanta	(H)	27	14
Baltimore	(A)	10	27
Detroit	(H)	10	7
Atlanta	(A)	17	10
San Francisco	(A)	20	20
New York	(H)	24	21
Minnesota	(A)	31	3
Chicago	(H)	16	17
Baltimore	(H)	24	28
		<u>312</u>	<u>200</u>

1969 (11-3-0, First Place)

Coach: George Allen			
	Rams	Opp.	
Baltimore	(A)	27	20
Atlanta	(H)	17	7
New Orleans	(H)	36	17
San Francisco	(A)	27	21
Green Bay	(H)	34	21
Chicago	(A)	9	7
Atlanta	(A)	38	6
San Francisco	(H)	41	30
Philadelphia	(A)	23	17
Dallas	(H)	24	23
Washington	(A)	24	13
Minnesota	(H)	13	20
Detroit	(A)	0	28
Baltimore	(H)	7	13
		<u>320</u>	<u>243</u>
*Minnesota	(A)	20	23
†Dallas		31	0

*Western Conference Playoff

†Playoff Bowl Game in Miami

1970 (9-4-1, Second Place)

Coach: George Allen			
	Rams	Opp.	
St. Louis	(H)	34	13
Buffalo	(A)	19	0
San Diego	(H)	37	10
San Francisco	(H)	6	20
Green Bay	(A)	31	21
Minnesota	(A)	3	13
New Orleans	(A)	30	17
Atlanta	(H)	10	10
New York Jets	(H)	20	31
Atlanta	(A)	17	7
San Francisco	(A)	30	13
New Orleans	(H)	34	16
Detroit	(H)	23	28
New York Giants	(A)	31	3
		<u>325</u>	<u>202</u>

1971 (8-5-1, Second Place)

Coach: Tommy Prothro			
	Rams	Opp.	
New Orleans	(A)	20	24
Atlanta	(H)	20	20
Chicago	(H)	17	3
San Francisco	(A)	20	13
Atlanta	(A)	24	16
Green Bay	(H)	30	13
Miami	(H)	14	20
Baltimore	(A)	17	24
Detroit	(A)	21	13
San Francisco	(H)	17	6
Dallas	(A)	21	28
New Orleans	(H)	45	28
Washington	(H)	24	38
Pittsburgh	(A)	23	14
		<u>313</u>	<u>260</u>

1972 (6-7-1, Third Place)

Coach: Tommy Prothro		Rams	Opp.
New Orleans	(H)	34	14
Chicago	(A)	13	13
Atlanta	(A)	3	31
San Francisco	(H)	31	7
Philadelphia	(A)	34	3
Cincinnati	(H)	15	12
Oakland	(A)	17	45
Atlanta	(H)	20	7
Denver	(H)	10	16
Minnesota	(H)	41	45
New Orleans	(A)	16	19
San Francisco	(A)	26	16
St. Louis	(A)	14	24
Detroit	(H)	17	34
		<u>291</u>	<u>286</u>

1975 (12-2-0, First Place)

Coach: Chuck Knox		Rams	Opp.
Dallas	(A)	7	18
San Francisco	(A)	23	14
Baltimore	(H)	24	13
San Diego	(A)	13	10(OT)
Atlanta	(H)	22	7
New Orleans	(H)	38	14
Philadelphia	(A)	42	3
San Francisco	(H)	23	24
Atlanta	(A)	16	7
Chicago	(H)	38	10
Detroit	(A)	20	0
New Orleans	(A)	14	7
Green Bay	(H)	22	5
Pittsburgh	(H)	10	3
		<u>312</u>	<u>135</u>
*St. Louis	(H)	35	23
†Dallas	(H)	7	37

1973 (12-2-0, First Place)

Coach: Chuck Knox		Rams	Opp.
Kansas City	(A)	23	13
Atlanta	(H)	31	0
San Francisco	(A)	40	20
Houston	(A)	31	26
Dallas	(H)	37	31
Green Bay	(H)	24	7
Minnesota	(A)	9	10
Atlanta	(A)	13	15
New Orleans	(H)	29	7
San Francisco	(H)	31	13
New Orleans	(A)	24	13
Chicago	(A)	26	0
New York Giants	(H)	40	6
Cleveland	(H)	30	17
		<u>388</u>	<u>178</u>
*Dallas	(A)	16	27

1976 (10-3-1, First Place)

Coach: Chuck Knox		Rams	Opp.
Atlanta	(A)	30	14
Minnesota	(A)	10	10(OT)
New York Giants	(H)	24	10
Miami	(A)	31	28
San Francisco	(H)	0	16
Chicago	(H)	20	12
New Orleans	(A)	16	10
Seattle	(H)	45	6
Cincinnati	(A)	12	20
St. Louis	(H)	28	30
San Francisco	(A)	23	3
New Orleans	(H)	33	14
Atlanta	(H)	59	0
Detroit	(A)	20	7
		<u>351</u>	<u>190</u>
*Dallas	(A)	14	12
†Minnesota	(A)	13	24

1974 (10-4-0, First Place)

Coach: Chuck Knox		Rams	Opp.
Denver	(A)	17	10
New Orleans	(H)	24	0
New England	(A)	14	20
Detroit	(H)	16	13
Green Bay	(A)	6	17
San Francisco	(H)	37	14
New York Jets	(A)	20	13
San Francisco	(A)	15	13
Atlanta	(H)	21	0
New Orleans	(A)	7	20
Minnesota	(H)	20	17
Atlanta	(A)	30	7
Washington	(H)	17	23
Buffalo	(H)	19	14
		<u>263</u>	<u>181</u>
*Washington	(H)	19	10
†Minnesota	(A)	10	14

1977 (10-4, First Place)

Coach: Chuck Knox		Rams	Opp.
Atlanta	(A)	6	17
Philadelphia	(H)	20	0
San Francisco	(H)	34	14
Chicago	(A)	23	24
New Orleans	(H)	14	7
Minnesota	(H)	35	3
New Orleans	(A)	26	27
Tampa Bay	(H)	31	0
Green Bay	(A)	24	6
San Francisco	(A)	23	10
Cleveland	(A)	9	0
Oakland	(H)	20	14
Atlanta	(H)	23	7
Washington	(A)	14	17
		<u>7</u>	<u>14</u>
*Minnesota	(H)		
*NFC Playoff Game			
†NFC Championship Game			

Pre-Season Games Results

Won-Lost Summary

(1946-1977)	Rams Opp.	Won	Won	Tie
Rams vs. Service teams	7	0	0	0
Rams vs. Hawaiian Warriors	2	0	0	0
Rams vs. Cal. All-Stars	2	0	0	0
Rams vs. Boston Yanks	1	0	0	0
Rams vs. N. Y. Bulldogs	1	0	0	0
Rams vs. Colts	1	0	0	0
Rams vs. Oilers	2	0	0	0
Rams vs. Raiders	3	4	0	0
Rams vs. Bears	1	1	0	0
Rams vs. Lions	1	0	1	0
Rams vs. Cowboys	10	7	0	0
Rams vs. Steelers	3	1	0	0
Rams vs. Redskins	12	6	0	0
Rams vs. Cards	7	3	0	0
Rams vs. 49ers	19	7	0	0
Rams vs. Vikings	2	4	0	0
Rams vs. College All-Stars	1	1	0	0
Rams vs. Browns	13	9	1	0
Rams vs. Giants	5	7	1	0
Rams vs. Eagles	5	7	1	0
Rams vs. Saints	2	0	0	0
Rams vs. Chargers	5	4	0	0
Rams vs. Chiefs	4	3	0	0
Rams vs. Bills	2	1	0	0
Rams vs. Patriots	1	0	0	0
Rams vs. Dolphins	1	1	0	0
Rams vs. Seahawks	1	0	0	0
Rams vs. Buccaneers	1	0	0	0
TOTALS	115	66	4	

1951

San Diego	11th Naval Dist.	55	2
Los Angeles	Washington	58	14
Los Angeles	Chicago Bears	42	14
Little Rock	Philadelphia	31	26
Salt Lake City	Chicago Cards	21	36
Cleveland	Cleveland	6	7
New York	N. Y. Giants	23	21

1952

San Diego	11th Naval Dist.	45	6
Chicago	College All-Stars	10	7
Los Angeles	Washington	45	23
Portland	Chicago Cards	24	14
Los Angeles	San Francisco	7	17
Philadelphia	Philadelphia	14	35
New York	N. Y. Giants	17	30

1953

Long Beach	Ford Ord	24	0
San Diego	11th Naval Dist.	72	19
Los Angeles	Washington	20	7
Los Angeles	Cleveland	27	9
Los Angeles	San Francisco	35	10
Portland	Chicago Cards	10	23
Little Rock	Philadelphia	17	28
Pittsburgh	Pittsburgh	49	6

1954

Long Beach	Fort Ord	34	13
Portland	N. Y. Giants	30	7
Los Angeles	Washington	27	7
Los Angeles	Cleveland	38	10
Portland	Chicago Cards	51	17
Los Angeles	San Francisco	27	28
San Antonio	Philadelphia	21	24

1955

Long Beach	Fort Ord	44	17
Portland	Pittsburgh	35	24
Los Angeles	Washington	28	31
Portland	N. Y. Giants	23	17
Los Angeles	Cleveland	38	21
Los Angeles	San Francisco	10	31
Denver	Philadelphia	21	35

1956

Long Beach	Armed Forces	62	7
Los Angeles	Washington	21	39
Los Angeles	Cleveland	17	6
Seattle	N. Y. Giants	10	20
Los Angeles	Chicago Cards	69	21
Los Angeles	San Francisco	33	24
Portland	Pittsburgh	17	20

1957

Long Beach	Cal. All-Stars	84	0
Los Angeles	Washington	45	14
Los Angeles	N. Y. Giants	7	24
Portland	Chicago Cards	63	21
Los Angeles	Cleveland	20	14
Los Angeles	San Francisco	58	27
Mobile	Washington	14	3

Place	Opponent	Scores	
		Rams	Opp.
1946			
Chicago	College All-Stars	0	16
Los Angeles	Washington	16	14
1947			
Los Angeles	Washington	20	7
Des Moines	Boston Yanks	24	0
Indianapolis	Detroit	21	0
New York	N. Y. Giants	3	30
1948			
Los Angeles	Washington	10	21
Honolulu	Hawaiian Warriors	41	20
Honolulu	Hawaiian Warriors	42	7
Dallas	Philadelphia	7	21
1949			
Los Angeles	Washington	28	34
San Antonio	N. Y. Bulldogs	21	14
Little Rock	Philadelphia	24	24
Omaha	N. Y. Giants	14	7
1950			
Los Angeles	Washington	14	17
Los Angeles	Chicago Cards	34	31
Los Angeles	Philadelphia	14	49
San Antonio	Baltimore	70	21
New York	N. Y. Giants	14	24

1958			1966		
Pasadena	Cal. All-Stars	73 0	Los Angeles	Cleveland	16 6
Los Angeles	Washington	31 10	Los Angeles	Dallas	10 20
Los Angeles	N. Y. Giants	38 10	Minnesota	Minnesota	10 24
Los Angeles	Cleveland	10 13	Los Angeles	St. Louis	32 14
Seattle	Chicago Cards	26 27	Los Angeles	San Francisco	29 0
Los Angeles	San Francisco	40 38			
Los Angeles	Pittsburgh	31 6			
1959			1967		
Boulder	Detroit	20 20	Anaheim	New Orleans	16 7
Los Angeles	Washington	21 23	Los Angeles	Dallas	20 6
Los Angeles	Chicago Cards	34 21	Los Angeles	Cleveland	24 17
Los Angeles	Cleveland	24 27	San Diego	San Diego	50 7
Los Angeles	San Francisco	48 14	Los Angeles	Kansas City	44 24
Los Angeles	Philadelphia	31 28	Los Angeles	San Francisco	34 7
1960			1968		
Los Angeles	Philadelphia	7 20	Anaheim	New Orleans	21 17
Los Angeles	Washington	26 21	Los Angeles	Cleveland	23 21
Los Angeles	Cleveland	22 17	Los Angeles	Dallas	10 42
Pendleton	Dallas	49 14	San Diego	San Diego	13 35
Los Angeles	San Francisco	28 17	Los Angeles	Kansas City	36 16
Los Angeles	N. Y. Giants	6 20	Los Angeles	San Francisco	21 20
1961			1969		
Los Angeles	Washington	26 7	Los Angeles	Dallas	24 17
Los Angeles	N. Y. Giants	17 17	Los Angeles	Cleveland	3 10
Los Angeles	Cleveland	17 34	Los Angeles	Kansas City	14 42
Los Angeles	San Francisco	20 38	San Diego	San Diego	24 14
Minnesota	Minnesota	21 17	Los Angeles	Buffalo	50 20
			Anaheim	San Francisco	31 28
1962			1970		
Los Angeles	Washington	37 7	Los Angeles	Cleveland	30 17
Portland	Minnesota	33 24	Los Angeles	Dallas	17 10
Los Angeles	N. Y. Giants	24 31	Los Angeles	Oakland	34 23
Los Angeles	Cleveland	24 26	San Diego	San Diego	16 14
Los Angeles	San Francisco	3 19	Pasadena	Houston	20 3
			Los Angeles	San Francisco	17 14
1963			1971		
Los Angeles	Dallas	14 17	Canton, O.	Houston	17 6
Los Angeles	Minnesota	3 27	Los Angeles	Dallas	21 45
Portland	Dallas	20 17	Los Angeles	Cleveland	17 5
Los Angeles	Cleveland	14 23	Berkeley	Oakland	7 20
Los Angeles	San Francisco	17 0	Foxboro, Mass.	New England	31 21
			Los Angeles	San Diego	14 20
			Los Angeles	San Francisco	23 20
1964			1972		
Los Angeles	Dallas	17 6	Los Angeles	Cleveland	13 3
Los Angeles	Cleveland	31 56	Los Angeles	Dallas	13 27
Portland	Dallas	25 16	Los Angeles	Oakland	9 34
Los Angeles	Minnesota	23 34	Kansas City	Kansas City	13 19
Los Angeles	San Francisco	21 17	San Diego	San Diego	13 14
			Los Angeles	San Francisco	14 17
1965			1973		
Los Angeles	Dallas	9 0	Los Angeles	Dallas	7 24
Los Angeles	Cleveland	19 21	Los Angeles	Cleveland	21 21
Nashville	Chicago	14 28	Berkeley	Oakland	3 16
Los Angeles	Philadelphia	10 0	Miami	Miami	14 17
Los Angeles	San Francisco	34 14	Los Angeles	San Diego	30 17
			Los Angeles	San Francisco	38 10

1974

Los Angeles	Cleveland	24	21
Los Angeles	Dallas	6	13
Los Angeles	Kansas City	58	16
Los Angeles	Miami	31	13
San Diego	San Diego	30	16
San Francisco	San Francisco	17	7

1976

Los Angeles	Tampa Bay	26	3
Los Angeles	Dallas	26	14
Seattle	Seattle	16	13
Oakland	Oakland	23	14
Los Angeles	Buffalo	31	17
Los Angeles	San Francisco	10	3

1975

Los Angeles	Dallas	35	7
Los Angeles	San Francisco	10	6
Buffalo	Buffalo	24	31
Kansas City	Kansas City	14	6
Los Angeles	Philadelphia	35	0
Los Angeles	Oakland	6	0

1977

Los Angeles	Minnesota	17	22
Los Angeles	Philadelphia	20	3
San Francisco	San Francisco	14	23
Kansas City	Kansas City	19	27
Los Angeles	San Diego	25	26
Los Angeles	Oakland	0	21

Rams vs. NFL (1946-1977)

	Won	Lost	Tied	Rams Pcl.	Rams Total Pts.	Opp. Total Pts.	Rams Avg. Pts.	Opp. Avg. Pts.
Rams vs. New York Yanks	4	0	0	1.000	190	98	48	25
Rams vs. Kansas City	1	0	0	1.000	23	13	23	13
Rams vs. New York Bulldogs	1	0	0	1.000	42	20	42	20
Rams vs. Houston	1	0	0	1.000	31	26	31	26
Rams vs. Buffalo	2	0	0	1.000	38	14	19	7
Rams vs. San Diego	2	0	0	1.000	50	20	25	10
Rams vs. Seattle	1	0	0	1.000	45	6	45	6
Rams vs. Tampa Bay	1	0	0	1.000	31	0	31	0
Rams vs. Pittsburgh	9	1	1	.864	282	153	26	14
Rams vs. New York Giants	10	2	0	.833	364	192	30	16
Rams vs. Atlanta	18	3	2	.826	514	222	22	10
Rams vs. New Orleans	14	4	0	.778	467	267	26	15
Rams vs. San Francisco	35	19	2	.643	1370	1053	24	19
Rams vs. Green Bay	32	19	1	.625	1342	1065	26	20
Rams vs. Philadelphia	9	6	1	.594	342	289	21	18
Rams vs. Dallas	6	6	0	.545	247	229	22	21
Rams vs. Detroit	27	24	1	.529	1108	1011	21	19
Rams vs. St. Louis	9	8	2	.526	465	410	24	22
Rams vs. New York Jets	1	1	0	.500	40	44	20	22
Rams vs. Miami	1	1	0	.500	45	48	23	24
Rams vs. Denver	1	1	0	.500	27	26	14	13
Rams vs. Cincinnati	1	1	0	.500	27	32	14	16
Rams vs. Oakland	1	1	0	.500	37	59	19	30
Rams vs. Baltimore	15	20	2	.432	833	806	23	22
Rams vs. Washington	4	6	1	.409	269	257	24	23
Rams vs. Chicago	19	29	3	.402	1112	1206	22	24
Rams vs. Minnesota	8	15	2	.360	492	515	20	21
Rams vs. Boston Yanks	0	2	0	.000	37	67	19	34
Rams vs. New England	0	1	0	.000	14	20	14	20
Totals	239	176	16	.573	10179	8359	24	19

Note: Above table includes world championship games in 1949, 1950, 1951 and 1955; conference and divisional playoff games in 1950, 1952, 1967, 1969, 1973, 1974, 1975, 1976 and 1977 and the 1968 and 1970 Runner-Up Bowl games.

RAMS — ATLANTA SERIES

(Rams lead series, 18-3-2)

- 1966—Rams, 19-14 (A)
 1967—Rams, 31-3 (A)
 Rams, 20-3 (LA)
 1968—Rams, 27-14 (LA)
 Rams, 17-10 (A)
 1969—Rams, 17-7 (LA)
 Rams, 38-6 (A)
 1970—Tie, 10-10 (LA)
 Rams, 17-7 (A)
 1971—Tie, 20-20 (LA)
 Rams, 24-16 (A)
 1972—Falcons, 31-3 (A)
 Rams, 20-7 (LA)
 1973—Rams, 31-0 (LA)
 Falcons, 15-13 (A)
 1974—Rams, 21-0 (LA)
 Rams, 30-7 (A)
 1975—Rams, 22-7 (LA)
 Rams, 16-7 (A)
 1976—Rams, 30-14 (A)
 Rams, 59-0 (LA)
 1977—Falcons, 17-6 (A)
 Rams, 23-7 (LA)

(Points—Rams 514, Falcons 222)

RAMS — BALTIMORE SERIES

(Colts lead series, 20-15-2)

- 1950—Rams, 70-27 (LA)
 1953—Rams, 21-13 (B)
 Rams, 45-2 (LA)
 1954—Rams, 48-0 (B)
 Colts, 22-21 (LA)
 1955—Tie, 17-17 (B)
 Rams, 20-14 (LA)
 1956—Colts, 56-21 (B)
 Rams, 31-7 (LA)
 1957—Colts, 31-14 (B)
 Rams, 37-21 (LA)
 1958—Colts, 34-7 (B)
 Rams, 30-28 (LA)
 1959—Colts, 35-21 (B)
 Colts, 45-26 (LA)
 1960—Colts, 31-17 (B)
 Rams, 10-3 (LA)
 1961—Colts, 27-24 (B)
 Rams, 34-17 (LA)
 1962—Colts, 30-27 (B)
 Colts, 14-2 (LA)
 1963—Rams, 17-16 (LA)
 Colts, 19-16 (B)
 1964—Colts, 35-20 (B)
 Colts, 24-7 (LA)
 1965—Colts, 35-20 (B)
 Colts, 20-17 (LA)
 1966—Colts, 17-3 (LA)
 Rams, 23-7 (B)
 1967—Tie, 24-24 (B)
 Rams, 34-10 (LA)
 1968—Colts, 27-10 (B)
 Colts, 28-24 (LA)
 1969—Rams, 27-20 (B)
 Colts, 13-7 (LA)
 1971—Colts, 24-17 (B)
 1975—Rams, 24-13 (LA)
 (Points—Rams 833, Colts 806)

RAMS — BUFFALO SERIES

(Rams lead series, 2-0)

- 1970—Rams, 19-0 (B)
 1974—Rams, 19-14 (LA)
 (Points—Rams 38, Bills 14)

RAMS — CHICAGO SERIES

(Bears lead series, 29-19-3)

- 1946—Tie, 28-28 (C)
 Bears, 27-21 (LA)
 1947—Bears, 41-21 (LA)
 Rams, 17-14 (C)
 1948—Bears, 42-21 (C)
 Bears, 21-6 (LA)
 1949—Rams, 31-16 (C)
 Rams, 27-24 (LA)
 1950—Bears, 24-20 (LA)
 Bears, 24-14 (C)
 *Rams, 24-14 (LA)
 1951—Rams, 42-17 (C)
 1952—Rams, 31-7 (LA)
 Rams, 40-24 (C)
 1953—Rams, 38-24 (LA)
 Bears, 24-21 (C)
 1954—Rams, 42-38 (LA)
 Bears, 24-13 (C)
 1955—Bears, 31-20 (LA)
 Bears, 24-3 (C)
 1956—Bears, 35-24 (LA)
 Bears, 30-21 (C)
 1957—Bears, 34-26 (C)
 Bears, 16-10 (LA)
 1958—Bears, 31-10 (C)
 Rams, 41-35 (LA)
 1959—Rams, 28-21 (C)
 Bears, 26-21 (LA)
 1960—Bears, 34-27 (C)
 Tie, 24-24 (LA)
 1961—Bears, 21-17 (LA)
 Bears, 28-24 (C)
 1962—Bears, 27-23 (LA)
 Bears, 30-14 (C)
 1963—Bears, 52-14 (LA)
 Bears, 6-0 (C)
 1964—Bears, 38-17 (C)
 Bears, 34-24 (LA)
 1965—Rams, 30-28 (LA)
 Bears, 31-6 (C)
 1966—Rams, 31-17 (LA)
 Bears, 17-10 (C)
 1967—Rams, 28-17 (C)
 1968—Bears, 17-16 (LA)
 1969—Rams, 9-7 (C)
 1971—Rams, 17-3 (LA)
 1972—Tie, 13-13 (C)
 1973—Rams, 26-0 (C)
 1975—Rams, 38-10 (LA)
 1976—Rams, 20-12 (LA)
 1977—Bears, 24-23 (C)
 (Points—Bears 1,206, Rams 1,112)
 *Conference Playoff

RAMS — CINCINNATI SERIES

(Series tied, 1-1)

- 1972—Rams, 15-12 (LA)
 1976—Bengals, 20-12 (C)
 (Points—Bengals 32, Rams 27)

RAMS — CLEVELAND SERIES

(Browns lead series, 7-5)

- 1950—*Browns, 30-28 (C)
 1951—Browns, 38-23 (LA)
 *Rams, 24-17 (LA)
 1952—Browns, 37-7 (C)
 1955—*Browns, 38-14 (LA)
 1957—Browns, 45-31 (C)
 1958—Browns, 30-27 (LA)
 1963—Browns, 20-6 (C)
 1965—Rams, 42-7 (LA)

1968—*Rams, 30-6 (Miami)

- Rams, 24-6 (C)
 1973—Rams, 30-17 (LA)
 1977—Rams, 9-0 (C)
 (Points—Browns 291, Rams 295)
 *NFL Championship
 **Playoff Bowl

RAMS — DALLAS SERIES

(Rams lead series, 6-5)

- 1960—Rams, 38-13 (D)
 1962—Cowboys, 27-17 (LA)
 1967—Rams, 35-13 (D)
 1969—Rams, 24-23 (LA)
 1970—*Rams, 31-0 (Miami)
 1971—Cowboys, 28-21 (D)
 1973—Rams, 37-31 (LA)
 **Cowboys, 27-16 (D)
 1975—Cowboys, 18-7 (D)
 ***Cowboys, 37-7 (LA)
 1976—**Rams, 14-12 (D)
 (Points—Rams 247, Cowboys 229)

*Playoff Bowl

**NFC Divisional Playoff

***NFC Championship Game

RAMS — DENVER SERIES

(Series tied, 1-1)

- 1972—Broncos, 16-10 (LA)
 1974—Rams, 17-10 (D)
 (Points—Rams 27, Broncos 26)

RAMS — DETROIT SERIES

(Rams lead series, 27-24-1)

- 1946—Rams, 35-14 (LA)
 Rams, 41-20 (D)
 1947—Rams, 27-13 (D)
 Rams, 28-17 (LA)
 1948—Rams, 44-7 (LA)
 Rams, 34-27 (D)
 1949—Rams, 27-24 (LA)
 Rams, 21-10 (D)
 1950—Rams, 30-28 (D)
 Rams, 65-24 (LA)
 1951—Rams, 27-21 (D)
 Lions, 24-22 (LA)
 1952—Lions, 17-14 (LA)
 Lions, 24-16 (D)
 *Lions, 31-21 (D)
 1953—Rams, 31-19 (D)
 Rams, 37-24 (LA)
 1954—Lions, 21-3 (D)
 Lions, 27-24 (LA)
 1955—Rams, 17-10 (D)
 Rams, 24-13 (LA)
 1956—Lions, 24-21 (D)
 Lions, 16-7 (LA)
 1957—Lions, 10-7 (D)
 Rams, 35-17 (LA)
 1958—Rams, 42-28 (D)
 Lions, 41-24 (LA)
 1959—Lions, 17-7 (LA)
 Lions, 23-17 (D)
 1960—Rams, 48-35 (LA)
 Lions, 12-10 (D)
 1961—Lions, 14-13 (D)
 Lions, 28-10 (LA)
 1962—Lions, 13-10 (D)
 Lions, 12-3 (LA)
 1963—Lions, 23-2 (LA)
 Rams, 28-21 (D)

1964—Tie, 17-17 (LA)
Lions, 37-17 (D)
1965—Lions, 20-0 (D)
Lions, 31-7 (LA)
1966—Rams, 14-7 (D)
Rams, 23-3 (LA)
1967—Rams, 31-7 (D)
1968—Rams, 10-7 (LA)
1969—Lions, 28-0 (D)
1970—Lions, 28-23 (LA)
1971—Rams, 21-13 (D)
1972—Lions, 34-17 (LA)
1974—Rams, 16-13 (LA)
1975—Rams, 20-0 (D)
1976—Rams, 20-17 (D)
(Points—Rams 1,108, Lions 1,011)

*Conference Playoff

RAMS — GREEN BAY SERIES

(Rams lead series, 32-19-1)

1946—Rams, 21-17 (Mil)
Rams, 38-17 (LA)
1947—Packers, 17-14 (Mil)
Packers, 30-10 (LA)
1948—Packers, 16-0 (GB)
Rams, 24-10 (LA)
1949—Rams, 48-7 (GB)
Rams, 35-7 (LA)
1950—Rams, 45-14 (Mil)
Rams, 51-14 (LA)
1951—Rams, 28-0 (Mil)
Rams, 42-14 (LA)
1952—Rams, 30-28 (Mil)
Rams, 45-27 (LA)
1953—Rams, 38-20 (Mil)
Rams, 33-17 (LA)
1954—Packers, 35-17 (Mil)
Rams, 35-27 (LA)
1955—Packers, 30-28 (Mil)
Rams, 31-17 (LA)
1956—Packers, 42-17 (Mil)
Rams, 49-21 (LA)
1957—Rams, 31-27 (Mil)
Rams, 42-17 (LA)
1958—Rams, 20-7 (GB)
Rams, 34-20 (LA)
1959—Rams, 45-6 (Mil)
Packers, 38-20 (LA)
1960—Rams, 33-31 (Mil)
Packers, 35-21 (LA)
1961—Packers, 35-17 (GB)
Packers, 24-17 (LA)
1962—Packers, 41-10 (Mil)
Packers, 20-17 (LA)
1963—Packers, 42-10 (GB)
Packers, 31-14 (LA)
1964—Rams, 27-17 (Mil)
Tie, 24-24 (LA)
1965—Packers, 6-3 (Mil)
Rams, 21-10 (LA)
1966—Packers, 24-13 (GB)
Packers, 27-23 (LA)
1967—Rams, 27-24 (LA)
*Packers, 28-7 (Mil)
1968—Rams, 16-14 (Mil)
1969—Rams, 34-21 (LA)
1970—Rams, 31-21 (GB)
1971—Rams, 30-13 (LA)
1973—Rams, 24-7 (LA)
1974—Packers, 17-6 (Mil)
1975—Rams, 22-5 (LA)
1977—Rams 24-6 (Mil)
(Points—Rams 1,342
Packers 1,065)

*Conference Playoff

RAMS — HOUSTON SERIES

(Rams lead series, 1-0)

1973—Rams, 31-26 (H)

RAMS — KANSAS CITY SERIES

(Rams lead series, 1-0)

1973—Rams, 23-13 (KC)

RAMS — MIAMI SERIES

(Series tied, 1-1)

1971—Dolphins, 20-14 (LA)

1976—Rams, 31-28 (M)

(Points—Dolphins 48, Rams 45)

RAMS — MINNESOTA SERIES

(Vikings lead series, 15-8-2)

1961—Rams, 31-17 (LA)

Vikings, 42-21 (M)

1962—Vikings, 38-14 (LA)

Tie, 24-24 (M)

1963—Rams, 27-24 (LA)

Vikings, 21-13 (M)

1964—Rams, 22-13 (LA)

Vikings, 34-13 (M)

1965—Vikings, 38-35 (LA)

Vikings, 24-13 (M)

1966—Vikings, 35-7 (M)

Rams, 21-6 (LA)

1967—Rams, 39-3 (LA)

1968—Rams, 31-3 (M)

1969—Vikings, 20-13 (LA)

*Vikings, 23-20 (M)

1970—Vikings, 13-3 (M)

1972—Vikings, 45-41 (LA)

1973—Vikings, 10-9 (M)

1974—Rams, 20-17 (LA)

**Vikings, 14-10 (M)

1976—Tie, 10-10 (M)

**Vikings, 24-13 (M)

1977—Rams, 35-3 (LA)

†Vikings, 14-7 (LA)

(Points—Vikings 515, Rams 492)

*Conference Championship

**NFC Championship

†Divisional Playoff

RAMS — NEW ENGLAND SERIES

(Patriots lead series, 1-0)

1974—Patriots, 20-14 (NE)

RAMS — NEW ORLEANS SERIES

(Rams lead series, 14-4)

1967—Rams 27-13 (NO)

1969—Rams, 36-17 (LA)

1970—Rams, 30-17 (NO)

Rams, 34-16 (LA)

1971—Saints, 24-20 (NO)

Rams, 45-26 (LA)

1972—Rams, 34-14 (LA)

Saints, 19-16 (NO)

1973—Rams, 29-7 (LA)

Rams, 24-13 (NO)

1974—Rams, 24-0 (LA)

Saints, 20-7 (NO)

1975—Rams, 38-14 (NO)

Rams, 14-7 (NO)

1976—Rams, 16-10 (NO)

Rams, 33-14 (LA)

1977—Rams, 14-7 (LA)

Saints, 27-26 (NO)

Points—Rams 467, Saints 267)

RAMS — N. Y. GIANTS SERIES

(Rams lead series, 10-2)

1946—Rams, 31-21 (NY)

1947—Rams, 34-10 (LA)

1948—Rams, 52-37 (NY)

1953—Rams, 21-7 (LA)

1954—Rams, 17-16 (NY)

1959—Giants, 23-21 (LA)

1961—Giants, 24-14 (NY)

1966—Rams, 55-14 (LA)

1968—Rams, 24-21 (LA)

1970—Rams, 31-3 (NY)

1973—Rams, 40-6 (LA)

1976—Rams, 24-10 (LA)

(Points—Rams 364, Giants 192)

RAMS — N. Y. JETS SERIES

(Series tied, 1-1)

1970—Jets, 31-20 (LA)

1974—Rams, 20-13 (NY)

(Points—Jets 44, Rams 40)

RAMS — OAKLAND SERIES

(Series tied, 1-1)

1972—Raiders, 45-17 (O)

1977—Rams, 20-14 (LA)

(Points—Raiders 59, Rams 37)

RAMS — PHILADELPHIA SERIES

(Rams lead series, 9-6-1)

1946—Eagles, 25-14 (LA)

1947—Eagles, 14-7 (P)

1948—Tie, 28-28 (LA)

1949—Eagles, 38-14 (P)

*Eagles, 14-0 (LA)

1950—Eagles, 56-20 (P)

1955—Rams, 23-21 (P)

1956—Rams, 27-7 (LA)

1957—Rams, 17-13 (LA)

1959—Eagles, 23-20 (P)

1964—Rams, 20-10 (LA)

1967—Rams, 33-17 (LA)

1969—Rams, 23-17 (P)

1972—Rams, 34-3 (P)

1975—Rams, 42-3 (P)

1977—Rams, 20-0 (LA)

(Points—Rams 342, Eagles 289)

RAMS — PITTSBURGH SERIES

(Rams lead series, 9-1-1)

1947—Rams, 48-7 (P)

1948—Rams, 31-14 (LA)

1949—Tie, 7-7 (P)

1952—Rams, 26-14 (LA)

1955—Rams, 27-26 (LA)

1956—Steelers, 30-13 (P)

1961—Rams, 24-14 (LA)

1964—Rams, 26-14 (P)

1968—Rams, 45-10 (LA)

1971—Rams, 23-14 (P)

1975—Rams, 10-3 (LA)

(Points—Rams 282, Steelers 153)

*NFL Championship Game

RAMS — *ST. LOUIS SERIES

(Rams lead series 9-8-2)

1946—Cardinals, 34-10 (C)

Rams, 17-14 (LA)

1947—Rams, 27-7 (LA)

Cardinals, 17-10 (C)

1948—Cardinals, 27-22 (LA)

Cardinals, 27-24 (C)

1951—Rams, 45-21 (LA)
 1953—Tie, 24-24 (C)
 1954—Rams, 28-17 (LA)
 1958—Rams, 20-14 (C)
 1960—Cardinals, 43-21 (LA)
 1965—Rams, 27-3 (StL)
 1968—Rams, 24-13 (StL)
 1970—Rams, 34-13 (LA)
 1972—Cardinals, 24-14 (StL)
 1975—**Rams, 35-23 (LA)
 1976—Cardinals, 30-28 (LA)
 (Points—Rams 465, Cardinals 410)

* Franchise in Chicago prior to 1960
 ** NFC Divisional Playoff

RAMS — SAN DIEGO SERIES

(Rams lead series, 2-0)
 1970—Rams, 37-10 (LA)
 1975—*Rams, 13-10 (SD)
 (Points—Rams 50, Chargers 20)

* Overtime

RAMS—SAN FRANCISCO SERIES

(Rams lead series, 35-19-2)

1950—Rams 35-14 (SF)
 Rams, 28-21 (LA)
 1951—49ers, 40-17 (SF)
 Rams, 23-16 (LA)
 1952—Rams, 35-9 (LA)
 Rams, 34-21 (SF)
 1953—49ers, 31-20 (SF)
 49ers, 31-27 (LA)
 1954—Tie, 24-24 (LA)
 Rams, 42-34 (SF)

1955—Rams, 23-14 (SF)
 Rams, 27-14 (LA)
 1956—49ers, 33-30 (SF)
 Rams, 30-6 (LA)
 1957—49ers, 23-20 (SF)
 Rams, 37-24 (LA)
 1958—Rams, 33-3 (SF)
 Rams, 56-7 (LA)
 1959—49ers, 34-0 (SF)
 49ers, 24-16 (LA)
 1960—49ers, 13-9 (SF)
 49ers, 23-7 (LA)
 1961—49ers, 35-0 (SF)
 Rams, 17-7 (LA)
 1962—Rams, 28-14 (SF)
 49ers, 24-17 (LA)
 1963—Rams, 28-21 (LA)
 Rams, 21-17 (SF)
 1964—Rams, 42-14 (LA)
 49ers, 28-7 (SF)
 1965—49ers, 45-21 (LA)
 49ers, 30-27 (SF)
 1966—Rams, 34-3 (LA)
 49ers, 21-13 (SF)
 1967—49ers, 27-24 (LA)
 Rams, 17-7 (SF)
 1968—Rams, 24-10 (LA)
 Tie, 20-20 (SF)
 1969—Rams, 27-21 (SF)
 Rams, 41-30 (LA)
 1970—49ers, 20-6 (LA)
 Rams, 30-13 (SF)
 1971—Rams, 20-13 (SF)
 Rams, 17-6 (LA)
 1972—Rams, 31-7 (LA)
 Rams, 26-16 (SF)
 1973—Rams, 40-20 (SF)
 Rams, 31-13 (LA)

1974—Rams, 37-14 (LA)
 Rams, 15-13 (SF)
 1975—Rams, 23-14 (SF)
 49ers, 24-23 (LA)
 1976—49ers, 16-0 (LA)
 Rams, 23-3 (SF)
 1977—Rams, 34-14 (LA)
 Rams, 23-10 (SF)
 (Points—Rams 1,370, 49ers 1,053)

RAMS — TAMPA BAY SERIES

(Rams lead series, 1-0)
 1977—Rams, 31-0 (LA)

RAMS — SEATTLE SERIES

(Rams lead series, 1-0)
 1976—Rams, 45-6 (LA)

RAMS — WASHINGTON SERIES

(Redskins lead series, 6-4-1)
 1948—Rams, 41-13 (W)
 1949—Rams, 53-27 (LA)
 1951—Redskins, 31-21 (W)
 1962—Redskins 20-14 (W)
 1963—Redskins, 37-14 (LA)
 1967—Tie, 28-28 (LA)
 1969—Rams, 24-13 (W)
 1971—Redskins, 38-24 (LA)
 1974—Redskins, 23-17 (LA)
 *Rams, 19-10 (LA)
 1977—Redskins, 17-14 (W)
 (Points—Rams 269, Redskins 257)

* NFC Divisional Playoff

All-Time Ram Coaches Roster

NOTE: Coaches listed below are those who have been either head or assistant coaches of the Rams since the club moved to Los Angeles in 1946.

Name	College	Yr. Ran	Name	College	Yr. Ran
Allen, George	Michigan	1957-66-70	Levy, Marv	Con	1970
Ansman, Ed	Washington	1974-75	Lindskog, Vic	Stanford	1960-62
Austin, Bill	Oregon State	1965	Madro, Joe	Ohio State	1955-59
Batties, Bill	Brown	1953-54	Malavasi, Ray	Mississippi St	1973-77
Bennett, Lesman	Kentucky	1973-76	Marchionta, Ted	Detroit	1966-70
Brooks, Rich	Oregon State	1971-72	McKittrick, Bobb	Oregon St	1971-72
Campbell, Marion	Georgia	1967-68	McLaughlin, Leon	UCLA	1971-72
Catin, Tom	Oklahoma	1966-77	Meyer, Ken	Denison	1973-76
Crow, London	USC	1963	Patena, Jack	Oregon	1963-66
David, Jim	Colorado State	1960-62	Paul, Don	UCLA	1959-61
Dell, Don	USC	1965	Pitts, Elijah	Philander Smith	1974-77
Dowier, Boyd	Colorado	1970	Pool, Hampton	Stanford	1950-54, 60-62
Durden, Earnest	Oregon State	1971-72	Prochaska, Ray	Nebraska	1966-70, 73-77
Faulkner, Jack	Miami (O.)	1955-59, 73-77	Prothro, Tommy	Duke	1971-72
Fear, Tom	UCLA	1960-61	Richards Ray	Nebraska	1951-52
Gilman, Sid	Ohio State	1965-59	Rymkus, Lou	Notre Dame	1958
Hall, Sid	COP	1971-72	Sauer, John	Army	1963-54
Hein, Mel	Washington State	1950	Schneiker, Bob	Bowling Green	1963-65
Heinrich, Dan	Washington	1963-64	Schnittenberger	Howard, Kentucky	1966-69
Hickey, Howard "Red"	Arkansas	1950-54	Schwenk, Vic	Occidental	1964-65
Knox, Chuck	Yumata	1973-77	Shaughnessy, Clark	Minnesota	1948-49
			Snyder, Bob	Ohio U	1946-49
			Stephenson, Kay	Florida	1977
			Storn, Lowell	Cincinnati	1955-57
			Stydahar, Joe	West Virginia	1947-52
			Sullivan, Joe	No College	1966-70
			Summerall, Pat	Arkansas	1963
			Svare, Harland	Washington St.	1962-65
			Swack, Bill	Columbia	1958
			Taylor, Harlow	NH Highlands	1977
			Thomas, Joe	Ohio Northern	1955-56
			Torgerson, LaVern	Washington St.	1969-70
			Trafton, George	Notre Dame	1946-49
			Vermeli, Dick	San Jose St.	1969, 71-73
			Voris, Dick	San Jose St.	1954
			Wagstaff, Jim	Idaho St.	1973-77
			Wash, Adam	Notre Dame	1946
			Waterfield, Bob	UCLA	1959, 60-62
			Weaver, Larry	Adams State	1971-72
			Weaver, Ralph	Newberry	1954
			Wietochá, Ray	Northwestern	1963-64

Pro Bowl

- 1951 Larry Brink, Glenn Davis, Tom Fears, Dick Hoerner, Dick Huffman, Woodley Lewis, Norm Van Brocklin, Bob Waterfield
 1952 Larry Brink, Elroy Hirsch, Don Paul, Dan Towler, Norm Van Brocklin, Bob Waterfield, Stan West, Tank Younger
 1953 Elroy Hirsch, Don Paul, Dan Towler, Norm Van Brocklin, Stan West, Jim Winkler, Tank Younger
 1954 Elroy Hirsch, Don Paul, Andy Robustelli, Dan Towler, Norm Van Brocklin, Tank Younger
 1955 Bob Boyd, Leon McLaughlin, Duane Putnam, Skeet Quinlan, Les Richter, Dan Towler, Norm Van Brocklin
 1956 Bud McFadin, Duane Putnam, Les Richter, Andy Robustelli, Will Sherman, Norm Van Brocklin, Ron Waller
 1957 Leon Clarke, John Hock, Bud McFadin, Paul Miller, Les Richter, Tom Wilson
 1958 Jon Arnett, Dick Daugherty, Duane Putnam, Les Richter, Tom Wilson
 1959 Jon Arnett, Duane Putnam, Les Richter, Will Sherman, Del Shofner, Bill Wade
 1960 Jon Arnett, Les Richter, Del Shofner
 1961 Jon Arnett, Ed Meador, Jim Phillips, Les Richter
 1962 Jon Arnett, Jim Phillips, Les Richter
 1963 Dick Bass, Merlin Olsen, Jim Phillips, Frank Varrichione
 1964 Dick Bass, Merlin Olsen, Jack Pardee
 1965 David Jones, Ed Meador, Merlin Olsen
 1966 David Jones, Tom McDonald, Ed Meador, Merlin Olsen
 1967 Dick Bass, Maxie Baughan, Bruce Gossett, David Jones, Marlin McKeever, Ed Meador, Merlin Olsen
 1968 Maxie Baughan, Roger Brown, Bernie Casey, Roman Gabriel, David Jones, Les Josephson, Tom Mack, Ed Meador, Merlin Olsen, Jack Snow
 1969 Maxie Baughan, Joe Carollo, Charlie Cowan, Roman Gabriel, Bruce Gossett, David Jones, Tom Mack, Merlin Olsen, Joe Scibelli
 1970 Maxie Baughan, Bob Brown, Charlie Cowan, Roman Gabriel, David Jones, Tom Mack, Merlin Olsen
 1971 Bob Brown, Charlie Cowan, David Jones, Tom Mack, Merlin Olsen
 1972 Willie Ellison, Tom Mack, Merlin Olsen, Isiah Robertson
 1973 Coy Bacon, Dave Chapple, Tom Mack, Merlin Olsen
 1974 Jim Bertelsen, John Hadl, Harold Jackson, Tom Mack, Lawrence McCutcheon, Merlin Olsen, Isiah Robertson, Jack Youngblood
 1975 James Harris, Tom Mack, Lawrence McCutcheon, Merlin Olsen, Isiah Robertson, Jack Youngblood
 1976 Fred Dryer, Harold Jackson, Tom Mack, Lawrence McCutcheon, Merlin Olsen, Jack Reynolds, Isiah Robertson, Jack Youngblood
 1977 Larry Brooks, Monte Jackson, Ron Jessie, Lawrence McCutcheon, Isiah Robertson, Rich Saul, Jack Youngblood
 1978 Larry Brooks, Doug France, Pat Haden, Harold Jackson, Monte Jackson, Tom Mack, Lawrence McCutcheon, Isiah Robertson, Rich Saul, Jack Youngblood

PRO BOWL GAME RESULTS

1951—East 28, West 27	1961—West 35, East 31	1971—NFC 27, AFC 6
1952—West 30, East 13	1962—West 31, East 30	1972—AFC 26, NFC 13
1953—West 37, East 7	1963—East 30, West 20	1973—AFC 33, NFC 28
1954—East 20, West 9	1964—West 31, East 17	1974—AFC 15, NFC 13
1955—West 26, East 9	1965—West 34, East 14	1975—NFC 17, AFC 10
1956—East 31, West 30	1966—East 36, West 7	1976—NFC 23, AFC 20
1957—West 19, East 10	1967—East 20, West 10	1977—AFC 24, NFC 14
1958—West 26, East 7	1968—West 38, East 20	1978—NFC 14, AFC 13
1959—East 28, West 21	1969—West 10, East 7	West 13 wins, East 7 (Prior to 1971)
1960—West 38, East 21	1970—West 16, East 13	AFC 4 wins, NFC 4

All-Time Ram Roster

NOTE: Players listed below are those who have appeared in at least one league game for the Rams since the club moved to Los Angeles in 1946.

Name	(Pos)	College	Yr. Ram
A			
Adams, John (TE)		Cal State L.A.	1963
Agajanian, Ben (PK)		New Mexico	1953
Agler, Bob (RB)		Otterbein	1948-49
Alexander, Kermit (DB)		UCLA	1970-71
Allen, Duane (E)		Santa Ana JC	1961-64
Anderson, Bruce (DE)		Willamette	1966
Arnett, Jon (RB)		USC	1957-63
Atkins, Pervis (RB)		N. Mex. State	1961-63

B			
Bacon, Coy (DT)		Jackson State	1968-72
Bagarus, Steve (RB)		Notre Dame	1947
Baker, John (DT)		No. Car. College	1958-61
Baker, Terry (QB-RB)		Oregon St.	1963-65
Baker, Tony (RB)		Iowa State	1973-74
Banta, Jack (RB)		USC	1946-48
Barry, Paul (RB)		Tulsa	1950-52
Bass, Dick (RB)		Pacific	1960-69
Baughan, Maxie (LB)		Georgia Tech	1966-70
Beathard, Pete (QB)		USC	1972
Benton, Jim (E)		Arkansas	1946-47
Bertelsen, Jim (RB)		Texas	1972-76
Bighead, Jack (E)		Pepperdine	1955
Bleeker, Mel (RB)		USC	1947
Bouley, Gil (T)		Boston College	1946-50
Bowers, Bill (DB)		USC	1954
Boyd, Bob (E)		Loyola (L.A.)	1950-57
Boeke, Jim (T)		Heidelberg	1960-63
Braatz, Tom (E)		Marquette	1958
Bradshaw, Charlie (T)		Baylor	1958-60
Bratkowski, Zeke (QB)		Georgia	1961-63
Bravo, Alex (DB)		Cal Poly (SLO)	1957-58
Breen, Gene (LB)		Virginia Tech	1967-68
Brink, Larry (DE)		No. Illinois St.	1948-53
Brito, Gene (DE)		Loyola (L.A.)	1959-60
Britt, Charley (DB)		Georgia	1960-63
Brooks, Larry (DT)		Va. St. (Petersburg)	1972-77
Brown, Bob (T)		Nebraska	1969-70
Brown, Fred (LB)		Miami (Fla.)	1965
Brown, Roger (DT)		Maryland State	1967-69
Brown, Willie (E-RB)		USC	1964-65
Brudzinski, Bob (LB)		Ohio State	1977
Bruney, Fred (DB)		Ohio State	1958
Bryant, Cullen (DB-RB)		Colorado	1973-77
Budka, Frank (DB)		Notre Dame	1964
Bukich, Rudy (QB)		USC	1953-56
Burke, Mike (P)		Miami (Fla.)	1974
Burman, George (C-G)		Northwestern	1967-70
Burroughs, Don (DB)		Colorado A&M	1955-59
Buzin, Rich (T)		Penn State	1971
Byrd, Mac (LB)		USC	1965

C			
Cahill, Dave (DT)		Northern Arizona	1967
Cappelletti, John (RB)		Penn State	1974-77
Carrell, Duane (P)		Florida St.	1975
Carey, Bob (E)		Michigan State	1952, 54, 56
Carollo, Joe (T)		Notre Dame	1962-68, 71
Casey, Bernie (WR)		Bowling Green	1967-68
Cash, Rick (DE)		Northeast Missouri	1969-70
Casner, Ken (T)		Baylor	1952
Cason, Jim (DB)		LSU	1955-56
Castete, Jesse (DB)		McNeese State	1956-57
Champagne, Ed (T)		LSU	1947-50
Chapple, Dave (P)		Cal-Santa Barbara	1972-74
Chuy, Don (G)		Clemson	1963-68
Clark, Al (CB)		Eastern Michigan	1972-75
Clarke, Leon (E)		USC	1956-59
Collier, Bob (T)		SMU	1951
Cordileone, Lou (LB)		Clemson	1962
Corn, Joe (RB)		No College	1948
Cothren, Paige (PK)		Mississippi	1957-58
Cowan, Charlie (T)		N. Mex. Highlands	1961-75
Cowhig, Jerry (RB)		Notre Dame	1947-49
Cowlings, Al (DE)		USC	1975, 1977
Coyle, Ross (DB)		Oklahoma	1961
Crabb, Claude (DB)		Colorado	1966-68
Cromwell, Nolan (DB)		Kansas	1977
Cross, Bobby (T)		Kilgore JC	1954-55
Cross, Irv (DB)		Northwestern	1966-68
Crow, Lindon (DB)		USC	1961-64
Curran, Pat (TE-RB)		Lakeland	1969-74
Currie, Dan (LB)		Michigan State	1965-66
Curry, Bill (C)		Georgia Tech	1974
Currvan, Don (DE)		Boston College	1948-49

D			
Dahms, Tom (T)		San Diego St.	1951-54
Dale, Carroll (E)		VPI	1960-64
Daniel, Willie (DB)		Mississippi State	1967-69
Daugherty, Dick (LB)		Oregon	1951-58
David, Bob (G)		Villanova	1947-48
Davis, Glenn (RB)		Army	1950-51
Davis, Roger (G)		Syracuse	1964
Dean, Hal (G)		Ohio State	1947-49
DeFruiter, Bob (DB)		Nebraska	1948
deLauer, Bob (C)		USC	1946
DeMarco, Bob (C)		Dayton	1975
Dempsey, Tom (K)		Palomar JC	1975-76
Dennis, Mike (RB)		Mississippi	1968-69
Dickson, Paul (T)		Baylor	1959
Doll, Don (DB)		USC	1954
Dougherty, Bob (LB)		Kentucky	1957
Drake, Bill (DB)		Oregon	1973-74
Dryer, Fred (DE)		San Diego State	1972-77
Dwyer, Jack (DB)		Loyola (L.A.)	1952-54
Dyer, Henry (RB)		Grambling	1966-68

E			
Eason, Roger (G)		Oklahoma	1946-48

Ekern, Carl (LB), San Jose St.	1976-77
Elmendorf, Dave (DB), Texas A&M	1971-77
Ellena, Jack (MG), UCLA	1955-56
Ellersick, Don (DB), Washington St.	1960
Ellison, Willie (RB), Texas Southern	1967-72
Evey, Dick (DT), Tennessee	1970
Ezerins, Vilnis (RB), Whitewater St.	1968

F

Fanning, Mike (DT), Notre Dame	1975-77
Fanning, Stan (DE), Idaho	1963
Farmer, Tom (RB), Iowa	1946
Fawcett, Jake (T), SMU	1946
Fears, Tom (E), UCLA	1948-56
Ferragamo, Vince (QB), Nebraska	1977
Ferris, Neil (DB), Loyola (L.A.)	1953
Finch, Karl (E), Cal Poly (Pom)	1962
Finlay, Jack (G), UCLA	1947-51
Fournet, Sid (D), LSU	1955-56
France, Doug (T), Ohio St.	1975-77
Franchhauser, Tom (DB), Purdue	1959
Fry, Bob (T), Kentucky	1953-59
Fuller, Frank (DT), Kentucky	1953-58

G

Gabriel, Roman (QB), No. Carolina St.	1962-72
Geddes, Ken (LB), Nebraska	1971-75
Gehrke, Fred (RB), Utah	1946-49
George, Bill (LB), Wake Forest	1966
Gerdine, Tom (WR), Northeast Missouri St.	1976
Gordon, Dick (WR), Michigan State	1972-73
Gossett, Bruce (PK), Richmond	1964-69
Gremminger, Hank (DB), Baylor	1966
Grier, Roosevelt (DT), Penn State	1963-66
Griffin, Bob (C), Arkansas	1953-57
Griffin, John (DB), Memphis State	1963
Guillory, Anthony (LB), Lamar Tech	1965, 67-68
Guzik, John (LB), Pittsburgh	1959-60

H

Haden, Pat (QB), USC	1976-77
Hadl, John (QB), Kansas	1973-74
Hall, Alvin (DB), No. College	1961-63
Halliday, Jack (DT), SMU	1951
Halverson, Dean (LB), Washington	1968, 72
Hamilton, Ray (E), Arkansas	1946-47
Harding, Roger (C), California	1946
Hardy, Jim (QB), USC	1946-48
Harmon, Tom (RB), Michigan	1946-47
Harral, Dennis (G), Miami (Fla.)	1975-77
Harris, James (QB), Grambling	1973-76
Harris, Jim (DB), Oklahoma	1958
Harris, Marv (LB), Stanford	1964
Hauser, Art (DT), Xavier	1954-57
Hayes, Larry (C), Vanderbilt	1962-63
Haymond, Alvin (DB), Southern	1969-71
Haynes, Hall (DB), Santa Clara	1954-56
Heckard, Steve (E), Davidson	1965-66
Hecker, Bob (DB), Baldwin Wallace	1952
Hecker, Norb (DB), Baldwin Wallace	1951-53
Hector, Willie (T), Pacific	1961
Henry, Mike (LB), USC	1962-64
Henry, Urban (DT), Georgia Tech	1961

Hickey, Howard (E), Arkansas	1946-48
Hill, Winston (T), Texas Southern	1977
Hirsch, Elroy (E-RB), Wisconsin	1949-57
Hock, John (G), Santa Clara	1953-57
Hoerner, Dick (RB), Iowa	1947-51
Hoffman, Bob (RB), USC	1946-48
Holladay, Bob (RB), Tulsa	1956
Holovak, Mike (RB), Boston College	1946
Holtzman, Glenn (T), No. Texas St.	1955-58
Hord, Roy (G), Duke	1960-62
Horton, Greg (G), Colorado	1976-77
Horvath, Les (RB), Ohio State	1947-48
Houser, John (C-G), Redlands	1957-59
Howard, Gene (DB), Langston	1971-72
Hubbell, Frank (DE-TE), Tennessee	1947-49
Huffman, Dick (T), Tennessee	1947-50
Hughes, Ed (DB), Tulsa	1954-55
Humphrey, Buddy (QB), Baylor	1959-60
Hunter, Art (C), Notre Dame	1960-64

I

Iglehart, Floyd (DB), Wiley	1958
Iman, Ken (C), Southeast Missouri St.	1965-74

J

Jackson, Harold (WR), Jackson St. 1968, 1973-77	
Jackson, Monte (CB), San Diego St.	1975-77
Jackson, Rusty (P), LSU	1976
Janerette, Charlie (G), Penn State	1960
Jaworski, Ron (QB), Youngstown	1974-76
Jessie, Ron (WR), Kansas	1975-77
Jobko, Bill (LB), Ohio State	1958-62
Jodat, Jim (RB), Carthage	1977
Johns, Freeman (WR), SMU	1976-77
Johnson, Clyde (T), Kentucky	1946-47
Johnson, Marvin (DB), San Jose State	1951-52
Johnson, Mitch (T), UCLA	1969-70
Jones, Cody (DT), San Jose State	1974-77
Jones, David (DE), So. Carolina St.	1961-71
Jones, Jimmy (RB), Washington	1958
Jordan, Jeff (RB), Washington	1970
Josephson, Les (RB), Augustana	1964-67, 69-74

K

Kalmanir, Tom (RB), Nevada	1949-51
Karras, Ted (G), Indiana	1966
Karilivacz, Carl (DB), Syracuse	1959-60
Kay, Rick (LB), Colorado	1973, 1975-77
Keane, Tom (DB), West Virginia	1948-51
Kenerson, John (T), Kentucky St.	1960
Kilgore, Jon (P), Auburn	1965-67
Kimbrough, Elbert (DB), Northwestern	1961
Kirk, Ken (C), Mississippi	1963
Klein, Bob (TE), USC	1969-76
Klosterman, Don (QB), Loyola (L.A.)	1952
Ksionyak, John (QB), St. Bonaventure	1947

L

LaHood, Mike (G), Wyoming	1969, 1971-72
Lamson, Chuck (DB), Wyoming	1965-67
Lane, Dick (DB), Scottsbluff JC	1952-53
Lang, Israel (RB), Tennessee State	1969
Lange, Bill (G), Dayton	1951-52

Lansford, Buck (G), Texas	1958-60
Larsen, Gary (DT), Concordia	1964
Lazetich, Milan (MG), Michigan	1946-50
Lear, Les (G), Manitoba, Canada	1946
Leggett, Earl (DT), LSU	1966
Levy, Len (G), Minnesota	1946
Lewis, Woodley (DB-E), Oregon	1950-55
Lipscomb, Gene (DT), No College	1953-55
Livingston, Cliff (LB), UCLA	1963-65
Long, Bob (LB), UCLA	1960-61
Long, Bob (WR), Wichita State	1970
Lothridge, Billy (P), Georgia Tech	1965
Love, John (WR), North Texas St.	1972
LoVetere, John (DT), Compton JC	1959-62
Lundy, Lamar (DE-TE), Purdue	1957-69

M

Mack, Tom (G), Michigan	1966-77
Magnani, Dante (RB), St. Mary's	1947-48
Marchlewski, Frank (C), Minnesota	1965, 68-69
Marconi, Joe (RB), West Virginia	1959-61
Martin, Aaron (DB), No. Car. College	1964-65
Martin, John (C), Navy	1947-49
Maslowski, Matt (WR), U. of San Diego	1971
Mason, Tommy (RB), Tulane	1967-70
Matheson, Riley (G-LB), Tex. Sch. of Mines	1946-47
Matson, Ollie (RB-E), USF	1959-62
Mayes, Carl (RB), Texas	1952
McCormick, Tom (RB), Pacific	1953-55
McCutcheon, Lawrence (RB), Colo. St.	1972-77
McDonald, Tommy (WR), Oklahoma	1965-66
McFadin, Bud (DT-T), Texas	1952-56
McGee, Willie (WR), Alcorn A&M	1974-75
McIlhany, Dan (DB), Texas A&M	1965
McKeever, Marlin (LB-TE), USC	1961-66, 71-72
McLain, Kevin (LB), Colorado St.	1976-77
McLaughlin, Leon (C), UCLA	1951-55
McMillan, Eddie (CB), Florida St.	1973-75
Meador, Ed (DB), Arkansas Tech	1959-70
Mello, Jim (RB), Notre Dame	1948
Mergenthal, Art (G), Notre Dame	1946
Michaels, Lou (DE), Kentucky	1958-60
Miller, Clark (DE), Utah State	1970
Miller, Paul (DE), LSU	1954-57
Miller, Ron (E), USC	1956
Miller, Ron (QB), Wisconsin	1962
Molden, Frank (DT), Jackson St.	1965
Moore, Tom (RB), Vanderbilt	1966
Morris, Jack (DB), Oregon	1958-60
Morris, Larry (LB), Georgia Tech	1955-57
Morrow, John (C), Michigan	1956-59
Munson, Bill (QB), Utah State	1964-67
Myers, Brad (RB), Bucknell	1953-56
Myers, Jack (RB-DB), UCLA	1952

N

Namath, Joe (QB), Alabama	1977
Naumetz, Fred (LB-C), Boston College	1946-50
Nelson, Bill (DT), Oregon State	1971-75
Nelson, Terry (TE), Arkansas AM&N	1973-77
Nettles, Jim (DB), Wisconsin	1969-72
Nichols, Bob (T) Stanford	1966-67
Nuzum, Rick (C), Kentucky	1977

O

Olsen, Merlin (DT), Utah State	1962-76
Olsen, Phil (DT-DE), Utah State	1971-74

P

Panfili, Ken (T); Purdue	1956-58
Pardee, Jack (LB), Texas A&M	1957-64, 66-70
Parish, Don (LB), Stanford	1971
Pasque, Joe (T), SMU	1946
Pasquariello, Ralph (RB), Villanova	1950
Paul, Don (LB), UCLA	1948-55
Pergine, Jone (LB), Notre Dame	1969-72
Perkins, Art (RB), No. Texas St.	1962-63
Perry, Rod (CB), Colorado	1975-77
Peterson, Jim (LB), San Diego St.	1974-75
Petitbon, Richie (DB), Tulane	1969-70
Phillips, Jim (E), Auburn	1958-64
Phillips, Rod (RB), Jackson St.	1975-77
Pifferini, Bob (LB), UCLA	1977
Pillath, Roger (T), Wisconsin	1965
Pitts, Elijah (RB), Philander Smith	1970
Pitts, Hugh (LB), TCU	1956
Pivec, Dave (TE), Notre Dame	1966-68
Plum, Milt (QB), Penn State	1968
Plummer, Tony (DB), Pacific	1974
Pope, Bucky (WR), Catawba	1964, 66-67
Pottios, Myron (LB), Notre Dame	1966-70
Powell, Tim (DE), Northwestern	1965
Preece, Steve (S), Oregon State	1973-76
Pritko, Steve (DE), Villanova	1946-47
Purnell, Jim (LB), Wisconsin	1969-72
Putnam, Duane (G), Pacific	1952-59, 62

Q

Quintan, Skeet (RB), San Diego State	1952-56
--------------------------------------	---------

R

Ray, David (PK-WR), Alabama	1969-74
Reece, Geoff (C), Washington St.	1976
Reisz, Albie (QB), LSU	1946
Reinhard, Bob (T-DT), California	1950
Reid, Joe (LB), LSU	1951
Rentzel, Lance (WR), Oklahoma	1971-72, 74
Repko, Joe (DT), Boston College	1948-49
Reynolds, Jack (LB), Tennessee	1970-77
Rhyme, Jerry (QB), Tulsa	1971
Rich, Herb (DB), Vanderbilt	1951-53
Richardson, Jerry (DB), West Texas St.	1964-65
Richter, Les (LB), California	1954-62
Rickards, Paul (QB), Pittsburgh	1948
Robertson, Isiah (LB), Southern	1971-77
Robustelli, Andy (DE), Arnold	1951-55
Rogers, Mel (LB), Florida A&M	1976
Ruthstrom, Ralph (RB), SMU	1946
Ryan, Frank (QB), Rice	1958-61

S

Saul, Rick (C-G), Michigan State	1970-77
Scales, Dwight (WR), Grambling	1976-77
Schultz, Eberle (T), Oregon St.	1946-47
Schumacher, Gregg (DE), Illinois	1967-68
Schuh, Harry (T), Memphis St.	1971-73

Scibelli, Joe (G), Notre Dame	1961-75
Scribner, Rob (RB), UCLA	1973-76
Selawski, Gene (T), Purdue	1959
Septien, Rafael (K), SW Louisiana	1977
Sewell, Harley (G), Texas	1963
Shannon, Carver (DB-RB), So. Illinois	1962-64
Shaw, Bob (E), Ohio State	1946-49
Shaw, Glenn (RB), Kentucky	1962
Shaw, Nate (DB), USC	1969-70
Sherman, Rod (WR), USC	1973
Sherman, Will (DB), St. Mary's	1954-60
Shiver, Ray (DB), Miami, Fla.	1956
Shofner, Del (E), Baylor	1957-60
Simensen, Don (T), St. Thomas	1951-52
Simpson, Bill (DB), Michigan St.	1974-77
Sims, George (DB), Baylor	1949-50
Slater, Jackie (T), Jackson St.	1976-77
Smith, Billy Ray (DE), Arkansas	1957
Smith, Bobby (DB), UCLA	1962-65
Smith, Bruce (RB), Minnesota	1948
Smith, Larry (RB), Florida	1969-73
Smith, Ron (QB), Richmond	1965
Smith, Ron (DB), Wisconsin	1968-69
Smith, V.T. (RB), Abilene Christian	1949-53
Smyth, Bill (T-TE), Cincinnati	1947-50
Snow, Jack (WR), Notre Dame	1965-75
Sparkman, Alan (DT), Texas A&M	1948-49
Stalcup, Jerry (LB), Wisconsin	1960
Statuto, Art (C), Notre Dame	1950
Stein, Bob (LB), Minnesota	1973-74
Stephens, Larry (DT), Texas	1962
Stephenson, Dave (G), West Virginia	1950
Stiger, Jim (RB), Washington	1965-67
Stokes, Tim (T), Oregon	1974
Strode, Woody (E), UCLA	1946
Strofolino, Mike (LB), Villanova	1965
Strugar, George (DT), Washington	1957-61
Studstill, Pat (WR-P), Houston	1968-71
Stukes, Charlie (CB), Maryland East Sh.	1973-74
Succic, Steve (RB), Illinois	1946
Svare, Harland (LB), Washington St.	1953-54
Swain, Bill (LB), Oregon	1963
Sweet, Joe (WR), Tennessee St.	1972-73
Sweetan, Karl (QB), Wake Forest	1969-70

T

Talbert, Diron (DT), Texas	1967-70
Tarbox, Bruce (G), Syracuse	1961
Taylor, Corky (RB), Kansas State	1955-57
Teeuus, Len (T), Tulane	1952-53
Thomas, Bob (RB), Arizona St.	1971-72
Thomas, Clendon (DB), Oklahoma	1958-61
Thomas, Pat (CB), Texas A&M	1976-77
Thomason, Bob (QB), VMI	1949
Thompson, Harry (G), UCLA	1950-54
Toogood, Charley (DT-T), Nebraska	1951-56
Towler, Dan (RB), Wash. & Jefferson	1950-55
Truax, Billy (TE), LSU	1964-70
Tucker, Wendell (WR), So. Car. St.	1967-70
Tyler, Wendell (RB), UCLA	1977

V

Valdez, Vernon (DB), U. of San Diego	1960
Van Brocklin, Norm (QB), Oregon	1949-57
Varrichione, Frank (T), Notre Dame	1961-65
Vasicek, Vic (LB), Texas	1950
Villanueva, Danny (K), New Mexico St.	1960-64
Von Sonn, Andy (LB), UCLA	1964

W

Waddy, Billy (WR), Colorado	1977
Wade, Bill (QB), Vanderbilt	1954-60
Walker, Glen (P), USC	1977
Wallace, Jackie (DB), Arizona	1977
Wallier, Ron (RB), Maryland	1955-58
Wardlow, Duane (DE), Washington	1954-56
Washington, Ken (RB-DB), UCLA	1946-48
Waterfield, Bob (QB-DB-K), UCLA	1946-52
Wendryhoski, Joe (C), Illinois	1964-66
West, Pat (RB), USC	1946-48
West, Stan (MG), Oklahoma	1950-54
White, Lee (RB), Weber State	1971
Whitmyer, Nat (DB), Washington	1963
Whittenton, Jesse (DB), Texas Western	1956-57
Whittingham, Fred (LB), Cal Poly (SLO)	1964
Wilbur, John (G), Stanford	1970
Wilkins, Roy (LB), Georgia	1958-59
Williams, Charlie (WR), Prairie View	1970
Williams, Clarence (DB), Washington St.	1965-72
Williams, Frank (RB), Pepperdine	1961-64
Williams, Jeff (T), Rhode Island	1977
Williams, Jerry (DB), Washington St.	1949-52
Williams, John (T), Minnesota	1972-77
Williams, Roger (DB), Grambling	1971-72
Williams, Sam (DE), Michigan St.	1959
Williams, Travis (RB), Arizona St.	1971
Wilson, Ben (RB), USC	1963-65
Wilson, Jack (RB), Baylor	1946-47
Wilson, Jim (T), Georgia	1968
Wilson, Tom (RB), No College	1956-61
Winkler, Jim (DB), Texas A&M	1951-52
Winston, Kelton (DB), Wiley	1967-68
Wojcik, Greg (DT), USC	1971
Woodlief, Doug (LB), Memphis St.	1965-69

Y

Yagiello, Ray (G), Catawba	1948-49
Young, Charlie (TE), USC	1977
Youngblood, Jack (DE), Florida	1971-77
Youngblood, Jim (LB), Tennessee Tech.	1973-77
Younger, Paul (RB-LB), Grambling	1949-57

Z

Zilly, Jack (TE-DE), Notre Dame	1947-51
---------------------------------	---------

Ye Old Rams Awards

OUTSTANDING LINEMAN

1951—Jim Winkler; 1952—Andy Robustelli; 1953—Andy Robustelli; 1954—Tom Fears; 1955—Bud McFadin; 1956—Bud McFadin*; 1957—Duane Putnam; 1958—Del Shofner; 1959—Bob Fry; 1960—Jim Phillips (Off.), John LoVetere (Def.); 1961—Frank Varrichione (Off.), Lamar Lundy (Def.); 1962—Frank Varrichione (Off.), David Jones (Def.); 1963—Frank Varrichione (Off.), Jack Pardee (Def.); 1964—Marlin McKeever (Off.), David Jones (Def.); 1965—Tommy McDonald (Off.), David Jones (Def.); 1966—Charlie Cowan (Off.), David Jones (Def.); 1967—Joe Scibelli (Off.), Merlin Olsen (Def.); 1968—Joe Scibelli (Off.), Merlin Olsen (Def.); 1969—Ken Iman (Off.), Merlin Olsen (Def.); 1970—Tom Mack (Off.), Merlin Olsen (Def.); 1971—Joe Scibelli (Off.), Coy Bacon (Def.); 1972—Joe Scibelli (Off.), Coy Bacon (Def.); 1973—Joe Scibelli (Off.), Jack Youngblood (Def.); 1974—Charlie Cowan (Off.), Fred Dryer (Def.); 1975—Tom Mack (Off.), Jack Youngblood (Def.); 1976—Rich Saul (Off.), Jack Youngblood (Def.); 1977—Tom Mack (Off.), Larry Brooks (Def.).

OUTSTANDING RECEIVER

1967—Jack Snow; 1968—Bernie Casey; 1969—Billy Truax; 1970—Jack Snow; 1971—Lance Rentzel; 1972—Jack Snow; 1973—Harold Jackson; 1974—Bob Klein; 1975—Ron Jessie; 1976—Ron Jessie; 1977—Terry Nelson.

OUTSTANDING ROOKIE

1952—Bob Carey; 1953—Frank Fuller; 1954—Les Richter; 1955—Don Burroughs; 1956—Hugh Pitts; 1957—Jon Arnett; 1958—Lou Michaels; 1959—John LoVetere; 1960—Charley Britt; 1961—David Jones; 1962—Merlin Olsen; 1963—Don Chuy; 1964—Bill Munson; 1965—Jack Snow; 1966—Tom Mack; 1967—Willie Ellison; 1968—Mike Dennis; 1969—Larry Smith; 1970—Rich Saul; 1971—Isiah Robertson; 1972—Jim Bertelsen; 1973—Eddie McMillan; 1974—John Cappelletti; 1975—Monte Jackson; 1976—Pat Haden; 1977—Billy Waddy.

MOST VALUABLE PLAYER

1960—Les Richter; 1961—Jim Phillips; 1962—Dick Bass; 1963—Roman Gabriel; 1964—Ed Meador; 1965—Ed Meador; 1966—Dick Bass; 1967—Roman Gabriel; 1968—David Jones; 1969—Roman Gabriel; 1970—Merlin Olsen; 1971—Roman Gabriel; 1972—Merlin Olsen; 1973—John Hadl; 1974—James Harris; 1975—Jack Youngblood; 1976—Jack Youngblood; 1977—Pat Haden.

MOST INSPIRATIONAL PLAYER

1951—Elroy Hirsch; 1952—Don Paul; 1953—Leon McLaughlin; 1954—Norm Van Brocklin; 1955—Tom Fears; 1956—Les Richter; 1957—Dick Daughtery; 1958—Bill Wade; 1959—Del Shofner (No award given after 1959).

OUTSTANDING BACK

1951—Dan Towler; 1952—Tank Younger; 1953—Skeet Quinlan; 1954—Tank Younger; 1955—Ron Waller; 1956—Tank Younger*; 1957—Tom Wilson; 1958—Jon Arnett; 1959—Jon Arnett; 1960—Jon Arne (Off.), Ed Meador (Def.); 1961—Dick Bass (Off.), Ed Meador (Def.); 1962—Dick Bass (Off.), Marlin McKeever (Def.); 1963—Dick Bass (Off.), Ed Meador (Def.); 1964—Les Josephson (Off.), Ed Meador (Def.); 1965—Dick Bass (Off.), Ed Meador (Def.); 1966—Dick Bass (Off.), Maxie Baughan (Def.); 1967—Les Josephson (Off.), Ed Meador (Def.); 1968—Roman Gabriel (Off.), Jack Pardee (Def.); 1969—Les Josephson (Off.), Ed Meador (Def.); 1970—Les Josephson (Off.), Jack Pardee (Def.); 1971—Willie Ellison (Off.), Marlin McKeever (Def.); 1972—Willie Ellison (Off.), Marlin McKeever (Def.); 1973—Lawrence McCutcheon (Off.), Dave Elmendorf (Def.); 1974—Lawrence McCutcheon (Off.), Dave Elmendorf (Def.); 1975—Lawrence McCutcheon (Off.), Bill Simpson (Def.); 1976—Lawrence McCutcheon (Off.), Monte Jackson (Def.); 1977—Lawrence McCutcheon (Off.), Bill Simpson (Def.).

*Based on outstanding offensive player. **Based on outstanding defensive player.

The Longest

Run from Scrimmage

Year	Player	Yards
1941	Parker Hall	60
1942	Dante Magnani	71
1944	Tom Colella	75
1945	Fred Gehrke	72
1946	Tom Harmon	84
1947	Kenny Washington	92
1948	Kenny Washington	31
1949	Fred Gehrke	53
1950	Dick Hoerner	64
1951	Dan Towler	79
1952	Woodley Lewis	51
1953	Dan Towler	59
1954	Tank Younger	75
1955	Ron Waller	55
1956	Ron Waller	46
	Tom Wilson	46
1957	Ron Waller	76
1958	Tom Wilson	82
1959	Jon Arnett	80
1960	Joe Marconi	75
1961	Dick Bass	73
1962	Dick Bass	57
1963	Dick Bass	51
1964	Les Josephson	75
1965	Dick Bass	49
1966	Dick Bass	50
1967	Willie Ellison	42
1968	Willie Ellison	52
1969	Larry Smith	46
1970	Willie Ellison	24
1971	Willie Ellison	80
1972	Larry Smith	68
1973	Jim Bertelsen	49
1974	Lawrence McCutcheon	23
1975	Lawrence McCutcheon	40
1976	Lawrence McCutcheon	43
1977	Lawrence McCutcheon	48

Punt

Year	Player	Yards
1939	Parker Hall	80
1940	Parker Hall	75

1941	Parker Hall	67
1942	Parker Hall	67
1944	Albie Reisz	66
1945	Bob Waterfield	68
1946	Bob Waterfield	65
1947	Bob Waterfield	86
1948	Bob Waterfield	88
1949	Bob Waterfield	61
1950	Bob Waterfield	61
1951	Norm Van Brocklin	62
1952	Norm Van Brocklin	66
1953	Norm Van Brocklin	57
1954	Norm Van Brocklin	61
1955	Norm Van Brocklin	61
1956	Norm Van Brocklin	72
1957	Norm Van Brocklin	71
1958	Del Shofner	62
1959	Del Shofner	66
1960	Del Shofner	63
1961	Danny Villanueva	53
1962	Danny Villanueva	65
1963	Danny Villanueva	68
1964	Danny Villanueva	58
1965	Jon Kilgore	56
1966	Jon Kilgore	58
1967	Jon Kilgore	68
1968	Pat Studstill	58
1969	Pat Studstill	60
1970	Pat Studstill	53
1971	Pat Studstill	60
1972	Dave Chapple	70
1973	Dave Chapple	65
1974	Mike Burke	51
	Dave Chapple	51
1975	Duane Carrell	57
1976	Rusty Jackson	61
1977	Glen Walker	56

Intercepted Pass Return

Year	Player	Yards
1944	Harvey Jones	32
1945	Albie Reisz	55
1946	Fred Gehrke	41
1947	Tom Harmon	36

1948	Fred Gehrke	68
1949	Eiroy Hirsch	32
1950	Vic Vasicek	52
1951	Norb Hecker	35
1952	Herb Rich	97
1953	Herb Rich	53
1954	Jack Dwyer	76
1955	Corky Taylor	55
1956	Will Sherman	95
1957	Will Sherman	51
1958	Will Sherman	70
1959	Ed Meador	3
1960	Charlie Britt	73
1961	Ed Meador	34
1962	Lindon Crow	65
1963	Charlie Britt	45
1964	Bobby Smith	97
1965	Frank Molden	59
1966	Irv Cross	60
1967	Jack Pardee	40
1968	Jack Pardee	46
1969	Clarence Williams	40
1970	Clarence Williams	65
1971	Kermit Alexander	82
1972	Jim Nettles	43
1973	Jack Reynolds	49
	Isiah Robertson	49
1974	Dave Elmendorf	57
1975	Isiah Robertson	76
1976	Monte Jackson	46
1977	Bill Simpson	42

Pass Play

Year	Player	Yards
1941	Goodnight to Magnani	61
1942	Jacobs to Magnani	67
1944	Reisz to Hamilton	70
1945	Waterfield to Benton	84
1946	Waterfield to Hickey	60
1947	Waterfield to Hubbell	45
1948	Waterfield to Shaw	80
1949	Waterfield to Shaw	71
1950	Waterfield to Boyd	72

1951	Waterfield to Hirsch	91
1952	Van Brocklin to Hirsch	84
1953	Van Brocklin to Boyd	70
	Van Brocklin to Hirsch	70
1954	Van Brocklin to Quinlan	80
	Van Brocklin to Boyd	80
1955	Van Brocklin to Boyd	74
1956	Wade to Hirsch	76
1957	Van Brocklin to Clarke	70
1958	Wade to Phillips	93
1959	Wade to Shofner	72
1960	Wade to Dale	63
1961	Ryan to Matson	96
1962	Bralkowski to Dale	80
1963	Gabriel to Wilson	77
1964	Munson to Pope	95
1965	Gabriel to Snow	60
1966	Gabriel to Snow	84
1967	Gabriel to Snow	80
1968	Gabriel to Tucker	60
1969	Gabriel to Tucker	93
1970	Gabriel to Snow	71
1971	Gabriel to Snow	68
1972	Gabriel to Snow	57
1973	Hadl to Jackson	69
1974	Harris to McCutcheon	50
1975	Harris to Jackson	54
1976	Harris to Scales	80
1977	Hadn to Jackson	58

Punt Return

Year	Player	Yards
1942	Parker Hall	32
1944	Tom Colella	29
1945	Fred Gehrke	49
1946	Tom Harmon	88
1947	Jack Wilson	70
1948	Fred Gehrke	48
1949	V. T. Smith	85
1950	V. T. Smith	30
1951	Tom Kalmanir	67
1952	Woodley Lewis	82
1953	Woodley Lewis	78
1954	Will Sherman	50
1955	Skeet Quinlan	55
1956	Will Sherman	76
1957	Tom Wilson	28
	Corky Taylor	28
1958	Jon Arnett	58
1959	Jon Arnett	71
1960	Jon Arnett	29

1961	Dick Bass	90
1962	Dick Bass	48
1963	Carver Shannon	29
1964	Carver Shannon	22
1965	Jim Stiger	22
1966	Jim Stiger	49
1967	Irv Cross	39
1968	Ed Meador	40
1969	Alvin Haymond	52
1970	Kermit Alexander	49
1971	Alvin Haymond	28
1972	Jim Bertelsen	60
1973	Jim Bertelsen	34
1974	Cullen Bryant	23
	Rob Scribner	23
1975	Cullen Bryant	40
1976	Cullen Bryant	25
1977	Billy Waddy	48

Field Goal

Year	Player	Yards
1937	Bob Spyder	30
1938	Nelson Peterson	18
1939	Corby Davis	27
1940	Chet Adams	29
1941	Chet Adams	40
1942	Chet Adams	46
1944	Lou Zontini	39
1945	Bob Waterfield	28
1946	Bob Waterfield	39
1947	Bob Waterfield	45
1948	Bob Waterfield	47
1949	Bob Waterfield	46
1950	Bob Waterfield	42
1951	Bob Waterfield	47
1952	Bob Waterfield	45
1953	Ben Agajanian	47
1954	Les Richter	35
1955	Les Richter	41
1956	Bud McFadin	45
1957	Paige Cothren	44
1958	Paige Cothren	43
1959	Lou Michaels	40
1960	Lou Michaels	51
1961	Danny Villanueva	38
1962	Danny Villanueva	51
1963	Danny Villanueva	47
1964	Bruce Gossett	44
1965	Bruce Gossett	49
1966	Bruce Gossett	48
1967	Bruce Gossett	47

1968	Bruce Gossett	37
1969	Bruce Gossett	44
1970	David Ray	46
1971	David Ray	49
1972	David Ray	48
1973	David Ray	48
1974	David Ray	46
1975	Tom Dempsey	51
1976	Tom Dempsey	49
1977	Rafael Septien	45

Kickoff Return

Year	Player	Yards
1942	Dante Magnani	37
1944	Mike Kabealo	51
1945	Fred Gehrke	30
	Don Greenwood	30
	Tom Colella	30
1946	Dante Magnani	75
1947	Tom Farmer	92
1948	Fred Gehrke	92
1949	Tom Kalmanir	57
1950	V. T. Smith	97
1951	V. T. Smith	36
1952	Skeet Quinlan	56
1953	Woodley Lewis	69
1954	Woodley Lewis	88
1955	Ron Waller	39
1956	Tom Wilson	103
1957	Jon Arnett	98
1958	Jon Arnett	32
1959	Tom Wilson	85
1960	Jon Arnett	43
1961	Jon Arnett	105
1962	Jon Arnett	50
1963	Carver Shannon	99
1964	Bobby Smith	56
1965	Bobby Smith	56
1966	Clarence Williams	81
1967	Willie Ellison	58
1968	Ron Smith	94
1969	Ron Smith	37
1970	Alvin Haymond	98
1971	Travis Williams	105
1972	Dick Gordon	53
1973	Cullen Bryant	93
1974	Cullen Bryant	84
1975	Willie McGee	46
1976	Cullen Bryant	90
1977	Jim Jodat	38

Rams All-Time Leaders

TOP TEN RUSHERS

	YEARS	NO.	YDS.	AVG.	LG	TD
Lawrence McCutcheon	1973-77	1244	5523	4.4	48	23
Dick Bass	1960-69	1218	5417	4.5	77	34
Dan Towler	1950-55	672	3493	5.2	79	44
Les Josephson	1964-67, 69-74	797	3407	4.3	75	17
Paul Younger	1949-57	682	3296	4.8	75	31
Willie Ellison	1967-72	656	2901	4.4	80	20
Jon Arnett	1957-63	688	2852	4.2	80	19
Jim Bertelsen	1972-76	614	2466	4.0	49	16
Tom Wilson	1956-61	389	2130	5.5	82	19
Dick Hoerner	1947-51	450	2010	4.5	64	28

TOP TEN PASSERS

	YEARS	ATT.	COMP.	YDS.	PCT.	TD	INT.
Roman Gabriel	1962-72	3313	1705	22,223	.515	154	112
Norm Van Brocklin	1949-57	1897	1011	16,114	.534	118	127
Bob Waterfield	1945-52	1618	814	11,893	.503	99	128
Bill Wade	1954-60	1116	602	8,572	.540	56	68
James Harris	1973-76	652	361	5,220	.554	33	27
*Parker Hall	1939-42	721	329	4,013	.456	30	67
Zeke Bratkowski	1961-63	531	279	3,559	.525	20	35
Bill Munson	1964-67	550	287	3,556	.523	22	22
John Hadl	1973-74	373	188	2,688	.504	27	17
Pat Haden	1976-77	321	182	2,447	.567	19	10

*Cleveland Rams

TOP TEN SCORERS

	YEARS	TD	PAT	FG	PTS.
Bob Waterfield	1945-52	13	315	60	573
Bruce Gossett	1964-69	0	207	120	571
David Ray	1969-74	0	167	107	497
Elroy Hirsch	1949-57	55	9	0	339
Jim Benton	1938-47	45	0	0	270
Jack Snow	1965-75	45	0	0	270
Dan Towler	1950-55	44	0	0	264
Dick Bass	1960-69	42	0	0	252
Tom Fears	1948-56	39	12	1	249
Danny Villanueva	1960-64	0	111	44	243

TOP TEN RECEIVERS

	YEARS	NO.	YDS.	AVG.	LG	TD
Tom Fears	1948-56	400	5,397	13.4	80	38
Elroy Hirsch	1949-57	343	6,289	18.3	91	53
Jack Snow	1965-75	340	6,012	17.7	84	45
Jim Phillips	1958-64	316	4,708	14.9	93	27
Jim Benton	1938-47	275	4,566	16.6	84	42
Dick Bass	1960-69	214	1,846	8.6	53	7
Harold Jackson	1968, 73-77	200	3,591	17.9	69	36
Les Josephson	1964-67, 69-74	194	1,570	10.2	58	11
Bill Truax	1964-70	180	2,177	12.1	59	16
Bob Boyd	1950-57	176	3,611	20.5	80	28

Ram Individual Records

Rushing

MOST ATTEMPTS [Career]

- 1,244 Lawrence McCutcheon — 1973-1977 (Five Seasons)
- 1,218 Dick Bass—1960-1969 (Ten Seasons)
- 797 Les Josephson—1964-1967, 1969-1974 (Ten Seasons)

MOST ATTEMPTS [One Season]

- 294 Lawrence McCutcheon—1977
- 291 Lawrence McCutcheon—1976
- 248 Dick Bass—1966

MOST ATTEMPTS [One Game]

- 31 Dillie Matson—1959 vs. Chicago Bears (Gained 199 yards)
- 31 Lawrence McCutcheon—1976 vs. San Francisco (Gained 97 yards)
- 30 Lawrence McCutcheon — 1977 vs. New Orleans (Gained 126 yards)
- 30 Dick Bass — 1966 vs. Baltimore (Gained 126 yards)

MOST YARDS GAINED [Career]

- 5,523 Lawrence McCutcheon — 1973-1977 (Five Seasons—1,244 atts., 4.4 avg.)
- 5,417 Dick Bass—1960-1969 (Ten Seasons—1,218 atts., 4.5 avg.)
- 3,493 Dan Towler—1950-1955 (Six Seasons—672 atts., 5.2 avg.)

MOST YARDS GAINED [One Season]

- 1,238 Lawrence McCutcheon—1977 (294 atts., 4.2 avg.)
- 1,168 Lawrence McCutcheon—1976 (291 atts., 4.0 avg.)
- 1,109 Lawrence McCutcheon—1974 (236 atts., 4.7 avg.)

MOST YARDS GAINED [One Game]

- 247 Willie Ellison—1971 vs. New Orleans (26 atts., 9.5 avg.)
- 223 Tom Wilson—1956 vs. Green Bay (23 atts., 9.7 avg.)
- 205 Dan Towler—1953 vs. Baltimore (14 atts., 14.6 avg.)

LONGEST RUNS FROM SCRIMMAGE

- 92 Kenny Washington—1947 vs. Chicago Cardinals
- 84 Tom Harmon—1946 vs. Chicago Bears
- 82 Tom Wilson—1958 vs. Detroit

Forward Passing

MOST PASSES ATTEMPTED [One Game]

- 53 Jim Hardy — 1948 vs. Chicago Cardinals
- 48 Roman Gabriel—1970 vs. New York Jets
- 45 Bill Munson—1965 vs. Chicago Bears

MOST PASSES ATTEMPTED [One Season]

- 407 Roman Gabriel—1970
- 399 Roman Gabriel—1969
- 397 Roman Gabriel—1966

MOST PASSES ATTEMPTED [Career]

- 3,313 Roman Gabriel—1962-1972 (Eleven Seasons)
- 1,897 Norm Van Brocklin—1949-1957 (Nine Seasons)
- 1,618 Bob Waterfield—1945-1952 (Eight Seasons)

MOST PASSES COMPLETED [One Game]

- 28 Jim Hardy—1948 vs. Chicago Cardinals (53 atts.)
- 27 Norm Van Brocklin—1951 vs. New York Yanks (41 atts.)
- 27 Roman Gabriel—1970 vs. Detroit (42 atts.)

MOST PASSES COMPLETED [One Season]

- 217 Roman Gabriel—1966 (397 atts., .547 avg.)
- 217 Roman Gabriel—1969 (399 atts., .544 avg.)
- 211 Roman Gabriel—1970 (407 atts., .520 avg.)

MOST PASSES COMPLETED [Career]

- 1,705 Roman Gabriel—1962-1972 (Eleven Seasons)
- 1,011 Norm Van Brocklin—1949-1957 (Nine Seasons)
- 814 Bob Waterfield—1945-1952 (Eight Seasons)

MOST CONSECUTIVE PASSES COMPLETED

- 11 Norm Van Brocklin—1950 vs. Detroit (10), Baltimore (1)
- 11 Zeke Bratkowski—1963 vs. Cleveland (7), Green Bay (4)
- 11 Roman Gabriel—1971 vs. Detroit

MOST PASSES HAD INTERCEPTED [Career]

- 128 Bob Waterfield—1945-1952 (Eight Seasons)
- 127 Norm Van Brocklin—1949-1957 (Nine Seasons)
- 112 Roman Gabriel—1962-1972 (Eleven Seasons)

MOST PASSES HAD INTERCEPTED [One Season]

- 24 Bob Waterfield—1949
- 22 Bill Wade—1958
- 21 Norm Van Brocklin—1955 and 1957

MOST PASSES HAD INTERCEPTED [One Game]

- 7 Bob Waterfield—1948 vs. Green Bay
- 6 Four players (most recent—Bill Wade, 1958 vs. Green Bay)

MOST CONSECUTIVE PASSES ATTEMPTED, NONE INTERCEPTED

- 206 Roman Gabriel—1968-1969
- 114 Jim Hardy—1948
- 106 Pat Haden—1977

FEWEST PASSES HAD INTERCEPTED**[One Season—100 att.]**

- 2 Roman Gabriel—1962 (101 atts.)
- 4 Pat Haden—1976 (105 atts.)
- 5 Roman Gabriel—1965 (173 atts.)

LOWEST PERCENTAGE, PASSES HAD INTERCEPTED [Career—500 att.]

- 3.4 Roman Gabriel—1962-1972 (Eleven Seasons)

LOWEST PERCENTAGE, PASSES HAD INTERCEPTED [One Season—100 att.]

- 1.8 Roman Gabriel—1969 (7—399)
- 1.9 Roman Gabriel—1962 (2—101)

MOST YARDS GAINED PASSING [Career]

- 22,223 Roman Gabriel—1962-1972 (Eleven Seasons)
- 16,114 Norm Van Brocklin—1949-1957 (Nine Seasons)
- 11,893 Bob Waterfield—1945-1952 (Eight Seasons)

MOST YARDS GAINED PASSING [One Season]

- 2,875 Bill Wade—1958 (341 atts., 181 comp.)
- 2,779 Roman Gabriel—1967 (371 atts., 196 comp.)
- 2,637 Norm Van Brocklin—1954 (260 atts., 139 comp.)

MOST YARDS GAINED PASSING [One Game]

- 554 Norm Van Brocklin—1951 vs. N.Y. Yanks (41 atts., 27 comp.)
- 436 James Harris—1976 vs. Miami (29 atts., 17 comp.)
- 406 Jim Hardy—1948 vs. Chi. Cards (53 atts., 28 comp.)

MOST TOUCHDOWN PASSES [Career]

- 154 Roman Gabriel—1962-1972 (Eleven Seasons)
- 118 Norm Van Brocklin—1949-1957 (Nine Seasons)
- 99 Bob Waterfield—1945-1952 (Eight Seasons)

MOST TOUCHDOWN PASSES [One Season]

- 25 Roman Gabriel—1967
- 24 Roman Gabriel—1969
- 22 John Hadl—1973

MOST TOUCHDOWN PASSES [One Game]

- 5 Bob Waterfield—1949 vs. New York Bulldogs
- 5 Norm Van Brocklin—1950 vs. Detroit
- 5 Norm Van Brocklin—1951 vs. New York Yanks
- 5 Roman Gabriel—1965 vs. Cleveland

BEST PASSING EFFICIENCY [Career—500 att.]

- 55.4% James Harris—1973-1976 (Four Seasons—652 atts., 361 comp.)
- 54.0% Bill Wade—1954-1960 (Seven Seasons—1116 atts., 603 comp.)
- 53.4% Norm Van Brocklin—1949-1957 (Nine Seasons—1897 atts., 1011 comp.)

BEST PASSING EFFICIENCY**[One Season—100 att.]**

- 58.6% Bill Wade—1959 (261 atts., 153 comp.)
- 58.2% Bill Wade—1960 (182 atts., 106 comp.)
- 57.6% James Harris—1976 (158 atts., 91 comp.)

BEST PASSING EFFICIENCY**[One Game—20 or more]**

- 81.8% Roman Gabriel—1967 vs. Baltimore (22 atts., 18 comp.)
- 77.3% Norm Van Brocklin—1956 vs. Green Bay (22 atts., 17 comp.)
- 77.3% Roman Gabriel—1971 vs. Detroit (22 atts., 17 comp.)
- 77.3% Bill Wade—1958 vs. Cleveland (22 atts., 17 comp.)

*NFL Record

LONGEST PASSING GAIN

- 96 Frank Ryan to Ollie Matson—1961 vs. Pittsburgh
- 95 Bill Munson to Bucky Pope—1964 vs. Green Bay
- 93 Bill Wade to Jim Phillips—1958 vs. Green Bay
- 93 Roman Gabriel to Wendell Tucker—1969 vs. San Francisco

Pass Receiving**MOST PASSES CAUGHT [Career]**

- 400 Tom Fears — 1948-1956 (Nine Seasons)
- 343 Elroy Hirsch — 1949-1957 (Nine Seasons)
- 340 Jack Snow — 1965-1975 (Eleven Seasons)

MOST PASSES CAUGHT [One Season]

- 84 Tom Fears—1950
- 78 Jim Phillips—1961
- 77 Tom Fears—1949

MOST PASSES CAUGHT [One Game]

- *18 Tom Fears—1950 vs. Green Bay
- 13 Jim Phillips—1961 vs. Green Bay
- 12 Jim Benton—1946 vs. New York Giants

MOST YARDS GAINED CATCHING PASSES**[Career]**

- 6,289 Elroy Hirsch — 1949-1957 (Nine Seasons)
- 6,012 Jack Snow — 1965-1975 (Eleven Seasons)
- 5,397 Tom Fears — 1948-1956 (Nine Seasons)

MOST CONSECUTIVE GAMES,**PASS RECEPTIONS**

- 68 Jim Phillips—1958-1963
- 51 Tom Fears—1947-1951
- 31 Jon Arnett—1958-1960

MOST YARDS GAINED CATCHING PASSES**[One Season]**

- 1,495 Elroy Hirsch—1951
- 1,212 Bob Boyd—1954
- 1,116 Tom Fears—1950

MOST YARDS GAINED CATCHING PASSES**[One Game]**

- *303 Jim Benton—1945 vs. Detroit
- 238 Harold Jackson—1973 vs. Dallas
- 220 Ron Jessie—1976 vs. Miami

MOST TOUCHDOWN PASSES RECEIVED [Career]

- 53 Elroy Hirsch — 1949-1957 (Nine Seasons)
- 45 Jack Snow — 1965-1975 (Eleven Seasons)
- 42 Jim Benton — 1938-1940, 1942, 1944-1947 (Eight Seasons)

MOST TOUCHDOWN PASSES RECEIVED**[One Season]**

- †17 Elroy Hirsch—1951
- 13 Harold Jackson—1973
- 10 Bucky Pope—1964

MOST TOUCHDOWN PASSES RECEIVED**[One Game]**

- 4 Bob Shaw—1949 vs. Washington
- 4 Elroy Hirsch—1951 vs. New York Yanks
- 4 Harold Jackson—1973 vs. Dallas

MOST CONSECUTIVE GAMES**TOUCHDOWN PASSES RECEIVED**

- †11 Elroy Hirsch—1950-51
- 5 Jack Snow—1967-68
- 5 Harold Jackson—1973

Punting**MOST PUNTS [Career]**

- 356 Norm Van Brocklin—1949-1957 (Nine Seasons)
- 315 Bob Waterfield—1945-1952 (Eight Seasons)
- 298 Pat Studstill — 1968-1971 (Four Seasons)

MOST PUNTS [One Season]

- 87 Danny Villanueva—1962 (45.5 avg.)
- 82 Danny Villanueva—1964 (44.1 avg.)
- 81 Pat Studstill—1968 (39.6 avg.)

MOST PUNTS [One Game]

- 12 Parker Hall—1939 vs. Green Bay (39.3 avg.)
- 12 Rusty Jackson — 1976 vs. San Francisco (36.1 avg.)
- 11 Danny Villanueva—1962 vs. Dallas (50.0 avg.)
- 11 Danny Villanueva—1964 vs. Pittsburgh (40.5 avg.)

BEST PUNTING AVERAGE [One Season]

- 45.5 Danny Villanueva—1962 (87 punts)
- 45.4 Danny Villanueva—1963 (81 punts)
- 44.6 Bob Waterfield—1946 (39 punts)
- 44.6 Norm Van Brocklin—1955 (60 punts)

* NFL Record

† Ties NFL Record

BEST PUNTING AVERAGE

(One Game—4 punts or more)

- 52.5 Danny Villanueva — 1962 vs. San Francisco (6 punts, 315 yards)
- 52.5 Parker Hall—1939 vs. Green Bay (6 punts, 315 yards)
- 51.6 Bob Waterfield—1946 vs. Chicago Bears (4 punts, 206 yards)
- 51.6 Jon Kilgore—1967 vs. San Francisco (5 punts, 258 yards)

LONGEST PUNT

- 88 Bob Waterfield—1948 vs. Green Bay
- 86 Bob Waterfield—1947 vs. Green Bay
- 72 Norm Van Brocklin—1956 vs. Chicago Bears

Scoring

MOST POINTS [Career]

- 573 Bob Waterfield—1945-1952 (Eight Seasons)
- 571 Bruce Gossett — 1964-1969 (Six Seasons)
- 497 David Ray — 1970-1974 (Five Seasons)

MOST POINTS [One Season]

- 130 David Ray—1973 (30 FG, 40 PAT)
- 121 David Ray—1970 (29 FG, 34 PAT)
- 113 Bruce Gossett—1966 (28 FG, 29 PAT)

MOST POINTS [One Game]

- 24 Elroy Hirsch—1951 vs. New York Yanks
- 24 Bob Shaw—1949 vs. Washington
- 24 Harold Jackson—1973 vs. Dallas

MOST TOUCHDOWNS [Career]

- 55 Elroy Hirsch — 1949-1957 (Nine Seasons)
- 45 Jim Benton — 1938-1940, 1942, 1944-1947 (Eight Seasons)
- 45 Jack Snow — 1965-1975 (Eleven Seasons)

MOST TOUCHDOWNS [One Season]

- 17 Elroy Hirsch—1951
- 13 Harold Jackson—1973
- 11 Dick Hoerner—1950
- 11 Dan Towler—1954
- 11 Lawrence McCutcheon—1976

MOST TOUCHDOWNS [One Game]

- 4 Elroy Hirsch—1951 vs. New York Yanks
- 4 Bob Shaw—1949 vs. Washington
- 4 Harold Jackson—1973 vs. Dallas

Field Goals

MOST FIELD GOALS [Career]

- 120 Bruce Gossett — 1964-1969 (Six Seasons)
- 110 David Ray — 1970-1974 (Five Seasons)
- 60 Bob Waterfield—1945-1952 (Eight Seasons)

MOST FIELD GOALS [One Season]

- 30 David Ray—1973
- 29 David Ray—1970
- 28 Bruce Gossett—1966

MOST FIELD GOALS [One Game]

- 5 Bob Waterfield—1951 vs. Detroit
- 4 Lou Michaels—1959 vs. Baltimore
- 4 Danny Villanueva—1960 vs. Green Bay
- 4 Bruce Gossett—1965 vs. Green Bay, 1966 vs. Atlanta, 1966 vs. Minnesota, 1967 vs. Philadelphia
- 4 David Ray—1970 vs. Buffalo, 1972 vs. San Francisco, 1973 vs. San Francisco, 1973 vs. Chicago

LONGEST FIELD GOAL

- 51 Danny Villanueva—1962 vs. Dallas
- 51 Lou Michaels—1960 vs. Baltimore
- 51 Tom Dempsey — 1975 vs. San Francisco
- 50 Lou Michaels — 1960 vs. San Francisco

MOST CONSECUTIVE FIELD GOALS

- 11 Tom Dempsey—1976

Extra Points

MOST EXTRA POINTS [Career]

- 315 Bob Waterfield—1945-1952 (Eight Seasons)
- 211 Bruce Gossett — 1964-1969 (Six Seasons)
- 167 David Ray — 1970-1974 (Five Seasons)

MOST EXTRA POINTS [One Season]

- 54 Bob Waterfield—1950
- 48 Bruce Gossett—1967
- 44 Bob Waterfield—1952

MOST EXTRA POINTS [One Game]

- 9 Bob Waterfield—1950 vs. Baltimore
- 8 Paige Cothren — 1950 vs. San Francisco
- 7 Bob Waterfield—1948 vs. New York Giants
- 7 Bruce Gossett—1966 vs. New York Giants

Interceptions**MOST INTERCEPTIONS BY [Career]**

- 46 Ed Meador — 1959-1970 (Twelve Seasons)
- 28 Clarence Williams—1965-1970 (Six Seasons)
- 28 Will Sherman — 1954-1960 (Seven Seasons)

MOST INTERCEPTIONS BY [One Season]

- *14 Dick (Night Train) Lane—1952
- 12 Woodley Lewis—1950
- 11 Will Sherman—1955

MOST INTERCEPTIONS BY [One Game]

- 3 By 14 Players (Most Recent, Bill Simpson vs. San Francisco, 1977)

MOST CONSECUTIVE GAMES,**PASSES INTERCEPTED BY**

- 6 Will Sherman—1954-1955
- 5 Dick (Night Train) Lane—1952
- 3 Dick (Night Train) Lane—1952
- 3 Charlie Stukes—1974
- 3 Rod Perry—1976

LONGEST INTERCEPTED PASS RETURN

- 97 Herb Rich—1952 vs. Dallas Texans
- 97 Bobby Smith—1964 vs. San Francisco
- 95 Will Sherman—1956 vs. Green Bay

Punt Returns**MOST PUNT RETURNS [Career]**

- 110 Alvin Haymond—1969-1971 (Three Seasons)
- 106 Woodley Lewis — 1950-1955 (Six Seasons)
- 75 V. T. Smith — 1949-1953 (Five Seasons)
- 75 Jon Arnett — 1957-1963 (Seven Seasons)

*NFL Record

MOST PUNT RETURNS [One Season]

- 53 Alvin Haymond—1970
- 35 Woodley Lewis—1953
- 33 Jim Stiger—1966
- 33 Alvin Haymond—1969

MOST PUNT RETURNS [One Game]

- 7 Cullen Bryant—1976 vs. New Orleans
- 7 Alvin Haymond—1970 vs. Atlanta
- 6 Cullen Bryant—1976 vs. Atlanta

HIGHEST AVERAGE PUNT RETURN**[Career—75 att.]**

- 10.9 V.T. Smith (75) 1949-1953 (Five Seasons)
- 9.1 Jon Arnett (75) 1957-1963 (Seven Seasons)
- 8.7 Woodley Lewis (106) 1950-1955 (Six Seasons)
- 8.5 Alvin Haymond (110) 1969-1971 (Three Seasons)

HIGHEST AVERAGE PUNT RETURN**[One Season—14 att.]**

- 18.5 Woodley Lewis—1952
- 15.8 V.T. Smith—1949
- 15.6 Les Horvath—1948

LONGEST PUNT RETURN

- 90 Dick Bass—1961 vs. Green Bay
- 88 Tom Harmon—1947 vs. Detroit
- 85 V.T. Smith—1949 vs. Green Bay

Kickoff Returns**MOST KICKOFF RETURNS [Career]**

- 109 Woodley Lewis — 1950-1955 (Six Seasons)
- 104 Jon Arnett — 1957-1963 (Seven Seasons)
- 66 Cullen Bryant — 1973-1977 (Five Seasons)

MOST KICKOFF RETURNS [One Season]

- 35 Alvin Haymond—1970
- 34 Woodley Lewis—1954
- 32 Woodley Lewis—1953

MOST YARDS, KICKOFF RETURNS**[Career]**

- 2,603 Woodley Lewis — 1950-1955 (Six Seasons)
- 2,590 Jon Arnett — 1957-1962 (Six Seasons)
- 1,760 Cullen Bryant — 1973-1977 (Five Seasons)

MOST YARDS, KICKOFF RETURNS**[One Season]**

- 1,022 Alvin Haymond—1970
- 836 Woodley Lewis—1954
- 830 Woodley Lewis—1953

MOST KICKOFF RETURNS [One Game]

- 6 Carver Shannon—1963 vs. Chicago
- 6 Carver Shannon—1964 vs. Detroit
- 6 Woodley Lewis—1953 vs. Green Bay

MOST YARDS, KICKOFF RETURNS**[One Game]**

- 202 Carver Shannon—1963 vs. Chicago
- 182 Alvin Haymond—1970 vs. St. Louis
- 174 Woodley Lewis—1953 vs. Detroit

MOST KICKOFF RETURNS FOR**TOUCHDOWNS [Career]**

- 3 V.T. Smith — 1949-1953 (Five Seasons)
- 3 Cullen Bryant — 1973-1976 (Four Seasons)
- 2 Jon Arnett—1957-1962 (Six Seasons)

MOST KICKOFF RETURNS FOR**TOUCHDOWNS [One Season]**

- 3 V.T. Smith—1950

HIGHEST AVERAGE KICKOFF RETURN**[One Season—14 att.]**

- 33.7 V.T. Smith—1950
- 31.8 Tom Wilson—1957
- 30.3 Dick Bass—1961

LONGEST KICKOFF RETURN

- 105 Jon Arnett—1961 vs. Detroit
- 105 Travis Williams — 1971 vs. New Orleans
- 103 Tom Wilson—1956 vs. Baltimore

Field Goal Returns**LONGEST FIELD GOAL RETURN**

- 99 Jerry Williams—1951 vs. Green Bay

Safeties**MOST SAFETIES [Career]**

- 2 Fred Dryer — 1972-1976 (Five Seasons)

MOST SAFETIES [One Season]

- †2 Fred Dryer—1973

MOST SAFETIES [One Game]

- 2 Fred Dryer—1973 vs. Green Bay

Combined Yardage

(Includes Rushes, Pass Receptions and Runbacks of Pass Interceptions, Punts, Kickoffs and Fumbles)

MOST COMBINED YARDAGE [Career]

- 9,213 Dick Bass—1960-69 (Ten Seasons)
- 8,076 Jon Arnett — 1957-1963 (Seven Seasons)
- 7,029 Lawrence McCutcheon — 1973-1977 (Five Seasons)

Length of Service**MOST YEARS ACTIVE PLAYER****WITH RAMS**

- 15 Charlie Cowan—1961-1975
- 15 Joe Scibelli—1961-1975
- 15 Merlin Olsen—1962-1976
- 13 Lamar Lundy—1957-1969
- 13 Jack Pardee—1957-1964, 1966-1970
- 12 Ed Meador—1959-1970
- 12 Tom Mack—1966-1977

MOST GAMES PLAYED WITH RAMS

- 208 Merlin Olsen—1962-1976
- 206 Charlie Cowan—1961-1975
- 202 Joe Scibelli—1961-1975
- 169 Jack Pardee—1957-1964, 1966-1970
- 168 Tom Mack—1966-1977
- 162 Ed Meador—1959-1970
- 152 Lamar Lundy—1957-1969
- 150 Jack Snow—1965-1975

MOST CONSECUTIVE GAMES PLAYED**WITH RAMS**

- 198 Merlin Olsen—1962-1976
- 168 Tom Mack—1966-1977
- 159 Ed Meador—1959-1970
- 143 David Jones—1961-1971
- 142 Jack Snow—1965-1975
- 140 Ken Iman—1965-1974

*NFL Record

†Ties NFL Record

Ram Team Records

Victories

MOST CONSECUTIVE VICTORIES

[Regular Season]

- 14 1967-68
- 9 1948-49, 1952-53
- 8 1967

MOST VICTORIES [Regular Season]

- 12 1973, 1975
- 11 1967, 1969
- 10 1968, 1974, 1976, 1977

MOST CONSECUTIVE VICTORIES

[One Season Incl. Post Season Games]

- 11 1969
- 8 1952, 1967
- 7 1975

MOST CONSECUTIVE VICTORIES

[One Season]

- 11 1969
- 8 1952, 1967
- 6 1949, 1950, 1968, 1973, 1975, 1977

Rushing

MOST YARDS GAINED RUSHING

[One Season]

- 2,925 1973
- 2,575 1977
- 2,528 1976
- 2,210 1951 (12-game record)

FEWEST YARDS GAINED RUSHING

[One Season]

- 798 1938
- 875 1942
- 930 1937

MOST YARDS GAINED RUSHING

[One Game]

- 371 1951 vs. New York Yankees
- 340 1973 vs. New Orleans
- 324 1958 vs. Green Bay

FEWEST YARDS ALLOWED RUSHING

[One Season]

- 1,119 1967
- 1,302 1966, 1974
- 1,305 1968

MOST YARDS ALLOWED RUSHING

[One Season]

- 2,440 1961
- 2,206 1951
- 2,092 1962

FEWEST YARDS ALLOWED RUSHING

[One Game]

- 19 1974 vs. Atlanta
- 19 1954 vs. Baltimore
- 21 1959 vs. Chicago Bears
- 22 1965 vs. Green Bay

MOST RUSHING ATTEMPTS

[One Season]

- *659 1973

Passing

MOST YARDS GAINED PASSING

[One Season]

- 3,709 1950
- 3,047 1954
- 2,396 1951

MOST PASSES COMPLETED

[One Game]

- 32 1950 vs. Green Bay
- 28 1948 vs. Chicago Cardinals
- 27 Three times (Most Recent—1970 vs. Detroit)

FEWEST YARDS ALLOWED PASSING

[One Game]

- 1 1974 vs. Green Bay
- 0 1949 vs. Pittsburgh
- 4 1973 vs. Atlanta
- 9 1953 vs. Baltimore

FEWEST YARDS GAINED PASSING

[One Season]

- 839 1937
- 1,261 1944
- 1,352 1941

FEWEST YARDS ALLOWED PASSING

[One Season]

- 1,681 1973
- 1,813 1968
- 1,822 1953, 1957

*NFL Record

MOST YARDS GAINED PASSING**[One Game]**

- *554 1951 vs. New York Yankees
- 434 1954 vs. Green Bay
- 427 1950 vs. Detroit

MOST YARDS ALLOWED PASSING**[One Season]**

- 2,889 1962
- 2,753 1963
- 2,694 1964

MOST TIMES OPPONENT PASSER**TACKLED [One Season]**

- 53 1970
- 51 1968
- 50 1969

FEWEST TIMES OWN PASSER TACKLED**[One Season]**

- 16 1972
- 17 1969, 1973
- 21 1974

MOST PASSES ATTEMPTED**[One Season]**

- 453 1950
- 450 1966
- 445 1965

MOST PASSES ATTEMPTED**[One Game]**

- 55 1950 vs. Philadelphia
- 54 1948 vs. Chicago Cardinals
- 48 1949 vs. Chicago Bears, 1970 vs. New York Jets

MOST PASSES COMPLETED**[One Season]**

- 253 1950
- 249 1966
- 230 1965

MOST PASSES HAD INTERCEPTED**[One Season]**

- 35 1941
- 31 1938, 1952
- 28 1947, 1956

MOST PASSES HAD INTERCEPTED**[One Game]**

- 7 many times

FEWEST PASSES HAD INTERCEPTED**[One Season]**

- 7 1969
- 11 1971, 1973, 1977

FEWEST PASSES ATTEMPTED**[One Season]**

- 168 1937
- 181 1975
- 199 1945

FEWEST PASSES ATTEMPTED**[One Game]**

- 4 1937 vs. Detroit
- 8 1976 vs. San Francisco
- 10 1973 vs. Kansas City

BEST PASSING PERCENTAGE**[One Season]**

- 55.8 1950
- 55.3 1966
- 55.1 1959

Total Yards**MOST YARDS GAINED [One Season]**

- 5,506 1951
- 5,420 1950
- 5,242 1967

FEWEST YARDS GAINED [One Season]

- 1,794 1937
- 2,253 1938
- 2,286 1941

MOST YARDS GAINED [One Game]

- *735 1951 vs. New York Yankees
- 636 1950 vs. New York Yankees
- 611 1956 vs. Green Bay

FEWEST YARDS ALLOWED**[One Season]**

- 2,951 1973
- 3,118 1968
- 3,322 1975

MOST YARDS ALLOWED [One Season]

- 4,981 1962
- 4,813 1961
- 4,595 1964

FEWEST YARDS ALLOWED [One Game]

- 63 1973 vs. Green Bay
- 70 1973 vs. Atlanta, 1953 vs. Baltimore
- 81 1976 vs. Atlanta

FEWEST YARDS GAINED [One Game]

- 58 1942 vs. Chicago Bears
- 88 1963 vs. Chicago Bears
- 96 1969 vs. Detroit

*NFL Record

First Downs

MOST FIRST DOWNS RUSHING

[One Season]

- *177 1973
- 143 1976
- 139 1977

MOST FIRST DOWNS PASSING

[One Season]

- 153 1965
- 142 1950
- 133 1966, 1967

MOST FIRST DOWNS PENALTIES

[One Season]

- 28 1951
- 26 1964
- 24 1950

MOST TOTAL FIRST DOWNS

[One Season]

- 294 1973
- 278 1950
- 273 1975

MOST TOTAL FIRST DOWNS

[One Game]

- *38 1966 vs. New York Giants
- 34 1951 vs. New York Yankees
- 33 1956 vs. Green Bay

FEWEST FIRST DOWNS [One Season]

- 88 1937
- 103 1942
- 104 1944

FEWEST FIRST DOWNS [One Game]

- 2 1937 vs. Washington
- 4 1969 vs. Detroit
- 5 1970 vs. Minnesota

FEWEST FIRST DOWNS ALLOWED

[One Game]

- 2 1973 vs. Atlanta
- 6 Five times (Most Recent, 1977 vs. Philadelphia)

FEWEST FIRST DOWNS ALLOWED

[One Season]

- 135 1946
- 173 1973
- 186 1974

MOST FIRST DOWNS RUSHING

[One Game]

- 21 1973 vs. New Orleans
- 19 1976 vs. Atlanta
- 18 1956 vs. Green Bay

FEWEST FIRST DOWNS ALLOWED

RUSHING [One Season]

- 63 1946
- 64 1966, 1970
- 66 1968, 1974

MOST FIRST DOWNS PASSING

[One Game]

- 21 1951 vs. New York Yanks, 1952 vs. Pittsburgh
- 20 1966 vs. New York Giants

FEWEST FIRST DOWNS RUSHING

[One Game]

- 0 1964 vs. San Francisco, 1970 vs. New York Jets
- 1 Five times (Most Recent, 1977 vs. Atlanta)

FEWEST FIRST DOWNS PASSING

[One Game]

- 0 1971 vs. San Francisco
- 1 1952 vs. Dallas, 1962 vs. Detroit, 1976 vs. San Francisco

FEWEST FIRST DOWNS RUSHING

ALLOWED [One Game]

- 0 1966 vs. Baltimore, 1974 vs. Atlanta
- 1 Five times (Most Recent, 1973 vs. New York Giants)

FEWEST FIRST DOWNS PASSING

ALLOWED [One Season]

- 53 1946
- 84 1951
- 87 1973

FEWEST FIRST DOWNS PASSING

ALLOWED [One Game]

- 0 1949 vs. Pittsburgh, 1973 vs. Atlanta
- 1 1953 vs. Green Bay

Scoring

MOST POINTS [One Season]

- 466 1950
- 398 1967
- 392 1966

*NFL Record

MOST POINTS [One Game]

70 1950 (Rams 70, Baltimore 27)
 65 1950 (Rams 65, Detroit 24)
 59 1976 (Rams 59, Atlanta 0)

MOST POINTS [One Quarter]

41 1950 vs Detroit (3rd quarter)
 28 1951 vs. Chicago Cardinals (3rd quarter)
 28 1952 vs. Chicago Bears (4th quarter)

FEWEST POINTS [One Game]

0 Fifteen Games

FEWEST POINTS [One Season]

75 1937
 116 1941
 131 1938

FEWEST POINTS ALLOWED**[One Season]**

135 1975
 136 1945
 146 1977

MOST POINTS ALLOWED**[One Season]**

353 1950
 350 1963
 339 1964

MOST TOUCHDOWNS [One Season]

64 1950
 51 1951
 48 1949, 1953, 1967

MOST TOUCHDOWNS [One Game]

*10 1950 vs. Baltimore
 8 Four times (Most Recent, 1976 vs. Atlanta)

FEWEST TOUCHDOWNS [One Season]

10 1937
 16 1941
 18 1938

MOST TOUCHDOWNS RUSHING**[One Season]**

33 1950
 29 1953
 28 1952

MOST TOUCHDOWNS RUSHING**[One Game]**

7 1976 vs. Atlanta
 6 1949 vs. Green Bay, 1951 vs. New York Yanks

*NFL Record

MOST TOUCHDOWNS PASSING**[One Season]**

31 1950
 28 1948, 1967
 26 1951

MOST TOUCHDOWNS PASSING**[One Game]**

6 1949 vs. New York Bulldogs, 1949 vs. Washington, 1950 vs. Detroit

MOST POINTS AFTER TOUCHDOWNS**[One Season]**

59 1950
 48 1949, 1953, 1967
 47 1951

MOST POINTS AFTER TOUCHDOWNS**[One Game]**

10 1950 vs. Baltimore
 8 1958 vs. San Francisco
 7 1948 vs. New York Giants, 1966 vs. New York Giants

Most Field Goals [One Season]

30 1973
 29 1970
 28 1966

MOST FIELD GOALS ATTEMPTED**[One Season]**

149 1966
 47 1973
 45 1970

MOST FIELD GOALS [One Game]

5 1951 vs. Detroit
 4 Nine times (Most Recent, 1973 vs. Chicago)

Fumbles**MOST FUMBLES [One Season]**

40 1964, 1965
 34 1958, 1959
 33 1947

FEWEST FUMBLES [One Season]

17 1960
 20 1942
 21 1961, 1968, 1973

FEWEST FUMBLES [One Game]

0 Many Games

†Ties NFL Record

MOST FUMBLES [One Game]

- 8 1965 vs. Detroit
- 7 Seven times (Most Recent, 1970 vs. Minnesota)

MOST OPPONENTS FUMBLES**RECOVERED [One Season]**

- 24 1947, 1948
- 20 1966
- 19 1949, 1967, 1968

MOST OPPONENTS FUMBLES**RECOVERED [One Game]**

- 5 1938 vs. Chicago Cardinals
- 5 1954 vs. Detroit
- 5 1966 vs. Green Bay

Punting**MOST PUNTS [One Season]**

- 87 1962
- 82 1964
- 81 1963, 1968

MOST PUNTS [One Game]

- 12 1938 vs. Chicago Bears
- 12 1939 vs. Green Bay
- 12 1940 vs. New York Giants
- 12 1976 vs. San Francisco

BEST PUNTING AVERAGE [One Season]

- 45.5 1962
- 44.6 1955
- 44.4 1946, 1949

BEST PUNTING AVERAGE**[One Game-4 punts or more]**

- 52.5 1939 vs. Green Bay
- 52.5 1962 vs. San Francisco
- 51.6 1946 vs. Chicago Bears
- 51.6 1967 vs. San Francisco

Interceptions**MOST INTERCEPTIONS [One Season]**

- 38 1952
- 32 1967
- 32 1976

MOST INTERCEPTIONS [One Game]

- 7 1964 vs. San Francisco
- 7 1949 vs. Chicago Bears
- 6 1950 vs. New York Yankees
- 6 1952 vs. Dallas

MOST YARDS RETURNING INTERCEPTIONS [One Season]

- 712 1952
- 512 1950
- 490 1958

MOST YARDS RETURNING**INTERCEPTIONS [One Game]**

- *314 1964 vs. San Francisco
- 129 1953 vs. Detroit
- 128 1974 vs. Atlanta

Punt Returns**MOST PUNT RETURNS [One Season]**

- 62 1970
- 58 1969
- 55 1953, 1975

FEWEST PUNT RETURNS [One Season]

- 14 1961
- 25 1960
- 27 1962

MOST PUNT RETURNS [One Game]

- 8 1966 vs. Baltimore, 1970 vs. Atlanta, 1977 vs. Atlanta
- 7 Eleven Times (Most Recent, 1976 vs. Atlanta)

FEWEST YARDS PUNT RETURNS**[One Season]**

- 129 1960
- 181 1964
- 184 1961

MOST YARDS PUNT RETURNS**[One Game]**

- 140 1947 vs. New York Giants
- 122 1953 vs. Detroit, 1973 vs. New Orleans

HIGHEST AVERAGE PUNT RETURNS**[One Season]**

- 14.5 1947
- 13.9 1952
- 13.1 1961

LOWEST AVERAGE PUNT RETURNS**[One Season]**

- 4.6 1954
- 4.9 1971
- 5.2 1960

MOST TOUCHDOWNS PUNT RETURNS**[One Season]**

- 2 1947, 1949, 1952

FEWEST OPPONENTS PUNT RETURNS**[One Season]**

- 22 1972
- 24 1952, 1973
- 25 1965

*NFL Record

MOST OPPONENTS PUNT RETURNS

[One Season]
 60 1963
 55 1962
 49 1966

FEWEST YARDS ALLOWED PUNT

RETURNS [One Season]
 55 1972
 116 1977
 143 1958

MOST YARDS ALLOWED PUNT

RETURNS [One Season]
 689 1963
 567 1962
 452 1971, 1974

LOWEST AVERAGE ALLOWED PUNT

RETURNS [One Season]
 2.5 1972
 4.0 1977
 4.6 1958

HIGHEST AVERAGE ALLOWED PUNT

RETURNS [One Season]
 14.1 1950
 13.9 1948
 12.9 1946

MOST TOUCHDOWNS ALLOWED PUNT

RETURNS [One Season]
 3 1951
 1 1948, 1962, 1965, 1968, 1974

Kickoff Returns**MOST KICKOFF RETURNS [One Season]**

70 1963
 60 1962
 56 1950, 1954, 1961, 1964, 1972

FEWEST KICKOFF RETURNS

[One Season]
 33 1977
 34 1947, 1975
 36 1973

MOST KICKOFF RETURNS [One Game]

8 1950 vs. Philadelphia, 1962 vs. Green Bay, 1963 vs. Chicago
 7 Eleven Times (Most Recent, 1976 vs. St. Louis)

MOST YARDS KICKOFF RETURNS

[One Season]
 1,651 1963
 1,463 1961
 1,424 1950

FEWEST YARDS KICKOFF RETURNS

[One Season]
 690 1949
 705 1977
 724 1947

MOST YARDS KICKOFF RETURNS

[One Game]
 254 1963 vs. Chicago
 239 1976 vs. St. Louis
 215 1959 vs. Green Bay

HIGHEST AVERAGE KICKOFF RETURNS

[One Season]
 26.3 1970
 26.2 1952
 26.1 1961

LOWEST AVERAGE KICKOFF RETURNS

[One Season]
 18.6 1949
 18.8 1951
 19.4 1958

MOST TOUCHDOWNS KICKOFF

RETURNS [One Season]
 3 1950

FEWEST OPPONENTS KICKOFF

RETURNS [One Season]
 35 1955
 44 1947, 1963
 46 1954

MOST OPPONENTS KICKOFF RETURNS

[One Season]
 72 1959
 71 1970
 70 1976

FEWEST YARDS ALLOWED KICKOFF

RETURNS [One Season]
 703 1955
 889 1947
 981 1959

MOST YARDS ALLOWED KICKOFF

RETURNS [One Season]
 1,600 1953
 1,544 1964
 1,478 1951

LOWEST AVERAGE ALLOWED KICKOFF

RETURNS [One Season]
 11.3 1974
 13.6 1959
 19.8 1976

HIGHEST AVERAGE ALLOWED KICKOFF**RETURNS [One Season]**

29.4 1950
27.4 1951
27.1 1953

MOST TOUCHDOWNS ALLOWED**KICKOFF RETURNS [One Season]**

2 1950, 1964, 1967

Penalties**MOST PENALTIES [One Season]**

110 1950
100 1952
98 1949

MOST YARDS PENALIZED [One Season]

1,038 1950
994 1969
959 1970

FEWEST PENALTIES [One Season]

29 1941
45 1942
51 1959

FEWEST YARDS PENALIZED**[One Season]**

195 1938
220 1939
228 1937

1977 Season Review

Atlanta 17, RAMS 6 September 18, at Atlanta

Rams 6 0 0 0-6
Atlanta 0 10 7 0-17
Rams—H. Jackson, 27 pass from
Namath (kick blocked)
Atlanta—Stanback, 1 run (Mike-
Mayer kick)
Atlanta—FG Mike-Mayer 33
Atlanta—Hunter, 1 run (Mike-
Mayer kick)

TEAM STATISTICS

	Rams	Atlanta
First Downs	9	14
Rushing Yardage	59	156
Passing Yardage	108	108
Passes	30-15-0	17-10-0
Punts	10-35.6	10-41.8
Yards Penalized	7-60	6-53
Attendance: 55,956		

INDIVIDUAL STATISTICS**Rushing**

Rams—McCutcheon, 14 for 48 yds.; Cappelletti, 7 for 16.

Atlanta—Stanback, 18 for 73 yds.; Eley, 21 for 60; Esposito, 9 for 16; Hunter, 4 for 7.

Passing

Rams—Namath, 15 of 30 for 141 yds., 1 TD.

Atlanta—Hunter, 10 of 17 for 121 yds.

Receiving

Rams—Jessie, 3 for 47 yds.; H. Jackson, 3 for 45 yds., 1 TD; Young, 3 for 16 yds.; McCutcheon, 3 for 11 yds.; Scales, 1 for 16 yds.; Nelson, 1 for 4 yds.; Cappelletti, 1 for 2 yds.

Atlanta—Francis, 5 for 69 yds.; Stanback, 2 for 15 yds.; Eley, 2 for 8 yds.; Jenkins, 1 for 29 yds.

MISCELLANEOUS

Namath makes first start for Rams, throwing one TD and no interceptions.

RAMS 20, Philadelphia 0
September 25, at Los Angeles

Philadelphia ..0 0 0 0—0
 Rams7 7 3 3—20
 Rams—Nelson, 1 pass from
 Namath (Septien kick)
 Rams—McCutcheon, 13 pass from
 Namath (Septien kick)
 Rams—FG Septien 20
 Rams—FG Septien 23

TEAM STATISTICS

	Phil.	Rams
First Downs	6	21
Rushing Yardage ..	31	220
Passing Yardage ..	81	136
Passes	29-13-3	23-12-1
Punts	9-39.4	6-38.5
Yards Penalized ..	1-10	6-55
Attendance: 46,031		

INDIVIDUAL STATISTICS

Rushing

Phil.—Sullivan, 6 for 18 yds.;
 Jaworski, 2 for 8; Hogan, 8 for 5.
 Rams—McCutcheon, 23 for 106
 yds.; Cappelletti, 20 for 61; Phil-
 lips, 5 for 30; Tyler, 5 for 23;
 Bryant, 1 for 2; Namath, 2 for -2.

Passing

Phil.—Jaworski, 13 of 29 for 99
 yds., 3 int.
 Rams—Namath, 12 of 23 for 136
 yds., 2 TD, 1 int.

Receiving

Phil.—Hogan, 4 for 3 yds.; C.
 Smith, 3 for 47; Sullivan, 3 for 21;
 Carmichael, 2 for 11; Krepfle, 1 for
 17.

Rams—Jessie, 5 for 74 yds.;
 McCutcheon, 4 for 36, 1 TD;
 Nelson, 2 for 21, 1 TD; Cappelletti,
 1 for 5.

MISCELLANEOUS

Eagles' deepest penetration to
 Rams' 48-yard line. Nelson scores
 first NFL TD and Brudzinski makes
 first NFL interception.

RAMS 34, San Francisco 14
October 2, at Los Angeles

San Francisco .7 0 7 0—14
 Rams3 14 0 17—34
 Rams—FG Septien 33
 S.F.—Williams, 17 pass from
 Plunkett (Wittum kick)
 Rams—McCutcheon, 6 run (Sep-
 tien kick)
 Rams—Cappelletti, 1 run (Septien
 kick)
 S.F.—Williams, 3 run (Wittum
 kick)
 Rams—FG Septien 24
 Rams—Cappelletti, 1 run (Septien
 kick)
 Rams—McCutcheon, 1 run (Sep-
 tien kick)

TEAM STATISTICS

	S.F.	Rams
First Downs	12	17
Rushing Yardage ..	48	150
Passing Yardage ..	183	95
Passes	25-15-2	14-7-0
Punts	7-32.3	6-37.5
Yards Penalized ..	11-101	9-108
Attendance: 55,466		

INDIVIDUAL STATISTICS

Rushing

S.F.—Williams, 14 for 37 yds., 1
 TD; Jackson, 10 for 7; Plunkett, 1
 for 4.

Rams—McCutcheon, 24 for 89
 yds., 2 TD; Cappelletti, 20 for 51, 2
 TD; Namath, 2 for 7; Tyler, 2 for 3.

Passing

S.F.—Plunkett, 12 of 22 for 185
 yds., 1 TD; 2 int.; Bull, 3 of 3 for
 20.

Rams—Namath, 7 of 14 for 126
 yds.

Receiving

S.F.—Washington, 3 for 60 yds.;
 Jackson, 3 for 35; Willaims, 3 for
 33, 1 TD; Seal, 2 for 22; Ferrell, 2
 for 12; Mitchell, 1 for 31; Lash, 1
 for 12.

Rams—H. Jackson, 2 for 44 yds.; Scales, 1 for 32; Jessie, 1 for 18; McCutcheon, 1 for 12; Nelson, 1 for 10; Cappelletti, 1 for 10.

MISCELLANEOUS

Rams' special teams dominate game, highlighted by Bill Simpson's blocked punt.

Chicago 24, RAMS 23 October 10, at Chicago

Rams 13 3 0 7-23
Chicago 7 7 0 10-24

Rams—FG Septien 22

Rams—FG Septien 29

Rams—McCutcheon, 2 run

Chicago—Scott, 70 pass from Avellini (Thomas kick)

Chicago—Scott, 72 pass from Avellini (Thomas kick)

Rams—FG Septien 24

Chicago—FG Thomas 33

Chicago—Latta, 29 pass from Avellini (Thomas kick)

Rams—Scales, 26 pass from Haden (Septien kick)

TEAM STATISTICS

	Rams	Chicago
First Downs	22	14
Rushing Yardage ..	177	200
Passing Yardage ..	239	231
Passes	46-19-4	18-12-1
Punts	4-35.5	5-38.8
Yards Penalized ..	8-70	15-144
Attendance: 51,412		

INDIVIDUAL STATISTICS

Rushing

Rams—McCutcheon, 22 for 92 yds., 1 TD; Cappelletti, 13 for 38; Waddy, 1 for 30; Haden, 1 for 8; H. Jackson, 1 for 6; Phillips, 2 for 3.

Chicago—Payton, 24 for 126 yds.; Harper, 16 for 42; Avellini, 6 for 32.

Passing

Rams—Namath, 16 of 40 for 203 yds. 4 int.; Haden, 3 of 6 for 55 yards, 1 TD.

Chicago—Avellini, 11 of 17 for 219 Yds., 3 TD, 1 int.; Parsons, 1 of 1 for 12.

Receiving

Rams—H. Jackson, 6 for 75 yds.; Cappelletti, 6 for 45; Waddy, 5 for 97; Scales, 2 for 41, 1 TD.

Chicago—Latta, 4 for 66, 1 TD; Harper, 4 for 16; Scott, 2 for 142, 2 TD; Rather, 1 for 6; Payton, 1 for 1.

MISCELLANEOUS

Haden takes over at quarterback and starts the rest of the season.

RAMS 14, New Orleans 7 October 16, at Los Angeles

New Orleans .. 0 7 0 0-7
Rams 0 7 7 0-14

Rams—Tyler, 16 run (Septien kick)

New Orleans—Childs, 17 pass from Manning (Szaro kick)

Rams—McCutcheon, 1 run (Septien kick)

TEAM STATISTICS

	N.O.	Rams
First Downs	12	24
Rushing Yardage ..	77	243
Passing Yardage ..	155	165
Passes	34-15-0	16-9-1
Punts	9-41.1	4-32.3
Yards Penalized ..	5-76	7-55
Attendance: 46,045		

INDIVIDUAL STATISTICS

Rushing

New Orleans—Manning, 4 for 28 yds.; Muncie, 11 for 27; Galbreath, 8 for 22.

Rams—McCutcheon, 30 for 126 yds., 1 TD; Cappelletti, 20 for 77; Tyler, 9 for 44, 1 TD; Haden, 2 for -4.

Passing

New Orleans—Manning, 14 of 30 for 147 yds., 1 TD; Douglass, 1 of 4 for 8.

Rams—Haden, 9 of 16 for 180 yds., 1 int.

Receiving

New Orleans—Galbreath, 6 for 28 yds.; Muncie, 5 for 67; Childs, 3 for 32, 1 TD; Herrmann, 1 for 28.

Rams—H. Jackson, 4 for 57 yds.; Waddy, 2 for 51; Nelson, 1 for 46; Cappelletti, 1 for 17; McCutcheon, 1 for 9.

MISCELLANEOUS

Dave Elmendorf makes nine tackles and Wendell Tyler scores first NFL touchdown.

RAMS 35, Minnesota 3 October 24, at Los Angeles

Minnesota 0 0 0 3—3

Rams 7 14 7 7—35

Rams—Haden, 7 run (Septien kick)

Rams—Young, 2 pass from Haden (Septien kick)

Rams—H. Jackson, 9 pass from Haden (Septien kick)

Rams—Cappelletti, 1 run (Septien kick)

Minnesota—FG Cox 42

Rams—Tyler, 44 run (Septien kick)

TEAM STATISTICS

	Minn.	Rams
First Downs	16	21
Rushing Yardage	98	283
Passing Yardage	108	114
Passes	32-13-2	21-12-0
Punts	8-38.1	7-34.4
Yards Penalized	6-39	8-86

Attendance: 62,414

INDIVIDUAL STATISTICS

Rushing

Minnesota—Foreman, 10 for 35 yds.; Johnson, 8 for 29; McClana-

han, 8 for 21; Kellar, 1 for 9; Miller, 2 for 4.

Rams—Tyler, 8 for 102 yds., 1 TD; McCutcheon, 19 for 81; Cappelletti, 12 for 53, 1 TD; Phillips, 7 for 26; Haden, 3 for 13, 1 TD; Nelson, 1 for 8.

Passing

Minnesota—Tarkenton, 10 of 27 for 108 yds., 2 int.; Lee, 3 of 5 for 38.

Rams—Haden, 12 of 21 for 116 yds., 2 TD.

Receiving

Minnesota—Rashad, 6 for 76 yds.; Miller, 2 for 18; McClanahan, 2 for 17; White, 1 for 17; Craig, 1 for 14; Foreman, 1 for 4.

Rams—H. Jackson, 4 for 25 yds., 1 TD; McCutcheon, 3 for 30; Nelson, 2 for 48; Waddy, 1 for 7; Cappelletti, 1 for 4; Young, 1 for 2, 1 TD.

MISCELLANEOUS

Pat Thomas' first two NFL interceptions lead to Ram touchdowns.

New Orleans 27, RAMS 26 October 30, at New Orleans

Rams 7 13 0 6—28

New Orleans . . . 3 14 7 3—27

New Orleans—FG Szaro 23

Rams—H. Jackson, 18 pass from Haden (Septien kick)

New Orleans—Galbreath, 1 run (Szaro kick)

Rams—FG Septien 36

New Orleans—Grooms, 3 pass from Blanchard (Szaro kick)

Rams—H. Jackson, 9 pass from Haden (Septien kick)

Rams—FG Septien 27

New Orleans—Galbreath, 1 run

Rams—McCutcheon, 1 run (bad snap)

New Orleans—FG Szaro 31

TEAM STATISTICS

	Rams	N.O.
First Downs	19	19
Rushing Yardage	134	253
Passing Yardage	242	90
Passes	26-17-0	19-9-0
Punts	3-41.6	3-42.6
Yards Penalized	7-85	3-36
Attendance: 59,023		

INDIVIDUAL STATISTICS

Rushing

Rams—McCutcheon, 26 for 107 yds., 1 TD; Tyler, 4 for 13; Cappelletti, 2 for 10; Haden, 1 for 5; Phillips, 1 for -1.

New Orleans—Galbreath, 20 for 100 yds., 2 TD; Muncie, 16 for 92; Strachan, 12 for 62; Scott, 1 for -1.

Passing

Rams—Haden, 17 of 26 for 261 yds., 2 TD.

New Orleans—Scott, 8 of 18 for 97 yds.; Blanchard, 1 of 1 for 3, 1 TD.

Receiving

Rams—H. Jackson, 8 for 127 yds., 2 TD; Waddy, 3 for 48; Nelson, 2 for 44; Cappelletti, 2 for 23; Scales, 1 for 15; McCutcheon, 1 for 4.

New Orleans—Childs, 3 for 42 yds.; Herrmann, 3 for 29; Muncie, 1 for 16; Strachan, 1 for 10; Grooms, 1 for 3, 1 TD.

MISCELLANEOUS

Harold Jackson sets personal Rams record for most catches in a single game and Haden has best passing day of his career.

RAMS 31, Tampa Bay 0 November 6, at Los Angeles

Tampa Bay	0	0	0	0—0
Rams	3	14	7	7—31

Rams—FG Septien 31
Rams—H. Jackson, 51 pass from Haden (Septien kick)
Rams—McCutcheon, 4 pass from Haden (Septien kick)
Rams—Jim Youngblood, 25 interception return (Septien kick)
Rams—Jodat, 1 run (Septien kick)

TEAM STATISTICS

	T.B.	Rams
First Downs	9	21
Rushing Yardage	109	177
Passing Yardage	43	153
Passes	21-8-2	23-12-0
Punts	8-32.0	6-35.3
Yards Penalized	9-66	5-44
Attendance: 45,493		

INDIVIDUAL STATISTICS

Rushing

Tampa Bay—DuBose, 7 for 39 yds.; Davis, 10 for 38; Bell, 7 for 10; Williams, 3 for 9; Blount, 1 for 8; Owens, 1 for 5.

Rams—McCutcheon, 23 for 79 yds.; Tyler, 11 for 50; Cappelletti, 10 for 31; Jodat, 4 for 14, 1 TD; Phillips, 3 for 3; Ferragamo, 1 for 0.

Passing

Tampa Bay—Blount, 8 of 21 for 83 yds., 2 int.

Rams—Haden, 10 of 21 for 123 yds., 2 TD; Ferragamo, 1 of 1 for 17; Walker, 1 of 1 for 13.

Receiving

Tampa Bay—DuBose, 2 for 17 yds.; Ragsdale, 2 for 17; Davis, 1 for 29; Owens, 1 for 10; Bell, 1 for 5; Carter, 1 for 5.

Rams—H. Jackson, 3 for 67 yds., 1 TD; Nelson, 2 for 22; McCutcheon, 2 for 8, 1 TD; Cappelletti, 1 for 18; Young, 1 for 17; Wallace, 1 for 13; Phillips, 1 for 5; Tyler, 1 for 3.

MISCELLANEOUS

Cody Jones notched six tackles, 2½ sacks and two blocked passes. Bucs' deepest penetration was to Rams' 41-yard line.

RAMS 24, Green Bay 6 November 13, at Milwaukee

Rams0 17 0 7—24
Green Bay0 0 6 0—6
Rams—McCutcheon, 2 run (Septien kick)
Rams—Nelson, 6 pass from Haden (Septien kick)
Rams—FG Septien 32
Green Bay—Odom, 65 pass from Dickey (Marcol kick failed)
Rams—Tyler, 1 run (Septien kick)

TEAM STATISTICS

	Rams	G.B.
First Downs	23	17
Rushing Yardage .	190	93
Passing Yardage .	146	246
Passes	17-10-0	36-18-2
Punts	4-32.3	5-38.8
Yards Penalized .	5-55	9-65
Attendance:	52,948	

INDIVIDUAL STATISTICS

Rushing

Rams—Cappelletti, 20 for 74 yds.; McCutcheon, 16 for 37, 1 TD; Phillips, 6 for 26; Nelson, 1 for 18; Haden, 6 for 15; Tyler, 4 for 10, 1 TD; Bryant, 2 for 9; Jodat, 1 for 1.
Green Bay—Middleton, 15 for 36 yds.; Smith, 11 for 32; Harrell, 4 for 25; Torkelson, 1 for 0.

Passing

Rams—Haden, 10 of 17 for 146 yds., 1 TD.
Green Bay—Dickey, 18 of 36 for 276 yds., 1 TD, 2 int.

Receiving

Rams—H. Jackson, 4 for 48 yds.; McCutcheon, 3 for 72; Waddy, 1 for 12; Cappelletti, 1 for 8; Nelson, 1 for 6, 1 TD.
Green Bay—Harrell, 5 for 49 yds.; Odom, 4 for 115, 1 TD; B. Smith, 4 for 19; O. Smith, 3 for 82; McGeorge, 2 for 11.

MISCELLANEOUS

Carl Ekern's mid-air tackle highlights goal-line stand. Pat Thomas again gets two interceptions.

RAMS 23, San Francisco 10 November 20, at San Francisco

Rams0 10 7 6—23
San Francisco .3 0 0 7—10
S.F.—FG Wersching 37
Rams—FG Septien 45
Rams—Waddy, 26 pass from Haden (Septien kick)
Rams—McCutcheon, 42 run (Septien kick)
S.F.—Williams, 4 run (Wersching kick)
Rams—FG Septien 25
Rams—FG Septien 20

TEAM STATISTICS

	Rams	S.F.
First Downs	10	19
Rushing Yardage .	130	148
Passing Yardage .	86	121
Passes	13-5-0	26-11-3
Punts	4-29.3	4-25.8
Yards Penalized .	3-53	3-19
Attendance:	56,779	

INDIVIDUAL STATISTICS

Rushing

Rams—McCutcheon, 22 for 100 yds., 1 TD; Haden, 8 for 21; Cappelletti, 8 for 9.

S.F.—Williams, 22 for 98 yds., 1 TD; Jackson, 15 for 49; Plunkett, 1 for 1; Ferrell, 1 for 0.

Passing

Rams—Haden, 5 of 13 for 92 yds., 1 TD.

S.F.—Plunkett, 11 of 25 for 133 yds., 2 int.; Bull, 0 of 1 for 0, 1 int.

Receiving

Rams—Waddy, 2 for 45 yds., 1 TD; McCutcheon, 2 for 23; H. Jackson, 1 for 24.

S.F.—Harrison, 3 for 58 yds.; Mitchell, 3 for 30; Washington, 2 for 24; Jackson, 2 for 17; Williams, 1 for 4.

MISCELLANEOUS

Bill Simpson ties Ram record with three interceptions in a single game.

RAMS 9, Cleveland 0 November 27, at Cleveland

Rams 6 3 0 0—9
Cleveland 0 0 0 0—0

Rams—Cappelletti, 7 run (Septien kick failed)

Rams—FG Septien 18

TEAM STATISTICS

	Rams	Cleveland
First Downs	24	11
Rushing Yardage	216	90
Passing Yardage	147	91
Passes	29-20-3	27-13-3
Punts	4-32.2	5-40.0
Yards Penalized	7-59	8-76
Attendance: 70,352		

INDIVIDUAL STATISTICS

Rushing

Rams—McCutcheon, 24 for 104 yds.; Cappelletti, 14 for 55, 1 TD; Haden, 3 for 39; Bryant, 2 for 7; Tyler, 5 for 6; Nelson, 1 for 5.

Cleveland—Miller, 9 for 50 yds.; Pruitt, 11 for 39; Mays, 2 for 1.

Passing

Rams—Haden, 20 of 29 for 172 yds., 3 int.

Cleveland—Mays, 10 of 18 for 96 yds., 2 int.; Luck, 3 of 8 for 23, 1 int.; Pruitt, 0 of 1 for 0.

Receiving

Rams—Waddy, 6 for 68 yds.; H. Jackson, 5 for 44; Nelson, 4 for 39; Cappelletti, 4 for 15; McCutcheon, 1 for 6.

Cleveland—Warfield, 3 for 46 yds.; Pruitt, 3 for 25; Miller, 3 for 7; Parris, 2 for 15; Rucker, 1 for 18; Roan, 1 for 8.

MISCELLANEOUS

Monte Jackson makes two interceptions as Rams notch third shutout of season—a club record.

RAMS 20, Oakland 14 December 4, at Los Angeles

Oakland 0 7 0 7—14
Rams 7 0 3 10—20

Rams—Cappelletti, 1 run (Septien kick)

Oakland—Banaszak, 1 run (Mann kick)

Rams—FG Septien 21

Rams—FG Septien 44

Oakland—Casper, 21 pass from Stabler (Mann kick)

Rams—H. Jackson, 43 pass from Haden (Septien kick)

TEAM STATISTICS

	Oakland Rams	
First Downs	27	19
Rushing Yardage	198	137
Passing Yardage	153	165
Passes	38-16-4	22-13-0
Punts	2-42.5	4-37.3
Yards Penalized	6-56	8-70
Attendance: 67,075		

INDIVIDUAL STATISTICS

Rushing

Oakland—Davis, 10 for 80 yds.; van Eeghen, 16 for 79; Banaszak, 8 for 28, 1 TD; Garrett, 3 for 11.

Rams—McCutcheon, 25 for 97 yds.; Cappelletti, 13 for 34, 1 TD; Waddy, 1 for 4; Haden, 1 for 2.

Passing

Oakland—Stabler, 16 of 38 for 194 yds., 1 TD, 4 int.

Rams—Haden, 13 of 22 for 186 yds., 1 TD.

Receiving

Oakland—Casper, 5 for 73 yds., 1 TD; Biletnikoff, 4 for 47; Branch, 3 for 40; van Eeghen, 2 for 9; Davis, 1 for 14; Bradshaw, 1 for 11.

Rams—Cappelletti, 5 for 29 yds.; McCutcheon, 4 for 63; Nelson, 3 for 51; H. Jackson, 1 for 43, 1 TD.

MISCELLANEOUS

Rams clinch fifth straight NFC West title after beating defending Super Bowl champions.

RAMS 23, Atlanta 7

December 11, at Los Angeles

Atlanta 0 0 0 7-7

Rams 9 0 7 7-23

Rams—Cappelletti, 25 pass from Haden (Septien kick failed)

Rams—FG Septien 36

Rams—Haden, 13 run (Septien kick)

Rams—Phillips, 2 run (Septien kick)

Atlanta—Jenkins, 73 pass from Bartkowski (Steinfork kick)

TEAM STATISTICS

	Atlanta Rams	
First Downs	10	20
Rushing Yardage	64	265
Passing Yardage	149	121
Passes	28-15-1	25-15-1
Punts	8-44.3	4-30.5
Yards Penalized	5-35	3-30
Attendance: 52,574		

INDIVIDUAL STATISTICS

Rushing

Atlanta—Stanback, 14 for 55 yds.; Thompson, 7 for 9; Bartkowski, 2 for 0.

Rams—McCutcheon, 17 for 152 yds.; Cappelletti, 14 for 56; Tyler, 6 for 30; Phillips, 5 for 20, 1 TD; Haden, 4 for 7, 1 TD.

Passing

Atlanta—Bartkowski, 15 of 28 for 230 yds., 1 TD, 1 int.

Rams—Haden, 15 of 25 for 152 yds., 1 TD, 1 int.

Receiving

Atlanta—Jenkins, 4 for 95 yds., 1 TD; Thompson, 4 for 18; Francis, 3 for 64; Stanback, 2 for 36; Mitchell, 2 for 17.

Rams—H. Jackson, 7 for 67 yds.; Nelson, 6 for 44; Cappelletti, 2 for 41, 1 TD.

MISCELLANEOUS

McCutcheon breaks Dick Bass' record to become all-time Ram rushing leader as club wins sixth game in a row.

Washington 17, RAMS 14

December 17, at Washington

Rams 0 0 0 14-14

Washington 14 0 3 0-17

Washington—Grant, 59 pass from Kilmer (Moseley kick)
 Washington—Fugett, 3 pass from Kilmer (Moseley kick)
 Washington—FG Moseley 45
 Rams—Nelson, 17 pass from Ferragamo (Septien kick)
 Rams—Jodat, 2 pass from Ferragamo (Septien kick)

TEAM STATISTICS

	Rams	Wash.
First Downs	20	17
Rushing Yardage	194	133
Passing Yardage	99	118
Passes	34-15-1	21-12-2
Punts	7-37.3	6-42.0
Yards Penalized	6-39	7-49
Attendance: 54,208		

INDIVIDUAL STATISTICS

Rushing

Rams—Phillips, 8 for 76 yds.; Tyler, 7 for 36; Cappelletti, 5 for 33; McCutcheon, 8 for 25; Bryant, 1 for 24.

Washington—Hill, 26 for 89; Harmon, 13 for 38; Kilmer, 1 for 6.

Passing

Rams—Ferragamo, 8 of 14 for 66 yds., 2 TD; Haden, 7 of 20 for 68, 1 int.

Washington—Kilmer, 12 of 21 for 144 yds., 2 TD, 2 int.

Receiving

Rams—Nelson, 6 for 66 yds., 1 TD; Bryant, 4 for 28; Waddy, 3 for 27; Cappelletti, 1 for 11; Jodat, 1 for 2, 1 TD.

Washington—Grant, 4 for 87 yds., 1 TD; Hill, 4 for 27; Taylor, 2 for 5; Harmon, 1 for 22; Fugett, 1 for 3, 1 TD.

MISCELLANEOUS

Terry Nelson's six catches gives him season total of 31—best by a Ram tight end since 1970.

NFC PLAYOFFS

Minnesota 14, RAMS 7

December 26, at Los Angeles

Minnesota	7	0	0	7-14
Rams	0	0	0	7-7
Minnesota—Foreman, 5 run (Cox kick)				
Minnesota—Johnson, 1 run (Cox kick)				
Rams—H. Jackson, 1 pass from Haden (Septien kick)				

TEAM STATISTICS

	Minn.	Rams
First Downs	14	14
Rushing Yardage	144	149
Passing Yardage	45	118
Passes	10-5-0	32-14-3
Punts	8-40.8	5-37.6
Yards Penalized	7-50	2-15
Attendance: 62,538		

INDIVIDUAL STATISTICS

Rushing

Minnesota—Foreman, 31 for 101 yds., 1 TD; Miller, 12 for 52; Johnson, 3 for 1, 1 TD; Lee, 3 for -10.

Rams—McCutcheon, 16 for 102 yds.; Haden, 3 for 27; Cappelletti, 7 for 11; Phillips, 1 for 9; Tyler, 1 for 0; Nelson, 1 for 0.

Passing

Minnesota—Lee, 5 of 10 for 57 yds.

Rams—Haden, 14 of 32 for 130 yds., 1 TD, 3 int.

Receiving

Minnesota—Rashad, 2 for 37 yds.; Miller, 2 for 14; Foreman, 1 for 6.

Rams—Nelson, 5 for 85 yds.; H. Jackson, 3 for 21, 1 TD; McCutcheon, 2 for 15; Phillips, 2 for 0; Waddy, 1 for 5; Cappelletti, 1 for 4.

Lasts In Ram Football

(League Games Only)

LAST PUNT RETURN FOR TOUCHDOWN

By Rams: 1961 — Dick Bass (90 yards) against Green Bay at Los Angeles

By Opp: 1974 — Jon Stagers of Green Bay (68 yards) at Milwaukee

LAST KICKOFF RETURN FOR TOUCHDOWN

By Rams: 1976 — Cullen Bryant (90 yards) against St. Louis at Los Angeles

By Opp: 1971 — Isaac Thomas of Dallas (89 yards) at Dallas

LAST PASS INTERCEPTION RETURN FOR TOUCHDOWN

By Rams: 1977 — Jim Youngblood (25 yards) vs. Tampa Bay at Los Angeles

By Opp: 1972 — Rudy Redmond of Detroit (88 yards) at Los Angeles

LAST SHUTOUT

By Rams: 1977 — Against Cleveland (9-0) at Cleveland

By Opp: 1976 — By San Francisco (0-16) at Los Angeles

Catch the Super bakery selection at Ralphs.



You'll find a delicious selection of fresh breads, luscious cakes and, of course, a variety of hamburger and hot dog buns. Everything you need to be #1 at your house.

©1978 by
Ralphs Groc. Co.



1977 NFL Scores

ATLANTA (7-7)

17	*Los Angeles	6
6	Washington	10
17	*New York Giants	3
7	San Francisco	0
0	Buffalo	3
16	Chicago	10
7	*Minnesota	14
3	*San Francisco	10
17	*Detroit	6
20	New Orleans	21
17	Tampa Bay	0
16	*New England	16
7	Los Angeles	23
35	*New Orleans	7
179		129

BALTIMORE (10-4)

29	Seattle	14
20	New York Jets	12
17	*Buffalo	14
45	*Miami	28
17	Kansas City	6
3	New England	17
31	*Pittsburgh	21
10	*Washington	3
31	Buffalo	13
33	*New York Jets	12
13	Denver	27
6	Miami	17
10	*Detroit	13
30	*New England	24
295		221

BUFFALO (3-11)

0	*Miami	13
6	Denver	26
14	Baltimore	17
19	*New York Jets	24
3	*Atlanta	0
16	*Cleveland	27
17	Seattle	56
24	New England	14
13	*Baltimore	31
7	*New England	20
13	Oakland	34
0	*Washington	10
14	New York Jets	10
14	Miami	31
160		313

CHICAGO (9-5)

30	*Detroit	20
13	St. Louis	16
24	*New Orleans	42
24	*Los Angeles	23
16	Minnesota	22OT
10	*Atlanta	16
26	Green Bay	0
10	Houston	47
26	*Kansas City	27
10	*Minnesota	7
31	Detroit	14
10	Tampa Bay	0
21	*Green Bay	10
12	New York Giants	9OT
255		253

CINCINNATI (8-6)

3	*Cleveland	13
42	*Seattle	20
3	San Diego	24
17	Green Bay	7
14	Pittsburgh	20
13	*Denver	24
13	*Houston	10OT
10	Cleveland	7
10	Minnesota	42
23	*Miami	17
30	New York Giants	13
27	Kansas City	7
17	*Pittsburgh	10
16	Houston	21
238		235

CLEVELAND (6-8)

13	Cincinnati	3
30	*New England	27OT
14	*Pittsburgh	28
10	*Oakland	26
24	Houston	23
27	Buffalo	16
44	*Kansas City	7
7	*Cincinnati	10
31	Pittsburgh	35
21	New York Giants	7
0	*Los Angeles	9
14	San Diego	37
15	*Houston	19
19	Seattle	20
269		267

DALLAS (12-2)

16	Minnesota	10OT
41	*New York Giants	21
23	*Tampa Bay	7
30	St. Louis	24
34	*Washington	16
16	Philadelphia	10
37	*Detroit	0
24	New York Giants	10
17	*St. Louis	24
13	Pittsburgh	28
14	Washington	7
42	*Philadelphia	14
24	San Francisco	35
14	*Denver	6
345		212

DENVER (12-2)

7	*St. Louis	0
26	*Buffalo	6
24	Seattle	13
23	*Kansas City	7
30	Oakland	7
24	Cincinnati	13
14	*Oakland	24
21	*Pittsburgh	7
17	San Diego	14
14	Kansas City	7
27	Baltimore	13
24	Houston	14
17	*San Diego	9
6	Dallas	14
274		148

DETROIT (6-8)

20	Chicago	30
23	*New Orleans	19
17	*Philadelphia	13
7	Minnesota	14
10	*Green Bay	6
7	San Francisco	28
0	Dallas	37
20	*San Diego	0
6	Atlanta	17
16	*Tampa Bay	7
14	*Chicago	31
9	Green Bay	10
13	Baltimore	10
21	*Minnesota	30
163		252

GREEN BAY (4-10)

24	New Orleans	20
10	*Houston	16
7	Minnesota	19
7	*Cincinnati	17
6	Detroit	10
13	Tampa Bay	0
0	*Chicago	26
10	Kansas City	20
6	*Los Angeles	24
9	Washington	10
6	*Minnesota	13
10	*Detroit	9
10	Chicago	21
16	*San Francisco	14
134		219

HOUSTON (8-6)

20	*New York Jets	0
16	Green Bay	17
7	Miami	27
27	*Pittsburgh	10
23	*Cleveland	24
10	Pittsburgh	27
10	Cincinnati	13OT
47	*Chicago	0
29	Oakland	34
22	Seattle	10
34	*Kansas City	20
14	*Denver	24
19	Cleveland	15
21	*Cincinnati	16
299		230

KANSAS CITY (2-12)

17	New England	21
7	*San Diego	23
20	*Oakland	27
7	Denver	37
6	*Baltimore	17
21	San Diego	16
7	Cleveland	44
20	*Green Bay	10
27	Chicago	28
7	*Denver	14
20	Houston	34
7	*Cincinnati	37
31	*Seattle	34
20	Oakland	21
225		349

LOS ANGELES (10-4)

6	Atlanta	17
20	*Philadelphia	0
34	*San Francisco	14
23	Chicago	24
14	*New Orleans	7
35	*Minnesota	3
26	New Orleans	27
31	*Tampa Bay	0
24	Green Bay	6
23	San Francisco	10
9	Cleveland	0
20	*Oakland	14
20	*Atlanta	7
14	Washington	17
302		146

MIAMI (10-4)

13	Buffalo	0
19	San Francisco	15
27	*Houston	7
28	Baltimore	45
21	*New York Jets	17
31	*Seattle	13
13	*San Diego	14
14	New York Jets	10
17	*New England	5
17	Cincinnati	23
55	St. Louis	14
17	*Baltimore	6
10	New England	14
31	*Buffalo	14
313		197

MINNESOTA (9-5)

10	*Dallas	16OT
9	Tampa Bay	3
19	*Green Bay	7
14	*Detroit	7
22	*Chicago	16OT
3	Los Angeles	35
14	Atlanta	7
7	*St. Louis	27
42	*Cincinnati	10
7	Chicago	10
13	Green Bay	6
28	*San Francisco	27
13	Oakland	35
30	Detroit	21
231		227

NEW ENGLAND (9-5)

21	*Kansas City	17
27	Cleveland	30OT
27	New York Jets	30
31	*Seattle	0
24	San Diego	20
17	*Baltimore	3
24	*New York Jets	13
14	*Buffalo	24
5	Miami	17
20	Buffalo	7
14	*Philadelphia	6
16	Atlanta	10
14	*Miami	10
24	Baltimore	30
278		217

NEW ORLEANS (3-11)

20	*Green Bay	24
19	Detroit	23
42	Chicago	24
0	*San Diego	14
7	Los Angeles	14
31	St. Louis	49
27	*Los Angeles	26
7	Philadelphia	28
7	*San Francisco	10OT
21	*Atlanta	20
17	San Francisco	20
13	*New York Jets	16
14	*Tampa Bay	33
7	Atlanta	35
232		336

NEW YORK GIANTS (5-9)

20	*Washington	17
21	Dallas	41
3	Atlanta	17
10	*Philadelphia	26
20	*San Francisco	17
17	Washington	6
0	St. Louis	28
10	*Dallas	24
10	Tampa Bay	0
7	*Cleveland	21
13	Cincinnati	30
27	*St. Louis	7
14	Philadelphia	17
9	*Chicago	12OT
181		265

NEW YORK JETS (3-11)

0	Houston	20
12	*Baltimore	20
30	*New England	27
24	Buffalo	19
17	Miami	21
27	*Oakland	28
13	New England	24
10	*Miami	14
0	*Seattle	17
12	Baltimore	33
20	*Pittsburgh	23
16	New Orleans	13
10	*Buffalo	14
0	Philadelphia	27
191		300

OAKLAND (11-3)

24	*San Diego	0
16	Pittsburgh	7
37	Kansas City	28
26	Cleveland	10
7	*Denver	30
28	New York Jets	27
24	Denver	14
44	*Seattle	7
34	*Houston	29
7	*San Diego	12
34	*Buffalo	13
14	Los Angeles	20
35	*Minnesota	13
21	*Kansas City	20
351		230

PHILADELPHIA (5-9)

13	*Tampa Bay	3
0	Los Angeles	20
13	Detroit	17
28	New York Giants	10
17	*St. Louis	21
10	*Dallas	16
17	Washington	23
28	*New Orleans	7
16	*Washington	17
14	St. Louis	21
6	New England	14
14	Dallas	24
17	*New York Giants	14
27	*New York Jets	0
220		207

PITTSBURGH (9-5)

27	*San Francisco	0
7	*Oakland	16
28	Cleveland	14
10	Houston	27
20	*Cincinnati	14
27	*Houston	10
21	Baltimore	31
7	Denver	21
35	*Cleveland	31
28	*Dallas	13
23	New York Jets	20
30	*Seattle	20
10	Cincinnati	17
10	San Diego	9
283		243

ST. LOUIS (7-7)

0	Denver	7
16	*Chicago	13
14	Washington	24
24	*Dallas	30
21	Philadelphia	17
49	*New Orleans	31
28	*New York Giants	0
27	Minnesota	7
24	Dallas	17
21	*Philadelphia	16
14	*Miami	55
7	New York Giants	27
20	*Washington	26
7	Tampa Bay	17
272		387

SAN DIEGO (7-7)

0	Oakland	24
23	Kansas City	7
24	*Cincinnati	3
14	New Orleans	0
20	*New England	24
16	*Kansas City	21
14	Miami	13
0	Detroit	20
14	*Denver	17
12	*Oakland	7
30	Seattle	28
37	*Cleveland	14
9	Denver	17
9	*Pittsburgh	10
222		205

SAN FRANCISCO (5-9)		SEATTLE (5-9)		TAMPA BAY (2-12)	
0	Pittsburgh 27	14	*Baltimore 29	3	Philadelphia 13
15	*Miami 19	20	Cincinnati 42	7	*Minnesota 9
14	Los Angeles 34	13	*Denver 24	7	Dallas 23
0	*Atlanta 7	0	New England 31	0	*Washington 10
17	New York Giants 20	30	*Tampa Bay 23	23	Seattle 30
28	*Detroit 7	13	Miami 31	0	*Green Bay 13
20	*Tampa Bay 10	56	*Buffalo 17	10	San Francisco 20
10	Atlanta 3	7	Oakland 44	0	Los Angeles 31
10	New Orleans 7OT	17	New York Jets 0	0	*New York Giants 10
10	*Los Angeles 23	10	*Houston 22	7	Detroit 16
20	*New Orleans 17	28	*San Diego 30	0	*Atlanta 17
27	Minnesota 28	20	Pittsburgh 30	0	*Chicago 10
35	*Dallas 42	34	Kansas City 31	33	New Orleans 14
14	Green Bay 16	20	*Cleveland 19	17	*St. Louis 7
220	260	282	373	103	223

WASHINGTON (9-5)

17	New York Giants 20	5	*New York Giants 17	7	*Dallas 14
10	*Atlanta 6	23	*Philadelphia 17	10	Buffalo 0
24	*St. Louis 14	3	Baltimore 10	26	St. Louis 20
10	Tampa Bay 0	7	Philadelphia 14	17	*Los Angeles 17
16	Dallas 34	10	*Green Bay 9	196	169

OT Denotes overtime
* Denotes home game

1978 NFL Schedule

ATLANTA FALCONS

Sept. 3—HOUSTON 1:00
Sept. 10—at Los Angeles 1:00
Sept. 17—CLEVELAND 1:00
Sept. 24—at Tampa Bay 4:00
Oct. 1—NEW YORK GIANTS 1:00
Oct. 8—at Pittsburgh 1:00
Oct. 15—DETROIT 1:00
Oct. 22—at San Francisco 1:00
Oct. 30—LOS ANGELES (Mon.) 9:00
Nov. 5—SAN FRANCISCO 1:00
Nov. 12—at New Orleans 1:00
Nov. 19—at Chicago 1:00
Nov. 26—NEW ORLEANS 1:00
Dec. 3—at Cincinnati 1:00
Dec. 10—WASHINGTON 1:00
Dec. 17—at St. Louis 1:00

CHICAGO BEARS

Sept. 3—ST. LOUIS 1:00
Sept. 10—at San Francisco 1:00
Sept. 17—at Detroit 1:00
Sept. 25—MINNESOTA (Mon.) 8:00
Oct. 1—OAKLAND 3:00
Oct. 8—at Green Bay 1:00
Oct. 16—at Denver (Mon.) 7:00
Oct. 22—at Tampa Bay 1:00
Oct. 29—DETROIT 1:00
Nov. 5—SEATTLE 1:00
Nov. 12—at Minnesota 3:00
Nov. 19—ATLANTA 1:00
Nov. 26—TAMPA BAY 1:00
Dec. 4—at San Diego (Mon.) 6:00
Dec. 10—GREEN BAY 1:00
Dec. 16—at Washington (Sat.) 1:00

BALTIMORE COLTS

Sept. 4—at Dallas (Mon.) 8:00
Sept. 10—MIAMI 4:00
Sept. 18—at New England (Mon.) 9:00
Sept. 24—at Buffalo 1:00
Oct. 1—PHILADELPHIA 2:00
Oct. 8—at St. Louis 1:00
Oct. 15—NEW YORK JETS 2:00
Oct. 22—DENVER 4:00
Oct. 29—at Miami 4:00
Nov. 6—WASHINGTON (Mon.) 9:00
Nov. 12—at Seattle 1:00
Nov. 19—CLEVELAND 2:00
Nov. 26—NEW ENGLAND 4:00
Dec. 3—at New York Jets 1:00
Dec. 9—at Pittsburgh (Sat.) 1:00
Dec. 17—BUFFALO 2:00

CINCINNATI BENGALS

Sept. 3—KANSAS CITY 1:00
Sept. 10—at Cleveland 1:00
Sept. 17—PITTSBURGH 1:00
Sept. 24—NEW ORLEANS 1:00
Oct. 1—at San Francisco 1:00
Oct. 8—at Miami (Mon.) 8:30
Oct. 15—NEW ENGLAND 1:00
Oct. 22—at Buffalo 1:00
Oct. 29—HOUSTON 1:00
Nov. 5—at San Diego 1:00
Nov. 13—OAKLAND (Mon.) 9:00
Nov. 19—at Pittsburgh 4:00
Nov. 26—at Houston 1:00
Dec. 3—ATLANTA 1:00
Dec. 11—at Los Angeles (Mon.) 6:00
Dec. 17—CLEVELAND 1:00

BUFFALO BILLS

Sept. 3—PITTSBURGH 1:00
Sept. 10—NEW YORK JETS 4:00
Sept. 17—at Miami 4:00
Sept. 24—BALTIMORE 1:00
Oct. 1—KANSAS CITY 1:00
Oct. 8—at New York Jets 1:00
Oct. 15—at Houston 1:00
Oct. 22—CINCINNATI 1:00
Oct. 29—at Cleveland 1:00
Nov. 5—NEW ENGLAND 1:00
Nov. 12—MIAMI 1:00
Nov. 19—at Tampa Bay 1:00
Nov. 26—NEW YORK GIANTS 1:00
Dec. 3—at Kansas City 1:00
Dec. 10—at New England 1:00
Dec. 17—at Baltimore 2:00

CLEVELAND BROWNS

Sept. 3—SAN FRANCISCO 1:00
Sept. 10—CINCINNATI 1:00
Sept. 17—at Atlanta 1:00
Sept. 24—at Pittsburgh 1:00
Oct. 1—HOUSTON 1:00
Oct. 8—at New Orleans 1:00
Oct. 15—PITTSBURGH 1:00
Oct. 22—at Kansas City 1:00
Oct. 29—BUFFALO 1:00
Nov. 5—at Houston 1:00
Nov. 12—DENVER 1:00
Nov. 19—at Baltimore 2:00
Nov. 26—LOS ANGELES 1:00
Dec. 3—at Seattle 1:00
Dec. 10—NEW YORK JETS 1:00
Dec. 17—at Cincinnati 1:00

DALLAS COWBOYS	
Sept. 4—BALTIMORE (Mon.)	8:00
Sept. 10—at New York Giants	1:00
Sept. 17—at Los Angeles	1:00
Sept. 24—ST. LOUIS	3:00
Oct. 2—at Washington (Mon.)	9:00
Oct. 8—NEW YORK GIANTS	1:00
Oct. 15—at St. Louis	1:00
Oct. 22—PHILADELPHIA	1:00
Oct. 26—MINNESOTA (Thurs.)	7:30
Nov. 5—at Miami	4:00
Nov. 12—at Green Bay (Milw.)	1:00
Nov. 19—NEW ORLEANS	1:00
Nov. 23—WASHINGTON (Thanks.)	2:30
Dec. 3—NEW ENGLAND	3:00
Dec. 10—at Philadelphia	1:00
Dec. 17—at New York Jets	1:00

DENVER BRONCOS	
Sept. 3—OAKLAND	2:00
Sept. 11—at Minnesota (Mon.)	8:00
Sept. 17—SAN DIEGO	2:00
Sept. 24—at Kansas City	1:00
Oct. 1—SEATTLE	2:00
Oct. 8—at San Diego	1:00
Oct. 16—CHICAGO (Mon.)	7:00
Oct. 22—at Baltimore	4:00
Oct. 29—at Seattle	1:00
Nov. 5—NEW YORK JETS	2:00
Nov. 12—at Cleveland	1:00
Nov. 19—GREEN BAY	2:00
Nov. 23—at Detroit (Thanks.)	12:30
Dec. 3—at Oakland	6:00
Dec. 10—KANSAS CITY	2:00
Dec. 16—PITTSBURGH (Sat.)	2:00

DETROIT LIONS	
Sept. 3—GREEN BAY	1:00
Sept. 9—at Tampa Bay (Sat.)	8:00
Sept. 17—CHICAGO	1:00
Sept. 24—at Seattle	1:00
Oct. 1—at Green Bay (Milw.)	1:00
Oct. 8—WASHINGTON	1:00
Oct. 15—at Atlanta	1:00
Oct. 22—SAN DIEGO	1:00
Oct. 29—at Chicago	1:00
Nov. 5—at Minnesota	1:00
Nov. 12—TAMPA BAY	1:00
Nov. 19—at Oakland	1:00
Nov. 23—DENVER (Thanks.)	12:30
Dec. 3—at St. Louis	1:00
Dec. 9—MINNESOTA (Sat.)	4:00
Dec. 17—SAN FRANCISCO	1:00

GREEN BAY PACKERS	
Sept. 3—at Detroit	1:00
Sept. 10—NEW ORLEANS (Milw.)	1:00
Sept. 17—OAKLAND	1:00
Sept. 24—at San Diego	1:00
Oct. 1—DETROIT (Milw.)	1:00
Oct. 8—CHICAGO	1:00
Oct. 15—SEATTLE (Milw.)	1:00
Oct. 22—at Minnesota	1:00
Oct. 29—TAMPA BAY	1:00
Nov. 5—at Philadelphia	1:00
Nov. 12—DALLAS (Milw.)	1:00
Nov. 19—at Denver	2:00
Nov. 26—MINNESOTA	1:00
Dec. 3—at Tampa Bay	1:00
Dec. 10—at Chicago	1:00
Dec. 17—at Los Angeles	1:00

HOUSTON OILERS	
Sept. 3—at Atlanta	1:00
Sept. 10—at Kansas City	1:00
Sept. 17—SAN FRANCISCO	1:00
Sept. 24—LOS ANGELES	12:00
Oct. 1—at Cleveland	1:00
Oct. 8—at Oakland	1:00
Oct. 15—BUFFALO	1:00
Oct. 23—at Pittsburgh (Mon.)	9:00
Oct. 29—at Cincinnati	1:00
Nov. 5—CLEVELAND	1:00
Nov. 12—at New England	1:00
Nov. 19—MIAMI (Mon.)	8:00
Nov. 26—CINCINNATI	1:00
Dec. 3—PITTSBURGH	3:00
Dec. 10—at New Orleans	1:00
Dec. 17—SAN DIEGO	3:00

KANSAS CITY CHIEFS	
Sept. 3—at Cincinnati	1:00
Sept. 10—HOUSTON	1:00
Sept. 17—at New York Giants	1:00
Sept. 24—DENVER	1:00
Oct. 1—ATLANTA	1:00
Oct. 8—TAMPA BAY	1:00
Oct. 15—at Oakland	1:00
Oct. 22—CLEVELAND	1:00
Oct. 29—at Pittsburgh	1:00
Nov. 5—OAKLAND	1:00
Nov. 12—at San Diego	1:00
Nov. 19—SEATTLE	1:00
Nov. 26—SAN DIEGO	1:00
Dec. 3—BUFFALO	1:00
Dec. 10—at Denver	2:00
Dec. 17—at Seattle	1:00

LOS ANGELES RAMS	
Sept. 3—at Philadelphia	1:00
Sept. 10—ATLANTA	1:00
Sept. 17—DALLAS	1:00
Sept. 24—at Houston	12:00
Oct. 1—at New Orleans	1:00
Oct. 8—SAN FRANCISCO	1:00
Oct. 15—at Minnesota	3:00
Oct. 22—NEW ORLEANS	1:00
Oct. 30—at Atlanta (Mon.)	9:00
Nov. 5—TAMPA BAY	1:00
Nov. 12—PITTSBURGH	5:00
Nov. 19—at San Francisco	1:00
Nov. 26—at Cleveland	1:00
Dec. 3—at New York Giants	1:00
Dec. 11—CINCINNATI (Mon.)	6:00
Dec. 17—GREEN BAY	1:00

MIAMI DOLPHINS	
Sept. 3—at New York Jets	1:00
Sept. 10—at Baltimore	4:00
Sept. 17—BUFFALO	4:00
Sept. 24—at Philadelphia	1:00
Oct. 1—ST. LOUIS	1:00
Oct. 9—CINCINNATI (Mon.)	8:30
Oct. 15—at San Diego	1:00
Oct. 22—at New England	1:00
Oct. 29—BALTIMORE	4:00
Nov. 5—DALLAS	4:00
Nov. 12—at Buffalo	1:00
Nov. 20—at Houston (Mon.)	8:00
Nov. 26—NEW YORK JETS	1:00
Dec. 3—at Washington	1:00
Dec. 10—OAKLAND	4:00
Dec. 18—NEW ENGLAND (Mon.)	9:00

MINNESOTA VIKINGS	
Sept. 3—at New Orleans	1:00
Sept. 11—DENVER (Mon.)	8:00
Sept. 17—TAMPA BAY	1:00
Sept. 25—at Chicago (Mon.)	8:00
Oct. 1—at Tampa Bay	1:00
Oct. 8—at Seattle	1:00
Oct. 15—LOS ANGELES	3:00
Oct. 22—GREEN BAY	1:00
Oct. 26—at Dallas (Thurs.)	7:30
Nov. 5—DETROIT	1:00
Nov. 12—CHICAGO	3:00
Nov. 19—SAN DIEGO	1:00
Nov. 26—at Green Bay	1:00
Dec. 3—PHILADELPHIA	1:00
Dec. 9—at Detroit (Sat.)	4:00
Dec. 17—at Oakland	1:00

NEW ENGLAND PATRIOTS	
Sept. 3—WASHINGTON	1:00
Sept. 10—at St. Louis	1:00
Sept. 16—BALTIMORE (Mon.)	9:00
Sept. 24—at Oakland	6:00
Oct. 1—SAN DIEGO	1:00
Oct. 8—PHILADELPHIA	1:00
Oct. 15—at Cincinnati	1:00
Oct. 22—MIAMI	1:00
Oct. 29—NEW YORK JETS	1:00
Nov. 5—at Buffalo	1:00
Nov. 12—HOUSTON	1:00
Nov. 19—at New York Jets	1:00
Nov. 26—at Baltimore	4:00
Dec. 3—at Dallas	3:00
Dec. 10—BUFFALO	1:00
Dec. 18—at Miami (Mon.)	9:00

NEW ORLEANS SAINTS	
Sept. 3—MINNESOTA	1:00
Sept. 10—at Green Bay (Milw.)	1:00
Sept. 17—PHILADELPHIA	1:00
Sept. 24—at Cincinnati	1:00
Oct. 1—LOS ANGELES	1:00
Oct. 8—CLEVELAND	1:00
Oct. 15—at San Francisco	1:00
Oct. 22—at Los Angeles	1:00
Oct. 29—NEW YORK GIANTS	1:00
Nov. 5—at Pittsburgh	1:00
Nov. 12—ATLANTA	1:00
Nov. 19—at Dallas	1:00
Nov. 26—at Atlanta	1:00
Dec. 3—SAN FRANCISCO	1:00
Dec. 10—HOUSTON	1:00
Dec. 17—at Tampa Bay	1:00

NEW YORK GIANTS	
Sept. 2—at Tampa Bay (Sat.)	8:00
Sept. 10—DALLAS	1:00
Sept. 17—KANSAS CITY	1:00
Sept. 24—SAN FRANCISCO	4:00
Oct. 1—at Atlanta	1:00
Oct. 8—at Dallas	1:00
Oct. 15—TAMPA BAY	1:00
Oct. 22—WASHINGTON	1:00
Oct. 29—at New Orleans	1:00
Nov. 5—at St. Louis	12:00
Nov. 12—at Washington	1:00
Nov. 19—PHILADELPHIA	1:00
Nov. 26—at Buffalo	1:00
Dec. 3—LOS ANGELES	1:00
Dec. 10—ST. LOUIS	1:00
Dec. 17—at Philadelphia	1:00

NEW YORK JETS	
Sept. 3—MIAMI	1:00
Sept. 10—at Buffalo	4:00
Sept. 17—SEATTLE	1:00
Sept. 24—at Washington	1:00
Oct. 1—PITTSBURGH	1:00
Oct. 8—BUFFALO	1:00
Oct. 15—at Baltimore	2:00
Oct. 22—ST. LOUIS	1:00
Oct. 29—at New England	1:00
Nov. 5—at Denver	2:00
Nov. 12—at Philadelphia	1:00
Nov. 19—NEW ENGLAND	1:00
Nov. 26—at Miami	1:00
Dec. 3—BALTIMORE	1:00
Dec. 10—at Cleveland	1:00
Dec. 17—DALLAS	1:00

OAKLAND RAIDERS	
Sept. 3—at Denver	2:00
Sept. 10—at San Diego	1:00
Sept. 17—at Green Bay	1:00
Sept. 24—NEW ENGLAND	8:00
Oct. 1—at Chicago	3:00
Oct. 8—HOUSTON	1:00
Oct. 15—KANSAS CITY	1:00
Oct. 22—at Seattle	1:00
Oct. 29—SAN DIEGO	1:00
Nov. 5—at Kansas City	1:00
Nov. 13—at Cincinnati (Mon.)	9:00
Nov. 19—DETROIT	1:00
Nov. 26—SEATTLE	1:00
Dec. 3—DENVER	6:00
Dec. 10—at Miami	4:00
Dec. 17—MINNESOTA	1:00

PHILADELPHIA EAGLES	
Sept. 3—LOS ANGELES	1:00
Sept. 10—at Washington	1:00
Sept. 17—at New Orleans	1:00
Sept. 24—MIAMI	1:00
Oct. 1—at Baltimore	2:00
Oct. 8—at New England	1:00
Oct. 15—WASHINGTON	1:00
Oct. 22—at Dallas	1:00
Oct. 29—ST. LOUIS	1:00
Nov. 5—GREEN BAY	1:00
Nov. 12—NEW YORK JETS	1:00
Nov. 19—at New York Giants	1:00
Nov. 26—at St. Louis	1:00
Dec. 3—at Minnesota	1:00
Dec. 10—DALLAS	1:00
Dec. 17—NEW YORK GIANTS	1:00

PITTSBURGH STEELERS	
Sept. 3—at Buffalo	1:00
Sept. 10—SEATTLE	1:00
Sept. 17—at Cincinnati	1:00
Sept. 24—CLEVELAND	1:00
Oct. 1—at New York Jets	1:00
Oct. 8—ATLANTA	1:00
Oct. 15—at Cleveland	1:00
Oct. 23—HOUSTON (Mon.)	9:00
Oct. 29—KANSAS CITY	1:00
Nov. 5—NEW ORLEANS	1:00
Nov. 12—at Los Angeles	5:00
Nov. 19—CINCINNATI	4:00
Nov. 27—at San Francisco (Mon.)	6:00
Dec. 3—at Houston	3:00
Dec. 9—BALTIMORE (Sat.)	1:00
Dec. 16—at Denver (Sat.)	2:00

ST. LOUIS CARDINALS	
Sept. 3—at Chicago	1:00
Sept. 10—NEW ENGLAND	1:00
Sept. 17—WASHINGTON	1:00
Sept. 24—at Dallas	3:00
Oct. 1—at Miami	1:00
Oct. 8—BALTIMORE	1:00
Oct. 15—DALLAS	1:00
Oct. 22—at New York Jets	1:00
Oct. 29—at Philadelphia	1:00
Nov. 5—NEW YORK GIANTS	12:00
Nov. 12—at San Francisco	1:00
Nov. 19—at Washington	1:00
Nov. 26—PHILADELPHIA	1:00
Dec. 3—DETROIT	1:00
Dec. 10—at New York Giants	1:00
Dec. 17—ATLANTA	1:00

SAN DIEGO CHARGERS	
Sept. 3—at Seattle	1:00
Sept. 10—OAKLAND	1:00
Sept. 17—at Denver	2:00
Sept. 24—GREEN BAY	1:00
Oct. 1—at New England	1:00
Oct. 8—DENVER	1:00
Oct. 15—MIAMI	1:00
Oct. 22—at Detroit	1:00
Oct. 29—at Oakland	1:00
Nov. 5—CINCINNATI	1:00
Nov. 12—KANSAS CITY	1:00
Nov. 19—at Minnesota	1:00
Nov. 26—at Kansas City	1:00
Dec. 4—CHICAGO (Mon.)	1:00
Dec. 10—SEATTLE	1:00
Dec. 17—at Houston	3:00

SAN FRANCISCO 49ERS	
Sept. 3—at Cleveland	1:00
Sept. 10—CHICAGO	1:00
Sept. 17—at Houston	1:00
Sept. 24—at New York Giants	4:00
Oct. 1—CINCINNATI	1:00
Oct. 8—at Los Angeles	1:00
Oct. 15—NEW ORLEANS	1:00
Oct. 22—ATLANTA	1:00
Oct. 29—at Washington	1:00
Nov. 5—at Atlanta	1:00
Nov. 12—ST. LOUIS	1:00
Nov. 19—LOS ANGELES	1:00
Nov. 27—PITTSBURGH (Mon.)	1:00
Dec. 3—at New Orleans	1:00
Dec. 10—TAMPA BAY	1:00
Dec. 17—at Detroit	1:00

SEATTLE SEAHAWKS	
Sept. 3—SAN DIEGO	1:00
Sept. 10—at Pittsburgh	1:00
Sept. 17—at New York Jets	1:00
Sept. 24—DETROIT	1:00
Oct. 1—at Denver	2:00
Oct. 8—MINNESOTA	1:00
Oct. 15—at Green Bay (Milw.)	1:00
Oct. 22—OAKLAND	1:00
Oct. 29—DENVER	1:00
Nov. 5—at Chicago	1:00
Nov. 12—BALTIMORE	1:00
Nov. 19—at Kansas City	1:00
Nov. 26—at Oakland	1:00
Dec. 3—CLEVELAND	1:00
Dec. 10—at San Diego	1:00
Dec. 17—KANSAS CITY	1:00

TAMPA BAY BUCCANNERS	
Sept. 2—NEW YORK GIANTS (Sat.)	8:00
Sept. 9—DETROIT (Sat.)	8:00
Sept. 17—at Minnesota	1:00
Sept. 24—ATLANTA	4:00
Oct. 1—MINNESOTA	1:00
Oct. 8—at Kansas City	1:00
Oct. 15—at New York Giants	1:00
Oct. 22—CHICAGO	1:00
Oct. 29—at Green Bay	1:00
Nov. 5—at Los Angeles	1:00
Nov. 12—at Detroit	1:00
Nov. 19—BUFFALO	1:00
Nov. 26—at Chicago	1:00
Dec. 3—GREEN BAY	1:00
Dec. 10—at San Francisco	1:00
Dec. 17—NEW ORLEANS	1:00

Sept. 3—at New England	1:00
Sept. 10—PHILADELPHIA	1:00
Sept. 17—at St. Louis	1:00
Sept. 24—NEW YORK JETS	1:00
Oct. 2—DALLAS (Mon.)	9:00

WASHINGTON REDSKINS	
Oct. 8—at Detroit	1:00
Oct. 15—at Philadelphia	1:00
Oct. 22—at New York Giants	1:00
Oct. 29—at San Francisco	1:00
Nov. 6—at Baltimore (Mon.)	9:00
Nov. 12—NEW YORK GIANTS	1:00

Nov. 19—ST. LOUIS	1:00
Nov. 23—at Dallas (Thanks.)	2:30
Dec. 3—MIAMI	1:00
Dec. 10—at Atlanta	1:00
Dec. 16—CHICAGO (Sat.)	1:00

Daniel F. Reeves Memorial Award

In memory of the late Rams president, this award is given annually by Adohr Farms to the club's Most Valuable Player as voted by members of the Southern California Sports Broadcasters Association.

1969—Roman Gabriel
 1970—Merlin Olsen
 1971—Marlin McKeever
 1972—Merlin Olsen
 1973—John Hadl

1974—Lawrence McCutcheon
 1975—Jack Youngblood,
 1976—Jack Youngblood
 1977—Lawrence McCutcheon

1978 NFL Pre-Season Schedule

FIRST WEEK

- July 29—Philadelphia vs. Miami at Canton, Ohio, 3:30 (ABC)
 Aug. 4—San Diego at Seattle, 7:30
 Aug. 5—Cincinnati at Tampa Bay, 8:00
 Aug. 5—Oakland at Chicago, 6:00
 Aug. 5—Kansas City at Green Bay, 8:00
 Aug. 5—Washington at Minnesota, 8:00
 Aug. 5—San Francisco at Dallas, 8:00
 Aug. 5—Philadelphia vs. New Orleans at Mexico City, 3:00
 Aug. 5—New England at Los Angeles, 7:00
 Aug. 5—St. Louis at Miami, 7:00
 Aug. 5—Pittsburgh at Baltimore, 6:00
 Aug. 5—Denver at Houston, 8:00
 Aug. 5—Buffalo at Detroit, 7:30
 Aug. 7—Atlanta at N.Y. Jets (Giants Stadium), 8:00
 Aug. 7—New York Giants at Cleveland, 8:00

SECOND WEEK

- Aug. 11—Green Bay at Washington, 8:00
 Aug. 12—Baltimore at Tampa Bay, 8:00
 Aug. 12—St. Louis at Chicago, 6:00
 Aug. 12—Dallas at Denver, 1:00 (CBS)
 Aug. 12—Miami at New Orleans, 7:00
 Aug. 12—San Diego at Los Angeles, 7:00
 Aug. 12—Seattle at San Francisco, 6:00
 Aug. 12—Cleveland at Buffalo, 7:30
 Aug. 12—New England at Oakland, 6:00
 Aug. 12—Detroit at Cincinnati, 8:00
 Aug. 12—Minnesota at Kansas City, 7:30
 Aug. 12—New York Jets at New York Giants, 8:00
 Aug. 12—Atlanta at Pittsburgh, 8:00
 Aug. 14—Philadelphia at Houston, 7:00

THIRD WEEK

- Aug. 17—Los Angeles at Seattle, 7:30
 Aug. 18—Washington at Baltimore, 8:00
 Aug. 18—Minnesota at Miami, 9:00 (ABC)
 Aug. 19—Tampa Bay at New Orleans, 7:00
 Aug. 19—Chicago at Cincinnati, 8:00
 Aug. 19—St. Louis at Green Bay, 8:00
 Aug. 19—Houston at Dallas, 8:00
 Aug. 19—Denver at Buffalo, 7:30
 Aug. 19—Philadelphia at Atlanta, 7:00
 Aug. 19—Pittsburgh at New York Giants, 8:00
 Aug. 19—New York Jets at San Diego, 6:00
 Aug. 20—Oakland at San Francisco, 1:00 (NBC)
 Aug. 20—Kansas City at New England, 1:45
 Aug. 21—Detroit at Cleveland, 8:00

FOURTH WEEK

- Aug. 24—Chicago at Seattle, 7:30
 Aug. 25—Atlanta at Washington, 7:30
 Aug. 25—New York Jets at Philadelphia, 8:00
 Aug. 25—Miami at Tampa Bay, 8:00
 Aug. 25—San Francisco at Denver, 7:00 (ABC)
 Aug. 25—Cincinnati at Green Bay (Mil.), 8:00
 Aug. 25—Pittsburgh at Dallas, 8:00
 Aug. 26—Los Angeles at Oakland, 6:00 (NBC)
 Aug. 26—New Orleans at Houston, 8:00
 Aug. 26—Buffalo at Minnesota, 8:00
 Aug. 26—Baltimore at Detroit, 8:00
 Aug. 26—San Diego at New York Giants, 8:00
 Aug. 26—St. Louis at Kansas City, 7:30
 Aug. 27—Cleveland at New England, 1:45 (CBS)

Super Bowl Results

- I—Green Bay 35, Kansas City 10. At Los Angeles, Jan. 15, 1967.
 II—Green Bay 33, Oakland 14. At Miami, Jan. 14, 1968.
 III—New York Jets 16, Baltimore 7. At Miami, Jan. 12, 1969.
 IV—Kansas City 23, Minnesota 7. At New Orleans, Jan. 14, 1970.
 V—Baltimore 16, Dallas 13. At Miami, Jan. 17, 1971.
 VI—Dallas 24, Miami 3. At New Orleans, Jan. 16, 1972.

- VII—Miami 14, Washington 7. At Los Angeles, Jan. 14, 1973.
 VIII—Miami 24, Minnesota 7. At Houston, Jan. 13, 1974.
 IX—Pittsburgh 16, Minnesota 6. At New Orleans, Jan. 12, 1975.
 X—Pittsburgh 21, Dallas 17. At Miami, Jan. 18, 1976.
 XI—Oakland 32, Minnesota 14. At Buffalo, Jan. 8, 1977.
 XII—Dallas 27, Denver 10. At New Orleans, Jan. 15, 1978.

1977 NFL Standings

NATIONAL FOOTBALL CONFERENCE

Western Division	W	L	T	Pct.	Pts.	Opp
*Los Angeles	10	4	0	.714	302	146
Atlanta	7	7	0	.500	179	129
San Francisco	5	9	0	.357	220	260
New Orleans	3	11	0	.214	232	336
Central Division	W	L	T	Pct.	Pts.	Opp
*Minnesota	9	5	0	.643	231	227
#Chicago	9	5	0	.643	255	253
Detroit	6	8	0	.429	183	252
Green Bay	4	10	0	.286	134	219
Tampa Bay	2	12	0	.143	103	223
Eastern Division	W	L	T	Pct.	Pts.	Opp
*Dallas	12	2	0	.857	345	212
Washington	9	5	0	.643	196	189
St. Louis	7	7	0	.500	272	287
Philadelphia	5	9	0	.357	220	207
New York Giants	5	9	0	.357	181	265

AMERICAN FOOTBALL CONFERENCE

Western Division	W	L	T	Pct.	Pts.	Opp
*Denver	12	2	0	.857	274	148
#Oakland	11	3	0	.786	351	230
San Diego	7	7	0	.500	222	205
Seattle	5	9	0	.357	282	373
Kansas City	2	12	0	.143	225	349
Central Division	W	L	T	Pct.	Pts.	Opp
*Pittsburgh	9	5	0	.643	283	243
Houston	8	6	0	.571	299	230
Cincinnati	6	8	0	.571	238	235
Cleveland	6	8	0	.429	269	267
Eastern Division	W	L	T	Pct.	Pts.	Opp
*Baltimore	10	4	0	.714	295	221
Miami	10	4	0	.714	313	197
New England	9	5	0	.643	278	217
New York	3	11	0	.214	191	300
Buffalo	3	11	0	.214	160	313

*Division Champion

#Wild Card for Playoffs

1977 All-NFL Team

(Selected by Associated Press, Newspaper Enterprise Association
and Professional Football Writers Association)

OFFENSE

Drew Pearson, Dallas (AP, NEA, PFWA)	Wide Receiver
Nat Moore, Miami (AP, PFWA)	Wide Receiver
Cliff Branch Oakland (NEA)	Wide Receiver
Dave Casper, Oakland (AP, NEA, PFWA)	Tight End
Dan Dierdorf, St. Louis (AP, NEA, PFWA)	Tackle
Art Shell, Oakland (AP, NEA, PFWA)	Tackle
Joe Delamielleure, Buffalo (AP, NEA, PFWA)	Guard
Gene Upshaw, Oakland (AP, PFWA)	Guard
Larry Little, Miami (PFWA)	Guard
John Hannah, New England (NEA)	Guard
Jim Langer, Miami (AP, NEA, PFWA)	Center
Bob Griese, Miami (AP, NEA, PFWA)	Quarterback
Franco Harris, Pittsburgh (AP, NEA, PFWA)	Running Back
Walter Payton, Chicago (AP, NEA, PFWA)	Running Back
Billy Johnson, Houston (AP, PFWA)	Kick & Punt Returner

DEFENSE

Harvey Martin, Dallas (AP, NEA, PFWA)	Defensive End
Lylé Alzado, Denver (AP, PFWA)	Defensive End
Claude Humphrey, Atlanta (NEA)	Defensive End
Cleveland Elam, San Francisco (AP, NEA, PFWA)	Defensive Tackle
Louis Kelcher, San Diego (NEA)	Defensive Tackle
Larry Brooks, Los Angeles (PFWA)	Defensive Tackle
Joe Greene, Pittsburgh (AP)	Defensive Tackle
Randy Gradishar, Denver (AP)	Middle Linebacker
Bill Bergery, Philadelphia (NEA, PFWA)	Middle Linebacker
Jack Ham, Pittsburgh (AP, NEA, PFWA)	Linebacker
Tom Jackson, Denver (AP, PFWA)	Linebacker
Robert Brazile, Houston (NEA)	Linebacker
Rolland Lawrence, Atlanta (AP, PFWA)	Cornerback
Roger Wehrli, St. Louis (AP, NEA)	Cornerback
Monte Jackson, Los Angeles (PFWA)	Cornerback
Mei Blount, Pittsburgh (NEA)	Cornerback
Cliff Harris, Dallas (AP, NEA, PFWA)	Safety
Ken Houston, Washington (NEA)	Safety
Bill Thompson, Denver (AP)	Safety
Charlie Waters, Dallas (PFWA)	Safety
Efren Herrera, Dallas (AP, NEA, PFWA)	Kicker
Ray Guy, Oakland (AP, NEA, PFWA)	Punter

1977 All-NFC Team

(Selected by United Press International)

OFFENSE

Drew Pearson, Dallas	Wide Receiver
Harold Jackson, Los Angeles	Wide Receiver

Jean Fugett, Washington	Tight End
Dan Dierdorf, St. Louis	Tackle
Ron Yary, Minnesota	Tackle
Tom Mack, Los Angeles	Guard
Revie Sorey, Chicago	Guard
Tom Banks, St. Louis	Center
Roger Staubach, Dallas	Quarterback
Walter Payton, Chicago	Running Back
Lawrence McCutcheon, Los Angeles	Running Back
Efren Herrera, Dallas	Kicker

DEFENSE

Harvey Martin, Dallas	Defensive End
Jack Youngblood, Los Angeles	Defensive End
Cleveland Elam, San Francisco	Defensive Tackle
Alan Page, Minnesota	Defensive Tackle
Bill Bergey, Philadelphia	Middle Linebacker
Isiah Robertson, Los Angeles	Linebacker
Brad Van Pelt, New York Giants	Linebacker
Rolland Lawrence, Atlanta	Cornerback
Monte Jackson, Los Angeles	Cornerback
Ken Houston, Washington	Safety
Cliff Harris, Dallas	Safety
John James, Atlanta	Punter

1977 All-AFC Team

(Selected by United Press International)

OFFENSE

Nat Moore, Miami	Wide Receiver
Lynn Swann, Pittsburgh	Wide Receiver
Dave Casper, Oakland	Tight End
Art Shell, Oakland	Tackle
George Kunz, Baltimore	Tackle
Gene Upshaw, Oakland	Guard
John Hannah, New England	Guard
Jim Langer, Miami	Center
Bob Griese, Miami	Quarterback
Lydell Mitchell, Baltimore	Running Back
Franco Harris, Pittsburgh	Running Back
Errol Mann, Oakland	Kicker

DEFENSE

Lyle Alzado, Denver	Defensive End
John Dutton, Baltimore	Defensive End
Jm Kelcher, San Diego	Tackle
Joe Greene, Pittsburgh	Tackle
Randy Gradishar, Denver	Middle Linebacker
Tom Jackson, Denver	Linebacker
Jack Ham, Pittsburgh	Linebacker
Louis Wright, Denver	Cornerback
Mike Haynes, New England	Cornerback
Bill Thompson, Denver	Safety
Jack Tatum, Oakland	Safety
Ray Guy, Oakland	Punter

Rams

Radio-TV Schedule

PRE-SEASON GAMES

Date	Opponent	Location	Time	Radio	Television
Aug. 5	New England	Los Angeles	7 p.m.	KLAC	*KTTV-TV (11)
Aug. 12	San Diego	Los Angeles	7 p.m.	KLAC	*KTTV-TV (11)
Aug. 17	Seattle	Seattle	7:30 p.m.	KLAC	KTTV-TV (11)
Aug. 26	Oakland	Oakland	6 p.m.	KMPC	KNBC-TV (4) *KTTV-TV (11)

REGULAR SEASON GAMES

Sept. 3	Philadelphia	Philadelphia	10 a.m.	KMPC	KNXT-TV (2)
Sept. 10	Atlanta	Los Angeles	1 p.m.	KMPC	
Sept. 17	Dallas	Los Angeles	1 p.m.	KMPC	
Sept. 24	Houston	Houston	10 a.m.	KMPC	KNXT-TV (2)
Oct. 1	New Orleans	New Orleans	11 a.m.	KMPC	KNXT-TV (2)
Oct. 8	S. Francisco	Los Angeles	1 p.m.	KMPC	
Oct. 15	Minnesota	Minnesota	1 p.m.	KMPC	KNXT-TV (2)
Oct. 22	New Orleans	Los Angeles	1 p.m.	KMPC	
Oct. 30	Atlanta	Atlanta	6 p.m.	KMPC	KABC-TV (7)
Nov. 5	Tampa Bay	Los Angeles	1 p.m.	KMPC	
Nov. 12	Pittsburgh	Los Angeles	6 p.m.	KMPC	
Nov. 19	S. Francisco	S. Francisco	1 p.m.	KMPC	KNXT-TV (2)
Nov. 26	Cleveland	Cleveland	10 a.m.	KMPC	KNXT-TV (2)
Dec. 3	N.Y. Giants	New York	10 a.m.	KMPC	KNXT-TV (2)
Dec. 11	Cincinnati	Los Angeles	6 p.m.	KMPC	
Dec. 17	Green Bay	Los Angeles	1 p.m.	KMPC	

*Pre-Season games to be shown on delayed videotape.

NOTE: All kickoff times listed are Pacific Coast times. Radio coverage begins one-half hour early with "The George Allen Show," followed by a pre-game show.

PRONUNCIATION GUIDE — PLAYERS: Brudzinski—Brud zin' skee; Cappelletti—Kap ah let' tee; Catoe—Kay' toe; Corral—Core ral'; Dennard—Den nard'; Ekern—Eh' kern; Ferragamo—Fare ah gah' moe; Haden—Hay' den; Harrah—Hair' uh; Hostetler—Hoss' stet ler; Jodat—Joe' dat; Manges—Mang' us; Nuzum—New' zum; Royall—Roy' al; Ryczek—Rye' zeck; Tennigkeit—Ten' eh kite. **COACHES AND STAFF:** Coley—Koe' lee; Geyer—Guy' er; Lanham—Lan' em; Lauterbur—Law' ter burr; Malavasi—Mal ah vase' ee; Teele—Teel.

**Join Ralphs team of
Plain Wrap savers.**



If you're on the side of lower prices, now's the time to team up with Ralphs Plain Wrap products. Plain Wrap is an exciting addition to Ralphs super selection. With Plain Wrap, the value is where it counts, in the product instead of the package. Plain Wrap savings...it's Ralphs super way to help you make ends meet.



©1978 Ralphs Grocery Co.

Include Ralphs party trays in your game plan.



Try this strategy: next time you have a Rams post-game party, bring home a delicious party tray from Ralphs. Tempting Ralphs party trays are hard to resist. You can choose from savory tidbit trays, smoked fish trays, delicious gourmet trays, and others. Or, Ralphs International Appetite Shoppe will make one up to suit your wishes. Just phone the International Appetite Shoppe at Ralphs, or drop by in person. For the phone number of the International Appetite Shoppe nearest you, see the attached flap.

© 1978 by
Ralphs Groc. Co.

**Switch to Number One
... switch to**



Number 1 in shopper preference in the Los Angeles/Orange County area according to an independent study.