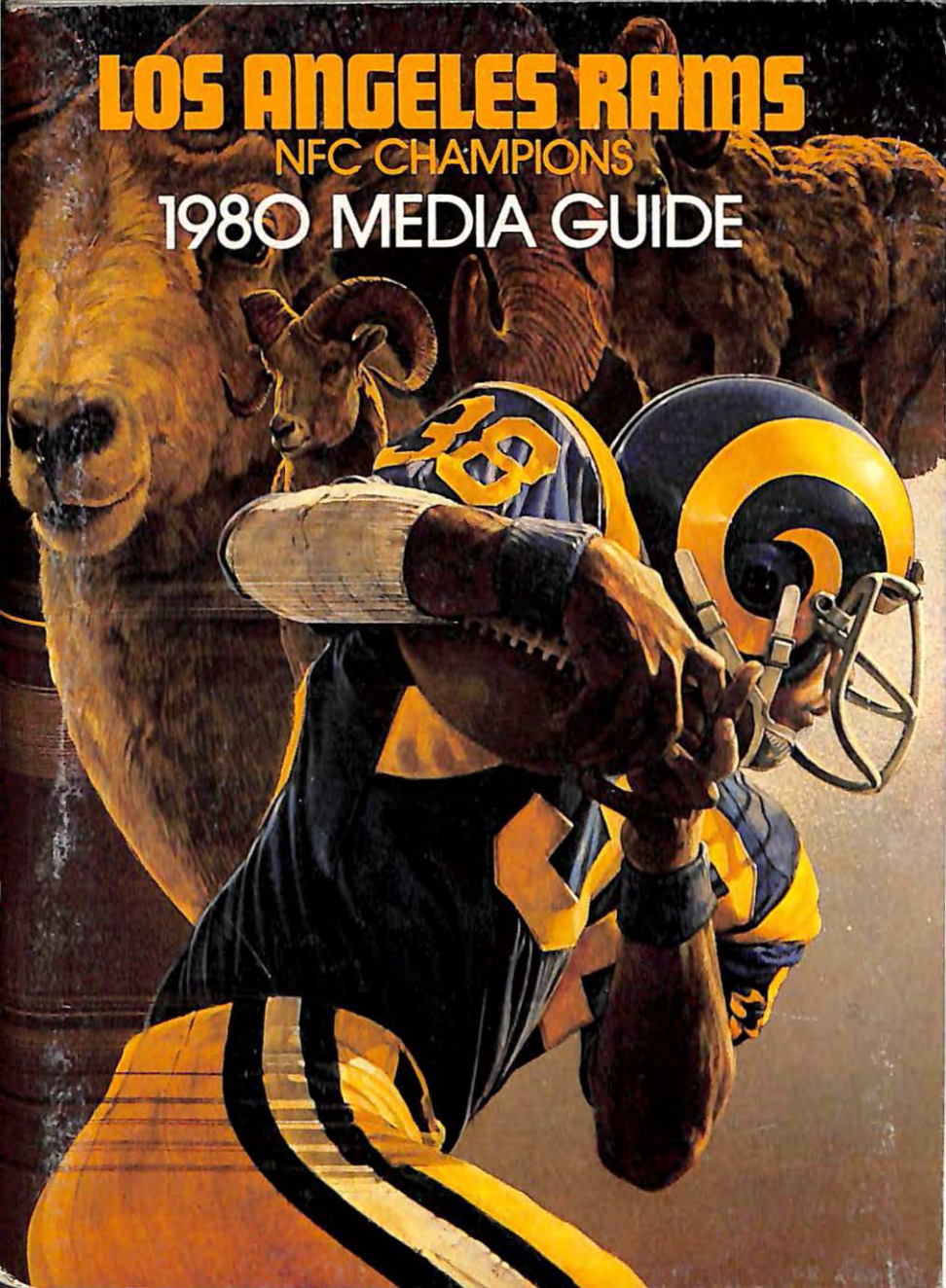



LOS ANGELES RAMS

NFC CHAMPIONS

1980 MEDIA GUIDE



DELicious from first down to last



First down and ten to go. Bites... that is if you eat a Del Taco. But who can eat just one of these crunchy, munchy, tasty treats? One thing for sure, no matter how many you eat, the last one down is every bit as tasty as the first.



DelTaco®



More publications available at:

www.retroseasons.com/library/

LOS ANGELES RAMS

Official Media Guide

INDEX

THE 1980 RAMS

BIOGRAPHIES, COACHES	8-15
BIOGRAPHIES, EXECUTIVES	4-7
BIOGRAPHIES, ROOKIE & FIRST-YEAR VETERAN DRAFTEES	61-63
BIOGRAPHIES, STAFF	16-21
BIOGRAPHIES, VETERANS	22-60
DEPTH CHART	65
DIRECTORY	3
DRAFT	64
FINGERTIP INFORMATION	136
HOTELS	136
MEDIA INFORMATION	136
OPPONENTS	135
ROSTER, FIRST-YEAR	70-71
ROSTER, VETERAN	68-69
SCHEDULE, RADIO-TV	2

RAMS REFERENCE MATERIAL

ATTENDANCE INFORMATION	91-92
AWARD, DANIEL F. REEVES MEMORIAL	98
AWARD, CARROLL ROSENBLUM MEMORIAL	97
AWARDS, YE OLD RAMS	103
DRAFT, PREVIOUS FIRST CHOICES	64
HISTORICAL HIGHLIGHTS	93-97
LASTS IN RAMS FOOTBALL	119
LONGEST PLAYS	118-119
PRO BOWL	104
RECORDS, ALL-TIME LEADERS	120
RECORDS, COACHES	15
RECORDS, INDIVIDUAL	121-125
RECORDS, TEAM	126-131
ROSTER, ALL-TIME	99-102
ROSTER, ALL-TIME COACHES	98
SCORES, PRESEASON	112-114
SCORES, REGULAR SEASON	105-111
SCORES, SERIES	114-117
SEASON REVIEW, 1979	76-86
STATISTICS, 1979 INDIVIDUAL	74-75
STATISTICS, 1979 TEAM	73
TRADES, MEMORABLE	111

NATIONAL FOOTBALL LEAGUE INFORMATION

ALL-NFL, NFC, AFC	66-67
RESULTS, SUPER BOWL	117
SCHEDULE, PRESEASON	132
SCHEDULE, REGULAR SEASON	132-134
SCORES, 1979	88-90
STANDINGS, 1979	87

WRITING AND EDITING: Rams Public Relations Department

GRAPHICS: Steve Hitter & Associates

COVER PAINTING: Chuck Ren

Rams

Radio-TV Schedule

PRESEASON GAMES

DATE	OPPONENT	TIME	RADIO	TELEVISION
Aug. 11	New England	8 p.m.	KMPC	KTTV (11)
Aug. 16	Dallas	7 p.m.	KMPC	KTTV (11)
Aug. 23	at Denver	6:30 p.m.	KMPC	KTTV (11)
Aug. 30	San Diego	7 p.m.	KNX	KTTV (11)

REGULAR SEASON GAMES

Sept. 7	Detroit	1 p.m.	KMPC	
Sept. 11	at Tampa Bay	6 p.m.	KMPC	KABC-TV (7)
Sept. 21	Green Bay	1 p.m.	KMPC	
Sept. 28	at NY Giants	10 a.m.	KMPC	KNXT-TV (2)
Oct. 5	San Francisco	1 p.m.	KMPC	
Oct. 12	at St. Louis	11 a.m.	KMPC	KNXT-TV (2)
Oct. 19	at San Francisco	1 p.m.	KMPC	KNXT-TV (2)
Oct. 26	at Atlanta	10 a.m.	KMPC	KNXT-TV (2)
Nov. 2	New Orleans	1 p.m.	KMPC	
Nov. 9	Miami	1 p.m.	KMPC	
Nov. 16	at New England	10 a.m.	KMPC	KNXT-TV (2)
Nov. 24	at New Orleans	6 p.m.	KMPC	KABC-TV (7)
Nov. 30	NY Jets	1 p.m.	KMPC	
Dec. 7	at Buffalo	10 a.m.	KMPC	KNXT-TV (2)
Dec. 15	Dallas	6 p.m.	KMPC	
Dec. 21	Atlanta	1 p.m.	KMPC	

Note: All times are Pacific times. Radio coverage begins 35 minutes prior to kickoff with "The Ray Malavasi Show," followed by a pregame show.

LOS ANGELES RAMS

GENERAL OFFICES: 2327 W. Lincoln Ave., Anaheim, California 92801.
Phone: (714) 535-7267 or (213) 585-5400.

TICKET OFFICE: 10271 W. Pico Blvd., Los Angeles, California 90064.
Phone: (213) 277-4748.

STADIUM: Anaheim Stadium (approx. 69,000)

TRAINING CAMP: California State University, Fullerton (714) 879-9270.

TEAM COLORS: Royal Blue, Gold and White.

Club Directory

GEORGIA FRONTIERE
President

DON KLOSTERMAN
Vice President and General Manager

JACK TEELE
Vice President, Administration

JIM DOOLEY
Vice President, Special Corporate Projects

ADMINISTRATIVE STAFF: Jack Faulkner, Asst. General Manager.

COACHING STAFF: Ray Malavasi, Head Coach; Bud Carson, Defensive Coordinator; Lionel Taylor, Offensive Coordinator; Heweritt Dixon, Offensive Backfield Coach; Clyde Evans, Conditioning Coach; Bill Hickman, Administrative Asst.; Paul Lanham, Quarterbacks Coach; Frank Lauterbur, Linebackers Coach; Herb Paterra, Special Teams Coach; Dan Radakovich, Offensive Line Coach; LaVern Torgeson, Defensive Line Coach.

SCOUTING STAFF: John Math, Director of Player Personnel; Harley Sewell, Randy Tyson, Marv Marinovich, Frank Trump, Dennis Moulton, Dwain Lyon, Mike Ellison, Jack Stovall, Larry Cook, Len Peden, Troy Winslow, Tom Ososkie, Pat Naughton.

PUBLIC RELATIONS STAFF: Jerry Wilcox, Director of Public Relations; Geno Effler, Asst. Director of Public Relations; Nancy Van Acker and Chuck Benedict, Speakers Bureau.

MARKETING STAFF: Doug Finley, Director of Marketing.

BUSINESS STAFF: John Shaw, Controller/Treasurer.

TRAINING STAFF: Gary Tuthill, Trainer; George Menefee, Trainer; Garrett Giemont, Asst. Trainer.

EQUIPMENT STAFF: Don Hewitt, Equipment Manager; Todd Hewitt, Asst. Equipment Manager; Heckle Lynn, Equipment Aide; Leroy Lake, Equipment Aide.

CINEMATOGRAPHER: Mickey Dukich.

MEDICAL STAFF: Dr. Robert Kerlan, Team Physician; Dr. Toby Freedman, Associate Physician; Dr. Clarence Shields, Associate Physician; Dr. Teruo Yamamoto, Team Dentist; Dr. William Vickrey, Team Optometrist.

LEGAL STAFF: E. Gregory Hookstratten, Don Byrne.

TICKET STAFF: Don Nims, Ticket Manager; Jerry Mickelsen, Asst. Ticket Manager; Russ Massro.

OFFICE STAFF: Barbara Robinson, Office Manager; Joe Abad, Maintenance Superintendent; Lilliam Arbenz, Public Relations; Linda Aronson, Business; Laurel Burden, Scouting; Debbie Campise, Ticket; Bettie Carpenter, Administrative; Sharon Coleman, Coaching; Vicky Frontiere, Receptionist; Pat Hendee, Business; Doretta Karns, Marketing; Shellie Latva, Receptionist; Melanie Leader, Administrative; Marian Mottin, Coaching; Barbara Nungesser, Business; Trudy Replogle, Receptionist; Laura Stocks, Scouting.

ENTERTAINMENT STAFF: Tommy Walker, Entertainment Director; Tommy Culla, Special Projects and Community Relations Coordinator.

OFFICE AIDES: Stan McKinney, George Mercer.

Rams Executives

GEORGIA FRONTIERE, President



It's easy to be pleasant when everything is going your way, but the true test of character is to be able to smile when everything goes wrong, to never give up.

As the injuries and the criticism mounted last year, Rams President Georgia Frontiere believed so strongly in each individual player's talent and pride in himself that she never doubted that they could turn the season around.

"They deserve the chance to prove they can do it," she said.

"I sensed what was happening. I'm not talking only about our players, coaches and staff, but the fans as well. Their desire to defeat misfortune was staggering. I guess it's true that everyone loves an underdog and when we took on that role, you could actually feel the support of our fans growing stronger.

Having become the only National Football League owner to lead a team to the Super Bowl on the first try, the Rams President is quick to share the plaudits that have come her way.

"So many persons, on and off the field, deserve credit for the success of our team in 1979 because each of them played a part," she says.

"It's a dream come true," she adds, but is quick to point out that, "I've been in football too long to predict we will go to the Super Bowl every year. We'll just take them one game at a time and make the Western Division title our first goal.

"In this league you earn everything you get; no one gives you anything. Too much credit is bestowed on some players and coaches when we win and too much blame when we lose."

Georgia has proved to be a strong leader with the Rams. She has made changes in the front office, installing improved business methods. She has streamlined the ticketing, accounting, scouting and statistical operations by converting to in-house computers, which will provide more efficiency within and better service to customers.

Georgia's frequent tours of the Anaheim construction site have resulted in changes to add to the comfort of fans, players and media. She is especially proud that several of her suggestions were incorporated by architects in what many persons feel will be the finest working media area in the NFL.

She approaches the 1980 season with optimism.

"I feel very strongly that winning takes a team effort and there's no other way it can happen. We'll make it happen."

DON KLOSTERMAN, Vice President and General Manager

Participating in the Super Bowl was a new experience for most of the Rams, but not for the general manager. Don Klosterman had been there before.

Coming to the Rams in 1972 from Baltimore where he had helped Carroll Rosenbloom put together the Colts team that won Super Bowl V, Klosterman has now completed two decades as a successful pro football executive.

His philosophy of building a team primarily through the draft, but also with adroit trading and signing of free agents, has been a driving force in the Rams' NFL-record seven consecutive division championships.

Don's experience and knowledge was never more evident than last year when a Ram team, decimated by injuries, was forced to depend on a number of free agents to help them through the lean weeks. Klosterman engineered no less than 19 roster changes as the Rams came out of it with an NFC Championship.

Born in Lemars, Iowa, Don grew up in Compton, Ca., and attended Loyola University. "The Duke of Del Rey" led the Lions through their most successful athletic era as he set seven NCAA passing records.

His pro football career began as Cleveland's first round draft choice. He was traded to the Dallas Texans, then to the Rams where he backed up Bob Waterfield and Norm Van Brocklin in 1952.

Following two years in the Air Force, Don played in Canada for the Calgary Stampede. A skiing accident ended his football career in 1957, and after eight operations and 18 recuperative months he was released from the hospital.

Don began his front office pro football career in 1960 as a scout with the Los Angeles Chargers. He moved on to the Dallas Texans (now Kansas City Chiefs) where he helped turn the Chiefs into a Super Bowl winner. Klosterman then became General Manager of the Houston Oilers in 1966. A year later the Oilers won the AFL Eastern Division title. He moved on to Baltimore as general manager in 1970, then to Los Angeles when Rosenbloom traded his Colts for the Rams.



JACK TEELE, Vice President, Administration

Beginning his 21st season with the Rams, Jack Teele continues to demonstrate his administrative ability and innovative talent that helps keep the Rams organization in the forefront of the NFL.

Teele served as Public Relations Director of the Rams in 1960 after covering the club for three years for the Long Beach Independent & Press-Telegram. Teele became Assistant to the President in March, 1969, under then-club owner, the late Dan Reeves. Teele became Vice President, Administration in 1978.



In his current role, Teele has been the most prominent Ram executive involved in the club's move to Anaheim, working with stadium officials, architects and city management. In addition, Teele's other duties include running training camp, overseeing public relations and ticket office operations and handling all club travel arrangements.

Born June 17, 1930, in Bloomington, Ill., Teele attended Long Beach Poly High, Long Beach City College and Long Beach State. He played on CSULB's first-ever basketball team in 1951-52, was named that school's Outstanding Alumnus in 1971 and to the City College Hall of Fame in 1975. He served two years with the Army's Counter Intelligence Corps in Japan from 1952-54.

Jack, who serves as chairman of the Dan Towler Scholarship Fund, resides in Long Beach with wife Marilyn. They have two daughters: Mrs. Robert (Dana) Thurston and Mrs. Richard (Lisa) Owen.

JIM DOOLEY, Vice President, Special Corporate Projects



Jim Dooley, former Operations Manager of Anaheim Stadium, joined the Rams this summer as Vice President, Special Corporate Projects. His primary duties will involve governmental liaison, representing the club in the development of Anaheim Stadium property and special projects as assigned.

Associated with the City of Anaheim for the last seven years, Dooley has served as Anaheim Stadium Operations Manager since 1977. Previous to that he served as a consultant on the Apollo-Soyuz Space Project.

From 1965 through 1970, Dooley served in the United States Army, turning in a most distinguished record as a veteran of the Vietnam conflict. As a dual-rated aviator with the First Air Cavalry Division for three years, Dooley received the Silver Star, three Distinguished Flying Crosses, three Bronze Stars, 38 air medals, two Army Commendation and Air Medals for extraordinary valor and two Purple Hearts. He was shot down five times by enemy fire during his Army service while performing rescue missions.

Born at Langley Field, Va. (7-30-43), Dooley attended high school in Aurora, Colo., graduating in 1961. He attended Riverside City College for two years and later earned a degree in business administration while in the service.

A resident of Corona, Dooley and wife Janette have two children: Adam (11/24/71) and Sean (4/16/74).

The Los Angeles Rams set an NFL record by holding the Seattle Seahawks to -7 yards in total offense in a 24-0 win on Nov. 4, 1979.

JACK FAULKNER, Assistant General Manager

Jack Faulkner joins the Rams' front office in 1980 after 30 years of coaching and scouting football, the last nine years with the Rams. His duties will include assisting Vice President and General Manager Don Klosterman in evaluating and signing players, along with providing input for trades.

Faulkner, born April 4, 1926, in Youngstown, Ohio, was a linebacker at Miami of Ohio from 1946-48 after a tour in the Marine Corps (1944-45)

He coached six years at the University of Cincinnati (1949-54) under Sid Gillman, then accompanied Gillman as defensive backfield coach when they joined the Rams in 1955.

When Gillman left the head coaching position of the Rams for a similar spot with the Los Angeles Chargers of the AFL, Faulkner went along. He also coached for Gillman with the San Diego Chargers in 1961 before going to Denver where he remained until midway in the 1964 season.

Faulkner was named AFL Coach of the Year in 1962 when he led the Denver Broncos to a 7-7 record in his first season as head coach and general manager after the team had gone 4-9-1 the previous year.

In 1965 he became defensive backfield coach of the Minnesota Vikings, returning to Los Angeles in 1966 as a scout. He left to join the expansion New Orleans Saints from 1967 through 1970, serving as chief defensive coach for three years and director of player personnel the final year.

Faulkner rejoined the Rams as a scout (1971-72), then joined the coaching staff where he remained through the 1979 season.

Jack and wife Betty live in Palos Verdes, Ca. They have two children: Cathy (11/23/51) and Jon (7/26/62).



JOHN MATH, Director of Player Personnel

John Math was named Director of Player Personnel in June, 1980, and his duties will include overseeing the annual college draft and player evaluation.

Math joined the Rams as a scout in March, 1977, and is known for his ability to foresee development in young athletes with a lot of potential.

Born Sept. 27, 1930, in San Gabriel, Ca., Math attended Alhambra High School before going on to the University of California at Berkeley. While at California from 1950-54, Math was a defensive back under "Pappy" Waldorf.

Math coached at Glendale (Ca.) College from 1960 to 1963, then coached at Utah State from 1964 to 1966. He broke into the National Football League the following season with the Houston Oilers, scouting college talent from 1967 to 1976. He then joined the Rams in 1977.

John and wife Maxine live in San Juan Capistrano, Ca., with son John, Jr. They also have four married daughters.



Rams Coaching Staff

RAY MALAVASI, Head Coach



In retrospect, it was a remarkable accomplishment by the head coach.

His starting wide receivers were out for most of the year and a starting defensive tackle missed the entire season with injuries. Both cornerbacks, Pro Bowl performers the previous campaign, were also on the sidelines for much of the year and the starting fullback never answered the bell. There were four serious injuries to key offensive linemen in the early going. To top it off, the starting quarterback went

down in the season's 10th week.

Despite it all, and a 5-6 start, coach Ray Malavasi inserted a bunch of youngsters into the lineup and went on to lead the Rams to their first ever NFC Championship and a Super Bowl appearance.

After a 9-7 regular season record that earned the Rams an NFL-record seventh straight division title, Malavasi's team swept through the NFC playoffs, beating Dallas, 21-19, and Tampa Bay, 9-0. Both victories came on the road.

His two-season record is now 21-9 and 3-2 in playoff games.

In addition to the business of winning, Malavasi has also re-tooled the Rams offense, installing a system designed to produce more big plays. The result was more long runs and long passes than had been seen in recent years. In the playoff win over Dallas, for example, the Rams beat the Cowboys on three touchdown passes measuring 32, 43 and 50 yards.

The long plays may be a product of Malavasi's penchant for the unexpected. Like 1978, Malavasi in 1979 had his punter throwing passes (he was 2 for 2) and his holder scoring a touchdown on a fake field goal (Nolan Cromwell ran for the winning TD in overtime against Minnesota).

His gambling instincts make him a bold and daring coach. If his moves don't work out he does not look back. "I never second guess myself," he says.

It is perhaps incongruous that the coach who has introduced this lively, innovative style of offense to Los Angeles fans is also the man who earned his reputation in town as the builder of one of the NFL's finest defenses. As defensive coordinator under Chuck Knox for five years from 1973 through 1977, Malavasi guided the Rams to the defensive league leadership in several categories, including total defense, rushing defense (twice) and in scoring defense (twice).

However, Malavasi has spent nearly half of his 25 coaching years designing offenses, so it was not surprising when he was named offensive coordinator at the beginning of the '78 season.

Born November 8, 1930, in Passaic, N. J., Malavasi attended Clifton High, then went on to West Point, where he studied engineering and was a lineman under Earl (Red) Blaik and Vince Lombardi.

Later he was drafted on the sixth round by the Philadelphia Eagles, but elected instead to finish his schooling at Mississippi State where he obtained a degree in civil and structural engineering and coached the freshman football team.

He was commissioned in the army as a second lieutenant and went on active duty at Fort Belvoir, Virginia, where, as a player-coach, one of his football teams won a service championship.

Then he began an extensive collegiate coaching career, serving as an assistant at Minnesota (1956-57), at Memphis State (1958-60) and at Wake Forest (1961). He became personnel director of the Denver Broncos in 1962 and in '63 became that club's defensive line coach.

In 1966, Malavasi was named the Broncos' interim head coach, replacing Mac Speedie, who had resigned two games into the season. He compiled a 4-8 record that year before moving on to the Canadian League where in 1967 and '68 he became defensive coach of the Hamilton Tiger-Cats. He assumed the same job with the Buffalo Bills in 1969 and 1970, then joined the Oakland Raiders as linebacker coach in 1971 and 1972.

He became Knox' defensive coordinator in 1973.

Ray (Raymondo Guiseppi Giovanni Baptiste Malavasi) is married to the former Mary Fleming. They have two daughters, Maureen (9/12/57) and Sheila (10/29/58); and three sons, Dennis (7/30/56), Bill (8/18/61) and Bryce (5/20/64).

Ray belongs to the St. Simon Jukes Mens Club in Huntington Beach. He also served as chairman of the American Diabetes Association Celebrity Golf Classic and was active in the Heart Association's Jog-a-thon activities.

MALAVASI'S PRO COACHING RECORD

Year	Club	W	L	T	Pct.	Finish	
1966	Denver	4	8	0	.333	Fourth	
1978	Los Angeles	12	4	0	.750	First	Playoffs
1979	Los Angeles	9	7	0	.563	First	Playoffs
Total		25	19	0	.568		2 Playoffs

BUD CARSON, Defensive Coordinator



Despite a string of injuries that forced the Rams to use 11 different defensive backs in 1979, Bud Carson was able to coordinate a defense that ranked among the best in the NFL.

Carson begins his third season with the Rams, second as defensive coordinator after a year as defensive backfield coach, and the Rams look to experience the same defensive success this season as they have over most of the last decade.

Born April 28, 1931, in Brackenridge, Pa., Carson was an All-Southern Conference defensive back at North Carolina. He spent two-and-a-half years in the Marines after graduation.

His initial coaching job at Scottsdale (Pa.) High in 1955-56 resulted in a two-year record of 16-2-1, followed by an eight-year stay at his alma mater as an assistant. He spent 1965 as the head defensive coach at South Carolina before moving to Georgia Tech.

After a season as defensive coordinator, Carson was head coach at Georgia Tech from 1967-71. He compiled a 27-27 record (winning 16 of the last 23) including two bowl appearances, and had a 9-3 record in 1970.

Hired as a defensive backfield coach by Pittsburgh in 1972, Carson became defensive coordinator midway through that season and remained in that position through the 1977 season.

Bud and wife Linda have four children: Dana (9/21/58), Cliff (3/16/60), Gary (11/12/61) and Cathy (10/25/75). They live in Los Alamitos, Ca.

LIONEL TAYLOR, Offensive Coordinator



Having demonstrated his ability to coach wide receivers over the last 10 years, Lionel Taylor will coordinate the Rams' offense in 1980 after three seasons coaching the team's wide receivers.

In those three years, Ram receivers have achieved great success and contributed greatly to the Rams appearing in Super Bowl XIV.

Taylor was with the Pittsburgh Steelers from 1970-76 and was the senior member on Chuck Noll's staff that won back-to-back Super Bowl titles in 1974-75.

The 44-year-old Taylor's performance as a player, however, was equally impressive. His 10-year pro career began as a member of the Chicago Bears in 1959. When the rival AFL was formed the following year, Taylor went to Denver where he developed into one of the finest receivers in that league's history. Lionel was with the Broncos from 1960-66, then finished his active playing days at Houston in 1967 and 1968.

His 567 receptions is the fifth best career mark in pro football history. He led the AFL in receiving a record five times and in 1961 became the first pro player

to catch 100 passes in a season. He once caught 13 passes in a game to set an AFL mark.

A native of Kansas City, Mo., Taylor was born Aug. 15, 1936. He grew up in Lorado, W. Va., then went to college at New Mexico Highlands where he was an All-Frontier Conference flanker.

Lionel and wife Lorencita reside in Rolling Hills Estates, Ca., with their two daughters: Loretta (3/17/59) and LaVern (2/17/61).

HEWRITT DIXON, Offensive Backfield Coach

Hewritt Dixon begins his NFL coaching career this season as the Rams' offensive backfield coach, but that doesn't mean he's a stranger to the NFL.

For eight years, Dixon was a running back for the Denver Broncos (1963-65) and Oakland Raiders (1966-70). He gained 3,090 yards rushing in his career on 772 carries (4.0 avg.) and scored 15 touchdowns as well as catching 263 passes for 2,819 yards (10.7 avg.) and 13 touchdowns. He also played in Super Bowl II and the 1970 Pro Bowl.

Born Jan. 8, 1940, in Alachua, Fla., Dixon attended Mebane High in that city and went on to Florida A&M where he obtained a bachelor's degree in education in 1963.

He was drafted on the eighth round by Denver in 1963 when current head coach Ray Malavasi was defensive line coach and asst. general manager Jack Faulkner was the head coach of Denver.

For the last six years, Dixon has been the athletic director and head football coach at McClymonds High in Oakland. He also coached semi-pro football teams from 1976-78.

Hewritt and wife Zula live in Anaheim, Ca., with children Hewritt III (7/4/61) and Joarvonnia (7/25/62).



CLYDE EVANS, Conditioning Coach

As the Rams first full-time conditioning specialist, Clyde Evans is in charge of developing individual programs for each player according to his body weight, structure and position he plays.

Evans develops the year-round programs for the players that include diet control, developing upper and lower body strength, plus speed, quickness and agility.

Born April 10, 1943, in Watsonville, Ca., Evans came to the Rams in 1978 from San Diego. He was in charge of weight lifting and stretching for the Chargers for four seasons — their first full-time employee for such a position.

A defensive back at Cabrillo JC in Aptos, Ca., in 1961-62, Evans played two years of semi-pro football. He was in the U.S. Army serving in Viet Nam, and



later attended San Diego State. He worked with the San Diego State football team with its conditioning in 1972-73, then joined the Chargers.

Single, Clyde resides in Long Beach, Ca.

BILL HICKMAN, Administrative Assistant



Bill Hickman begins his third season with the Rams, being responsible for advance-game scouting, film breakdown and computer evaluation of the Rams and their opponents.

Hickman came to Los Angeles from Washington where he was in charge of special coaching assignments and scouting for five years (1973-77).

Born June 21, 1923, in Baltimore, Md., Hickman was a halfback and punter at Virginia, then went to Duke in 1950.

Hickman coached the offensive and defensive backfields at North Carolina State in 1951-53. His coaching became concentrated on the defensive backfield at Vanderbilt in 1954-66, and he held a similar position at the University of North Carolina from 1967-72. The following season he joined the Redskins.

Bill and wife Dorothy live in Los Alamitos, Ca. They have two children: Kurt (12/17/54) and Kim (8/22/60).

PAUL LANHAM, Quarterbacks Coach



While Paul Lanham begins his first year as quarterbacks coach of the Rams, it will be his third with the club after two seasons as special teams coach.

Lanham was brought to Los Angeles in an effort to improve the special teams play, and in 1979, the special teams were very instrumental in the Rams' success. The Rams' special teams scored four touchdowns in 1979 (three by returning blocked kicks), including two scores in a 27-21 overtime win against Minnesota.

Before coming to the Rams in 1978, Lanham was the Washington special teams coach from 1973-77, and before that he spent one season with the St. Louis Cardinals as the special teams and offensive backfield coach.

Born July 31, 1930, in Ripley, W.Va., Lanham attended Morris Harvey College and transferred to Glenville (W.Va.) State. At Glenville, he lettered three years as a linebacker.

His college coaching career began in 1960 at the University of Delaware. While earning a master's in educational administration, Lanham coached the freshmen team's offensive line. He became the head freshmen coach at Dayton in 1961, then moved to Colorado State (1962-69) where he spent most of those years as offensive coordinator.

Lanham guided the special teams and tight ends at Arkansas in 1970-71, then came to the NFL the following season with St. Louis.

Paul and wife Helen have three children: Tammy (8/7/59), Steve (5/27/62) and Randy (3/25/64). They live in Mission Viejo, Ca.

FRANK LAUTERBUR, Linebackers Coach

Frank Lauterbur begins his ninth NFL season — his third as the Rams linebackers coach — with 31 years of defensive and head coaching experience to draw from. His success in the past shows he's used that experience well.

Lauterbur came to the Rams in 1978 from Baltimore where he was the linebackers coach in 1974 and the defensive backfield coach in 1975-77. In his first year with Los Angeles, Lauterbur had two linebackers named Co-MVP by the club's alumni group, Ye Old Rams. It was indicative of his coaching talent.

Born Aug. 8, 1925, in Cincinnati, Ohio, Lauterbur was a guard at Oberlin College in 1943. A World War II Marine veteran, Lauterbur played at Camp Pendleton in 1945 and returned to Mt. Union College in 1946-48.

After four years coaching high school football, he coached both lines at Kent State in 1953-54. Lauterbur got a taste of professional football as the Colts' defensive line coach in 1955-56, then took a similar post at Army in 1957-61. After a season at Pitt where he was defensive coordinator, Lauterbur became head coach and athletic director at Toledo.

He guided his team to 11-0 (1969) and 12-0 (1970) seasons and was Mid-American Conference Coach of the Year three times. Toledo appeared in the Tangerine Bowl after each of its perfect seasons and had its highest national ranking ever — 12th in 1970.

Lauterbur was head coach in Iowa in 1971-73, then joined the Colts the following year.

Frank, wife Mary and son Frank Jr. (10/20/63) live in Huntington Beach, Ca. The Lauterburs also have three daughters: Mary, Fran and Carol.



HERB PATERRA, Special Teams Coach

Herb Paterra begins his NFL coaching career in 1980 as the special teams coach of the Rams following two years as the defensive line and linebackers coach of the CFL's Hamilton Tiger-Cats.

With 11 years of coaching experience, Paterra joins Ray Malavasi a second time, but this time as a coach. In 1967-68, Paterra was a player with Hamilton while Malavasi coached Hamilton's defense.

Born Nov. 8, 1940, in Grassport, Pa., Paterra was an offensive guard and linebacker at Michigan State in 1960-62. Drafted by the Buffalo Bills, Paterra played outside linebacker (1963-64) before moving to Hamilton.

He played at Hamilton for four years (1965-68), then returned to Michigan



State to coach the linebackers and defensive line (1969-71). Paterra then coached at Wyoming (1972-74), Charlotte of the WFL (1975) and at a high school in Charlotte (1976-77).

He signed on briefly with Northern Michigan in 1978, but left almost immediately to take a job with Hamilton.

Herb and wife Lou Ann live in Diamond Bar, Ca., with sons Jeffrey (7/20/63) and Craig (1/11/67).

DAN RADAKOVICH, Offensive Line Coach



Dan Radakovich had his offensive linemen doing "The Bad Rad Disco" quite well in 1979. So well in fact, that the line opened holes for Wendell Tyler to gain 1,109 yards and that two linemen, Rich Saul and Dennis Harrah, were named to the Pro Bowl.

Radakovich, nicknamed "Bad Rad," teaches his linemen to block in a style remotely resembling a disco dance. Thus, the blocking technique/dance is called, "The Bad Rad Disco."

This season will be Radakovich's 24th year of coaching, his second with the Rams. He joined the Rams after spending 1978 as defensive coordinator for the San Francisco 49ers.

Born Nov. 27, 1935, in Kennywood, Pa., Radakovich attended Penn State where he was a center-linebacker in 1954-56. After a brief preseason stint with the Philadelphia Eagles in 1957, he was released and joined the coaching staff at Penn State where he stayed for 13 years until 1969.

In 1970, he went to the University of Cincinnati and broke into the NFL coaching ranks the following year with Pittsburgh as the defensive line coach. He spent 1972-73 at the University of Colorado as defensive coordinator and playing for the Buffaloes at that time were Cullen Bryant, Rod Perry and Billy Waddy.

He returned to the NFL in 1974, coaching the Steelers' offensive line through the 1977 season. He then went to San Francisco before coming to Los Angeles.

Dan and wife Nancy reside in Huntington Beach, Ca., with their four children: Dan (9/27/58), Lisa (2/7/63), Leslie (9/19/66) and Lori (10/26/68).

LaVERN TORGESON, Defensive Line Coach



Under LaVern Torgeson, the Rams' defensive line sent two players to the Pro Bowl for the second straight year and contributed greatly to the club's 52 quarterback sacks (just one shy of the club record) in 1979.

Rejoining the Rams in 1978, Torgeson is in his second "tour of duty" with the club after having coached the defensive line in 1969-70. This season marks his 29th as a player and coach in the NFL.

Born Feb. 28, 1929, in LaCrosse, Wash. Torgeson was

team captain and All-America at Washington State in 1948-50, and last year he was named to Washington State's Hall of Fame. Drafted by Detroit as a linebacker in 1951, he played four seasons before being traded to Washington. He played four seasons with the Redskins and was an All-Pro five of his eight NFL seasons.

He was retained by the Redskins to coach their defensive line from 1959-61, then went to Pittsburgh in 1962. With the Steelers until 1968, Torgeson served as a defensive line coach, offensive line coach and defensive coordinator.

Torgeson, nicknamed "Torgy," joined the Rams the following year, coaching such all-time Ram greats as Merlin Olsen, Deacon Jones, Roger Brown and Lamar Lundy.

After leaving the Rams, Torgeson became defensive coordinator for the Washington Redskins (1971-77).

Torgy, wife Nola and daughters Teri (10/3/57) and Tami (7/1/59) live in Huntington Beach, Ca.

RAMS COACHING RECORDS

COACH	YEARS	WON	LOST	TIED	PCT.	RAMS PTS.	OPP. PTS.
HUGO BEZDEK	1937-38	1	13	0	.071	111	277
ART LEWIS	1938	4	4	0	.500	95	145
EARL "DUTCH" CLARK ...	1939-42	16	26	2	.381	632	806
ALDO "BUFF" DONELLI ...	1944	4	6	0	.400	188	224
ADAM WALSH	1945-46	15	5	1	.750	521	393
BOB SNYDER	1947	6	6	0	.500	259	214
CLARK SHAUGHNESSY ...	1948-49	14	7	3	.667	687	508
JOE STYDAHAR	1950-51	17	7	0	.708	854	570
HAMPTON POOL	1952-54	23	11	2	.676	1029	755
SID GILLMAN	1955-59	28	31	1	.475	1444	1409
BOB WATERFIELD	1960-62	9	24	1	.273	664	811
HARLAND SVARE	1962-65	14	31	3	.311	846	1167
GEORGE ALLEN	1966-70	49	17	4	.742	1644	1053
TOMMY PROTHRO	1971-72	14	12	2	.536	604	546
CHUCK KNOX	1973-77	54	15	1	.780	1616	830
RAY MALAVASI	1978-79	21	11	0	.656	639	554
TOTALS	1937-79	289	226	20	.559	12,149	11,001

Rams Staff



JOHN SHAW, Controller/Treasurer, begins his first year with the Rams after spending three years with the Arthur Andersen & Co. Prior to that Shaw practiced law for six months in the Bakersfield area. Born in Brooklyn, N.Y. (9-10-51), Shaw attended Kearney High in San Diego and later earned his degree in accounting from the University of San Diego in 1973. He then obtained a law degree from New York University in 1976. He and wife Suzanne reside in Brentwood.



JERRY WILCOX, Director of Public Relations, received title in 1969 after starting with Rams as assistant P.R. director in 1966. Wilcox was Assistant Director of Athletic News at USC, 1963-66; a Sports Writer with The Register in 1963 and Sports Editor of the Daily Trojan, the USC student newspaper. Wilcox was born in Bremerton, Wash. (10-13-41), played basketball and baseball at Garden Grove (Ca.) High, attended Santa Ana College and was graduated from USC in 1963 with a Journalism degree. Wilcox and wife Carole live in Cypress.



GENO EFFLER, Asst. Dir. of Public Relations, is in his fourth year with the Rams. Graduated from Cal State Fullerton with a communications degree in June, 1977, Effler was Executive Editor of the Daily Titan, the award-winning campus newspaper, and he also played on the golf team. Born Feb. 26, 1955, in Columbus, Ohio, Effler attended Hawthorne (Ca.) High, where he played golf, football and baseball. Single, he lives in Anaheim.



DOUG FINLEY, Director of Marketing, joined the Rams in 1979 to handle various marketing duties. Former Vice President and General Manager of KTLA, Finley has been in private business since 1971. Born (9-25-28) in Alton, Ill., Finley served in the Korean War. He attended the University of Missouri where he played football and baseball. Doug and wife Marlene reside in Huntington Beach. They have two daughters, Kim and Vickie, and two sons, Breck and Tim.

HARLEY SEWELL, Scout, closed an 11-year National Football League career with the Rams in 1963 after playing a decade with the Detroit Lions. He became a Ram scout the next season. Sewell was Detroit's No. 1 draft choice in 1953 after an exceptional career at the University of Texas where he was a consensus All-America as a defensive specialist. Sewell played in four Pro Bowl games as a Lion and was a member of two NFL title teams. A native of St. Joseph, Tex. (4-18-31), Harley and his wife Jean reside in Arlington, Tex., with their three children: Nathan, Janet and James.



RANDY TYSON, Scout, joined the Rams in 1977 after working for a scouting combine for five years. Tyson, who works primarily in the East, spent seven years as a coach at Utah State, Rhode Island and Idaho State. A center-linebacker and Utah State's most valuable player in 1962, Tyson spent a year on the Chicago Bears' taxi squad and two in the Atlantic Coast League and the Continental League before returning to coach at his alma mater. Tyson, born Jan. 24, 1941, in Ogden, Utah, resides in Jamestown, R.I., with wife Rena and their two children: Kerry and Kenneth.



FRANK TRUMP, Draft Coordinator, joined the Rams as a part-time staffer in the scouting department in 1977. Besides doing some scouting himself, Trump organizes all reports from Rams scouts and coordinates the many details of the college draft. Born in Burbank, Ca. (11-24-52), Trump attended Birmingham High in Van Nuys where he lettered three years in football as a linebacker and nose tackle. Later (1970-72) he played at Los Angeles Valley College, then served in the Army from 1973 through 1975. Single, he resides in Lakewood.



MARV MARINOVICH, Scout, is in his first season with the Rams scouting collegians and handling player development and testing. Born Aug. 6, 1939, in Watsonville, Ca., Marinovich played football at USC and spent two years (1965-66) playing guard for the Oakland Raiders. He spent the next five years coaching and evaluating players at Oakland before coaching the defensive line at St. Louis in 1973. He spent two years coaching in the WFL. Marv and wife Trudi live in Huntington Beach, Ca., with children Traci and Todd.





MILAN DUKICH, Cinematographer, has been with the club since 1956. Previously he was self-employed, Nicknamed "Mickey," Dukich was graduated from Washington State in 1951 with an economics major. During WWII served three years in Field Artillery, Participated in football and golf at Spokane's Lewis and Clark High and in golf at Washington State. A native of Spokane (4-2-24), Dukich is single. Hobby is radio-controlled model aircraft. He resides in Orange.



GARY TUTHILL, Trainer, joined the Rams in 1973, was with Detroit in 1971-72 where he was the assistant trainer, the same title he held at USC from 1959-1971. Tuthill is a Doctor of Chiropractic, having graduated from the Los Angeles College of Chiropractic in 1966. He attended Idaho State College, where he played football, and Culver City (Ca.) High, where he participated in football and baseball. A native of Glendale (12-17-39), Gary, wife Charlene Helen and their two children, Melinda and Craig, live in Garden Grove.



GEORGE MENELEE, Trainer, has been with the Rams since 1955 when he came west with Coach Sid Gillman from the University of Cincinnati, where he was trainer and tennis coach. Born in Roanoke, Va. (10-25-16), Menefee attended the University of Cincinnati in 1935-37 and again in 1946-49, earning a degree in Business Administration. Menefee attended Portsmouth (Ohio) High, where he played football and tennis. During WWII he was a Tech Sergeant in

the Army Air Corps for four years and served in England. Menefee and wife Mary Lou have five children: Jo Ann, Sally, Johnny, Betsy and Reba, and reside in Granada Hills.



GARRETT GIEMONT, Asst. Trainer, began working in the Rams' training room in 1970 and was hired full-time in 1978. He currently attends Fullerton College majoring in P.E. A native of Fullerton (8-31-57), Giemont attended Fullerton High where he played baseball, football and basketball. Single, he lives in Anaheim.

DON HEWITT, Equipment Manager, joined the Rams in 1967 after holding the same post at USC in 1965-66. He coached football at Arcadia High in 1947. Born in Fresno (7-7-23), Don attended high school in Fresno and college at Fresno State where he played football. Served in Naval Aviation during WWII. He and wife Jean live in Seal Beach. Children: Robin, Todd and Kathe.



TODD HEWITT, Asst. Equipment Manager, began helping his father, Don, in the equipment room in 1967 and was hired full-time in 1978. Born 10-25-56 in Pasadena, Ca., Hewitt attended Los Alamitos High where he played baseball and football. He graduated from UC Riverside in 1978 with a B.A. in business administration. He also started on the 1977 UC Riverside baseball team that won the NCAA Division II title. Single, he lives in Anaheim.



DON NIMS, Ticket Manager, is in his first year at the position after working in the ticket office since 1970. He was with Computicket as a box office consultant, California Sports as a box office manager and Crowd Management as a ticket seller. Nims was born in Anderson, Ind. (5-4-29), attended Greeley (Colo.) High, where he was on the football, basketball and track teams, and both Colorado State College and the University of Nevada (Reno), where he majored in mining. Nims, an Army Ranger, 1951-53, wife Kathleen, daughter Karen and son David live in Chatsworth.



JERRY MICKELSEN, Asst. Ticket Manager, has been with the Rams since 1968. Since 1960 he had been in the employ of the Los Angeles Dodgers, operating in the ticket area. A native of St. Paul, Minn. (7-6-35), Mickelsen attended University High where he played basketball and football. He also attended Santa Monica City College and UCLA and was a member of the USMC Reserve for eight years. Mickelsen, wife Lora and children Gregory and Kenneth live in Westchester.





Dr. Robert Kerlan
Team Physician



Dr. Toby Freedman
Associate Physician



Dr. Clarence Shields
Associate Physician



Dr. Teruo Yamamoto
Team Dentist



Dr. William Vickrey
Team Optometrist



Heckly Lynn
Equipment Aide



Leroy Lake
Equipment Aide



Russ Massro
Ticket Office



Barbara Robinson
Office Manager



Joe Abad
Maintenance Supt.



Lillian Arbenz
Public Relations



Linda Aronson
Business



Laurel Burden
Scouting



Debbie Campise
Ticket Office



Bettie Carpenter
Administrative



Sharon Coleman
Coaching



Vicky Frontiere
Receptionist



Pat Hendee
Business



Doretta Karns
Marketing



Shellie Latva
Receptionist



Melanie Leader
Administrative



Marian Mottin
Coaching



Barbara Nungesser
Business



Trudy Replogle
Receptionist



Laura Stocks
Scouting



Nancy Van Acker
Public Relations



Tommy Walker
Entertainment Director



Tommy Culla
Special Projects and
Community Relations



Stan McKinney
Office Aide



George Mercer
Office Aide

Rams Veterans

Andrews, George

Ht: 6-3

Wt: 223

LB

Born: 11/28/55

Nebraska, Second Year

How Acq: D1a'79



PRO: With his playing time coming mostly on special teams in 1979, George Andrews hopes to see more playing time at linebacker in 1980. The Rams' No. 1 pick a year ago, Andrews demonstrated his talent with 25 tackles, 8 assists and a fumble recovery. Considered to be a "bookend" to teammate Bob Brudzinski, Andrews played in all 16 games in '79 and Ram coaches are very optimistic about his future in the NFL.

COLLEGE: Andrews was named All-America at Nebraska by NEA, Football News, AP (second team) and UPI (second team) his senior season. He was also All-Big 8 and Academic All-America, graduating in his third year with a business degree.

PERSONAL: George Eldon Andrews II was born in Omaha, Neb., and attended Burke High in that city where he competed in football and basketball. Single, George lives in Lincoln, Neb., and he spent the off-season touring South America with Sportsworld Ministry.

Games Played, Started: 1979(16,0).

Bain, Bill

Ht: 6-4

Wt: 277

G

Born: 8/9/52

USC, Fifth Year

How Acq: FA'79



PRO: With a variety of injuries to Ram linemen, Bill Bain was signed as a free agent two days before the St. Louis game and played much of the game at guard. He was waived after Week No. 8 and re-signed before Week No. 13. In all, Bain played in eight games on special teams and as a backup guard, and saw action in all three playoff games. A second-round pick of Green Bay in 1975, Bain played for the Packers that year before being traded to Denver. Bain played for Denver in 1976, missed 1977 with a knee injury

and played one game with Denver in 1978 before being traded to the New York Giants. Bain was active for seven games with the Giants, but did not play. Released by the Giants, Bain was then signed by the Rams.

COLLEGE: Bain played one year at Colorado, sat out a year and played two seasons at USC where he was named All-America and appeared in two Rose Bowls. Bain graduated with a degree in public administration.

PERSONAL: William Ernest Bain was born in Pico Rivera, Ca., and attended St. Paul High in Santa Fe Springs, Ca., where he played football, baseball and basketball. Bill and wife Elizabeth were married June 14. They live in Cypress, Ca.

Games Played, Started: 1975(14), 1976(14,13), 1977(0,0), 1978(1,1), 1979(8,0).

Brooks, Larry DT Va. State-Petersburg, Ninth Year
Ht: 6-3 Wt: 253 Born: 6/10/50 How Acq: D14'72

PRO: Larry Brooks may not attract the spotlight like some of his teammates, but the eight-year veteran from Va. State-Petersburg plays with the dedication and fervor that symbolizes an All-Pro. Despite a nagging ankle injury that subsequently required off-season surgery, Brooks started every game at defensive tackle in '79, leading the defensive line in tackles and assists. He was also credited with 6 quarterback sacks and knocked down 4 passes. For his efforts, Brooks was selected to his fourth straight Pro Bowl and was named All-NFL by AP and All-NFC (second team) by UPI. In 1978, Brooks missed the last two regular season games with a knee injury that required off-season surgery, played sparingly in the playoff game against Minnesota and sat out during the NFC title game with Dallas. Still, he was named All-NFL by NEA, All-NFL (second team) by AP and All-NFC by Pro Football Weekly and The Sporting News. A 14th-round draft pick of the Rams in 1972, Brooks was on ready reserve the first six games after undergoing knee surgery and became a starter soon after joining the active players. Brooks totaled 13 QB sacks in 1976, and in 1977, he was named to numerous All-NFL and All-NFC teams, as well as being named Outstanding Defensive Lineman by Ye Old Rams.



COLLEGE: During his senior year, Brooks was named to AP's first team Little All-America. He gained all-conference honors and was named Virginia Small College Lineman of the Year.

PERSONAL: Lawrence Lee Brooks, Sr., was a football and track star at Prince George, Va., where he was born and attended high school. He and wife Colleen reside in Fountain Valley, Ca., with son Larry, Jr. (10/26/69). Larry was the team representative in this year's United Way public service message and is a partner with Jack Youngblood in a Western clothing store in Orange.

Games Played, Started: 1972(8,7), 1973(14,14), 1974(13,13), 1975(8,8), 1976(14,14), 1977(14,14), 1978(14,14), 1979(16,16).

Brown, Eddie S-KR Tennessee, Sixth Year
Ht: 5-11 Wt: 190 Born: 2/19/52 How Acq: T-Wash. '78

PRO: Eddie Brown stepped in to start five games at free safety in 1979, as well as being the fifth defensive back in passing situations, and the veteran from Tennessee intercepted 3 passes in the regular season plus a theft in the playoff win over Dallas and another in Super Bowl XIV. In addition, Brown set a club record with 56 punt returns and tied a club mark with 7 returns in a game. An eighth-round pick of Cleveland in 1974, Brown was waived after three games of the 1975 season and was claimed by Washington.



In 1976, he led the NFC with a 13.5 punt return average and he set NFL records in 1977 for punt returns in a season (57, since broken) and in a game (11). He

was named to the Pro Bowl after the '76 and '77 seasons before being traded to the Rams in the summer of 1978. Brown suffered a knee injury in the season opener that sidelined him for the year, and he returned to full strength for the '79 season.

COLLEGE: Brown was an All-America safety at Tennessee and graduated with a B.S. degree in animal science. A three-year letterman, he was All-SEC his sophomore and senior seasons, and played in the Senior Bowl.

PERSONAL: Paul Edward Brown was born in Jasper, Tenn., and attended Marion County High where he was an All-America tailback. Eddie and wife Martha live in Haymarket, Va.

BROWN'S NFL STATISTICS

Punt Returns

Year	Club	No.	FC	Yds.	Avg.	LG	TD
1974	Cleveland	2	1	0	0.0	0	0
1975	Cle/Wash	8	4	68	8.5	14	0
1976	Washington	48	8	646	13.5	71t	1
1977	Washington	57	8	452	7.9	43	0
1978	Los Angeles	1	0	13	13.0	13	0
1979	Los Angeles	56	19	332	5.9	30	0
Total		172	40	1511	8.8	71t	1

Kickoff Returns

Year	Club	No.	Yds.	Avg.	LG	TD	Pass Interceptions				
							No.	Yds.	Avg.	LG	TD
1974	Cleveland	6	138	23.0	36	0	2	24	12.0	24	0
1975	Cle/Wash	6	126	21.0	27	0	1	33	33.0	33	0
1976	Washington	30	738	24.6	67	0	1	8	8.0	8	0
1977	Washington	34	852	25.1	46	0	1	0	0.0	0	0
1978	Los Angeles	0	0	0.0	0	0	0	0	0.0	0	0
1979	Los Angeles	5	103	20.6	28	0	3	32	10.7	25	0
Total		81	1957	24.2	67	0	8	97	12.1	33	0

Games Played, Started: 1974(13,0), 1975(14,0), 1976(14,0), 1977(14,0), 1978(1,0), 1979(16,5).

Brudzinski, Bob

Ht: 6-4

Wt: 229

LB

Born: 1/1/55

Ohio State, Fourth Year

How Acq: D1'77



PRO:In his first full season as a starter, Bob Brudzinski was second on the club in tackles and assists in 1979, upholding his reputation as one of the best linebacker's against the run in the NFL. Brudzinski (pronounced Brud-zin'skee) also notched 5 quarterback sacks and an interception in '79. The Rams' first-round pick in 1977, Brudzinski became a starter in Week No. 2 and intercepted a pass in each of his first two starts. He started seven games until Jack Reynolds returned to the middle and Jim Youngblood moved from

the middle to outside linebacker. Brudzinski saw backup duty the rest of the '77 season and the first six games of 1978 before he became the permanent

starter at right linebacker. "Bru" (pronounced Broo) intercepted one pass in '78 and returned it 31 yards for a touchdown at San Francisco.

COLLEGE: Brudzinski played four years as a defensive end at Ohio State and was named All-America by AP, UPI, NEA, The Football Writers, Kodak and The Football News. He was All-Big 10, the Buckeyes' MVP and played in the Hula Bowl and Japan Bowl.

PERSONAL: Robert Louis Brudzinski was born in Fremont, Ohio, where he attended high school. Bob and wife Susan live in Long Beach, Ca., and during the off-season, Bob participated in the NFL-USO Tour visiting military bases around the world.

BRUDZINSKI'S RAM STATISTICS

Year	Pass Interceptions				
	No.	Yds	Avg	LG	TD
1977	2	24	12.0	23	0
1978	1	31	31.0	31	1
1979	1	26	26.0	26	0
Total	4	81	20.3	31	1

Games Played, Started: 1977(14,7), 1978(16,10), 1979(16,16)

Bryant, Cullen

RB

Colorado, Eighth Year

Ht: 6-1

Wt: 236

Born: 5/20/51

How Acq: D2a'73

PRO: Cullen Bryant has been called the most underrated running back in the NFL by head coach Ray Malavasi, because in 1979 — his first full year as a starter — Bryant gained 619 yards rushing, caught 31 passes and led Wendell Tyler through many open holes. Always a devastating blocker, Bryant demonstrated his value when he rushed for 106 yards on 18 carries in the NFC title game and also caught 4 passes for 39 yards. In Super Bowl XIV, he rushed 6 times for 30 yards and a touchdown, and caught 3 passes for 21 yards.



A second-round pick of the Rams in 1973, Bryant was the club's first selection that draft. A defensive back his rookie year, Bryant moved to offense in 1974. Primarily used on special teams, Bryant was named All-NFC as a return specialist by Pro Football Weekly in 1976. That year he led the NFC with a 28.7 kickoff return average. Bryant is also tied with V.T. Smith for most kickoff returns for touchdowns in a career (3). In 1978, Bryant started nine games when injuries befell Lawrence McCutcheon. That year Bryant led the club with 658 yards rushing, and in the playoff win over Minnesota, he gained 100 yards on 27 carries and scored a touchdown.

COLLEGE UPI, Coaches and Sporting News accorded Bryant All-America defensive back honors at Colorado his senior year. He was All-Big 8 on AP and UPI polls and a performer in the Senior Bowl and College All-Star game.

PERSONAL: William Cullen Bryant was born in Ft. Sill, Okla., and attended

Mitchell High in Colorado Springs, Colo. He and wife Sandra live in Lafayette, Colo., with son William Cullen Bryant, Jr. (11/17/77).

BRYANT'S RAM STATISTICS

Year	Rushing					Pass Receiving				
	No.	Yds.	Avg.	LG	TD	No.	Yds.	Avg.	LG	TD
1973	0	0	0.0	0	0	0	0	0.0	0	0
1974	10	24	2.4	7	0	2	14	7.0	8	0
1975	117	467	3.9	18	2	20	229	11.4	31	0
1976	21	64	3.0	12	2	2	28	14.0	25	0
1977	6	42	7.0	24	0	4	28	7.0	14	0
1978	178	658	3.7	26	7	8	76	9.5	36	0
1979	177	619	3.5	15	5	31	227	7.3	24	0
Total	509	1874	3.7	26	16	67	602	9.0	37	0

Year	Kickoff Returns					Punt Returns				
	No.	Yds.	Avg.	LG	TD	No.	Yds.	Avg.	LG	TD
1973	13	369	28.4	93t	1	0	0	0.0	0	0
1974	23	617	26.8	84t	1	17	171	10.1	23	0
1975	12	280	23.3	42	0	2	47	23.5	40	0
1976	16	459	28.7	90	1	29	321	11.1	25	0
1977	2	35	17.5	26	0	20	141	7.1	26	0
1978	0	0	0.0	0	0	3	27	9.0	21	0
1979	0	0	0.0	0	0	0	0	0.0	0	0
Total	65	1760	26.6	90t	3	71	707	10.0	40	0

BRYANT'S 100-YARD RUSHING GAMES

Date	Opp.	No.	Yds.	Avg.	LG	TD
12/17/78	Green Bay	30	121	4.0	17	2
1/ 6/80	*Tampa Bay	18	106	5.9	12	0
9/18/79	San Francisco	23	106	4.6	14	1
12/31/78	†Minnesota	27	100	3.7	17	1

*NFC Championship

†NFC Divisional Playoff

Games Played, Started: 1973(13,0), 1974(14,0), 1975(14,1), 1976(14,0), 1977(14,0), 1978(16,9), 1979(16,16).

Clark, Ken

Ht: 6-2

P

Wt: 196

St. Mary's (N.S.), Second Year

Born: 5/26/48

How Acq: FA'79



PRO: While setting a club record in 1979 with 93 punts, Ken Clark looks to return in 1980 for his second NFL season. A veteran of four seasons in the CFL and one in the WFL, Clark was signed by the Rams as a free agent in '79. His 40.1 punting average was the highest by a Ram punter since 1973, and for six straight games Clark had at least one punt over 50 yards. In addition, he kicked a 52-yard punt in the NFC Championship Game and a 59-yard punt in Super Bowl XIV. Clark also completed 2 of 2 passes for

32 yards, including a 30 yarder to Ron Smith in the Rams' 27-21 overtime win against Minnesota. While never having to punt for accuracy in the CFL, Clark showed he could adjust by having 17 punts downed inside the 20-yard line to just 7 punts resulting in touchbacks. In 1974, Clark led the WFL with a 41.8 average. He went to Hamilton of the CFL in 1975 and led the league in punting in 1976 and 1977 with averages of 47.0 and 46.8, respectively. He played with Hamilton and Toronto in 1978 before coming to the NFL.

COLLEGE: Clark played football at St. Mary's (Nova Scotia) and earned a B.A. in history. In addition, he has earned a degree as a tool making technician from George Brown College in Toronto and a degree in athletic therapy from Sheridan College in Toronto.

PERSONAL: Kenneth Lawrence Clark was born in Southampton, England, and was raised in Canada where he attended New Toronto Secondary. There he competed in football, basketball, baseball and soccer. He and wife Grayce live in Mississauga, Ontario, during the off-season.

CLARK'S RAM PUNTING STATISTICS

Year	No.	Yds.	Avg.	TB	In 20	LG	Blk.
1979	93	3731	40.1	7	17	60	2

Games Played, Started: 1979(16,0).

Corral, Frank

Ht: 6-2

Wt: 228

K

Born: 6/16/55

UCLA, Third Year

How Acq: D3a78

PRO: Although Frank Corral suffered somewhat of a "sophomore slump" in 1979, he still made the important kicks when they counted. Specifically, in the NFC Championship Game when his three field goals accounted for all the game's scoring and sent the Rams into their first Super Bowl. In '79, Corral converted 13 of 25 field goals and 36 of 39 PATs, along with 5 of 7 field goals in the playoffs. In 1978, Corral had a spectacular rookie season by leading the NFL in field goals (29), field goal attempts (43) and scoring (118 points). His placekicking talent proved the difference in three last-minute wins. He kicked a 46-yard FG with 7 seconds left to beat the Eagles, a 27-yard FG with 3 seconds left to beat the Buccaneers and a 24-yard FG with 3 seconds left to beat the 49ers. He was All-NFL according to PFWA, NEA, Pro Football Weekly, AP (second team) and Football Digest. He was named All-NFC by The Sporting News, UPI and Pro Football Weekly, and All-NFL Rookie by PFWA, UPI and Pro Football Weekly. In addition, Corral (pronounced Kore-al') was selected to the Pro Bowl, was voted Rookie of the Year by Ye Old Rams and was recipient of Pro Football Weekly's Golden Toe Award, emblematic of the NFL's best placekicker.



COLLEGE: After two years at Riverside City College where he led the nation in punting (44.0 and 45.7), Corral went to UCLA where he continued as a punter-placekicker. He was All-Pac 8 (first team) as a punter and All-Pac 8 (second

team) as a kicker his junior year, but missed most of his senior season because of a broken jaw. He holds the UCLA record for longest field goal: 55 yards.

PERSONAL: Born in Chihuahua, Mexico, John Frank Corral attended Norte Vista High in Riverside, Ca. He still lives in Riverside with wife Martha and daughters Christina (7/4/76) and Maria (4/7/80). He spent the off-season making speaking engagements and working for the U.S. Census Bureau.

CORRAL'S FIELD GOAL ACCURACY STATISTICS

Year	1-19	20-29	30-39	40-49	50+	Total	Avg. Att.	Avg. Made	Avg. Miss	LG
1978 . . .	2-2	13-15	8-12	6-13	0-1	29-43	34.9	31.9	40.9	48
1979 . . .	1-1	5-5	2-6	5-12	0-1	13-25	37.3	32.6	42.4	49
Total . . .	3-3	18-20	10-18	11-25	0-2	42-68	35.7	32.1	41.3	49

CORRAL'S SCORING STATISTICS

Year	PAT Att	PATs	FGA	FG	LG	Pts.
1978	33	31	43	29	48	118
1979	39	36	25	13	49	75
Total	72	67	68	42	49	193

Games Played, Started: 1978(16,0), 1979(16,0).

Cromwell, Nolan

Ht: 6-1

Wt: 198

S

Born: 1/30/55

Kansas, Fourth Year

How Acq: D2a77



PRO: Nolan Cromwell enters the 1980 season with the resources of becoming the best safety in the NFL after just one season as a starter. Possibly the best all-around athlete in the NFL, Cromwell hopes to expand on his 1979 performance that saw him share the club lead with 5 interceptions and lead the defensive backfield in tackles while starting 11 games at free safety and five at cornerback. In '79, Cromwell made his presence known on special teams as he blocked a punt against Chicago that was returned for a TD. Then, in overtime against Minnesota, he ran 5 yards for a TD from field goal formation to give the Rams a 27-21 win. Cromwell, who has been the holder on placekicks since he joined the club, was a second-round draft pick in 1977. He saw backup duty that season, but did start in the "Mud Bowl" playoff game against Minnesota because of an injury to Bill Simpson. In 1978, Cromwell played backup safety but still found a way to score 2 TDs. He recovered a blocked punt in the end zone against Philadelphia and he ran 16 yards for a TD on a fake field goal against Tampa Bay. In addition, he blocked a punt that was returned for a TD and returned a punt for 8 yards, and also grabbed his first playoff interception in the NFC title game that year.

COLLEGE: Cromwell started all four years at Kansas — two at safety and two at quarterback. He was the Big 8 Player of the Year his junior season and set an NCAA record of 294 yards rushing in a game by a quarterback. He also ran the

400-meter hurdles (49.5) and competed in the decathlon with a best of 6,806. **PERSONAL:** Born in Smith Center, Kan., Nolan N. Cromwell was raised in Ransom, Kan., where he attended high school. He and wife Ellen live in Lawrence, Kan., where Nolan worked on his farm during the off-season.

CROMWELL'S RAM STATISTICS

Year	Pass Interceptions			LG	TD
	No.	Yds.	Avg.		
1977	0	0	0.0	0	0
1978	1	31	31.0	31	0
1979	5	109	21.8	34	0
Total	6	140	23.3	34	0

Games Played, Started: 1977(14,0), 1978(16,0), 1979(16,16).

Dennard, Preston

WR

New Mexico, Third Year

Ht: 6-1

Wt: 183

Born: 11/28/55

How Acq: FA'78

PRO: With injuries to Willie Miller and Ron Jessie, Preston Dennard stepped into a starting wide receiver spot in 1979 and led the club with 43 receptions for 766 yards (17.8 avg.) and 4 touchdowns. In addition, Dennard had 6 catches for 103 yards (17.2 avg.) in the playoffs. His best day came against the Giants when he caught 7 passes for 94 yards and a touchdown. In 1978, Dennard caught 3 passes and saw action mostly on special teams. He was signed before the '78 training camp as a free agent, was waived and re-signed before Week No. 5. Dennard (pronounced Den-nard') saw his first action in Week No. 6.



COLLEGE: A four-year letterman at New Mexico, Dennard set school records in each receiving category and was named All-America (second team) his sophomore year. He was All-WAC for two seasons and lettered one year in basketball.

PERSONAL: Preston Jackson Dennard was born in Cordele, Ga., and attended Marcos deNiza High in Tempe, Ariz., where he competed in football, baseball, basketball and track. Preston and wife Jackie live in Fountain Valley, Ca., with son Ryan Preston (2/27/79), and in the off-season, Preston did promotional work for Anaheim Land Co.

DENNARD'S RAM STATISTICS

Year	Pass Receiving					Rushing				
	No.	Yds.	Avg.	LG	TD	No.	Yds.	Avg.	LG	TD
1978	3	35	11.7	15	0	0	0	0.0	0	0
1979	43	766	17.8	50	4	4	32	8.0	15	0
Total	46	801	17.4	50	4	4	32	8.0	15	0

Games Played, Started: 1978(11,0), 1979(15,11).

Doss, Reggie

Ht: 6-4

DE-DT

Wt: 267

Hampton Institute, Third Year

Born: 12/7/56

How Acq: D7'78



PRO: A seventh-round draft choice out of Hampton Institute, Reggie Doss has seen limited action as a defensive lineman during his first two NFL seasons. Still, Doss managed 2 quarterback sacks and 2 forced fumbles in 1979 as he appeared in all 16 regular season games. Only the fourth player ever drafted out of Hampton Institute, Doss has the ability to play consistently in the NFL, according to Ram coaches.

COLLEGE: Doss was an NAIA All-America at Hampton Institute and he was his team's MVP his senior year. During his collegiate career, Doss played tight end, linebacker and defensive tackle.

PERSONAL: Born in Mobile, Ala., Reggie Doss grew up in San Antonio, Tex., where he played football and baseball at Sam Houston High. Single, Reggie lives in San Antonio during the off-season.

Games Played, Started: 1978(16,0), 1979(16,0).

Dryer, Fred

Ht: 6-6

DE

Wt: 231

San Diego State, Twelfth Year

Born: 7/6/46

How Acq: T-N.E.'72



PRO: After more than a decade in the NFL, one might think a player slows considerably. But Fred Dryer, entering his 12th season in 1980, continues to stamp his trademark of quickness and speed on each opponent. Although one of the lighter defensive ends in football, Dryer still makes the big plays and inspires teammates to make the maximum effort. In 1979, Dryer's 9 quarterback sacks was second highest on the club that led the NFC with 52. A first-round pick of the New York Giants in 1969, Dryer played out his option in 1971 and was traded to New England. Two months later, he was traded to the Rams and spent the '72 season sharing left end with Jack Youngblood before moving to the right side in 1973. Fred set an NFL record in '73 with 2 safeties in a single game against Green Bay. The next season he had 14 sacks and in 1975 he intercepted a pass and returned it 20 yards for a TD against Philadelphia. A Pro Bowler in 1970 and 1975, Fred was named Outstanding Defensive Lineman by Ye Old Rams in 1973 and was accorded All-NFC honors by Pro Football Weekly in 1975.

COLLEGE: Dryer was a junior college All-America at El Camino before attending San Diego State where he earned All-America acclaim his senior year and played in the East-West game and Hula Bowl.

PERSONAL: John Frederick Dryer III was born in Hawthorne, Ca., and attended Lawndale High. Single, Fred lives in Long Beach, Ca., and is involved

passes in his six seasons with the Packers. Ellis was traded to Houston in 1976, where he played one game before being traded to Miami. Released after the '76 season, Ellis signed with Cleveland in 1977, did not play in 1978 and signed with Detroit before the '79 season.

COLLEGE: A four-year letterman at Southern University, Ellis led the nation his sophomore year with a 33.0 punt return average. He earned a master's degree in physical education.

PERSONAL: Kenneth Alfonzo Ellis was born in Woodbine, Ga., and attended Ralph Bunche High in that city where he competed in football, basketball, baseball and track. He and wife Joyce live in Baton Rouge, La., with children Trent (9/9/70), Kebba (11/15/73) and Jemia (3/12/80). In the off-season, Ken toured the U.S. and Mexico with Athletes In Action.

ELLIS' NFL STATISTICS

Pass Interceptions

Year	Club	No.	Yds.	Avg.	LG	TD
1970	Green Bay	3	69	23.0	80	0
1971	Green Bay	6	10	1.7	5	0
1972	Green Bay	4	106	26.5	40	1
1973	Green Bay	3	53	17.7	47t	1
1974	Green Bay	3	56	18.7	38t	1
1975	Green Bay	1	0	0.0	0	0
1976	Houston/Miami	2	40	20.0	40	0
1977	Cleveland	0	0	0.0	0	0
1978	Did Not Play					
1979	Detroit/Los Angeles	0	0	0.0	0	0
Total		22	334	16.7	47t	3

Punt Returns

Year	Club	No.	Yds.	Avg.	LG	TD	No.	Yds.	Avg.	LG	TD	
1970	Green Bay	7	27	3.9	8	0	22	451	20.5	48	0	
1971	Green Bay	22	107	4.9	30	0	1	22	22.0	22	0	
1972	Green Bay	14	215	15.4	80t	1	1	10	10.0	10	0	
1973	Green Bay	11	47	4.3	23	0	12	319	26.6	84	0	
1974	Green Bay	3	3	1.0	9	0	0	0	0.0	0	0	
1975	Green Bay	6	27	4.5	12	0	0	0	0.0	0	0	
1976	Hou./Miami	0	0	0.0	0	0	0	0	0.0	0	0	
1977	Cleveland	0	0	0.0	0	0	0	0	0.0	0	0	
1978	Did Not Play						Did Not Play					
1979	Det./L.A.	8	43	5.4	15	0	0	0	0.0	0	0	
Total		71	469	6.6	80t	1	36	802	22.3	84	0	

*NFL Leader

Games Played, Started: 1970(14,14), 1971(14,14), 1972(14,14), 1973(14,14), 1974(14,14), 1975(14,14), 1976(13,5), 1977(9,0), 1978(0,0), 1979(10,1).

Elmendorf, Dave**S****Texas A&M, Tenth Year****Ht: 6-1****Wt: 196****Born: 6/20/49****How Acq: D3'71**

PRO: For nine NFL seasons, Dave Elmendorf has been a mark of consistency and durability as the Rams' strong safety. Since being drafted by the Rams on the third round in 1971, Elmendorf not only has played 130 straight games, but has started every one. And in 1979, Elmendorf grabbed 3 interceptions along with an interception in Super Bowl XIV that set up a field goal. His career total of 27 interceptions is fourth on the all-time Rams list behind Ed Meador (46), Will Sherman (28) and Clarence Williams (28). Also in '79, Elmendorf was credited with 3 quarterback sacks. A free safety in his rookie season, "Elmo" was named All-Rookie by UPI and was to strong safety the following year. He was named Outstanding Defensive Back by Ye Old Rams in 1973 and 1974, and was All-NFC according to AP and PFWA in '74 when he led the NFC with 7 interceptions. He earned All-NFL honors from AP and NEA in 1975 and All-NFC honors from UPI in 1976. In 1977, Elmendorf suffered a fractured rib in Week No. 8, but refused to sit out. Playing with a padded brace, Elmendorf demonstrated his courage on the field and intercepted 2 passes in the last three games. He also has a career total of 57 punt returns for 502 yards (8.8 avg.) with a long of 41 yards.



COLLEGE: An excellent all-around athlete, Elmendorf made both AP and Coaches All-America in his final season at Texas A&M after turning down a pro baseball bonus offered from the Boston Red Sox. He was also one of 13 National Football Foundation Scholar-Athletes with a 3.84 average out of a possible 4.0.

PERSONAL: Born in San Antonio, Tex., David Cole Elmendorf attended Westbury High in Houston. While living in Huntington Beach, Ca., Dave spent the off-season in Bellaire, Tex., pursuing business interests.

ELMENDORF'S RAM STATISTICS

Year	Pass Interceptions					Punt Returns				
	No.	Yds.	Avg.	LG	TD	No.	Yds.	Avg.	LG	TD
1971	2	32	16.0	32	0	0	0	0.0	0	0
1972	3	29	9.7	15	0	3	56	18.7	41	0
1973	1	16	16.0	16	0	22	187	8.5	30	0
1974	7	186	26.6	57	2	17	134	7.9	18	0
1975	4	48	12.0	26	0	15	125	8.3	23	0
1976	2	0	0.0	0	0	0	0	0.0	0	0
1977	2	51	25.5	27	0	0	0	0.0	0	0
1978	3	20	6.7	12	0	0	0	0.0	0	0
1979	3	39	13.0	32	0	0	0	0.0	0	0
Total	27	421	15.6	57	2	57	502	8.8	41	0

Games Played, Started: 1971(14,14), 1972(14,14), 1973(14,14), 1974(14,14), 1975(14,14), 1976(14,14), 1977(14,14), 1978 (16,16), 1979(16,16)

Fanning, Mike

Ht: 6-6

Wt: 252

DT

Born: 2/2/53

Notre Dame, Sixth Year

How Acq: D1a'75



PRO: Mike Fanning stepped into a starting defensive tackle position in 1979 when Cody Jones was out with an injury, and the veteran from Notre Dame responded with 8 quarterback sacks. The Rams defense led the NFC with 52 QB sacks in '79, and the consistent play of the defensive line was a major factor. Fanning was the first of three first-round draft picks by the Rams in 1975, and after recovering from a preseason ankle injury he played in eight regular season and two postseason games. In 1976,

Fanning played mostly on special teams but did manage to notch 4 QB sacks. Fanning was hampered by shoulder injuries in 1977 and became a starter the last two games of 1978 when Larry Brooks was injured. Fanning played the entire '78 playoff game against Minnesota, except for the first series, and started in the NFC title game against Dallas.

COLLEGE: Fanning played both defensive tackle and defensive end at Notre Dame and was named All-America by The Sporting News, Walter Camp Foundation, Time magazine, NEA and AP (second team). Fanning also wrestled at Notre Dame, finishing second in the NCAA tournament.

PERSONAL: Michael LaVern Fanning was born in Mt. Clemens, Mich., and attended Edison High in Tulsa, Okla., where he was an all-state football player. Mike is single and lives in Tulsa.

Games Played, Started: 1975(8,0), 1976(14,0), 1977(14,0), 1978(16,2), 1979(16,16).

Ferragamo, Vince

Ht: 6-3

Wt: 212

QB

Born: 4/24/54

Nebraska, Fourth Year

How Acq: D4a'77



PRO: Described as having the looks of a matinee idol with the inexperience of a rookie, quarterback Vince Ferragamo was thrust into the starting role in Week No. 12 of the 1979 season. The Rams were then 5-6 and Ferragamo had thrown just 52 passes in his short NFL career. But Ferragamo responded that Monday night with 2 touch-down passes as the Rams beat Atlanta, 20-14. What followed was three more wins, an NFL-record seventh straight division title and the first-ever NFC Championship

for the Rams. Standing tall and confident, Ferragamo led the Rams to a 21-19 playoff win in Dallas by throwing TD passes of 32, 43 and 50 yards, the last with only 2:06 left in the game. He completed 12 of 23 for 163 yards in the NFC title game, and in Super Bowl XIV, Vince was 15 of 25 for 212 yards with an interception. A fourth-round draft choice of the Rams in 1977, Ferragamo had his best day that year in the finale against Washington when he threw 2 fourth-quarter TD passes, completing 8 of 14 for 66 yards. In 1978, Ferragamo (pronounced Fare-ah-gah-moe) again saw limited action, but did appear in the NFC title game, completing 7 of 16 passes for 130 yards and 2 interceptions.

COLLEGE: Ferragamo lettered two seasons at Nebraska after transferring from California and sitting out a year. Named All-Academic Big 8, Vince was also accorded All-America honors by AP, UPI and Football News.

PERSONAL: Born in Torrance, Ca., Vince Anthony Ferragamo was raised in nearby Carson and won All-America honors at Banning High in Wilmington where his football coach was his brother, Chris. Vince lives in Irvine, Ca., with wife Jodi. Vince also served as honorary chairman in Orange County of the American Heart Association's Run For Life and runs a youth football camp in the off-season.

FERRAGAMO'S RAM STATISTICS

Passing

Year	Att.	Comp.	Yds.	Pct.	Avg./		Pct.		Pct.		LG	Rtg.
					Att.	TD	Int.	Int.	Int.			
1977	15	9	83	60.0	5.53	2	13.3	0	0.0	171	114.7	
1978	20	7	114	35.0	5.70	0	0.0	2	10.0	28	15.4	
1979	110	53	778	48.2	7.07	5	4.5	10	9.1	711	48.8	
Total	145	69	975	47.6	6.72	7	4.8	12	8.3	711	51.2	

Rushing

Year	No.	Yds.	Avg.	LG	TD
1977	1	0	0.0	0	0
1978	2	10	5.0	12	0
1979	3	-2	-0.7	2	0
Total	6	8	1.3	12	0

FERRAGAMO'S KEY GAMES PASSING

Date	Opponent	Att.	Comp.	Yds.	Pct.	Int.	LG	TD
1/20/80	*Pittsburgh	25	15	212	60.0	1	50	0
12/30/79	†Dallas	21	9	210	42.9	2	50†	3
12/ 9/79	Atlanta	15	10	188	66.7	2	43	1
11/19/79	Atlanta	22	9	171	40.9	1	40†	2
1/ 6/80	#Tampa Bay	23	12	163	52.2	0	35	0
12/17/77	Washington	14	8	66	57.1	0	171	2

*Super Bowl XIV

†Divisional Playoff

#NFL Championship

Games Played, Started: 1977(3,0), 1978(9,0), 1979(8,5).

France, Doug

Ht: 6-5 Wt: 270

T

Born: 4/26/53

Ohio State, Sixth Year

How Acq: D1c'75

PRO:Hampered by an elbow injury early in the 1979 season, tackle Doug France was still able to start 13 games, and his performance was good enough to earn him the NFL Players Association award as the NFC's Best Offensive tackle, the Rams have had three 1,000-yard rushers. Nicknamed "Bubba," France was the third of three first-round draft picks by the Rams in 1975. He played in all 14 games as a rookie, starting one. France became a starter in



1976 as the Rams led the NFC in rushing that year and finished second in 1977. In '77, France was named to his first Pro Bowl even after undergoing preseason knee surgery. In 1978, he was again named to the NFC Pro Bowl squad and was accorded All-NFL honors by AP and NEA (second team).

COLLEGE: A member of Ohio State's Big 10 champion in 1974, France played three seasons for the Buckeyes. A tight end his senior year, France was named second team All-America by NEA, honorable mention All-America by Time magazine and All-Big 10 by AP.

PERSONAL: Frederick Douglas France, Jr., was born in Dayton, Ohio, and attended Colonial White High in that city where he competed in football, wrestling and track. Doug and wife Laura live in Fountain Valley, Ca., with children Kristin (9/25/75) and Jason (12/13/77).

Games Played, Started: 1975(14,1), 1976(14,14), 1977(13,13), 1978(16,16), 1979(16,13).

Gravelle, Gordon

Ht: 6-5

Wt: 257

T

Brigham Young, Ninth Year

Born: 6/12/49

How Acq: FA'79



PRO: Gordon Gravelle was signed by the Rams as a free agent before the Giants game (Week No. 9), and was surprised as anyone to find himself starting at left tackle because of injuries to other linemen. He also started the next two games and saw backup duty the remainder of the season, along with playing on special teams. A second-round draft choice of Pittsburgh in 1972, Gravelle was named All-Rookie by UPI and went on to play on two Super Bowl championship teams. After the 1976 season, Gravelle

was traded to the New York Giants, and he started at tackle in 1977 and 1978. Gravelle played four games with the Giants in 1979, was waived and signed by the Rams.

COLLEGE: Gravelle was named WAC Lineman of the Year in 1971 and was named to numerous All-America teams after his senior year at Brigham Young University. He played in the East-West Shrine, College All-Star and Senior Bowl games.

PERSONAL: Gordon Carr Gravelle was born in Oakland, Ca., and attended Ygnacio Valley High in Concord, Ca. Gordon and wife Molly live in Walnut Creek, Ca., with children Kristi (1/27/73) and Benjy (7/19/74). Gordon is also an owner of Antioch Airport in Antioch, Ca.

Games Played, Started: 1972(14,3), 1973(6,0), 1974(14,13), 1975(14,14), 1976(6,2), 1977(14,14), 1978(16,16), 1979(12,6).

The Los Angeles Rams will be seeking an unprecedented eighth straight NFC Western Division title in 1980.

Haden, Pat
Ht: 5-11 Wt: 185

QB
Born: 1/23/53

USC, Fifth Year
How Acq: D775

PRO: It had been a rugged season for all the Rams, including the quarterback, Pat Haden, who had watched as both his wide receivers went down with injuries. But in Week No. 10 at Seattle, the team seemed to come together. While the defense was holding the Seahawks to minus yardage, Haden was having his finest day of the season. Completing 17 of 21 passes for 2 TDs, Haden had connected on 13 in a row for a new club record when a freak injury sidelined him for the remainder of the season. Late in the first half Pat broke the little finger on his throwing hand as it caught in the seam of the artificial turf. So, in his second full year as a starter, Haden completed 163 of 290 passes (56.2 pct.) for 1,854 yards, 11 TDs and 14 interceptions. Following a 1978 campaign in which he set single-season club



HADEN'S RAM STATISTICS

Passing

Year	Att.	Comp.	Yds.	Pct.	Avg./	TD	Pct.	TD	Int.	Inl.	LG	Rtg.
1976	105	60	896	57.1	8.53	8	7.6	4	3.8	65	94.7	
1977	216	122	1551	56.5	7.18	11	5.1	6	2.8	58	84.4	
1978	444	229	2995	51.6	6.75	13	2.9	19	4.3	68t	65.0	
1979	290	163	1854	56.2	6.39	11	3.8	14	4.8	50	68.2	
Total	1055	574	7296	54.4	6.92	43	4.1	43	4.1	68t	72.8	

Rushing

Year	No.	Yds.	Avg.	LG	TD
1976	25	84	3.4	16	4
1977	29	106	3.7	23	2
1978	33	206	6.2	24	0
1979	16	97	6.1	17	0
Total	103	493	4.8	24	6

HADEN'S KEY GAMES PASSING

Date	Opponent	Att.	Comp.	Yds.	Pct.	Int.	LG	TD
12/11/78	Cincinnati	33	16	283	48.5	1	52	0
10/28/79	New York Giants	35	20	282	57.1	4	22	2
11/19/78	San Francisco	25	17	267	68.0	0	47t	2
10/30/77	New Orleans	26	17	261	65.4	0	58	2
10/21/79	San Diego	30	17	248	56.7	3	49	1
9/ 6/79	Denver	32	23	191	71.9	0	21	0
11/ 4/79	Seattle	21	17	172	81.0	0	50	2

Games Played, Started: 1976(10,7), 1977(12,10), 1978(16,16), 1979(10,10).

records for pass attempts (444), pass completions (229) and passing yardage (2,995), he ranks fifth on the club's all-time passing yardage list with 7,296. Statistics aside, the best thing about Haden's accomplishments is that he has

been a winning quarterback. In the 43 regular season games that he has started, the Rams have a winning record of 30-12-1. Named the NFC Player of the Year by the Washington D.C. Touchdown Club in '78, Haden was picked as the Rams' MVP the previous season by Ye Old Rams. It was in 1977 that he ranked No. 2 in the NFL pass ratings and his 6 interceptions represented an NFL low. In addition, he threw 106 consecutive passes that year without an interception. A seventh-round draft choice in 1975, Haden played that year with the Southern California Sun of the WFL, then entered the NFL by completing his first pass for a 47-yard touchdown. He was named Outstanding Rookie by Ye Old Rams.

COLLEGE: Haden played in USC's three consecutive Rose Bowl appearances including the 18-17 thriller over Ohio State in the 1975 game. Pat's USC totals include 241 completions in 468 attempts for 3,288 yards and 33 touchdowns. He was Academic All-America and played in the Hula Bowl.

PERSONAL: Born in Westbury, N.Y., Patrick Capper Haden grew up in Covina, Ca., and attended Bishop Amat High where he set numerous prep passing records. Having completed his studies at Oxford, the Rhodes Scholar attends law school at Loyola-Marymount University in the off-season. He is the Southern California Chairman of the Crippled Children's Society and holds a golf tournament to benefit the John Tracy Clinic. Pat and wife Cindy live in San Marino, Ca., with daughters Natalie (11/13/78) and Kelly (1/23/80).

Harrah, Dennis

Ht: 6-5

Wt: 255

G

Born: 3/9/53

Miami (Fla.), Sixth Year

How Acq: D1b'75



PRO: Despite suffering a fractured right fibula against Denver in Week No. 2, guard Dennis Harrah missed only three games in 1979 and went on to be named All-NFC by Pro Football Weekly and appear in his second straight Pro Bowl. "Herk" (short for Hercules) has been a starter for four seasons and the Rams have had three 1,000-yard rushers in that time. The second of three first-round L.A. picks in 1975, Harrah was a backup guard that year, along with seeing special team duty. He became the starter in

1976 then missed half of the 1977 season with a knee injury. In 1978, Harrah (pronounced Hair'-uh) missed one game with an ankle injury, but was voted to start in his first Pro Bowl and was accorded All-NFC honors by Pro Football Weekly and UPI.

COLLEGE: The Sporting News and Time magazine named Harrah All-America and the AP voted him second team following his college career. He played in both the Hula and Senior Bowl games.

PERSONAL: Dennis Wayne Harrah was born in Charleston, W. Va., and attended Stonewall Jackson High in that city where he competed in football and wrestling. Single, Dennis lives in Long Beach, Ca., where he owns a night spot called Legends.

Games Played, Started: 1975(14,0), 1976(14,14), 1977(8,8), 1978(15,15), 1979(13,12).

Harris, Joe**LB****Georgia Tech, Fifth Year****Ht: 6-1****Wt: 224****Born: 12/6/52****How Acq: FA'79**

PRO: Joe Harris was signed by the Rams after three weeks of the 1979 season, seeing duty primarily on special teams. He was with Minnesota for the first two weeks of '79 before being waived and signed by the Rams. Harris then scored a touchdown on a 51-yard blocked punt return against the Vikings in Week No. 14. Drafted in the 8th round by Chicago in 1975, Harris played 11 games before being released. He finished the year in the CFL and remained there in 1976. He played with Washington in 1977 and was traded to San Francisco in 1978. After the '78 season, Harris was released and signed by Minnesota.



COLLEGE: A three-year letterman at Georgia Tech, Harris was the defensive captain and was named All-America his senior year. He graduated with a B.A. in industrial management.

PERSONAL: Joseph Alexander Harris was born in Fayetteville, N.C., and attended E. E. Smith High in that city where he competed in football, basketball and track. Single, Harris lives in Fayetteville during the off-season and he also served as a lawyer's assistant in Washington, D.C.

Games Played, Started: 1975(11), 1977(11,0), 1978(16,16), 1979(15,0).

Hill, Drew**WR-KR****Georgia Tech, Second Year****Ht: 5-9****Wt: 170****Born: 10/5/56****How Acq: D12'79**

PRO: Drew Hill's rookie season in the NFL saw him start four regular season games at wide receiver along with returning kickoffs. Hill had 4 catches for 94 yards (23.5 avg.) in '79, including a 17-yard touchdown against Seattle. He also had a 28-yard reception in Super Bowl XIV. Hill set a club record with 40 kickoff returns in a season (20.1 avg.) and tied another club mark with 6 returns in a game.



COLLEGE: Hill lettered four years at Georgia Tech and led the nation in kickoff returns (30.0 avg.) his senior year. He caught 56 passes in his career and returned 84 kickoffs for a 28.1 average. He also played in the Japan Bowl.

PERSONAL: Andrew Hill was born and raised in Newnan, Ga., where he competed in football, basketball, baseball and track at Newnan High. Single, Drew attended Georgia Tech in the off-season where he's working toward a degree in industrial management.

HILL'S RAM STATISTICS

Year	Pass Receiving					Kickoff Returns				
	No.	Yds.	Avg.	LG	TD	No.	Yds.	Avg.	LG	TD
1979	4	94	23.5	43	1	40	803	20.1	39	0

Games Played, Started: 1979(16,4).

Hill, Eddie
Ht: 6-2

RB-KR
Wt: 210

Born: 5/13/57

Memphis State, Second Year
How Acq: D2'79



PRO:Eddie Hill proved to be a capable backup running back in addition to returning kickoffs during his rookie season of 1979. Hill appeared in all 16 regular season games — mostly on special teams — but he did manage to carry 29 times for 114 yards (3.9 avg.) and a touchdown, plus catch 4 passes for 36 yards, including a 21-yard TD against the Giants. Hill also returned 15 kickoffs for 305 yards, a 20.3 average. In the playoffs, he returned 7 kickoffs for 138 yards, a 19.7 average. On special teams, the

second-round draftee from Memphis State totaled 10 tackles, 2 assists and 3 fumble recoveries.

COLLEGE: A four-year letterman, Hill played flanker, fullback and tailback while at Memphis State. He led the club with 739 yards rushing his senior season and had a career rushing average of 5.1 yards.

PERSONAL: Eddie Wayne Hill was born in Nashville, Tenn., and attended Hillsboro High in that city where he competed in football, basketball, baseball and track. Eddie and wife Villa live in Huntington Beach, Ca., with daughter Valencia (2/14/80).

HILL'S RAM STATISTICS

Year	Rushing					Pass Receiving				
	No.	Yds.	Avg.	LG	TD	No.	Yds.	Avg.	LG	TD
1979	29	114	3.9	27	1	4	36	9.0	21	1

Kickoff Returns

Year	No.	Yds.	Avg.	LG	TD
1979	15	305	20.3	43	0

Games Played, Started: 1979(16,0).

Hill, Kent
Ht: 6-5

G
Wt: 260

Born: 3/7/57

Georgia Tech, Second Year
How Acq: D1b'79



PRO:Kent Hill looked to have a promising future as an offensive tackle when the Rams picked him on the first round (26th player selected) in 1979. But with injuries nearly decimating the offensive line, Hill found himself starting at left guard in Week No. 8. Quickly adapting, Hill used his speed and size on sweeps as he helped Wendell Tyler gain over 1,000 yards. His performance was consistent each week, including the playoffs. In fact, Hill was guilty of only one holding penalty in '79. The rookie's

strong showing in nine starts earned him All-Rookie honors from Football Digest. Ye Old Rams named him Outstanding Rookie and he was the recipient of the inaugural Carroll Rosenbloom Memorial Award, emblematic of the club's Rookie of the Year as voted by the Orange County Sportswriters Assn. and the Southern California Sports Broadcasters Assn.

COLLEGE: An honorable mention All-America at Georgia Tech, Hill lettered

three seasons. Hill graduated with a degree in industrial management and played in the Senior Bowl.

PERSONAL: Kent Angelo Hill was born in Americus, Ga., and attended high school there, competing in football, basketball and track. Single, Kent lives in Atlanta, Ga., and spent the off-season as an account executive of Southern Foundry Supply, Inc., in Union City, Ga.

Games Played, Started: 1979(16,9).

Jessie, Ron

WR

Kansas, Tenth Year

Ht: 6-0

Wt: 181

Born: 2/4/48

How Acq: FA'75

PRO: Just as Ron Jessie scored his second TD of the day on a 24-yard pass from Pat Haden in a 35-17 win over New Orleans, the nine-year veteran from Kansas was hit and suffered a fractured right fibula. The leg injury sidelined Jessie for the rest of the '79 season and he ended with 11 catches for 169 yards (15.4 avg.) and 2 TDs. It was the second time in the last three seasons that Jessie suffered an early-season injury. In 1977, Jessie injured a knee in Week No. 3 and spent the rest of that year on reserve.



In between, however, Jessie had a 1978 season that saw him catch 49 passes

JESSIE'S NFL STATISTICS

Year	Club	Pass Receiving					Kickoff Returns				
		No.	Yds.	Avg.	LG	TD	No.	Yds.	Avg.	LG	TD
1971	Detroit	4	87	21.8	51	0	16	470	29.4	102t	2
1972	Detroit	24	424	17.7	82t	4	23	558	24.3	62	0
1973	Detroit	20	364	18.2	84t	3	6	154	25.7	36	0
1974	Detroit	54	761	14.1	46	3	2	55	27.5	31	0
1975	Los Angeles	41	547	13.3	34	3	0	0	0.0	0	0
1976	Los Angeles	34	779	22.9	58t	6	0	0	0.0	0	0
1977	Los Angeles	9	139	15.4	21	0	0	0	0.0	0	0
1978	Los Angeles	49	752	15.3	47t	4	0	0	0.0	0	0
1979	Los Angeles	11	169	15.4	39t	2	0	0	0.0	0	0
Total		246	4022	16.4	84t	25	47	1237	26.3	102t	2

JESSIE'S BEST DAYS RECEIVING

Date	Club	Opp.	No.	Yds.	Avg.	TD
11/16/75	Los Angeles	vs. Atlanta	10	151	15.1	1
10/20/74	Detroit	vs. Minnesota	10	116	11.6	0
12/15/74	Detroit	vs. Philadelphia	9	67	7.4	1
10/ 3/76	Los Angeles	vs. Miami	7	220	31.4	2
9/17/78	Los Angeles	vs. Dallas	7	144	20.6	1
12/14/75	Los Angeles	vs. Green Bay	7	78	11.1	0

Games Played, Started: 1971(14), 1972(14), 1973(14), 1974(12), 1975(14,14), 1976(14,14), 1977(3,3), 1978(16,16), 1979(6,6).

and be awarded Outstanding Receiver by Ye Old Rams. He also won that award in 1975 and 1976. Jessie led the NFC in '76 with a pass-catching

average of 22.9 yards. In the Rams' 31-28 win over Miami that year, Jessie caught 7 passes for 220 yards (31.4 avg. is third highest in club history) plus 2 TDs. A No. 8 pick of Dallas in 1971, Jessie was traded to Detroit and played out his option. He signed with L.A. as a free agent in 1975.

COLLEGE: After attending Imperial Valley JC in El Centro, Ca., Ron Jessie transferred to Kansas where he was primarily a running back although he did catch 33 passes in two seasons for 644 yards. He long jumped 26-4½ and won and NCAA indoor title in 1969. He high jumped 6-8 and ran the high hurdles in 13.8.

PERSONAL: Ron Ray Jessie was born and attended high school in Yuma, Ariz. Ron and wife Sharon reside in Huntington Beach, Ca., with sons Ron (2/6/72) and Brandon (5/20/74).

Jodat, Jim
Ht: 5-11

Wt: 213

RB

Born: 3/3/54

Carthage, Fourth Year

How Acq: D12'76



PRO: A preseason ankle injury restricted Jim Jodat to playing only one of the first four 1979 regular season games before spending the next six weeks on injured reserve. The special teams captain returned in Week No. 11 against the Bears just in time to pick up a blocked punt and return it 13 yards for a touchdown. While Jodat rushed only 6 times for 6 yards, his special teams play was indicative of the Rams' determination to win in '79. A 12th-round pick in 1976, Jodat missed that season on injured reserve and saw

mostly special teams duty in 1977 and 1978. His first NFL pass reception was a 2-yard TD against Washington in '77, and Jodat (pronounced Joe-dat) also scored on a 3-yard run in the Rams' 34-10 playoff win over Minnesota in '78.

COLLEGE: In four years at Carthage College (Kenosha, Wis.), Jodat rushed for 4,079 yards to set the all-time collegiate record in the state of Wisconsin. He also wrestled at Carthage, losing just one of 33 matches.

PERSONAL: Born in Milwaukee, Wis., James Steven Jodat attended Pio Nono High in that city and competed in football, wrestling and track. Jodat and wife Debbie were married June 7. They live in Huntington Beach, Ca.

JODAT'S RAM STATISTICS

Year	Rushing					Pass Receiving				
	No.	Yds.	Avg.	LG	TD	No.	Yds.	Avg.	LG	TD
1977	5	15	3.0	5	1	1	2	2.0	21	1
1978	26	100	3.8	18	0	3	21	7.0	10	0
1979	6	6	1.0	4	0	0	0	0.0	0	0
Total	37	121	3.3	18	1	4	23	5.8	10	1

Kickoff Returns

Year	No.	Yds.	Avg.	LG	TD
1977	5	129	25.8	38	0
1978	22	447	20.3	35	0
1979	2	19	9.5	19	0
Total	29	595	20.5	38	0

Games Played, Started: 1976(0,0), 1977(14,0), 1978(16,0), 1979(7,0).

Jones, Cody

DT

San Jose State, Sixth Year

Ht: 6-5

Wt: 244

Born: 5/3/51

How Acq: D5'73

PRO: In the final preseason game of 1979, Cody Jones ruptured his left Achilles tendon and missed the entire season. Jones looks to return to his defensive tackle spot this year after starting on the left side in 1977 and 1978. Jones' 7½ quarterback sacks was second on the club in '78 and when Larry Brooks was unable to play in the Pro Bowl, Jones was selected to perform in the postseason event. Jones became the starter in '77, replacing the retired Merlin Olsen. Cody's best day came against Tampa Bay that year when he made 6 tackles, 2½ quarterback sacks and knocked down 2 passes. Jones was a backup defensive end-tackle in 1976, and in 1975 he started six regular season and two playoff games when Brooks and Bill Nelson were injured. Drafted on the fifth round in 1973, Jones spent that season on the ready reserve squad, then played 12 games in 1974.



COLLEGE: Before transferring to San Jose State Jones played at Trinidad State (Colo.) JC where he was an all-conference defensive tackle. He also played basketball. Following his senior year he participated in the East-West Shrine game.

PERSONAL: Cody C. Jones was born in San Francisco where he attended Mission High. He, wife Nina and son Cody Jr. (10/14/79) live in Huntington Beach, Ca. Cody spent the off-season rehabilitating his Achilles tendon and making speaking engagements.

Games Played, Started: 1973(0,0), 1974(12,1), 1975(14,6), 1976(14,0), 1977(14,14), 1978(16,16), 1979(0,0).

Justin, Sid

CB

Long Beach State, Second Year

Ht: 5-10

Wt: 170

Born: 8/14/54

How Acq: FA'79

PRO: After being waived in the 1979 preseason, Sid Justin was re-signed by the Rams before Week No. 2 and the rookie from Long Beach State saw action on special teams and on certain passing situations. He intercepted his first NFL pass in a Monday night win over Atlanta and the next week against the 49ers he returned a blocked field goal attempt 80 yards for a touchdown. The touchdown was bittersweet, however, as Justin injured his hamstring in the process. He sat out the following week, played briefly against the Falcons and was then put on injured reserve.



COLLEGE: Justin was all-conference while at Southwest JC before transferring to Long Beach State. He was named All-PCAA in both his seasons with the 49ers.

PERSONAL: Sidney Arthur Justin was born in New Orleans, La., and attended Crenshaw High in Los Angeles where he competed in football, gymnastics, track and swimming. Sid's younger brother, Kerry, plays for Seattle. Having

professional music aspirations, Justin lives in Los-Angeles with wife Terri and children Staci (8/4/76) and Airabin (3/24/80).

JUSTIN'S RAM STATISTICS

Year	Pass Interceptions					Punt Returns				
	No.	Yds.	Avg.	LG	TD	No.	Yds.	Avg.	LG	TD
1979	1	13	13.0	13	0	1	-2	-2.0	-2	0

Games Played, Started: (13,0).

Lee, Bob

QB

Pacific, Twelfth Year

Ht: 6-2

Wt: 190

Born: 8/7/46

How Acq: FA'79



PRO: With Pat Haden out for the year and Vince Ferragamo still not recovered from an injury, the Rams signed veteran quarterback Bob Lee before Week No. 11. Coming off the bench in the last minute, Lee nearly pulled out a win in Chicago. Against San Francisco, Lee came in to throw the winning TD pass, a 30-yarder, and against his former team, Minnesota, Lee threw a 41-yard TD pass and directed the winning drive in the Rams' 27-21 overtime win. A 17th-round draft choice of the Vikings in 1968, Lee played in

Minnesota from 1969 to 1972. He was traded to Atlanta where he played in 1973 and 1974 before being released. The Vikings signed Lee again and he played in Minnesota for four more years, 1975-78. In 1977, Lee started for the Vikings in

LEE'S NFL STATISTICS

Passing

Year	Club	Att.	Comp.	Yds.	Pct.	Avg./		Pct.		LG	Rtg.	
						TD	TD	Int.	Int.			
1969	Minnesota	11	7	79	63.6	7.18	1	9.0	0	0.0	30	115.0
1970	Minnesota	79	40	610	50.6	7.72	5	6.3	5	6.3	52	71.2
1971	Minnesota	90	45	598	50.0	6.64	2	2.2	4	4.4	51	60.4
1972	Minnesota	6	3	75	50.0	12.50	1	16.7	0	0.0	63	135.0
1973	Atlanta	230	120	1786	52.2	7.77	10	4.3	8	3.5	57	77.7
1974	Atlanta	172	78	852	45.3	4.95	3	1.7	14	8.1	52	32.4
1975	Minnesota	14	5	103	35.7	7.36	2	14.3	1	7.1	33	72.5
1976	Minnesota	30	15	156	50.0	5.20	0	0.0	2	6.7	21	37.5
1977	Minnesota	72	42	522	58.3	7.25	4	5.6	4	5.6	48	76.2
1978	Minnesota	4	2	10	50.0	2.50	0	0.0	1	25.0	6	16.7
1979	Los Angeles	22	11	243	50.0	11.05	2	9.1	1	4.5	41	101.4
Total		730	368	5034	50.4	6.90	30	4.1	40	5.5	63	63.6

Games Played, Started: 1969(14), 1970(6), 1971(14), 1972(2), 1973(12), 1974(9), 1975(4), 1976(4), 1977(5,4), 1978(3,0), 1979(3,0).

the "Mud Bowl" playoff game against the Rams, leading Minnesota to a 14-7 win. Lee also appeared in Super Bowls IV and XI with the Vikings. His career rushing statistics are 91 carries for 198 yards (2.2 avg.) and 3 TDs. He has also punted 156 times for an average of 39.7 yards.

COLLEGE: After two years at City College of San Francisco where he was a teammate of O.J. Simpson, Lee attended University of the Pacific. He graduated with a master's degree in physical education.

PERSONAL: Robert Melville Lee was born in Columbus, Ohio, and grew up in San Francisco, Ca., where he attended Lowell High. Bob served as honorary chairman of the San Francisco Special Olympics and he is president of Legion Properties, Inc. He and wife Janice live in San Francisco with son Matthew (9/17/79) and daughter Jennifer Ann (5/30/80).

Miller, Willie **WR** **Colorado State, Fifth Year**
Ht: 5-9 **Wt: 172** **Born: 4/26/48** **How Acq: FA77**

PRO: Willie Miller's 1979 season ended abruptly in Week No. 3 on a 4-yard pass play. Miller suffered a knee injury on the tackle and was forced to undergo surgery. He spent the rest of the year on injured reserve with a season total of 8 catches for 111 yards and a touchdown. He also carried once for 4 yards. In 1978, however, Miller had his best season as he led the Rams with 50 catches for 767 yards (15.3 avg.) and 5 touchdowns. Miller was signed by the Rams in 1977 but missed that season because of a preseason elbow injury. Drafted in the 12th round by Houston in 1975, Miller



MILLER'S NFL STATISTICS

Pass Receiving

Year	Club	No.	Yds.	Avg.	LG	TD
1975	Cleveland	7	57	8.1	17	0
1976	Cleveland	0	0	0.0	0	0
1977		Did Not Play				
1978	Los Angeles	50	767	15.3	52	5
1979	Los Angeles	8	111	13.9	23	1
Total		65	935	14.4	52	6

Kickoff Returns

Year	Club	No.	Yds.	Avg.	LG	TD	No.	FC	Yds.	Avg.	LG	TD	
1975	Cleveland	4	94	23.5	38	0	10	0	47	4.7	23	0	
1976	Cleveland	1	0	0.0	0	0	5	0	22	4.4	8	0	
1977		Did Not Play						Did Not Play					
1978	Los Angeles	0	0	0.0	0	0	0	0	0	0.0	0	0	
1979	Los Angeles	0	0	0.0	0	0	0	0	0	0.0	0	0	
Total		5	94	18.8	38	0	15	0	69	4.6	23	0	

Games Played, Started: 1975(14,0), 1976(6,0), 1977(0,0), 1978(16,14), 1979(3,3).

was traded almost immediately to Cleveland for a draft choice. As a backup wide receiver, Miller caught 7 passes and also threw a 26-yard TD pass against Minnesota. In 1976 he played 6 games before being released.

COLLEGE: Because of service in Vietnam, Willie Miller was a late starter at

Colorado State where he became the school's all-time receiver and holder of every receiving record. He set an NCAA mark with a 22.5 season average in 1974.

PERSONAL: Born in Birmingham, Ala., Willie T. Miller attended Hooper City High in Birmingham. While in Vietnam with the Army, Miller was awarded the Purple Heart, Silver Star and the Soldier's Medal. Single, he resides in Fort Collins, Colo., and in the off-season works for Fort Collins National Bank as a loan officer.

Nelson, Terry

TE

Arkansas-Pine Bluff, Seventh Year

Ht: 6-2

Wt: 240

Born: 5/20/51

How Acq: D4b'73



PRO: Terry Nelson, the Rams' starting tight end for three years, had another productive season in 1979 as he caught 25 passes for 293 yards (11.7 avg.) and 3 touchdowns. Nelson also caught a 15-yard pass in the NFC title game and caught 2 for 20 yards in Super Bowl XIV. A fourth-round draft pick in 1973, Nelson spent all but one game on ready reserve that year. He spent the next three seasons as a backup tight end and playing on special teams, although he did start three regular season games in 1975, plus two playoff games. In 1977, his first year as a starter, Nelson caught 31 passes, most by a Ram tight end since 1970. He culminated a season in which he caught 8 passes of 20 yards or more by being named Outstanding Receiver by Ye Old Rams. He also caught 5 passes for 85 yards in the '77 playoff game against Minnesota. In 1978, despite missing three games with an ankle injury, he caught 23 passes and had his best pass-catching day ever against Houston when he caught 6 for 98 yards. Also, in '78, Nelson rushed 6 times for 67 yards, including a 14-yard TD against Cincinnati.

COLLEGE: A three-year letterman at Arkansas-Pine Bluff (then called Arkansas AM&N), Nelson was the team captain his senior year and was a Pittsburgh Courier All-America.

PERSONAL: Terry Louis Nelson was born in Arkadelphia, Ark., and attended Peake High in that city where he played football and basketball. Terry and wife Frances live in Arkadelphia.

NELSON'S RAM STATISTICS

Year	Pass Receiving					Rushing				
	No.	Yds.	Avg.	LG	TD	No.	Yds.	Avg.	LG	TD
1974	0	0	0.0	0	0	1	3	3.0	3	0
1975	1	5	5.0	5	0	0	0	0.0	0	0
1976	4	48	12.0	16	0	0	0	0.0	0	0
1977	31	401	12.9	46	3	3	31	10.3	18	0
1978	23	344	15.0	52	0	6	67	11.2	17	1
1979	25	293	11.7	26	3	2	-16	-8.0	-6	0
Total	84	1091	13.0	52	6	12	85	7.1	18	1

Games Played, Started: 1973(1,0), 1974(10,0), 1975(14,3), 1976(14,0), 1977(14,14), 1978(13,13), 1979(16,16).

O'Steen, Dwayne**CB****San Jose State, Third Year****Ht: 6-1****Wt: 193****Born: 12/20/54****How Acq: FA'78**

PRO:Dwayne O'Steen emerged as a full-fledged NFL cornerback in 1979, starting 13 games plus the Dallas playoff game when injuries sidelined both Rod Perry and Pat Thomas. O'Steen responded by grabbing 4 interceptions and leading the club with 25 passes defended. He also recovered a fumble. O'Steen played in 13 games in 1978, primarily on special teams, before suffering a knee injury against the Giants. He spent the remainder of the season on injured reserve. O'Steen was signed before the '78 training camp, was waived and re-signed in the second week of the season.



COLLEGE: O'Steen lettered two years at San Jose State after transferring from California. Dwayne played cornerback and graduated with a degree in radio-T.V. journalism.

PERSONAL: Born in Los Angeles, Dwayne Philip O'Steen attended Manual Arts High where he competed in football, basketball and track. Single, O'Steen lives in Los Angeles.

O'STEEN'S RAM STATISTICS

Year	Pass Interceptions				
	No.	Yds.	Avg.	LG	TD
1978	0	0	0.0	0	0
1979	4	42	10.5	36	0
Total	4	42	10.5	36	0

Games Played, Started: 1978(13,0), 1979(16,12).

Peacock, Elvis**RB****Oklahoma, Second Year****Ht: 6-1****Wt: 208****Born: 11/7/56****How Acq: D1'78**

PRO:Elvis Peacock's biggest obstacle in the NFL has not been defensive linemen, but injuries. A No. 1 pick of the Rams in 1978, Peacock missed that season after suffering a preseason knee injury that required surgery. Peacock's 1979 season ended in Week No. 11 against the Bears when he broke his right ankle. In '79, however, Peacock played enough to give onlookers a peak at things to come. He averaged 4.3 yards per rush (52 for 224 yds.) and caught 21 passes for 261 yards. His 12.4 average per reception was the highest among Ram running backs, an indication of his explosiveness. His long reception of the season was 49 yards against San Diego.



COLLEGE: Named honorable mention All-America after his senior season, Peacock averaged 6.2 yards per rush while at Oklahoma. He gained 2,093 yards on 337 carries and scored 29 touchdowns.

PERSONAL: Born in Miami, Elvis Zaring Peacock attended Miami Central

High where he competed in football, track and basketball. Elvis, wife Barbara and daughter Anitra (12/22/77) live in Huntington Beach, Ca.

PEACOCK'S RAM STATISTICS

Year	Rushing					Pass Receiving				
	No.	Yds.	Avg.	LG	TD	No.	Yds.	Avg.	LG	TD
1979	52	224	4.3	15	0	21	261	12.4	49	0
Year	Kickoff Returns									
	No.	Yds.	Avg.	LG	TD					
1979	3	46	15.3	18	0					

Games Played, Started: 1978(0,0), 1979(11,0).

Perry, Rod
Ht: 5-9

CB

Colorado, Sixth Year
How Acq: D4'75

Wt: 182

Born: 9/11/53



PRO: While Rod Perry did not intercept a pass in 1979 — contrasting sharply to his 8 thefts in 1978 — the quick-footed cornerback was one of many Rams who suffered an injury forcing him to miss many games in '79. A knee injury forced Perry to sit out three games and it subsequently resulted in four more weeks on injured reserve. Perry returned to the starting lineup at the end of the year, played in all three playoff games and intercepted a pass in Super Bowl XIV. In 1978, Perry intercepted 8 passes (tying him for the club high with Pat Thomas) and returned 3 for touchdowns, just one shy of the NFL season record. He was also named to his first Pro Bowl in '78, along with being named All-NFC by The Sporting News and UPI (second team). A fourth-round draft pick in 1975, Perry underwent knee surgery before the season began and was activated after five games. In 1976, Perry became a starter and picked off 8 passes — third best in the NFL — as the Rams led the NFL with 32 thefts. In 1977, Perry fractured his thumb in the season opener, underwent surgery and played sparingly in five games.

PERRY'S RAM STATISTICS

Year	Pass Interceptions				
	No.	Yds.	Avg.	LG	TD
1975	0	0	0.0	0	0
1976	8	79	9.9	43	0
1977	1	0	0.0	0	0
1978	8	117	14.6	441	3
1979	0	0	0.0	0	0
Total	17	196	11.5	441	3

Games Played, Started: 1975(9,0), 1976(14,14), 1977(5,2), 1978(16,16), 1979(9,7).

COLLEGE: Perry played two years at Colorado after spending his freshman and sophomore seasons at Fresno (Ca.) City College where he was a JC All-America. Perry has long-jumped 24-6.

PERSONAL: Rodney Cornell Perry was born in Fresno, Ca., and attended Hoover High in that city. Rod and wife Patrice live in Fresno with son Rod, Jr. (2/1/79), and in the off-season, Rod worked on a bachelor's degree in P.E. at Fresno State.

Reynolds, Jack **LB** **Tennessee, Eleventh Year**
Ht: 6-1 **Wt: 227** **Born: 11/22/47** **How Acq: D1b'70**

PRO: Jack Reynolds capped another first-rate season in 1979 by being named All-NFC by The Sporting News and All-NFC (second team) by UPI. The 10-year veteran from Tennessee directed a defense that set an NFL record by holding Seattle to -7 total net yards. The Rams also set a team record in that game by allowing just one first down. Reynolds returned a fumble 4 yards for a TD against Denver to give the Rams a 13-9 win, and it marked his first NFL touchdown. His hitting ability — he had just one missed tackle in 1979 — and leadership more than makes up for his lack of interceptions (a career total of 3). The starting middle linebacker since 1973, Reynolds led a defense that was the NFL's best in rushing and scoring defense in 1974, No. 1 in scoring defense in 1975, No. 1 in the NFC in rushing defense in 1976 and No. 1 in total defense in 1978. In '78 Reynolds was named the club's Co-MVP along with Jim Youngblood by Ye Old Rams. "Hacksaw" was drafted No. 1 by the Rams in 1970 and he missed much of 1971 with a knee problem. He played backup in 1972 and became a starter the next year.



COLLEGE: Reynolds was selected All-SEC at the University of Tennessee and also played in the College All-Star game. Following a loss to Ol' Miss, Reynolds used a hacksaw to cut a '53 Chevy in half. Thus, the nickname "Hacksaw."

PERSONAL: Born in Cincinnati, John Sumner Reynolds attended Western Hills High in that city. Jack and wife Pat live in Huntington Beach, Ca., and Jack is an active volunteer in the Special Olympics.

REYNOLDS' RAM STATISTICS

Year	Pass Interceptions				
	No.	Yds.	Avg.	LG	TD
1970	0	0	0.0	0	0
1971	0	0	0.0	0	0
1972	0	0	0.0	0	0
1973	2	52	26.0	49	0
1974	0	0	0.0	0	0
1975	1	15	15.0	15	0
1976	0	0	0.0	0	0
1977	0	0	0.0	0	0
1978	0	0	0.0	0	0
1979	0	0	0.0	0	0
Total	3	67	22.3	49	0

Games Played, Started: 1970(14,0), 1971(4,0), 1972(14,0), 1973(14,14), 1974(14,14), 1975(14,14), 1976(14,14), 1977(9,6), 1978(16,16), 1979(16,16).

Rutledge, Jeff**Ht: 6-2****Wt: 202****QB****Born: 1/22/57****Alabama, Second Year****How Acq: D9'79**

PRO: Jeff Rutledge started his first NFL game at quarterback against the Chicago Bears in 1979 when hand injuries sidelined both Pat Haden and Vince Ferragamo. The Rams built a 23-14 lead with the help of Rutledge's 18-yard TD pass to Terry Nelson, but two fourth-quarter interceptions enabled the Bears to pull out a 27-23 win. Rutledge ended the day with 6 completions in 11 attempts for 71 yards, a touchdown and 2 interceptions. He also rushed 3 times for 28 yards. Rutledge saw action against San Diego and Seattle, finishing his rookie season with 13 completions in 32 attempts for 125 yards, 1 touchdown and 4 interceptions. A ninth-round pick out of Alabama, Rutledge will probably back up at the QB spot again in 1980. Coaches believe he can develop into a fine NFL quarterback.

COLLEGE: A four-year letterman at Alabama, Rutledge was All-SEC his last two years and graduated with a degree in business education. While playing for the Crimson Tide, Rutledge broke Joe Namath's school record by throwing 30 career TD passes. He played in three Sugar Bowls and one Liberty Bowl, as well as appearing in the Senior Bowl and East-West Shrine game.

PERSONAL: Jeffrey Ronald Rutledge was born and raised in Birmingham, Ala., where he played football, baseball and basketball at Banks High in that city. His father, Jack, played for the Chicago Cubs, and Jeff was drafted by the Cubs out of high school but pursued football instead. Jeff and wife Laura live in Huntington Beach, Ca., with son Jeffrey Brooks (8/17/79).

RUTLEDGE'S RAM STATISTICS**Passing**

Year	Att.	Comp.	Yds.	Pct.	Avg./		Pct.		Int.	Int.	LG	Rtg.
					TD	TD	Int.	Int.				
1979	32	13	125	40.6	3.91	1	3.1	4	12.5	22	23.2	

Rushing

Year	No.	Yds.	Avg.	LG	TD
1979	5	27	5.4	14	0

Games Played, Started: 1979(3,1).**Ryczek, Dan****Ht: 6-3****Wt: 242****C-G****Born: 8/24/49****Virginia, Eighth Year****How Acq: T-T.B.'78**

PRO: While Dan Ryczek primarily serves as center on punts and place kicks, he found himself starting three games at right guard in 1979. With injuries to Dennis Harrah and Doug Smith, Ryczek started against the Cardinals, Saints and Cowboys, with the Rams winning two of the three games. Acquired April 19, 1978, from Tampa Bay for a draft choice, Ryczek also serves as a backup center. A 13th-round pick of Washington in 1971, Ryczek spent the season on the taxi squad and was not

active in 1972. For the next three years he played backup center in Washington and was used primarily as a kick snapper. Ryczek (pronounced Rye-zeck) went to Tampa Bay in the '76 veteran allocation and started two years for the Buccaneers before coming to the Rams.

COLLEGE: An honorable mention All-America at Virginia, Ryczek was also All-Atlantic Coast Conference and won the Jacobs Blocking Trophy as the ACC's best blocker. He also played in the North-South game.

PERSONAL: Born in Mentor, Ohio, Daniel Stanley Ryczek attended high school in that city where he played football and baseball. Dan and wife Carole reside in Clifton, Va. A licensed broker, Dan worked for the brokerage firm of Johnson & Lemon in Washington, D.C., during the off-season.

Games Played, Started: 1973(14), 1974(14), 1975(14), 1976(14,14), 1977(13,13), 1978(16,0), 1979(16,3).

Saul, Rich

C

Michigan State, Eleventh Year

Ht: 6-3

Wt: 245

Born: 2/5/48

How Acq: D8'70

PRO: Rich Saul's nickname is "Supe" — short for Super Sub — because in his first five seasons, Saul played a variety of positions. But having been the starting center since 1975 on what may be the NFL's best offensive line, Saul has earned the title of captain. In 1979, with injured teammates all around, Saul was one of only two offensive linemen (the other was Jackie Slater) who started every game. A mark of consistency, Saul was selected to his fourth straight Pro Bowl, was named All-NFC by Pro Football Weekly and was voted Outstanding Offensive Lineman by Ye Old Rams. The Rams' eighth-round pick in 1970, Saul was voted Outstanding Rookie by Ye Old Rams. He played on special teams and showed his versatility by playing backup center, guard and tight end. In 1975, Saul became the starting center and in 1976 was named Outstanding Lineman by Ye Old Rams. In 1976, he was named All-NFC by UPI and was voted to his first Pro Bowl.



COLLEGE: Despite a knee injury that plagued him his senior year, Saul still was named All-Big 10 and Academic All-America as a defensive end and linebacker.

PERSONAL: Richard Robert Saul was born in Butler, Pa., and attended high school in that city. Rich and wife Eileen live in Newport Beach, Ca., with children Jaime (9/3/77) and Joshua (2/8/80). In the off-season, Rich works for John G. Valentine & Associates, a commercial and industrial real estate firm.

Games Played, Started: 1970(14,0), 1971(14,0), 1972(14,0), 1973(14,0), 1974(14,0), 1975(14,14), 1976(14,14), 1977(14,14), 1978(16,15), 1979(16,16).

Slater, Jackie

Ht: 6-4

Wt: 271

T

Born: 5/27/54

Jackson State, Fifth Year

How Acq: D3'76



PRO: Jackie Slater became a starter in 1979, and the right tackle was one of only two offensive linemen who started all 16 games (the other was Rich Saul). Slater, who will begin his fifth season in 1980, was a third-round draft choice of the Rams in 1976. That year he played backup guard and tackle, and in 1977, he started at tackle in the season opener because of an injury to Doug France. Slater was a backup in 1978 and played on special teams before becoming a starter in '79.

COLLEGE: Following his senior season, Jackie was named All-America by the Pittsburgh Courier and played in the College All-Star game. He also lettered in track and was the first recipient of the Walter Payton Physical Education Award.

PERSONAL: Jackie Ray Slater was born in Jackson, Miss., and attended Wingfield High in that city where he competed in football, basketball and track. Jackie and wife Annie Ruth live in Meridian, Miss. In the off-season, Jackie attended Livingston (Ala.) University where he is working on a master's degree in physical education.

Games Played, Started: 1976(14,0), 1977(14,1), 1978(16,0), 1979(16,16).

Smith, Doug

Ht: 6-3

Wt: 255

C-G

Born: 11/25/56

Bowling Green, Third Year

How Acq: FA'78



PRO: Doug Smith's 1979 season came to an abrupt end in Week No. 4 when he suffered a knee injury that required surgery. Ironically, Smith started that game at right guard against Tampa Bay because of an injury to Dennis Harrah. The backup center-guard played in all 16 games as a rookie in 1978, primarily on special teams. He started at right guard for Harrah in Week No. 9 vs. Atlanta, and started at center for Rich Saul in Week No. 14 against the Giants. He also returned a kickoff 8 yards against

Pittsburgh in 1978.

COLLEGE: Doug lettered four years at Bowling Green and was named All-MAC his senior season at guard. He graduated with a B.S. in education.

PERSONAL: Born in Columbus, Ohio, Carl Douglas Smith attended Northland High School in that city where he competed in football, basketball and track. Doug and wife Debbie live in Laguna Hills, Ca., and Doug spent the off-season rehabilitating his knee and making speaking engagements.

Games Played, Started: 1978(16,2), 1979(4,1).

Smith, Ron WR **San Diego State, Third Year**
Ht: 6-0 **Wt: 185** **Born: 11/20/56** **How Acq: D2b'78**

PRO: What started out as a disappointing 1979 season for Ron Smith ended with three important receptions in the playoffs, two of which were a 43-yard TD catch against Dallas and a 24-yard TD catch in Super Bowl XIV. Smith missed the first four weeks of the '79 season on injured reserve with a broken wrist, but returned to play in 12 games, starting against San Diego and the New York Giants. Smith ended his second NFL season with 16 catches for 300 yards (18.8 avg) and a touchdown. Smith's first NFL touchdown came in Week No. 13 against San Francisco when he caught a 30-yard TD pass from Bob Lee to give the Rams a 26-20 win. A second-round pick in 1978, Smith appeared in all 16 games and saw action mostly on special teams.



COLLEGE: After two years at Fullerton (Ca.) College, Smith transferred to San Diego State. He earned honorable mention All-America honors and caught 71 passes for 971 yards and 15 TDs in his two seasons at San Diego State.

PERSONAL: Ronnie B. Smith was born in Lakeland, Fla., and attended Kathleen High where he competed in football, basketball and track. Ron is single and lives in Fullerton, Ca.

SMITH'S RAM STATISTICS

Pass Receiving

Year	No.	Yds.	Avg.	LG	TD
1978	1	15	15.0	15	0
1979	16	300	18.8	38	1
Total	17	315	18.5	38	1

Games Played, Started: 1978(16,0), 1979(12,2).

Sully, Ivory S-CB **Delaware, Second Year**
Ht: 6-0 **Wt: 193** **Born: 6/20/57** **How Acq: FA'79**

PRO: Defensive back Ivory Sully helped fill the void that was caused by a variety of injuries in 1979. Sully's greatest contribution came in the Rams' 27-21 overtime win against Minnesota when he blocked a punt that was returned for a touchdown. Signed as a free agent before training camp, the rookie from Delaware was waived, then re-signed after Week No. 7. Sully performed on special teams against the Chargers and Giants, was waived again and was re-signed after Week No. 10. He appeared in the remaining regular season games and all three playoff games.



COLLEGE: A three-year letterman at Delaware, Sully was a running back on the 1978 team that lost the NCAA Division II title game, 10-9. He averaged 6.1

yards per carry his senior season and graduated with a physical education degree.

PERSONAL: Born in Salisbury, Md., Ivory Ulysses Sully attended Leonia (N.J.) High where he competed in football, track and tennis. Single, Ivory lives in Brea, Ca.

Games Played, Started: 1979(8,0).

Thomas, Pat

Ht: 5-9

Wt: 182

CB

Born: 9/1/54

Texas A&M, Fifth Year

How Acq: D2a76



PRO: Pat Thomas had no sooner tied a club record with 3 interceptions in a game against New Orleans before he suffered a calf injury the next week against Dallas and missed eight games. One of the best cornerbacks in the NFL, Thomas returned in Week No. 16 and also appeared in all three playoff games. Thomas had his best season in 1978 when he had 8 interceptions (tied for the club lead with Rod Perry), returning one for a 33-yard TD against the Giants. He blocked a punt and a field goal attempt as well

in '78 as he was named to his first Pro Bowl, was selected All-NFC by Pro Football Weekly, UPI, and NEA (second team) and was named Outstanding Defensive Back by Ye Old Rams. A second round draft pick in 1976, Thomas saw duty mostly on special teams. In 1977, he became a starter when Perry broke a thumb and ended the year with 5 interceptions. His first 2 interceptions came in a Monday night win over Minnesota with both thefts setting up touchdowns.

COLLEGE: Pat Thomas won All-America honors from AP, UPI, NEA and the American Football Coaches his senior year at Texas A&M. He intercepted 13 passes to break Dave Elmendorf's school record and the four-year letterman appeared in the Hula and Japan Bowls.

PERSONAL: Patrick Shane Thomas was born in Plano, Tex., and attended high school in that city where he competed in football and track. He and wife Lenith live in Plano with children Patrick, Jr. (11/13/76) and Tamara Nicole (3/31/79).

THOMAS' RAM STATISTICS

Year	Pass Interceptions					Kickoff Returns				
	No.	Yds.	Avg.	LG	TD	No.	Yds.	Avg.	LG	TD
1976	0	0	0.0	0	0	7	140	20.0	30	0
1977	5	97	19.4	30	0	0	0	0.0	0	0
1978	8	96	12.0	33t	1	0	0	0.0	0	0
1979	3	5	1.7	5	0	0	0	0.0	0	0
Total	16	198	12.4	33t	1	7	140	20.0	30	0

Games Played, Started: 1976(14,0), 1977(14,12), 1978(16,16), 1979(8,7).

Tyler, Wendell
Ht: 5-10 Wt: 195

RB
Born: 5/20/55

UCLA, Third Year
How Acq: D3b/77

PRO: When Wendell Tyler gets the football, it's apparent something exciting will happen. With quick feet and stop-and-go moves, Tyler provided the Rams an explosive running attack in 1979 that contributed greatly to the club's first-ever NFC Championship. Gaining 1,109 yards rushing and leading the NFL with a 5.1 rushing average were just part of Tyler's heroics in '79. He had four 100-yard games in the last six weeks and had 6 carries of over 30 yards. His 63-yard TD run against Chicago was the longest by a Ram since 1972 and he turned a short pass into a 71-yard score, the longest pass play of the year. What made Tyler's accomplishments even more remarkable was that he didn't become a starter until Week No. 5. In the playoffs, Tyler contributed to the Rams' 21-19 win over Dallas with a 32-yard TD catch and a 35-yard run. He gained 86 yards on the ground in the NFC title game, and in Super Bowl XIV, he carried 17 times for 60 yards including a 39-yard run that set up an L.A. touchdown. In addition, he was named the club's Outstanding Offensive Back by Ye Old Rams. A third-round pick out of UCLA in 1977, "Wendell of Westwood" saw only reserve action. His season was highlighted by a 102-yard performance on 8 carries in a 35-3 Monday night win over Minnesota. In 1978, Tyler suffered a knee injury in the second game and missed the rest of the season, so the '79 campaign was officially his second.



TYLER'S RAM STATISTICS

Rushing

Year	No.	Yds.	Avg.	LG	TD
1977	61	317	5.2	44t	3
1978	14	45	3.2	18	0
1979	218	1109	5.1	63t	9
Total	293	1471	5.0	63t	12

Pass Receiving

Year	No.	Yds.	Avg.	LG	TD	No.	Yds.	Avg.	LG	TD
1977	1	3	3.0	3	0	24	523	21.8	37	0
1978	2	17	8.5	16	0	2	31	15.5	21	0
1979	32	308	9.6	71t	1	0	0	0.0	0	0
Total	35	328	9.4	71t	1	26	554	21.3	37	0

Kickoff Returns

TYLER'S 100-YARD RUSHING GAMES

Date	Opp.	No.	Yds.	Avg.	LG	TD
12/16/79	New Orleans	18	141	7.8	37	1
12/9/79	at Atlanta	18	158	7.1	60	1
11/11/79	at Chicago	17	129	7.6	63t	1
10/24/77	Minnesota	8	102	12.8	44t	1

COLLEGE: Tyler's four-year Bruin career saw him gain 3,181 yards and be named an AP All-America and All-Pac 8. He gained 172 yards in UCLA's 23-10 win over Ohio State in the 1976 Rose Bowl, including a 57-yard TD run. He also

played in the East-West Shrine and Senior Bowl games.

PERSONAL: Wendell Avery Tyler was born in Shreveport, La., and attended Crenshaw High in Los Angeles. He and wife Carmen live in West Covina, Ca., with daughter Candace (12/24/78).

Games Played, Started: 1977(14,0), 1978(2,0), 1979(16,12).

Waddy, Billy

Ht: 5-11

Wt: 188

WR

Born: 2/19/54

Colorado, Fourth Year

How Acq: D2b'77



PRO: Again in 1979, Billy Waddy stepped in to start for an injured wide receiver and strengthened his reputation as a game-breaking pass catcher. While he missed three games with a hamstring injury, Waddy started six of the 13 games he played, catching 14 passes for 220 yards (15.7 avg.) and 3 touchdowns. Waddy, who also started all three playoff games in '79, was most impressive in the playoff win over Dallas when he caught 3 passes for 97 yards, including a 50-yard TD with 2:06 left to win the game. In Super Bowl XIV, he caught 3 passes for 75 yards, including a 50-yarder that set up a TD. A second-round draft pick in 1977, Waddy became a starter in Week No. 4 when Ron Jessie was injured, and in his first start he caught 5 passes for 97 yards and ran a reverse 30 yards. He ended the year with 23 catches for 355 yards and a touchdown, plus 31 punt returns for 219 yards (7.1 avg.). Waddy, nicknamed "Billy Quick," started the first two games of 1978 before suffering a rib injury that put him out for five weeks. While he didn't start the rest of '78, Waddy caught a 68-yard TD pass against Tampa Bay that was the club's longest of the year.

COLLEGE: Waddy lettered four years at Colorado: two at running back, one at wing back and one at wide receiver. He broke Cliff Branch's record by returning 22 kickoffs for 566 yards his senior year.

PERSONAL: Billy Dean Waddy was born in Wharton, Tex., and attended Boling (Tex.) High where he competed in football, track and baseball. Billy is single and lives in San Diego, Ca.

WADDY'S RAM STATISTICS

Year	Pass Receiving				
	No.	Yds.	Avg.	LG	TD
1977	23	355	15.4	42	1
1978	14	258	18.4	68t	1
1979	14	220	15.7	40t	3
Total	51	833	16.3	68t	5

Year	Rushing					Punt Returns					
	No.	Yds.	Avg.	LG	TD	No.	FC	Yds.	Avg.	LG	TD
1977	2	34	17.0	30	0	31	5	219	7.1	48	0
1978	5	31	6.2	11	0	10	0	45	4.5	12	0
1979	0	0	0.0	0	0	0	0	0	0.0	0	0
Total	7	65	9.3	30	0	41	5	264	6.4	48	0

Games Played, Started: 1977(14,11), 1978(11,2), 1979(13,6).

Westbrooks, Greg
Ht: 6-3 Wt: 220

LB
Born: 2/24/53

Colorado, Sixth Year
How Acq: FA'79

PRO: Greg Westbrooks was signed by the Rams as a free agent after Week No. 12 and saw action on special teams in five regular season games and three playoff games. Westbrooks also appeared in four games with Oakland in 1979 before being released and signed by the Rams. A 17th-round draft choice of New Orleans in 1975, Westbrooks played three seasons with the Saints before being released. He was signed by St. Louis in 1978 and played 10 games before being waived and signed by Oakland, where he played one game that year. Westbrooks then started the '79 season with Oakland before joining the Rams.



COLLEGE: After attending Mesa (Colo.) College, Westbrooks spent two years at Colorado where he was a defensive back and linebacker. He was also the team captain.

PERSONAL: Gregory Melvin Westbrooks was born in Chicago, Ill., and attended Lincoln High in Kansas City, Mo. Single, Greg lives in Kansas City during the off-season.

WESTBROOKS' NFL STATISTICS

Pass Interceptions

Year	Club	No.	Yds.	Avg.	LG	TD
1975	New Orleans	1	21	21.0	21	0
1976	New Orleans	0	0	0.0	0	0
1977	New Orleans	0	0	0.0	0	0
1978	St. Louis/Oakland	0	0	0.0	0	0
1979	Oakland/Los Angeles	0	0	0.0	0	0
Total		1	21	21.0	21	0

Games Played, Started: 1975(14,2), 1976(14,14), 1977(7,6), 1978(11,0), 1979(9,0).

White, Walter
Ht: 6-3 Wt: 234

TE
Born: 7/19/51

Maryland, Sixth Year
How Acq: T-K.C.'80

PRO: The Rams acquired tight end Walter White and a seventh-round draft choice from the Kansas City Chiefs on April 29 (the first day of the draft) in exchange for a sixth-round choice in 1980 and a third-round pick in 1981. In 1979, White started three of the six games he played with Kansas City, missing most of the year after undergoing knee surgery. A third-round draft choice of Pittsburgh in 1975, White was waived and signed by Kansas City. White caught 23 passes for 559 yards (24.3 avg.) and 3 TDs in '75,



and his first NFL reception was a 69-yard touchdown. During the next three years he caught 47, 48 and 42 passes, respectively. White's 48 catches in 1977 was a club high for the Chiefs, and in 1978, he also threw a 44-yard TD pass. **COLLEGE:** After a year at Mesa (Colo.) Junior College, White transferred to Maryland. While at Maryland, White caught 61 passes for 1,036 yards (17.0 avg.) and 9 touchdowns.

PERSONAL: Walter Lee White was born in Charlottesville, Va., and attended Albermarle High in that city where he competed in football, basketball and track. Walter and wife Jeri live in Kansas City, Mo., and Walter is an active volunteer in the Special Olympics.

WHITE'S NFL STATISTICS

Pass Receiving

Year	Club	No.	Yds.	Avg.	LG	TD
1975	Kansas City	23	559	24.3	69t	3
1976	Kansas City	47	808	17.2	41	7
1977	Kansas City	48	674	14.0	48t	5
1978	Kansas City	42	340	8.1	24	1
1979	Kansas City	3	15	5.0	12	0
Total		163	2396	14.7	69t	16

Games Played, Started: 1975(14), 1976(14,5), 1977(13,12), 1978(16,16), 1979(6,3).

Wilkinson, Jerry

Ht: 6-9

Wt: 260

DE

Oregon State, Second Year

Born: 2/27/56

How Acq: D4b'79



PRO: Jerry Wilkinson appeared in all 16 games in 1979, primarily on special teams. A fourth-round pick out of Oregon State, Wilkinson is the tallest player ever drafted by the Rams and he used his height as an advantage for the Rams' special teams by blocking a field goal attempt against Minnesota. Wilkinson was also credited with 3 tackles and a quarterback sack in '79, and Ram coaches believe he has the potential to play consistently in the NFL.

COLLEGE: Wilkinson lettered three years at Oregon State and was named All-Coast by UPI his senior season. He played in the East-West Shrine game and Challenge Bowl, along with earning a degree in speech communication.

PERSONAL: Gerald Edward Wilkinson was born in San Francisco, Ca., and attended San Mateo High where he competed in football, basketball and track. He and wife Brenda were married on April 26.

Games Played, Started: 1979(16,0).

Youngblood, Jack
Ht: 6-4 Wt: 244

DE
Born: 1/26/50

Florida, Tenth Year
How Acq: D1b'71

PRO: Jack Youngblood's 16 quarterback sacks in 1979 was a personal season high for the man considered to be one of the best at his trade. But Youngblood's greatest influence on the Rams last year came after he fractured his left fibula in the second quarter of the Rams' 21-19 playoff win over Dallas. Since the injury was to a non-weight bone and could not be injured further, Youngblood was fitted with a plastic brace and went all the way in the NFC title game and in Super Bowl XIV. His courage served as an inspiration to his teammates and his performance throughout the '79 season did not go unnoticed. He was again selected All-NFL by AP, PFWA and NEA and All-NFC by UPI, Pro Football Weekly and The Sporting News. He played in his seventh straight Pro Bowl and received — for an unprecedented third time — the Daniel F. Reeves Memorial Award, emblematic of the club's MVP as voted by the Southern California Sports Broadcasters Assn. Ye Old Rams named him the club's MVP (for the third time) and Outstanding Defensive Lineman (for the fifth time in seven years). Youngblood was a key force in the Rams' defense being rated No. 1 in the NFL in 1978, and throughout his career, he has earned plenty of All-NFL and All-NFC honors. In 1976, Youngblood was named NFC Defensive Player of the Year by the 101 Committee of Kansas City. In a 1975 playoff win over St. Louis, Jack had one of his finest days, sacking the Cardinal quarterback once, forcing a fumble, blocking a PAT and returning a pass interception 47 yards for a TD. An understudy to Deacon Jones in 1971, Jack shared the left end spot with Fred Dryer the following season before Dryer moved to his familiar right end spot in 1973.



COLLEGE: Each year was better than the preceding one in the college career of Youngblood, who won first team All-America honors as a senior at Florida from The Sporting News and the Football Writers Association. He was named second team by AP, and he participated in the College All-Star and Senior Bowl games. He was also named the Most Valuable Defensive Lineman in the SEC in 1970.

PERSONAL: Herbert Jackson Youngblood was born in Jackson, Fla., and went to Jefferson County High in Monticello, Fla. Jack and wife Diane live in Orange, Ca., and Jack owns and operates the South Coast Club in Huntington Beach, Ca., as well as being a partner with Larry Brooks in a Western clothing store in Orange.

Games Played, Started: 1971(14,3), 1972(14,7), 1973(14,14), 1974(14,14), 1975(14,14), 1976(14,14), 1977(14,14), 1978(16,16), 1979(16,16).

Youngblood, Jim**LB****Tennessee Tech, Eighth Year****Ht: 6-3****Wt: 231****Born: 2/23/50****How Acq: D2c'73**

PRO: Along with being a ferocious tackler, left linebacker Jim Youngblood became quite a pass interceptor in 1979. He tied for the club lead with 5 interceptions and he returned 2 for touchdowns, a 31-yarder against Tampa Bay and a 34-yarder against Atlanta. He also had an interception in the NFC title game, and during '79, Youngblood was credited with 1½ quarterback sacks. For his consistent productivity, Jim's honors included AP All-NFL (second team), Outstanding Defensive Back by Ye Old Rams and a spot on the NFC Pro Bowl squad, his first. In 1978, Youngblood was named recipient of the Daniel F. Reeves Memorial Award, emblematic of the club's MVP as voted by the Southern California Sports Broadcasters Assn. He was also voted the club's co-MVP that year by Ye Old Rams and was named All-NFC by UPI. He also had 5½ quarterback sacks in '78 and recovered 4 fumbles. The Rams' second-round draft pick in 1973, Youngblood was primarily a special teams player his first three seasons. In 1976, he moved from Jack Reynolds' backup in the middle to a starting spot outside in Week No. 4. In 1977, he started all 14 games — eight as middle linebacker and six at outside linebacker. His 25-yard interception return for a TD against Tampa Bay was the Rams' only return for a score that year.

COLLEGE: Youngblood was named Little All-America by the Football Coaches Association and AP as well as the Ohio Valley Conference's Defensive Player of the Year in both 1971 and 1972. Following his senior season he played in the Hula Bowl and College All-Star game.

PERSONAL: Jimmy Lee Youngblood was born in Union, S.C., and attended Jonesville (S.C.) High. He and wife Mary live in Fountain Valley, Ca., with daughters Tara (1/3/71) and Marcia (5/21/74).

JIM YOUNGBLOOD'S RAM STATISTICS

Year	Pass Interceptions			LG	TD
	No.	Yds.	Avg.		
1973	1	15	15.0	15	0
1974	0	0	0.0	0	0
1975	0	0	0.0	0	0
1976	2	28	14.0	26	0
1977	2	27	13.5	25	1
1978	2	50	25.0	36	0
1979	5	89	17.8	34	2
Total	12	209	17.4	36	3

Games Played, Started: 1973(14,0), 1974(14,0), 1975(14,0), 1976(14,11), 1977(14,14), 1978(16,16), 1979(16,16).

Rams Draftees

Collins, Kirk CB Baylor NFL Exp: R
Ht: 5-11 Wt: 185 Born: 7/18/58 How Acq: D7a

Birthplace: San Antonio, Tex. **Residence:** San Antonio, Tex. Although he was not recruited out of high school and attended Blinn Junior College. Collins improved his play at Baylor to become a starter in the final game of his junior year. With break-away speed (4.5 in the 40), Collins intercepted 5 passes for 83 yards at Baylor.

Delaney, Jeff S Pittsburgh NFL Exp: 1
Ht: 6-0 Wt: 195 Born: 10/25/56 How Acq: D7(79)

Birthplace: Pittsburgh, Pa. **Residence:** Upper St. Clair, Pa. Named second team All-America by AP and UPI. Delaney spent the 1979 season on injured reserve with a spleen problem. Delaney was a four-year starter at Pitt and had 17 career interceptions. He played in the Hula and Senior Bowls, and was coached in high school (Upper St. Clair) by Rams offensive line coach Dan Radakovich.

Ellis, Gerry RB Missouri NFL Exp: R
Ht: 5-11 Wt: 215 Born: 11/12/57 How Acq: D7b

Birthplace: Columbia, Mo. **Residence:** Columbia, Mo. A productive runner at Missouri, Ellis gained 1,068 yards in his three-year career and scored 14 rushing touchdowns. His average per carry was 4.8. A runner with 4.65 speed in the 40, Ellis is a pass catcher as well, having caught 32 passes for 373 yards (11.6 avg.) and 2 touchdowns.

Farmer, George WR Southern U. NFL Exp: R
Ht: 5-10 Wt: 175 Born: 12/5/58 How Acq: D9

Birthplace: Los Angeles, Ca. **Residence:** Los Angeles, Ca. A transfer from Santa Monica (Ca.) City College, Farmer went on to Southern University where he caught 75 passes for 1,220 yards (16.3 avg.) and 5 touchdowns. With 4.5 speed in the 40, Farmer has the ability to get deep and to adjust to the ball. Following his senior year he played in the Black All-Star game.

Gruber, Bob T Pittsburgh NFL Exp: R
Ht: 6-5 Wt: 250 Born: 6/7/58 How Acq: D10

Birthplace: Del Rio, Tex. **Residence:** Greenville, Pa. A three-year letter winner at Pitt, Gruber played defensive tackle his first two years, then was moved to offensive tackle. The Rams believe he has the potential to develop into an NFL player. His time in the 40 is 5.1.

Guman, Mike RB Penn State NFL Exp: R
Ht: 6-2 Wt: 210 Born: 4/21/58 How Acq: D6

Birthplace: Allentown, Pa. **Residence:** Bethlehem, Pa. Rams scouts were most impressed with Guman's all-around athletic ability. He played in the secondary and tailback as a freshman and sophomore, then tried wide receiver before being moved back to the backfield as a senior. His four-year totals at Penn

State include 276 rushes for 1,130 yards (4.1 avg.) and 12 TDs, and 49 receptions for 497 yards (10.1 avg.) and 5 TDs. He also returned 46 punts for 457 yards (9.9 avg.) and 2 TDs. Guman played in the East-West Shrine game and Japan Bowl, and was a left-handed pitcher for Penn State's baseball team. He was nominated for an NCAA Postgraduate Scholarship.

Hicks, Victor TE Oklahoma NFL Exp: 1
Ht: 6-3 Wt: 250 Born: 1/19/57 How Acq: D5(79)

Birthplace: Lubbock, Tex. **Residence:** Anaheim, Ca. Hicks missed the 1979 season on injured reserve with an Achilles tendon after a four-year career at Oklahoma. In his career, Hicks caught only 15 passes, but averaged 20.8 yards per catch. He also scored 8 touchdowns. Timed at 4.85 in the 40, Hicks played in the Challenge Bowl following his senior season.

Irvin, LeRoy S-CB Kansas NFL Exp: R
Ht: 5-11 Wt: 180 Born: 9/15/57 How Acq: D3b

Birthplace: Fort Dix, N.J. **Residence:** Augusta, Ga. Irvin can play both cornerback and safety as well as return punts. He had 10 interceptions while at Kansas for four years. As a punt returner his senior season, he ranked 11th in the nation and second in the Big 8 with 27 returns for 321 yards (11.9 avg.) and 2 TDs. His career mark was 42 returns for 454 yards (10.8 avg.) and 2 TDs. With 4.5 speed in the 40, Irvin was named second team All-Big 8 by AP and UPI.

Johnson, Johnnie S Texas NFL Exp: R
Ht: 6-1 Wt: 185 Born: 10/8/56 How Acq: D1

Birthplace: La Grange, Tex. **Residence:** Austin, Tex. The 15th player selected, Johnson can play any spot in the secondary as well as return punts. He had 13 interceptions for 185 yards (14.2 avg.) and 1 touchdown in his four-year career at Texas. He also had a career mark of 114 punt returns for 1,004 yards (8.8 avg.) and 1 touchdown. Johnson was named All-America by AP, UPI, NEA, Football Coaches and Football Writers. He has 4.65 speed in the 40.

Moore, Jeff WR Tennessee NFL Exp: 1
Ht: 6-1 Wt: 200 Born: 3/2/57 How Acq: D3a(79)

Birthplace: Memphis, Tenn. **Residence:** Memphis, Tenn. Moore spent the 1979 season on injured reserve with a hamstring injury. Size, speed (4.45) and overall athletic ability were primary reasons for the Rams drafting Moore. He caught 27 passes for 502 yards (18.6 avg.) and 2 TDs his senior year, and had a career total of 46 for 799 yards and 4 TDs. He played defensive back his sophomore year.

Murphy, Phil DT South Carolina St. NFL Exp: R
Ht: 6-5 Wt: 280 Born: 9/26/57 How Acq: D3c

Birthplace: New London, Conn. **Residence:** Middletown, Conn. Murphy impressed scouts with his play in the Senior Bowl where "he was the most productive defensive lineman." He led his team in tackles during his senior year, and Murphy runs the 40 in 5.2. He was named third team Little All-America by AP and was the Washington Pigskin Club's Mid-Eastern Athletic Conference Player of the Year.

Pankey, Irv T Penn State NFL Exp: R
Ht: 6-4 Wt: 269 Born: 2/15/58 How Acq: D2

Birthplace: Aberdeen, Pa. **Residence:** Aberdeen, Pa. The 50th player chosen, Pankey went to Penn State as a linebacker, played tight end as a junior (10 catches for 105 yards), then moved to offensive tackle. Pankey runs the 40 in 4.9 and was named second team All-America by NEA and All-East by AP and a New York Times. He played in the East-West Shrine game and Japan Bowl.

Pettigrew, Tom T Eastern Illinois NFL Exp: R
Ht: 6-4 Wt: 262 Born: 12/26/56 How Acq: D8

Birthplace: Roanoke, Va. **Residence:** Roanoke, Va. Pettigrew began his college career as an offensive lineman, was switched to defense his junior year, then back to offense as a senior. Timed at 5.1 in the 40, Pettigrew played on the Eastern Illinois team that won the 1978 NCAA Division II title.

Scanlon, Kevin QB Arkansas NFL Exp: R
Ht: 5-11 Wt: 186 Born: 5/28/57 How Acq: D12

Birthplace: Beaver Falls, Pa. **Residence:** Little Rock Ark. A transfer from North Carolina State, Scanlon played sparingly as a junior, but blossomed his senior season, completing 66 per cent of his passes (92 of 139 for 1,212 yards). He broke nearly all of Joe Namath's high school passing records at Beaver Falls, Pa. Scouting reports call him a highly efficient passer and a leader.

Thomas, Jewerl RB San Jose State NFL Exp: R
Ht: 5-10 Wt: 223 Born: 9/10/57 How Acq: D3a

Birthplace: Hanford, Ca. **Residence:** Hanford, Ca. A transfer from UCLA, Thomas played two seasons at San Jose State, being named All-PCAA his senior year. His career totals include 322 rushes for 1,469 yards (4.6 avg.) and 12 TDs, and 51 receptions for 460 yards (9.0 avg.) and 3 TDs. Thomas played in the East-West Shrine game and the Senior Bowl, where he rushed 12 times for 44 yards and 1 TD plus 6 catches for 69 yards and 2 TDs. Thomas runs the 40 in 4.5.

Tucker, Derwin S Illinois NFL Exp: 1
Ht: 6-2 Wt: 195 Born: 6/20/56 How Acq: D4a(79)

Birthplace: Greenville, N.C. **Residence:** Hampton, Va. Tucker left training camp in 1979 to return to school at Illinois, where he was a four-year starter. Tucker returned punts as a sophomore and junior, and scouting reports praise his speed (4.6) and relaxed back pedal.

White, Leon C Colorado NFL Exp: 1
Ht: 6-3 Wt: 261 Born 5/14/55 How Acq. D3b(78)

Birthplace: Los Angeles, Ca. **Residence:** Long Beach, Ca. White was listed as "Physically Unable to Perform" in 1979, as he was in 1978 before being placed on injured reserve that year. White had suffered a knee injury in March, 1978. Named All-Big 8, White attended Bell High in the Los Angeles area and played in the Hula Bowl following his senior year at Colorado.

Rams Draft

1980 Choices

1. Johnnie Johnson, S. Texas
(from Cleveland)
Choice to Cleveland
2. Irv Pankey, T, Penn State
(from Washington)
Choice to Washington
3. Jewerl Thomas, RB, San Jose State
(from San Francisco)
LeRoy Irvin, S-CB, Kansas
(from Oakland)
Phil Murphy, DT, South Carolina St.
4. Choice to Cleveland
5. Choice to Atlanta thru Washington
6. Mike Guman, RB, Penn State
(from New England thru
Cleveland) Choice to Kansas City
7. Kirk Collins, CB, Baylor
(from Kansas City)
Gerry Ellis, RB, Missouri
8. Tom Pettigrew, T, Eastern Illinois
9. George Farmer, WR, Southern U.
10. Bob Gruber, T, Pittsburgh
11. Terry Greer, WR, Alabama State
12. Kevin Scanlon, QB, Arkansas

Previous First Choices

- 1946—Emil Sitko, HB, Notre Dame
1947—Herman Wedemeyer, HB, St. Mary's
1948—Choice to Detroit
1949—Bobby Thomas, QB, V.M.I.
1950—Ralph Pasquaeriello, FB, Villanova
(from Chicago Cardinals)
Stan West, G, Oklahoma
1951—Bud McFadin, T, Texas
1952—Bill Wade, QB, Vanderbilt
(Bonus Choice)
Bob Carey, E, Michigan State
1953—Donn Moomaw, LB, UCLA
(from Philadelphia)
Ed Baker, E, Washington State
1954—Ed Beatty, C, Mississippi
1955—Larry Morris, LB, Georgia Tech
1956—Joe Marconi, FB, West Virginia
(from New York)
Charlie Horton, HB, Vanderbilt

- 1957—Jon Arnett, HB, USC
Del Shofner, HB, Baylor
(from New York)
1958—Lou Michaels, LB, Kentucky
(from Washington)
Jim Phillips, E, Auburn
1959—Paul Dickson, G, Baylor
Dick Bass, FB, COP (future)
(from Philadelphia)
1960—Billy Cannon, HB, LSU
1961—Marlin McKeever, LB, USC
1962—Roman Gabriel, QB, N. Carolina St.
(from Minnesota thru New York)
Merlin Olsen, DT, Utah State
1963—Terry Baker, QB, Oregon State
Rufus Guthrie, G, Georgia Tech
(from Chicago)
1964—Bill Munson, QB, Utah State
1965—Clarence Williams, HB,
Washington St.
1966—Tom Mack, G, Michigan
1967—Choice to Minnesota
1968—Choice to Detroit
1969—Larry Smith, RB, Florida
(from Detroit)
Jim Seymour, E, Notre Dame
(from Washington)
Bob Klein, TE, USC
1970—Jack Reynolds, LB, Tennessee
1971—Isiah Robertson, LB, Southern U.
(from Washington)
Jack Youngblood, DE, Florida
1972—Choice to New York Giants thru
New England
1973—Choice to New England
1974—John Cappelletti, RB, Penn State
(from Philadelphia)
Choice to Chicago thru
Washington
1975—Mike Fanning, DT, Notre Dame
(from Green Bay)
Dennis Harrah, G, Miami (Fla.)
(from Philadelphia)
Doug France, T, Ohio State
1976—Kevin McLain, LB, Colorado State
1977—Bob Brudzinski, LB, Ohio State
1978—Elvis Peacock, RB, Oklahoma
(from Cleveland)
Choice to Cleveland
1979—George Andrews, LB, Nebraska
(from Oakland)
Kent Hill, G, Georgia Tech

Rams Depth Chart

OFFENSE

- WR — 82 Willie Miller, 80 Billy Waddy, 84 Ron Smith, 46 Jeff Moore, 30 Henry Vereen, *29 Wyatt Henderson
LT — 77 Doug France, 75 Irv Pankey, 69 Derrell Blackwood, 68 Joe Novosel
LG — 72 Kent Hill, 62 Bill Bain
C — 61 Rich Saul, 56 Doug Smith, 54 Dan Ryczek, 63 Leon White, *50 Walt Brown, *58 Larry Coombs
RG — 60 Dennis Harrah, 56 Doug Smith, 62 Bill Bain
RT — 78 Jackie Slater, 73 Gordon Gravelle, 67 Tom Pettigrew, 66 Bob Gruber
TE — 83 Terry Nelson, 91 Walter White, 92 Victor Hicks, *93 Walt Arnold
WR — 81 Ron Jessie, 88 Preston Dennard, 87 Drew Hill, 31 George Farmer, 17 Robert Farrell, 48 Brian Nelson, 36 Kurt Sohn
QB — 11 Pat Haden, 15 Vince Ferragamo, 19 Bob Lee, 8 Jeff Rutledge, 14 Kevin Scanlon
RB — 26 Wendell Tyler, 34 Elvis Peacock, 24 Eddie Hill, 22 Gerry Ellis, *45 Obie Graves.
RB — 32 Cullen Bryant, 43 Jim Jodat, 35 Jewel Thomas, 44 Mike Guman, 39 Stanley Howell

DEFENSE

- LE — 85 Jack Youngblood, 71 Reggie Doss, *93 James Johnson, 97 Bob Rippentrop
LT — 76 Cody Jones, 79 Mike Fanning
RT — 90 Larry Brooks, 71 Reggie Doss, 95 Phil Murphy
RE — 89 Fred Dryer, 70 Jerry Wilkinson, 90 Kevin Wilkinson
LLB — 53 Jim Youngblood, 57 Greg Westbrook, *50 Quentin Lowry, 96 Marvin Smith
MLB — 64 Jack Reynolds, 55 Carl Ekern, 94 Howard Hale
RLB — 59 Bob Brudzinski, 52 George Andrews, 51 Joe Harris, *58 Stewart O'Dell
LC — 27 Pat Thomas, 33 Dwayne O'Steen, 28 Ken Ellis, 38 Kirk Collins, 23 Lucius Smith
RC — 49 Rod Perry, 29 Sid Justin, 37 Ivory Sully, 47 LeRoy Irvin
SS — 42 Dave Elmendorf, 20 Johnnie Johnson, 41 Jeff Delaney
FS — 21 Nolan Cromwell, 25 Eddie Brown, 37 Ivory Sully, *45 Derwin Tucker

SPECIALISTS

- P — 13 Ken Clark, 9 Ken Hartley, 6 Pat Mulholland, 10 Kevin Shea
K — 3 Frank Corral, 5 Carey Orosz, 1 Les Petroff, 10 Kevin Shea
H — 21 Nolan Cromwell

*Indicates duplicate number

Rookies and first-year veterans indicated by *italics*.

1979 All-

(Selected by Associated Press, Newspaper Enterprise

OFFENSE

John Jefferson, San Diego (AP, NEA, PFWA)	Wide Receiver
John Stallworth, Pittsburgh (AP, NEA, PFWA)	Wide Receiver
Dave Casper, Oakland (AP)	Tight End
Ray Chester, Oakland (NEA)	Tight End
Ozzie Newsome, Cleveland (PFWA)	Tight End
Leon Gray, Houston (AP, NEA, PFWA)	Tackle
Marvin Powell, New York Jets (AP, PFWA)	Tackle
Jon Kolb, Pittsburgh (NEA)	Tackle
John Hannah, New England (AP, NEA, PFWA)	Guard
Joe DeLamielleure, Buffalo (NEA, PFWA)	Guard
Bob Young, St. Louis (AP)	Guard
Mike Webster, Pittsburgh (AP, NEA, PFWA)	Center
Dan Fouts, San Diego (AP, NEA, PFWA)	Quarterback
Earl Campbell, Houston (AP, NEA, PFWA)	Running Back
Ottis Anderson, St. Louis (AP, PFWA)	Running Back
Walter Payton, Chicago (NEA)	Running Back
Toni Fritsch, Houston (AP, NEA, PFWA)	Kicker
Tony Nathan, Miami (AP)	Kick Returner
Rick Upchurch, Denver (PFWA)	Kick Returner
J.T. Smith, Kansas City (PFWA)	Punt Returner

1979 All-AFC Team

(Selected by United Press International)

OFFENSE

John Jefferson, San Diego	Wide Receiver
John Stallworth, Pittsburgh	Wide Receiver
Ozzie Newsome, Cleveland	Tight End
Leon Gray, Houston	Tackle
Marvin Powell, New York Jets	Tackle
Joe DeLamielleure, Buffalo	Guard
John Hannah, New England	Guard
Mike Webster, Pittsburgh	Center
Dan Fouts, San Diego	Quarterback
Earl Campbell, Houston	Running Back
Mike Pruitt, Cleveland	Running Back
Toni Fritsch, Houston	Kicker

DEFENSE

Fred Dean, San Diego	Defensive End
L.C. Greenwood, Pittsburgh	Defensive End
Joe Greene, Pittsburgh	Defensive Tackle
Wilbur Young, San Diego	Defensive Tackle
Jack Lambert, Pittsburgh	Middle Linebacker
Robert Brazile, Houston	Linebacker
Jack Ham, Pittsburgh	Linebacker
Mike Haynes, New England	Cornerback
Louis Wright, Denver	Cornerback
Mike Reinfeldt, Houston	Safety
Bill Thompson, Denver	Safety
Bob Grupp, Kansas City	Punter

NFL Team

Association and Professional Football Writers Association)

DEFENSE

Lee Roy Selmon, Tampa Bay (AP, NEA, PFWA)	Defensive End
Jack Youngblood, Los Angeles (AP, NEA, PFWA)	Defensive End
Randy White, Dallas (AP, NEA, PFWA)	Defensive Tackle
Larry Brooks, Los Angeles (AP)	Defensive Tackle
Joe Greene, Pittsburgh (PFWA)	Defensive Tackle
Charlie Johnson, Philadelphia (NEA)	Defensive Tackle
Jack Lambert, Pittsburgh (AP, NEA)	Middle Linebacker
Randy Gradishar, Denver (PFWA)	Middle Linebacker
Robert Brazile, Houston (AP, NEA, PFWA)	Linebacker
Jack Ham, Pittsburgh (AP, NEA, PFWA)	Linebacker
Lemar Parrish, Washington (AP, NEA, PFWA)	Cornerback
Louis Wright, Denver (AP, NEA, PFWA)	Cornerback
Mike Reinfeldt, Houston (AP, NEA, PFWA)	Safety
Donnie Shell, Pittsburgh (AP, NEA)	Safety
Gary Fencik, Chicago (PFWA)	Safety
Bob Grupp, Kansas City (NEA, PFWA)	Punter
Dave Jennings, New York Giants (AP)	Punter

1979 All-NFC Team

(Selected by United Press International)

OFFENSE

Harold Carmichael, Philadelphia	Wide Receiver
Ahmad Rashad, Minnesota	Wide Receiver
Keith Krepfle, Philadelphia	Tight End
Pat Donovan, Dallas	Tackle
Stan Walters, Philadelphia	Tackle
Herbert Scott, Dallas	Guard
Bob Young, St. Louis	Guard
Tom Banks, St. Louis	Center
Roger Staubach, Dallas	Quarterback
Ottis Anderson, St. Louis	Running Back
Walter Payton, Chicago	Running Back
Mark Moseley, Washington	Kicker

DEFENSE

Lee Roy Selmon, Tampa Bay	Defensive End
Jack Youngblood, Los Angeles	Defensive End
Charlie Johnson, Philadelphia	Defensive Tackle
Randy White, Dallas	Defensive Tackle
Harry Carson, New York Giants	Middle Linebacker
David Lewis, Tampa Bay	Linebacker
Brad Van Pelt, New York Giants	Linebacker
Lemar Parrish, Washington	Cornerback
Roger Wehrli, St. Louis	Cornerback
Ken Houston, Washington	Safety
Tom Myers, New Orleans	Safety
Dave Jennings, New York Giants	Punter

1980 Rams

No.	Name	Pos.	Ht.	Wt.	NFL Exp.	Birth-date
52	Andrews, George	LB	6-3	223	2	11/28/55
62	Bain, Bill	G	6-4	277	6	8/ 9/52
90	Brooks, Larry	DT	6-3	253	9	6/10/50
25	Brown, Eddie	S-KR	5-11	190	6	2/19/52
59	Brudzinski, Bob	LB	6-4	229	4	1/ 1/55
32	Bryant, Cullen	RB	6-1	236	8	5/20/51
13	Clark, Ken	P	6-2	196	2	5/26/48
3	Corral, Frank	K	6-2	228	3	6/16/55
21	Cromwell, Nolan	S	6-1	198	4	1/30/55
88	Dennard, Preston	WR	6-1	183	3	11/28/55
71	Doss, Reggie	DE-DT	6-4	267	3	12/ 7/56
89	Dryer, Fred	DE	6-6	231	12	7/ 6/46
55	Ekern, Carl	LB	6-3	223	4	5/27/54
28	Ellis, Ken	CB	5-11	180	11	9/27/47
42	Elmendorf, Dave	S	6-1	196	10	6/20/49
79	Fanning, Mike	DT	6-6	252	6	2/ 2/53
15	Ferragamo, Vince	QB	6-3	212	4	4/24/54
77	France, Doug	T	6-5	270	6	4/26/53
73	Gravelle, Gordon	T	6-5	257	9	6/12/49
11	Haden, Pat	QB	5-11	185	5	1/23/53
60	Harrah, Dennis	G	6-5	255	6	3/ 9/53
51	Harris, Joe	LB	6-1	224	5	12/ 6/52
87	Hill, Drew	WR-KR	5-9	170	2	10/ 5/56
24	Hill, Eddie	RB-KR	6-2	210	2	5/13/57
72	Hill, Kent	G	6-5	260	2	3/ 7/57
81	Jessie, Ron	WR	6-0	181	10	2/ 4/48
43	Jodat, Jim	RB	5-11	213	4	3/ 3/54
76	Jones, Cody	DT	6-5	244	6	5/ 3/51
29	Justin, Sid	CB	5-10	170	2	8/14/54
19	Lee, Bob	QB	6-2	190	12	8/ 7/46
82	Miller, Willie	WR	5-9	172	5	4/26/48
83	Nelson, Terry	TE	6-2	240	7	5/20/51
33	O'Steen, Dwayne	CB	6-1	193	3	12/20/54
34	Peacock, Elvis	RB	6-1	208	2	11/ 7/56
49	Perry, Rod	CB	5-9	182	6	9/11/53
64	Reynolds, Jack	LB	6-1	227	11	11/22/47
8	Rutledge, Jeff	QB	6-2	202	2	1/22/57
54	Rycek, Dan	C-G	6-3	242	8	8/24/49
61	Saul, Rich	C	6-3	245	11	2/ 5/48
78	Slater, Jackie	T	6-4	271	5	5/27/54
56	Smith, Doug	C-G	6-3	255	3	11/25/56
84	Smith, Ron	WR	6-0	185	3	11/20/56
37	Sully, Ivory	S-CB	6-0	193	2	6/20/57
27	Thomas, Pat	CB	5-9	182	5	9/ 1/54
26	Tyler, Wendell	RB	5-10	195	3	5/20/55
80	Waddy, Billy	WR	5-11	188	4	2/19/54
57	Westbrooks, Greg	LB	6-3	220	6	2/24/53
92	White, Walter	TE	6-3	234	6	7/19/51
70	Wilkinson, Jerry	DE	6-9	260	2	2/27/56
85	Youngblood, Jack	DE	6-4	244	10	1/26/50
53	Youngblood, Jim	LB	6-3	231	8	2/23/50

*Ekern was on injured reserve in 1979. Ellis played 7 games with Detroit, 3 with Los Angeles, 13 with Los Angeles; Jones was on injured reserve in 1979; Westbrooks play

Veteran Roster

Birthplace	College	Residence	Games in '79
Omaha, Neb.	Nebraska	Lincoln, Neb.	16
Pico Rivera, Ca.	USC	Cypress, Ca.	8
Philadelphia, Pa.	Va. State-Petersburg	Fountain Valley, Ca.	16
Jasper, Tenn.	Tennessee	Haymarket, Va.	16
Fremont, Ohio	Ohio State	Long Beach, Ca.	16
Fort Sill, Okla.	Colorado	Lafayette, Colo.	16
Southampton, England	St. Mary's (N.S.)	Mississauga, Ont., CAN	16
Chihuahua, Mexico	UCLA	Riverside, Ca.	16
Smith Center, Kan.	Kansas	Overland Park, Kan.	16
Cordele, Ga.	New Mexico	Fountain Valley, Ca.	15
Mobile, Ala.	Hampton Institute	San Antonio, Tex.	16
Hawthorne, Ca.	San Diego State	Long Beach, Ca.	16
Richland, Wash.	San Jose State	Fountain Valley, Ca.	0*
Woodbine, Ga.	Southern U.	Baker, La.	10*
San Antonio, Tex.	Texas A&M	Bellaire, Tex.	16
Mt. Clemens, Mich.	Notre Dame	Huntington Beach, Ca.	16
Torrance, Ca.	Nebraska	Irvine, Ca.	8
Dayton, Ohio	Ohio State	Fountain Valley, Ca.	16
Oakland, Ca.	Brigham Young	Walnut Creek, Ca.	13*
Westbury, N.Y.	USC	Newport Beach, Ca.	10
Charleston, W. Va.	Miami (Fla.)	Long Beach, Ca.	13
Fayetteville, N.C.	Georgia Tech	Fayetteville, N.C.	14*
Newnan, Ga.	Georgia Tech	Newnan, Ga.	16
Nashville, Tenn.	Memphis State	Huntington Beach, Ca.	16
Americus, Ga.	Georgia Tech	Americus, Ga.	16
Yuma, Ariz.	Kansas	Huntington Beach, Ca.	6
Milwaukee, Wis.	Carthage	Huntington Beach, Ca.	7
San Francisco, Ca.	San Jose State	Huntington Beach, Ca.	0*
New Orleans, La.	Long Beach State	Los Angeles, Ca.	13
Columbus, Ohio	Pacific	San Francisco, Ca.	3
Birmingham, Ala.	Colorado State	Fort Collins, Colo.	3
Arkadelphia, Ark.	Arkansas-Pine Bluff	Arkadelphia, Ark.	16
Los Angeles, Ca.	San Jose State	Los Angeles, Ca.	16
Miami, Fla.	Oklahoma	Huntington Beach, Ca.	11
Fresno, Ca.	Colorado	Fresno, Ca.	9
Cincinnati, Ohio	Tennessee	Huntington Beach, Ca.	16
Birmingham, Ala.	Alabama	Huntington Beach, Ca.	3
Mentor, Ohio	Virginia	Clifton, Va.	16
Butler, Pa.	Michigan State	Newport Beach, Ca.	16
Jackson, Miss.	Jackson State	Meridian, Miss.	16
Columbus, Ohio	Bowling Green	Laguna Hills, Ca.	4
Lakeland, Fla.	San Diego State	Fullerton, Ca.	12
Salisbury, Md.	Delaware	Leonia, N.J.	8
Plano, Tex.	Texas A&M	Plano, Tex.	8
Shreveport, La.	UCLA	West Covina, Ca.	16
Warton, Tex.	Colorado	San Diego, Ca.	13
Chicago, Ill.	Colorado	Kansas City, Mo.	9*
Charlottesville, Va.	Maryland	Kansas City, Mo.	6*
San Francisco, Ca.	Oregon State	Corvallis, Ore.	16
Jacksonville, Fla.	Florida	Orange, Ca.	16
Union, S.C.	Tennessee Tech	Fountain Valley, Ca.	16

les; Gravelle played 4 games with New York Giants, 8 with Los Angeles; Harris played 1 game with
 and 4 games with Oakland, 5 with Los Angeles; White played 6 games with Kansas City

1980 Rams

No.	Name	Pos.	Ht.	Wt.	Birthdate
*93	Arnold, Walt	TE	6-3	225	8/31/58
69	Blackwood, Derrell	T	6-5	266	7/28/57
*50	Brown, Walt (1)	C	6-4	257	8/13/55
38	Collins, Kirk	CB	5-11	185	7/18/58
*58	Coombs, Larry	C	6-3	250	8/ 9/57
41	Delaney, Jeff (1)	S	6-0	195	10/25/56
22	Ellis, Gerry	RB	5-11	215	11/12/57
31	Farmer, George	WR	5-10	175	12/ 5/58
17	Farrell, Robert	WR	6-5	193	12/13/57
*45	Graves, Obie (1)	RB	5-9	185	4/21/57
66	Gruber, Bob	T	6-5	250	6/ 7/58
44	Guman, Mike	RB	6-2	210	4/21/58
94	Hale, Howard	LB	6-2	233	2/11/57
9	Hartley, Ken	P	6-2	200	4/28/57
*29	Henderson, Wyatt	WR	5-10	182	11/10/56
92	Hicks, Victor (1)	TE	6-3	250	1/19/57
39	Howell, Stanley	RB	6-0	190	11/ 5/57
47	Irvin, LeRoy	S-CB	5-11	180	9/15/57
*93	Johnson, James (1)	DE	6-5	256	12/27/57
20	Johnson, Johnnie	S	6-1	185	10/ 8/56
*50	Lowry, Quentin (1)	LB	6-3	236	11/11/57
12	Melville, Dan (1)	P	6-0	185	3/ 4/56
46	Moore, Jeff (1)	WR	6-1	200	3/ 2/57
6	Mulholland, Pat	P	6-1	190	6/23/57
95	Murphy, Phil	DT	6-5	280	9/26/57
48	Nelson, Brian (1)	WR-KR	5-11	180	1/17/58
68	Novosel, Joe	T	6-5	255	3/13/57
*58	O'Dell, Stewart (1)	LB	6-2	225	11/27/51
5	Orosz, Carey	K	6-1	205	6/23/58
75	Pankey, Irv	T	6-4	269	2/15/58
1	Petroff, Les	K	5-11	180	2/ 1/58
67	Pettigrew, Tom	T	6-4	262	12/26/56
97	Rippentrop, Bob (1)	DE	6-6	244	8/19/56
14	Scanlon, Kevin	QB	5-11	186	5/28/57
10	Shea, Kevin (1)	P-K	6-2	195	1/28/57
23	Smith, Lucius	CB	5-10	190	1/17/57
96	Smith, Marvin	LB	6-2	225	3/ 4/57
36	Sohn, Kurt	WR-KR	5-11	179	6/26/57
35	Thomas, Jewerl	RB	5-10	223	9/10/57
*45	Tucker, Derwin (1)	S	6-2	195	6/20/56
30	Vereen, Henry (1)	WR-KR	5-10	176	4/18/57
63	White, Leon (1)	C	6-3	261	5/14/55
98	Wilkinson, Kevin	DE	6-4	247	5/29/56

(1) - A player who has previously been in an NFL training camp.

* - Indicates duplicate number.

First-Year Roster

Birthplace	College	Residence	How Acq.
Galveston, Tex.	New Mexico	Albuquerque, N.M.	FA
Sublette, Kan.	Tulsa	Hutchinson, Kan.	FA
Pittsburgh, Pa.	Pittsburgh	Allison Park, Pa.	FA
San Antonio, Tex.	Baylor	San Antonio, Tex.	D7a
Eureka, Calif.	Idaho	Olympia, Wash.	FA
Pittsburgh, Pa.	Pittsburgh	Upper St. Clair, Pa.	D7(79)
Columbia, Mo.	Missouri	Columbia, Mo.	D7b
Los Angeles, Calif.	Southern U.	Los Angeles, Calif.	D9
Little Rock, Ark.	Arkansas	Little Rock, Ark.	FA
Collins, Miss.	Cal State Fullerton	Fullerton, Calif.	FA
Del Rio, Tex.	Pittsburgh	Greenville, Pa.	D10
Allentown, Pa.	Penn State	Bethlehem, Pa.	D6
Hico, Tex.	Howard Payne	Brownwood, Tex.	FA
Bermuda	Catawba	Wrentham, Mass.	FA
Bakersfield, Calif.	Fresno State	Inglewood, Calif.	FA
Lubbock, Tex.	Oklahoma	Anaheim, Calif.	D5(79)
Guntersville, Ala.	Mississippi State	Guntersville, Ala.	FA
Fort Dix, N.J.	Kansas	Augusta, Ga.	D3b
Charlottesville, Va.	Virginia Tech	Madison, Va.	FA
La Grange, Tex.	Texas	Austin, Tex.	D1
Cleveland, Ohio	Youngstown State	Shaker Heights, Ohio	FA
San Diego, Calif.	California	Westminster, Calif.	FA
Memphis, Tenn.	Tennessee	Memphis, Tenn.	D3a(79)
Houston, Tex.	San Diego State	La Mesa, Calif.	FA
New London, Conn.	South Carolina State	Middletown, Conn.	D3c
Wichita Falls, Tex.	Texas Tech	Wichita Falls, Tex.	FA
Kansas City, Kan.	Hawaii	Hacienda Heights, Ca.	FA
Linton, Ind.	Indiana	Vienna, Va.	FA
Painesville, Ohio	Youngstown State	Fairport Harbor, Ohio	FA
Aberdeen, Md.	Penn State	Aberdeen, Md.	D2
Cleveland, Ohio	Southern Illinois	North Olmsted, Ohio	FA
Roanoke, Va.	Eastern Illinois	Roanoke, Va.	D8
San Mateo, Calif.	Fresno State	Mountain View, Calif.	FA
Beaver Falls, Pa.	Arkansas	Little Rock, Ark.	D12
San Francisco, Calif.	St. Mary's	San Francisco, Calif.	FA
Columbus, Ga.	Cal State Fullerton	Fullerton, Calif.	FA
Merced, Calif.	Cal State Fullerton	Placentia, Calif.	FA
Ithaca, N.Y.	Fordham	Huntington, N.Y.	FA
Hanford, Calif.	San Jose State	Hanford, Calif.	D3a
Greenville, N.C.	Illinois	Hampton, Va.	D4a(79)
Biloxi, Miss.	Nevada-Las Vegas	Las Vegas, Nev.	FA
Los Angeles, Calif.	Colorado	Long Beach, Calif.	D3b(78)
Detroit, Mich.	Michigan	Detroit, Mich.	FA

tackle our front four



Try Del Taco's famous front four.

The crunchy, tasty Del Taco. The spicy combination burrito.

The Double Del, a hamburger made of two 100% beef patties with everything on it. Plus a cool, zesty 7-Up.

This is one line-up you'll be glad to tackle again and again.



DelTaco®

"Seven-Up," "7-Up," "The Uncola" and "UN" are trademarks identifying the product of the Seven-Up Company. Printed in U.S.A.

1979 Team Statistics

16 REGULAR SEASON GAMES

	Rams	Opp.
Total First Downs	299	266
Rushing	134	115
Passing	138	133
Penalty	27	18
Third Down: Made/Att	91/256	85/251
Third Down Efficiency	35.5	33.9
Total Net Yards	5133	4553
Average Per Game	320.8	284.6
Total Plays	1087	1054
Avg. Per Play	4.7	4.3
Net Yards Rushing	2460	1997
Avg. Per Game	153.8	124.8
Total Rushes	592	548
Net Yards Passing	2673	2556
Avg. Per Game	167.1	159.8
Tackled/Yards Lost	39/359	52/451
Gross Yards	3032	3007
Attempts/Completions	456/242	454/220
Pct. of Completions	53.1	48.5
Had Intercepted	29	25
Punts/Average	95/39.3	108/40.3
Net Punting Average	33.6	35.0
Penalties/Yards	98/743	105/993
Fumbles/Ball Lost	38/20	38/16
Touchdowns	41	38
Rushing	16	13
Passing	19	24
Returns	6	1
Total Points	323	309

Score by Periods	1	2	3	4	OT	Total
Rams Total	80	131	47	59	6	323
Opp. Total	47	98	81	83	0	309

1979 Individual Statistics

RUSHING	No.	Yds.	Avg.	LG	TD
Tyler	218	1109	5.1	63t	9
Bryant	177	619	3.5	15	5
McCutcheon	73	243	3.3	21	0
Peacock	52	224	4.3	15	0
E Hill	29	114	3.9	27	1
Haden	16	97	6.1	17	0
Dennard	4	32	8.0	15	0
Rutledge	5	27	5.4	14	0
Jodat	6	6	1.0	4	0
Cromwell	1	5	5.0	5t	1
Miller	1	4	4.0	4	0
Clark	1	3	3.0	3	0
Ferragamo	3	-2	-0.7	2	0
Lee	4	-5	-1.3	0	0
Nelson	2	-16	-8.0	-6	0
Rams Total	592	2460	4.2	63t	16
Opp. Total	548	1997	3.6	27	13

PASSING	Att.	Comp.	Yds.	Pct.	Avg./Att.	TD	Pct. TD	Int.	Pct. Int.	LG	Lost/Att.	Rating
Haden	290	163	1854	56.2	6.39	11	3.8	14	4.8	50	21/178	68.2
Ferragamo	110	53	778	48.2	7.07	5	4.5	10	9.1	71t	11/115	48.8
Rutledge	32	13	125	40.6	3.91	1	3.1	4	12.5	22	3/ 27	23.2
Lee	22	11	243	50.0	11.05	2	9.1	1	4.5	41t	4/ 39	101.4
Clark	2	2	32	100.0	16.00	0	0.0	0	0.0	30	0/ 0	
Rams Total	456	242	3032	53.1	5.40	19	4.2	29	6.4	71t	39/359	
Opp. Total	454	220	3007	48.5	5.05	24	5.3	25	5.5	68t	52/451	

RECEIVING	No.	Yds.	Avg.	LG	TD
Dennard	43	766	17.8	50	4
Tyler	32	308	9.6	71t	1
Bryant	31	227	7.3	24	0
Nelson	25	293	11.7	26	3
Peacock	21	261	12.4	49	0
McCutcheon	19	101	5.3	11	0
Smith	16	300	18.8	38	1
Waddy	14	220	15.7	40t	3
Young	13	144	11.1	23	2
Jessie	11	169	15.4	39t	2
Miller	8	111	13.9	23	1
D Hill	4	94	23.5	43	1
E Hill	4	36	9.0	21t	1
Andrews	1	2	2.0	2	0
Rams Total	242	3032	12.5	71t	19
Opp. Total	220	3007	13.7	68t	24

PUNTING	No.	Yds.	Avg.	TB	In 20	LG	Blk.
Clark	93	3731	40.1	7	17	60	2
Rams Total	95	3731	39.3	7	17	60	2
Opp. Total	108	4347	40.3	11	20	73	2

SCORING	TDR	TDP	TDR1	PAT	FG	S	TP
Corral	0	0	0	36-39	13-25	0	75
Tyler	9	1	0	0	0	0	60
Bryant	5	0	0	0	0	0	30
Dennard	0	4	0	0	0	0	24
Nelson	0	3	0	0	0	0	18
Waddy	0	3	0	0	0	0	18
E. Hill	1	1	0	0	0	0	12
Jessie	0	2	0	0	0	0	12
Young	0	2	0	0	0	0	12
Jim Youngblood	0	0	2	0	0	0	12
Cromwell	1	0	0	0	0	0	6
Harris	0	0	1	0	0	0	6
D. Hill	0	1	0	0	0	0	6
Jodat	0	0	1	0	0	0	6
Justin	0	0	1	0	0	0	6
Miller	0	1	0	0	0	0	6
Reynolds	0	0	1	0	0	0	6
Smith	0	1	0	0	0	0	6
Rams Total	16	19	6	36-40	13-25	1	323
Opp. Total	13	24	1	35-38	14-21	2	309

INTERCEPTIONS	No.	Yds.	Avg.	LG	TD
Cromwell	5	109	21.8	34	0
Jim Youngblood	5	89	17.8	34	2
O'Steen	4	42	10.5	36	0
Elmendorf	3	39	13.0	32	0
Brown	3	32	10.7	25	0
Thomas	3	5	1.7	5	0
Brudzinski	1	26	26.0	26	0
Justin	1	13	13.0	13	0
Rams Total	25	355	14.2	36	2
Opp. Total	29	397	13.7	50	0

KO RETURNS	No.	Yds.	Avg.	LG	TD
D. Hill	40	803	20.1	39	0
E. Hill	15	305	20.3	43	0
Brown	5	103	20.6	28	0
Peacock	3	46	15.3	18	0
Jodat	2	19	9.5	19	0
Tyler	1	16	16.0	16	0
Rams Total	66	1292	19.6	55	0
Opp. Total	58	1303	22.5	70	0

PUNT RETURNS	No.	FC	Yds.	Avg.	LG	TD
Brown	56	19	332	5.9	30	0
D. Hill	1	0	0	0.0	0	0
Justin	1	0	-2	-2.0	-2	0
Rams Total	58	19	330	5.7	30	0
Opp. Total	59	6	405	6.9	18	0

FIELD GOALS	1-19	20-29	30-39	40-49	50+	Total
Corral	1-1	5-5	2-6	5-12	0-1	13-25
Opp. Total	1-1	1-2	10-12	2-5	0-1	14-21

Corral FGs: (46) (30,34,40) (49,43) (47,47) (52,38) () (42,41) (42) (33) (40,23) (27,47) () (23,24,39) (39) (45,18,24) ()

1979 Season Review

Oakland 24, RAMS 17

September 2, at Los Angeles

Oakland 0 10 14 0—24
Rams 7 10 0 0—17

Rams—Tyler 1 run (Corral kick)

Rams—Miller 17 pass from Haden
(Corral kick)

Oakland—FG Breech 38

Oakland—Ramsey 1 pass from Stabler
(Breech kick)

Rams—FG Corral 46

Oakland—Chester 27 pass from Stabler
(Breech kick)

Oakland—Chester 4 pass from Stabler
(Breech kick)

TEAM STATISTICS

	Oak.	Rams
First Downs	16	21
Rushing Yardage	130	123
Passing Yardage	110	217
Passes	26-11-0	41-21-3
Punts	8-40.4	5-24.8
Yards Penalized	4-51	3-20

Attendance: 59,000

INDIVIDUAL STATISTICS

Rushing

Oak.—Whittington, 13 for 67 yds.;
van Eeghen, 14 for 45; Jensen, 4 for
13; Branch, 1 for 4; Russell, 2 for 4;
Stabler, 1 for -3.

Rams—McCutcheon, 15 for 65 yds.;
Bryant, 7 for 20; Haden, 2 for 15;
Tyler, 5 for 12, 1 TD; Peacock, 2 for 7;
Miller, 1 for 4.

Passing

Oak.—Stabler, 11 of 26 for 130 yds.,
3 TD.

Rams—Haden, 21 of 41 for 229
yds., 1 TD, 3 int.

Receiving

Oak.—Branch, 3 for 49 yds.; Ches-
ter, 3 for 46, 2 TD; Bradshaw, 2 for 16;
van Eeghen, 1 for 13; Whittington, 1
for 5; Ramsey, 1 for 1, 1 TD.

Rams—Tyler, 4 for 30 yds.; Miller, 3
for 53, 1 TD; McCutcheon, 3 for 23;
Bryant, 3 for 19; Peacock, 3 for 15;
Jessie, 2 for 25; Nelson, 2 for 24;
Dennard, 1 for 40.

RAMS 13, Denver 9

September 6, at Denver

Rams 6 0 0 7—13

Denver 0 2 7 0—9

Rams—FG Corral 30

Rams—FG Corral 34

Denver—Safety, L.A. penalized in own
end zone

Denver—Preston 7 run (Turner kick)

Rams—Reynolds 4 fumble return
(Corral kick)

TEAM STATISTICS

	Rams	Denver
First Downs	15	12
Rushing Yardage	96	73
Passing Yardage	181	106
Passes	32-23-0	29-13-1
Punts	9-41.9	10-43.5
Yards Penalized	8-61	5-44

Attendance: 74,884

INDIVIDUAL STATISTICS

Rushing

Rams—Bryant, 17 for 51 yds.,
McCutcheon, 13 for 28; Peacock, 3
for 11; Tyler, 2 for 4; Haden, 2 for 2.

Denver—Jensen, 8 for 32 yds.; Lytle,
3 for 16; Keyworth, 4 for 13; Preston, 7
for 6, 1 TD; Armstrong, 2 for 4; Morton,
1 for 2.

Passing

Rams—Haden, 23 of 32 for 191 yds.
Denver—Weese, 8 of 18 for 100 yds.;
Morton, 5 of 11 for 58, 1 int.

Receiving

Rams—McCutcheon, 5 for 22 yds.;
Miller, 4 for 54; Bryant, 4 for 40; Tyler,
3 for 13; Dennard, 2 for 37; Nelson, 2

for 7; Jessie, 1 for 7; Peacock, 1 for 7; Waddy, 1 for 4.

Denver—Upchurch, 4 for 76 yds.; Dolbin, 2 for 29; Odoms, 2 for 21; Preston, 2 for 8; Armstrong, 1 for 12; Lytle, 1 for 6; Turner, 1 for 6.

MISCELLANEOUS

Jack Reynolds scores first-ever NFL touchdown after Dave Elmendorf's safety blitz causes Morton to fumble.

Passing

S.F.—DeBerg, 15 of 29 for 138 yds., 2 TD; Montana, 1 of 1 for 8.

Rams—Haden, 17 of 29 for 200 yds., 2 TD, 1 int.

Receiving

S.F.—Solomon, 6 for 66 yds.; Shumann, 5 for 37, 2 TD; Elliott, 3 for 18; Owens, 1 for 17; Francis, 1 for 8.

Rams—Peacock, 3 for 47 yds.; Young, 2 for 27, 1 TD; Waddy, 2 for 27; Jessie, 2 for 22; Tyler, 2 for 16; Bryant, 2 for 14; Dennard, 1 for 24; Nelson, 1 for 11, 1 TD; McCutcheon, 1 for 8; Miller, 1 for 4.

RAMS 27, San Francisco 24 September 16, at Los Angeles

San Francisco. 10 0 0 14—24
Rams 0 14 7 6—27

S.F.—Jackson 2 run (Wersching kick)

S.F.—FG Wersching 32

Rams—Young 4 pass from Haden
(Corral kick)

Rams—Bryant 1 run (Corral kick)

Rams—Nelson 10 pass from Haden
(Corral kick)

Rams—FG Corral 49

S.F.—Shumann 10 pass from DeBerg
(Wersching kick)

Rams—FG Corral 43

S.F.—Shumann 6 pass from DeBerg
(Wersching kick)

TEAM STATISTICS

	S.F.	Rams
First Downs	17	25
Rushing Yardage	119	222
Passing Yardage	120	165
Passes	30-16-0	29-17-1
Punts	7-39.1	6-38.8
Yards Penalized	3-46	9-67
Attendance: 44,303		

INDIVIDUAL STATISTICS

Rushing

S.F.—Simpson, 18 for 73 yds.; Jackson, 7 for 20, 1 TD; Owens, 1 for 19; Elliott, 3 for 6; Francis, 1 for 1.

Rams—Bryant, 23 for 106 yds., 1 TD; Peacock, 7 for 37; Haden, 4 for 28; Tyler, 9 for 27; E. Hill, 2 for 24.

Rams 6 0 0 0—6
Tampa Bay . . . 0 21 0 0—21

Rams—Jim Youngblood 31 interception return (kick failed)

Tampa Bay—Mucker 15 pass from Williams (O'Donoghue kick)

Tampa Bay—Bell 5 run (O'Donoghue kick)

Tampa Bay—Giles 29 pass from Williams (O'Donoghue kick)

TEAM STATISTICS

	Rams	T.B.
First Downs	11	15
Rushing Yardage	110	148
Passing Yardage	76	101
Passes	35-17-1	20-5-1
Punts	8-40.0	9-44.2
Yards Penalized	5-61	4-23
Attendance: 69,497		

INDIVIDUAL STATISTICS

Rushing

Rams—Peacock, 6 for 47 yds.; Tyler, 7 for 43; Bryant, 4 for 15; McCutcheon,

8 for 9; Haden, 1 for 6; Nelson, 1 for -10

T.B.—Bell, 18 for 69 yds., 1 TD; Eckwood, 22 for 59; J. Davis, 3 for 16; Williams, 2 for 4.

Passing

Rams—Haden, 13 of 27 for 64 yds.; Ferragamo, 4 of 8 for 33, 1 int.

T.B.—Williams, 5 of 20 for 101 yds., 2 TD, 1 int.

Receiving

Rams—McCutcheon, 5 for 9 yds.; Bryant, 4 for 20; Young, 2 for 28; Dennard, 2 for 20; Peacock, 2 for 14; Tyler, 1 for 7; E. Hill, 1 for -1.

T.B.—Giles, 1 for 29 yds., 1 TD; Owens, 1 for 28; Eckwood, 1 for 25; Mucker, 1 for 15, 1 TD; Hagins, 1 for 4.

RAMS 21, St. Louis 0 September 30, at Los Angeles

St. Louis 0 0 0 0—0
Rams 7 7 0 7—21
Rams—Bryant 1 run (Corral kick)
Rams—Tyler 1 run (Corral kick)
Rams—Waddy 27 pass from Ferragamo (Corral kick)

TEAM STATISTICS

	St.L.	Rams
First Downs	9	24
Rushing Yardage	82	186
Passing Yardage	149	206
Passes	33-14-3	29-16-0
Punts	8-39.3	6-40.2
Yards Penalized	10-87	8-55
Attendance: 48,160		

INDIVIDUAL STATISTICS

Rushing

St. Louis—Anderson, 17 for 75 yds.; Morris, 5 for 11; Hart, 1 for 0; Brown, 2 for -4.

Rams—Tyler, 17 for 75 yds., 1 TD; Bryant, 12 for 37, 1 TD; Peacock, 6 for 26; E. Hill, 6 for 24; Haden, 2 for 13; McCutcheon, 3 for 11.

Passing

St. Louis—Hart, 8 of 24 for 109 yds., 3 int.; Pisarkiewicz, 6 of 9 for 46.

Rams—Haden, 14 of 24 for 170 yds.; Ferragamo, 2 of 5 for 42, 1 TD.

Receiving

St. Louis—Stief, 4 for 36 yds.; Gray, 3 for 34; Parris, 3 for 33; Tilley, 2 for 46; Anderson, 2 for 6.

Rams—Nelson, 4 for 40 yds.; Young, 3 for 49; Waddy, 2 for 61, 1 TD; Jessie, 2 for 22; Peacock, 1 for 18; Smith, 1 for 16; McCutcheon, 1 for 6; Bryant, 1 for 2; Tyler, 1 for -2.

MISCELLANEOUS

Dave Elmendorf grabs 2 interceptions as Rams notch 11th shutout in last seven years.

RAMS 35, New Orleans 17 October 7, at New Orleans

Rams 0 28 0 7—35
New Orleans 7 0 3 7—17
New Orleans—Galbreath 3 run (Yepremian kick)
Rams—Tyler 5 run (Corral kick)
Rams—Tyler 2 run (Corral kick)
Rams—Jessie 39 pass from Haden (Corral kick)
Rams—Nelson 5 pass from Haden (Corral kick)
New Orleans—FG Yepremian 32
New Orleans—Childs 6 pass from Manning (Yepremian kick)
Rams—Jessie 24 pass from Haden (Corral kick)

TEAM STATISTICS

	Rams	N.O.
First Downs	22	13
Rushing Yardage	141	102
Passing Yardage	154	132
Passes	25-12-2	32-15-5
Punts	7-39.9	4-45.3
Yards Penalized	4-26	5-23
Attendance: 68,986		

INDIVIDUAL STATISTICS

Rushing

Rams—Tyler, 16 for 63 yds., 2 TD; Bryant, 15 for 58; Haden, 2 for 17; McCutcheon, 6 for 4, Peacock, 3 for 3; E. Hill, 3 for 2, Nelson, 1 for -6.

New Orleans—Muncie, 17 for 85 yds.; Galbreath, 7 for 17, 1 TD; Manning, 1 for 0.

Passing

Rams—Haden, 12 of 25 for 176 yds., 3 TD, 2 int.

New Orleans—Manning, 15 of 32 for 143 yds., 1 TD, 5 int.

Receiving

Rams—Jessie, 4 for 93 yds., 2 TD; Waddy, 3 for 30; Tyler, 2 for 30; Dennard, 1 for 15; Nelson, 1 for 5, 1 TD; Bryant, 1 for 3.

New Orleans—Childs, 5 for 34 yds., 1 TD; Galbreath, 4 for 30; Harris, 3 for 53; Muncie, 3 for 26.

MISCELLANEOUS

Pat Thomas ties club record with 3 interceptions.

Dallas 30, RAMS 6 October 14, at Dallas

Rams 0 6 0 0—6

Dallas 6 7 17 0—30

Dallas—Hill 18 pass from Staubach (kick failed)

Dallas—Dorsett 3 pass from Staubach (Septien kick)

Rams—FG Corral 42

Rams—FG Corral 41

Dallas—Saldi 23 pass from Staubach (Septien kick)

Dallas—FG Septien 32

Dallas—Dorsett 1 run (Septien kick)

TEAM STATISTICS

	Rams	Dallas
First Downs	11	23
Rushing Yardage	59	201
Passing Yardage	99	202

Passes 30-10-2 22-15-0

Punts 7-43.4 5-50.0

Yards Penalized 5-34 7-73

Attendance: 64,462

INDIVIDUAL STATISTICS

Rushing

Rams—Tyler, 8 for 34 yds.; Bryant, 5 for 16, Peacock, 2 for 9.

Dallas—Dorsett, 24 for 103 yds., 1 TD; Staubach, 5 for 45; Newhouse, 9 for 22; Laidlaw, 6 for 21; Springs, 6 for 10.

Passing

Rams—Haden, 9 of 26 for 122 yds., 1 int.; Ferragamo, 1 of 4 for 14, 1 int.

Dallas—Staubach, 13 of 18 for 176 yds., 3 TD; White, 2 of 3 for 62; Springs, 0 of 1 for 0.

Receiving

Rams—Dennard, 5 for 82 yds.; Smith, 3 for 33; Tyler, 2 for 21.

Dallas—Saldi, 4 for 66 yds., 1 TD; Hill, 4 for 63, 1 TD; D. Pearson, 2 for 27; Wilson, 1 for 45; Johnson, 1 for 14; P. Pearson, 1 for 12; DuPree, 1 for 8; Dorsett, 1 for 3, 1 TD.

San Diego 40, RAMS 16 October 21, at Los Angeles

San Diego 7 7 17 9—40

Rams 7 0 0 9—16

San Diego—Bauer 1 run (Wood kick)

Rams—Tyler 3 run (Corral kick)

San Diego—Jefferson 65 pass from Fouts (Wood kick)

San Diego—Young 3 fumble return (Wood kick)

San Diego—FG Wood 37

San Diego—Klein 6 pass from Fouts (Wood kick)

Rams—Dennard 31 pass from Haden (Corral kick)

San Diego—FG Wood 31

San Diego—Bauer 1 run (Wood kick)

Rams—Safety, West stepped out of end zone

TEAM STATISTICS

	S.D.	Rams
First Downs	17	24
Rushing Yardage	65	104
Passing Yardage	326	233
Passes	32-17-2	42-21-4
Punts	5-31.8	5-44.2
Yards Penalized	14-118	5-36
Attendance: 64,245		

INDIVIDUAL STATISTICS

Rushing

San Diego—Mitchell, 12 for 48 yds.; C. Williams, 7 for 15; Bauer, 3 for 4, 2 TD; Matthews, 4 for 2; Owens, 6 for 0; Harris, 2 for -2; West, 1 for -2.

Rams—Tyler, 20 for 79 yds., 1 TD; Bryant, 5 for 13; Haden, 1 for 12; Dennard, 1 for 0.

Passing

San Diego—Fouts, 17 of 32 for 326 yds., 2 TD, 2 int.

Rams—Haden, 17 of 30 for 248 yds., 1 TD, 3 int.; Rutledge, 4 of 12 for 32, 1 int.

Receiving

San Diego—Joiner, 7 for 168 yds.; Jefferson, 3 for 112, 1 TD; Mitchell, 3 for 17; C. Williams, 2 for 14; Burton, 1 for 9; Klein, 1 for 6, 1 TD.

Rams—Peacock, 5 for 97 yds.; Nelson, 5 for 55; Bryant, 4 for 40; Dennard, 3 for 54, 1 TD; Tyler, 3 for 19; Smith, 1 for 15.

New York Giants 20, RAMS 14

October 28, at Los Angeles

N.Y. Giants	3	7	3	7—20
Rams	0	0	7	7—14

N.Y. Giants—FG Danelo 49

N.Y. Giants—Shirk 19 pass from Simms (Danelo kick)

N.Y. Giants—FG Danelo 31

Rams—E. Hill 21 pass from Haden (Corral kick)

N.Y. Giants—Perkins 14 pass from Simms (Danelo kick)

Rams—Dennard 3 pass from Haden (Corral kick)

TEAM STATISTICS

	N.Y.G.	Rams
First Downs	10	20
Rushing Yardage	110	95
Passing Yardage	124	271
Passes	23-9-1	36-21-4
Punts	8-44.3	5-40.6
Yards Penalized	10-94	8-53
Attendance: 43,376		

INDIVIDUAL STATISTICS

Rushing

N.Y. Giants—Simms, 5 for 46 yds.; Taylor, 15 for 39; Kotar, 13 for 30; Jennings, 1 for 2; Gray, 1 for -7.

Rams—Tyler, 11 for 37 yds.; Bryant, 8 for 32; E. Hill, 5 for 17; Peacock, 5 for 5; Clark, 1 for 3; Haden, 1 for 1.

Passing

N.Y. Giants—Simms, 9 of 22 for 173 yds., 2 TD, 1 int.; Dean, 0 of 1 for 0.

Rams—Haden, 20 of 35 for 282 yds., 2 TD, 4 int.; Clark, 1 of 1 for 2.

Receiving

N.Y. Giants—Kotar, 4 for 57 yds.; Perkins, 3 for 42, 1 TD; Scales, 1 for 55; Shirk, 1 for 19, 1 TD.

Rams—Dennard, 7 for 94 yds., 1 TD; Smith, 3 for 49; Peacock, 3 for 40; Nelson, 2 for 41; E. Hill, 2 for 28, 1 TD; Tyler, 2 for 17; Young, 1 for 13; Andrews, 1 for 2.

RAMS 24, Seattle 0

November 4, at Seattle

Rams	14	7	3	0—24
Seattle	0	0	0	0—0

Rams—Tyler 3 run (Corral kick)

Rams—Young 1 pass from Haden (Corral kick)

Rams—D. Hill 17 pass from Haden (Corral kick)

Rams—FG Corral 23

TEAM STATISTICS

	Rams	Seattle
First Downs	29	1
Rushing Yardage	303	23
Passing Yardage	172	-30
Passes	30-20-1	17-2-0
Punts	6-33.8	11-39.6
Yards Penalized	9-80	6-40
Attendance: 62,048		

INDIVIDUAL STATISTICS

Rushing

Rams—Tyler, 9 for 86 yds., 1 TD; McCutcheon, 18 for 82; Peacock, 13 for 57; E. Hill, 9 for 42; Dennard, 2 for 23; Bryant, 9 for 11; Haden, 1 for 3; Rutledge, 2 for -1.

Seattle—Smith, 7 for 16 yds.; Moore, 2 for 7; Hunter, 1 for 3; Doornink, 1 for -3.

Passing

Rams—Haden, 17 of 21 for 172 yds., 2 TD; Rutledge, 3 of 9 for 22, 1 int.

Seattle—Zorn, 2 of 17 for 25 yds.

Receiving

Rams—Dennard, 5 for 93 yds.; McCutcheon, 3 for 24; Peacock, 3 for 23; Young, 3 for 13, 1 TD; Bryant, 3 for 12; D. Hill, 2 for 23, 1 TD; Smith, 1 for 6.

Seattle—Largent, 2 for 25 yds.

MISCELLANEOUS

Rams set NFL record by holding Seattle to -7 total net yards and tie NFL record by allowing 0 rushing first downs. Rams set club record by allowing 1 first down and Pat Haden sets record by completing 13 straight passes.

Chicago 27, RAMS 23 November 11, at Chicago

Rams	9	7	7	0-23
Chicago	0	7	7	13-27
Rams—FG Corral 27				

Rams—Jodat 13 return of blocked punt (bad snap)

Rams—Nelson 18 pass from Rutledge (Corral kick)

Chicago—Williams 7 pass from Phipps (Thomas kick)

Chicago—Watts 68 pass from Phipps (Thomas kick)

Rams—Tyler 63 run (Corral kick)

Chicago—FG Thomas 38

Chicago—FG Thomas 35

Chicago—Payton 2 run (Thomas kick)

TEAM STATISTICS

	Rams	Chicago
First Downs	16	19
Rushing Yardage	245	82
Passing Yardage	76	190
Passes	15-7-2	33-16-0
Punts	4-45.3	8-32.0
Yards Penalized	7-54	5-45
Attendance: 51,483		

INDIVIDUAL STATISTICS

Rushing

Rams—Tyler, 17 for 129 yds., 1 TD; Bryant, 14 for 66; Rutledge, 3 for 28; Peacock, 5 for 22; McCutcheon, 1 for 0.

Chicago—Payton, 18 for 41 yds., 1 TD; Williams, 12 for 38; Earl, 2 for 2; Phipps, 3 for 1.

Passing

Rams—Rutledge, 6 of 11 for 71 yds., 1 TD, 2 int.; Lee, 1 of 4 for 24.

Chicago—Phipps, 16 of 33 for 239 yds., 2 TD.

Receiving

Rams—Nelson, 2 for 33 yds., 1 TD; Bryant, 2 for 26; Smith, 1 for 17; Dennard, 1 for 11; Tyler, 1 for 8.

Chicago—Watts, 6 for 147 yds., 1 TD; Williams, 5 for 34, 1 TD; Baschnagel, 2 for 29; Schubert, 1 for 15; Payton, 1 for 9; Cobb, 1 for 5.

RAMS 20, Atlanta 14**November 19, at Los Angeles**

Atlanta 0 0 7 7-14
 Rams 7 7 0 6-20
 Rams—Dennard 29 pass from Ferragamo (Corral kick)
 Rams—Waddy 40 pass from Ferragamo (Corral kick)
 Atlanta—Francis 15 pass from Jones (Mazzetti kick)
 Rams—Bryant 11 run (kick failed)
 Atlanta—Francis 33 pass from Jones (Mazzetti kick)

TEAM STATISTICS

	Atlanta	Rams
First Downs	19	18
Rushing Yardage	201	179
Passing Yardage	135	160
Passes	25-11-2	22-9-1
Punts	5-36.4	5-41.2
Yards Penalized	6-56	7-40
Attendance: 54,097		

INDIVIDUAL STATISTICS**Rushing**

Atlanta—Bean, 17 for 104 yds.; Andrews, 16 for 80; Jones, 2 for 14; Strong, 1 for 3.

Rams—Tyler, 21 for 111 yds.; Bryant, 17 for 63, 1 TD; Dennard, 1 for 9; Ferragamo, 2 for -4.

Passing

Atlanta—Jones, 11 of 24 for 181 yds., 2 TD, 2 int.; Moroski, 0 of 1 for 0.

Rams—Ferragamo, 9 of 22 for 171 yds., 2 TD, 1 int.

Receiving

Atlanta—Francis, 5 for 84 yds., 2 TD; Bean, 2 for 62; Jenkins, 2 for 25; Andrews, 1 for 5; Mitchell, 1 for 5.

Rams—Dennard, 4 for 82 yds., 1 TD; Nelson, 4 for 49; Waddy, 1 for 40, 1 TD.

MISCELLANEOUS

Vince Ferragamo makes his first NFL start and Wendell Tyler gains over 100 yards for the second straight week.

RAMS 26, San Francisco**November 25, at San Francisco**

Rams 3 10 13 0-26
 San Francisco . . . 7 10 0 3-20
 S.F.—Hofer 2 run (Wersching kick)
 Rams—FG Corral 23
 Rams—Justin 80 return of blocked field goal (Corral kick)
 S.F.—FG Wersching 43
 Rams—FG Corral 24
 S.F.—Solomon 38 pass from DeBerg (Wersching kick)
 Rams—Tyler 71 pass from Ferragamo (Corral kick)
 Rams—Smith 30 pass from Lee (Corral kick)
 S.F.—FG Wersching 19

TEAM STATISTICS

	Rams	S.F.
First Downs	18	22
Rushing Yardage	124	136
Passing Yardage	198	238
Passes	24-12-2	34-21-2
Punts	5-38.2	6-36.0
Yards Penalized	6-27	5-61
Attendance: 49,282		

INDIVIDUAL STATISTICS**Rushing**

Rams—Tyler, 27 for 94 yds.; Bryant, 12 for 35; Lee, 2 for -5.

S.F.—Hofer, 14 for 76 yds., 1 TD; Simpson, 5 for 30; Francis, 6 for 12; Jackson, 8 for 12; DeBerg, 2 for 4; Elliott, 1 for 2.

Passing

Rams—Ferragamo, 9 of 20 for 149 yds., 1 TD, 2 int.; Lee, 3 of 4 for 58, 1 TD.

S.F.—DeBerg, 21 of 34 for 257 yds., 1 TD, 2 int.

Receiving

Rams—Tyler, 4 for 95 yds., 1 TD; Smith, 2 for 50, 1 TD; Dennard, 2 for 31; Bryant, 2 for 11; Nelson, 1 for 11; Waddy, 1 for 9.

S.F.—Jackson, 5 for 74 yds.; Hofer,

3 for 29; Francis, 3 for 28; Bruer, 3 for 12; Shumann, 2 for 30; MacAfee, 2 for 22; Solomon, 1 for 38, 1 TD; Elliott, 1 for 17; Simpson, 1 for 7.

MISCELLANEOUS

Ron Smith catches first NFL touch-down pass that proves to be game winner. Drew Hill sets club record with 40 kickoff returns in a season.

RAMS 27, Minnesota 21 OT December 2, at Los Angeles

Minnesota 7 7 0 7 0—21
Los Angeles . . . 7 7 7 0 6—27

Rams—Harris 51 return of blocked punt (Corral kick)

Minnesota—LeCount 36 pass from Kramer (Danmeier kick)

Minnesota—White 6 pass from Kramer (Danmeier kick)

Rams—Bryant 2 run (Corral kick)

Rams—Dennard 41 pass from Lee (Corral kick)

Minnesota—Rashad 22 pass from Kramer (Danmeier kick)

Rams—Cromwell 5 run (No PAT attempted)

TEAM STATISTICS

	Minn.	Rams
First Downs	26	14
Rushing Yardage	141	126
Passing Yardage	268	174
Passes	42-21-3	25-12-2
Punts	7-38.7	10-40.4
Yards Penalized	7-65	9-90
Attendance: 56,700		

INDIVIDUAL STATISTICS

Rushing

Minnesota—Young, 16 for 70 yds.; Brown, 18 for 52; Kramer, 2 for 15; McClanahan, 1 for 2; R. Miller, 1 for 2.

Rams—Bryant, 14 for 44 yds., 1 TD; McCutcheon, 7 for 39; Tyler, 13 for 36; Cromwell, 1 for 5, 1 TD; Ferragamo, 1 for 2; Lee, 2 for 0.

Passing

Minnesota—Kramer, 21 of 42 for 297 yds., 3 TD, 3 int.

Rams—Ferragamo, 4 of 10 for 22 yds., 1 int.; Lee, 7 of 14 for 161, 1 TD, 1 int.; Clark 1 of 1 for 30.

Receiving

Minnesota—Rashad, 6 for 102 yds., 1 TD; Brown, 5 for 56; White, 4 for 55, 1 TD; Young, 3 for 27; LeCount, 1 for 36, 1 TD; Voight, 1 for 13; Tucker, 1 for 8.

Rams—Smith, 3 for 99 yds.; Tyler, 3 for 17; Dennard, 2 for 57, 1 TD; Bryant, 1 for 20; McCutcheon, 1 for 9; Young, 1 for 6; Waddy, 1 for 5.

MISCELLANEOUS

For the third time in four weeks, the Rams turned a blocked kick into a touchdown. Rams win first-ever overtime game in Coliseum.

RAMS 34, Atlanta 13 December 9, at Atlanta

Rams 0 28 3 3—34
Atlanta 0 6 0 7—13

Rams—Tyler 5 run (Corral kick)

Atlanta—Stanback 2 run (kick failed)

Rams—Waddy 25 pass from Ferragamo (Corral kick)

Rams—Jim Youngblood 34 interception return (Corral kick)

Rams—Bryant 4 run (Corral kick)

Rams—FG Corral 18
Rams—FG Corral 24
Atlanta—Moroski 2 run (Mazzetti kick)

TEAM STATISTICS

	Rams	Atlanta
First Downs	15	24
Rushing Yardage	171	108
Passing Yardage	177	239
Passes	15-10-2	41-24-2
Punts	2-37.5	3-39.0
Yards Penalized	3-24	8-85
Attendance: 49,236		

INDIVIDUAL STATISTICS

Rushing

Rams—Tyler 18 for 138 yds., 1 TD; Bryant, 9 for 23, 1 TD; McCutcheon, 2 for 5; Jodat, 4 for 3; E. Hill, 2 for 2.

Atlanta—Stanback, 11 for 33 yds., 1 TD; Moroski, 3 for 31, 1 TD; Andrews, 13 for 28; Mayberry, 4 for 16; James, 1 for 0.

Passing

Rams—Ferragamo, 10 of 15 for 188 yds., 1 TD, 2 int.

Atlanta—Bartkowski, 16 of 27 for 179 yds., 2 int.; Moroski, 8 of 14 for 97.

Receiving

Rams—Dennard, 3 for 62 yds.; D. Hill, 2 for 71; Bryant, 2 for 1; Waddy, 1 for 25, 1 TD; Nelson, 1 for 17; Tyler, 1 for 12.

Atlanta—Francis, 10 for 108 yds.; Stanback, 4 for 31; Jackson, 3 for 40; Jenkins, 2 for 46; Andrews, 2 for 18; Mitchell, 1 for 14; Ryckman, 1 for 13; Mayberry, 1 for 6.

MISCELLANEOUS

Rams clinch 7th straight NFC West title to set NFL record.

New Orleans 29, RAMS 14

December 16, at Los Angeles

New Orleans.. 0 14 6 9—29

Rams 7 0 0 7—14

Rams—Tyler 1 run (Corral kick)

New Orleans—Owens 8 pass from Manning (Yepremian kick)

New Orleans—Strachan 10 run (Yepremian kick)

New Orleans—FG Yepremian 35

New Orleans—FG Yepremian 24

New Orleans—Strachan 1 run (Yepremian kick)

Rams—E. Hill 1 run (Corral kick)

New Orleans—Safety, Ferragamo tackled by Grooms

TEAM STATISTICS

	N.O.	Rams
First Downs	23	16
Rushing Yardage	276	176
Passing Yardage	146	114
Passes	15-10-3	26-14-2
Punts	4-45.5	5-33.8
Yards Penalized	5-82	2-15
Attendance: 53,879		

INDIVIDUAL STATISTICS

Rushing

New Orleans—Strachan, 18 for 93 yds., 2 TD; Muncie, 20 for 91; Holmes, 12 for 54; Manning, 3 for 32; Wilson, 1 for 6.

Rams—Tyler, 18 for 141 yds., 1 TD; Bryant, 6 for 29; E. Hill, 2 for 3, 1 TD; Jodat, 2 for 3.

Passing

New Orleans—Manning, 10 of 15 for 162 yds., 1 TD, 3 int.

Rams—Ferragamo, 14 of 26 for 159 yds., 2 int.

Receiving

New Orleans—Owens, 3 for 38 yds., 1 TD; Childs, 2 for 62; Muncie, 2 for 29; Chandler, 2 for 20; Holmes, 1 for 13.

Rams—Dennard, 4 for 64 yds.; Tyler, 3 for 25; Bryant, 2 for 19; Waddy, 2 for 19; Smith, 1 for 15; E. Hill, 1 for 9; Young, 1 for 8.

NFC PLAYOFFS

RAMS 21, Dallas 19

December 30, at Dallas

Rams 0 14 0 7—21

Dallas 2 3 7 7—19

Dallas—Safety, Ferragamo tackled by R. White

Rams—Tyler 32 pass from Ferragamo (Corral kick)

Dallas—FG Septien 33

Rams—Smith 43 pass from Ferragamo (Corral kick)

Dallas—Springs 1 run (Septien kick)

Dallas—Saldi 2 pass from Staubach (Septien kick)

Rams—Waddy 50 pass from Ferragamo (Corral kick)

TEAM STATISTICS

	Rams	Dallas
First Downs	16	16
Rushing Yardage	159	156
Passing Yardage	202	124
Passes	21-9-2	29-12-1
Punts	5-40.6	8-36.8
Yards Penalized	6-44	7-55
Attendance: 64,792		

INDIVIDUAL STATISTICS

Rushing

Rams—Tyler, 19 for 82 yds.; Bryant, 17 for 67; Cromwell, 1 for 7; Waddy, 1 for 3; Ferragamo, 1 for 0.

Dallas—Dorsett, 19 for 87 yds.; DuPree, 1 for 27; Newhouse, 7 for 21; Springs, 5 for 20, 1 TD; Staubach, 1 for 3; P. Pearson, 1 for -2.

Passing

Rams—Ferragamo, 9 of 21 for 210 yds., 3 TD, 2 int.

Dallas—Staubach, 12 of 28 for 124 yds., 1 TD, 1 int.; Springs, 0 of 1 for 0.

Receiving

Rams—Waddy, 3 for 97 yds., 1 TD; Smith 2 for 55, 1 TD; Tyler, 2 for 40, 1 TD; Dennard, 1 for 15; Bryant, 1 for 3.

Dallas—D. Pearson, 3 for 61 yds.; DuPree, 2 for 26; Saldi, 2 for 17, 1 TD; P. Pearson, 2 for 15; Johnson, 1 for 3; Springs, 1 for 2; Hill, 1 for 0.

NFC CHAMPIONSHIP

RAMS 9, Tampa Bay 0

January 6, 1980, at Tampa Bay

Rams	0	6	0	3—9
Tampa Bay . . .	0	0	0	0—0
Rams—FG Corral	19			
Rams—FG Corral	21			
Rams—FG Corral	23			

TEAM STATISTICS

	Rams	T.B.
First Downs . . .	23	7
Rushing Yardage	216	92
Passing Yardage	153	85
Passes	23-12-0	27-5-1
Punts	5-37.2	8-37.1
Yards Penalized	3-20	4-45
Attendance: 72,033		

INDIVIDUAL STATISTICS

Rushing

Rams—Bryant, 18 for 106 yds.; Tyler, 28 for 86; McCutcheon, 6 for 26; Ferragamo, 1 for -2.

T.B.—Bell, 20 for 59 yds.; Mucker, 1 for 24; Eckwood, 2 for 5; J. Davis, 2 for 4; Rae, 1 for 0.

Passing

Rams—Ferragamo, 12 of 23 for 163 yds.

T.B.—Williams, 2 of 13 for 12 yds., 1 int.; Rae, 2 of 13 for 42; Eckwood, 1 of 1 for 42.

Receiving

Rams—Bryant, 4 for 39 yds.; Dennard, 3 for 56; Young, 3 for 39; Nelson, 1 for 15; Tyler, 1 for 14.

T.B.—Hagins, 2 for 42 yds.; Bell, 2 for 12; Mucker, 1 for 42.

MISCELLANEOUS

Rams win first-ever NFC Championship to advance to Super Bowl XIV.

SUPER BOWL XIV

Pittsburgh 31, RAMS 19

January 20, 1980, at Pasadena

Rams	7	6	6	0—19
Pittsburgh . . .	3	7	7	14—31
Pittsburgh—FG Bahr	41			
Rams—Bryant 1 run (Corral kick)				
Pittsburgh—Harris 1 run (Bahr kick)				
Rams—FG Corral	31			
Rams—FG Corral	45			
Pittsburgh—Swann 47 pass from Bradshaw (Bahr kick)				

Rams—Smith 24 pass from
 McCutcheon (kick failed)
 Pittsburgh—Stallworth 73 pass from
 Bradshaw (Bahr kick)
 Pittsburgh—Harris 1 run (Bahr kick)

TEAM STATISTICS

	Rams	Pitt.
First Downs	16	19
Rushing Yardage	107	84
Passing Yardage	194	309
Passes	26-16-1	21-14-3
Punts	5-44.0	2-42.5
Yards Penalized	2-26	6-65

Attendance: 103,985

INDIVIDUAL STATISTICS

Rushing

Rams—Tyler, 17 for 60 yds.; Bryant, 6 for 30, 1 TD; McCutcheon, 5 for 10; Ferragamo, 1 for 7.

Pitt.—Harris, 20 for 46 yds., 2 TD; Bleier, 10 for 25; Bradshaw, 3 for 9; Thornton, 4 for 4.

Passing

Rams—Ferragamo, 15 of 25 for 212 yds., 1 int.; McCutcheon, 1 of 1 for 24, 1 TD.

Pitt.—Bradshaw, 14 of 21 for 309 yds., 2 TD, 3 int.

Receiving

Rams—Waddy, 3 for 75 yds.; Bryant, 3 for 21; Tyler, 3 for 20; Dennard, 2 for 32; Nelson, 2 for 20; D. Hill, 1 for 28; Smith, 1 for 24, 1 TD; McCutcheon, 1 for 16.

Pitt.—Swann, 5 for 79 yds., 1 TD; Stallworth, 3 for 121, 1 TD; Harris, 3 for 66; Cunningham, 2 for 21; Thornton, 1 for 22.

the clubhouse favorite

Drink 7-Up, the clubhouse
 favorite at Del Taco.



"Seven-Up,"
 "7Up," "The Un-
 cola" and "UN"
 are trademarks
 identifying the
 product of the
 Seven-Up Com-
 pany. Printed in
 U.S.A.

© 1980 Del Taco, Inc.

1979 NFL Standings

AMERICAN FOOTBALL CONFERENCE

	Eastern Division					
	W	L	T	Pct.	Pts.	OP
*Miami.....	10	6	0	.625	341	257
New England.....	9	7	0	.563	411	326
N.Y. Jets.....	8	8	0	.500	337	383
Buffalo.....	7	9	0	.438	268	279
Baltimore.....	5	11	0	.313	271	351

	Central Division					
*Pittsburgh.....	12	4	0	.750	416	262
†Houston.....	11	5	0	.688	362	331
Cleveland.....	9	7	0	.563	359	352
Cincinnati.....	4	12	0	.250	337	421

	Western Division					
*San Diego.....	12	4	0	.750	411	246
†Denver.....	10	6	0	.625	289	262
Seattle.....	9	7	0	.563	378	372
Oakland.....	9	7	0	.563	365	337
Kansas City.....	7	9	0	.438	238	262

NATIONAL FOOTBALL CONFERENCE

	Eastern Division					
	W	L	T	Pct.	Pts.	OP
*Dallas.....	11	5	0	.688	371	313
†Philadelphia.....	11	5	0	.688	339	282
Washington.....	10	6	0	.625	348	295
N.Y. Giants.....	6	10	0	.375	237	323
St. Louis.....	5	11	0	.313	307	358

	Central Division					
*Tampa Bay.....	10	6	0	.625	273	237
†Chicago.....	10	6	0	.625	306	249
Minnesota.....	7	9	0	.438	259	337
Green Bay.....	5	11	0	.313	246	316
Detroit.....	2	14	0	.125	219	365

	Western Division					
*Los Angeles.....	9	7	0	.563	323	309
New Orleans.....	8	8	0	.500	370	360
Atlanta.....	6	10	0	.375	300	388
San Francisco.....	2	14	0	.125	308	416

*Division Champion †Wild Card

1979 NFL Scores

ATLANTA (6-10)			BALTIMORE (5-11)			BUFFALO (7-9)		
40	at New Orleans	34	0	at Kansas City	14	7	Miami	9
14	at Philadelphia	10	26	Tampa Bay	29	51	Cincinnati	24
17	Denver	20 OT	10	at Cleveland	13	19	at San Diego	27
23	at Detroit	24	13	at Pittsburgh	17	46	New York Jets	31
7	Washington	16	13	Buffalo	31	31	at Baltimore	13
25	Green Bay	7	10	New York Jets	8	0	Chicago	7
19	at Oakland	50	16	Houston	28	7	at Miami	17
15	at San Francisco	20	14	at Buffalo	13	13	Baltimore	14
28	Seattle	31	31	New England	26	20	at Detroit	17
17	Tampa Bay	14	38	Cincinnati	28	6	New England	26
3	at New York Giants	24	0	at Miami	19	14	at New York Jets	12
14	at Los Angeles	20	21	at New England	50	19	Green Bay	12
6	New Orleans	37	24	Miami	28	16	at New England	13
28	at San Diego	26	17	at New York Jets	30	15	Denver	19
13	Los Angeles	34	7	Kansas City	10	3	at Minnesota	10
31	San Francisco	21	31	at New York Giants	7	0	at Pittsburgh	28
300		388	271		351	268		279
CHICAGO (10-6)			CINCINNATI (4-12)			CLEVELAND (9-7)		
6	Green Bay	3	0	at Denver	10	25	at New York Jets	22
26	Minnesota	7	24	at Buffalo	51	27	at Kansas City	24
20	at Dallas	24	14	New England	20	13	Baltimore	10
16	at Miami	31	27	Houston	30	26	Dallas	7
13	Tampa Bay	17	13	at Dallas	38	10	at Houston	31
7	at Buffalo	0	7	Kansas City	10	35	Pittsburgh	51
7	New England	27	34	Pittsburgh	10	9	Washington	13
27	at Minnesota	30	27	at Cleveland	28	28	Cincinnati	27
28	at San Francisco	27	37	Philadelphia	13	38	at St. Louis	20
35	Detroit	7	28	at Baltimore	36	24	at Philadelphia	19
27	Los Angeles	23	24	San Diego	26	24	Seattle	29
23	New York Jets	13	21	at Houston	42	30	Miami	24
0	at Detroit	20	34	St. Louis	28	30	at Pittsburgh	33
14	at Tampa Bay	0	17	at Pittsburgh	37	14	Houston	7
15	at Green Bay	14	14	at Washington	28	14	at Oakland	19
42	St. Louis	6	16	Cleveland	12	12	at Cincinnati	16
306		249	337		421	359		352
DALLAS (11-5)			DENVER (10-6)			DETROIT (2-14)		
22	at St. Louis	21	10	Cincinnati	0	16	at Tampa Bay	31
21	at San Francisco	13	9	Los Angeles	13	24	Washington	27
24	Chicago	20	20	at Atlanta	17	10	at New York Jets	31
7	at Cleveland	26	37	Seattle	34	24	Atlanta	23
38	Cincinnati	13	-3	at Oakland	27	10	Minnesota	13
36	at Minnesota	20	7	San Diego	0	17	at New England	24
30	Los Angeles	6	24	at Kansas City	10	16	at Green Bay	24
22	St. Louis	13	7	at Pittsburgh	42	7	at New Orleans	17
3	at Pittsburgh	14	20	Kansas City	3	17	Buffalo	20
16	at New York Giants	14	10	New Orleans	3	7	at Chicago	35
21	Philadelphia	31	45	New England	10	14	Tampa Bay	16
20	at Washington	34	38	at San Francisco	28	7	at Minnesota	14
24	Houston	30	10	Oakland	14	20	Chicago	0
28	New York Giants	7	19	at Buffalo	18	7	at Philadelphia	44
24	at Philadelphia	17	23	at Seattle	28	10	Miami	28
35	Washington	34	7	at San Diego	17	13	Green Bay	18
371		313	289		262	219		365
GREEN BAY (5-11)			HOUSTON (11-5)			KANSAS CITY (7-9)		
3	at Chicago	6	29	at Washington	27	14	Baltimore	0
28	New Orleans	19	7	at Pittsburgh	38	24	Cleveland	27
10	Tampa Bay	21	20	Kansas City	6	6	at Houston	20
21	at Minnesota	27 OT	30	at Cincinnati	27	35	Oakland	7
27	New England	14	31	Cleveland	10	24	at Seattle	6
7	at Atlanta	25	17	St. Louis	24	10	at Cincinnati	7
24	Detroit	18	28	at Baltimore	16	10	Denver	24
3	at Tampa Bay	21	14	at Seattle	34	17	New York Giants	21
7	at Miami	27	27	New York Jets	24	3	at Denver	20
22	New York Jets	27	9	at Miami	6	14	San Diego	20
19	Minnesota	7	31	Oakland	17	3	Pittsburgh	30
12	at Buffalo	19	42	Cincinnati	21	24	at Oakland	21
10	Philadelphia	21	30	at Dallas	24	7	at San Diego	28
21	at Washington	38	7	at Cleveland	14	37	Seattle	21
14	Chicago	15	20	Pittsburgh	17	10	at Baltimore	7
16	at Detroit	13	20	Philadelphia	26	0	at Tampa Bay	3
246		316	362		331	238		262

LOS ANGELES (8-7)		MIAMI (10-6)		MINNESOTA (7-9)	
17	Oakland	24	9	at Buffalo	7
13	at Denver	9	19	Seattle	10
27	San Francisco	24	27	at Minnesota	12
6	at Tampa Bay	21	31	Chicago	16
21	St. Louis	0	27	at New York Jets	33
35	at New Orleans	17	3	at Oakland	13
6	at Dallas	30	17	Buffalo	7
16	San Diego	40	13	at New England	28
14	New York Giants	20	27	Green Bay	7
24	at Seattle	0	6	Houston	9
23	at Chicago	27	19	Baltimore	0
20	Atlanta	14	24	at Cleveland	30
26	at San Francisco	20	28	at Baltimore	24
27	Minnesota	21 OT	39	New England	24
34	at Atlanta	13	28	at Detroit	10
14	New Orleans	29	24	New York Jets	27
323		305	341		257
					259
					337

NEW ENGLAND (9-7)		NEW ORLEANS (8-8)		NEW YORK GIANTS (6-10)	
13	Pittsburgh	16 OT	34	Atlanta	40 OT
56	New York Jets	3	19	at Green Bay	28
20	at Cincinnati	14	14	Philadelphia	26
27	San Diego	21	30	at San Francisco	21
14	at Green Bay	27	24	New York Giants	14
24	Detroit	17	17	Los Angeles	35
27	at Chicago	7	42	at Tampa Bay	14
28	Miami	13	17	Detroit	7
26	at Baltimore	31	14	at Washington	10
26	at Buffalo	6	3	at Denver	10
10	at Denver	45	31	San Francisco	20
50	Baltimore	21	24	at Seattle	38
13	Buffalo	16	37	at Atlanta	6
24	at Miami	39	35	Oakland	42
26	at New York Jets	27	0	San Diego	35
27	Minnesota	23	29	at Los Angeles	14
411		326	370		360
					237
					323

NEW YORK JETS (8-8)		OAKLAND (9-7)		PHILADELPHIA (11-5)	
22	Cleveland	25	24	at Los Angeles	17
3	at New England	56	10	at San Diego	30
31	Detroit	10	10	at Seattle	27
31	at Buffalo	46	7	at Kansas City	35
33	Miami	27	27	Denver	3
8	at Baltimore	10	13	Miami	3
14	Minnesota	7	50	Atlanta	19
25	Oakland	19	19	at New York Jets	28
24	at Houston	27	45	San Diego	22
27	at Green Bay	22	23	San Francisco	10
12	Buffalo	14	17	at Houston	31
13	at Chicago	23	21	Kansas City	24
7	at Seattle	30	14	at Denver	10
30	Baltimore	17	42	at New Orleans	35
27	New England	26	19	Cleveland	14
27	at Miami	24	24	Seattle	29
337		383	365		337
					339
					282

PITTSBURGH (12-4)		ST. LOUIS (5-11)		SAN DIEGO (12-4)	
16	at New England	13 OT	21	Dallas	22
38	Houston	7	27	at New York Giants	14
24	at St. Louis	21	21	Pittsburgh	24
17	Baltimore	13	7	Washington	17
14	at Philadelphia	17	0	at Los Angeles	21
51	at Cleveland	35	24	at Houston	17
10	at Cincinnati	34	20	Philadelphia	24
42	Denver	7	13	at Dallas	22
14	Dallas	3	20	Cleveland	38
38	Washington	7	37	Minnesota	7
30	at Kansas City	3	28	at Washington	30
7	at San Diego	35	13	at Philadelphia	16
33	Cleveland	30	26	at Cincinnati	34
37	Cincinnati	17	13	San Francisco	10
17	at Houston	20	29	New York Giants	20
28	Buffalo	0	6	at Chicago	42
416		262	307		358
					411
					246

SAN FRANCISCO (2-14)		
22	at Minnesota	28
13	Dallas	21
24	at Los Angeles	27
21	New Orleans	30
9	at San Diego	31
24	Seattle	35
15	at New York Giants	32
20	Atlanta	15
27	Chicago	28
10	at Oakland	23
20	at New Orleans	51
28	Denver	38
20	Los Angeles	26
10	at St. Louis	13
23	Tampa Bay	7
21	at Atlanta	31
308		416

SEATTLE (9-7)		
16	San Diego	33
10	at Miami	19
27	Oakland	10
34	at Denver	37
6	Kansas City	24
35	at San Francisco	24
10	at San Diego	20
34	Houston	14
31	at Atlanta	28
0	Los Angeles	24
29	at Cleveland	24
38	New Orleans	24
30	New York Jets	7
21	at Kansas City	37
28	Denver	23
29	at Oakland	24
378		372

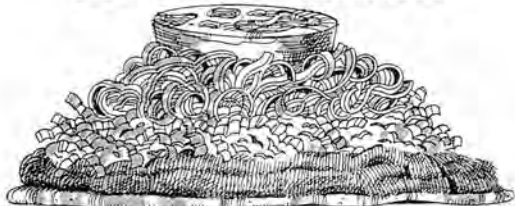
TAMPA BAY (10-6)		
31	Detroit	16
29	at Baltimore	26 OT
21	at Green Bay	10
21	Los Angeles	6
17	at Chicago	13
14	at New York Giants	17
14	New Orleans	42
21	Green Bay	3
12	at Minnesota	10
14	at Atlanta	17
16	at Detroit	14
31	New York Giants	3
22	Minnesota	23
0	Chicago	14
7	at San Francisco	23
3	Kansas City	0
273		237


27	Houston	29
27	at Detroit	24
27	New York Giants	0
17	at St. Louis	7
16	at Atlanta	7
17	at Philadelphia	29

WASHINGTON (10-6)		
13	at Cleveland	3
17	Philadelphia	7
10	New Orleans	14
7	at Pittsburgh	38
30	St. Louis	28
34	Dallas	20

6	at New York Giants	14
38	Green Bay	21
28	Cincinnati	14
34	at Dallas	35
348		295

tasty tostada pileup at Del Taco



Just start at the top of the pile and work your way to the bottom of a Del Taco tostada. You'll find a heap of good taste, from the fresh lettuce and tomato, to the tangy shredded cheese, spicy beans and  crispy tortilla. One treat you can always take time-out for.

Del Taco

1979 Rams Attendance

HOME

AWAY

PRESEASON GAMES

Oakland Raiders	46,319	New England Patriots.....	26,324
Seattle Seahawks	46,083		
San Diego Chargers	50,089		
	152,491		

REGULAR SEASON GAMES

Oakland Raiders	59,000	Denver Broncos	74,884
San Francisco 49ers	44,303	Tampa Bay Buccaneers	69,497
St. Louis Cardinals	47,160	New Orleans Saints	68,986
San Diego Chargers	64,245	Dallas Cowboys	64,462
New York Giants	43,376	Seattle Seahawks	62,048
Atlanta Falcons	54,097	Chicago Bears	51,483
Minnesota Vikings	56,700	San Francisco 49ers	49,282
New Orleans Saints	53,879	Atlanta Falcons	49,236
	422,760		489,878

POSTSEASON GAMES

		Dallas Cowboys	64,792
Home Game Total	575,251	Tampa Bay Buccaneers	72,033
		Pittsburgh Steelers	103,985
League Game Total	912,638		240,810

1979 Grand Total 1,332,263

FINGERTIP ATTENDANCE INFORMATION

Largest Attendance Marks

One Season:	1,344,391(1973)—21 games
League Season:	912,638(1979)—16 games
Home Season:	840,799(1975)—13 games
Home League Season:	535,194(1974)— 7 games
	502,084(1958)— 6 games
Preseason Game:	95,985 (Redskins at L.A., 1951)
Regular Season Game:	102,368 (49ers at L.A., 1957)
Postseason Game:	103,985 (Super Bowl XIV)
Road League Game:	82,514 (Cleveland, 1968)

Home Games Drawing 80,000 or More

102,368 (49ers, 1957)	87,695 (Browns, 1955)	82,788 (Redskins, 1956)
100,470 (Bears, 1958)	87,582 (Redskins, 1952)	82,678 (Redskins, 1953)
100,202 (Colts, 1958)	87,381 (Cowboys, 1969)	81,703 (Lions, 1958)
95,985 (Redskins, 1951)	87,313 (Redskins, 1974)	81,428 (Cowboys, 1973)
95,082 (49ers, 1958)	87,187 (Cowboys, 1971)	80,889 (Redskins, 1947)
94,376 (49ers, 1959)	85,888 (Redskins, 1959)	80,558 (Packers, 1973)
93,751 (Lions, 1953)	85,865 (49ers, 1953)	80,532 (49ers, 1976)
93,621 (49ers, 1954)	85,302 (49ers, 1955)	80,456 (Bears, 1957)
90,535 (Packers, 1955)	84,752 (49ers, 1954)	80,430 (Vikings, 1969)
90,266 (Vikings, 1974)	84,483 (Cowboys playoff, 1976)	80,402 (Redskins, 1971)
90,135 (Redskins, 1950)	84,324 (Bills, 1974)	80,118 (Redskins playoff, 1974)
		80,050 (49ers, 1971)

Recent Seasonal Totals:

1952: 944,744 (20 games)	1961: 883,435 (19 games)	1970: 1,247,970 (20 games)
1953: 817,946 (19 games)	1962: 821,404 (19 games)	1971: 1,296,708 (21 games)
1954: 839,633 (19 games)	1963: 829,165 (19 games)	1972: 1,287,474 (20 games)
1955: 994,589 (20 games)	1964: 896,083 (19 games)	1973: 1,344,391 (21 games)
1956: 886,895 (19 games)	1965: 736,085 (19 games)	1974: 1,283,522 (22 games)
1957: 1,051,106 (19 games)	1966: 917,838 (19 games)	1975: 1,295,294 (22 games)
1958: 1,053,798 (19 games)	1967: 1,230,059 (22 games)	1976: 1,286,150 (22 games)
1959: 1,061,625 (18 games)	1968: 1,154,569 (20 games)	1977: 1,129,173 (21 games)
1960: 881,991 (18 games)	1969: 1,307,989 (22 games)	1978: 1,215,714 (22 games)
		1979: 1,332,263 (23 games)

Rams-49ers Series (1950-1979)

Year	Preseason (L.A.)	Los Angeles	San Francisco	Total
1950		33,234	27,654	60,888
1951		55,569	51,987	107,556
1952	67,799	77,968	48,731	194,498
1953	39,816	85,865	43,922	169,603
1954	84,572	93,553	60,500	238,625
1955	65,633	85,302	60,100	211,035
1956	57,688	69,828	56,489	184,005
1957	75,172	102,368*	59,637	237,177
1958	62,546	95,082	59,826	217,454
1959	59,552	94,376	56,028	209,956
1960	51,398	77,254	53,633	182,285
1961	42,558	63,766	59,004	165,328
1962	46,377	42,554	51,033	138,964
1963	34,405	45,532	33,321	113,258
1964	39,569	54,335	31,791	125,715
1965	29,510	38,615	39,253	107,368
1966	39,879	45,642	35,372	120,893
1967	53,822	60,424	53,194	167,440
1968	48,143	69,520	41,815	159,478
1969	39,179†	73,975	45,995	159,149
1970	55,430	77,272	59,602	192,304
1971	55,607	80,050	44,000	179,657
1972	60,807	77,382	61,214	199,403
1973	57,887	78,358	57,487	193,532
1974	49,603**	74,070	57,502	181,175
1975	58,230	74,064	57,379	189,673
1976	55,256	80,532	58,573	194,361
1977	44,898**	55,466	56,779	157,143
1978		59,337	45,022	104,359
1979		44,303	49,282	93,585
Totals	1,374,136	2,065,617	1,516,125	4,955,878

*Ram Record **In San Francisco †Anaheim

The Rams Story: 1937-1980

1937 On Feb. 13, the National Football League grants a Cleveland franchise to Homer Marshman and associates, a prominent group of local businessmen. Hugo Bezdek is named head coach. As the league's rookie franchise, Rams finish with a 1-10-0 record. Bob Kelley is named radio play-by-play announcer at start of season.

1938 Assistant coach Art Lewis takes over team after three losses and Rams win three of remaining seven games.

1939 Earl "Dutch" Clark becomes head coach and Lewis remains as assistant. Rams hit .500 mark for first time with 5-5-1 record. Parker Hall joins team as rookie tailback. Hall is not named on official NFL all-league first team, but wins Joe Carr Trophy as NFL's official Most Valuable Player.

1940 Team drops back to 4-6-1 record. Johnny Drake, powerful Ram fullback, is named to first team All-NFL.

1941 Daniel F. Reeves and Fred Levy, Jr. purchase Rams in June and hire, as general manager, Billy Evans, former sports columnist, American League umpire and Cleveland Indians general manager. Team wins first two games but drops next nine to finish in cellar.

1942 Evans resigns before 1942 season. Charles "Chile" Walsh replaces Art Lewis as assistant coach. Lt. Reeves and Major Levy depart to enter armed forces. Bob Kelley is

named club secretary. Team finishes 5-6-0.

1943 Clark resigns. Chile Walsh is named head coach, but NFL grants Rams permission to suspend operations for one season because of wartime difficulties. Reeves buys out Levy.

1944 Chile Walsh becomes general manager and appoints Buff Donelli as head coach. Pickup team finishes 4-6-0.

1945 Donelli joins military service. Walsh names his brother, Adam Walsh, as head coach, with George Trafton and Bob Snyder as assistants. Third round draft choice (a future) Bob Waterfield from UCLA joins team as T-formation quarterback and leads Rams to 9-1-0 season for first divisional title in team's history. On icy field, Rams defeat Washington Redskins, 15-14, at Cleveland for world title. Waterfield becomes first player to receive unanimous vote for official NFL Most Valuable Player award. Walsh is named coach of the year. Eddie Kotal joins team as chief scout and Bill John begins 29-year tenure as business manager.

1946 Reeves moves franchise to Los Angeles early in the year. After disappointing 6-4-1 season, both Walshes resign.

1947 Reeves assumes duties of general manager. Bob Snyder is named head coach with Joe Stydahar as new assistant. Team is talent-heavy but injury-ridden in 6-6-0 season.

Reeves sells part interests to former partner Levy and to Edwin and Harold Pauley and Hal Seley.

1948 Clark Shaughnessy joins staff as advisory coach. On Sept. 3, Snyder resigns and Clark Shaughnessy becomes head coach. Team wins four of last five to post 6-5-1 mark.

1949 Team wins first six games, then hangs on to win first divisional title since moving west. Heavy rain holds down L.A. crowd as Philadelphia Eagles skid to 14-0 win over Rams in NFL title game. Rookie Norm Van Brocklin joins team and gives Rams top-notch one-two quarterback punch. Elroy Hirsch has fine rookie year.

1950 NFL absorbs AAC, leaving Rams as lone pro team in Los Angeles after four years of two-league existence. In February, Stydahar becomes head coach, replacing Shaughnessy. Club opens new offices on Beverly Boulevard. Bill Granholm begins 18-year tenure as equipment manager. Team sets 22 league records in rolling to conference title tie. Waterfield and end Tom Fears lead playoff win over Bears, 24-14, but following week in Cleveland, Lou Groza's late field goal stops Rams' title hopes, 30-28.

1951 Rams win third straight conference title on final day of season, then defeat Cleveland at the Coliseum, 24-17, on 73-yard pass, Van Brocklin to Fears, for first world title since moving to L.A.

1952 After team loses three straight preseason games and drops league opener by big score, Stydahar re-

signs. He is replaced as head coach by Hamp Pool. Team loses two of next three, but wins last eight to tie for conference title. Rams lose playoff in Detroit. Rams trade 11 players to Dallas for rookie Les Richter, who then enters Army for two years. Waterfield retires.

1953 Club co-owner Harold Pauley passes away. Team compiles 8-3-1 record, losing three games by total of eight points to finish third in conference. Rams defeat world champ Lions in both games.

1954 Bonus choice Bill Wade and tradee Les Richter both join Rams as rookies two years after going from college into military service. Team has disappointing 6-5-1 mark. All assistant coaches resign. Pool soon follows suit.

1955 On Jan. 26, Rams hire Sid Gillman, head coach at University of Cincinnati, to replace Pool. Fine defensive year and clutch field goal kicking by Richter give team hard-fought 8-3-1 record for conference title. Cleveland wins title game at Coliseum by one-sided score.

1956 In form reversal, team loses five consecutive early-season games and finishes in cellar tie with 4-8 record.

1957 Ram owners sign five-year operational pact and name former Ram publicist Pete Rozelle as general manager. Team loses squeakers on road to 49ers and Lions, finishing 6-6-0, but only two games behind conference leaders.

1958 In preseason trade, Van Brocklin goes to Eagles. Bill Wade

sets many Ram passing marks en route to 8-4-0 year.

1959 Team has general letdown and many injuries for worst season since 1937, finishing 2-10-0. Ollie Matson, acquired in big trade, is workhorse at fullback. On last day of season, Gillman and staff resign.

1960 Following death of Bert Bell, Pete Rozelle is named NFL commissioner. Elroy Hirsch replaces Rozelle as Rams general manager. Bob Waterfield is named Ram head coach. Team finishes 4-7-1.

1961 Rams trade Bill Wade, Del Shofner, John Guzik for Zeke Bratkowski, Lindon Crow and 1962 first draft choice, which makes it possible to draft both Roman Gabriel and Merlin Olsen. Revamped Rams finish strongly after slow start, but still show 4-10-0 deficit.

1962 Harland Svare replaces Don Paul as defensive line coach. Rams lose four of first five games by narrow margins, then show only occasional surges of success en route to 1-12-1 year. Waterfield resigns after eighth game. Svare named interim head coach. On Dec. 27, in closed auction, Reeves reacquires control of Rams, purchasing full interests of co-owners Pauley, Levy, Seley and Bob Hope.

1963 Reeves sells 49% interest in Rams to Gene Autry, Bob Reynolds, Leonard Firestone, Paul A. O'Bryan, Robert Lehman, J.D. Stetson Coleman and Joseph A. Thomas. Svare is retained. Les Richter retires before season. After 0-5 record, Gabriel is reinstated as starting QB and plays last nine games without relief, guiding team to 5-4 mark and season record of 5-9-0.

1964 Rams sign 10-year pact to play in "new look" Coliseum's "stadium-within-a-stadium." Fourteen rookies make the season squad. Club finishes fifth with 5-7-2 record.

1965 After winning only one of first 10, Rams take three of last four against top two teams in each conference, but Svare is dismissed.

1966 After a court fight, George Allen is released by George Halas from his assistant coaching duties with the Chicago Bears to become head coach of the Rams. NFL and AFL merge in spring. Bob Kelley, "Voice of the Rams" since the club's beginning in 1937 dies in September. Rams practice in new facilities in Long Beach. Team finishes 8-6.

1967 After 17 years on Beverly Boulevard, club moves to new building on Pico. Training camp is also moved to California State College at Fullerton after five years at Chapman College in Orange. Equipment manager Bill Granholm leaves club after 18 years to take position in league office. Rams record first unbeaten pre-season in history with six wins, including victories over first-ever AFL opponents, San Diego and Kansas City. Team completes finest win-loss season ever with 11-1-2 league record to win Coastal Division Championship, the first title of any kind since 1955, then loses to Green Bay in Western Conference Championship Game.

1968 After playoff win over Cleveland in January, team finishes regular season with 10-3-1 record, second in Coastal Division to Baltimore's 13-1 mark. Attendance is over one million for second straight year and Ram defense sets new 14-game NFL record

for fewest yards allowed. On Dec. 26, Allen is dismissed as head coach, but is re-hired two weeks later.

1969 After 20 years with the Rams as a player, general manager and assistant to the president, Elroy Hirsch leaves club to become athletic director at the University of Wisconsin. He is replaced by Public Relations Director Jack Teele, and John Sanders becomes Assistant General Manager. Team wins its first 11 games to win Coastal Division with 11-3 record before losing to Minnesota in Western Conference title game, 23-20. Quarterback Roman Gabriel is unanimous choice as the NFL's Most Valuable Player.

1970 Playoff Bowl victory over Dallas in January heads Rams toward their 25th year in Southern California. With the completion of the merger of the NFL and AFL, the Rams join San Francisco, Atlanta and New Orleans in the Western Division of the National Conference of the new 26-team National Football League. Rams finish second to 49ers with 9-4-1 record. George Allen's contract is not renewed.

1971 On April 15, owner Daniel F. Reeves dies of cancer in New York. His longtime friend and business associate, William A. Barnes, becomes President and General Manager. Tommy Prothro, successful head coach at UCLA, replaces Allen. Playing the toughest schedule in the NFL, the Rams finish with an 8-5-1 record, second to 49ers in the NFC West.

1972 In a history-making move, Baltimore Colts owner Carroll Rosenbloom trades the Baltimore franchise to Robert Irsay in exchange for the Rams. Irsay had purchased the Rams

from the estate of the late Dan Reeves. The transaction was completed and announced on July 14. Rosenbloom, the most successful owner in the NFL over the last two decades, brings with him to Los Angeles Don Klosterman, Rosenbloom's general manager in Baltimore. Klosterman assumes title of Executive Vice President and General Manager. After five years at Cal State Fullerton, Rams move training camp site to Cal State Long Beach. After 6-7-1 season, all coaches are dismissed.

1973 An observer in '72, Rosenbloom begins to make changes early in 1973, and they pay off quickly. His choice for head coach, former Detroit assistant Chuck Knox, leads team to 12-2 season, winningest in Rams history, and Knox becomes "Coach of the Year." Roman Gabriel is traded to Philadelphia and the new quarterback, former San Diego Charger John Hadl, is NFC "Player of the Year." Rams win NFC West title, but lose in first round of playoffs to Dallas. Other changes introduced by Rosenbloom include return to blue and gold uniforms. Club returns to Cal State Fullerton for summer training.

1974 Carroll Rosenbloom's son, Steve, takes over as Assistant to the President. After 3-2 start, Rams trade John Hadl to Green Bay for five draft choices in bold move that stuns the football world. Hadl's backup, James Harris, becomes starter and leads team to 10-4 record, its second straight NFC Western title and its first playoff victory since 1951 (a 19-10 win over Washington) before the Rams bow to Minnesota, 14-10, in NFC title game.

1975 With defense allowing second fewest points in NFL history over a

14-game season (135), Rams win third straight NFC Western title by completing 12-2 season. After playoff victory over St. Louis, however, they bow to Dallas in the NFC Championship Game. The 34-8 record over the last three years is best in the NFL.

1976 Rams win NFC West title for fourth straight year with 10-3-1 record, then beat Dallas, 14-12, for their first playoff victory on the road before 24-13 NFC title game loss at Minnesota. Quarterback injuries mar season and rookie Pat Haden becomes fourth different playoff QB in four years under Knox. Rams' 351 points is highest in NFC.

1977 Rams spearhead new Coliseum configuration which reduces capacity from 91,038 to 71,039. With Lawrence McCutcheon setting new club career rushing record of 5,523 yards, the Rams (10-4) roll to their fifth straight division title before 14-7 playoff loss to Minnesota in Coliseum. Following the campaign Knox resigns to take Buffalo Bills head coaching post.

1978 On Feb. 1, Rosenbloom hires George Allen but releases Allen after second preseason game. Ray Malavasi becomes head coach and leads club to 12-4 mark for the sixth straight division title (tying NFL record). Rams beat Minnesota, 34-10, in playoff but lose NFC title to Dallas. Rams also announce move to Anaheim Stadium beginning in 1980.

1979 Carroll Rosenbloom dies April 2 and his widow, Georgia, becomes majority owner. Klosterman is named to replace Steve Rosenbloom in charge of day-to-day operations. Club moves to Rams Park in Anaheim, where offices and practice facilities are together. Despite multitude of injuries, team wins 7th straight division title to set NFL record, then beats Dallas (21-19) and Tampa Bay (9-0) in NFC Playoffs. Rams lose to Pittsburgh in Super Bowl XIV, 31-19.

1980 Construction at Anaheim Stadium is completed as Rams prepare for 1980 season in new home. Capacity for stadium expected to be around 69,000.

Carroll Rosenbloom Memorial Award

In memory of the late Rams president, this award will be given annually by Adohr Farms to the club's Rookie of the Year as voted by the Orange County Sportswriters Association and the Southern California Sports Broadcasters Association.

1979—Kent Hill

All-Time Ram Coaches Roster

NOTE: Coaches listed below are those who have been either head or assistant coaches of the Rams since the club moved to Los Angeles in 1946.

NAME	COLLEGE	YR. RAM	NAME	COLLEGE	YR. RAM
Allen, George, Michigan		1957, 1966-70	Patera, Jack, Oregon		1963-66
Alsmann, Ed, Washington		1974-75	Paul, Don, UCLA		1959-61
Andersen, Foster, UCLA		1978	Pitts, Elijah, Philander Smith		1974-77
Austin, Bill, Oregon State		1965	Pool, Hampton, Stanford		1950-54, 1960-62
Battles, Bill, Brown		1953-54	Prochaska, Ray, Nebraska		1966-70, 1973-77
Bennett, Leeman, Kentucky		1973-76	Prothro, Tommy, Duke		1971-72
Brooks, Rich, Oregon State		1971-72	Radakovich, Dan, Penn State		1979
Campbell, Marion, Georgia		1967-68	Richards, Ray, Nebraska		1951-52
Carson, Bud, North Carolina		1978-79	Rymkus, Lou, Notre Dame		1958
Catlin, Tom, Oklahoma		1966-77	Sauer, John, Army		1953-54
Coley, Max, San Jose State		1978	Schnelker, Bob, Bowling Green		1963-65
Crow, Linton, USC		1963	Schnellenberger, Howard, Kentucky		1966-69
David, Jim, Colorado State		1960-62	Schwenk, Vic, Occidental		1964-65
Doll, Don, USC		1965	Shaughnessy, Clark, Minnesota		1948-49
Dowler, Boyd, Colorado		1970	Snyder, Bob, Ohio U.		1946-49
Durden, Earnel, Oregon State		1971-72	Stephenson, Kay, Florida		1977
Faulkner, Jack, Miami (O.)		1955-59, 1973-79	Storm, Lowell, Cincinnati		1955-57
Fears, Tom, UCLA		1960-61	Stydahar, Joe, West Virginia		1947-52
Gillman, Sid, Ohio State		1955-59	Sullivan, Joe, No College		1966-70
Hall, Sid, COP		1971-72	Summerall, Pat, Arkansas		1963
Hein, Mel, Washington State		1950	Svare, Harland, Washington State		1962-65
Heinrich, Don, Washington		1963-64	Swiacki, Bill, Columbia		1958
Hickey, Howard "Red", Arkansas		1950-54	Taylor, Lionel, NM Highlands		1977-79
Hickham, Bill, Duke		1978-79	Thomas, Joe, Ohio Northern		1955-56
Lanham, Paul, Glensville State		1978-79	Torgeson, LaVern, Wash St.		1969-70, 1978-79
Lauterbur, Frank, Mt. Union		1978-79	Trafton, George, Norte Dame		1946-49
Knox, Chuck, Juniata		1973-77	Vermell, Dick, San Jose State		1969, 1971-73
Levy, Marv, Coe		1970	Voris, Dick, San Jose State		1954
Lindskog, Vic, Stanford		1960-62	Wagstaff, Jim, Idaho State		1973-77
Madro, Joe, Ohio State		1955-59	Waller, Charlie, Georgia		1978
Malavasi, Ray, Mississippi State		1973-79	Walsh, Adam, Notre Dame		1946
Marchbroda, Ted, Detroit		1966-70	Waterfield, Bob, UCLA		1958, 1960-62
McKitttrick, Bobb, Oregon State		1971-72	Weaver, Larrye, Adams State		1971-72
McLaughlin, Leon, UCLA		1971-72	Weaver, Ralph, Newberry		1954
Meyer, Ken, Denison		1973-76	Wietecha, Ray, Northwestern		1963-64

Daniel F. Reeves Memorial Award

In memory of the late Rams president, this award is given annually by Adohr Farms to the club's Most Valuable Player as voted by members of the Southern California Sports Broadcasters Association.

1969—Roman Gabriel

1970—Merlin Olsen

1971—Marlin McKeever

1972—Merlin Olsen

1973—John Hadl

1974—Lawrence McCutcheon

1975—Jack Youngblood

1976—Jack Youngblood

1977—Lawrence McCutcheon

1978—Jim Youngblood

1979—Jack Youngblood

All-Time Rams Roster

NOTE: Players listed below are those who have appeared in at least one league game for the Rams since the club moved to Los Angeles in 1946

NAME (POS) COLLEGE YR. RAM

A

Adams, John (TE), Cal State L.A. 1963
 Agajanian, Ben (PK), New Mexico 1953
 Agler, Bob (RB), Otterbein 1948-49
 Alexander, Kermit (DB), UCLA 1970-71
 Allen, Duane (E), Santa Ana JC 1961-64
 Anderson, Bruce (DE), Willamette 1966
 Andrews, George (LB), Nebraska 1979
 Arnett, Jon (RB), USC 1957-63
 Atkins, Pervis (RB), New Mexico State 1961-63

B

Bacon, Coy (DT), Jackson State 1968-72
 Bagarus, Steve (RB), Notre Dame 1947
 Bain, Bill (G), USC 1979
 Baker John (DT), No. Car. College 1958-61
 Baker, Terry (QB-RB), Oregon State 1963-65
 Baker, Tony (RB), Oregon State 1973-74
 Banta, Jack (RB), USC 1946-48
 Barry, Paul (RB), Tulosa 1950-52
 Bass, Dick (RB), Pacific 1960-69
 Baughan, Maxie (LB), Georgia Tech 1966-70
 Beathard, Pete (QB), USC 1972
 Benton, Jim (E), Arkansas 1946-47
 Bertelsen, Jirr (RB), Texas 1972-76
 Bighead, Jack (E), Pepperdine 1955
 Bleeker, Mel (RB), USC 1947
 Bouley, Gil (T), Boston College 1946-50
 Bowers, Bill (DB), USC 1954
 Boyd, Bob (E), Loyola (L.A.) 1950-57
 Boeke, Jim (T), Heidelberg 1960-63
 Braatz, Tom (E), Marquette 1958
 Bradshaw, Charlie (T), Baylor 1958-60
 Bratkowski, Zeke (QB), Georgia 1961-63
 Bravo, Alex (DB), Cal Poly SLO 1957-58
 Breen, Gene (LB), Virginia Tech 1967-68
 Brink, Larry (DE), No. Illinois St. 1948-53
 Brito, Gene (DE), Loyola (L.A.) 1959-60
 Brill, Charley (DB), Georgia 1960-63
 Brooks, Larry (DT), Va. St. - Petersburg 1972-79
 Brown, Bob (T), Nebraska 1969-70
 Brown, Eddie (S-KR), Tennessee 1978-79
 Brown, Fred (LB), Miami (Fla.) 1965
 Brown, Roger (DT), Maryland State 1967-69
 Brown, Willie (E-RB), USC 1964-65
 Brudzinski, Bob (LB), Ohio State 1977-79
 Bruney, Fred (DB), Ohio State 1958
 Bryant, Cullen (DB-RB), Colorado 1973-79
 Budka, Frank (DB), Notre Dame 1964
 Bukich, Rudy (QB), USC 1953-56
 Burke, Mike (P), Miami (Fla.) 1974
 Burman, George (C-G), Northwestern 1967-70
 Burroughs, Don (DB), Colorado A&M 1955-59
 Buzin, Rich (T), Penn State 1971
 Byrd, Mac (LB), USC 1965

C

Cahill, Dave (DT), Northern Arizona 1967
 Cappelletti, John (RB), Penn State 1974-78

Carrell, Duane (P), Florida State 1975
 Carey, Bob (E), Michigan State 1952, 1954, 1956
 Carollo, Joe (T), Notre Dame 1962-68, 1971
 Casey, Bernie (WR), Bowling Green 1967-68
 Cash, Rick (DE), Northeast Missouri 1969-70
 Casner, Ken (T), Baylor 1952
 Cason, Jim (DB), LSU 1955-56
 Castede, Jesse (DB), McNeese State 1956-57
 Champagne, Ed (T), LSU 1947-50
 Chapple, Dave (P), UC Santa Barbara 1972-74
 Chuy, Don (G), Clemson 1963-68
 Clark, Al (CB), Eastern Michigan 1972-75
 Clark, Ken (P), St. Mary's (N.S.) 1979
 Clarke, Leon (E), USC 1956-59
 Collier, Bob (T), SMU 1951
 Cordifone, Lou (LB), Clemson 1962
 Corn, Joe (RB), No. College 1948
 Corral, Frank (K), UCLA 1978-79
 Cothren, Paige (PK), Mississippi 1957-58
 Cowan, Charlie (T), N. Mex. Highlands 1961-75
 Cowhig, Jerry (RB), Notre Dame 1947-49
 Cowlings, Al (DE), USC 1975, 1977
 Coyle, Ross (DB), Oklahoma 1961
 Crabb, Claude (DB), Colorado 1966-68
 Cromwell, Nolan (DB), Kansas 1977-79
 Cross, Bobby (T), Kilgore JC 1954-55
 Cross, Irv (DB), Northwestern 1966-68
 Crow, Lindon (DB) USC 1961-64
 Curran, Pat (TE-RB), Lakeland 1969-74
 Currie, Dan (LB), Michigan State 1965-66
 Curry, Bill (C), Georgia Tech 1974
 Curriani, Don (DE), Boston College 1948-49

D

Dahms, Tom (T), San Diego State 1951-54
 Dale, Carroll (E), VPI 1960-64
 Daniel, Willie (DB), Mississippi State 1967-69
 Daugherty, Dick (LB), Oregon 1951-58
 David, Bob (G), Villanova 1947-48
 Davis, Anthony (RB-KR), USC 1978
 Davis, Glenn (RB), Army 1950-51
 Davis, Roger (G), Syracuse 1964
 Dean, Hal (G), Ohio State 1947-49
 DeFruiter, Bob (DB), Nebraska 1948
 deLauer, Bob (C), USC 1946-79
 DeMarco, Bob (C), Dayton 1975
 Dempsey, Tom (K), Palomar JC 1975-76
 Dennard, Preston (WR), New Mexico 1978-79
 Dennis, Mike (RB), Mississippi 1968-69
 Dickson, Paul (T), Baylor 1959
 Doll, Don (DB), USC 1954
 Doss, Reggie (DE), Hampton Institute 1978-79
 Dougherty, Bob (LB), Kentucky 1957
 Drake, Bill (DB), Oregon 1973-74
 Dryer, Fred (DE), San Diego State 1972-79
 Dunstan, Bill (DT), Utah State 1979
 Dwyer, Jack (DB), Loyola (L.A.) 1952-54
 Dyer, Henry (RB), Grambling 1966-68

E

Eason, Roger (G), Oklahoma 1946-48
 Ekern, Carl (LB), San Jose State 1976-78

Ellena, Jack (MG), UCLA 1955-56
 Ellersick, Don (DB), Washington State 1960
 Ellis, Ken (CB), Southern U. 1979
 Ellison, Willie (RB), Texas Southern 1967-72
 Elmendorf, Dave (DB), Texas A&M 1971-79
 Evey, Dick (DT), Tennessee 1970
 Ezerins, Vilnis (RB), Whitewater State 1968

F

Fanning, Mike (DT), Notre Dame 1975-79
 Fanning, Stan (DE), Idaho 1963
 Farmer, Tom (RB), Iowa 1946
 Fawcett, Jake (T), SMU 1948
 Ferras, Tom (E), UCLA 1948-56
 Ferragamo, Vince (QB), Nebraska 1977-79
 Ferris, Neil (DB), Loyola (L.A.) 1953
 Finch, Karl (E), Cal Poly Pomona 1962
 Finlay, Jack (G), UCLA 1947-51
 Fournet, Sid (DT), LSU 1955-56
 France, Doug (T), Ohio State 1975-79
 Franckhauser, Tom (DB), Purdue 1959
 Fry, Bob (T), Kentucky 1953-59
 Fuller, Frank (DT), Kentucky 1953-58
 Fulton, Ed (G), Maryland 1978

G

Gabriel, Roman (QB), No. Carolina State 1962-72
 Geddes, Ken (LB), Nebraska 1971-75
 Gehrke, Fred (RB), Utah 1946-49
 George, Bill (LB), Wake Forest 1966
 Geredine, Tom (WR), NE Missouri State 1976
 Gordon, Dick (WR), Michigan State 1972-73
 Gossett, Bruce (PK), Richmond 1964-69
 Gravelle, Gordon (T) BYU 1979
 Gremminger, Hank (DB), Baylor 1966
 Grier, Roosevelt (DT), Penn State 1963-66
 Griffin, Bob (C), Arkansas 1953-57
 Griffin, John (DB), Memphis State 1963
 Guillory, Anthony (LB), Lamar Tech. 1965, 1967-68
 Guzik, John (LB), Pittsburgh 1959-60

H

Haden, Pat (QB), USC 1976-79
 Hadt, John (QB), Kansas 1973-74
 Hall, Alvin (DB), No. College 1961-63
 Halliday, Jack (DT), SMU 1951
 Halverson, Dean (LB), Washington 1968, 1972
 Hamilton, Ray (E), Arkansas 1946-47
 Harding, Roger (C), California 1946
 Hardy, Jim (QB), USC 1946-48
 Harmon, Tom (RB), Michigan 1946-47
 Harrah, Dennis (G), Miami (Fla.) 1975-79
 Harris, James (QB), Grambling 1973-76
 Harris, Jim (DB), Oklahoma 1958
 Harris, Joe (LB), Georgia Tech 1979
 Harris, Marv (LB), Stanford 1964
 Hauser, Art (DT), Xavier 1954-57
 Hayes, Larry (C), Vanderbilt 1962-63
 Haymond, Alvin (DB), Southern U. 1969-71
 Haynes, Hall (DB), Santa Clara 1954-56
 Heckard, Steve (E), Davidson 1965-66
 Hecker, Bob (DB), Baldwin Wallace 1952
 Hecker, Norb (DB), Baldwin Wallace 1951-53
 Hector, Willie (T), Pacific 1961
 Henry, Mike (LB), USC 1962-64
 Herby, Urban (DT), Georgia Tech 1961
 Hickey, Howard (E), Arkansas 1946-48
 Hill, Drew (WR), Georgia Tech 1979
 Hill, Eddie (RB), Memphis State 1979
 Hill, Kent (T), Georgia Tech 1979

Hill, Winston (T), Texas Southern 1977
 Hirsch, Erloy (E-RB), Wisconsin 1949-57
 Hock, John (G), Santa Clara 1953-57
 Hoerner, Dick (RB), Iowa 1947-51
 Hoffman, Bob (RB), USC 1946-48
 Holladay, Bob (RB), Tulsa 1956
 Holovak, Mike (RB), Boston College 1946
 Holtzman, Glenn (T), North Texas St. 1955-58
 Hord, Roy (G), Duke 1960-62
 Horton, Greg (G), Colorado 1976-78
 Horvath, Les (RB), Ohio State 1947-48
 Houser, John (C-G), Redlands 1957-59
 Howard, Gene (DB), Langston 1971-72
 Hubbell, Frank (DE-TE), Tennessee 1947-49
 Huffman, Dick (T), Tennessee 1947-50
 Hughes, Ed (DB), Tulsa 1954-55
 Humphrey, Buddy (QB), Baylor 1959-60
 Hunter, Art (C), Notre Dame 1960-64

I

Iglerhart, Floyd (DB), Wiley 1958
 Iman, Ken (C), Southeast Missouri St. 1965-74

J

Jackson, Harold (WR), Jackson St. 1968, 1973-77
 Jackson, Monte (CB), San Diego State 1975-77
 Jackson, Rusty (P), LSU 1976
 Janerette, Charlie (G), Penn State 1960
 Jaworski, Ron (QB), Youngstown 1974-76
 Jessie, Ron (WR), Kansas 1975-79
 Jobko, Bill (LB), Ohio State 1958-62
 Jodat, Jim (RB), Carthage 1977-79
 Johns, Freeman (WR), SMU 1976-77
 Johnson, Clyde (T), Kentucky 1946-47
 Johnson, Marvin (DB), San Jose State 1951-52
 Johnson, Mitch (T), UCLA 1969-70
 Jones, Cody (DT), San Jose State 1974-78
 Jones, David (DE), South Carolina St. 1961-71
 Jones, Jimmy (RB), Washington 1958
 Jordan, Jeff (RB), Washington 1970
 Josephson, Les (RB), Augustana 1964-67, 1969-74
 Justin, Sid (CB), Long Beach State 1979

K

Kalmanir, Tom (RB), Nevada 1949-51
 Karras, Ted (G), Indiana 1966
 Karrlivacz, Carl (DB), Syracuse 1959-60
 Kay, Rick (LB), Colorado 1973, 1975-77
 Keane, Tom (DB), West Virginia 1948-51
 Kenerson, John (T), Kentucky State 1960
 Kilgore, Jon (P), Auburn 1965-67
 Kimbrough, Elbert (DB), Northwestern 1961
 Kirk, Ken (C), Mississippi 1963
 Klein, Bob (TE), USC 1969-76
 Klosterman, Don (QB), Loyola (L.A.) 1952
 Ksionyak, John (QB), St. Bonaventure 1947

L

LaHood, Mike (G), Wyoming 1969, 1971-72
 Lamson, Chuck (DB), Wyoming 1965-67
 Lane, Dick (DB), Scottsbluff JC. 1952-53
 Lang, Israel (RB), Tennessee State 1969
 Lange, Bill (G), Dayton 1951-52
 Lansford, Buck (G), Texas 1958-60
 Larsen, Gary (DT), Concordia 1964
 Latin, Jerry (RB-KR), Northern Illinois 1978
 Lazetich, Milan (MG), Michigan 1946-50
 Lear, Les (G), Manitoba, Canada 1946
 Lee, Bob (QB), Pacific 1979
 Leggett, Earl (DT), LSU 1966

Levy, Len (G), Minnesota 1946
 Lewis, Woodley (DB-E), Oregon 1950-55
 Lipscomb, Gene (DT), No. College 1953-55
 Livingston, Cliff (LB), UCLA 1963-65
 Long, Bob (LB), UCLA 1960-61
 Long, Bob (WR), Wichita State 1970
 Lothridge, Billy (P), Georgia Tech 1965
 Love, John (WR), North Texas State 1972
 LoVetere, John (DT), Compton JC 1959-62
 Lundy, Lamar (DE-TE), Purdue 1957-69

M

Mack, Tom (G), Michigan 1966-78
 Magnani, Dante (RB), St. Mary's 1947-48
 Marchlewski, Frank (C), Minnesota 1965, 1968-69
 Marconi, Joe (RB), West Virginia 1959-61
 Marshall, Larry (WR-KR), Maryland 1978
 Martin, Aaron (DB), No. Car. College 1964-65
 Martin, John (C), Navy 1947-49
 Maslowski, Matt (WR), U. of San Diego 1971
 Mason, Tommy (RB), Tulane 1967-70
 Matheson, Riley (G-LB), Tex. Sch./Mines 1946-47
 Matson, Ollie (RB-E), USF 1959-62
 Mayes, Carl (RB), Texas 1952
 McCormick, Tom (RB), Pacific 1953-55
 McCutcheon, Lawrence (RB), Colo. St. 1972-79
 McDonald, Tommy (WR), Oklahoma 1965-66
 McFadin, Bud (DT-T), Texas 1952-56
 McGee, Willie (WR), Alcorn A&M 1974-75
 McIlhenny, Dan (DB), Texas A&M 1965
 McKeever, Marlin (LB-TE), USC 1961-66, 1971-72
 McLain, Kevin (LB), Colorado State 1976-79
 McLaughlin, Leon (C), UCLA 1951-55
 McMillan, Eddie (CB), Florida State 1973-75
 Meador, Ed (DB), Arkansas Tech 1959-70
 Mello, Jim (RB), Notre Dame 1948
 Mergenthal, Art (G), Notre Dame 1946
 Michaels, Lou (DE), Kentucky 1958-60
 Miller, Clark (DE), Utah State 1970
 Miller, Paul (DE), LSU 1954-57
 Miller, Ron (E), USC 1956
 Miller, Ron (QB), Wisconsin 1962
 Miller, Willie (WR), Colorado State 1978-79
 Molden, Frank (DT), Jackson State 1965
 Moore, Tom (RB), Vanderbilt 1966
 Morris, Jack (DB), Oregon 1958-60
 Morris, Larry (LB), Georgia Tech 1955-57
 Monow, John (C), Michigan 1956-59
 Munson, Bill (QB), Utah State 1964-67
 Myers, Brad (RB), Bucknell 1953-56
 Myers, Jack (RB-DB), UCLA 1952

N

Namath, Joe (QB), Alabama 1977
 Naumetz, Fred (LB-C), Boston College 1946-50
 Nelson, Bill (DT), Oregon State 1971-75
 Nelson, Terry (TE), Arkansas AM&N 1973-79
 Nettles, Jim (DB), Wisconsin 1969-72
 Nichols, Bob (T), Stanford 1966-67
 Nuzum, Rick (C), Kentucky 1977

O

Odum, Ricky (DB), USC 1979
 Oisen, Merlin (DT), Utah State 1962-76
 Oisen, Phil (DT-DE), Utah State 1971-74
 O'Steen, Dwayne (CB), San Jose State 1978-79

P

Panfil, Ken (T), Purdue 1956-58
 Pardee, Jack (LB), Texas A&M 1957-64, 1966-70

Parish, Don (LB), Stanford 1971
 Pasquarello, Ralph (RB), Villanova 1950
 Pasque, Joe (T), SMU 1946
 Paul, Don (LB), UCLA 1948-55
 Peacock, Elvis (RB), Oklahoma 1979
 Pergine, Jon (LB), Notre Dame 1969-72
 Perkins, Art (RB), North Texas St. 1962-63
 Perry, Rod (CB), Colorado 1975-79
 Peterson, Jim (LB), San Diego State 1974-75
 Pettibon, Richie (DB), Tulane 1969-70
 Phillips, Jim (E), Auburn 1958-64
 Phillips, Rod (RB), Jackson State 1975-78
 Pifferini, Bob (LB), UCLA 1977
 Pillath, Roger (T), Wisconsin 1965
 Pitts, Elijah (RB), Philander Smith 1970
 Pitts, Hugh (LB), TCU 1956
 Pivec, Dave (TE), Notre Dame 1966-68
 Plum, Milt (QB), Penn State 1968
 Plummer, Tony (DB), Pacific 1974
 Pope, Bucky (WR), Catawba 1964, 1966-67
 Pottios, Myron (LB), Notre Dame 1966-70
 Powell, Tim (DE), Northwestern 1965
 Preece, Steve (S), Oregon State 1973-76
 Pritko, Steve (DE), Villanova 1946-47
 Purnell, Jim (LB), Wisconsin 1969-72
 Putnam, Duane (G), Pacific 1952-59, 1962

Q

Quinlan, Skeet (RB), San Diego State 1952-56

R

Ray, David (PK-WR), Alabama 1969-74
 Reece, Geoff (C), Washington State 1976
 Reisz, Albie (QB), LSU 1946
 Reinhard, Bob (T-DT), California 1950
 Reid, Joe (LB), LSU 1951
 Rentzel, Lance (WR), Oklahoma 1971-72, 1974
 Repko, Joe (DT), Boston College 1948-49
 Reynolds, Jack (LB), Tennessee 1970-79
 Rhome, Jerry (QB), Tulsa 1971
 Rich, Herb (DB), Vanderbilt 1951-53
 Richardson, Jerry (DB), West Texas St. 1964-65
 Richter, Les (LB), California 1954-62
 Rickards, Paul (QB), Pittsburgh 1948
 Robertson, Isiah (LB), Southern U. 1971-78
 Robustelli, Andy (DE), Arnold 1951-55
 Rogers, Mel (LB), Florida A&M 1976
 Ruthstrom, Ralph (RB), SMU 1946
 Rutledge, Jeff (QB), Alabama 1979
 Ryan, Frank (QB), Rice 1958-61
 Ryczek, Dan (C), Virginia 1978-79

S

Saul, Rich (C-G), Michigan State 1970-79
 Scales, Dwight (WR), Grambling 1976-78
 Schultz, Eberle (T), Oregon State 1946-47
 Schumacher, Gregg (DE), Illinois 1967-68
 Schuh, Harry (T), Memphis State 1971-73
 Scibelli, Joe (G), Notre Dame 1961-75
 Scribner, Rob (RB), UCLA 1973-76
 Selawski, Gene (T), Purdue 1959
 Septien, Rafael (D), SW Louisiana 1977
 Severson, Jeff (DB), Long Beach State 1979
 Sewell, Harley (G), Texas 1963
 Shannon, Carver (DB-RB), So. Illinois 1962-64
 Shaw, Bob (E), Ohio State 1946-49
 Shaw, Glenn (RB), Kentucky 1962
 Shaw, Nate (DB), USC 1969-70
 Sherman, Rod (WR), USC 1973
 Sherman, Will (DB), St. Mary's 1954-60

Shiver, Ray (DB), Miami (Fla.)	1956
Shofner, Del (E), Baylor	1957-60
Simensen, Don (T), St. Thomas	1951-52
Simpson, Bill (DB), Michigan State	1974-78
Sims, George (DB), Baylor	1949-50
Slater, Jackie (G-T), Jackson State	1976-79
Smith, Billy Ray (DE), Arkansas	1957
Smith, Bobby (DB), UCLA	1962-65
Smith, Bruce (RB), Minnesota	1948
Smith, Doug (C-G), Bowling Green	1978-79
Smith, Larry (RB), Florida	1969-73
Smith, Ron (QB), Richmond	1965
Smith, Ron (DB), Wisconsin	1968-69
Smith, Ron (WR), San Diego State	1978-79
Smith, V T. (RB), Abilene Christian	1949-53
Smyth, Bill (T-TE), Cincinnati	1947-50
Snow, Jack (WR), Notre Dame	1985-75
Sparkman, Alan (DT), Texas A&M	1948-49
Stalcup, Jerry (LB), Wisconsin	1960
Statuto, Art (C), Notre Dame	1950
Stein, Bob (LB), Minnesota	1973-74
Stephens, Larry (DT), Texas	1962
Stephenson, Dave (G), West Virginia	1950
Stiger, Jim (RB), Washington	1965-67
Stokes, Tim (T), Oregon	1974
Strode, Woody (E), UCLA	1946
Strofolino, Mike (LB), Villanova	1965
Strugar, George (DT), Washington	1957-61
Studstill, Pat (WR-P), Houston	1968-71
Stukes, Charlie (CB), Maryland East Sh.	1973-74
Sucic, Steve (RB), Illinois	1946
Sully, Ivory (DB), Delaware	1979
Svare, Harland (LB), Washington State	1953-54
Swain, Bill (LB), Oregon	1963
Sweet, Joe (WR), Tennessee State	1972-73
Sweetan, Karl (QB), Wake Forest	1969-70

T

Talbert, Diron (DT), Texas	1967-70
Tarbox, Bruce (G), Syracuse	1961
Taylor, Cecil (RB), Kansas State	1955-57
Teeuws, Len (T), Tulane	1952-53
Thomas, Bob (RB), Arizona State	1971-72
Thomas, Clendon (DB), Oklahoma	1985-81
Thomas, Pat (CB), Texas A&M	1976-79
Thomason, Bob (QB), VMI	1949
Thompson, Harry (G), UCLA	1950-54
Toogood, Charley (DT-T), Nebraska	1951-56
Towler, Dan (RB), Wash & Jefferson	1950-55
Truax, Billy (TE), LSU	1964-70
Tucker, Wendell (WR), South Carolina St.	1967-70
Tyler, Wendell (RB), UCLA	1977-79

V

Valdez, Vernon (DB), U. of San Diego	1960
--------------------------------------	------

Van Brocklin, Norm (QB), Oregon	1949-57
Varrichione, Frank (T), Notre Dame	1961-65
Vasicek, Vic (LB), Texas	1950
Villanueva, Danny (P-K), New Mexico St.	1960-64
Von Sonn, Andy (LB), UCLA	1964

W

Waddy, Billy (WR), Colorado	1977-79
Wade, Bill (QB), Vanderbilt	1954-60
Walker, Glen (P), USC	1977-78
Wallace, Jackie (DB), Arizona	1977-79
Waller, Ron (RB), Maryland	1955-58
Wardlow, Duane (DE), Washington	1954-56
Washington, Ken (RB-DB), UCLA	1946-48
Waterfield, Bob (QB-DB-K), UCLA	1946-52
Wendryhoski, Joe (C), Illinois	1964-66
West, Pat (RB), USC	1946-48
West, Stan (MG), Oklahoma	1950-54
Westbrooks, Greg (LB), Colorado	1979
White, Lee (RB), Weber State	1971
Whitmyer, Nat (DB), Washington	1963
Whittenton, Jesse (DB), Texas Western	1956-57
Whittingham, Fred (LB), Cal Poly SLO	1964
Wilbur, John (G), Stanford	1970
Wilkins, Roy (LB), Georgia	1958-59
Wilkinson, Jerry (DE), Oregon State	1970
Williams, Charlie (WR), Prairie View	1979
Williams, Clarence (DB), Washington St.	1965-72
Williams, Frank (RB), Pepperdine	1961-64
Williams, Jeff (T), Rhode Island	1977
Williams, Jerry (DB), Washington State	1949-52
Williams, John (T), Minnesota	1972-79
Williams, Roger (DE), Grambling	1971-72
Williams, Sam (DB), Michigan State	1959
Williams, Travis (RB), Arizona State	1971
Wilson, Ben (RB), USC	1963-65
Wilson, Jack (RB), Baylor	1946-47
Wilson, Jim (T), Georgia	1968
Wilson, Tom (RB), No College	1956-61
Winkler, Jim (DB), Texas A&M	1951-52
Winston, Kelton (DB), Wiley	1967-68
Wojeik, Greg (DT), USC	1971
Woodlief, Doug (LB), Memphis State	1965-69

Y

Yagiello, Ray (G), Catawba	1948-49
Young, Charlie (TE), USC	1977-79
Youngblood, George (DB), Cal State L A	1966
Youngblood, Jack (DE), Florida	1971-79
Youngblood, Jim (LB), Tennessee Tech.	1973-79
Younger, Paul (RB-LB), Grambling	1949-57

Z

Zilly, Jack (TE-DE), Notre Dame	1947-51
---------------------------------	---------

Nine former Ram players went on to become Ram coaches. They are Lindon Crow, Don Doll, Tom Fears, Howard Hickey, Leon McLaughlin, Don Paul, Elijah Pitts, Harland Svare and Bob Waterfield.

Ye Old Rams Awards

OUTSTANDING LINEMAN

1951—Jim Winkler; 1952—Andy Robustelli; 1953—Andy Robustelli; 1954—Tom Fears; 1955—Bud McFadin; 1956—Bud McFadin*; 1957—Duane Putnam; 1958—Del Shofner; 1959—Bob Fry; 1960—Jim Phillips (Off.), John LoVetere (Def.); 1961—Frank Varrichione (Off.), Lamar Lundy (Def.); 1962—Frank Varrichione (Off.), David Jones (Def.); 1963—Frank Varrichione (Off.), Jack Pardee (Def.); 1964—Marlin McKeever (Off.), David Jones (Def.); 1965—Tommy McDonald (Off.), David Jones (Def.); 1966—Charlie Cowan (Off.), David Jones (Def.); 1967—Joe Scibelli (Off.), Merlin Olsen (Def.); 1968—Joe Scibelli (Off.), Merlin Olsen (Def.); 1969—Ken Iman (Off.), Merlin Olsen (Def.); 1970—Tom Mack (Off.), Merlin Olsen (Def.); 1971—Joe Scibelli (Off.), Coy Bacon (Def.); 1972—Joe Scibelli (Off.), Coy Bacon (Def.); 1973—Joe Scibelli (Off.), Jack Youngblood (Def.); 1974—Charlie Cowan (Off.), Fred Dryer (Def.); 1975—Tom Mack (Off.), Jack Youngblood (Def.); 1976—Rich Saul (Off.), Jack Youngblood (Def.); 1977—Tom Mack (Off.), Larry Brooks (Def.); 1978—Tom Mack (Off.), Jack Youngblood (Def.); 1979—Rich Saul (Off.), Jack Youngblood (Def.).

OUTSTANDING RECEIVER

1967—Jack Snow; 1968—Bernie Casey; 1969—Billy Truax; 1970—Jack Snow; 1971—Lance Rentzel; 1972—Jack Snow; 1973—Harold Jackson; 1974—Bob Klein; 1975—Ron Jessie; 1976—Ron Jessie; 1977—Terry Nelson; 1978—Ron Jessie; 1979—Preston Dennard.

OUTSTANDING ROOKIE

1952—Bob Carey; 1953—Frank Fuller; 1954—Les Richter; 1955—Don Burroughs; 1956—Hugh Pitts; 1957—Jog Arnett; 1958—Lou Michaels; 1959—John LoVetere; 1960—Charley Britt; 1961—David Jones; 1962—Merlin Olsen; 1963—Don Chuy; 1964—Bill Munson; 1965—Jack Snow; 1966—Tom Mack; 1967—Willie Ellison; 1968—Mike Dennis; 1969—Larry Smith; 1970—Rich Saul; 1971—Isiah Robertson; 1972—Jim Bertelsen; 1973—Eddie McMillan; 1974—John Cappelletti; 1975—Monte Jackson; 1976—Pat Haden; 1977—Billy Waddy; 1978—Frank Corral; 1979—Kent Hill.

MOST VALUABLE PLAYER

1960—Les Richter; 1961—Jim Phillips; 1962—Dick Bass; 1963—Roman Gabriel; 1964—Ed Meador; 1965—Ed Meador; 1966—Dick Bass; 1967—Roman Gabriel; 1968—David Jones; 1969—Roman Gabriel; 1970—Merlin Olsen; 1971—Roman Gabriel; 1972—Merlin Olsen; 1973—John Hadl; 1974—James Harris; 1975—Jack Youngblood; 1976—Jack Youngblood; 1977—Pat Haden; 1978—(Tie) Jack Reynolds, Jim Youngblood; 1979—Jack Youngblood.

OUTSTANDING BACK

1951—Dan Towler; 1952—Paul Younger; 1953—Skeet Quinlan; 1954—Paul Younger; 1955—Ron Waller; 1956—Paul Younger*; 1957—Tom Wilson; 1958—Jon Arnett; 1959—Jon Arnett; 1960—Jon Arnett (Off.), Ed Meador (Def.); 1961—Dick Bass (Off.), Ed Meador (Def.); 1962—Dick Bass (Off.), Marlin McKeever (Def.); 1963—Dick Bass (Off.), Ed Meador (Def.); 1964—Les Josephson (Off.), Ed Meador (Def.); 1965—Dick Bass (Off.), Ed Meador (Def.); 1966—Dick Bass (Off.), Maxie Baughan (Def.); 1967—Les Josephson (Off.), Ed Meador (Def.); 1968—Roman Gabriel (Off.), Jack Pardee (Def.); 1969—Les Josephson (Off.), Ed Meador (Def.); 1970—Les Josephson (Off.), Jack Pardee (Def.); 1971—Willie Ellison (Off.), Marlin McKeever (Def.); 1972—Willie Ellison (Off.), Marlin McKeever (Def.); 1973—Lawrence McCutcheon (Off.), Dave Elmendorf (Def.); 1974—Lawrence McCutcheon (Off.), Dave Elmendorf (Def.); 1975—Lawrence McCutcheon (Off.), Bill Simpson (Def.); 1976—Lawrence McCutcheon (Off.), Monte Jackson (Def.); 1977—Lawrence McCutcheon (Off.), Bill Simpson (Def.); 1978—John Cappelletti (Off.), Pat Thomas (Def.); 1979—Wendell Tyler (Off.), Jim Youngblood (Def.).

*Based on outstanding offensive player.

**Based on outstanding defensive player.

Pro Bowl

- 1951 Larry Brink, Glenn Davis, Tom Fears, Dick Hoerner, Dick Huffman, Woodley Lewis, Norm Van Brocklin, Bob Waterfield
- 1952 Larry Brink, Elroy Hirsch, Don Paul, Dan Towler, Norm Van Brocklin, Bob Waterfield, Stan West, Paul Younger
- 1953 Elroy Hirsch, Don Paul, Dan Towler, Norm Van Brocklin, Stan West, Jim Winkler, Paul Younger
- 1954 Elroy Hirsch, Don Paul, Andy Robustelli, Dan Towler, Norm Van Brocklin, Paul Younger
- 1955 Bob Boyd, Leon McLaughlin, Duane Putnam, Skeet Quinlan, Les Richter, Dan Towler, Norm Van Brocklin
- 1956 Bud McFadin, Duane Putnam, Les Richter, Andy Robustelli, Will Sherman, Norm Van Brocklin, Ron Waller
- 1957 Leon Clarke, John Hock, Bud McFadin, Paul Miller, Les Richter, Tom Wilson
- 1958 Jon Arnett, Dick Daughtery, Duane Putnam, Les Richter, Tom Wilson
- 1959 Jon Arnett, Duane Putnam, Les Richter, Will Sherman, Del Shofner, Bill Wade
- 1960 Jon Arnett, Les Richter, Del Shofner
- 1961 Jon Arnett, Ed Meador, Jim Phillips, Les Richter
- 1962 Jon Arnett, Jim Phillips, Les Richter
- 1963 Dick Bass, Merlin Olsen, Jim Phillips, Frank Varrichione
- 1964 Dick Bass, Merlin Olsen, Jack Pardee
- 1965 David Jones, Ed Meador, Merlin Olsen
- 1966 David Jones, Tom McDonald, Ed Meador, Merlin Olsen
- 1967 Dick Bass, Maxie Baughan, Bruce Gossett, David Jones, Marlin McKeever, Ed Meador, Merlin Olsen
- 1968 Maxie Baughan, Roger Brown, Bernie Casey, Roman Gabriel, David Jones, Les Josephson, Tom Mack, Ed Meador, Merlin Olsen, Jack Snow
- 1969 Maxie Baughan, Joe Carollo, Charlie Cowan, Roman Gabriel, Bruce Gossett, David Jones, Tom Mack, Merlin Olsen, Joe Scibelli
- 1970 Maxie Baughan, Bob Brown, Charlie Cowan, Roman Gabriel, David Jones, Tom Mack, Merlin Olsen
- 1971 Bob Brown, Charlie Cowan, David Jones, Tom Mack, Merlin Olsen
- 1972 Willie Ellison, Tom Mack, Merlin Olsen, Isiah Robertson
- 1973 Coy Bacon, Dave Chapple, Tom Mack, Merlin Olsen
- 1974 Jim Bertelsen, John Hadl, Harold Jackson, Tom Mack, Lawrence McCutcheon, Merlin Olsen, Isiah Robertson, Jack Youngblood
- 1975 James Harris, Tom Mack, Lawrence McCutcheon, Merlin Olsen, Isiah Robertson, Jack Youngblood
- 1976 Fred Dryer, Harold Jackson, Tom Mack, Lawrence McCutcheon, Merlin Olsen, Jack Reynolds, Isiah Robertson, Jack Youngblood
- 1977 Larry Brooks, Monte Jackson, Ron Jessie, Lawrence McCutcheon, Isiah Robertson, Rich Saul, Jack Youngblood
- 1978 Larry Brooks, Doug France, Pat Haden, Harold Jackson, Monte Jackson, Tom Mack, Lawrence McCutcheon, Isiah Robertson, Rich Saul, Jack Youngblood
- 1979 Larry Brooks, Frank Corral, Doug France, Dennis Harrah, Tom Mack, Red Perry, Rich Saul, Pat Thomas, Jack Youngblood
- 1980 Larry Brooks, Dennis Harrah, Rich Saul, Jack Youngblood, Jim Youngblood

PRO BOWL RESULTS

(West 13 wins, East 7)

1971—NFC 27, AFC 6
1972—AFC 26, NFC 13
1973—AFC 33, NFC 28
1974—AFC 15, NFC 13

1975—NFC 17, AFC 10
1976—NFC 23, AFC 20
1977—AFC 24, NFC 14
1978—NFC 14, AFC 13

1979—NFC 13, AFC 7
1980—NFC 37, AFC 24
(NFC leads series, 6-4)

Year-by-Year Rams Scores

Cleveland Rams — 1937-42, 1944-45

Los Angeles Rams — 1946-79

1937 (1-10-0, Fifth Place)

Coach: Hugo Bezdek		
	Rams	Opp.
Detroit (H)	0	28
Philadelphia (A)	21	3
Brooklyn (A)	7	9
Chicago Cards (H)	0	6
Chicago Bears (H)	2	20
Green Bay (H)	10	35
Green Bay (A)	7	35
Chicago Cards (A)	7	13
Detroit (A)	7	27
Washington (H)	7	16
Chicago Bears (A)	7	15
	<hr/>	<hr/>
	75	207

1938 (4-7-0, Fourth Place)

Coach: Hugo Bezdek (3 games)		
Coach: Art Lewis (8 games)		
	Rams	Opp.
Green Bay (A)	17	26
Chicago Cards (H)	6	7
Washington (A)	13	37
Detroit (H)	21	17
Chicago Bears (H)	14	7
Chicago Bears (A)	23	21
Green Bay (H)	7	28
Detroit (A)	0	6
New York (A)	0	28
Chicago Cards (A)	17	31
Pittsburgh (New Orleans)	13	7
	<hr/>	<hr/>
	131	215

1939 (5-5-1, Fourth Place)

Coach: Earl "Dutch" Clark		
	Rams	Opp.
Chicago Bears (A)	21	30
Brooklyn (A)	12	23
Green Bay (A)	27	24
Chicago Bears (H)	21	35
Detroit (A)	7	15
Chicago Cards (A)	24	0
Pittsburgh (H)	14	14
Chicago Cards (H)	14	0
Detroit (H)	14	3
Green Bay (H)	6	7
Philadelphia (Colo. Sprgs.)	35	13
	<hr/>	<hr/>
	195	164

1940 (4-6-1, Fourth Place)

Coach: Earl "Dutch" Clark		
	Rams	Opp.
Philadelphia (H)	21	13
Detroit (A)	0	6
Chicago Bears (H)	14	21
Green Bay (A)	14	31
Chicago Cards (H)	26	14

Chicago Cards (A)	7	17
Detroit (H)	14	0
New York (A)	13	0
Brooklyn (A)	14	29
Chicago Bears (A)	25	47
Green Bay (H)	13	13
	<hr/>	<hr/>
	171	191

1941 (2-9-0, Fifth Place)

Coach: Earl "Dutch" Clark		
	Rams	Opp.
Pittsburgh (Akron)	17	14
Chicago Cards (A)	10	6
Green Bay (A)	7	24
Chicago Bears (H)	21	48
Detroit (A)	7	17
Green Bay (H)	14	17
Washington (A)	13	17
Detroit (H)	0	14
Chicago Bears (A)	13	31
New York (A)	14	49
Chicago Cards (H)	0	7
	<hr/>	<hr/>
	116	244

1942 (5-6-0, Third Place)

Coach: Earl "Dutch" Clark		
	Rams	Opp.
Chicago Cards (Buffalo)	0	7
Philadelphia (H)	24	14
Detroit (A)	14	0
Chicago Bears (H)	7	21
Chicago Cards (H)	7	3
Brooklyn (A)	17	0
Green Bay (H)	12	30
Washington (A)	14	33
Green Bay (A)	28	45
Detroit (H)	27	7
Chicago Bears (A)	0	47
	<hr/>	<hr/>
	150	207

Rams suspended operations in 1943.

1944 (4-6-0, Fourth Place)

Coach: Aldo "Buff" Donelli		
	Rams	Opp.
Card-Pitt (Pitt.)	30	28
Chicago Bears (H)	19	7
Detroit (A)	20	17
Green Bay (A)	21	30
Chicago Bears (A)	21	28
Washington (A)	10	14
Green Bay (H)	7	42
Card-Pitt (Chicago)	33	6
Detroit (H)	14	26
Philadelphia (A)	13	26
	<hr/>	<hr/>
	188	224

1945 (9-1-0, First Place)

Coch: Adam Walsh	Rams	Opp.
Chicago Cards (H)	21	0
Chicago Bears (H)	17	0
Green Bay (A)	27	14
Chicago Bears (A)	41	21
Philadelphia (A)	14	28
New York (A)	21	17
Green Bay (H)	20	7
Chicago Cards (A)	35	21
Detroit (A)	28	21
Boston (H)	20	7
	<u>244</u>	<u>136</u>
*Washington (H)	15	14

1946 (6-4-1, Second Place)

Coch: Adam Walsh	Rams	Opp.
Philadelphia (H)	14	25
Green Bay (A)	21	17
Chicago Bears (A)	28	28
Detroit (H)	35	14
Chicago Cards (A)	10	34
Detroit (A)	41	20
Chicago Bears (H)	21	27
Chicago Cards (H)	17	14
Boston (A)	21	40
New York (A)	31	21
Green Bay (H)	38	17
	<u>277</u>	<u>257</u>

1947 (6-6-0, Fourth Place)

Coch: Bob Snyder	Rams	Opp.
Pittsburgh (A)	48	7
Green Bay (A)	14	17
Detroit (A)	27	13
Chicago Cards (H)	27	7
Philadelphia (A)	7	14
Chicago Cards (A)	10	17
Boston (H)	16	27
Chicago Bears (H)	21	41
Detroit (H)	28	17
Green Bay (H)	10	30
Chicago Bears (A)	17	14
New York (H)	34	10
	<u>259</u>	<u>214</u>

1948 (6-5-1, Third Place)

Coch: Clark Shaughnessy	Rams	Opp.
Detroit (H)	44	7
Philadelphia (H)	28	28
Chicago Bears (A)	21	42
Green Bay (A)	0	16
Detroit (A)	34	27
Chicago Cards (H)	22	27
Chicago Bears (H)	6	21
New York (A)	52	37
Chicago Cards (A)	24	27
Green Bay (H)	24	10
Washington (A)	41	13
Pittsburgh (H)	31	14
	<u>327</u>	<u>269</u>

1949 (8-2-2, First Place)

Coch: Clark Shaughnessy	Rams	Opp.
Detroit (H)	27	24
Green Bay (A)	48	7
Chicago Bears (A)	31	16
Detroit (A)	21	10
Green Bay (H)	35	7
Chicago Bears (H)	27	24
Philadelphia (A)	14	38
Pittsburgh (A)	7	7
Chicago Cards (A)	28	28
New York Bulldogs (H)	42	20
Chicago Cards (H)	27	31
Washington (H)	53	27
	<u>360</u>	<u>239</u>
*Philadelphia (H)	0	14

1950 (9-3-0, First Place)

Coch: Joe Stydahar	Rams	Opp.
Chicago Bears (H)	20	24
New York Yanks (H)	45	28
San Francisco (A)	35	14
Philadelphia (A)	20	56
Detroit (A)	30	28
Baltimore (H)	70	27
Detroit (H)	65	24
San Francisco (H)	28	21
Green Bay (A)	45	14
New York Yanks (A)	43	35
Chicago Bears (A)	14	24
Green Bay (H)	51	14
	<u>466</u>	<u>309</u>

†Chicago Bears (H)	24	14
*Cleveland (A)	28	30

1951 (8-4-0, First Place)

Coch: Joe Stydahar	Rams	Opp.
New York Yanks (H)	54	14
Cleveland (H)	23	38
Detroit (A)	27	21
Green Bay (A)	26	0
San Francisco (A)	17	44
San Francisco (H)	23	16
Chicago Cards (H)	45	21
New York Yanks (H)	48	21
Washington (A)	21	31
Chicago Bears (A)	42	17
Detroit (H)	22	24
Green Bay (H)	42	14
	<u>392</u>	<u>261</u>

*Cleveland (H)	24	17
--------------------------	----	----

1952 (9-3-0, Second Place)

Coch: Joe Stydahar (1 game)	Rams	Opp.
Coch: Hampton Pool (11 games)		
Cleveland (A)	7	.37
Detroit (H)	14	17
Green Bay (A)	30	28

†Conference Playoff
*NFL Championship

Detroit	(A)	16	24
Chicago Bears	(H)	31	7
Dallas	(H)	42	20
Dallas	(A)	27	6
Chicago Bears	(A)	40	24
San Francisco	(H)	35	9
San Francisco	(A)	34	21
Green Bay	(H)	45	27
Pittsburgh	(H)	28	14
		349	234
+Detroit	(A)	21	31

1953 (8-3-1, Third Place)

Coach: Hampton Pool			
New York	(H)	21	7
San Francisco	(A)	30	31
Green Bay	(A)	38	20
Detroit	(A)	31	19
Chicago Bears	(H)	38	24
Detroit	(H)	37	24
San Francisco	(H)	27	31
Chicago Cards	(A)	24	24
Baltimore	(A)	21	13
Chicago Bears	(A)	21	24
Baltimore	(H)	45	2
Green Bay	(H)	33	17
		366	236

1954 (6-5-1, Fourth Place)

Coach: Hampton Pool			
Baltimore	(A)	48	0
San Francisco	(H)	24	24
Detroit	(A)	3	21
Green Bay (A)		17	35
Chicago Bears	(H)	42	38
Detroit	(H)	24	27
San Francisco (A)		42	34
Chicago Cards	(H)	28	17
New York	(A)	17	16
Chicago Bears	(A)	13	24
Baltimore	(H)	21	22
Green Bay	(H)	35	27
		314	285

1955 (8-3-1, First Place)

Coach: Sid Gillman			
San Francisco	(A)	23	14
Pittsburgh	(H)	27	26
Detroit	(A)	17	10
Green Bay	(A)	28	30
Detroit	(H)	24	13
Chicago Bears	(H)	20	31
San Francisco	(H)	27	14
Chicago Bears	(A)	3	24
Baltimore	(A)	17	17
Philadelphia	(A)	23	21
Baltimore	(H)	20	14
Green Bay	(H)	31	17
		260	231
*Cleveland	(H)	14	38

1956 (4-8-0, Fifth Place)

Coach: Sid Gillman			
Philadelphia	(H)	27	7
San Francisco	(A)	30	33
Detroit	(A)	21	24
Green Bay	(A)	17	42
Detroit	(H)	7	16
Chicago Bears	(H)	24	35
San Francisco	(H)	30	6
Chicago Bears	(A)	21	30
Baltimore	(A)	21	56
Pittsburgh	(A)	13	30
Baltimore	(H)	31	7
Green Bay	(H)	49	21
		291	307

1957 (6-6-0, Fourth Place)

Coach: Sid Gillman			
Philadelphia	(H)	17	13
San Francisco	(A)	20	23
Detroit	(A)	7	10
Chicago Bears	(A)	26	34
Detroit	(H)	35	17
Chicago Bears	(H)	10	16
San Francisco	(H)	37	24
Green Bay	(A)	31	27
Cleveland	(A)	31	45
Baltimore	(A)	14	31
Green Bay	(H)	42	17
Baltimore	(H)	37	21
		307	278

1958 (8-4-0, Second Place)

Coach: Sid Gillman			
Cleveland	(H)	27	30
San Francisco	(A)	33	3
Detroit	(A)	42	28
Chicago Bears	(A)	10	31
Detroit	(H)	24	41
Chicago Bears	(H)	41	35
San Francisco	(H)	56	7
Green Bay	(A)	20	7
Baltimore	(A)	7	34
Chicago Cards	(A)	20	14
Baltimore	(H)	30	28
Green Bay	(H)	34	20
		344	278

1959 (2-10-0, Sixth Place)

Coach: Sid Gillman			
New York	(H)	21	23
San Francisco	(A)	0	34
Chicago Bears	(A)	28	21
Green Bay	(A)	45	6
Detroit	(H)	7	17
Chicago Bears	(H)	21	26
San Francisco	(H)	16	24
Detroit	(A)	17	23
Philadelphia	(A)	20	23

+Conference Playoff
*NFL Championship

Baltimore (A)	21	35
Green Bay (H)	20	38
Baltimore (H)	26	45
	<u>242</u>	<u>315</u>

1960 (4-7-1, Sixth Place)

Coach: Bob Waterfield		
	Rams	Opp.
St. Louis (H)	21	43
San Francisco (A)	9	13
Chicago (A)	27	34
Baltimore (A)	17	31
Chicago (H)	24	24
Detroit (H)	48	35
Dallas (A)	38	13
Detroit (A)	10	12
Green Bay (A)	33	31
San Francisco (H)	7	23
Baltimore (H)	10	3
Green Bay (H)	21	35
	<u>265</u>	<u>297</u>

1961 (4-10-0, Sixth Place)

Coach: Bob Waterfield		
	Rams	Opp.
Baltimore (A)	24	27
Chicago (H)	17	21
Pittsburgh (H)	24	14
San Francisco (A)	0	35
Detroit (A)	13	14
New York (A)	14	24
Detroit (H)	10	28
Minnesota (H)	31	17
San Francisco (H)	17	7
Green Bay (A)	17	35
Chicago (A)	24	28
Minnesota (A)	21	42
Baltimore (H)	34	17
Green Bay (H)	17	24
	<u>263</u>	<u>333</u>

1962 (1-12-1, Seventh Place)

Coach: Bob Waterfield (8 games)		
Coach: Harland Svare (6 games)		
	Rams	Opp.
Baltimore (A)	27	30
Chicago (H)	23	27
Dallas (H)	17	27
Washington (A)	14	20
Detroit (A)	10	13
Minnesota (H)	14	38
San Francisco (A)	28	14
Detroit (H)	3	12
Baltimore (H)	2	14
San Francisco (H)	17	24
Minnesota (A)	24	24
Green Bay (A)	10	41
Chicago (A)	14	30
Green Bay (H)	17	20
	<u>220</u>	<u>334</u>

1963 (5-9-0, Sixth Place)

Coach: Harland Svare		
	Rams	Opp.
Detroit (H)	2	23

Washington (H)	14	37
Cleveland (A)	6	20
Green Bay (A)	10	42
Chicago (H)	14	52
Minnesota (H)	27	24
San Francisco (H)	28	21
Minnesota (A)	13	21
Chicago (A)	0	6
Detroit (A)	28	21
Baltimore (H)	17	16
San Francisco (A)	21	17
Green Bay (H)	14	31
Baltimore (A)	16	19
	<u>210</u>	<u>350</u>

1964 (5-7-2, Fifth Place)

Coach: Harland Svare		
	Rams	Opp.
Pittsburgh (A)	26	14
Detroit (H)	17	17
Minnesota (H)	22	13
Baltimore (A)	20	35
Chicago (A)	17	38
San Francisco (H)	42	14
Green Bay (A)	27	17
Detroit (A)	17	37
Philadelphia (H)	20	10
Chicago (H)	24	34
Baltimore (H)	7	24
Minnesota (A)	13	34
San Francisco (A)	7	28
Green Bay (H)	24	24
	<u>283</u>	<u>339</u>

1965 (4-10-0, Seventh Place)

Coach: Harland Svare		
	Rams	Opp.
Detroit (A)	0	20
Chicago (H)	30	28
Minnesota (H)	35	38
Chicago (A)	6	31
San Francisco (H)	21	45
Baltimore (A)	20	35
Detroit (H)	7	31
Minnesota (A)	13	24
Green Bay (A)	3	6
San Francisco (A)	27	30
Green Bay (H)	21	10
St. Louis (A)	27	3
Cleveland (H)	42	7
Baltimore (H)	17	20
	<u>269</u>	<u>328</u>

1966 (8-6-0, Third Place)

Coach: George Allen		
	Rams	Opp.
Atlanta (A)	19	14
Chicago (H)	31	17
Green Bay (A)	13	24
San Francisco (H)	34	3
Detroit (A)	14	7
Minnesota (A)	7	35
Chicago (A)	10	17
Baltimore (H)	3	17

San Francisco (A)	13	21
New York (H)	55	14
Minnesota (H)	21	6
Baltimore (A)	23	7
Detroit (H)	23	3
Green Bay (H)	23	27
	<u>289</u>	<u>212</u>

1967 (11-1-2, First Place)

Coach: George Allen	Rams	Opp.
New Orleans (A)	27	13
Minnesota (H)	39	3
Dallas (A)	35	13
San Francisco (H)	24	27
Baltimore (A)	24	24
Washington (H)	28	28
Chicago (A)	28	17
San Francisco (A)	17	7
Philadelphia (H)	33	17
Atlanta (A)	31	3
Detroit (A)	31	7
Atlanta (H)	20	3
Green Bay (H)	27	24
Baltimore (H)	34	10
	<u>398</u>	<u>196</u>

*Green Bay (A)	7	28
†Cleveland (Miami)	30	6

1968 (10-3-1, Second Place)

Coach: George Allen	Rams	Opp.
St. Louis (A)	24	13
Pittsburgh (H)	45	10
Cleveland (A)	24	6
San Francisco (H)	24	10
Green Bay (A)	16	14
Atlanta (H)	27	14
Baltimore (A)	10	27
Detroit (H)	10	7
Atlanta (A)	17	10
San Francisco (A)	20	20
New York (H)	24	21
Minnesota (A)	31	3
Chicago (H)	16	17
Baltimore (H)	24	28
	<u>312</u>	<u>200</u>

1969 (11-3-0, First Place)

Coach: George Allen	Rams	Opp.
Baltimore (A)	27	20
Atlanta (H)	17	7
New Orleans (H)	36	17
San Francisco (A)	27	21
Green Bay (H)	34	21
Chicago (A)	9	7
Atlanta (A)	38	6
San Francisco (H)	41	30
Philadelphia (A)	23	17
Dallas (H)	24	23
Washington (A)	24	13
Minnesota (H)	13	20
Detroit (A)	0	28

Baltimore (H)	7	13
	<u>320</u>	<u>243</u>
*Minnesota (A)	20	23
†Dallas (Miami)	31	0

1970 (9-4-1, Second Place)

Coach: George Allen	Rams	Opp.
St. Louis (H)	34	13
Buffalo (A)	19	0
San Diego (H)	37	10
San Francisco (H)	6	20
Green Bay (A)	31	21
Minnesota (A)	3	13
New Orleans (A)	30	17
Atlanta (H)	10	10
New York Jets (H)	20	31
Atlanta (A)	17	7
San Francisco (A)	30	13
New Orleans (H)	34	16
Detroit (H)	23	28
New York Giants (A)	31	3
	<u>325</u>	<u>202</u>

1971 (8-5-1, Second Place)

Coach: Tommy Prothro	Rams	Opp.
New Orleans (A)	20	24
Atlanta (H)	20	20
Chicago (H)	17	3
San Francisco (A)	20	13
Atlanta (A)	24	16
Green Bay (H)	30	13
Miami (H)	14	20
Baltimore (A)	17	24
Detroit (A)	21	13
San Francisco (H)	17	6
Dallas (A)	21	28
New Orleans (H)	45	28
Washington (H)	24	38
Pittsburgh (A)	23	14
	<u>313</u>	<u>260</u>

1972 (6-7-1, Third Place)

Coach: Tommy Prothro	Rams	Opp.
New Orleans (H)	34	14
Chicago (A)	13	13
Atlanta (A)	3	31
San Francisco (H)	31	7
Philadelphia (A)	34	3
Cincinnati (H)	15	12
Oakland (A)	17	45
Atlanta (H)	20	7
Denver (H)	10	16
Minnesota (H)	41	45
New Orleans (A)	16	19
San Francisco (A)	26	16
St. Louis (A)	14	24
Detroit (H)	17	34
	<u>291</u>	<u>286</u>

*Western Conference Playoff
†Playoff Bowl Game

1973 (12-2-0, First Place)

Coach: Chuck Knox		Rams	Opp.
Kansas City	(A)	23	13
Atlanta	(H)	31	0
San Francisco	(A)	40	20
Houston	(A)	31	26
Dallas	(H)	37	31
Green Bay	(H)	24	7
Minnesota	(A)	9	10
Atlanta	(A)	13	15
New Orleans	(H)	29	7
San Francisco	(H)	31	13
New Orleans	(A)	24	13
Chicago	(A)	26	0
New York Giants	(H)	40	6
Cleveland	(H)	30	17
		388	178
*Dallas	(A)	16	27

1974 (10-4-0, First Place)

Coach: Chuck Knox		Rams	Opp.
Denver	(A)	17	10
New Orleans	(H)	24	0
New England	(A)	14	20
Detroit	(H)	16	13
Green Bay	(A)	6	17
San Francisco	(H)	37	14
New York Jets	(A)	20	13
San Francisco	(A)	15	13
Atlanta	(H)	21	0
New Orleans	(A)	7	20
Minnesota	(H)	20	17
Atlanta	(A)	30	7
Washington	(H)	17	23
Buffalo	(H)	19	14
		263	181
*Washington	(H)	19	10
†Minnesota	(A)	10	14

1975 (12-2-0, First Place)

Coach: Chuck Knox		Rams	Opp.
Dallas	(A)	7	18
San Francisco	(A)	23	14
Baltimore	(H)	24	13
San Diego	(A)	13	10(OT)
Atlanta	(H)	22	7
New Orleans	(H)	38	14
Philadelphia	(A)	42	3
San Francisco	(H)	23	24
Atlanta	(A)	16	7
Chicago	(H)	38	10
Detroit	(A)	20	0
New Orleans	(A)	14	7
Green Bay	(H)	22	5
Pittsburgh	(H)	10	3
		312	135
*St. Louis	(H)	35	23
†Dallas	(H)	7	37

*NFC Divisional Playoff
 †NFC Championship

1976 (10-3-1, First Place)

Coach: Chuck Knox		Rams	Opp.
Atlanta	(A)	30	14
Minnesota	(A)	10	10(OT)
New York Giants	(H)	24	10
Miami	(A)	31	28
San Francisco	(H)	0	16
Chicago	(H)	20	12
New Orleans	(A)	16	10
Seattle	(H)	45	6
Cincinnati	(A)	12	20
St. Louis	(H)	28	30
San Francisco	(A)	23	3
New Orleans	(H)	33	14
Atlanta	(H)	59	0
Detroit	(A)	20	7
		351	190
*Dallas	(A)	14	12
†Minnesota	(A)	13	24

1977 (10-4, First Place)

Coach: Chuck Knox		Rams	Opp.
Atlanta	(A)	6	17
Philadelphia	(H)	20	0
San Francisco	(H)	34	14
Chicago	(A)	23	24
New Orleans	(H)	14	7
Minnesota	(H)	35	3
New Orleans	(A)	26	27
Tampa Bay	(H)	31	0
Green Bay	(A)	24	6
San Francisco	(A)	23	10
Cleveland	(A)	9	0
Oakland	(H)	20	14
Atlanta	(H)	23	7
Washington	(A)	14	17
		302	146
*Minnesota	(H)	7	14

1978 (12-4, First Place)

Coach: Ray Malavasi		Rams	Opp.
Philadelphia	(A)	16	14
Atlanta	(H)	10	0
Dallas	(H)	27	14
Houston	(A)	10	6
New Orleans	(A)	26	20
San Francisco	(H)	27	10
Minnesota	(A)	34	17
New Orleans	(H)	3	10
Atlanta	(A)	7	15
Tampa Bay	(H)	26	23
Pittsburgh	(H)	10	7
San Francisco	(A)	31	28
Cleveland	(A)	19	30
New York Giants	(A)	20	17
Cincinnati	(H)	19	20
Green Bay	(H)	31	14
		316	245
*Minnesota	(H)	34	10
†Dallas	(H)	0	28

1979 (9-7, First Place)

Coach: Ray Malavasi	Rams	Opp.
Oakland (H)	17	24
Denver (A)	13	9
San Francisco (H)	27	24
Tampa Bay (A)	6	21
St. Louis (H)	21	0
New Orleans (A)	35	17
Dallas (A)	6	30
San Diego (H)	16	40
New York Giants (H)	14	20
Seattle (A)	24	0
Chicago (A)	23	27

Atlanta (H)	20	14
San Francisco (A)	26	20
Minnesota (H)	27	21(OT)
Atlanta (A)	34	13
New Orleans (H)	14	29
	<hr/>	<hr/>
	323	309
*Dallas (A)	21	19
†Tampa Bay (A)	9	0
‡Pittsburgh . . (Pasadena, Ca.)	19	31

*NFC Divisional Playoff
 †NFC Championship
 ‡Super Bowl XIV



Memorable Trades

- 1952** Rams acquired Les Richter from Dallas for veterans Dick Hoerner (RB), Tom Keane (DB), George Sims (DB), Vic Vasicek (LB), Joe Reid (LB) and Jack Halliday (DT), as well as draft choices David Anderson, Aubrey Phillips, Billy Baggett, Dick McKissick and Dick Wilkins.
- 1959** Rams acquired Ollie Matson from Chicago Cardinals for Ken Panfil (T), Frank Fuller (T), Art Hauser (T), Glenn Holtzman (E), Larry Hickman (FB), Don Brown (HB), John Tracey (E) and two draft choices.
- 1972** Rams trade Jack Pardee (LB), Myron Pottios (LB), Maxie Baughan (LB), John Wilbur (G), Jeff Jordan (RB), Diron Talbert (DT) and D4 '71 to Washington for Marlin McKeever (LB), D1 '72 (Isiah Robertson), D3 '71 (Dave Elmendorf), D3 '72 (Traded), D4 '72 (Traded), D5 '72 (Bob Christiansen), D6 '72 (Ed Hebert) and D7 '72 (Traded).
- 1973** Rams trade Roman Gabriel to Philadelphia for Harold Jackson (WR), Tony Baker (RB), D1 '74 (John Cappelletti), D1 '75 (Dennis Harrah) and D3 '75 (Dan Nugent).
- 1974** Rams trade John Hadl to Green Bay for D1 '75 (Mike Fanning), D2 '75 (Monte Jackson), D3 '75 (Geoff Reece), D1 '76 (compensation to Detroit for Ron Jessie) and D2 '76 (Pat Thomas).

Preseason Games Results

Summary (1946-79)	Won	Lost	Tied
Rams vs. service teams	7	0	0
Rams vs. Seattle	3	0	0
Rams vs. Hawaiian Warriors	2	0	0
Rams vs. Calif. All-Stars	2	0	0
Rams vs. Houston	2	0	0
Rams vs. New Orleans	2	0	0
Rams vs. Baltimore	1	0	0
Rams vs. Boston Yanks	1	0	0
Rams vs. N.Y. Bulldogs	1	0	0
Rams vs. Tampa Bay	1	0	0
Rams vs. Detroit	1	0	1
Rams vs. Pittsburgh	3	1	0
Rams vs. San Francisco	19	7	0
Rams vs. St. Louis	7	3	0
Rams vs. Washington	12	6	0
Rams vs. Buffalo	2	1	0
Rams vs. New England	2	1	0
Rams vs. Dallas	10	7	0
Rams vs. Cleveland	13	9	1
Rams vs. Kansas City	4	3	0
Rams vs. Oakland	5	4	0
Rams vs. San Diego	6	5	0
Rams vs. Chicago	1	1	0
Rams vs. College All-Stars	1	1	0
Rams vs. Miami	1	1	0
Rams vs. N.Y. Giants	5	7	1
Rams vs. Philadelphia	5	7	1
Rams vs. Minnesota	2	4	0
TOTALS	121	68	4

1951		
San Diego	11th Naval Dist	55 2
Los Angeles	Washington	58 14
Los Angeles	Chicago Bears	42 14
Little Rock	Philadelphia	31 26
Salt Lake City	Chicago Cards	21 36
Cleveland	Cleveland	6 7
New York	N.Y. Giants	23 21

1952		
San Diego	11th Naval Dist	45 6
Chicago	College All-Stars	10 7
Los Angeles	Washington	45 23
Portland	Chicago Cards	24 14
Los Angeles	San Francisco	7 17
Philadelphia	Philadelphia	14 35
New York	N.Y. Giants	17 30

1953		
Long Beach	Fort Ord	24 0
San Diego	11th Naval Dist	72 19
Los Angeles	Washington	20 7
Los Angeles	Cleveland	27 9
Los Angeles	San Francisco	35 10
Portland	Chicago Cards	10 23
Little Rock	Philadelphia	17 28
Pittsburgh	Pittsburgh	49 6

1954		
Long Beach	Fort Ord	34 13
Portland	N.Y. Giants	30 7
Los Angeles	Washington	27 7
Los Angeles	Cleveland	38 10
Portland	Chicago Cards	51 17
Los Angeles	San Francisco	27 28
San Antonio	Philadelphia	21 24

1955		
Long Beach	Fort Ord	44 17
Portland	Pittsburgh	35 24
Los Angeles	Washington	28 31
Portland	N.Y. Giants	23 17 (OT)
Los Angeles	Cleveland	38 21
Los Angeles	San Francisco	10 31
Denver	Philadelphia	21 35

1956		
Long Beach	Armed Forces	62 7
Los Angeles	Washington	21 39
Los Angeles	Cleveland	17 6
Seattle	N.Y. Giants	10 20
Los Angeles	Chicago Cards	69 21
Los Angeles	San Francisco	33 24
Portland	Pittsburgh	17 20

1957		
Long Beach	Calif. All-Stars	84 0
Los Angeles	Washington	45 14
Los Angeles	N.Y. Giants	7 24
Portland	Chicago Cards	63 21
Los Angeles	Cleveland	20 14
Los Angeles	San Francisco	58 27
Mobile	Washington	14 3

Site	Opponent	Rams	Opp.
1946			
Chicago	College All-Stars	0	16
Los Angeles	Washington	16	14
1947			
Los Angeles	Washington	20	7
Des Moines	Boston Yanks	24	0
Indianapolis	Detroit	21	0
New York	N.Y. Giants	3	30
1948			
Los Angeles	Washington	10	21
Honolulu	Hawaiian Warriors	41	20
Honolulu	Hawaiian Warriors	42	7
Dallas	Philadelphia	7	21
1949			
Los Angeles	Washington	28	34
San Antonio	N.Y. Bulldogs	21	14
Little Rock	Philadelphia	24	24
Omaha	N.Y. Giants	14	7
1950			
Los Angeles	Washington	14	17
Los Angeles	Chicago Cards	34	31
Los Angeles	Philadelphia	14	49
San Antonio	Baltimore	70	21
New York	N.Y. Giants	14	24

1958						
Pasadena	Calif. All-Stars	73	0	Los Angeles	Cleveland	24 17
Los Angeles	Washington	31	10	San Diego	San Diego	50 7
Los Angeles	N.Y. Giants	38	10	Los Angeles	Kansas City	44 24
Los Angeles	Cleveland	10	13	Los Angeles	San Francisco	34 7
Seattle	Chicago Cards	26	27	1968		
Los Angeles	San Francisco	40	38	Anaheim	New Orleans	21 17
Los Angeles	Pittsburgh	31	6	Los Angeles	Cleveland	23 21
1959				Los Angeles	Dallas	10 42
Boulder	Detroit	20	20	San Diego	San Diego	13 35
Los Angeles	Washington	21	23	Los Angeles	Kansas City	36 16
Los Angeles	Chicago Cards	34	21	Los Angeles	San Francisco	21 20
Los Angeles	Cleveland	24	27	1969		
Los Angeles	San Francisco	48	14	Los Angeles	Dallas	24 17
Los Angeles	Philadelphia	31	28	Los Angeles	Cleveland	3 10
1960				Los Angeles	Kansas City	14 42
Los Angeles	Philadelphia	7	20	San Diego	San Diego	24 14
Los Angeles	Washington	26	21	Los Angeles	Buffalo	50 20
Los Angeles	Cleveland	22	17	Anaheim	San Francisco	31 28
Pendleton	Dallas	49	14	1970		
Los Angeles	San Francisco	28	17	Los Angeles	Cleveland	30 17
Los Angeles	N.Y. Giants	6	20	Los Angeles	Dallas	17 10
1961				Los Angeles	Oakland	34 23
Los Angeles	Washington	26	7	San Diego	San Diego	16 14
Los Angeles	N.Y. Giants	17	17	Pasadena	Houston	20 3
Los Angeles	Cleveland	17	34	Los Angeles	San Francisco	17 14
Los Angeles	San Francisco	20	38	1971		
Minnesota	Minnesota	21	17	Cantón	Houston	17 6
1962				Los Angeles	Dallas	21 45
Los Angeles	Washington	37	7	Los Angeles	Cleveland	17 5
Portland	Minnesota	33	24	Berkeley	Oakland	7 20
Los Angeles	N.Y. Giants	24	31	Foxboro	New England	31 21
Los Angeles	Cleveland	24	26	Los Angeles	San Diego	14 20
Los Angeles	San Francisco	3	19	Los Angeles	San Francisco	23 20
1963				1972		
Los Angeles	Dallas	14	17	Los Angeles	Cleveland	13 3
Los Angeles	Minnesota	3	27	Los Angeles	Dallas	13 27
Portland	Dallas	20	17	Los Angeles	Oakland	9 34
Los Angeles	Cleveland	14	23	Kansas City	Kansas City	13 19
Los Angeles	San Francisco	17	0	San Diego	San Diego	13 14
1964				Los Angeles	San Francisco	14 17
Los Angeles	Dallas	17	6	1973		
Los Angeles	Cleveland	31	56	Los Angeles	Dallas	7 24
Portland	Dallas	25	16	Los Angeles	Cleveland	21 21
Los Angeles	Minnesota	23	34	Berkeley	Oakland	3 16
Los Angeles	San Francisco	21	17	Miami	Miami	14 17
1965				Los Angeles	San Diego	30 17
Los Angeles	Dallas	9	0	Los Angeles	San Francisco	38 10
Los Angeles	Cleveland	19	21	1974		
Nashville	Chicago	14	28	Los Angeles	Cleveland	24 21
Los Angeles	Philadelphia	10	0	Los Angeles	Dallas	6 13
Los Angeles	San Francisco	34	14	Los Angeles	Kansas City	58 16
1966				Los Angeles	Miami	31 13
Los Angeles	Cleveland	16	6	San Diego	San Diego	30 16
Los Angeles	Dallas	10	20	San Francisco	San Francisco	17 7
Minnesota	Minnesota	10	24	1975		
Los Angeles	St. Louis	32	14	Los Angeles	Dallas	35 7
Los Angeles	San Francisco	29	0	Los Angeles	San Francisco	10 6
1967				Buffalo	Buffalo	24 31
Anaheim	New Orleans	16	7	Kansas City	Kansas City	14 6
Los Angeles	Dallas	20	6	Los Angeles	Philadelphia	35 0
				Los Angeles	Oakland	6 0

1976			
Los Angeles	Tampa Bay	26	3
Los Angeles	Dallas	26	14
Seattle	Seattle	16	13
Oakland	Oakland	23	14
Los Angeles	Buffalo	31	17
Los Angeles	San Francisco	10	3

1977			
Los Angeles	Minnesota	17	22
Los Angeles	Philadelphia	20	3
San Francisco	San Francisco	14	23
Kansas City	Kansas City	19	27
Los Angeles	San Diego	25	26
Los Angeles	Oakland	0	21

1978			
Los Angeles	New England	7	14
Los Angeles	San Diego	0	17
Seattle	Seattle	26	7
Oakland	Oakland	28	3

1979			
Los Angeles	Oakland	20	14 (OT)
Foxboro	New England	15	3
Los Angeles	Seattle	21	17
Los Angeles	San Diego	23	7

Rams vs. NFL (1946-1979)

	WON	LOST	TIED	PCT.	TOTAL PTS.	OPP. TOTAL PTS.	RAMS AVG. PTS.	OPP. AVG. PTS.
Rams vs. N.Y. Yankees	4	0	0	1.000	190	98	48	25
Rams vs. Buffalo	2	0	0	1.000	38	14	19	7
Rams vs. Houston	2	0	0	1.000	41	32	21	16
Rams vs. Seattle	2	0	0	1.000	69	6	35	3
Rams vs. Kansas City	1	0	0	1.000	23	13	23	13
Rams vs. N.Y. Bulldogs	1	0	0	1.000	42	20	42	20
Rams vs. Atlanta	21	4	2	.815	585	264	22	10
Rams vs. N.Y. Giants	11	3	0	.786	398	229	28	16
Rams vs. Pittsburgh	10	2	1	.769	311	191	24	15
Rams vs. Tampa Bay	3	1	0	.750	72	44	18	11
Rams vs. New Orleans	16	6	0	.727	545	343	25	16
Rams vs. San Francisco	39	19	2	.667	1481	1135	25	19
Rams vs. Denver	2	1	0	.667	40	35	13	12
Rams vs. San Diego	2	1	0	.667	66	60	22	20
Rams vs. Green Bay	33	19	1	.623	1373	1079	26	20
Rams vs. Philadelphia	10	6	1	.618	358	303	21	18
Rams vs. St. Louis	10	8	2	.550	486	410	24	21
Rams vs. Dallas	8	7	0	.533	301	320	20	21
Rams vs. Detroit	27	24	1	.529	1108	1011	21	19
Rams vs. Miami	1	1	0	.500	45	48	23	24
Rams vs. New York Jets	1	1	0	.500	40	44	20	22
Rams vs. Baltimore	15	20	2	.432	833	806	23	22
Rams vs. Cleveland	6	8	0	.429	314	321	22	23
Rams vs. Minnesota	11	15	2	.429	587	563	21	20
Rams vs. Washington	4	6	1	.409	269	257	24	23
Rams vs. Chicago	19	30	3	.394	1135	1233	22	24
Rams vs. Cincinnati	1	2	0	.333	46	52	15	17
Rams vs. Oakland	1	2	0	.333	54	80	18	27
Rams vs. New England	0	1	0	.000	14	20	14	20
Rams vs. Boston Yanks	0	2	0	.000	37	67	19	34
Total	263	189	18	.579	10867	8963	23	19

Note: Above table includes Super Bowl XIV, world championship games (1949-51, 1955), conference and divisional playoff games (1950, 1952, 1967, 1969, 1973-79) and Playoff Bowl games (1968, 1970).

RAMS — ATLANTA SERIES

(Rams lead series, 21-4-2)

- 1966—Rams, 19-14 (A)
 1967—Rams, 31-3 (A)
 Rams, 20-3 (LA)
 1968—Rams, 27-14 (LA)
 Rams, 17-10 (A)
 1969—Rams, 17-7 (LA)
 Rams, 38-6 (A)
 1970—Tie, 10-10 (LA)
 Rams, 17-7 (A)
 1971—Tie, 20-20 (LA)
 Rams, 24-16 (A)
 1972—Falcons, 31-3 (A)
 Rams, 20-7 (LA)
 1973—Rams, 31-0 (LA)
 Falcons, 15-13 (A)
 1974—Rams, 21-0 (LA)
 Rams, 30-7 (A)
 1975—Rams, 22-7 (LA)
 Rams, 16-7 (A)
 1976—Rams, 30-14 (A)
 Rams, 59-0 (LA)
 1977—Falcons, 17-6 (A)
 Rams, 23-7 (LA)
 1978—Rams, 10-0 (LA)
 Falcons, 15-7 (A)
 1979—Rams, 20-14 (A)
 Rams, 34-13 (A)
 (Points—Rams 585, Falcons 264)

RAMS — BALTIMORE SERIES

(Colts lead series, 20-15-2)

- 1950—Rams, 70-27 (LA)
 1953—Rams, 21-13 (B)
 Rams, 45-2 (A)
 1954—Rams, 48-0 (B)
 Colts, 22-21 (LA)
 1955—Tie, 17-17 (B)
 Rams, 20-14 (LA)
 1956—Colts, 56-21 (B)
 Rams, 31-7 (LA)
 1957—Colts, 31-14 (B)
 Rams, 37-21 (LA)
 1958—Colts, 34-7 (B)
 Rams, 30-28 (LA)
 1959—Colts, 35-21 (B)
 Colts, 45-26 (LA)
 1960—Colts, 31-17 (B)
 Rams, 10-3 (LA)
 1961—Colts, 27-24 (B)
 Rams, 34-17 (LA)
 1962—Colts, 30-27 (B)
 Colts, 14-2 (LA)
 1963—Rams, 17-16 (LA)
 Colts, 19-16 (B)
 1964—Colts, 35-20 (B)
 Colts, 24-7 (LA)
 1965—Colts, 35-20 (B)
 Colts, 20-17 (LA)
 1966—Colts, 17-3 (LA)
 Rams, 23-7 (B)
 1967—Tie, 24-24 (B)
 Rams, 34-10 (LA)
 1968—Colts, 27-10 (B)
 Colts, 28-24 (LA)
 1969—Rams, 27-20 (B)
 Colts, 13-7 (LA)
 1971—Colts, 24-17 (B)
 1975—Rams, 24-13 (LA)
 (Points—Rams 833, Colts 806)

RAMS — BUFFALO SERIES

(Rams lead series, 2-0)

- 1970—Rams, 19-0 (B)
 1974—Rams, 19-14 (LA)
 (Points—Rams 38, Bills 14)

RAMS — CHICAGO SERIES

(Bears lead series, 29-19-3)

- 1946—Tie, 28-28 (C)
 Bears, 27-21 (LA)
 1947—Bears, 41-21 (LA)
 Rams, 17-14 (C)
 1948—Bears, 42-21 (C)
 Bears, 21-6 (LA)
 1949—Rams, 31-16 (C)
 Rams, 27-24 (LA)
 1950—Bears, 24-20 (LA)
 Bears, 24-14 (C)
 *Rams, 24-14 (LA)
 1951—Rams, 42-17 (C)
 1952—Rams, 31-7 (LA)
 Rams, 40-24 (C)
 1953—Rams, 38-24 (LA)
 Bears, 24-21 (C)
 1954—Rams, 42-38 (LA)
 Bears, 24-13 (C)
 1955—Bears, 31-20 (LA)
 Bears, 24-3 (C)
 1956—Bears, 35-24 (LA)
 Bears, 30-21 (C)
 1957—Bears, 34-26 (C)
 Bears, 16-10 (LA)
 1958—Bears, 31-10 (C)
 Rams, 41-35 (LA)
 1959—Rams, 28-21 (C)
 Bears, 26-21 (LA)
 1960—Bears, 34-27 (C)
 Tie, 24-24 (LA)
 1961—Bears, 21-17 (LA)
 Bears, 28-24 (C)
 1962—Bears, 27-23 (LA)
 Bears, 30-14 (C)
 1963—Bears, 52-14 (LA)
 Bears, 6-0 (C)
 1964—Bears, 38-17 (C)
 Bears, 34-24 (LA)
 1965—Rams, 30-28 (LA)
 Bears, 31-6 (C)
 1966—Rams, 31-17 (LA)
 Bears, 17-10 (C)
 1967—Rams, 28-17 (C)
 1968—Bears, 17-16 (LA)
 1969—Rams, 9-7 (C)
 1971—Rams, 17-3 (LA)
 1972—Tie, 13-13 (C)
 1973—Rams, 26-0 (C)
 1975—Rams, 38-10 (LA)
 1976—Rams, 20-12 (LA)
 1977—Bears, 24-23 (C)
 1979—Bears, 27-23 (C)
 (Points—Bears 1,233; Rams 1,135)
 *Conference Playoff

RAMS — CINCINNATI SERIES

(Bengals lead series, 2-1)

- 1972—Rams, 15-12 (LA)
 1976—Bengals, 20-12 (C)
 1978—Bengals, 20-19 (LA)
 (Points—Bengals 52, Rams 46)

RAMS — CLEVELAND SERIES

(Browns lead series, 8-6)

- 1950—*Browns, 30-28 (C)
 1951—Browns, 38-23 (LA)
 *Rams, 24-17 (LA)
 1952—Browns, 37-7 (C)
 1955—*Browns, 38-14 (LA)
 1957—Browns, 45-31 (C)
 1958—Browns, 30-27 (LA)
 1963—Browns, 20-6 (C)
 1965—Rams, 42-7 (LA)
 1968—*Rams, 30-6 (Miami)
 Rams, 24-6 (C)
 1973—Rams, 30-17 (LA)
 1977—Rams, 9-0 (C)
 1978—Browns, 30-19 (C)
 (Points—Browns 321, Rams 314)
 *NFL Championship
 **Playoff Bowl

RAMS — DALLAS SERIES

(Rams lead series, 8-7)

- 1960—Rams, 38-13 (D)
 1962—Cowboys, 27-17 (LA)
 1967—Rams, 35-13 (D)
 1969—Rams, 24-23 (LA)
 1970—*Rams, 31-0 (Miami)
 1971—Cowboys, 28-21 (D)
 1973—Rams, 37-31 (LA)
 **Cowboys, 27-16 (D)
 1975—Cowboys, 18-7 (D)
 ***Cowboys, 37-7 (LA)
 1976—*Rams, 14-12 (D)
 1978—Rams, 27-14 (LA)
 ***Cowboys, 28-0 (LA)
 1979—Cowboys, 30-6 (D)
 **Rams, 21-18 (D)
 (Points—Cowboys 320, Rams 301)
 *Playoff Bowl
 **NFC Divisional Playoff
 ***NFC Championship

RAMS — DENVER SERIES

(Rams lead series, 2-1)

- 1972—Broncos, 16-10 (LA)
 1974—Rams, 17-10 (D)
 1979—Rams, 13-9 (D)
 (Points—Rams 40, Broncos 35)

RAMS — DETROIT SERIES

(Rams lead series 27-24-1)

- 1946—Rams, 35-14 (LA)
 Rams, 41-20 (D)
 1947—Rams, 27-13 (D)
 Rams, 28-17 (LA)
 1948—Rams, 44-7 (LA)
 Rams, 34-27 (D)
 1949—Rams, 27-24 (LA)
 Rams, 21-10 (D)
 1950—Rams, 30-28 (D)
 Rams, 65-24 (LA)
 1951—Rams, 27-21 (D)
 Lions, 24-22 (LA)
 1952—Lions, 17-14 (LA)
 Lions, 24-16 (D)
 *Lions, 31-21 (D)
 1953—Rams, 31-19 (D)
 Rams, 37-24 (LA)
 1954—Lions, 21-3 (D)
 Lions, 27-24 (LA)
 1955—Rams, 17-10 (D)
 Rams, 24-13 (LA)

1956—Lions, 24-21 (D)
Lions, 16-7 (LA)
1957—Lions, 10-7 (D)
Rams, 35-17 (LA)
1958—Rams, 42-28 (D)
Lions, 41-24 (LA)
1959—Lions, 17-7 (LA)
Lions, 23-17 (D)
1960—Rams, 48-35 (LA)
Lions, 12-10 (D)
1961—Lions, 14-13 (D)
Lions, 28-10 (LA)
1962—Lions, 13-10 (D)
Lions, 12-3 (LA)
1963—Lions, 23-2 (LA)
Rams, 28-21 (D)
1964—Tie, 17-17 (LA)
Lions, 37-17 (D)
1965—Lions, 20-0 (D)
Lions, 31-7 (LA)
1966—Rams, 14-7 (D)
Rams, 23-3 (LA)
1967—Rams, 31-7 (D)
1968—Rams, 10-7 (LA)
1969—Lions, 28-0 (D)
1970—Lions, 28-23 (LA)
1971—Rams, 21-13 (D)
1972—Lions, 34-17 (LA)
1974—Rams, 16-13 (LA)
1975—Rams, 20-0 (D)
1976—Rams, 20-17 (D)
(Points—Rams, 1,108, Lions 1,011)
*Conference Playoff

RAMS — GREEN BAY SERIES

(Rams lead series, 33-19-1)

1946—Rams, 21-17 (Mil)
Rams, 38-17 (LA)
1947—Packers, 17-14 (Mil)
Packers, 30-10 (LA)
1948—Packers, 16-0 (GB)
Rams, 24-10 (LA)
1949—Rams, 48-7 (GB)
Rams, 35-7 (LA)
1950—Rams, 45-14 (Mil)
Rams, 51-14 (LA)
1951—Rams, 28-0 (Mil)
Rams, 42-14 (LA)
1952—Rams, 30-28 (Mil)
Rams, 45-27 (LA)
1953—Rams, 38-20 (Mil)
Rams, 33-17 (LA)
1954—Packers, 35-17 (Mil)
Rams, 35-27 (LA)
1955—Packers, 30-28 (Mil)
Rams, 31-17 (LA)
1956—Packers, 42-17 (Mil)
Rams, 49-21 (LA)
1957—Rams, 31-27 (Mil)
Rams, 42-17 (LA)
1958—Rams, 20-7 (GB)
Rams, 34-20 (LA)
1959—Rams, 45-6 (Mil)
Packers, 38-20 (LA)
1960—Rams, 33-31 (Mil)
Packers, 35-21 (LA)
1961—Packers, 35-17 (GB)
Packers, 24-17 (LA)
1962—Packers, 41-10 (Mil)
Packers, 20-17 (LA)
1963—Packers, 42-10 (GB)
Packers, 31-14 (LA)

1964—Rams, 27-17 (Mil)
Tie, 24-24 (LA)
1965—Packers, 6-3 (Mil)
Rams, 21-10 (LA)
1966—Packers, 24-13 (GB)
Packers, 27-23 (LA)
1967—Rams, 27-24 (LA)
*Packers, 28-7 (Mil)
1968—Rams, 16-14 (Mil)
1969—Rams, 34-21 (LA)
1970—Rams, 31-21 (GB)
1971—Rams, 30-13 (LA)
1973—Rams, 24-7 (LA)
1974—Packers, 17-6 (Mil)
1975—Rams, 22-5 (LA)
1977—Rams, 24-6 (Mil)
1978—Rams, 31-14 (LA)
(Points—Rams, 1,373, Packers 1,079)
*Conference Playoff

RAMS — HOUSTON SERIES

(Rams lead series, 2-0)

1973—Rams, 31-26 (H)
1978—Rams, 10-6 (H)
(Points—Rams 41, Oilers 32)

RAMS — KANSAS CITY SERIES

(Rams lead series, 1-0)

1973—Rams, 23-13 (KC)

RAMS — MIAMI SERIES

(Series tied, 1-1)

1971—Dolphins, 20-14 (LA)
1976—Rams, 31-28 (M)
(Points—Dolphins 48, Rams 45)

RAMS — MINNESOTA SERIES

(Vikings lead series, 15-11-2)

1961—Rams, 31-17 (LA)
Vikings, 42-21 (M)
1962—Vikings, 38-14 (LA)
Tie, 24-24 (M)
1963—Rams, 27-24 (LA)
Vikings, 21-13 (M)
1964—Rams, 22-13 (LA)
Vikings, 34-13 (M)
1965—Vikings, 36-35 (LA)
Vikings, 24-13 (M)
1966—Vikings, 35-7 (M)
Rams, 21-6 (LA)
1967—Rams, 39-3 (LA)
1968—Rams, 31-3 (M)
1969—Vikings, 20-13 (LA)
*Vikings, 23-20 (M)
1970—Vikings, 13-3 (M)
1972—Vikings, 45-41 (LA)
1973—Vikings, 10-9 (M)
1974—Rams, 20-17 (LA)
**Vikings, 14-10 (M)
1975—Tie, 10-10 (M) OT
**Vikings, 24-13 (M)
1977—Rams, 35-3 (LA)
**Vikings, 14-7 (LA)
1978—Rams, 34-17 (M)
**Rams, 34-10 (LA)
1979—Rams, 27-21 (LA) OT
(Points—Rams 587, Vikings 563)
*Conference Championship
**NFC Divisional Playoff
***NFC Championship

RAMS — NEW ENGLAND SERIES

(Patriots lead series, 1-0)

1974—Patriots, 20-14 (NE)

RAMS — NEW ORLEANS SERIES

(Rams lead series, 16-6)

1967—Rams, 27-13 (NO)
1969—Rams, 36-17 (LA)
1970—Rams, 30-17 (NO)
Rams, 34-16 (LA)
1971—Saints, 24-20 (NO)
Rams, 45-28 (LA)
1972—Rams, 34-14 (LA)
Saints, 19-16 (NO)
1973—Rams, 29-7 (LA)
Rams, 34-13 (NO)
1974—Rams, 24-0 (LA)
Saints, 20-7 (NO)
1975—Rams, 38-14 (LA)
Rams, 14-7 (NO)
1976—Rams, 16-10 (NO)
Rams, 33-14 (LA)
1977—Rams, 14-7 (LA)
Saints, 27-26 (NO)
1978—Rams, 26-20 (NO)
Saints, 10-3 (LA)
1979—Rams, 35-17 (NO)
Saints, 29-14 (LA)
(Points—Rams 545, Saints 343)

RAMS — N.Y. GIANTS SERIES

(Rams lead series, 11-3)

1946—Rams, 31-21 (NY)
1947—Rams, 34-10 (LA)
1948—Rams, 52-37 (NY)
1953—Rams, 21-7 (LA)
1954—Rams, 17-16 (NY)
1959—Giants, 23-21 (LA)
1961—Giants, 24-14 (NY)
1966—Rams, 55-14 (LA)
1968—Rams, 24-21 (LA)
1970—Rams, 31-3 (NY)
1973—Rams, 40-6 (LA)
1976—Rams, 24-10 (LA)
1978—Rams, 20-17 (NY)
1979—Giants, 20-14 (LA)
(Points—Rams 398, Giants 229)

RAMS — N.Y. JETS SERIES

(Series tied, 1-1)

1970—Jets, 31-20 (LA)
1974—Rams, 20-13 (NY)
(Points—Jets 44, Rams 40)

RAMS — OAKLAND SERIES

(Raiders lead series, 2-1)

1972—Raiders, 45-17 (O)
1977—Rams, 20-14 (LA)
1979—Raiders, 21-17 (LA)
(Points—Raiders 80, Rams 54)

RAMS — PHILADELPHIA SERIES

(Rams lead series, 10-6-1)

1946—Eagles, 25-14 (LA)
1947—Eagles, 14-7 (P)
1948—Tie, 28-28 (LA)
1949—Eagles, 38-14 (P)
*Eagles, 14-0 (LA)
1950—Eagles, 56-20 (P)
1955—Rams, 23-21 (P)

1956—Rams, 27-7 (LA)
 1957—Rams, 17-13 (LA)
 1959—Eagles, 23-20(P)
 1964—Rams, 20-10 (LA)
 1967—Rams, 33-17 (LA)
 1969—Rams, 23-17 (P)
 1972—Rams, 34-3 (P)
 1975—Rams, 42-3 (P)
 1977—Rams, 20-0 (LA)
 1978—Rams, 16-14 (P)
 (Points—Rams 358, Eagles 303)
 *NFL Championship

RAMS — PITTSBURGH SERIES
 (Rams lead series, 10-2-1)

1947—Rams, 48-7 (P)
 1948—Rams, 31-14 (LA)
 1949—Tie, 7-7 (P)
 1952—Rams, 28-14 (LA)
 1955—Rams, 27-26 (LA)
 1956—Steelers, 30-13 (P)
 1961—Rams, 24-14 (LA)
 1964—Rams, 26-14 (P)
 1968—Rams, 45-10 (LA)
 1971—Rams, 23-14 (P)
 1975—Rams, 10-3 (LA)
 1978—Rams, 10-7 (LA)
 1979—Steelers, 31-19 (Pasadena)
 (Points—Rams 311, Steelers 191)
 *Super Bowl XIV

RAMS — ST. LOUIS SERIES
 (Rams lead series, 10-8-2)

1946—Cardinals, 34-10 (C)
 Rams, 17-14 (LA)
 1947—Rams, 27-7 (LA)
 Cardinals, 17-10 (C)
 1948—Cardinals, 27-22 (LA)
 Cardinals, 27-24 (C)
 1951—Rams, 45-21 (LA)
 1953—Tie, 24-24 (C)
 1954—Rams, 28-17 (LA)
 1958—Rams, 20-14 (C)
 1960—Cardinals, 43-21 (LA)
 1965—Rams, 27-3 (StL)
 1968—Rams, 24-13 (StL)
 1970—Rams, 34-13 (LA)
 1972—Cardinals, 24-14 (StL)
 1975—Rams, 35-23 (LA)
 1976—Cardinals, 30-28 (LA)
 1979—Rams, 21-0 (LA)
 (Points—Rams 486, Cardinals 410)
 *Franchise in Chicago prior to 1960
 **NFC Divisional Playoff

RAMS — SAN DIEGO SERIES
 (Rams lead series, 2-1)
 1970—Rams, 37-10 (LA)
 1975—Rams, 13-10 (SD) OT
 1979—Chargers, 40-16 (LA)
 (Points—Rams 66, Chargers 60)

RAMS — SAN FRANCISCO SERIES
 (Rams lead series, 39-19-2)

1950—Rams, 35-14 (SF)
 Rams, 28-21 (LA)
 1951—49ers, 44-17 (SF)
 Rams, 23-16 (LA)
 1952—Rams, 35-9 (LA)
 Rams, 34-21 (SF)
 1953—49ers, 31-30 (SF)
 49ers, 31-27 (LA)
 1954—Tie, 24-24 (LA)
 Rams, 42-34 (SF)
 1955—Rams, 23-14 (SF)
 Rams, 27-14 (LA)
 1956—49ers, 33-30 (SF)
 Rams, 30-6 (LA)
 1957—49ers, 23-20 (SF)
 Rams, 37-24 (LA)
 1958—Rams, 33-3 (SF)
 Rams, 56-7 (LA)
 1959—49ers, 34-0 (SF)
 49ers, 24-16 (LA)
 1960—49ers, 13-9 (SF)
 49ers, 23-7 (LA)
 1961—49ers, 35-0 (SF)
 Rams, 17-7 (LA)
 1962—Rams, 28-14 (SF)
 49ers, 24-17 (LA)
 1963—Rams, 28-21 (LA)
 Rams, 21-17 (SF)
 1964—Rams, 42-14 (LA)
 49ers, 28-7 (SF)
 1965—49ers, 45-21 (LA)
 49ers, 30-27 (SF)
 1966—Rams, 34-3 (LA)
 49ers, 21-13 (SF)
 1967—49ers, 27-24 (LA)
 Rams, 17-7 (SF)
 1968—Rams, 24-10 (LA)
 Tie, 20-20 (SF)
 1969—Rams, 27-21 (SF)
 Rams, 41-30 (LA)
 1970—49ers, 20-6 (LA)
 Rams, 30-13 (SF)

1971—Rams, 20-13 (SF)
 Rams, 17-6 (LA)
 1972—Rams, 31-7 (LA)
 Rams, 26-16 (SF)
 1973—Rams, 40-20 (SF)
 Rams, 31-13 (LA)
 1974—Rams, 37-14 (LA)
 Rams, 15-13 (SF)
 1975—Rams, 23-14 (SF)
 49ers, 24-23 (LA)
 1976—49ers, 16-0 (LA)
 Rams, 23-3 (SF)
 1977—Rams, 34-14 (LA)
 Rams, 23-10 (SF)
 1978—Rams, 27-10 (LA)
 Rams, 31-28 (SF)
 1979—Rams, 27-24 (LA)
 Rams, 26-20 (SF)
 (Points—Rams 1,481, 49ers 1,135)

RAMS — SEATTLE SERIES
 (Rams lead series, 2-0)

1976—Rams, 45-6 (LA)
 1979—Rams, 24-0 (S)
 (Points—Rams 69, Seahawks 6)

RAMS — TAMPA BAY SERIES
 (Rams lead series, 3-1)

1977—Rams, 31-0 (LA)
 1978—Rams, 26-23 (LA)
 1979—Buccaneers, 21-6 (TB)
 Rams, 9-0 (TB)
 (Points—Rams 72, Buccaneers 44)
 *NFC Championship

RAMS — WASHINGTON SERIES
 (Redskins lead series, 6-4-1)

1948—Rams, 41-13 (W)
 1949—Rams, 53-27 (LA)
 1951—Redskins, 31-21 (W)
 1952—Redskins, 20-14 (W)
 1963—Redskins, 37-14 (LA)
 1967—Tie, 28-28 (LA)
 1969—Rams, 24-13 (W)
 1971—Redskins, 38-24 (LA)
 1974—Redskins, 23-17 (LA)
 Rams, 19-10 (LA)
 1977—Redskins, 17-14 (W)
 (Points—Rams 269, Redskins 257)
 *NFC Divisional Playoff

Super Bowl Results

I—Green Bay 35, Kansas City 10
 At Los Angeles, Jan. 15, 1967.
 II—Green Bay 33, Oakland 14.
 At Miami, Jan. 14, 1968.
 III—New York Jets 16, Baltimore 7.
 At Miami, Jan. 12, 1969.
 IV—Kansas City 23, Minnesota 7.
 At New Orleans, Jan. 11, 1970.
 V—Baltimore 16, Dallas 13.
 At Miami, Jan. 17, 1971.

VI—Dallas 24, Miami 3.
 At New Orleans, Jan. 16, 1972.
 VII—Miami 14, Washington 7.
 At Los Angeles, Jan. 14, 1973.
 VIII—Miami 24, Minnesota 7.
 At Houston, Jan. 13, 1974.
 IX—Pittsburgh 16, Minnesota 6.
 At New Orleans, Jan. 12, 1975.
 X—Pittsburgh 21, Dallas 7.
 At Miami, Jan. 18, 1976.

XI—Oakland 32, Minnesota 14.
 At Pasadena, Jan. 9, 1977.
 XII—Dallas 27, Denver 10.
 At New Orleans, Jan. 15, 1978.
 XIII—Pittsburgh 35, Dallas 31.
 At Miami, Jan. 21, 1979.
 XIV—Pittsburgh 31, Los Angeles 19.
 At Pasadena, Jan. 20, 1980.

Rams Longest Plays

RUN FROM SCRIMMAGE

Year	Player	Yards
1941	Parker Hall	80
1942	Dante Magnani	71
1944	Tom Colella	75
1945	Fred Gehrke	72
1946	Tom Harmon	84
1947	Kenny Washington	92
1948	Keriny Washington	31
1949	Fred Gehrke	53
1950	Dick Hoerner	64
1951	Dan Towler	79
1952	Woodley Lewis	51
1953	Dan Towler	59
1954	Paul Younger	75
1955	Ron Waller	55
1956	Ron Waller	46
	Tom Wilson	46
1957	Ron Waller	76
1958	Tom Wilson	82
1959	Jon Arnett	80
1960	Joe Marconi	75
1961	Dick Bass	73
1962	Dick Bass	57
1963	Dick Bass	51
1964	Les Josephson	75
1965	Dick Bass	49
1966	Dick Bass	50
1967	Willie Ellison	42
1968	Willie Ellison	52
1969	Larry Smith	46
1970	Willie Ellison	24
1971	Willie Ellison	80
1972	Larry Smith	68
1973	Jim Bertelsen	49
1974	L. McCutcheon	23
1975	L. McCutcheon	43
1976	L. McCutcheon	40
1977	L. McCutcheon	48
1978	Cullen Bryant	26
	John Cappelletti	26
1979	Wendell Tyler	63

PASS PLAY

Year	Player	Yards
1941	Goodnight to Magnani	61
1942	Jacobs to Magnani	67
1944	Reisz to Hamilton	70
1945	Waterfield to Benton	84
1946	Waterfield to Hickey	60
1947	Waterfield to Hubball	45
1948	Waterfield to Shaw	80
1949	Waterfield to Shaw	71
1950	Waterfield to Boyd	72
1951	Waterfield to Hirsch	91
1952	Van Brocklin to Hirsch	84
1953	Van Brocklin to Boyd	70
	Van Brocklin to Hirsch	70
1954	Van Brocklin to Quinlan	80
	Van Brocklin to Boyd	80
1955	Van Brocklin to Bryd	74
1956	Wade to Hirsch	76
1957	Van Brocklin to Clarke	70
1958	Wade to Phillips	93
1959	Wade to Shofner	72
1960	Wade to Dale	63
1961	Ryan to Matson	96
1962	Bratkowski to Dale	80
1963	Gabriel to Wilson	77
1964	Munson to Pope	95
1965	Gabriel to Snow	60
1966	Gabriel to Snow	84
1967	Gabriel to Snow	80
1968	Gabriel to Tucker	60
1969	Gabriel to Tucker	93
1970	Gabriel to Snow	71
1971	Gabriel to Snow	68
1972	Gabriel to Snow	57
1973	Hadl to Jackson	69
1974	Harris to McCutcheon	50
1975	Harris to Jackson	54
1976	Harris to Scales	80
1977	Haden to Jackson	58
1978	Haden to Waddy	68
1979	Ferragamo to Tyler	71

PUNT RETURN

Year	Player	Yards
1942	Parker Hall	32
1944	Tom Colella	29
1945	Fred Gehrke	49
1946	Tom Harmon	88
1947	Jack Wilson	70
1948	Fred Gehrke	48
1949	V.T. Smith	85
1950	V.T. Smith	30
1951	Tom Kalmanir	67
1952	Woodley Lewis	82
1953	Woodley Lewis	78
1954	Will Sherman	50
1955	Skeet Quinlan	55
1956	Will Sherman	76
1957	Tom Wilson	28
	Cecil Taylor	28
1958	Jon Arnett	58
1959	Jon Arnett	71
1960	Jon Arnett	29
1961	Dick Bass	90
1962	Dick Bass	48
1963	Carver Shannon	29
1964	Carver Shannon	22
1965	Jim Stiger	22
1966	Jim Stiger	49
1967	Irv Cross	39
1968	Ed Meador	40
1969	Alvin Haymond	52
1970	Kermit Alexander	49
1971	Alvin Haymond	28
1972	Jim Bertelsen	60
1973	Jim Bertelsen	34
1974	Cullen Bryant	23
	Rob Scribner	23
1975	Cullen Bryant	40
1976	Cullen Bryant	25
1977	Billy Waddy	48
1978	Jackie Wallace	58
1979	Eddie Brown	30

INTERCEPTED PASS RETURN

Year	Player	Yards
1944	Harvey Jones	32
1945	Albie Reisz	55
1946	Fred Gehrke	41
1947	Tom Harmon	36
1948	Fred Gehrke	68
1949	Elroy Hirsch	32
1950	Vic Vasicek	52
1951	Norb Hecker	35
1952	Herb Rich	97
1953	Herb Rich	53
1954	Jack Dwyer	76
1955	Cecil Taylor	55
1956	Will Sherman	95
1957	Will Sherman	51
1958	Will Sherman	70
1959	Ed Meador	73
1960	Charley Britt	30
1961	Ed Meador	34
1962	Lindon Crow	65
1963	Charley Britt	45
1964	Bobby Smith	97
1965	Frank Molden	59
1966	Irv Cross	60
1967	Jack Pardee	40
1968	Jack Pardee	46
1969	Clarence Williams	40
1970	Clarence Williams	65
1971	Kermit Alexander	82
1972	Jim Nettles	43
1973	Jack Reynolds	49
	Isiah Robertson	49
1974	Dave Elmendorf	57
1975	Isiah Robertson	76
1976	Monte Jackson	46
1977	Bill Simpson	42
1978	Rod Perry	44
1979	Dwayne O'Steen	36

PUNT

Year	Player	Yards
1939	Parker Hall	80
1940	Parker Hall	75
1941	Parker Hall	67
1942	Parker Hall	67
1944	Albie Reisz	66
1945	Bob Waterfield	68
1946	Bob Waterfield	65
1947	Bob Waterfield	86
1948	Bob Waterfield	88
1949	Bob Waterfield	61
1950	Bob Waterfield	61
1951	Norm Van Brocklin	62
1952	Norm Van Brocklin	66
1953	Norm Van Brocklin	57
1954	Norm Van Brocklin	61
1955	Norm Van Brocklin	61
1956	Norm Van Brocklin	72
1957	Norm Van Brocklin	71
1958	Del Shofner	62
1959	Del Shofner	65
1960	Del Shofner	63
1961	Danny Villanueva	53
1962	Danny Villanueva	65
1963	Danny Villanueva	68
1964	Danny Villanueva	58
1965	Jon Kilgore	56
1966	Jon Kilgore	58
1967	Jon Kilgore	68
1968	Pat Studstill	58
1969	Pat Studstill	60
1970	Pat Studstill	53
1971	Pat Studstill	60
1972	Dave Chapple	70
1973	Dave Chapple	65
1974	Mike Burke	51
	Dave Chapple	51
1975	Duane Carrell	57
1976	Rusty Jackson	61
1977	Glen Walker	56
1978	Glen Walker	61
1979	Ken Clark	60

FIELD GOAL

Year	Player	Yards
1937	Bob Snyder	30
1938	Nelson Peterson	18
1939	Corby Davis	27
1940	Chet Adams	29
1941	Chet Adams	40
1942	Chet Adams	46
1944	Lou Zontini	39
1945	Bob Waterfield	28
1946	Bob Waterfield	39
1947	Bob Waterfield	45
1948	Bob Waterfield	47
1949	Bob Waterfield	46
1950	Bob Waterfield	42
1951	Bob Waterfield	47
1952	Bob Waterfield	45
1953	Ben Agajanian	47
1954	Les Richter	35
1955	Les Richter	41
1956	Bud McFadin	45
1957	Paige Cothren	44
1958	Paige Cothren	43
1959	Lou Michaels	40
1960	Lou Michaels	51
1961	Danny Villanueva	38
1962	Danny Villanueva	51
1963	Danny Villanueva	47
1964	Bruce Gossett	44
1965	Bruce Gossett	49
1966	Bruce Gossett	48
1967	Bruce Gossett	47
1968	Bruce Gossett	37
1969	Bruce Gossett	44
1970	David Ray	46
1971	David Ray	49
1972	David Ray	48
1973	David Ray	48
1974	David Ray	46
1975	Tom Dempsey	51
1976	Tom Dempsey	49
1977	Rafael Septien	45
1978	Frank Corral	48
1979	Frank Corral	49

KICKOFF RETURN

Year	Player	Yards
1942	Dante Magnani	37
1944	Mike Kabealo	51
1945	Fred Gehrke	30
	Don Greenwood	30
	Tom Colella	30
1946	Dante Magnani	75
1947	Tom Farmer	92
1948	Fred Gehrke	92
1949	Tom Kalmanir	57
1950	V.T. Smith	97
1951	V.T. Smith	36
1952	Skeet Quinlan	56
1953	Woodley Lewis	69
1954	Woodley Lewis	88
1955	Ron Waller	39
1956	Tom Wilson	103
1957	Jon Arnett	98
1958	Jon Arnett	32
1959	Tom Wilson	85
1960	Jon Arnett	43
1961	Jon Arnett	105
1962	Jon Arnett	50
1963	Carver Shannon	99
1964	Bobby Smith	56
1965	Bobby Smith	56
1966	Clarence Williams	81
1967	Willie Ellison	58
1968	Ron Smith	94
1969	Ron Smith	37
1970	Alvin Haymond	98
1971	Travis Williams	105
1972	Dick Gordon	53
1973	Cullen Bryant	93
1974	Cullen Bryant	84
1975	Willie McGee	46
1976	Cullen Bryant	90
1977	Jim Jodat	38
1978	Jerry Latin	41
1979	Eddie Hill	43

Lasts In Rams Football

(Regular Season Games Only)

LAST PUNT RETURN FOR TOUCHDOWN

By Rams: 1961 — Dick Bass (90 yards) vs. Green Bay at Los Angeles
By Opp: 1978 — Wally Henry of Philadelphia (57 yards) at Philadelphia

LAST KICKOFF RETURN FOR TOUCHDOWN

By Rams: 1976 — Cullen Bryant (90 yards) vs. St. Louis at Los Angeles
By Opp: 1978 — David Williams of San Francisco (89 yards) at S. F.

LAST PASS INTERCEPTION RETURN FOR TOUCHDOWN

By Rams: 1979 — Jim Youngblood (34 yards) vs. Atlanta at Atlanta
By Opp: 1972 — Rudy Redmond of Detroit (88 yards) at Los Angeles

LAST SHUTOUT

By Rams: 1979 — vs. Seattle (24-0) at Seattle
By Opp: 1976 — By San Francisco (0-16) at Los Angeles

Rams All-Time Leaders

RUSHING

	Years	No.	Yds.	Avg.	LG	TD
Lawrence McCutcheon	1973-79	1,435	6,186	4.3	48	23
Dick Bass	1960-69	1,218	5,417	4.5	77	34
Dan Towler	1950-55	672	3,493	5.2	79	44
Les Josephson	1964-67, 1969-74	797	3,407	4.3	75	17
Paul Younger	1949-57	682	3,296	4.8	75	31
Willie Ellison	1967-72	656	2,901	4.4	80	20
Jon Arnett	1957-63	688	2,852	4.2	80	19
Jim Bertelsen	1972-76	614	2,466	4.0	49	16
John Cappelletti	1974-78	632	2,246	3.6	38	15
Tom Wilson	1956-61	389	2,130	5.5	82	19

PASSING

	Years	Att.	Comp.	Yds.	Pct.	TD	Int.
Roman Gabriel	1962-72	3,313	1,705	22,223	.515	154	112
Norm Van Brocklin	1949-57	1,897	1,011	16,114	.534	118	127
Bob Waterfield	1945-52	1,618	814	11,993	.503	99	128
Bill Wade	1954-60	1,116	602	8,572	.540	56	68
Pat Haden	1976-79	1,055	574	7,296	.544	43	43
James Harris	1973-76	652	361	5,220	.554	33	27
*Parker Hall	1939-42	721	329	4,013	.456	30	67
Zeke Bratkowski	1961-63	531	279	3,559	.525	20	35
Bill Munson	1964-67	550	287	3,556	.523	22	22
John Hadf	1973-74	373	188	2,688	.504	27	17
*Cleveland Rams							

RECEIVING

	Years	No.	Yds.	Avg.	LG	TD
Tom Fears	1948-56	400	5,397	13.4	80	38
Elroy Hirsch	1949-57	343	6,289	18.3	91	53
Jack Snow	1965-75	340	6,012	17.7	84	45
Jim Phillips	1958-64	316	4,708	14.9	93	27
Jim Benton	1938-40, 1942, 1944-47	275	4,566	16.6	84	42
Dick Bass	1960-69	214	1,846	8.6	53	7
Harold Jackson	1968, 1973-77	200	3,591	17.9	69	36
Les Josephson	1964-67, 1969-74	194	1,570	10.2	58	11
Billy Truax	1964-70	180	2,177	12.1	59	16
Bob Boyd	1950-57	176	3,611	20.5	80	28

SCORING

	Years	TD	PAT	FG	Pts.
Bob Waterfield	1945-52	13	315	60	573
Bruce Gossett	1964-69	0	207	120	571
David Ray	1969-74	0	167	107	497
Elroy Hirsch	1949-57	55	9	0	339
Jim Benton	1938-40, 1942, 1944-47	45	0	0	270
Jack Snow	1965-75	45	0	0	270
Dan Towler	1950-55	44	0	0	264
Dick Bass	1960-69	42	0	0	252
Tom Fears	1948-56	39	12	1	249
Danny Villanueva	1960-64	0	111	44	243

INTERCEPTIONS

	Years	No.	Yds.	Avg.	LG	TD
Ed Meador	1959-70	46	547	11.9	38	5
Will Sherman	1954-60	28	515	18.4	95	3
Clarence Williams	1965-70	28	428	15.3	65	2
Dave Elmendorf	1971-79	27	421	15.6	57	2
Woodley Lewis	1950-55	23	416	18.1	45	1
Bill Simpson	1974-78	22	391	17.8	42	0
Don Burroughs	1955-59	21	213	10.1	46	0
Bob Waterfield	1945-52	20	228	11.4	35	0
Isiah Robertson	1971-78	18	266	14.7	76	2
Dick Lane	1952-53	17	307	18.1	80	2
Rod Perry	1975-79	17	196	11.5	44	3

Rams Individual Records

1946: 11 games; 1947-1959: 12 games; 1960-1977: 14 games; 1978-1979: 16 games

Rushing

MOST ATTEMPTS (Career)

- 1,435 Lawrence McCutcheon — 1973-1979
- 1,218 Dick Bass — 1960-1969
- 797 Les Josephson — 1964-1967, 1969-1974

MOST ATTEMPTS (Season)

- 294 Lawrence McCutcheon — 1977
- 291 Lawrence McCutcheon — 1976
- 248 Dick Bass — 1966

MOST ATTEMPTS (Game)

- 31 Ollie Matson — 1959 vs. Chicago Bears (Gained 199 yards)
- 31 Lawrence McCutcheon — 1976 vs. San Francisco (Gained 97 yards)
- 30 Three times (Most recent: Cullen Bryant — 1978 vs. Green Bay, 121 yards)

MOST YARDS GAINED (Career)

- 6,186 Lawrence McCutcheon — 1973-1979
- 5,417 Dick Bass — 1960-1969
- 3,493 Dan Towler — 1950-1955

MOST YARDS GAINED (Season)

- 1,238 Lawrence McCutcheon — 1977 (294 atts., 4.2 avg.)
- 1,168 Lawrence McCutcheon — 1976 (291 atts., 4.0 avg.)
- 1,109 Lawrence McCutcheon — 1974 (236 atts., 4.7 avg.)
- 1,109 Wendell Tyler — 1979 (218 atts., 5.1 avg.)

MOST YARDS GAINED (Game)

- 247 Willie Ellison — 1971 vs. New Orleans (26 atts., 8.5 avg.)
- 223 Tom Wilson — 1956 vs. Green Bay (23 atts., 9.7 avg.)
- 205 Dan Towler — 1953 vs. Baltimore (14 atts., 14.6 avg.)

LONGEST RUNS FROM SCRIMMAGE

- 92 Kenny Washington — 1947 vs. Chicago Cardinals
- 84 Tom Harmon — 1946 vs. Chicago Bears
- 82 Tom Wilson — 1958 vs. Detroit

Forward Passing

MOST PASSES ATTEMPTED (Career)

- 3,313 Roman Gabriel — 1962-1972
- 1,897 Norm Van Brocklin — 1949-1957
- 1,618 Bob Waterfield — 1945-1952

MOST PASSES ATTEMPTED (Season)

- 444 Pat Haden — 1978
- 407 Roman Gabriel — 1970
- 399 Roman Gabriel — 1969

MOST PASSES ATTEMPTED (Game)

- 53 Jim Hardy — 1948 vs. Chicago Cardinals
- 48 Roman Gabriel — 1970 vs. New York Jets
- 45 Bill Munson — 1965 vs. Chicago Bears

MOST PASSES COMPLETED (Career)

- 1,705 Roman Gabriel — 1962-1972
- 1,011 Norm Van Brocklin — 1949-1957
- 814 Bob Waterfield — 1945-1952

MOST PASSES COMPLETED (Season)

- 229 Pat Haden — 1978 (444 atts., 516 pct.)
- 217 Roman Gabriel — 1966 (397 atts., 547 pct.)
- 217 Roman Gabriel — 1969 (399 atts., 544 pct.)

MOST PASSES COMPLETED (Game)

- 28 Jim Hardy — 1948 vs. Chicago Cardinals (53 atts.)
- 27 Norm Van Brocklin — 1951 vs. New York Yanks (41 atts.)
- 27 Roman Gabriel — 1970 vs. Detroit (42 atts.)

MOST CONSECUTIVE PASSES COMPLETED

- 13 Pat Haden — 1979 vs. Seattle
- 11 Norm Van Brocklin — 1950 vs. Detroit (10), Baltimore (1)
- 11 Zeke Bratkowski — 1963 vs. Cleveland (7), Green Bay (4)
- 11 Roman Gabriel — 1971 vs. Detroit

MOST YARDS GAINED PASSING (Career)

- 22,223 Roman Gabriel — 1962-1972
- 16,114 Norm Van Brocklin — 1949-1957
- 11,893 Bob Waterfield — 1945-1952

MOST YARDS GAINED PASSING (Season)

- 2,995 Pat Haden — 1978 (444 atts., 229 comp.)
- 2,875 Bill Wade — 1958 (341 atts., 181 comp.)
- 2,779 Roman Gabriel — 1967 (371 atts., 196 comp.)

MOST YARDS GAINED PASSING (Game)

- *554 Norm Van Brocklin — 1951 vs. N.Y. Yanks
(41 atts., 27 comp.)
- 436 James Harris — 1976 vs. Miami
(29 atts., 17 comp.)
- 406 Jim Hardy — 1948 vs. Chicago Cardinals
(53 atts., 28 comp.)

MOST TOUCHDOWN PASSES (Career)

- 154 Roman Gabriel — 1962-1972
- 118 Norm Van Brocklin — 1949-1957
- 99 Bob Waterfield — 1945-1952

MOST TOUCHDOWN PASSES (Season)

- 25 Roman Gabriel — 1967
- 24 Roman Gabriel — 1969
- 22 John Hadl — 1973

MOST TOUCHDOWN PASSES (Game)

- 5 Bob Waterfield — 1949 vs. N.Y. Bulldogs
- 5 Norm Van Brocklin — 1950 vs. Detroit
- 5 Norm Van Brocklin — 1951 vs. N.Y. Yanks
- 5 Roman Gabriel — 1965 vs. Cleveland

BEST PASSING EFFICIENCY (Career — 500 att.)

- 55.4% James Harris — 1973-1976
(652 atts., 361 comp.)
- 54.4% Pat Haden — 1976-1979
(1,055 atts., 574 comp.)
- 54.0% Bill Wade — 1954-1960
(1,116 atts., 603 comp.)

BEST PASSING EFFICIENCY (Season — 100 att.)

- 58.6% Bill Wade — 1959 (261 atts., 153 comp.)
- 58.2% Bill Wade — 1960 (182 atts., 106 comp.)
- 57.6% James Harris — 1976 (158 atts., 91 comp.)

BEST PASSING EFFICIENCY (Game — 20 or more)

- 81.8% Roman Gabriel — 1967 vs. Baltimore
(22 atts., 18 comp.)
- 77.3% Norm Van Brocklin — 1956 vs. Green Bay
(22 atts., 17 comp.)
- 77.3% Bill Wade — 1958 vs. Cleveland
(22 atts., 17 comp.)
- 77.3% Roman Gabriel — 1971 vs. Detroit
(22 atts., 17 comp.)

LONGEST PASSING GAIN

- 96 Frank Ryan to Ollie Matson —
1961 vs. Pittsburgh
- 95 Bill Munson to Bucky Pope —
1964 vs. Green Bay
- 93 Bill Wade to Jim Phillips —
1958 vs. Green Bay
- 93 Roman Gabriel to Wendell Tucker —
1969 vs. San Francisco

MOST PASSES HAD INTERCEPTED (Career)

- 128 Bob Waterfield — 1945-1952
- 127 Norm Van Brocklin — 1949-1957
- 112 Roman Gabriel — 1962-1972

MOST PASSES HAD INTERCEPTED (Season)

- 24 Bob Waterfield — 1949
- 22 Bill Wade — 1958
- 21 Norm Van Brocklin — 1955, 1967

MOST PASSES HAD INTERCEPTED (Game)

- 7 Bob Waterfield — 1948 vs. Green Bay
- 6 Four Players (Most recent:
Bill Wade — 1958 vs. Green Bay)

**MOST CONSECUTIVE PASSES ATTEMPTED,
NONE INTERCEPTED**

- 206 Roman Gabriel — 1968-1969
- 114 Jim Hardy — 1948
- 106 Pat Haden — 1977

**FEWEST PASSES HAD INTERCEPTED
(Season — 100 att.)**

- 2 Roman Gabriel — 1962 (101 atts.)
- 4 Pat Haden — 1976 (105 atts.)
- 5 Roman Gabriel — 1965 (173 atts.)

**LOWEST PERCENTAGE, PASSES HAD
INTERCEPTED (Career — 500 att.)**

- 3.4 Roman Gabriel — 1962-1972

**LOWEST PERCENTAGE, PASSES HAD
INTERCEPTED (Season — 100 att.)**

- 1.8 Roman Gabriel — 1969 (7 - 399)
- 1.9 Roman Gabriel — 1962 (2 - 101)

Pass Receiving

MOST PASS RECEPTIONS (Career)

- 400 Tom Fears — 1948-1956
- 343 Elroy Hirsch — 1949-1957
- 340 Jack Snow — 1965-1975

MOST PASS RECEPTIONS (Season)

- 84 Tom Fears — 1950
- 78 Jim Phillips — 1961
- 77 Tom Fears — 1949

MOST PASS RECEPTIONS (Game)

- *18 Tom Fears — 1950 vs. Green Bay
- 13 Jim Phillips — 1961 vs. Green Bay
- 12 Jim Benton — 1946 vs. New York Giants

**MOST YARDS GAINED, PASS RECEIVING
(Career)**

- 6,289 Elroy Hirsch — 1949-1957
- 6,012 Jack Snow — 1965-1975
- 5,397 Tom Fears — 1948-1956

MOST YARDS GAINED, PASS RECEIVING**(Season)**

- 1,495 Elroy Hirsch — 1951
- 1,212 Bob Boyd — 1954
- 1,116 Tom Fears — 1950

MOST YARDS GAINED, PASS RECEIVING**(Game)**

- 303 Jim Benton — 1945 vs. Detroit
- 238 Harold Jackson — 1973 vs. Dallas
- 220 Ron Jessie — 1976 vs. Miami

MOST TOUCHDOWN PASSES RECEIVED**(Career)**

- 53 Elroy Hirsch — 1949-1957
- 45 Jack Snow — 1965-1975
- 42 Jim Benton — 1938-40, 1942, 1944-1947

MOST TOUCHDOWN PASSES RECEIVED**(Season)**

- 117 Elroy Hirsch — 1951
- 13 Harold Jackson — 1973
- 10 Bucky Pope — 1964

MOST TOUCHDOWN PASSES RECEIVED**(Game)**

- 4 Bob Shaw — 1949 vs. Washington
- 4 Elroy Hirsch — 1951 vs. New York Yanks
- 4 Harold Jackson — 1973 vs. Dallas

MOST CONSECUTIVE GAMES, PASS**RECEPTIONS**

- 68 Jim Phillips — 1958-1963
- 51 Tom Fears — 1947-1951
- 31 Jon Arnett — 1958-1960

MOST CONSECUTIVE GAMES, TOUCHDOWN PASSES RECEIVED

- 111 Elroy Hirsch — 1950-51
- 5 Jack Snow — 1967-68
- 5 Harold Jackson — 1973

Punting**MOST PUNTS (Career)**

- 356 Norm Van Brocklin — 1949-1957
- 315 Bob Waterfield — 1945-1952
- 298 Pat Studstill — 1968-1971

MOST PUNTS (Season)

- 93 Ken Clark — 1979 (40.1 avg.)
- 87 Danny Villanueva — 1962 (45.5 avg.)
- 83 Glen Walker — 1978 (37.0 avg.)

MOST PUNTS (Game)

- 12 Parker Hall — 1939 vs. Green Bay (39.3 avg.)
- 12 Rusty Jackson — 1976 vs. San Francisco (36.1 avg.)
- 11 Danny Villanueva — 1962 vs. Dallas (50.0 avg.)
- 11 Danny Villanueva — 1964 vs. Pittsburgh (40.5 avg.)

BEST PUNTING AVERAGE (Season)

- 45.5 Danny Villanueva — 1962 (87 punts)
- 45.4 Danny Villanueva — 1963 (81 punts)
- 44.6 Bob Waterfield — 1946 (39 punts)
- 44.6 Norm Van Brocklin — 1955 (60 punts)

BEST PUNTING AVERAGE**(Game — 4 punts or more)**

- 52.5 Parker Hall — 1939 vs. Green Bay (6 punts, 315 yards)
- 52.5 Danny Villanueva — 1962 vs. San Francisco (6 punts, 315 yards)
- 51.6 Bob Waterfield — 1946 vs. Chicago Bears (4 punts, 206 yards)
- 51.6 Jon Kilgore — 1967 vs. San Francisco (5 punts, 258 yards)

LONGEST PUNT

- 88 Bob Waterfield — 1948 vs. Green Bay
- 86 Bob Waterfield — 1947 vs. Green Bay
- 72 Norm Van Brocklin — 1956 vs. Chicago Bears

Scoring**MOST POINTS (Career)**

- 573 Bob Waterfield — 1945-1952
- 571 Bruce Gossett — 1964-1969
- 497 David Ray — 1970-1974

MOST POINTS (Season)

- 130 David Ray — 1973 (30 FG, 40 PAT)
- 121 David Ray — 1970 (29 FG, 34 PAT)
- 118 Frank Corral — 1978 (29 FG, 31 PAT)

MOST POINTS (Game)

- 24 Bob Shaw — 1949 vs. Washington
- 24 Elroy Hirsch — 1951 vs. New York Yanks
- 24 Harold Jackson — 1973 vs. Dallas

MOST TOUCHDOWNS (Career)

- 56 Elroy Hirsch — 1949-1957
- 45 Jim Benton — 1938-1940, 1942, 1944-1947
- 45 Jack Snow — 1965-1975

MOST TOUCHDOWNS (Season)

- 17 Elroy Hirsch — 1951
- 13 Harold Jackson — 1973
- 11 Dick Hoerner — 1950
- 11 Dan Towler — 1954
- 11 Lawrence McCutcheon — 1976

MOST TOUCHDOWNS (Game)

- 4 Bob Shaw — 1949 vs. Washington
- 4 Elroy Hirsch — 1951 vs. New York Yanks
- 4 Harold Jackson — 1973 vs. Dallas

Field Goals**MOST FIELD GOALS (Career)**

- 120 Bruce Gossett — 1964-1969
- 110 David Ray — 1970-1974
- 60 Bob Waterfield — 1945-1952

MOST FIELD GOALS (Season)

- 30 David Ray — 1973
- 29 David Ray — 1970
- 29 Frank Corral — 1978

MOST FIELD GOALS (Game)

- 5 Bob Waterfield — 1951 vs. Detroit
- 4 Thirteen times (Most recent: Frank Corral — 1978 vs. Cincinnati)

LONGEST FIELD GOAL

- 51 Lou Michaels — 1960 vs. Baltimore
- 51 Danny Villanueva — 1962 vs. Dallas
- 51 Tom Dempsey — 1975 vs. San Francisco

MOST CONSECUTIVE FIELD GOALS

- 11 Tom Dempsey — 1976
- 9 Frank Corral — 1978 (6), 1979 (3)

Extra Points**MOST EXTRA POINTS (Career)**

- 315 Bob Waterfield — 1945-1952
- 211 Bruce Gossett — 1964-1969
- 167 David Ray — 1970-1974

MOST EXTRA POINTS (Season)

- 54 Bob Waterfield — 1950
- 48 Bruce Gossett — 1967
- 44 Bob Waterfield — 1952

MOST EXTRA POINTS (Game)

- 9 Bob Waterfield — 1950 vs. Baltimore
- 8 Paige Cothren — 1950 vs. San Francisco
- 7 Bob Waterfield — 1948 vs. New York Giants
- 7 Bruce Gossett — 1966 vs. New York Giants

Safeties**MOST SAFETIES (Career)**

- 2 Fred Dryer — 1972-1979

MOST SAFETIES (Season)

- 12 Fred Dryer — 1973

MOST SAFETIES (Game)

- 2 Fred Dryer — 1973 vs. Green Bay

Interceptions**MOST INTERCEPTIONS BY (Career)**

- 46 Ed Meador — 1959-1970
- 28 Will Sherman — 1954-1960
- 28 Clarence Williams — 1965-1970
- 27 Dave Elmendorf — 1971-1979

MOST INTERCEPTIONS BY (Season)

- 14 Dick (Night Train) Lane — 1952
- 12 Woodley Lewis — 1950
- 11 Will Sherman — 1955

MOST INTERCEPTIONS BY (Game)

- 3 Fifteen times (Most recent: Pat Thomas — 1979 vs. New Orleans)

MOST CONSECUTIVE GAMES, PASSES INTERCEPTED BY

- 8 Will Sherman — 1954-55
- 5 Dick (Night Train) Lane — 1952
- 3 Five times (Most recent: Jim Youngblood — 1979)

LONGEST INTERCEPTED PASS RETURN

- 97 Herb Rich — 1952 vs. Dallas Texas
- 97 Bobby Smith — 1964 vs. San Francisco
- 95 Will Sherman — 1956 vs. Green Bay

Punt Returns**MOST PUNT RETURNS (Career)**

- 110 Alvin Haymond — 1969-1971
- 106 Woodley Lewis — 1950-1955
- 75 V.T. Smith — 1949-1953
- 75 Jon Arnett — 1957-1963

MOST PUNT RETURNS (Season)

- 58 Eddie Brown — 1979
- 53 Alvin Haymond — 1970
- 52 Jackie Wallace — 1978

MOST PUNT RETURNS (Game)

- 7 Alvin Haymond — 1970 vs. Allanta
- 7 Cullen Bryant — 1976 vs. New Orleans
- 7 Eddie Brown — 1979 vs. Tampa Bay
- 7 Eddie Brown — 1979 vs. St. Louis

MOST YARDS PUNT RETURNS (Season)

- 618 Jackie Wallace — 1978
- 435 Alvin Haymond — 1969
- 427 V.T. Smith — 1949

*NFL Record †Ties NFL Record

HIGHEST AVERAGE PUNT RETURN**(Career — 75 rel.)**

- 10.9 V.T. Smith (75) 1949-1953
- 9.1 Jon Arnett (75) 1957-1963
- 8.7 Woodley Lewis (106) 1950-1955

HIGHEST AVERAGE PUNT RETURN**(Season — 14 rel.)**

- 18.5 Woodley Lewis — 1952
- 15.8 V.T. Smith — 1949
- 15.6 Les Horvath — 1948

LONGEST PUNT RETURN

- 90 Dick Bass — 1961 vs. Green Bay
- 88 Tom Harmon — 1947 vs. Detroit
- 85 V.T. Smith — 1949 vs. Green Bay

Kickoff Returns**MOST KICKOFF RETURNS (Career)**

- 109 Woodley Lewis — 1950-1955
- 104 Jon Arnett — 1957-1963
- 66 Cullen Bryant — 1973-1979

MOST KICKOFF RETURNS (Season)

- 40 Drew Hill — 1979
- 35 Alvin Haymond — 1970
- 34 Woodley Lewis — 1954

MOST KICKOFF RETURNS (Game)

- 6 Woodley Lewis — 1953 vs. Green Bay
- 6 Carver Shannon — 1963 vs. Chicago
- 6 Carver Shannon — 1964 vs. Detroit
- 6 Jim Jodat — 1978 vs. Cleveland
- 6 Drew Hill — 1979 vs. Dallas

MOST YARDS, KICKOFF RETURNS (Career)

- 2,803 Woodley Lewis — 1950-1955
- 2,590 Jon Arnett — 1957-1963
- 1,760 Cullen Bryant — 1973-1979

MOST YARDS, KICKOFF RETURNS (Season)

- 1,022 Alvin Haymond — 1970
- 836 Woodley Lewis — 1954
- 830 Woodley Lewis — 1953

MOST YARDS, KICKOFF RETURNS (Game)

- 202 Carver Shannon — 1963 vs. Chicago
- 182 Alvin Haymond — 1970 vs. St. Louis
- 174 Woodley Lewis — 1953 vs. Detroit

MOST KICKOFF RETURNS FOR TOUCHDOWNS**(Career)**

- 3 V.T. Smith — 1949-1953
- 3 Cullen Bryant — 1973-1979
- 2 Jon Arnett — 1957-1963

MOST KICKOFF RETURNS FOR TOUCHDOWNS**(Season)**

- 3 V.T. Smith — 1950

HIGHEST AVERAGE KICKOFF RETURN**(Season — 14 rel.)**

- 33.7 V.T. Smith — 1950
- 31.8 Tom Wilson — 1957
- 30.3 Dick Bass — 1961

LONGEST KICKOFF RETURN

- 105 Jon Arnett — 1961 vs. Detroit
- 105 Travis Williams — 1971 vs. New Orleans
- 103 Tom Wilson — 1956 vs. Baltimore

Field Goal Returns**LONGEST FIELD GOAL RETURN**

- 99 Jerry Williams — 1951 vs. Green Bay

Combined Yardage

(Includes Rushes, Pass Receptions and Runbacks of Pass Interceptions, Punts, Kickoffs and Fumbles)

MOST COMBINED YARDAGE (Career)

- 9,213 Dick Bass — 1960-69
- 8,076 Jon Arnett — 1957-1963
- 7,869 Lawrence McCutcheon — 1973-1979

Length of Service**MOST YEARS ACTIVE PLAYER WITH RAMS**

- 15 Charlie Cowan — 1961-1975
- 15 Joe Scibelli — 1961-1975
- 15 Merlin Olsen — 1962-1976
- 13 Lamar Lundy — 1957-1969
- 13 Jack Pardee — 1957-1964, 1966-1970
- 13 Tom Mack — 1966-1978
- 12 Ed Meador — 1959-1970

MOST GAMES PLAYED WITH RAMS

- 208 Merlin Olsen — 1962-1976
- 206 Charlie Cowan — 1961-1975
- 202 Joe Scibelli — 1961-1975
- 184 Tom Mack — 1966-1978
- 169 Jack Pardee — 1957-1964, 1966-1970
- 162 Ed Meador — 1959-1970
- 152 Lamar Lundy — 1957-1969
- 150 Jack Snow — 1965-1975

MOST CONSECUTIVE GAMES PLAYED WITH RAMS

- 198 Merlin Olsen — 1962-1976
- 184 Tom Mack — 1966-1978
- 159 Ed Meador — 1959-1970
- 144 Rich Saul — 1970-1979
- 143 David Jones — 1961-1971
- 142 Jack Snow — 1965-1975
- 140 Ken Iman — 1965-1974

Rams Team Records

1946: 11 games; 1947-1959: 12 games; 1960-1977: 14 games; 1978-1979: 16 games

Victories

MOST VICTORIES (Regular Season)

- 12 1973, 1975, 1978
- 11 1967, 1969
- 10 1968, 1974, 1976, 1977

MOST CONSECUTIVE VICTORIES (Season)

- 11 1969
- 8 1952, 1967
- 7 1978

MOST CONSECUTIVE VICTORIES (Season, including Postseason games)

- 11 1969
- 8 1952, 1967
- 7 1975, 1978

MOST CONSECUTIVE VICTORIES (Regular Season)

- 14 1967-68
- 11 1969
- 9 1948-49, 1952-53

Rushing

MOST YARDS GAINED RUSHING (Season)

- 2,925 1973
- 2,575 1977
- 2,528 1976

MOST YARDS GAINED RUSHING (Game)

- 371 1951 vs. New York Yankees
- 340 1973 vs. New Orleans
- 324 1958 vs. Green Bay

FEWEST YARDS GAINED RUSHING (Season)

- 798 1938
- 875 1942
- 930 1937

MOST RUSHING ATTEMPTS (Season)

- 659 1973

MOST RUSHING ATTEMPTS (Game)

- 65 1976 vs. Minnesota
- 63 1979 vs. Seattle
- 61 1977 vs. New Orleans

FEWEST YARDS ALLOWED RUSHING (Season)

- 1,119 1967
- 1,302 1966, 1974
- 1,305 1968

FEWEST YARDS ALLOWED RUSHING (Game)

- 19 1954 vs. Baltimore
- 19 1974 vs. Atlanta
- 21 1959 vs. Chicago Bears
- 22 1965 vs. Green Bay
- 23 1978 vs. Seattle

MOST YARDS ALLOWED RUSHING (Season)

- 2,440 1961
- 2,206 1951
- 2,092 1962

Passing

MOST PASSES ATTEMPTED (Season)

- 466 1978
- 456 1979
- 453 1950

MOST PASSES ATTEMPTED (Game)

- 55 1950 vs. Philadelphia
- 54 1948 vs. Chicago Cardinals
- 48 1949 vs. Chicago Bears
- 48 1970 vs. New York Jets

FEWEST PASSES ATTEMPTED (Season)

- 168 1937
- 181 1975
- 199 1945

FEWEST PASSES ATTEMPTED (Game)

- 4 1937 vs. Detroit
- 8 1976 vs. San Francisco
- 10 1973 vs. Kansas City

MOST PASSES COMPLETED (Season)

- 253 1950
- 249 1966
- 242 1979

MOST PASSES COMPLETED (Game)

- 32 1950 vs. Green Bay
- 28 1948 vs. Chicago Cardinals
- 27 Three times (Most recent: 1970 vs. Detroit)

MOST YARDS GAINED PASSING**(Season)**

3,709 1950
3,047 1954
2,874 1978

MOST YARDS GAINED PASSING**(Game)**

*554 1951 vs. New York Yankees
434 1954 vs. Green Bay
427 1950 vs. Detroit

FEWEST YARDS GAINED PASSING**(Season)**

839 1937
1,261 1944
1,352 1941

FEWEST PASSES HAD INTERCEPTED**(Season)**

7 1969
11 1971, 1973, 1977

MOST PASSES HAD INTERCEPTED**(Season)**

.35 1941
.31 1938, 1952
.29 1979

MOST PASSES HAD INTERCEPTED**(Game)**

7 Many times

BEST PASSING PERCENTAGE (Season)

55.8 1950
55.3 1966
55.1 1959

FEWEST TIMES OWN PASSER TACKLED**(Season)**

16 1972
17 1969, 1973
21 1974

MOST TIMES OPPONENT PASSER**TACKLED (Season)**

53 1970
52 1979
51 1968

FEWEST YARDS ALLOWED PASSING**(Season)**

1,681 1973
1,813 1968
1,822 1953, 1957

FEWEST YARDS ALLOWED PASSING**(Game)**

-30 1979 vs. Seattle
-1 1974 vs. Green Bay
0 1949 vs. Pittsburgh
1 1978 vs. Atlanta

MOST YARDS ALLOWED PASSING**(Season)**

2,889 1962
2,753 1963
2,694 1964

Total Yards**MOST YARDS GAINED (Season)**

5,506 1951
5,420 1950
5,242 1967

MOST YARDS GAINED (Game)

*735 1951 vs. New York Yankees
636 1950 vs. New York Yankees
611 1956 vs. Green Bay

FEWEST YARDS GAINED (Season)

1,794 1937
2,253 1938
2,286 1941

FEWEST YARDS GAINED (Game)

58 1942 vs. Chicago Bears
88 1963 vs. Chicago Bears
96 1969 vs. Detroit

FEWEST YARDS ALLOWED (Season)

2,951 1973
3,118 1968
3,322 1975

FEWEST YARDS ALLOWED (Game)

*-7 1979 vs. Seattle
63 1973 vs. Green Bay
70 1953 vs. Baltimore
70 1973 vs. Atlanta

MOST YARDS ALLOWED (Season)

4,981 1962
4,813 1961
4,595 1964

First Downs**MOST TOTAL FIRST DOWNS****(Season)**

301 1978
299 1979
294 1973

MOST TOTAL FIRST DOWNS (Game)

*38 1968 vs. New York Giants
34 1951 vs. New York Yankees
33 1956 vs. Green Bay

*NFL Record

FEWEST FIRST DOWNS (Season)

88 1937
 103 1942
 104 1944

FEWEST FIRST DOWNS (Game)

2 1937 vs. Washington
 4 1969 vs. Detroit
 5 1970 vs. Minnesota

MOST FIRST DOWNS RUSHING (Season)

177 1973
 143 1976
 139 1977

MOST FIRST DOWNS RUSHING (Game)

21 1973 vs. New Orleans
 19 1976 vs. Atlanta
 18 1956 vs. Green Bay
 18 1979 vs. Seattle

FEWEST FIRST DOWNS RUSHING (Game)

0 1964 vs. San Francisco
 0 1970 vs. New York Jets
 1 Five times (Most recent:
 1977 vs. Atlanta)

MOST FIRST DOWNS PASSING (Season)

153 1965
 148 1978
 142 1950

MOST FIRST DOWNS PASSING (Game)

21 1951 vs. New York Yankees
 21 1952 vs. Pittsburgh
 20 1966 vs. New York Giants

FEWEST FIRST DOWNS PASSING (Game)

0 1971 vs. San Francisco
 1 1952 vs. Dallas, 1962 vs. Detroit,
 1976 vs. San Francisco

MOST FIRST DOWNS PENALTIES (Season)

28 1951
 27 1979
 26 1964

FEWEST FIRST DOWNS ALLOWED (Season)

135 1946
 173 1973
 186 1974

*NFL Record †Ties NFL Record

FEWEST FIRST DOWNS ALLOWED (Game)

1 1979 vs. Seattle
 2 1973 vs. Atlanta
 6 Five times (Most recent:
 1977 vs. Philadelphia)

FEWEST FIRST DOWNS ALLOWED RUSHING (Season)

63 1946
 64 1966, 1970
 66 1968, 1974

FEWEST FIRST DOWNS ALLOWED RUSHING (Game)

10 1966 vs. Baltimore
 10 1974 vs. Atlanta
 10 1979 vs. Seattle
 1 Seven times (Most recent:
 1978 vs. Pittsburgh)

FEWEST FIRST DOWNS ALLOWED PASSING (Season)

53 1946
 84 1951
 87 1973

FEWEST FIRST DOWNS ALLOWED PASSING (Game)

10 1949 vs. Pittsburgh
 10 1973 vs. Atlanta
 1 1953 vs. Green Bay
 1 1978 vs. Atlanta
 1 1979 vs. Seattle

Scoring

MOST POINTS (Season)

466 1950
 398 1967
 392 1966

MOST POINTS (Game)

70 1950 (Rams 70, Baltimore 27)
 65 1950 (Rams 65, Detroit 24)
 59 1976 (Rams 59, Atlanta 0)

MOST POINTS (Quarter)

41 1950 vs. Detroit (3rd quarter)
 28 1951 vs. Chi. Cardinals (3rd quarter)
 28 1952 vs. Chicago Bears (4th quarter)
 28 1979 vs. New Orleans (2nd quarter)
 28 1979 vs. Atlanta (2nd quarter)

FEWEST POINTS (Season)

75 1937
 116 1941
 131 1938

FEWEST POINTS (Game)

0 Fifteen Games

MOST TOUCHDOWNS (Season)64 1950
51 1951
48 1949, 1953, 1967**MOST TOUCHDOWNS (Game)**†10 1950 vs. Baltimore
8 Four times (Most recent:
1976 vs. Atlanta)**FEWEST TOUCHDOWNS (Season)**10 1937
16 1941
18 1938**MOST TOUCHDOWNS RUSHING (Season)**33 1950
29 1953
28 1952**MOST TOUCHDOWNS RUSHING (Game)**7 1976 vs. Atlanta
6 1949 vs. Green Bay
6 1951 vs. New York Yankees**MOST TOUCHDOWNS PASSING (Season)**31 1950
28 1948, 1967
26 1951**MOST TOUCHDOWNS PASSING (Game)**6 1949 vs. New York Bulldogs
6 1949 vs. Washington
6 1950 vs. Detroit**MOST FIELD GOALS ATTEMPTED (Season)*** †49 1966
47 1973
45 1970**MOST FIELD GOALS (Season)**30 1973
29 1970, 1978
28 1966**MOST FIELD GOALS (Game)**5 1951 vs. Detroit
4 Thirteen times (Most recent:
1978 vs. Cincinnati)**MOST POINTS AFTER TOUCHDOWNS (Season)**59 1950
48 1949, 1953, 1967
47 1951

*NFL Record †Ties NFL Record

MOST POINTS AFTER TOUCHDOWNS (Game)10 1950 vs. Baltimore
8 1958 vs. San Francisco
7 1948 vs. New York Giants
7 1966 vs. New York Giants**FEWEST POINTS ALLOWED (Season)**135 1975
136 1945
146 1977**MOST POINTS ALLOWED (Season)**353 1950
350 1963
339 1964

Interceptions

MOST INTERCEPTIONS (Season)38 1952
32 1967
32 1976**MOST INTERCEPTIONS (Game)**7 1949 vs. Chicago Bears
7 1964 vs. San Francisco
6 1950 vs. New York Yankees
6 1952 vs. Dallas Texans**MOST YARDS RETURNING INTERCEPTIONS (Season)**712 1952
512 1950
490 1958**MOST YARDS RETURNING INTERCEPTIONS (Game)***314 1964 vs. San Francisco
129 1953 vs. Detroit
128 1974 vs. Atlanta

Punting

MOST PUNTS (Season)95 1979
87 1962
85 1978**MOST PUNTS (Game)**12 1938 vs. Chicago Bears
12 1939 vs. Green Bay
12 1940 vs. New York Giants
12 1976 vs. San Francisco**BEST PUNTING AVERAGE (Season)**45.5 1962
44.6 1955
44.4 1946, 1949

BEST PUNTING AVERAGE**(Game — 4 punts or more)**

- 52.5 1939 vs. Green Bay
- 52.5 1962 vs. San Francisco
- 51.6 1946 vs. Chicago Bears
- 51.6 1967 vs. San Francisco

Punt Returns**MOST PUNT RETURNS (Season)**

- 67 1978
- 62 1970
- 58 1969, 1979

MOST PUNT RETURNS (Game)

- 8 1966 vs. Baltimore
- 8 1970 vs. Atlanta
- 8 1977 vs. Atlanta
- 7 Fourteen times (Most recent: 1979 vs. St. Louis)

FEWEST PUNT RETURNS (Season)

- 14 1961
- 25 1960
- 27 1962

MOST YARDS PUNT RETURNS (Game)

- 140 1947 vs. New York Giants
- 122 1953 vs. Detroit
- 122 1973 vs. New Orleans

FEWEST YARDS PUNT RETURNS**(Season)**

- 129 1960
- 181 1964
- 184 1961

HIGHEST AVERAGE PUNT RETURNS**(Season)**

- 14.5 1947
- 13.9 1952
- 13.1 1961

LOWEST AVERAGE PUNT RETURNS**(Season)**

- 4.6 1954
- 4.9 1971
- 5.2 1960

MOST TOUCHDOWNS PUNT RETURNS**(Season)**

- 2 1947, 1949, 1952

FEWEST OPPONENTS PUNT RETURNS**(Season)**

- 22 1972
- 24 1952, 1973
- 25 1965

MOST OPPONENTS PUNT RETURNS**(Season)**

- 60 1963
- 59 1979
- 55 1962

FEWEST YARDS ALLOWED PUNT**RETURNS (Season)**

- 55 1972
- 116 1977
- 143 1958

MOST YARDS ALLOWED PUNT**RETURNS (Season)**

- 689 1963
- 567 1962
- 452 1971, 1974

LOWEST AVERAGE ALLOWED PUNT**RETURNS (Season)**

- 2.5 1972
- 4.0 1977
- 4.6 1958

HIGHEST AVERAGE ALLOWED PUNT**RETURNS (Season)**

- 14.1 1950
- 13.9 1948
- 12.9 1946

MOST TOUCHDOWNS ALLOWED PUNT**RETURNS (Season)**

- 3 1951
- 1 Six times (Most recent: 1978)

Kickoff Returns**MOST KICKOFF RETURNS (Season)**

- 70 1963
- 66 1979
- 60 1962

MOST KICKOFF RETURNS (Game)

- 8 1950 vs. Philadelphia
- 8 1962 vs. Green Bay
- 8 1963 vs. Chicago
- 8 1979 vs. San Diego
- 7 Eleven times (Most recent: 1976 vs. St. Louis)

FEWEST KICKOFF RETURNS (Season)

- 33 1977
- 34 1947, 1975
- 36 1973

MOST YARDS KICKOFF RETURNS (Season)

- 1,651 1963
- 1,463 1961
- 1,424 1950

MOST YARDS KICKOFF RETURNS (Game)

254 1963 vs. Chicago

239 1976 vs. St. Louis

215 1959 vs. Green Bay

FEWEST YARDS KICKOFF RETURNS**(Season)**

690 1949

705 1977

724 1947

HIGHEST AVERAGE KICKOFF RETURNS**(Season)**

26.3 1970

26.2 1952

26.1 1961

LOWEST AVERAGE KICKOFF RETURNS**(Season)**

18.6 1949

18.8 1951

19.4 1958

MOST TOUCHDOWNS, KICKOFF**RETURNS (Season)**

3 1950

FEWEST OPPONENTS KICKOFF**RETURNS (Season)**

35 1955

44 1947, 1963

46 1954

MOST OPPONENTS KICKOFF RETURNS**(Season)**

72 1959

71 1970

70 1976

FEWEST YARDS ALLOWED KICKOFF**RETURNS (Season)**

703 1955

889 1947

981 1959

MOST YARDS ALLOWED KICKOFF**RETURNS (Season)**

1,600 1953

1,544 1964

1,478 1951

LOWEST AVERAGE ALLOWED KICKOFF**RETURNS (Season)**

11.3 1974

13.6 1959

19.8 1976

HIGHEST AVERAGE ALLOWED**KICKOFF RETURNS (Season)**

29.4 1950

27.4 1951

27.1 1953

MOST TOUCHDOWNS ALLOWED**KICKOFF RETURNS (Season)**

2 1950, 1964, 1967

Fumbles**MOST FUMBLES (Season)**

40 1964, 1965

39 1978

38 1979

MOST FUMBLES (Game)

8 1965 vs. Detroit

7 Eight times (Most recent:

1979 vs. New Orleans)

FEWEST FUMBLES (Season)

17 1960

20 1942

21 1961, 1968, 1973

FEWEST FUMBLES (Game)

0 Many games

MOST OPPONENTS FUMBLES**RECOVERED (Season)**

24 1947, 1948

21 1979

20 1966

MOST OPPONENTS FUMBLES**RECOVERED (Game)**

5 1938 vs. Chicago Cardinals

5 1954 vs. Detroit

5 1966 vs. Green Bay

Penalties**MOST PENALTIES (Season)**

133 1978

110 1950

100 1952

FEWEST PENALTIES (Season)

29 1941

45 1942

51 1959

FEWEST YARDS PENALIZED (Season)

195 1938

220 1939

228 1937

MOST YARDS PENALIZED (Season)

1,169 1978

1,038 1950

994 1969

1980 NFL Preseason Schedule

Aug. 2—Hall of Fame Game

San Diego vs. Green Bay at Canton, Ohio (ABC), 3:30 p.m.

FIRST WEEK

Aug. 7—Atlanta at Seattle, 7:30 p.m.

Aug. 9—Cincinnati at Denver, 8:00 p.m.

Cleveland at Kansas City, 8:00 p.m.

Green Bay at Dallas, 8:00 p.m.

Oakland at San Francisco, 7:00 p.m.

Pittsburgh at N.Y. Giants, 8:00 p.m.

Philadelphia at Buffalo, 6:00 p.m.

St. Louis at New Orleans, 7:00 p.m.

San Diego at Minnesota, 8:00 p.m.

Washington at Baltimore, 8:00 p.m.

Aug. 10—Chicago at N.Y. Jets (Giants Stadium), 7:30 p.m.

Detroit at Miami, 4:00 p.m.

Aug. 11—New England at Los Angeles, 8:00 p.m.

Tampa Bay at Houston, 7:00 p.m.

SECOND WEEK

Aug. 15—N.Y. Jets at Philadelphia, 7:30 p.m.

Pittsburgh at Atlanta (ABC), 9:00 p.m.

Aug. 16—Baltimore vs. Green Bay (Milw.), 7:00 p.m.

Chicago at Cincinnati, 8:00 p.m.

Dallas at Los Angeles, 7:00 p.m.

Denver at N.Y. Giants, 8:00 p.m.

Buffalo at Detroit, 8:00 p.m.

St. Louis at Tampa Bay, 7:00 p.m.

San Francisco at San Diego, 6:00 p.m.

New England at Oakland, 6:00 p.m.

Aug. 17—New Orleans at Houston (CBS), 12:00 Noon

Aug. 18—Miami at Seattle, 7:30 p.m.

Minnesota at Kansas City, 8:00 p.m.

Washington at Cleveland, 8:00 p.m.

THIRD WEEK

Aug. 22—N.Y. Giants at Baltimore, 8:00 p.m.

Aug. 23—Atlanta at San Diego, 6:00 p.m.

Cincinnati at Tampa Bay, 7:00 p.m.

Cleveland at Chicago, 6:00 p.m.

Green Bay at Buffalo, 6:00 p.m.

Houston at Dallas (NBC), 8:00 p.m.

Kansas City at St. Louis, 6:00 p.m.

Los Angeles at Denver, 7:30 p.m.

Minnesota at Miami, 8:00 p.m.

New Orleans at Detroit, 8:00 p.m.

N.Y. Jets at Pittsburgh, 8:00 p.m.

Oakland at Washington, 7:30 p.m.

Seattle at San Francisco, 7:00 p.m.

Aug. 24—Philadelphia at New England (ABC), 12:30 p.m.

FOURTH WEEK

Aug. 28—Buffalo at Houston, 7:00 p.m.

Aug. 29—Baltimore at Atlanta, 8:00 p.m.

Miami at New Orleans, 8:00 p.m.

New England at Seattle (NBC),

5:30 p.m.

Washington at Tampa Bay, 7:00 p.m.

Aug. 30—Cleveland at Minnesota, 8:00 p.m.

Denver at Green Bay, 7:00 p.m.

Detroit at Cincinnati, 8:00 p.m.

Kansas City vs. San Francisco

(Tucson), 7:30 p.m.

N.Y. Jets at N.Y. Giants, 8:00 p.m.

Philadelphia at Oakland, 6:00 p.m.

Pittsburgh at Dallas (CBS), 8:00 p.m.

St. Louis at Chicago, 6:00 p.m.

San Diego at Los Angeles, 7:00 p.m.

1980 NFL Schedule

ATLANTA FALCONS

Sept. 7 at Minnesota	12:00	Oct. 19 at New Orleans	1:00	Nov. 23 Chicago	1:00
Sept. 14 at New England	1:00	Oct. 26 Los Angeles	1:30	Nov. 30 Washington	1:00
Sept. 21 Miami	1:00	Nov. 2 at Buffalo	1:00	Dec. 7 at Philadelphia	1:00
Sept. 28 at San Francisco	1:00	Nov. 9 at St. Louis	1:30	Dec. 14 San Francisco	1:00
Oct. 5 Detroit	1:00	Nov. 16 New Orleans	1:30	Dec. 21 at Los Angeles	1:00
Oct. 12 New York Jets	4:00				

BALTIMORE COLTS

Sept. 7 at New York Jets	4:00
Sept. 14 Pittsburgh	2:00
Sept. 21 at Houston	1:00
Sept. 28 New York Jets	4:00
Oct. 5 at Miami	1:00
Oct. 12 at Buffalo	1:00
Oct. 19 New England	2:00
Oct. 26 St. Louis	2:00
Nov. 2 at Kansas City	12:00
Nov. 9 Cleveland	2:00
Nov. 16 at Detroit	1:00
Nov. 23 at New England	1:00
Nov. 30 Buffalo	2:00
Dec. 7 at Cincinnati	1:00
Dec. 14 Miami	4:00
Dec. 21 Kansas City	2:00

BUFFALO BILLS

Sept. 7 Miami	1:00
Sept. 14 New York Jets	1:00
Sept. 21 at New Orleans	1:00
Sept. 28 Oakland	1:00
Oct. 5 at San Diego	1:00
Oct. 12 Baltimore	1:00
Oct. 19 at Miami	1:00
Oct. 26 New England	1:00
Nov. 2 Atlanta	1:00
Nov. 9 at New York Jets	4:00
Nov. 16 at Cincinnati	1:00
Nov. 23 Pittsburgh	1:00
Nov. 30 at Baltimore	2:00
Dec. 7 Los Angeles	1:00
Dec. 14 at New England	1:00
Dec. 21 at San Francisco	1:00

CHICAGO BEARS

Sept. 7 at Green Bay	12:00
Sept. 14 New Orleans	1:00
Sept. 21 Minnesota	12:00
Sept. 28 at Pittsburgh	1:00
Oct. 6 Tampa Bay (Mon.)	8:00
Oct. 12 at Minnesota	1:00
Oct. 19 Detroit	1:00
Oct. 26 at Philadelphia	4:00
Nov. 3 at Cleveland (Mon.)	9:00
Nov. 9 Washington	12:00
Nov. 16 Houston	3:00
Nov. 23 at Atlanta	1:00
Nov. 30 at Detroit (Thanks.)	12:30
Dec. 7 Green Bay	1:00
Dec. 14 Cincinnati	1:00
Dec. 20 at Tampa Bay (Sat.)	4:00

CINCINNATI BENGALS

Sept. 7	at Tampa Bay	1:00
Sept. 14	at Miami	4:00
Sept. 21	Pittsburgh	1:00
Sept. 28	Houston	1:00
Oct. 5	at Green Bay	1:00
Oct. 12	at Pittsburgh	1:00
Oct. 19	Minnesota	1:00
Oct. 26	at Houston	3:00
Nov. 2	San Diego	1:00
Nov. 9	at Oakland	1:00
Nov. 16	Buffalo	1:00
Nov. 23	at Cleveland	1:00
Nov. 30	at Kansas City	1:00
Dec. 7	Baltimore	1:00
Dec. 14	at Chicago	1:00
Dec. 21	Cleveland	1:00

DENVER BRONCOS

Sept. 7	at Philadelphia	4:00
Sept. 14	Dallas	2:00
Sept. 21	San Diego	2:00
Sept. 29	at New England (Mon.)	9:00
Oct. 5	at Cleveland	1:00
Oct. 13	Washington (Mon.)	7:00
Oct. 19	Kansas City	12:00
Oct. 26	at New York Giants	1:00
Nov. 2	Houston	2:00
Nov. 9	at San Diego	1:00
Nov. 16	New York Jets	2:00
Nov. 23	Seattle	2:00
Dec. 1	at Oakland (Mon.)	6:00
Dec. 7	at Kansas City	3:00
Dec. 14	Oakland	2:00
Dec. 21	at Seattle	1:00

HOUSTON OILERS

Sept. 7	at Pittsburgh	1:00
Sept. 15	at Cleveland (Mon.)	9:00
Sept. 21	Baltimore	1:00
Sept. 28	at Cincinnati	1:00
Oct. 5	Seattle	12:00
Oct. 12	at Kansas City	3:00
Oct. 19	Tampa Bay	3:00
Oct. 26	Cincinnati	3:00
Nov. 2	at Denver	2:00
Nov. 10	New England (Mon.)	8:00
Nov. 16	at Chicago	3:00
Nov. 23	at New York Jets	1:00
Nov. 30	Cleveland	3:00
Dec. 4	Pittsburgh (Thurs.)	7:30
Dec. 14	at Green Bay	12:00
Dec. 21	Minnesota	12:00

MIAMI DOLPHINS

Sept. 7	at Buffalo	1:00
Sept. 14	Cincinnati	4:00
Sept. 21	at Atlanta	1:00
Sept. 28	New Orleans	1:00
Oct. 5	Baltimore	1:00
Oct. 12	at New England	1:00
Oct. 19	Buffalo	1:00
Oct. 27	at New York Jets (Mon.)	9:00
Nov. 2	at Oakland	1:00
Nov. 9	at Los Angeles	1:00
Nov. 16	San Francisco	4:00
Nov. 23	San Diego (Thurs.)	8:30
Nov. 30	at Pittsburgh	1:00
Dec. 8	New England (Mon.)	9:00
Dec. 14	at Baltimore	4:00
Dec. 20	New York Jets (Sat.)	12:30

CLEVELAND BROWNS

Sept. 7	at New England	1:00
Sept. 15	Houston (Mon.)	9:00
Sept. 21	Kansas City	1:00
Sept. 28	at Tampa Bay	1:00
Oct. 5	Denver	1:00
Oct. 12	at Seattle	1:00
Oct. 19	Green Bay	1:00
Oct. 26	Pittsburgh	1:00
Nov. 3	Chicago (Mon.)	9:00
Nov. 9	at Baltimore	2:00
Nov. 16	at Pittsburgh	1:00
Nov. 23	Cincinnati	1:00
Nov. 30	at Houston	3:00
Dec. 7	New York Jets	1:00
Dec. 14	at Minnesota	1:00
Dec. 21	at Cincinnati	1:00

DETROIT LIONS

Sept. 7	at Los Angeles	1:00
Sept. 14	vs Green Bay (Milw.)	1:00
Sept. 21	St. Louis	1:00
Sept. 28	Minnesota	1:00
Oct. 5	at Atlanta	1:00
Oct. 12	New Orleans	4:00
Oct. 19	at Chicago	1:00
Oct. 26	at Kansas City	1:00
Nov. 2	San Francisco	1:00
Nov. 9	at Minnesota	1:00
Nov. 16	Baltimore	1:00
Nov. 23	at Tampa Bay	1:00
Nov. 27	Chicago (Thanks.)	12:30
Dec. 7	at St. Louis	1:00
Dec. 14	Tampa Bay	4:00
Dec. 21	Green Bay	1:00

KANSAS CITY CHIEFS

Sept. 7	Oakland	3:00
Sept. 14	Seattle	1:00
Sept. 21	at Cleveland	1:00
Sept. 28	San Diego	3:00
Oct. 5	at Oakland	1:00
Oct. 12	Houston	3:00
Oct. 19	at Denver	12:00
Oct. 26	Detroit	1:00
Nov. 2	Baltimore	12:00
Nov. 9	at Seattle	1:00
Nov. 16	at San Diego	1:00
Nov. 23	at St. Louis	1:00
Nov. 30	Cincinnati	1:00
Dec. 7	Denver	3:00
Dec. 14	at Pittsburgh	1:00
Dec. 21	at Baltimore	2:00

MINNESOTA VIKINGS

Sept. 7	Atlanta	12:00
Sept. 14	Philadelphia	12:00
Sept. 21	at Chicago	12:00
Sept. 28	at Detroit	3:00
Oct. 5	Pittsburgh	12:00
Oct. 12	Chicago	1:00
Oct. 19	at Cincinnati	1:00
Oct. 26	at Green Bay	12:00
Nov. 2	at Washington	4:00
Nov. 9	Detroit	1:00
Nov. 16	Tampa Bay	1:00
Nov. 23	Green Bay	1:00
Nov. 30	at New Orleans	1:00
Dec. 7	at Tampa Bay	1:00
Dec. 14	Cleveland	1:00
Dec. 21	at Houston	12:00

DALLAS COWBOYS

Sept. 8	at Washington (Mon.)	9:00
Sept. 14	at Denver	2:00
Sept. 21	Tampa Bay	3:00
Sept. 28	vs Green Bay (Milw.)	1:00
Oct. 5	New York Giants	3:00
Oct. 12	San Francisco	1:00
Oct. 19	at Philadelphia	1:00
Oct. 26	San Diego	8:00
Nov. 2	at St. Louis	1:00
Nov. 9	at New York Giants	1:00
Nov. 16	St. Louis	1:00
Nov. 23	Washington	3:00
Nov. 27	Seattle (Thanks.)	3:00
Dec. 7	at Oakland	1:00
Dec. 15	at Los Angeles (Mon.)	5:00
Dec. 21	Philadelphia	3:00

GREEN BAY PACKERS

Sept. 7	Chicago	12:00
Sept. 14	Detroit (Milw.)	1:00
Sept. 21	at Los Angeles	7:00
Sept. 28	Dallas (Milw.)	1:00
Oct. 5	Cincinnati	1:00
Oct. 12	at Tampa Bay	1:00
Oct. 19	at Cleveland	1:00
Oct. 26	Minnesota	12:00
Nov. 2	at Oakland	1:00
Nov. 9	San Francisco (Milw.)	1:00
Nov. 16	at New York Giants	1:00
Nov. 23	at Minnesota	1:00
Nov. 30	Tampa Bay (Milw.)	1:00
Dec. 7	at Chicago	1:00
Dec. 14	Houston	12:00
Dec. 21	at Detroit	1:00

LOS ANGELES RAMS

Sept. 7	Detroit	1:00
Sept. 11	at Tampa Bay (Thurs.)	9:00
Sept. 21	Green Bay	1:00
Sept. 28	at New York Giants	1:00
Oct. 5	San Francisco	1:00
Oct. 12	at St. Louis	1:00
Oct. 19	at San Francisco	1:00
Oct. 26	at Atlanta	1:00
Nov. 2	New Orleans	1:00
Nov. 9	Miami	1:00
Nov. 16	at New England	1:00
Nov. 24	at New Orleans (Mon.)	8:00
Nov. 30	New York Jets	1:00
Dec. 7	at Buffalo	1:00
Dec. 15	Dallas (Mon.)	5:00
Dec. 21	Atlanta	1:00

NEW ENGLAND PATRIOTS

Sept. 7	Cleveland	1:00
Sept. 14	Atlanta	1:00
Sept. 21	at Seattle	1:00
Sept. 29	Denver (Mon.)	9:00
Oct. 5	at New York Jets	1:00
Oct. 12	Miami	1:00
Oct. 19	at Baltimore	2:00
Oct. 26	at Buffalo	1:00
Nov. 2	New York Jets	4:00
Nov. 10	at Houston (Mon.)	8:00
Nov. 16	Los Angeles	1:00
Nov. 23	Baltimore	1:00
Nov. 30	at San Francisco	1:00
Dec. 8	at Miami (Mon.)	9:00
Dec. 14	Buffalo	1:00
Dec. 21	at New Orleans	12:00

NEW ORLEANS SAINTS		
Sept 7	San Francisco	12:00
Sept 14	at Chicago	1:00
Sept 21	Buffalo	1:00
Sept 28	at Miami	1:00
Oct 5	St. Louis	12:00
Oct 12	at Detroit	4:00
Oct 19	Atlanta	1:00
Oct 26	at Washington	1:00
Nov 2	at Los Angeles	1:00
Nov 9	Philadelphia	3:00
Nov 16	at Atlanta	1:00
Nov 24	Los Angeles (Mon.)	8:00
Nov 30	Minnesota	1:00
Dec 7	at San Francisco	1:00
Dec 14	at New York Jets	1:00
Dec 21	New England	12:00

OAKLAND RAIDERS		
Sept 7	at Kansas City	3:00
Sept 14	at San Diego	1:00
Sept 21	Washington	1:00
Sept 28	at Buffalo	1:00
Oct 5	Kansas City	1:00
Oct 12	San Diego	1:00
Oct 20	at Pittsburgh (Mon.)	9:00
Oct 26	Seattle	1:00
Nov 2	Miami	1:00
Nov 9	Cincinnati	1:00
Nov 17	at Seattle (Mon.)	6:00
Nov 23	at Philadelphia	1:00
Dec 1	Denver (Mon.)	6:00
Dec 7	Dallas	1:00
Dec 14	at Denver	2:00
Dec 21	at New York Giants	1:00

ST. LOUIS CARDINALS		
Sept 7	New York Giants	12:00
Sept 14	at San Francisco	1:00
Sept 21	at Detroit	1:00
Sept 28	Philadelphia	1:00
Oct 5	at New Orleans	12:00
Oct 12	Los Angeles	1:00
Oct 19	at Washington	1:00
Oct 26	at Baltimore	2:00
Nov 2	Dallas	1:00
Nov 9	Atlanta	1:00
Nov 16	at Dallas	1:00
Nov 23	Kansas City	1:00
Nov 30	at New York Giants	1:00
Dec 7	Detroit	1:00
Dec 14	at Philadelphia	1:00
Dec 21	Washington	12:00

SEATTLE SEAHAWKS		
Sept 7	San Diego	1:00
Sept 14	at Kansas City	1:00
Sept 21	New England	1:00
Sept 28	at Washington	4:00
Oct 5	at Houston	12:00
Oct 12	Cleveland	1:00
Oct 19	at New York Jets	1:00
Oct 26	at Oakland	1:00
Nov 2	Philadelphia	1:00
Nov 9	Kansas City	3:00
Nov 17	Oakland (Mon.)	6:00
Nov 23	at Denver	2:00
Nov 27	at Dallas (Thanks.)	3:00
Dec 7	New York Giants	1:00
Dec 13	at San Diego (Sat.)	1:00
Dec 21	Denver	1:00

NEW YORK GIANTS		
Sept 7	at St. Louis	12:00
Sept 14	Washington	4:00
Sept 22	at Philadelphia (Mon.)	9:00
Sept 28	Los Angeles	1:00
Oct 5	at Dallas	3:00
Oct 12	Philadelphia	1:00
Oct 19	at San Diego	1:00
Oct 26	Denver	1:00
Nov 2	at Tampa Bay	1:00
Nov 9	Dallas	1:00
Nov 16	Green Bay	1:00
Nov 23	at San Francisco	1:00
Nov 30	St. Louis	1:00
Dec 7	at Seattle	1:00
Dec 13	at Washington (Sat.)	12:30
Dec 21	Oakland	1:00

PHILADELPHIA EAGLES		
Sept 7	Denver	4:00
Sept 14	at Minnesota	12:00
Sept 22	N.Y. Giants (Mon.)	9:00
Sept 28	at St. Louis	1:00
Oct 5	Washington	1:00
Oct 12	at New York Giants	1:00
Oct 19	Dallas	1:00
Oct 26	Chicago	4:00
Nov 2	at Seattle	1:00
Nov 9	at New Orleans	3:00
Nov 16	at Washington	1:00
Nov 23	Oakland	1:00
Nov 30	at San Diego	1:00
Dec 7	Atlanta	1:00
Dec 14	St. Louis	1:00
Dec 21	at Dallas	3:00

SAN DIEGO CHARGERS		
Sept 7	at Seattle	1:00
Sept 14	Oakland	1:00
Sept 21	at Denver	2:00
Sept 28	at Kansas City	3:00
Oct 5	Buffalo	1:00
Oct 12	at Oakland	1:00
Oct 19	New York Giants	1:00
Oct 26	at Dallas	8:00
Nov 2	at Cincinnati	1:00
Nov 9	Denver	1:00
Nov 16	Kansas City	1:00
Nov 20	at Miami (Thurs.)	8:30
Nov 30	Philadelphia	1:00
Dec 7	at Washington	1:00
Dec 13	Seattle (Sat.)	1:00
Dec 22	Pittsburgh (Mon.)	6:00

TAMPA BAY BUCCANEERS		
Sept 7	at Cincinnati	1:00
Sept 11	Los Angeles (Thurs.)	9:00
Sept 21	at Dallas	3:00
Sept 28	Cleveland	1:00
Oct 6	at Chicago (Mon.)	8:00
Oct 12	Green Bay	1:00
Oct 19	at Houston	3:00
Oct 26	at San Francisco	1:00
Nov 2	New York Giants	1:00
Nov 9	Pittsburgh	1:00
Nov 16	at Minnesota	1:00
Nov 23	Detroit	1:00
Nov 30	vs Green Bay (Milw.)	1:00
Dec 7	Minnesota	1:00
Dec 14	at Detroit	4:00
Dec 20	Chicago (Sat.)	4:00

NEW YORK JETS		
Sept 7	Baltimore	4:00
Sept 14	at Buffalo	1:00
Sept 21	San Francisco	1:00
Sept 28	at Baltimore	4:00
Oct 5	New England	1:00
Oct 12	at Atlanta	4:00
Oct 19	Seattle	1:00
Oct 27	Miami (Mon.)	9:00
Nov 2	at New England	4:00
Nov 9	Buffalo	4:00
Nov 16	at Denver	2:00
Nov 23	Houston	1:00
Nov 30	at Los Angeles	1:00
Dec 7	at Cleveland	1:00
Dec 14	New Orleans	1:00
Dec 20	at Miami (Sat.)	12:30

PITTSBURGH STEELERS		
Sept 7	Houston	1:00
Sept 14	at Baltimore	2:00
Sept 21	at Cincinnati	1:00
Sept 28	Chicago	1:00
Oct 5	at Minnesota	12:00
Oct 12	Cincinnati	1:00
Oct 20	Oakland (Mon.)	9:00
Oct 26	at Cleveland	1:00
Nov 2	Green Bay	1:00
Nov 9	at Tampa Bay	1:00
Nov 16	Cleveland	1:00
Nov 23	at Buffalo	1:00
Nov 30	Miami	1:00
Dec 4	at Houston (Thurs.)	7:30
Dec 14	Kansas City	1:00
Dec 22	at San Diego (Mon.)	6:00

SAN FRANCISCO 49ERS		
Sept 7	at New Orleans	12:00
Sept 14	St. Louis	1:00
Sept 21	at New York Jets	1:00
Sept 28	Atlanta	1:00
Oct 5	at Los Angeles	1:00
Oct 12	at Dallas	1:00
Oct 19	Los Angeles	1:00
Oct 26	Tampa Bay	1:00
Nov 2	at Detroit	1:00
Nov 9	vs Green Bay (Milw.)	1:00
Nov 16	at Miami	4:00
Nov 23	New York Giants	1:00
Nov 30	New England	1:00
Dec 7	New Orleans	1:00
Dec 14	at Atlanta	1:00
Dec 21	Buffalo	1:00

WASHINGTON REDSKINS		
Sept 8	Dallas (Mon.)	9:00
Sept 14	at New York Giants	4:00
Sept 21	at Oakland	1:00
Sept 28	Seattle	4:00
Oct 5	at Philadelphia	1:00
Oct 13	at Denver (Mon.)	7:00
Oct 19	St. Louis	1:00
Oct 26	New Orleans	1:00
Nov 2	Minnesota	4:00
Nov 9	at Chicago	12:00
Nov 16	Philadelphia	1:00
Nov 23	at Dallas	3:00
Nov 30	at Atlanta	1:00
Dec 7	San Diego	1:00
Dec 13	N.Y. Giants (Sat.)	12:30
Dec 21	at St. Louis	12:00

1980 Opponents

Aug. 11 & Nov. 16, NEW ENGLAND PATRIOTS: Head Coach — Ron Erhardt. Public Relations — Tom Hoffman. Home Field — Schaefer Stadium, AstroTurf (61,297). 1979 Record — 9-7. Office Telephone — (617) 543-7911.

Aug. 16 & Dec. 15, DALLAS COWBOYS: Head Coach — Tom Landry. Public Relations — Doug Todd, Greg Aiello. Home Field — Texas Stadium, Tartan Turf (65,101). 1979 Record — 11-5. Office Telephone — (214) 369-8000.

Aug. 23, DENVER BRONCOS: Head Coach — Red Miller. Public Relations — George McFadden, Jim Saccomano. Home Field — Mile High Stadium, Grass (75,103). 1979 Record — 10-6. Office Telephone — (303) 623-8778.

Aug. 30, SAN DIEGO CHARGERS: Head Coach — Don Coryell. Public Relations — Rick Smith, Rick Schloss. Home Field — San Diego Stadium, Grass (52,568). 1979 Record — 12-4. Office Telephone (714) 280-2111.

Sept. 7, DETROIT LIONS: Head Coach — Monte Clark. Public Relations — Don Kremer, Brian Muir. Home Field — Pontiac Silverdome, AstroTurf (80,638). 1979 Record — 2-14. Office Telephone — (313) 335-4131.

Sept. 11, TAMPA BAY BUCCANEERS: Head Coach — John McKay. Public Relations — Bob Best, Rick Odioso. Home Field — Tampa Stadium, Grass (72,126). 1979 Record — 10-6. Office Telephone — (813) 870-2700.

Sept. 21, GREEN BAY PACKERS: Head Coach — Bart Starr. Public Relations — Lee Rempel. Home Field — Lambeau Field, Grass (56,267) and Milwaukee County Stadium, Grass (55,896). 1979 Record — 5-11. Office Telephone — (414) 494-2351.

Sept. 28, NEW YORK GIANTS: Head Coach — Ray Perkins. Public Relations — Ed Croke. Home Field — Giants Stadium, AstroTurf (76,500). 1979 Record — 6-10. Office Telephone — (201) 935-8111.

Oct. 5 & Oct. 19, SAN FRANCISCO 49ERS: Head Coach — Bill Walsh. Public Relations — George Heddleston, Brian Billick. Home Field — Candlestick Park, Grass (61,246). 1979 Record — 2-14. Office Telephone — (415) 365-3420.

Oct. 12, ST. LOUIS CARDINALS: Head Coach — Jim Hanifan. Public Relations — Bing Devine, Marty Igel. Home Field — Busch Memorial Stadium, AstroTurf (51,392). 1979 Record — 5-11. Office Telephone — (314) 421-0777.

Oct. 26 & Dec. 21, ATLANTA FALCONS: Head Coach — Leeman Bennett. Public Relations — Charlie Dayton. Home Field — Atlanta-Fulton County Stadium, Grass (60,763). 1979 Record — 6-10. Office Telephone — (404) 588-1111.

Nov. 2 & Nov. 24, NEW ORLEANS SAINTS: Head Coach — Dick Nolan. Public Relations — Jerry Wynn, Greg Suit. Home Field — Superdome, AstroTurf (71,330). 1979 Record — 8-8. Office Telephone — (504) 587-3034.

Nov. 9, MIAMI DOLPHINS: Head Coach — Don Shula. Public Relations — Bob Kearney. Home Field — Orange Bowl, Grass (75,449). 1979 Record — 10-6. Office Telephone; (305) 379-1851.

Nov. 30, NEW YORK JETS: Head Coach — Walt Michaels. Public Relations — Frank Ramos, Ed Wisneski. Home Field — Shea Stadium, Grass (60,000). 1979 Record — 8-8. Office Telephone — (212) 421-6600.

Dec. 7, BUFFALO BILLS: Head Coach — Chuck Knox. Public Relations — Budd Thalman, Mike Shaw. Home Field — Rich Stadium, AstroTurf (80,020). 1979 Record — 7-9. Office Telephone — (716) 648-1800.

Media Information

All credential requests should be directed to Jerry Wilcox, Director of Public Relations.

Credentials not obtained prior to game day will be left at the Press Gate (Gate 3).

Ticket Will Call is located between Gates 9 and 10 at the Rams Ticket Office.

Photo credentials will not be issued to freelance photographers unless on a legitimate assignment.

Sportscomm and Amfax are available and should be ordered in advance.

Sportscomm — Dick Bassler (213) 462-5091. Amfax — Rick Laubert (213) 438-1336.

Finger Tip Information

CLUB FORMED: 1937 as the Cleveland Rams

TITLES WON: World Champion
(1945, 1951)

Western Conference Champion
(1945, 1949, 1950, 1951, 1955)

NFC Champion
(1979)

Coastal Division Champion
(1967, 1969)

NFC Western Division Champion
(1973, 1974, 1975, 1976, 1977, 1978, 1979)

MISC. DATES: July 19 — Advance Camp
July 26 — Remainder of squad reports
Aug. 19 — Cutdown to 60
Aug. 26 — Cutdown to 50
Sept. 1 — Final roster cutdown to 45

Rams Hotels in 1980

Denver	Stouffer's Denver Inn	(303) 321-3333
Tampa Bay	Host International	(813) 879-5151
New York Giants	Meadowlands Hilton	(201) 348-6900
St. Louis	Chase Park Plaza	(314) 361-2500
San Francisco	Villa Hotel	(415) 341-0966
Atlanta	Marriott	(404) 659-6500
New England	Biltmore Plaza	(401) 421-0700
New Orleans	Hilton & Towers	(504) 561-0500
Buffalo	Sheraton Inn-East	(716) 681-2400

Del Taco's turning



Some people have a knack for turning up in the right places. 7-Up does... at Del Taco.



Del Taco

"Seven-Up," "7-Up," "The Uncola" and "UN" are trademarks identifying the product of the Seven-Up Company. Printed in U.S.A.

DEL TACO IS EASY TO FIND AND A FUN PLACE TO VISIT.

Over 150 locations throughout California

ANAHEIM	INDIO	RAMONA
AZUSA	IRVINE	REDLANDS
BANNING	LAGUNA HILLS	RIALTO
BARSTOW	LA HABRA	RIVERSIDE
BLYTHE	LAKE FOREST	ROSEVILLE
BRAWLEY	LAKEWOOD	SACRAMENTO
BUENA PARK	LA MESA	SAN BERNARDINO
BURBANK	LA MIRADA	SAN CLEMENTE
CAMPBELL	LANCASTER	SAN DIEGO
CARSON	LA PUENTE	SAN FERNANDO
CANOGA PARK	LONG BEACH	SAN JOSE
CARMICHAEL	MARINA	SANTA ANA
CATHEDRAL CITY	MERCED	SANTA CRUZ
CHICO	MIRAMAR	SANTA MARIA
CHINO	MISSION VIEJO	SANTEE
CHULA VISTA	MONTEBELLO	SAUGUS
CORONA	NEWPORT BEACH	SEAL BEACH
COSTA MESA	NORTHRIDGE	STANTON
COVINA	NORWALK	SUNNYVALE
CYPRESS	OCEANSIDE	TORRANCE
DIAMOND BAR	ONTARIO	TUJUNGA
DOWNEY	ORANGE	TULARE
EL CENTRO	OXNARD	TUSTIN
EL MONTE	PACIFIC BEACH	VAN NUYS
EL TORO	PALMDALE	VENICE
ENCINITAS	PALO ALTO	VICTORVILLE
ESCONDIDO	PANORAMA CITY	VISALIA
EUGENE, OREGON	PARADISE	VISTA
FONTANA	PASADENA	WESTMINSTER
FAIROAKS	PICO RIVERA	WHITTIER
FOUNTAIN VALLEY	POMONA	WILMINGTON
FULLERTON	PORTERVILLE	YUCAIPA
GARDENA	POWAY	YUMA, ARIZONA
GARDEN GROVE	RANCHO	
GLENDALE	CORDOVA	OPENING SOON
GLENDORA	RANCHO	NORCO
HACIENDA	CUCAMONGA	ROWLAND
HEIGHTS		HEIGHTS
HAWTHORNE		WOODCREST
HEMET		YUCCA VALLEY
HUNTINGTON		
BEACH		



Del Taco

Come meet the Del Taco burrito lineup. You have four delicious choices: Combination, Del Meat, bean with mild red sauce or bean with spicy green sauce. Could anything beat them? Only if you prefer a crunchy Del Taco taco or a juicy hamburger. Whatever you choose, it'll taste absolutely delicious. Because we prepare all our food after you order it, not before. We'd rather give you a quick wrap-up than a soggy warm-up.

post game wrap-up




© 1980 Del Taco Inc.



DelTaco

OVER 150 LOCATIONS THROUGHOUT CALIFORNIA

ONE DEL TACO COMING UP!



FREE

Redeemable at any participating Del Taco for one taco. Valid thru
January 30, 1981. Limit one per customer.

FREE

© 1980 Del Taco Inc.

Come meet the Del Taco burrito lineup. You have four delicious choices: Combination, Del Meat, bean with mild red sauce or bean with spicy green sauce. Could anything beat them? Only if you prefer a crunchy Del Taco taco or a juicy hamburger. Whatever you choose, it'll taste absolutely delicious. Because we prepare all our food after you order it, not before. We'd rather give you a quick wrap-up than a soggy warm-up.

post game wrap-up



© 1980 Del Taco Inc.



DelTaco

OVER 150 LOCATIONS THROUGHOUT CALIFORNIA