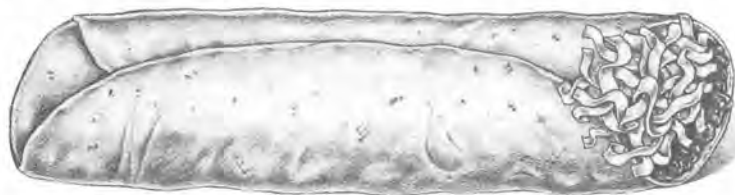


# LOS ANGELES RAMS

## 1981 MEDIA GUIDE



# Introducing our Rookies of the Year.



## **Del Chicken at Del Taco is Hot Stuff.**

There's something new on the Del Taco team. A tasty, tangy chicken and sauce mixture. It's so special that we give you an option of enjoying it in our tacos, burritos or other Del Taco favorites. They're the rookies to watch.





More publications available at:

[www.retroseasons.com/library/](http://www.retroseasons.com/library/)



## Official Media Guide

### INDEX

#### THE 1981 RAMS

ADVISORY BOARD	4
BIOGRAPHIES, COACHES	9-15
BIOGRAPHIES, EXECUTIVES	5-7
BIOGRAPHIES, ROOKIE & FIRST-YEAR VETERAN DRAFTEES	59-61
BIOGRAPHIES, STAFF	16-21
BIOGRAPHIES, VETERANS	22-58
DEPTH CHART	65
DIRECTORY	3
DRAFT	64
FINGERTIP INFORMATION	135
HOTELS	135
MEDIA INFORMATION	135
OPPONENTS	134
ROSTER, FIRST-YEAR	66-67
ROSTER, VETERAN	68-69
SCHEDULE, 1981	2

#### RAMS REFERENCE MATERIAL

ATTENDANCE INFORMATION	87
AWARD, DANIEL F. REEVES MEMORIAL	98
AWARD, CARROLL ROSENBLUM MEMORIAL	98
AWARDS, YE OLD RAMS	99
DRAFT, PREVIOUS FIRST CHOICES	64
HISTORICAL HIGHLIGHTS	88-92
LASTS IN RAMS FOOTBALL	115
LONGEST PLAYS	114-115
PRO BOWL	100
RECORDS, ALL-TIME LEADERS	116
RECORDS, COACHES	129
RECORDS, INDIVIDUAL	117-122
RECORDS, TEAM	123-129
ROSTER, ALL-TIME	94-97
ROSTER, ALL-TIME COACHES	93
SCORES, PRESEASON	108-110
SCORES, YEAR-BY-YEAR REGULAR SEASON AND POSTSEASON	101-107
SCORES, SERIES	110-113
SEASON REVIEW, 1980	74-82
STATISTICS, 1980 INDIVIDUAL	72-73
STATISTICS, 1980 TEAM	71
TRADES, MEMORABLE	122

#### NATIONAL FOOTBALL LEAGUE INFORMATION

ALL-NFL, AFC, NFC	62-63
RESULTS, SUPER BOWL	98
SCHEDULE, PRESEASON	130
SCHEDULE, REGULAR SEASON	130-132
SCORES, 1980	84-86
STANDINGS, 1980	83

**WRITING AND EDITING:** Rams Public Relations Department  
**GRAPHICS:** Steve Hitter & Associates  
**COVER ILLUSTRATION:** John Puchalski



# 1981 RAMS SCHEDULE

## PRESEASON

DATE	OPPONENT	TIME	RADIO	TELEVISION
Aug. 10	New England	8 p.m.	KNX (1070)	KTTV-TV (11)
Aug. 15	Dallas	5:30 p.m.	KMPC (710)	
Aug. 21	at San Diego	6 p.m.	KNX (1070)	KABC-TV (7)
Aug. 27	Minnesota	8 p.m.	KMPC (710)	KTTV-TV (11)

## REGULAR SEASON

Sept. 6	Houston	1 p.m.	KMPC (710)	
Sept. 13	at New Orleans	10 a.m.	KMPC	KNXT-TV (2)
Sept. 20	Green Bay	1 p.m.	KMPC	
Sept. 28	at Chicago	6 p.m.	KMPC	KABC-TV (7)
Oct. 4	Cleveland	1 p.m.	KMPC	
Oct. 11	at Atlanta	10 a.m.	KMPC	KNXT-TV (2)
Oct. 18	at Dallas	6 p.m.	KMPC	KABC-TV (7)
Oct. 25	at San Francisco	1 p.m.	KMPC	KNXT-TV (2)
Nov. 1	Detroit	1 p.m.	KMPC	
Nov. 8	New Orleans	1 p.m.	KMPC	
Nov. 15	at Cincinnati	10 a.m.	KMPC	KNXT-TV (2)
Nov. 22	San Francisco	1 p.m.	KMPC	
Nov. 29	at Pittsburgh	10 a.m.	KMPC	KNXT-TV (2)
Dec. 6	at N.Y. Giants	10 a.m.	KMPC	KNXT-TV (2)
Dec. 14	Atlanta	6 p.m.	KMPC	
Dec. 20	Washington	1 p.m.	KMPC	

**Note:** All times are Pacific times. Radio coverage begins 35 minutes prior to kickoff with "The Ray Malavasi Show," followed by a pregame show. Regular season home games will be televised only if the game is sold out 72 hours prior to kickoff.

## POSTSEASON

Dec. 27	AFC & NFC First Round Playoffs
Jan. 2-3	AFC & NFC Divisional Playoffs
Jan. 10	AFC & NFC Championship Games
Jan. 24	Super Bowl XVI, Silverdome, Pontiac, Mich.
Jan. 31	AFC-NFC Pro Bowl, Honolulu, Hawaii

## LOS ANGELES RAMS

2327 W. Lincoln Ave., Anaheim, CA 92801  
Phone: (714) 535-7267 or (213) 585-5400

### TICKET OFFICES

1900 State College Blvd.  
Anaheim, California 92806  
(714) 937-6767

10271 W. Pico Blvd.  
Los Angeles, California 90064  
(213) 277-4748

### STADIUM

Anaheim Stadium (69.005)

### TRAINING CAMP

Cal State Fullerton (714) 879-9270

### TEAM COLORS

Royal Blue, Gold and White

# RAMS DIRECTORY

---



GEORGIA FRONTIERE  
President

DON KLOSTERMAN  
Vice President and General Manager

JOHN SHAW  
Secretary/Treasurer

DICK BEAM  
Director of Operations

**ADMINISTRATIVE STAFF:** Jack Faulkner, Asst. General Manager

**COACHING STAFF:** Ray Malavasi, Head Coach; Bud Carson, Defensive Coordinator; Lionel Taylor, Offensive Coordinator; Hewitt Dixon, Offensive Backfield Coach; Clyde Evans, Conditioning Coach; Paul Lanham, Quarterbacks Coach; Frank Lauterbur, Defensive Line Coach; Herb Pattera, Linebackers Coach; Dan Radakovich, Offensive Line Coach; Jim Vechiarella, Special Teams Coach

**SCOUTING STAFF:** John Math, Director of Player Personnel; Harley Sewell, Randy Tyson, Marv Marinovich, Frank Trump, Charlie Hall, Dennis Moulton, Dwain Lyon, Jack Stovall, Larry Cook, Len Peden, Ralph Titus, Troy Winslow

**PUBLIC RELATIONS STAFF:** Jerry Wilcox, Director of Public Relations, Geno Effler, Asst. Director of Public Relations; Nancy Van Acker and Chuck Benedict, Speakers Bureau.

**TRAINING STAFF:** Gary Tuthill, Trainer; George Menefee, Trainer; Garrett Glemont, Asst. Trainer.

**EQUIPMENT STAFF:** Don Hewitt, Equipment Manager; Todd Hewitt, Asst. Equipment Manager; Heckle Lynn, Equipment Aide.

**CINEMATOGRAPHER:** Mickey Dukich.

**MEDICAL STAFF:** Dr. Robert Kerlan, Team Physician; Dr. Toby Freedman, Associate Physician; Dr. Clarence Shields, Associate Physician; Dr. Teruo Yamamoto, Team Dentist; Dr. William Vickrey, Team Optometrist.

**LEGAL STAFF:** John Shaw, Don Byrne.

**TICKET STAFF:** Don Nims, Ticket Manager; Jerry Mickelsen, Asst. Ticket Manager; Russ Massro, Rick Massro.

**OFFICE STAFF:** Barbara Robinson, Office Manager; Joe Abad, Maintenance Superintendent; Lillian Arbenz, Public Relations; Linda Aronson, Business; Debbie Campise, Ticket; Vicky Frontiere, Receptionist; Pat Foster, Administrative; Doretta Karns, Marketing; Shellie Latva, Receptionist; Melanie Leader, Administrative; Marian Mottin, Coaching; Barbara Nungesser, Business; Laura Stocks, Scouting; Sandle Williams, Business.

**ENTERTAINMENT STAFF:** Mardy Medders, Entertainment Coordinator.

**OFFICE AIDES:** John Gabler, George Mercer, Ray San Jose.



## ADVISORY BOARD

---



**Robert T. Birndorf, M.D.**



**Alfred S. Bloomingdale**  
Corporate Executive



**Gerald R. Ford**  
Former President  
of the United States



**Robert F. Six**  
Chairman of the Board  
Continental Airlines



**James H. Stone**  
President  
Stone Oil Company



**Vernon O. Underwood, Sr.**  
Chairman of the Board  
Young's Market Company



**Michael A. Wayne**  
President  
Batjac Productions, Inc.





## President

Last April more than 1,500 students at the University of Southern California voted on the 10 women they considered the most influential of the year. Among the winners were Nancy Reagan, Margaret Thatcher, Goldie Hawn, Barbra Streisand, Princess Grace, and Mother Teresa.

Also among the winners was Georgia Frontiere, the dynamic, vivacious owner and president of the Los Angeles Rams. "They share one thing in common," said the spokesperson for the group. "All are trendsetters whose activities present women with new options."



Georgia Frontiere's activities the last three years have included all that goes into the running of a professional football franchise. Since taking over as the owner and president of the Rams there has been little doubt that she is the driving force behind the team.

Under her leadership the Rams have continued to prosper and win football games. In her first year the team went all the way to the Super Bowl and last year it went 11-5 and won a spot in the NFC playoffs for the eighth straight year.

Married to the distinguished Emmy Award-winning composer, Dominic Frontiere, Georgia also has found time to involve herself in numerous civic, community and charitable activities. She has been active in local youth movements serving on the board of directors of the Los Angeles Boys Club, Los Angeles Orphanage Guild, Los Angeles Blind Youth Foundation, and as honorary vice chairman of the Good Scout Luncheon in Orange County.

She and Dominic also sponsor the annual "Project 999" dinner which honors a law enforcement officer who requires financial assistance because of disability incurred in the line of duty.

In addition, the Frontieres have been supporters of the fund drive to aid Multiple Sclerosis.

With all these achievements to her credit, it is understandable that the name of Georgia Frontiere is included in Metromedia's Men and Women Achievement Citation for 1981.

While football is her foremost love and community activity takes up much of her free time, she also is intensely interested in show business. She is Chairperson and Chief Executive Producer of Empress Productions, an independent motion picture, theatrical and television production company which the Frontieres have established.





### **DON KLOSTERMAN**

#### **Vice President and General Manager**



Assessing the 1981 NFL draft for a Los Angeles radio station recently, former NFL head coach Hank Stram, now an analyst for CBS radio, said, "I think the Rams had an excellent draft. But then any time Don Klosterman has anything to do with selecting players, it is bound to turn out well."

Stram and Klosterman were together at Kansas City during the Chiefs' glory days in the mid-1960's, so Stram should know the attributes of the Rams' general manager.

Klosterman came to the Rams in 1972 from Baltimore where he had helped Carroll Rosenbloom put together the Colts' team that won Super Bowl V. He has now completed more than two decades as a successful pro football executive.

His philosophy of building a team primarily through the draft, but also with adroit trading and signing of free agents, has been a key element in the Rams' NFL-record seven consecutive division championships (1973-79) and their appearance in Super Bowl XIV.

Born in Lemars, Iowa, Don grew up in Compton, Ca., and attended Loyola University. "The Duke of Del Rey" led the Lions through their most successful athletic era as he set seven NCAA passing records.

His pro football career began as Cleveland's first-round draft choice. He was traded to the Dallas Texans, then to the Rams where he backed up Bob Waterfield and Norm Van Brocklin in 1952.

Following two years in the Air Force, Don played in Canada for the Calgary Stampeders. A skiing accident ended his football career in 1957, and after eight operations and 18 recuperative months he was released from the hospital.

Don began his front office pro football career in 1960 as a scout with the Los Angeles Chargers. He moved on to the Dallas Texans (now Kansas City Chiefs) where he helped turn the Chiefs into a Super Bowl winner. Klosterman then became general manager of the Houston Oilers in 1966. A year later the Oilers won the AFL Eastern Division title. He moved on to Baltimore as general manager in 1970, then to Los Angeles when Rosenbloom traded his Colts for the Rams.

Klosterman married the former Luciana Winkler this spring. They live in Beverly Hills, Ca.

## **JOHN SHAW**

### **Secretary/Treasurer**

John Shaw was named secretary/treasurer of the Los Angeles Rams this spring after joining the club in July, 1980, as controller/treasurer.

Shaw joined the Rams after three years with the accounting firm of Arthur Andersen & Co.

Born in Brooklyn, N.Y., on Sept. 10, 1951, Shaw attended Kearney High School in San Diego, Ca. He went to the University of San Diego where he earned a degree in accounting in 1973.

Shaw continued his education at New York University, and earned a law degree from that institution in 1976. He practiced law in Bakersfield, Ca., before joining Arthur Andersen & Co.

John and wife Suzanne live in Brentwood, Ca.



## **DICK BEAM**

### **Director of Operations**

When Dick Beam agreed to accept the position of director of operations from President Georgia Frontiere, it marked a homecoming for the 44-year-old former star athlete from nearby Whittier.

Beam assumed his current duties in April. As director of operations, Beam supervises the day-to-day activities of the club, overseeing the various department heads in the front office. Most recently, he held a similar position — director of administration — with the Tampa Bay Buccaneers.

Beam was born May 16, 1936, in Long Beach, Ca., and graduated in 1954 from Whittier High, where he was a varsity letter winner in football, basketball and baseball. As a senior split end, he made prep All-America and All-CIF. He then moved on to Whittier College where he played under George Allen and Don Coryell and was an all-league performer in 1958.

After graduating in 1959, Beam began a coaching career as an assistant to Coryell at Whittier before moving on as an assistant coach at Santa Fe High in 1960. He spent six seasons as an assistant at Montebello High (1961-66) before becoming head coach at Brea High in 1967 and Alhambra in 1968-71.

From there he was hired by John McKay as an assistant at USC in 1972, the year the Trojans won the national championship. He worked with the defense that season, then moved over to offense the next three years before joining McKay in Tampa Bay in 1976. At Tampa, Beam spent a year as administrative assistant to McKay, then became director of administration in 1977.

Several years ago Beam took up long distance running, and has since competed in several marathon races.

He and wife Dorothy live in Dana Point, Ca. They have two children: Donn (8/26/59) and Cathy (6/26/61).



## **JACK FAULKNER**

### **Assistant General Manager**



Jack Faulkner joined the Rams' front office in 1980 after 30 years of coaching and scouting football, the previous nine years with the Rams. His duties include assisting Vice President and General Manager Don Klosterman in evaluating and signing players, along with providing input for trades.

Faulkner, born April 4, 1926, in Youngstown, Ohio, was a linebacker at Miami, Ohio, from 1946-48 after a tour in the Marine Corps (1944-45).

He coached six years at the University of Cincinnati (1949-54) under Sid Gillman, then accompanied Gillman as defensive backfield coach when they joined the Rams in 1955.

When Gillman left the head coaching position of the Rams for a similar spot with the Los Angeles Chargers of the AFL, Faulkner went along. He also coached for Gillman with the San Diego Chargers in 1961 before going to Denver where he remained until midway in the 1964 season.

Faulkner was named AFL Coach of the Year in 1962 when he led the Denver Broncos to a 7-7 record in his first season as head coach and general manager after the team had gone 4-9-1 the previous year.

In 1965 he became defensive backfield coach of the Minnesota Vikings, returning to Los Angeles in 1966 as a scout. He left to join the expansion New Orleans Saints from 1967 through 1970, serving as chief defensive coach for three years and director of player personnel the final year.

Faulkner rejoined the Rams as a scout (1971-72), then joined the coaching staff where he remained through the 1979 season.

Jack and wife Betty live in Palos Verdes, Ca. They have two children: Cathy (11/23/51) and Jon (7/26/62).

## **JOHN MATH**

### **Director of Player Personnel**



John Math was named director of player personnel in June, 1980, and his duties include overseeing the annual college draft and player evaluation.

Math joined the Rams as a scout in March, 1977, and is known for his ability to foresee development in young athletes with a lot of potential.

Born Sept. 27, 1930, in San Gabriel, Ca., Math attended Alhambra High School before going on to the University of California at Berkeley. While at California from 1950-54, Math was a defensive back under "Pappy" Waldorf.

Math coached at Glendale (Ca.) College from 1960 to 1963, then coached at Utah State from 1964 to 1966. He broke into the National Football League the following season with the Houston Oilers, scouting college talent from 1967 to 1976. He then joined the Rams in 1977.

John and wife Maxine live in San Juan Capistrano, Ca., with son John, Jr. They also have four married daughters.

# RAMS COACHING STAFF



## RAY MALAVASI Head Coach

The announcement from Georgia Frontiere came at halftime of the Rams' season finale against the Falcons: "I'm delighted to announce that we have just signed one of the greatest coaches in pro football — Ray Malavasi — to return to the Rams."

It may not be coincidental that the Rams, trailing, 14-3, at that intermission, rallied to beat the Falcons, 20-17, in overtime. The Rams coach is not only popular with his owner, but also with his players.

However, winning popularity contests is not the same as winning football games, yet Malavasi seems to do that with remarkable regularity, too. In his three years as Rams head coach his teams have averaged nearly 11 wins a season (32-16), going 12-4 his first year, 9-7 in 1979 and 11-5 last season. The 1979 Rams beat Dallas and Tampa Bay in the playoffs to win the first NFC title in the club's history and advance to the Super Bowl, where they gave Pittsburgh all it could handle before losing, 31-19.

Although Malavasi's 1980 team finished second to Atlanta in the NFC West, the Rams went to the playoffs for the eighth straight time, losing to Dallas in the first round.

Perhaps Malavasi's main contribution to pro football in the Los Angeles area has been the combination of providing (a) excitement without sacrificing (b) winning. Rams teams of the last three years have produced an abundance of long runs and long passes in Malavasi's offense designed for big plays. As an example, the Rams had a dozen passes go for 40 yards or longer in 1980 and six runs of 34 yards or more.

Malavasi's offense has a flair for the unexpected. His gambling instincts make him a bold and daring coach. If his moves don't work out he does not look back. "I never second guess myself," he says.

It is perhaps incongruous that the coach who has introduced this lively, innovative style of offense to Los Angeles fans is also the man who earned his reputation in town as the builder of one of the NFL's finest defenses. As defensive coordinator under Chuck Knox for five years from 1973 through 1977, Malavasi guided the Rams to the defensive league leadership in several categories, including total defense, rushing defense (twice) and in scoring defense (twice).

However, Malavasi has spent nearly half of his 26 coaching years designing offenses, so it was not surprising when he was named offensive coordinator at the beginning of the '78 season.

Born Nov. 8, 1930, in Passaic, N.J., Malavasi attended Clifton High, then went on to West Point, where he studied engineering and was a lineman under Earl (Red) Blaik and Vince Lombardi.





Later he was drafted on the sixth round by the Philadelphia Eagles, but elected instead to finish his schooling at Mississippi State where he obtained a degree in civil and structural engineering and coached the freshman football team.

He was commissioned in the U.S. Army as a second lieutenant and went on active duty at Fort Belvoir, Va., where, as a player-coach, one of his football teams won a service championship.

Then he began an extensive collegiate coaching career, serving as an assistant at Minnesota (1956-57), at Memphis State (1958-60) and at Wake Forest (1961). He became personnel director of the Denver Broncos in 1962 and in '63 became that club's defensive line coach.

In 1966, Malavasi was named the Broncos' interim head coach, replacing Mac Speedie, who had resigned two games into the season. He compiled a 4-8 record that year before moving on to the Canadian League where in 1967-68 he was defensive coach of the Hamilton Tiger-Cats. He assumed the same job with the Buffalo Bills in 1969 and 1970, then joined the Oakland Raiders as linebacker coach in 1971 and 1972.

He became L.A.'s defensive coordinator in 1973.

Ray (Raymondo Guiseppi Giovanni Baptiste Malavasi) is married to the former Mary Fleming. They have five children: Dennis (7/30/56), Maureen (9/12/57), Sheila (10/29/58), Bill (8/18/61) and Bryce (5/20/64).

Ray belongs to the St. Simon Jude's Mens Club in Huntington Beach. He also served as chairman of the American Diabetes Association Celebrity Golf Classic and was active in the Heart Association's Jog-a-thon activities.

#### MALAVASI'S PRO COACHING RECORD

Year	Club	W	L	T	Pct.	Finish	Playoffs
1966	Denver	4	8	0	.333	Fourth	—
1978	Los Angeles	12	4	0	.750	First	1-1
1979	Los Angeles	9	7	0	.563	First	2-1
1980	Los Angeles	11	5	0	.688	Second	0-1
<b>Total</b>		<b>36</b>	<b>24</b>	<b>0</b>	<b>.600</b>		<b>3-3</b>

## **BUD CARSON**

### **Defensive Coordinator**

Under Bud Carson's defensive leadership in 1980, the Rams led the NFL in fewest net yards allowed per pass play (4.60) and were tops in the NFC with 56 quarterback sacks. The outlook for 1981 is more of the same.

Carson begins his fourth season with the Rams, third as defensive coordinator after a year as defensive backfield coach, and the Rams look to experience the same defensive success this season as they have over most of the last decade.

Born April 28, 1931, in Brackenridge, Pa., Carson was an All-Southern Conference defensive back at North Carolina. He spent two-and-a-half years in the Marines after graduating.

His initial coaching job at Scottsdale (Pa.) High in 1955-56 resulted in a two-year record of 16-2-1, followed by an eight-year stay at his alma mater as an assistant. He spent 1965 as the head defensive coach at South Carolina before moving to Georgia Tech.

After a season as defensive coordinator, Carson was head coach at Georgia Tech from 1967-71. He compiled a 27-27 record (winning 16 of the last 23) including two bowl appearances, and had a 9-3 record in 1970.

Hired as a defensive backfield coach by Pittsburgh in 1972, Carson became defensive coordinator midway through that season and remained in that position through the 1977 season.

Bud and wife Linda have four children: Dana (9/21/58), Cliff (3/16/60), Gary (11/12/61) and Cathy (10/25/75). They live in Los Alamitos, Ca.



## **LIONEL TAYLOR**

### **Offensive Coordinator**

Having demonstrated his ability to coach wide receivers over the last 11 years, Lionel Taylor will coordinate the Rams' offense for the second year in 1981 after three seasons coaching the team's wide receivers.

In the last four years, Ram receivers have achieved great success and contributed greatly to the Rams appearing in Super Bowl XIV and catching a club-record 31 touchdown passes in 1980.

Taylor was with the Pittsburgh Steelers from 1970-76 and was the senior member on Chuck Noll's staff that won back-to-back Super Bowl titles in 1974-75.

Taylor's performance as a player, however, was equally impressive. His 10-year pro career began as a member of the Chicago Bears in 1959. When the rival AFL was formed the following year, Taylor went to Denver where he developed into one of the finest receivers in that league's history. Lionel was with the Broncos from 1960-66, then finished his active playing days at Houston in 1967 and 1968.



His 567 receptions is the fifth best career mark in pro football history. He led the AFL in receiving a record five times and in 1961 became the first pro player to catch 100 passes in a season. He once caught 13 passes in a game to set an AFL mark.

A native of Kansas City, Mo., Taylor was born Aug. 15, 1936. He grew up in Lorado, W. Va., then went to college at New Mexico Highlands where he was an All-Frontier Conference flanker.

Lionel and wife Lorencita reside in Rolling Hills Estates, Ca. They have two daughters: Loretta (3/17/59) and LaVern (2/17/61).

## **HEWRITT DIXON**

### **Offensive Backfield Coach**



Hewritt Dixon is in his second season as the Rams' offensive backfield coach, but his NFL experience extends beyond that.

For eight years, Dixon was a running back for the Denver Broncos (1963-65) and Oakland Raiders (1966-70). He gained 3,090 yards rushing in his career on 772 carries (4.0 avg.) and scored 15 touchdowns as well as catching 263 passes for 2,819 yards (10.7 avg.) and 13 touchdowns. He also played in Super Bowl II and the 1970 Pro Bowl.

Born Jan. 8, 1940, in Alachua, Fla., Dixon attended Mebane High in that city and went on to Florida A&M where he obtained a bachelor's degree in education in 1963.

He was drafted on the eighth round by Denver in 1963 when Ray Malavasi was defensive line coach and Jack Faulkner was the head coach of Denver.

From 1974-79, Dixon was the athletic director and head football coach at McClymonds High in Oakland. He also coached semi-pro football teams from 1976-78.

Hewritt and wife Zula live in Anaheim, Ca., with children Hewritt III (7/4/61) and Joarvonnia (7/25/62).

## **CLYDE EVANS**

### **Conditioning Coach**



As the Rams first full-time conditioning coach, Clyde Evans is in charge of developing individual programs for each player according to his body weight, structure and position he plays.

Evans develops the year-round programs for the players that include diet control, developing upper and lower body strength, plus speed, quickness and agility.

Born April 10, 1943, in Watsonville, Ca., Evans came to the Rams in 1978 from San Diego. He was in charge of weight lifting and stretching for the Chargers for four seasons — their first full-time employee for such a position.



A defensive back at Cabrillo JC in Aptos, Ca., in 1961-62, Evans played two years of semi-pro football. He was in the U.S. Army serving in Viet Nam, and later attended San Diego State. He worked with the San Diego State football team with its conditioning in 1972-73, then joined the Chargers.

Single, Clyde resides in Fountain Valley, Ca.

## **PAUL LANHAM**

### **Quarterbacks Coach**

While Paul Lanham begins his second year as quarterbacks coach of the Rams, it will be his fourth with the club after two seasons as special teams coach.

Lanham was brought to Los Angeles in an effort to improve the special teams play, and in 1979, the special teams were very instrumental in the Rams' success. The Rams' special teams scored four touchdowns in 1979 (three by returning blocked kicks), including two scores in a 27-21 overtime win against Minnesota.

Before coming to the Rams in 1978, Lanham was the V teams coach from 1973-77, and before that he spent one season with the St. Louis Cardinals as the special teams and offensive backfield coach.

Born July 31, 1930, in Ripley, W.Va., Lanham attended Morris Harvey College and transferred to Glenville (W.Va.) State. At Glenville, he lettered three years as a linebacker.

His college coaching career began in 1960 at the University of Delaware. While earning a master's in educational administration, Lanham coached the freshmen team's offensive line. He became the head freshmen coach at Dayton in 1961, then moved to Colorado State (1962-69) where he spent most of those years as offensive coordinator.

Lanham guided the special teams and tight ends at Arkansas in 1970-71, then came to the NFL the following season with St. Louis.

Paul and wife Helen have three children: Tammy (8/7/59), Steve (5/27/62) and Randy (3/25/64). They live in Mission Viejo, Ca.



## **FRANK LAUTERBUR**

### **Defensive Line Coach**

Frank Lauterbur begins his 10th NFL season — his fourth with the Rams — in 1981, and he has 32 years of defensive and head coaching experience to draw from. He'll coach the defensive line this season after three years of coaching the linebackers.

Lauterbur came to the Rams in 1978 from Baltimore where he was the linebackers coach in 1974 and the defensive backfield coach in 1975-77. In his first year with Los Angeles, Lauterbur had two linebackers named Co-MVP by the club's alumni group, Ye Old Rams. It was indicative of his coaching talent.



Born Aug. 8, 1925, in Cincinnati, Ohio, Lauterbur was a guard at Oberlin College in 1943. A World War II Marine veteran, Lauterbur played at Camp Pendleton in 1945 and returned to Mt. Union College in 1946-48.

After four years coaching high school football, he coached both lines at Kent State in 1953-54. Lauterbur got a taste of professional football as the Colts' defensive line coach in 1955-56, then took a similar post at Army in 1957-61. After a season at Pitt where he was defensive coordinator, Lauterbur became head coach and athletic director at Toledo.

He guided his team to 11-0 (1969) and 12-0 (1970) seasons and was Mid-American Conference Coach of the Year three times. Toledo appeared in the Tangerine Bowl after each of its perfect seasons and had its highest national ranking ever — 12th in 1970.

Lauterbur was head coach in Iowa in 1971-73, then joined the Colts the following year.

Frank, wife Mary and son Frank Jr. (10/20/63) live in Huntington Beach, Ca. The Lauterburs also have three daughters: Mary, Fran and Carol.

## **HERB PATERRA**

### **Linebackers Coach**



Herb Paterra will coach the linebackers in 1981 after spending his rookie season as an NFL coach with the Rams' special teams.

Prior to joining the Rams in 1980, Paterra spent two years as the defensive line and linebackers coach of the CFL's Hamilton Tiger-Cats.

With 12 years of coaching experience, Paterra joins Ray Malavasi a second time, but this time as a coach. In 1967-68, Paterra was a player with Hamilton while Malavasi coached Hamilton's defense.

Born Nov. 8, 1940, in Grassport, Pa., Paterra was an offensive guard and linebacker at Michigan State in 1960-62. Drafted by the Buffalo Bills, Paterra played outside linebacker (1963-64) before moving to Hamilton.

He played at Hamilton for four years (1965-68), then returned to Michigan State to coach the linebackers and defensive line (1969-71). Paterra then coached at Wyoming (1972-74), Charlotte of the WFL (1975) and at a high school in Charlotte (1976-77).

He signed on briefly with Northern Michigan in 1978, but left almost immediately to take a job with Hamilton.

Herb and wife Lou Ann live in Diamond Bar, Ca., with sons Jeffrey (7/20/63) and Craig (1/11/67).

***Rich Saul has played in 160 straight games as a Ram, ranking him No. 3 on the club's all-time list.***

***Jack Youngblood has played in 146 straight games as a Ram, ranking him No. 5 on the club's all-time list.***

## **DAN RADAKOVICH**

### **Offensive Line Coach**

Dan Radakovich had his offensive linemen doing "The Bad Rad Disco" quite well in 1980. So well, in fact, that the line opened holes for an NFL-leading 2,799 yards rushing and that three linemen — Rich Saul, Dennis Harrah and Kent Hill — were voted to the Pro Bowl.

Radakovich, nicknamed "Bad Rad," teaches his linemen to block in a style remotely resembling a disco dance. Thus, the blocking technique/dance is called, "The Bad Rad Disco."

This season will be Radakovich's 25th year of coaching, his third with the Rams. He joined the Rams after spending 1978 as defensive coordinator for the San Francisco 49ers.

Born Nov. 27, 1935, in Kennywood, Pa., Radakovich attended Penn State where he was a center-linebacker in 1954-56. After a brief preseason stint with the Philadelphia Eagles in 1957, he was released and joined the coaching staff at Penn State where he stayed for 13 years until 1969.

In 1970, he went to the University of Cincinnati and broke into the NFL coaching ranks the following year with Pittsburgh as the defensive line coach. He spent 1972-73 at the University of Colorado as defensive coordinator.

He returned to the NFL in 1974, coaching the Steelers' offensive line through the 1977 season. He then went to San Francisco before coming to Los Angeles.

Dan and wife Nancy reside in Huntington Beach, Ca. They have four children: Dan (9/27/58), Lisa (2/7/63), Leslie (9/19/66) and Lori (10/26/68).



## **JIM VECHIARELLA**

### **Special Teams Coach**

Jim Vechiarella begins his NFL coaching career in 1981 as the Rams' special teams coach.

Vechiarella spent the past three seasons at Tulane University and was the Green Wave's defensive coordinator in 1980. Prior to his stint at Tulane, Vechiarella spent two seasons as the defensive coordinator at Southern Illinois University.

Born Feb. 20, 1937, in Youngstown, Ohio, Vechiarella graduated from Youngstown College in 1958. He spent the next three years as an assistant coach at Poland (O.) High, then returned to his alma mater, Rayen High in Youngstown, where he coached from 1961-63.

Vechiarella spent the next 11 seasons as an assistant at Youngstown College. He joined the World Football League in 1975, coaching Charlotte's defensive line.

When the WFL folded, Vechiarella went to Southern Illinois.

Jim and wife Lucille live in Diamond Bar, Ca., with children Jim (3/20/61), Bill (6/14/63) and Lisa (11/16/65).





### **JERRY WILCOX**

#### **Director of Public Relations**

Wilcox was named to his current position in 1969 after starting with the Rams in 1966 as assistant director of public relations. From 1963-66, Wilcox was assistant director of athletic news at USC. Born Oct. 13, 1941, in Bremerton, Wash., Wilcox played basketball and baseball at Garden Grove (Ca.) High, attended Santa Ana, (Ca.) College and graduated from USC in 1963 with a journalism degree. While at USC, he served as sports editor of the Daily Trojan, the campus newspaper. Jerry and wife Carole live in Cypress, Ca.



### **GENO EFFLER**

#### **Asst. Director of Public Relations**

Effler begins his fifth year with the Rams after joining the club in 1977. Graduated from Cal State Fullerton in 1977 with a degree in communications (journalism emphasis), Effler was executive editor of the Daily Titan, the campus newspaper. Also, he played on the CSUF golf team. Born Feb. 26, 1955, in Columbus, Ohio, Effler attended Hawthorne (Ca.) High, where he played golf, football and baseball. He is single.



### **HARLEY SEWELL**

#### **Scout**

Sewell has been scouting for the Rams since 1964 after finishing his NFL career in 1963 with the Rams. From 1953-62, Sewell played with the Detroit Lions, winning two NFL titles and playing in four Pro Bowls. Sewell was an All-America defensive specialist at the University of Texas before becoming Detroit's No. 1 draft pick in 1953. Born April 18, 1931, in St. Joseph, Tex., Harley and wife Jean live in Arlington, Tex., with children Nathan, Janet and James.

## **RANDY TYSON**

### **Scout**

Tyson joined the Rams in 1977 after working for a scouting combine for five years. Before that he spent seven years as a coach at Utah State, Rhode Island and Idaho State. A center-linebacker at Utah State, Tyson was the team's MVP in 1962. He spent a year on the Chicago Bears' taxi squad and two years in the Atlantic Coast League and Continental League before returning to coach at his alma mater. Born Jan. 24, 1941, in Ogden, Utah, Randy lives in Jamestown, R.I., with wife Rena and children Kerry and Kenneth.



## **CHARLIE HALL**

### **Scout**

Hall joins the Rams in 1981 after four years as a scout with the Seattle Seahawks (1977-80) and six years with a scouting combine (1971-76). Hall was director of player personnel for Houston from 1966 to 1970. Born Feb. 4, 1924, in Dallas, Tex., Hall attended Highland Park High in that city and spent a year at Texas A&M before serving in the Army from 1943-46. He went to Whittier (Ca.) College in 1946-49, lettering three years in football and baseball. He coached at Bellflower (Ca.) High in 1954-57, followed by assistant coaching positions at Cerritos (Ca.) JC (1958-59) and USC (1960-65). He and wife Joy live in Midlothian, Va. They have two daughters: Catherine and Jennifer.



## **FRANK TRUMP**

### **Draft Coordinator**

Trump joined the Rams as a part-time staffer in the scouting department in 1977. Besides doing some scouting himself, Trump organizes all reports from Rams scouts and coordinates the many details of the college draft. His father, John, is the administrative assistant of the San Diego Chargers. Born Nov. 24, 1952, in Burbank, Ca., Trump played linebacker and nose tackle at Birmingham High in Van Nuys, Ca. He played at L.A. Valley College in 1970-71 and served in the Army from 1972-74. He is single.



## **MARV MARINOVICH**

### **Scout**



Marinovich begins his second season with the Rams, scouting collegians and handling player development and testing. Born Aug. 6, 1939, in Watsonville, Ca., Marinovich played football at USC and spent two years (1965-66) playing guard for the Oakland Raiders. He spent the next five years coaching and evaluating players at Oakland before coaching the defensive line at St. Louis in 1973. He spent two years coaching in the WFL. Marv and wife Trudi live in Huntington Beach, Ca., with children Traci and Todd.

## **MILAN DUKICH**

### **Cinematographer**



Dukich became the NFL's first full-time cinematographer when he was hired by the Rams in 1956. Dukich (nicknamed "Mickey") was previously self-employed. Born April 2, 1924, in Spokane, Wash., he attend Lewis and Clark High in that city where he played football and golf. After serving three years in field artillery during WW II, he attended Washington State and graduated in 1951 with an economics degree. Also, he played on the WSU golf team. His hobby is radio-controlled model aircraft. He is single.

## **GARY TUTHILL**

### **Trainer**



Tuthill joined the Rams in 1973 after two seasons as assistant trainer with the Detroit Lions. He was the assistant trainer at USC from 1959-71. Tuthill is a Doctor of Chiropractic, having graduated from the L.A. College of Chiropractic in 1966. He owns and operates Tuthill Athletic Rehabilitation, Inc., in Anaheim, Ca. Born Dec. 17, 1939, in Glendale, Ca., Tuthill played football and baseball at Culver City (Ca.) High, then played football at Idaho State. Gary and wife Charlene live in Westminster, Ca., with children Melinda and Craig.

## **GEORGE MENEFEE**

### **Trainer**

Menefee has been with the Rams since 1955 when he came west with coach Sid Gillman from the University of Cincinnati. Menefee was the trainer and tennis coach at Cincinnati. Born Oct. 25, 1916, in Roanoke, Va., Menefee played football and tennis at Portsmouth (O.) High. He attended Cincinnati in 1935-37 and again in 1946-49, earning a degree in business administration. During WW II, he was a tech sergeant in the Army Air Corps serving in England. George and wife Mary Lou live in Granada Hills, Ca. They have five children; Jo Ann, Sally, Johnny, Betsy and Reba.



## **GARRETT GIEMONT**

### **Asst. Trainer**

Giemont began working in the Rams' training room in 1970 and was hired full time in 1978. He currently attends Cal State Fullerton, majoring in physical education. Born Aug. 31, 1957, in Fullerton, Ca., Giemont played baseball, football and basketball at Fullerton High. Giemont owns and operates Sports-Med, Inc., a company that manufactures neoprene sleeves. He is single.



## **DON HEWITT**

### **Equipment Manager**

Hewitt joined the Rams as equipment manager in 1967 after holding a similar post at USC in 1965-66. Born July 7, 1923, in Fresno, Ca., Hewitt attended Roosevelt High in that city. He played football at Fresno State and served in naval aviation in WW II. After moving to the Southland in 1947, Hewitt coached football at Arcadia (Ca.) High until 1965. He and wife Jean live in Seal Beach, Ca. Children: Robin, Todd and Kathe.



## **TODD HEWITT**

### **Asst. Equipment Manager**

Todd Hewitt began helping his father, Don, in the equipment room in 1967 and was hired full time in 1978. Born Oct. 25, 1956, in Pasadena, Ca., Hewitt attended Los Alamitos (Ca.) High where he played baseball and football. He graduated from UC Riverside in 1978 with a business administration degree. Also, he started on the 1977 UC Riverside baseball team that won the NCAA Division II title. He is single.





## **DON NIMS**

### **Ticket Manager**



Nims was named to his present position in 1980 after working in the Rams' ticket office since 1970. He was with Computicket as a box office consultant, California Sports as a box office manager and Crowd Management as a ticket seller. Born May 4, 1929, in Anderson, Ind., Nims competed in football, basketball and track at Greeley (Colo.) High. He attended Colorado State College and Nevada-Reno, where he majored in mining. Also, he was an Army Ranger in 1951-53. He and wife Kathleen live in Long Beach, Ca. Children: Karen and David.

## **JERRY MICKELSEN**

### **Asst. Ticket Manager**



Mickelsen has been with the Rams since 1968, having worked in the ticket office of the L.A. Dodgers from 1960-68. Born July 6, 1935, in St. Paul, Minn., Mickelsen played basketball and football at University High in Los Angeles. He also attended Santa Monica (Ca.) City College and UCLA. For eight years he served in the USMC Reserve. Jerry and wife Lora live in Westchester, Ca., with sons Gregory and Kenneth.



**Dr. Robert Kerlan**  
Team Physician



**Dr. Toby Freedman**  
Associate Physician



**Dr. Clarence Shields**  
Associate Physician



**Dr. Teruo Yamamoto**  
Team Dentist



**Dr. William Vickrey**  
Team Optometrist



**Heckle Lynn**  
Equipment Aide



**Russ Massro**  
Ticket Office



**Barbara Robinson**  
Office Manager



**Joe Abad**  
Maintenance Supt.



**Lillian Arbenz**  
Public Relations



**Linda Aronson**  
Business



**Debbie Campise**  
Ticket Office



**Pat Foster**  
Administrative



**Vicky Frontiere**  
Receptionist



**Doretta Karns**  
Marketing



**Shellie Latva**  
Receptionist



**Melanie Leader**  
Receptionist



**Marian Mottin**  
Coaching



**Barbara Nungesser**  
Business



**Laura Stocks**  
Scouting



**Nancy Van Acker**  
Public Relations



**Sandie Williams**  
Business



**Mardy Medders**  
Entertainment Coord.

## RAMS VETERANS

---

**Andrews, George**

**Ht: 6-3**

**Wt: 222**

**LB**

**Nebraska**

**NFL Exp: 3**

**Born: 11/28/55**

**How Acq: D1a-79**



**PRO:** The 1980 season started poorly for George Andrews since he missed the first three games with a thigh injury. But Andrews' season brightened when he became a starter at right linebacker in Week No. 10 after Bob Brudzinski left camp. The former Cornhusker made a substantial contribution to L.A.'s defensive surge the last six weeks of the season as the Rams gave up only 75 points in that span (12.5 avg. per game). Although he's still looking for his first NFL interception, Andrews finished the '80 season with 44

total tackles, including a fumble recovery and a forced fumble. Andrews was the Rams' No. 1 pick in 1979 and appeared in all 16 regular season games, mostly on special teams.

**COLLEGE:** Andrews was named All-America at Nebraska by NEA, Football News, AP (second team) and UPI (second team) his senior year. He was also All-Big 8 and Academic All-America, graduating in his third year with a business degree.

**PERSONAL:** George Eldon Andrews II was born in Omaha, Neb., and attended Burke High in that city where he competed in football and basketball. Currently living in Anaheim, Ca., George is engaged to Kathy Wetherell. In the offseason, George attended Talbot Seminary in La Mirada, Ca.

**Games Played, Started:** 1979(16,0), 1980(13,7).

**Arnold, Walt**

**Ht: 6-3**

**Wt: 228**

**TE**

**New Mexico**

**NFL Exp: 2**

**Born: 8/31/58**

**How Acq: FA-80**



**PRO:** Walt Arnold saw plenty of action as a tight end in 1980, especially for being a rookie free agent on a club known for building through the draft. Arnold caught 5 passes for 75 yards (15.0 avg.) and a touchdown in his rookie season and looks to make an even stronger showing in 1981. His touchdown catch came in the Rams' 28-7 win over the New York Giants. Arnold also was the second tight end on short yardage situations and played on special teams.

**COLLEGE:** At New Mexico, Arnold was a three-year letterman in football and a four-year letterman in baseball as a first baseman and outfielder. He was twice named All-WAC in baseball.

**PERSONAL:** Walter Henslee Arnold was born in Galveston, Tex., and attended Los Alamos (N.M.) High where he competed in football, baseball and basketball. He and wife Ann were married Feb. 14 and in the offseason, Walt

attended New Mexico where he's working on his degree in physical education.

#### ARNOLD'S RAM STATISTICS

Year	Pass Receiving				
	No.	Yds.	Avg.	LG	TD
1980.....	5	75	15.0	33	1

**Games Played, Started:** 1980(16,0).

**Bain, Bill**                      **G**                      **USC**                      **NFL Exp: 6**  
**Ht: 6-4**                      **Wt: 270**                      **Born: 8/9/52**                      **How Acq: FA-79**

**PRO:** Bill Bain saw action as a backup guard and on special teams in 1980, and looks to offer the same support to one of the finest offensive lines in football during the 1981 season. With a variety of injuries to Ram linemen in 1979, Bain was signed as a free agent two days before the St. Louis game and played much of the game at guard. He was waived after Week No. 8 and re-signed before Week No. 13. In all, Bain played in eight games on special teams and as a backup guard, and saw action in all three playoff games in '79. A second-round pick of Green Bay in 1975, Bain played for Denver in 1976, missed 1977 with a knee injury and played one game with Denver in 1978 before being traded to the New York Giants. Bain was active for seven games with the Giants, but did not play. Released by the Giants, Bain was then signed by the Rams.



**COLLEGE:** Bain played one year at Colorado, sat out a year and played two seasons at USC where he was named All-America and appeared in two Rose Bowls. Bain graduated with a degree in public administration.

**PERSONAL:** William Ernest Bain was born in Pico Rivera, Ca., and attended St. Paul High in Santa Fe Springs, Ca., where he played football, baseball and basketball. Bill and wife Elizabeth live in Westminster, Ca., with daughter Jennifer (3/31/81).

**Games Played, Started:** 1975(14), 1976(14,13), 1977(0,0), 1978(1,1), 1979(8,0), 1980(16,0).

**Brooks, Larry**                      **DT**                      **Va. State-Petersburg**                      **NFL Exp: 10**  
**Ht: 6-3**                      **Wt: 257**                      **Born: 6/10/50**                      **How Acq: D14-72**

**PRO:** Larry Brooks had another stellar season in 1980 as the Rams' right defensive tackle, even though he underwent ankle surgery before the season. Brooks had more tackles than any other defensive lineman in '80 and was credited with 8½ quarterback sacks and a forced fumble. For his efforts, the team co-captain was named to his fifth straight Pro Bowl and was named All-NFC (second team) by UPI. In 1979, Brooks led the defensive line in total tackles, had 6 quarterback sacks and knocked down 4 passes. He was named All-NFL by AP and All-NFC (second team) by UPI that



year. In 1978, Brooks missed the last two regular season games with a knee injury that required offseason surgery, played sparingly in the playoff game against Minnesota and sat out during the NFC title game with Dallas. Still, he was named All-NFL by NEA, All-NFL (second team) by AP and All-NFC by Pro Football Weekly and The Sporting News. A 14th-round draft pick of the Rams in 1972, Brooks was on ready reserve the first six games after undergoing knee surgery and became a starter soon after joining the active players. Brooks totaled 13 quarterback sacks in 1976, and in 1977, he was named to numerous All-NFL and All-NFC teams, as well as being named Outstanding Defensive Lineman by Ye Old Rams.

**COLLEGE:** During his senior year, Brooks was named to AP's first team Little All-America. He gained all-conference honors and was named Virginia Small College Lineman of the Year.

**PERSONAL:** Larry Lee Brooks, Sr., was born in Prince George, Va., and starred in football and track at Prince George High. Larry, wife Colleen and son Larry, Jr. (10/26/69) live in Fountain Valley, Ca. Larry is a partner with Jack Youngblood in a western clothing store called Wild Bunch in Orange, Ca.

**Games Played, Started:** 1972(8,7), 1973(14,14), 1974(13,13), 1975(8,8), 1976(14,14), 1977(14,14), 1978(14,14), 1979(16,16), 1980(16,14).

<b>Bryant, Cullen</b>	<b>FB</b>	<b>Colorado</b>	<b>NFL Exp: 9</b>
<b>Ht: 6-1</b>	<b>Wt: 236</b>	<b>Born: 5/20/51</b>	<b>How Acq: D2a-73</b>



**PRO:** Ray Malavasi still believes Cullen Bryant is the most underrated running back in the NFL, even after Bryant's impressive 1980 season. Bryant was overlooked when it came to honors for the '80 season despite leading the Rams with 807 yards rushing (career high) and 53 receptions, the most by a Ram running back since Tom Moore caught 60 in 1966. The team co-captain fumbled only once last season while handling the ball 236 times, the best among NFC running backs who handled the ball 150 or

more times. In eight years, Bryant has handled the ball 949 times and has fumbled just 9 times. Plus, the dependable Bryant started all 16 games alongside five different halfbacks and gained 115 yards in a win over St. Louis. In 1979, his first full year as a starter, Bryant opened many holes for Wendell Tyler and still rushed for 619 yards. He gained 106 yards in the NFC title game against Tampa Bay and scored a touchdown in Super Bowl XIV. A second-round pick of the Rams in 1973, Bryant was named All-NFC as a return specialist by Pro Football Weekly in 1976. That year he led the NFC with a 28.7 kickoff return average. Bryant also is tied with V.T. Smith for most kickoff returns for touchdowns in a career (3). In 1978, Bryant started nine games

***Cullen Bryant has caught a pass in 20 straight regular season games.***

when injuries befell Lawrence McCutcheon. That year Bryant led the club with 658 yards rushing, and in the playoff win over Minnesota, he gained 100 yards on 27 carries and scored a touchdown.

**COLLEGE:** UPI, Coaches and The Sporting News accorded Bryant All-America defensive back honors at Colorado his senior year. He was All-Big 8 on AP and UPI polls and played in the Senior Bowl and College All-Star Game.

**PERSONAL:** William Cullen Bryant was born in Ft. Sill, Okla., and attended Mitchell High in Colorado Springs, Colo. He and wife Sandra live in Broomfield, Colo., with son William Cullen Bryant, Jr. (11/17/77).

#### BRYANT'S RAM STATISTICS

Year	Rushing					Pass Receiving				
	No.	Yds.	Avg.	LG	TD	No.	Yds.	Avg.	LG	TD
1973	0	0	0.0	0	0	0	0	0.0	0	0
1974	10	24	2.4	7	0	2	14	7.0	8	0
1975	117	467	3.9	18	2	20	229	11.4	31	0
1976	21	64	3.0	12	2	2	28	14.0	25	0
1977	6	42	7.0	24	0	4	28	7.0	14	0
1978	178	658	3.7	26	7	8	76	9.5	37	0
1979	177	619	3.5	15	5	31	227	7.3	24	0
1980	183	807	4.4	20	3	53	386	7.3	25	3
<b>Total</b>	<b>692</b>	<b>2681</b>	<b>3.9</b>	<b>26</b>	<b>19</b>	<b>120</b>	<b>988</b>	<b>8.2</b>	<b>37</b>	<b>3</b>

**Additional career statistics:** 66 kickoff returns for 1,760 yards (26.6 avg.) with a long of 90; and 3 touchdowns; 71 punt returns for 707 yards (10.0 avg.) with a long of 40.

#### BRYANT'S 100-YARD RUSHING GAMES

Date	Opp.	No.	Yds.	Avg.	LG	TD
12/17/78	Green Bay	30	121	4.0	17	2
10/12/80	at St. Louis	20	115	5.8	20	0
1/6/80	at Tampa Bay*	18	106	5.9	12	0
9/16/79	San Francisco	23	106	4.6	14	1
12/31/78	Minnesota†	27	100	3.7	17	1

\*NFC Championship

†NFC Divisional Playoff

**Games Played, Started:** 1973(13,0), 1974(14,0), 1975(14,1), 1976(14,0), 1977(14,0), 1978(16,9), 1979(16,16), 1980(16,16).

**Childs, Henry**

**TE**

**Kansas State**

**NFL Exp: 8**

**Ht: 6-2**

**Wt: 220**

**Born: 4/16/51**

**How Acq: T-Wash.-81**

**PRO:** Los Angeles acquired Henry Childs in a trade with Washington on May 6, 1981, a week after Childs was traded from New Orleans to Washington. A fifth-round draft choice of Atlanta in 1974, Childs played six games with Atlanta, was waived and signed by New Orleans before the season's final week. From 1975 to 1980, Childs caught 207 passes for 3,220 yards (15.6 avg.) and 27 touchdowns. In 1977, Childs caught 9 touchdown passes, a personal high. In the next two seasons, he caught 53 and 51 passes,



respectively, and was voted to his first Pro Bowl after the '79 season. He was named All-NFC by Pro Football Weekly and All-NFC (second team) by UPI. In 1980, Childs caught 34 passes and scored 6 touchdowns for the Saints.

**COLLEGE:** In his three-year career as a tight end at Kansas State, Childs had 94 receptions for 1,349 yards (14.4 avg.) and 10 touchdowns. He graduated with a degree in home economics-child development.

**PERSONAL:** Henry Childs was born in Thomasville, Ga., and attended Douglass High in that city. Henry and wife Cynthia live in Shawnee Mission, Kan., with children Dylene (1/14/69) and Henri (1/15/80). Henry is working toward an MBA at Rockhurst College in Kansas City, Mo., and has set up After Career Enterprises, a business that conducts seminars and workshops for athletes of all ages in preparing for careers after athletics.

#### CHILDS' NFL STATISTICS

##### Pass Receiving

Year	Club	No.	Yds.	Avg.	LG	TD
1974	Atlanta/New Orleans . . . . .	0	0	0.0	0	0
1975	New Orleans . . . . .	10	179	17.9	38	0
1976	New Orleans . . . . .	26	349	13.4	46	3
1977	New Orleans . . . . .	33	514	15.6	59	9
1978	New Orleans . . . . .	53	869	16.4	52	4
1979	New Orleans . . . . .	51	846	16.6	51	5
1980	New Orleans . . . . .	34	463	13.6	30	6
<b>Total</b> . . . . .		<b>207</b>	<b>3220</b>	<b>15.6</b>	<b>59</b>	<b>27</b>

**Additional career statistics:** 3 rushes for 12 yards (4.0 avg.) with a long of 16 and 1 touchdown

#### CHILDS' 100-YARD RECEIVING GAMES

Date	Opp.	No.	Yds.	Avg.	LG	TD
12/ 7/80	at San Francisco . . . . .	8	144	18.0	30	1
11/18/79	at Seattle . . . . .	6	121	20.2	34	0
11/25/79	at Atlanta . . . . .	3	117	39.0	51	1
9/ 9/79	at Green Bay . . . . .	7	112	16.0	33	1
11/26/78	at Atlanta . . . . .	3	100	33.3	37	0

**Games Played, Started:** 1974(7,0), 1975(14,0), 1976(14,11), 1977(13,10), 1978(16,16), 1979(16,16), 1980(13,6).

**Corral, Frank**

**Ht: 6-2**

**K-P**

**Wt: 227**

**UCLA**

**Born: 6/16/55**

**NFL Exp: 4**

**How Acq: D3a-78**



**PRO:** Along with the pressures that accompany being a placekicker in the NFL, Frank Corral also was assigned the duties of punting for the Rams in 1980. The only kicker in the league to handle both chores, Corral responded with a 39.5 punting average and a club-high 99 points. Corral converted 16 of 30 field goal attempts and 51 of 52 PATs. A solid performer under pressure, Corral kicked a 23-yard FG in overtime to beat Atlanta, 20-17. After only three seasons, Corral has scored 292 points to rank fifth on the Rams' all-time scoring list. In 1979, he accounted for all of L.A.'s points in a 9-0



win in the NFC title game against Tampa Bay by kicking three field goals. Also that season, Corral (pronounced Kore-al') made 13 of 25 FGA's and 36 of 39 PATs, along with 5 of 7 field goals in the playoffs. In 1978, Corral had a spectacular rookie season by leading the NFL in field goals (29), field goal attempts (43) and scoring (118 points). His placekicking talent proved the difference in three last-minute wins. He kicked a 46-yard FG with 7 seconds left to beat the Eagles, a 27-yard FG with 3 seconds left to beat the Buccaneers and a 24-yard FG with 2 seconds left to beat the 49ers. He was All-NFL according to PFWA, NEA, Pro Football Weekly, AP (second team) and Football Digest. He was named All-NFC by The Sporting News, UPI and Pro Football Weekly. In addition, Corral was selected to the Pro Bowl, was voted Rookie of the Year by Ye Old Rams and was recipient of Pro Football Weekly's Golden Toe Award, emblematic of the NFL's best placekicker.

**COLLEGE:** After two years at Riverside City College where he led the nation in punting (44.0 and 45.7), Corral went to UCLA where he continued as a punter-placekicker. He was All-Pac 8 (first team) as a punter and All-Pac 8 (second team) as a kicker his junior year, but missed most of his senior season because of a broken jaw. He holds the UCLA record for longest field goal: 55 yards.

**PERSONAL:** Born in Chihuahua, Mexico, John Frank Corral attended Norte Vista High in Riverside, Ca. He still lives in Riverside with wife Martha and daughters Christina (7/4/76) and Maria (4/7/80).

#### CORRAL'S RAM STATISTICS

##### Field Goal Accuracy

Year	1-19	20-29	30-39	40-49	50+	Total	Avg. Att.	Avg. Made	Avg. Miss	LG
1978 . . .	2-2	13-15	8-12	6-13	0-1	29-43	34.9	31.9	40.9	48
1979 . . .	1-1	5-5	2-6	5-12	0-1	13-25	37.3	32.6	42.4	49
1980 . . .	1-1	11-12	2-5	2-9	0-3	16-30	35.7	28.9	43.6	47
<b>Total . .</b>	<b>4-4</b>	<b>29-32</b>	<b>12-23</b>	<b>13-34</b>	<b>0-5</b>	<b>58-98</b>	<b>35.7</b>	<b>31.2</b>	<b>42.1</b>	<b>49</b>

##### Scoring

Year	PAT Att	PATs	FGA	FG	LG	Pts.
1978 . . . . .	33	31	43	29	48	118
1979 . . . . .	39	36	25	13	49	75
1980 . . . . .	52	51	30	16	47	99
<b>Total . . . . .</b>	<b>124</b>	<b>118</b>	<b>98</b>	<b>58</b>	<b>49</b>	<b>292</b>

##### Punting

Year	No.	Yds.	Avg.	TB	In 20	LG	Blk.
1978 . . . . .	0	0	0.0	0	0	0	0
1979 . . . . .	0	0	0.0	0	0	0	0
1980 . . . . .	76	3004	39.5	5	15	65	1

**Games Played, Started:** 1978(16,0), 1979(16,0), 1980(16,0).

*Frank Corral has kicked 51 consecutive PATs in the regular season. His last miss was on his first attempt against Detroit on Sept. 7, 1980.*

**Cromwell, Nolan****S****Kansas****NFL Exp: 5****Ht: 6-1****Wt: 199****Born: 1/30/55****How Acq: D2a-77**

**PRO:** It might be difficult for anyone to match the season Nolan Cromwell had in 1980, but if anyone is capable of turning the trick in 1981, it's Nolan Cromwell. Cromwell—in his second year as a starter—led the NFC with 8 interceptions, was a consensus All-NFL selection and was voted to his first Pro Bowl. He was second on the team in tackles, returned an interception 24 yards for a TD against San Francisco and ran for a PAT after a bad snap. He was named All-NFL in '80 by AP, PFWA, The Sporting News,

Pro Football Weekly, NEA and Football Digest. He was named NFC Defensive Player of the Year by the Kansas City Committee of 101 and UPI, plus All-NFC honors from UPI and Pro Football Weekly. Ye Old Rams named him Outstanding Defensive Back. Regarded as one of the best athletes in the NFL, Cromwell became a starter at free safety in 1979 and he went on to tie for the club lead with 5 interceptions and lead the defensive backfield in tackles. He left his mark on special teams in '79, too, when he blocked a punt against Chicago that was returned for a TD and ran 5 yards for a TD from field goal formation to give L.A. a 27-21 overtime win against Minnesota. Cromwell, who has been the holder on placekicks since he joined the club, was a second-round pick in 1977. He saw backup duty that season, but did start in the "Mud Bowl" playoff game against Minnesota because of an injury to Bill Simpson. In 1978, Cromwell played backup safety but still found a way to score 2 touchdowns. He recovered a blocked punt in the end zone against Philadelphia and he ran 16 yards for a TD on a fake field goal against Tampa Bay. Also, he blocked a punt that was returned for a TD and returned a punt for 8 yards. He grabbed his first playoff interception in the NFC title game that year.

**COLLEGE:** Cromwell started all four years at Kansas—two at safety and two at quarterback. He was the Big 8 Player of the Year his junior season and set an NCAA record of 294 yards rushing in a game by a quarterback. He also ran the 400-meter hurdles (49.5) and competed in the decathlon with a best of 6,806.

**PERSONAL:** Born in Smith Center, Kan., Nolan Neil Cromwell attended Ransom (Kan.) High. He and wife Ellen live in Lawrence, Kan., where Nolan works on his farm in the offseason.

#### CROMWELL'S RAM STATISTICS

Year	Pass Interceptions				
	No.	Yds.	Avg.	LG	TD
1977	0	0	0.0	0	0
1978	1	31	31.0	31	0
1979	5	109	21.8	34	0
1980	8	140	17.5	34	1
<b>Total</b>	<b>14</b>	<b>280</b>	<b>20.0</b>	<b>34</b>	<b>1</b>

**Additional career statistics:** 4 rushes for 21 yards (5.3 avg.) with a long of 16f and 2 touchdowns; 1 punt return (4 fair catches) for 8 yards; 0 of 1 passing; recovered a blocked punt for a touchdown; scored a PAT.

**Games Played, Started:** 1977(14,0), 1978(16,0), 1979(16,16), 1980(16,16).

**Delaney, Jeff****S****Pittsburgh****NFL Exp: 2****Ht: 6-0****Wt: 195****Born: 10/25/56****How Acq: D7-79**

**PRO:** Jeff Delaney made sure his presence was known in 1980 — his first NFL season — when he was on the playing field. Primarily a backup safety and special teams player, Delaney was part of the Rams' prevent pass defense. He intercepted a pass in the Rams' 45-31 win over New Orleans and picked off another in the 38-13 victory over the New York Jets. Also, Delaney recovered a pair of fumbles including the one that set up the winning field goal in the Rams' 20-17 overtime win against Atlanta. A seventh-round draft choice of the Rams in 1979, Delaney spent that season on injured reserve with a spleen injury.

**COLLEGE:** A four-year starter at Pittsburgh, Delaney had 17 career interceptions and was named All-America (second team) by AP and UPI. He also played in the Hula Bowl and Senior Bowl.

**PERSONAL:** Jeffrey John Delaney was born in Pittsburgh, Pa., and attended Upper St. Clair (Pa.) High where he played football and basketball. Jeff and wife Lori live in Upper St. Clair, and in the offseason, Jeff attended dental school at the University of Pittsburgh.

**DELANEY'S RAM STATISTICS****Pass Interceptions**

Year	No.	Yds.	Avg.	LG	TD
1980	2	42	21.0	27	0

**Games Played, Started:** 1979(0,0), 1980(16,0).

**Dennard, Preston****WR****New Mexico****NFL Exp: 4****Ht: 6-1****Wt: 183****Born: 11/28/55****How Acq: FA-78**

**PRO:** A solid, dependable pass catcher in 1980, Preston Dennard looks to experience even greater success in 1981. Dennard had 36 receptions for 596 yards and 6 touchdowns in '80, and had his best receiving day ever in the playoff loss to Dallas when he caught 6 passes for 117 yards and a touchdown. With the Rams battling for a playoff berth late in the season, Dennard (pronounced Den-nard') had fine games in wins over Dallas (5 for 99, 1 TD) and Atlanta (6 for 96, 1 TD). He was voted Outstanding

Receiver by Ye Old Rams for the second straight year. In 1979, Dennard became a starter when injuries sidelined Willie Miller and Ron Jessie. He led the club in receptions with 43 and, in the three playoff games, he had 6 catches for 103 yards. His personal high of 7 catches in a game came against the Giants in '79 and he was voted Outstanding Receiver by Ye Old Rams. In 1978, Dennard caught 3 passes and saw action mostly on special teams. He was signed before the '78 training camp as a free agent, was waived and re-signed before Week No. 5. He saw his first action in Week No. 6.

**COLLEGE:** A four-year letterman at New Mexico, Dennard set school records



in each receiving category and was named All-America (second team) his sophomore year. He was All-WAC for two seasons and lettered one year in basketball.

**PERSONAL:** Preston Jackson Dennard was born in Cordele, Ga., and attended Marcos deNiza High in Tempe, Ariz., where he competed in football, baseball, basketball and track. Preston and wife Jackie live in Fountain Valley, Ca., with son Ryan Preston (2/27/79). Preston is vice president of Anaheim Land Corporation and recently had a book of poetry published.

#### DENNARD'S RAM STATISTICS

Year	Pass Receiving					Rushing				
	No.	Yds.	Avg.	LG	TD	No.	Yds.	Avg.	LG	TD
1978	3	35	11.7	15	0	0	0	0.0	0	0
1979	43	766	17.8	50	4	4	32	8.0	15	0
1980	36	596	16.6	44	6	2	20	10.0	21	0
<b>Total</b>	<b>82</b>	<b>1397</b>	<b>17.0</b>	<b>50</b>	<b>10</b>	<b>6</b>	<b>52</b>	<b>8.7</b>	<b>21</b>	<b>0</b>

**Games Played, Started:** 1978(11,0), 1979(15,11), 1980(16,16).

**Doss, Reggie**

**DT**

**Hampton Institute**

**NFL Exp: 4**

**Ht: 6-4**

**Wt: 267**

**Born: 12/7/56**

**How Acq: D7-78**



**PRO:** Although he didn't start a game in 1980, Reggie Doss did take advantage of his playing time to notch 6½ quarterback sacks, knock down a couple of passes and recover a fumble. A special teams player as well, Doss was credited with a kick block. A defensive end his first three seasons, Doss will play defensive tackle in 1981, according to Head Coach Ray Malavasi. In 1979, Doss was credited with 2 quarterback sacks and 2 forced fumbles, and played mostly on special teams. Only the fourth player ever

drafted out of Hampton Institute, Doss was a seventh-round pick of the Rams in 1978. Ram coaches believe Doss has a solid career ahead of him.

**COLLEGE:** Doss was an NAIA All-America at Hampton Institute and he was his team's MVP his senior year. During his collegiate career, Doss played tight end, linebacker and defensive tackle.

**PERSONAL:** Reginald Lee Doss was born in Mobile, Ala., and grew up in San Antonio, Tex., where he played football and baseball at Sam Houston High. Reggie is single and lives in Huntington Beach, Ca. He worked with Anaheim Land Corporation in the offseason.

**Games Played, Started:** 1978(16,0), 1979(16,0), 1980(16,0).

***Fred Dryer has played in 174 straight NFL games. He has started the last 118 straight with the Rams.***

**Dryer, Fred**  
**Ht: 6-6**

**DE**  
**Wt: 230**

**San Diego State**  
**Born: 7/6/46**

**NFL Exp: 13**  
**How Acq: T-N.E.-72**

**PRO:** Fred Dryer has earned the reputation of being a quick-wit and a quick-footed defensive end in his 12 NFL seasons. In 1980, Dryer had 5½ quarterback sacks and continued to be an inspiration to his teammates as the Rams' 56 quarterback sacks was tops in the NFC for the second straight year. In 1979, Dryer's 9 quarterback sacks was second highest on the club that led the conference with 52. A first-round pick of the New York Giants in 1969, Dryer played out his option in 1971 and was traded to New England. Two months later, he was traded to the Rams and spent the '72 season sharing left end with Jack Youngblood before moving to the right side in 1973. Dryer set an NFL record in '73 with 2 safeties in a single game against Green Bay. The next season he had 14 sacks and in 1975 he intercepted a pass and returned it 20 yards for a TD against Philadelphia. A Pro Bowler in 1970 and 1975, Dryer was named Outstanding Defensive Lineman by Ye Old Rams in 1973 and was accorded All-NFC honors by Pro Football Weekly in 1975.



**COLLEGE:** Dryer was a junior college All-America at El Camino before attending San Diego State where he earned All-America acclaim his senior year and played in the East-West Shrine Game and Hula Bowl.

**PERSONAL:** John Frederick Dryer III was born in Hawthorne, Ca., and attended Lawndale (Ca.) High. Fred is single and lives in Long Beach, Ca. In the offseason, he's involved with commercial and industrial property development, acting, charity activities and speaking engagements.

**Games Played, Started:** 1969(14,14), 1970(14,14), 1971(14,14), 1972(14,3), 1973(14,14), 1974(14,14), 1975(14,14), 1976(14,14), 1977(14,14), 1978(16,16), 1979(16,16), 1980(16,16).

**Ekern, Carl**  
**Ht: 6-3**

**LB**  
**Wt: 225**

**San Jose State**  
**Born: 5/27/54**

**NFL Exp: 5**  
**How Acq: D5a-76**

**PRO:** Carl Ekern saw action as a backup middle linebacker and special teams player in 1980, but missed the final regular season game with a knee injury. Ekern missed the entire 1979 season after suffering a preseason knee injury that required surgery. Still, the veteran from San Jose State has earned a reputation as a devastating hitter. The most notable instance occurred in a 1977 win over Green Bay. On a fourth-and-one situation near the Rams' goal line, Ekern moved at the snap of the ball, leaped over the line and met the runner square in mid-air. Result: no gain. Ekern (pronounced Eh'-kern) was a fifth-round draft pick of the Rams in 1976.



**COLLEGE:** Ekern was named All-PCAA and as a San Jose State junior was awarded the team's Outstanding Defensive Player. He played in the East-West Shrine Game and drew praise from the scouts for his football instincts. He lettered all four years of college.

**PERSONAL:** Carl Frederick Ekern was born in Richland, Wash., and attended

Fremont High in Sunnyvale, Ca. Carl and wife Patty live in Fountain Valley, Ca., and Carl spent the offseason working on his MBA at Cal State Long Beach.

**Games Played, Started:** 1976(14,0), 1977(14,0), 1978(16,0), 1979(0,0), 1980(15,0).

<b>Fanning, Mike</b>	<b>DT</b>	<b>Notre Dame</b>	<b>NFL Exp: 7</b>
<b>Ht: 6-6</b>	<b>Wt: 255</b>	<b>Born: 2/2/53</b>	<b>How Acq: D1a-75</b>



**PRO:** Incredibly in 1980, Mike Fanning had 10 quarterback sacks — a personal high — while starting only three games during the season. His sack total was second highest on the club that led the NFC in QB sacks (56) for the second straight year. In addition, Fanning was second in tackles among the defensive linemen, had 2 forced fumbles and a fumble recovery. In 1979, Fanning became a starter when Cody Jones went out with a preseason injury, and the veteran from Notre Dame was credited with 8 quarterback

sacks. Fanning was the first of three first-round picks by the Rams in 1975, and after recovering from a preseason ankle injury, he played in eight regular season and two postseason games. In 1976, Fanning played mostly on special teams but did manage to notch 4 QB sacks. Fanning was hampered by shoulder injuries in 1977 and became a starter the last two games of 1978 when Larry Brooks was injured. Fanning played the entire '78 playoff game against Minnesota, except for the first series, and started in the NFC title game against Dallas.

**COLLEGE:** Fanning played both defensive tackle and defensive end at Notre Dame and was named All-America by The Sporting News, Walter Camp Foundation, Time magazine, NEA and AP (second team). Fanning also wrestled at Notre Dame, finishing second in the NCAA tournament.

**PERSONAL:** Michael LaVern Fanning was born in Mt. Clemens, Mich., and attended Edison High in Tulsa, Okla., where he was an all-state football player. Mike is single and lives on his farm in Inola, Okla.

**Games Played, Started:** 1975(8,0), 1976(14,0), 1977(14,0), 1978(16,2), 1979(16,16), 1980(15,3).

<b>France, Doug</b>	<b>T</b>	<b>Ohio State</b>	<b>NFL Exp: 7</b>
<b>Ht: 6-5</b>	<b>Wt: 275</b>	<b>Born: 4/26/53</b>	<b>How Acq: D1c-75</b>



**PRO:** A solid performer on what may be one of the best offensive lines in the NFL, Doug France again will be a difficult obstacle for defensive linemen to circumvent in 1981 even though he underwent offseason surgery to repair a torn rotator cuff in his right shoulder. France started all 16 games at left tackle in 1980 and played well enough to be named All-NFC by Pro Football Weekly and All-NFC (second team) by UPI. In 1979, France was hampered by an elbow injury but still started 13 games and

his efforts earned him the NFL Players Association award as the NFC's Best Offensive Lineman. In France's five years as the starting left tackle, the Rams have had three 1,000-yard rushers. Nicknamed "Bubba," France was the third of three first-round draft picks by the Rams in 1975. He played in all 14 games as a rookie, starting one. France became a starter in 1976 as the Rams led the NFC in rushing that year and finished second in 1977. In '77, France was voted to his first Pro Bowl even after undergoing preseason knee surgery. In 1978, he was again voted to the NFC Pro Bowl squad and was accorded All-NFL honors by AP and NEA (second team).

**COLLEGE:** A member of Ohio State's Big 10 champion in 1974, France played three seasons for the Buckeyes. A tight end his senior year, France was named second team All-America by NEA, honorable mention All-America by Time magazine and All-Big 10 by AP.

**PERSONAL:** Frederick Douglas France, Jr., was born in Dayton, Ohio, and attended Colonial White High in that city where he competed in football, wrestling and track. Doug and wife Laura live in Fountain Valley, Ca., with children Kristin (9/25/75) and Jason (12/13/77). Doug pursued an acting career and took business classes in the offseason.

**Games Played, Started:** 1975(14,1), 1976(14,14), 1977(13,13), 1978(16,16), 1979(16,13), 1980(16,16).

**Guman, Mike**

**FB**

**Penn State**

**NFL Exp: 2**

**Ht: 6-2**

**Wt: 210**

**Born: 4/21/58**

**How Acq: D6-80**

**PRO:** Though he didn't start a game in his rookie season, Mike Guman made a strong impression as he rushed for 410 yards on 100 carries and scored 4 touchdowns. Guman also caught 14 passes for 131 yards (9.4 avg.) and his longest was a 41-yarder in the Rams' 31-17 win over San Francisco. Guman's best rushing performance occurred in Buffalo on a cold, wet day as he gained 87 yards on 18 carries (4.8 avg.) and scored a touchdown. A sixth-round draft pick of the Rams in '80, Guman returned 2 punts for 6 yards and returned 2 kickoffs for 25 yards.



**COLLEGE:** A four-year letterman at Penn State, Guman played defensive back, tailback, wide receiver and tailback. He had 19 career TDs by rushing, receiving and punt returns. He played in the East-West Shrine Game and Japan Bowl, plus was a pitcher on the baseball team. He graduated with a marketing degree.

**PERSONAL:** Michael Donald Guman was born in Allentown, Pa., and attended Bethlehem (Pa.) Catholic High. He and wife Karen live in Bethlehem.

#### GUMAN'S RAM STATISTICS

Year	Rushing					Pass Receiving				
	No.	Yds.	Avg.	LG	TD	No.	Yds.	Avg.	LG	TD
1980 . . . . .	100	410	4.1	17	4	14	131	9.4	41	0

**Games Played, Started:** 1980(16,0).

**Haden, Pat**  
**Ht: 5-11**

**QB**  
**Wt: 185**

**USC**  
**Born: 1/23/53**

**NFL Exp: 6**  
**How Acq: D7-75**



**PRO:** Pat Haden will approach each game in 1981 with the same winning desire and gentlemanly demeanor that has embodied his NFL career. Haden's class was never more tested than in 1980 when, after starting at quarterback on opening day, a broken right index finger forced him to a backup role for the rest of the season. He played minimally, completing 19 of 41 passes for 185 yards. In 1979, a broken right little finger ended Haden's season in Week No. 10 when he got it caught in a seam of Seattle's artificial turf.

Ironically, Haden was having a great day against the Seahawks, completing 17 of 21 passes with 2 TDs, including a club-record 13 straight completions. Aside from his hand injuries, Haden does one thing extremely well: win. In his 44 regular season starts, the Rams are 30-13-1. A seventh-round draft pick in 1975, Haden played that year in the WFL. He began his winning ways in 1976 when his first NFL pass turned into a 47-yard touchdown. He led the Rams to the NFC title game after the team had won the NFC West title, and he was voted Outstanding Rookie by Ye Old Rams. In 1977,





Haden ranked No. 2 in NFL pass ratings, had an NFL-low 6 interceptions and threw 106 straight passes without an interception. He was voted to his first Pro Bowl after the '77 season and was named the club's MVP by Ye Old Rams. In 1978, he again quarterbacked the team to the NFC title game after winning the NFC West title. He set then-club records in '78 for pass attempts (444), completions (229) and yardage (2,995), and was named NFC Player of the Year by the Washington D.C. Touchdown Club.

**COLLEGE:** Haden played in USC's three consecutive Rose Bowl appearances including the 18-17 thriller over Ohio State in the 1975 game. Pat's USC totals include 241 completions in 468 attempts for 3,288 yards and 33 touchdowns. He was Academic All-America and played in the Hula Bowl.

**PERSONAL:** Patrick Capper Haden was born in Westbury, N.Y., and grew up in West Covina, Ca. He attended Bishop Amat High where he set numerous prep passing records. Having completed his studies at Oxford, the Rhodes Scholar attends Loyola Law School in the offseason. He is the Southern California Chairman of the Crippled Children's Society and is on the board of directors for the South Pasadena YMCA. Pat and wife Cindy live in San Marino, Ca., with children Natalie (11/13/78), Kelly (1/23/80) and Ryan Steward (5/23/81).

#### HADEN'S RAM STATISTICS

##### Passing

Year	Att.	Comp.	Yds.	Pct.	Avg./	TD	Pct.	Int.	Pct.	LG	Rtg.
1976	105	60	896	57.1	8.53	8	7.6	4	3.8	65	94.7
1977	216	122	1551	56.5	7.18	11	5.1	6	2.8	58	84.4
1978	444	229	2995	51.6	6.75	13	2.9	19	4.3	68	65.0
1979	290	163	1854	56.2	6.39	11	3.8	14	4.8	50	68.2
1980	41	19	185	46.3	4.51	0	0.0	4	9.8	23	19.9
<b>Total</b>	<b>1096</b>	<b>593</b>	<b>7481</b>	<b>54.1</b>	<b>6.83</b>	<b>43</b>	<b>3.9</b>	<b>47</b>	<b>4.3</b>	<b>68</b>	<b>70.7</b>

##### Rushing

Year	No.	Yds.	Avg.	LG	TD
1976	25	84	3.4	16	4
1977	29	106	3.7	23	2
1978	33	206	6.2	24	0
1979	16	97	6.1	17	0
1980	0	0	0.0	0	0
<b>Total</b>	<b>103</b>	<b>493</b>	<b>4.8</b>	<b>24</b>	<b>6</b>

#### HADEN'S KEY GAMES PASSING

Date	Opp.	Att.	Comp.	Yds.	Pct.	Int.	LG	TD
12/11/78	Cincinnati	33	16	283	48.5	1	52	0
10/28/79	New York Giants	35	20	282	57.1	4	22	2
11/19/78	at San Francisco	25	17	267	68.0	0	47	2
10/30/77	at New Orleans	26	17	261	65.4	0	58	2
10/21/79	San Diego	30	17	248	56.7	3	49	1
9/ 6/79	at Denver	32	23	191	71.9	0	21	0
11/ 4/79	at Seattle	21	17	172	81.0	0	50	2

**Games Played, Started:** 1976(10,7), 1977(12,10), 1978(16,16), 1979(10,10), 1980(4,1).

**Hare, Eddie****Ht: 6-4****P****Wt: 209****Tulsa****Born: 5/30/57****NFL Exp: 2****How Acq: FA-81**

**PRO:** Eddie Hare will be battling for the Rams' punting job in 1981, and the second-year man from Tulsa does have experience as an NFL punter. Hare was a fourth-round draft choice of the New England Patriots in 1979 and won the punting job that year. He punted 83 times for a 36.6 average with a long of 58 yards in '79. Hare was waived by the Patriots before the 1980 season and was signed by the Rams on Feb. 20, 1981.

**COLLEGE:** A three-year letterman at Tulsa, Hare was twice named All-Missouri Valley Conference as a punter. His career punting average of 41.9 yards is a school record. He also lettered in baseball.

**PERSONAL:** Edward Everett Hare was born in Ulysses, Kan., and attended Kilgore (Tex.) High. Eddie and wife Debra Lee live in Oklahoma City, Okla.

#### HARE'S NFL PUNTING STATISTICS

Year	Club	No.	Yds.	Avg.	TB	In 20	LG	Blk.
1979	New England	83	3038	36.6	11	20	58	1
1980	.....							

Did Not Play

**Games Played, Started:** 1979(16,0), 1980(0,0).

**Harrah, Dennis****Ht: 6-5****G****Wt: 250****Miami (Fla.)****Born: 3/9/53****NFL Exp: 7****How Acq: D1b-75**

**PRO:** Despite a slow start in 1980, Dennis Harrah finished with a flurry. After a contract dispute, Harrah joined the Rams in Week No. 2 and was a backup until Doug Smith suffered a knee injury in Week No. 8. Harrah contributed greatly as a starter while the Rams went on to lead the NFL in rushing with 2,799 yards. For his efforts, he was voted to his third straight Pro Bowl appearance and was named All-NFC (second team) by UPI. In 1979, Harrah (pronounced Hair'-uh) suffered a fractured right fibula in Week No. 2 against Denver, but missed only three games. He was named All-NFC by Pro Football Weekly to go along with his selection to the NFC Pro Bowl squad. The second of three first-round picks by the Rams in 1975, Harrah was a backup guard that year. "Herk" (short for Hercules) became the starter in 1976 then missed half of the 1977 season with a knee injury. In 1978, Harrah missed one game with an ankle injury but was voted to start in his first Pro Bowl and was accorded All-NFC honors by Pro Football Weekly and UPI.

**COLLEGE:** The Sporting News and Time magazine named Harrah All-America and the AP voted him second team following his college career. He played in the Hula Bowl and Senior Bowl.

**PERSONAL:** Dennis Wayne Harrah was born in Charleston, W. Va., and attended Stonewall Jackson High in that city where he competed in football and wrestling. Single, Dennis lives in Surfside, Ca., and owns a night spot in Long Beach called Legends.

**Games Played, Started:** 1975(14,0), 1976(14,14), 1977(8,8), 1978(15,15), 1979(13,12), 1980(15,8).

**Harris, Joe**  
**Ht: 6-1**

**LB**  
**Wt: 222**

**Georgia Tech**  
**Born: 12/6/51**

**NFL Exp: 6**  
**How Acq: FA-79**



**PRO:** Joe Harris was an important part of the Rams' pass rush in 1980 to the extent that his 5 quarterback sacks was the most by a Ram linebacker. Harris primarily played on passing situations and his quickness was instrumental in helping the club set a record of 56 QB sacks in a season. Harris' most notable sack came during the overtime period of the Rams' 20-17 win against Atlanta. Harris sacked the Falcon quarterback and caused a fumble that was recovered by the Rams, setting up the winning field goal. Harris

started at right linebacker in the opener against Detroit and started at left linebacker in Week No. 15 against Dallas because of an injury to Jim Youngblood. A special teams captain, too, Harris had 2 fumble recoveries and 2 forced fumbles in '80. Harris was a solid special teams player after being signed three weeks into the 1979 season. Harris was with Minnesota for the first two weeks of '79 before being waived and signed by the Rams before Week No. 4. Harris then scored a TD on a 51-yard blocked punt return against the Vikings in Week No. 14. An eighth-round draft pick of Chicago in 1975, Harris played 11 games before being released. He finished the year in the CFL and remained there in 1976. He played with Washington in 1977 and was traded to San Francisco in 1978. After the '78 season, Harris was released and signed by Minnesota.

**COLLEGE:** A three-year letterman at Georgia Tech, Harris was the defensive captain and was named All-America his senior year. He graduated with a B.A. in industrial management.

**PERSONAL:** Joseph Alexander Harris was born in Fayetteville, N.C., and attended E.E. Smith High in that city where he competed in football, basketball and track. Single, Harris lives in Fayetteville and serves as a lawyer's assistant during the offseason.

**Games Played, Started:** 1975(11), 1977(11,0), 1978(16,16), 1979(15,0), 1980(16,2).

**Hicks, Victor**  
**Ht: 6-3**

**TE**  
**Wt: 245**

**Oklahoma**  
**Born: 1/19/57**

**NFL Exp: 2**  
**How Acq: D5-79**

**PRO:** In his first NFL season, Victor Hicks was thrust into the role of starting tight end in Week No. 3 after Terry Nelson was sidelined with an injury. Hicks responded by catching 23 passes for 318 yards (13.8 avg.) and 3 touchdowns. His first NFL touchdown came on a 32-yard pass in the Rams' loss to Miami, and Hicks had his best day against the New York Jets when he caught 4 passes for 45 yards in L.A.'s 38-13 win. Hicks also had one carry for 19 yards. Hicks was a fifth-round draft pick of the Rams in 1979 but spent that season on injured reserve with an Achilles tendon injury.

**COLLEGE:** In his four years at Oklahoma, Hicks had just 15 pass catches, but



averaged 20.8 yards per catch. He scored 8 touchdowns. After his senior season, Hicks played in the Challenge Bowl.

**PERSONAL:** Victor Lonell Hicks was born in Lubbock, Tex., and attended Lubbock Estacado High where he competed in football, basketball and track. Single, Victor lives in Norman, Okla.

#### HICKS' RAM STATISTICS

Year	Pass Receiving					Rushing				
	No.	Yds.	Avg.	LG	TD	No.	Yds.	Avg.	LG	TD
1980	23	318	13.8	32t	3	1	19	19.0	19	0

**Games Played, Started:** 1979(0,0), 1980(16,14).

**Hill, Drew**  
**Ht: 5-9**

**WR-KR**  
**Wt: 170**

**Georgia Tech**  
**Born: 10/5/56**

**NFL Exp: 3**  
**How Acq: D12-79**



**PRO:** With a solid corps of receivers, the Rams spread the wealth among the group very evenly in 1980. Drew Hill did not start a game in '80 but demonstrated his explosive talent quite well by leading the Rams with an average of 21.9 yards per catch. He had 19 receptions for 416 yards and 2 TDs, and twice had over 100 yards receiving in a game. His longest reception was a 74-yard TD in L.A.'s loss to Atlanta. Also in '80, Hill returned 43 kickoffs (club record) for a 20.5 average. His 98-yard return for a TD on

the season's opening kickoff against Detroit was the club's first kickoff return for a touchdown since 1976. Hill was a 12th-round pick of the Rams in 1979 when he started four games and returned kickoffs. He caught 4 passes for 94 yards in '79, including a 17-yard TD against Seattle. He also had a 28-yard reception in Super Bowl XIV.

**COLLEGE:** Hill lettered four years at Georgia Tech and led the nation in kickoff returns (30.0 avg.) his senior year. He caught 56 passes in his career and returned 84 kickoffs for a 28.1 average. He also played in the Japan Bowl.

**PERSONAL:** Andrew Hill was born and raised in Newnan, Ga., where he competed in football, basketball, baseball and track at Newnan High. Drew is single and lives in College Park, Ga. In the offseason, Drew earned his degree in industrial management from Georgia Tech.

#### HILL'S RAM STATISTICS

Year	Pass Receiving					Kickoff Returns				
	No.	Yds.	Avg.	LG	TD	No.	Yds.	Avg.	LG	TD
1979	4	94	23.5	43	1	40	803	20.1	39	0
1980	19	416	21.9	74t	2	43	880	20.5	98t	1
<b>Total</b>	<b>23</b>	<b>510</b>	<b>22.2</b>	<b>74t</b>	<b>3</b>	<b>83</b>	<b>1683</b>	<b>20.3</b>	<b>98t</b>	<b>1</b>

#### HILL'S 100-YARD RECEIVING GAMES

Date	Opp.	No.	Yds.	Avg.	LG	TD
10/26/80	at Atlanta	3	117	39.0	74t	1
9/28/80	at New York Giants	2	109	54.5	60	0

**Games Played, Started:** 1979(16,4), 1980(16,0).



**Hill, Kent**

**G**

**Georgia Tech**

**NFL Exp: 3**

**Ht: 6-5**

**Wt: 260**

**Born: 3/7/57**

**How Acq: D1b-79**

**PRO:** Kent Hill's future is nothing but bright, especially after his first full season as a starter in 1980. The Rams' left guard used his impressive size and speed to help the Rams lead the NFL in rushing with 2,799 yards. For his efforts, Hill was voted to his first Pro Bowl and was accorded All-NFL honors by Pro Football Weekly and AP (second team). Also he was named All-NFC by UPI and Pro Football Weekly. The second of two first-round picks by the Rams in 1979, Hill became the starting left guard in Week No. 8 because of injuries to a variety of linemen. His consistent performance was evidenced by his being guilty of only one holding penalty in '79 and his strong showing earned him all-rookie honors from Football Digest.



Ye Old Rams named him Outstanding Rookie and he received the inaugural Carroll Rosenbloom Memorial Award, emblematic of the club's Rookie of the Year as voted by the Orange County Sportswriters Assn. and the Southern California Sports Broadcasters Assn.

**COLLEGE:** An honorable mention All-America at Georgia Tech, Hill lettered three seasons. Hill graduated with a degree in industrial management and played in the Senior Bowl.

**PERSONAL:** Kent Angelo Hill was born in Americus, Ga., and attended Americus High where he competed in football, basketball and track. Kent is single and lives in Atlanta, Ga. He is vice president of player relations for Anaheim Land Corporation.

**Games Played, Started:** 1979(16,9), 1980(16,16).

**Horton, Greg**  
**Ht: 6-4**

**G-C**

**Colorado**

**NFL Exp: 6**

**Wt: 240**

**Born: 1/1/51**

**How Acq: FA-80**



**PRO:** Greg Horton returned to the Rams when he was signed as a free agent Nov. 19, 1980. Horton appeared in three games during the remainder of the season as a backup guard-center and on special teams. A third-round draft choice of the Chicago Bears in 1974, Horton was traded to the Rams for two 1975 draft picks. Injuries prevented him from playing in '74 and '75, but he played on special teams for the Rams in 1976. In 1977, Horton started six games at guard for the Injured Dennis Harrah and was traded to Tampa Bay after two weeks of the 1978 season. He was a starting guard for Tampa Bay in '78 and '79, including the NFC title game against the Rams. He was waived by the Buccaneers before the '80 season began.

**COLLEGE:** Horton was selected All-Big 8 as a senior at Colorado where he played both guard and tackle. He played in the East-West Shrine Game and Senior Bowl.

**PERSONAL:** Gregory Keith Horton was born in San Bernardino, Ca., and attended Redlands (Ca.) High. Greg and wife Shirley live in Redlands with children Shane (4/14/69) and Mackensey (3/28/80).

**Games Played, Started:** 1974(0,0), 1975(0,0), 1976(14,0), 1977(14,6), 1978(16,10), 1979(16,16), 1980(3,0).

**Irvin, LeRoy**  
**Ht: 5-11**

**CB-PR**

**Kansas**

**NFL Exp: 2**

**Wt: 183**

**Born: 9/15/57**

**How Acq: D3b-80**



**PRO:** In his rookie year, LeRoy Irvin returned punts and played backup cornerback. However, Irvin did start the final two regular season games and the playoff game against Dallas because of an injury to Pat Thomas. In '80, Irvin had 42 punt returns for 296 yards (7.0 avg.) with a long of 26 against Tampa Bay. His first NFL interception came in the Rams' 17-14 win over New England. He intercepted another in L.A.'s 38-14 Monday night win over Dallas, plus he grabbed another in the playoff loss to Dallas. He also

was credited with a kickoff return for 5 yards. Irvin was a third-round draft pick of the Rams in 1980 and looks to have a solid future in the NFL.

**COLLEGE:** A four-year letterman at Kansas, Irvin had 10 career interceptions and had a career punt return average of 10.8 yards with 2 touchdowns. He was named All-Big 8 (second team) by AP and UPI his senior season.

**PERSONAL:** LeRoy Irvin, Jr., was born in Fort Dix, N.J., and attended Glenn Hills High in Augusta, Ga. LeRoy and wife Roxanne live in Augusta with son LeRoy III (2/10/80).

#### IRVIN'S RAM STATISTICS

Year	Pass Interceptions					Punt Returns					
	No.	Yds.	Avg.	LG	TD	No.	FC	Yds.	Avg.	LG	TD
1980	2	80	40.0	80	0	42	7	296	7.0	26	0

**Games Played, Started:** 1980(16,2).

**Johnson, Johnnie**

**S**

**Texas**

**NFL Exp: 2**

**Ht: 6-1**

**Wt: 185**

**Born: 10/8/56**

**How Acq: D1-80**

**PRO:** Johnnie Johnson more than equaled the expectations of a No. 1 draft pick with his outstanding play in 1980.

In his rookie season, Johnson started all 16 games at strong safety and grabbed his first NFL interception in Week No. 3 against Green Bay. It was noteworthy, too, because he returned it 99 yards for a score, the longest interception return in club history. Johnson led the team with 37 passes defensed and was tops with 4 fumble recoveries. He was a consensus all-rookie, receiving honors from UPI, Pro Football Weekly and Football Digest. In addition, he won the Carroll Rosenbloom Memorial Award, emblematic of the club's Rookie of the Year as voted by the Orange County Sportswriters Assn. and the Southern California Sports Broadcasters Assn. Ye Old Rams named him Rookie of the Year. Johnson was the 15th player selected in the 1980 draft.



**COLLEGE:** A four-year letterman at Texas, Johnson had 13 career interceptions (returning one for a TD) and had an 8.8 punt return average with a TD. He was named All-America by AP, UPI, NEA, Football Coaches and Football Writers.

**PERSONAL:** Johnnie Johnson, Jr., was born in La Grange, Tex., and attended La Grange High. Single, Johnson lives in Huntington Beach, Ca., and is pursuing a sociology degree at Cal State Long Beach.

#### JOHNSON'S RAM STATISTICS

Year	Pass Interceptions					Punt Returns					
	No.	Yds.	Avg.	LG	TD	No.	FC	Yds.	Avg.	LG	TD
1980	3	102	34.0	99+	1	1	4	3	3.0	3	0

**Games Played, Started:** 1980(16,16).

**Jones, Cody**  
**Ht: 6-5**

**DE**  
**Wt: 255**

**San Jose State**  
**Born: 5/3/51**

**NFL Exp: 7**  
**How Acq: D5-73**



**PRO:** Cody Jones returned to his defensive tackle spot in 1980 after spending the 1979 season on injured reserve with a ruptured Achilles tendon. Jones started 15 games at left tackle and was credited with 4 quarterback sacks. He led the defensive line by knocking down 4 passes and he also had a forced fumble. In 1981, Jones will move to defensive end, according to Head Coach Ray Malavasi. A fifth-round draft pick of the Rams in 1973, Jones spent that season on the ready reserve, then played 12 games in 1974.

In 1975, Jones started six regular season and two playoff games because of injuries to other linemen, and he returned to a backup role in 1976. Jones became a starter in 1977, replacing the retired Merlin Olsen. His best day came that year against Tampa Bay when he made 6 tackles,  $2\frac{1}{2}$  quarterback sacks and knocked down 2 passes. Jones'  $7\frac{1}{2}$  quarterback sacks in 1978 was second on the club, and when Larry Brooks was unable to play in the Pro Bowl, Jones was selected to replace him. In the final preseason game of '79, Jones suffered his Achilles tendon injury.

**COLLEGE:** Before transferring to San Jose State, Jones played at Trinidad (Colo.) State JC where he was an all-conference defensive tackle. He also played basketball. Following his senior year he participated in the East-West Shrine Game.

**PERSONAL:** Cody C. Jones was born in San Francisco where he attended Mission High. He, wife Nina and son Cody Jr. (10/14/79) live in Huntington Beach, Ca.

**Games Played, Started:** 1973(0,0), 1974(12,1), 1975(14,6), 1976(14,0), 1977(14,14), 1978(16,16), 1979(0,0), 1980(15,15).

**Lee, Bob**  
**Ht: 6-2**

**QB**  
**Wt: 190**

**Pacific**  
**Born: 8/7/46**

**NFL Exp: 13**  
**How Acq: FA-79**



**PRO:** Bob Lee appeared in only one game in 1980, contrasting to the playing time he saw as a backup quarterback in 1979. With Pat Haden out for the year and Vince Ferragamo still not recovered from an injury, the Rams signed Lee before Week No. 11 of the '79 season. Coming off the bench that week against Chicago, Lee nearly pulled out a win. Against San Francisco, Lee did throw the winning pass — a 30-yarder — and against his former team, Minnesota, Lee threw a 41-yard TD pass and

directed the winning drive in the Rams' 27-21 overtime win. A 17th-round draft pick of the Vikings in 1968, Lee played in Minnesota from 1969 to 1972. He was traded to Atlanta where he played in 1973 and 1974 before being released. The Vikings signed Lee again and he played in Minnesota for four more years, 1975-78. In 1977, Lee started for the Vikings in the "Mud Bowl" playoff game against the Rams, leading Minnesota to a 14-7 win. Lee also appeared in Super



Bowls IV and XI with the Vikings. His career rushing statistics are 92 carries for 197 yards (2.1 avg.) and 3 TDs. He has punted 156 times for an average of 39.7 yards.

**COLLEGE:** After two years at City College of San Francisco where he was a teammate of O.J. Simpson, Lee attended University of the Pacific. He graduated with a master's degree in physical education.

**PERSONAL:** Robert Melville Lee was born in Columbus, Ohio, and grew up in San Francisco, Ca., where he attended Lowell High. He and wife Janice live in San Francisco with son Matthew (9/17/79) and daughter Jennifer Anne (5/30/80). Bob is president of Legion Properties, Inc.

#### LEE'S NFL STATISTICS

Passing													
Year	Club	Att.	Comp.	Yds.	Pct.	Avg./		Pct.		Int.	Pct.	LG	Rtg.
						TD		TD					
1969	Minnesota . . . . .	11	7	79	63.6	7.18	1	9.0	0	0.0	30	115.0	
1970	Minnesota . . . . .	79	40	610	50.6	7.72	5	6.3	5	6.3	52	71.2	
1971	Minnesota . . . . .	90	45	598	50.0	6.64	2	2.2	4	4.4	51	60.4	
1972	Minnesota . . . . .	6	3	75	50.0	12.50	1	16.7	0	0.0	63	135.0	
1973	Atlanta . . . . .	230	120	1786	52.2	7.77	10	4.3	8	3.5	57	77.7	
1974	Atlanta . . . . .	172	78	852	45.3	4.95	3	1.7	14	8.1	52	32.4	
1975	Minnesota . . . . .	14	5	103	35.7	7.36	2	14.3	1	7.1	331	72.5	
1976	Minnesota . . . . .	30	15	156	50.0	5.20	0	0.0	2	6.7	21	37.5	
1977	Minnesota . . . . .	72	42	522	58.3	7.25	4	5.6	4	5.6	481	76.2	
1978	Minnesota . . . . .	4	2	10	50.0	2.50	0	0.0	1	25.0	6	16.7	
1979	Los Angeles . . . . .	22	11	243	50.0	11.05	2	9.1	1	4.5	411	101.4	
1980	Los Angeles . . . . .	0	0	0	0.0	0.00	0	0.0	0	0.0	0		
Total		730	368	5934	50.4	6.90	30	4.1	40	5.5	63	63.6	

**Games Played, Started:** 1969(14), 1970(6), 1971(14), 1972(2), 1973(12), 1974(9), 1975(4), 1976(4), 1977(5,4), 1978(3,0), 1979(3,0), 1980(1,0).

**McGlasson, Ed**      **C**  
**Ht: 6-4**      **Wt: 260**

**Youngstown State**  
**Born: 7/11/56**

**NFL Exp: 2**  
**How Acq: FA-80**

**PRO:** Ed McGlasson was signed by the Rams on Nov. 12, 1980, as a backup center and kick snapper. In his first game as a Ram against the New England Patriots, McGlasson suffered a knee injury that required surgery and he spent the remainder of the '80 season on the injured reserve list. McGlasson was a 10th-round draft pick of the New York Jets in 1979 and suffered a preseason knee injury that resulted in his being placed on injured reserve for nine weeks. McGlasson played in seven games for the Jets in '79, handling the snapping chores.



**COLLEGE:** A four-year letterman at Youngstown State, McGlasson was the conference lineman of the year and team MVP his senior season. He was selected to the Coaches All-America team and was twice a small college All-America (second team).

**PERSONAL:** Edward Tandy McGlasson was born in Annapolis, Md., and

attended Bullis Prep in Potomac, Md., where he competed in football, wrestling, baseball and tennis. Ed is single and spent the offseason rehabilitating his knee.

**Games Played, Started:** 1979(7,0), 1980(1,0).

**Miller, Willie**  
**Ht: 5-9**

**WR**  
**Wt: 176**

**Colorado State**  
**Born: 4/26/48**

**NFL Exp: 6**  
**How Acq: FA-77**



**PRO:** Over one-third of Willie Miller's catches in 1980 were touchdowns as he led the club with 8 TD receptions. Miller averaged a solid 16.3 yards per catch in '80, and twice he had 2 TDs in a game. Miller's play was welcomed after he missed virtually all of 1979 with a knee injury suffered in Week No. 3. In 1978, Miller had his best year ever, leading the Rams with 50 catches for 767 yards (15.3 avg.) and 5 touchdowns. Also in '78, Miller had his best day ever with 6 catches for 105 yards against Tampa Bay. A 12th-round

draft pick of Houston in 1975, Miller was traded almost immediately to Cleveland for a draft choice. As a backup wide receiver, Miller caught 7 passes and also threw a 26-yard TD pass against Minnesota. In 1976, he played six games before being released. He was signed by the Rams in 1977 but missed that season because of a preseason elbow injury.

**COLLEGE:** Because of service in Vietnam, Willie Miller was a late starter at Colorado State where he became the school's all-time receiver and holder of every receiving record. He set an NCAA mark with a 22.5 season average in 1974.

**PERSONAL:** Willie T. Miller was born in Birmingham, Ala., and attended Hooper City High in Sayerton, Ala. While serving with the U.S. Army in Vietnam, Miller was awarded the Purple Heart, Silver Star and the Soldier's Medal. Miller is single and lives in Fort Collins, Colo. He sells real estate in the offseason.

#### MILLER'S NFL STATISTICS

##### Pass Receiving

Year	Club	No.	Yds.	Avg.	LG	TD
1975	Cleveland	7	57	8.1	17	0
1976	Cleveland	0	0	0.0	0	0
1977	Did Not Play					
1978	Los Angeles	50	767	15.3	52	5
1979	Los Angeles	8	111	13.9	23	1
1980	Los Angeles	22	358	16.3	45	8
<b>Total</b>		<b>87</b>	<b>1293</b>	<b>14.9</b>	<b>52</b>	<b>14</b>

**Additional career statistics:** 15 punt returns for 69 yards (4.6 avg.) with a long of 23; 5 kickoff returns for 94 yards (18.8 avg.) with a long of 38; 1 of 1 passing for 26 yards and 1 touchdown.

**Games Played, Started:** 1975(14,0), 1976(6,0), 1977(0,0), 1978(16,14), 1979(3,3), 1980(16,1).

**Moore, Jeff****WR****Tennessee****NFL Exp: 2****Ht: 6-1****Wt: 195****Born: 3/2/57****How Acq: D3a-79**

**PRO:** In his first NFL season, Jeff Moore appeared in 14 games as a backup wide receiver and he totaled 10 catches for 168 yards and a touchdown. Moore's first NFL touchdown came on a 19-yard pass in the Rams' 45-31 win over New Orleans. His longest reception was a 37-yarder made in the Rams' 48-26 win over San Francisco. Moore also played on special teams in '80. A third-round pick of the Rams in 1979, Moore spent that season on injured reserve because of a hamstring injury.



**COLLEGE:** Moore was a wide receiver for three of his four seasons at Tennessee, finishing with career totals of 46 catches for 799 yards (17.4 avg.) and 4 TDs. As a defensive back his sophomore season, Moore had 2 interceptions.

**PERSONAL:** Jeffrey Bernard Moore was born in Memphis, Tenn., and attended Fairley High in that city. Jeff and wife Vanessa live in Anaheim, Ca., and in the offseason, Jeff worked for Herbert Hawkins Realty and Anaheim Land Corporation.

**MOORE'S RAM STATISTICS****Pass Receiving**

Year	No.	Yds.	Avg.	LG	TD
1980	10	168	16.8	37	1

**Games Played, Started:** 1979(0,0), 1980(14,0).

**Murphy, Phil****DT****South Carolina State****NFL Exp: 2****Ht: 6-5****Wt: 290****Born: 9/26/57****How Acq: D3c-80**

**PRO:** Phil Murphy spent his rookie season of 1980 playing backup defensive tackle and contributing to the special teams. Appearing in all 16 regular season games, Murphy did get credit for a forced fumble and  $\frac{1}{2}$  quarterback sack. Ram coaches believe Murphy has a bright future in the NFL. He was a third-round draft choice of the Rams in '80.

**COLLEGE:** Murphy was named third team Little All-America by AP after his senior season at South Carolina State. He was the Washington Pigskin Club's Mid-Eastern Athletic Conference Player of the Year and appeared in the Senior Bowl. Also, he was an All-America in the shot put.

**PERSONAL:** Philip John Murphy was born in New London, Conn., and attended Xavier High in Middletown, Conn., where he was an all-state performer in the shot put. Murphy is single and lives in Middletown.



**Games Played, Started:** 1980(16,0).

**Pankey, Irv**  
**Ht: 6-4**

**T**  
**Wt: 267**

**Penn State**  
**Born: 2/15/58**

**NFL Exp: 2**  
**How Acq: D2-80**



**PRO:** Irv Pankey saw duty on special teams in 1980, but did start at right tackle for the Rams in Week No. 7 against San Francisco when Jackie Slater was out with an injury. The Ram offensive line allowed just one quarterback sack in the 31-17 win, proving that Pankey is a solid backup on one of the NFL's finest offensive lines. A second-round pick of the Rams in '80, Pankey appears to have a bright future in the NFL, according to Ram coaches.

**COLLEGE:** Pankey went to Penn State as a linebacker, played tight end as a junior (10 catches for 105 yards) and moved to offensive tackle his senior year. He was named second team All-America by NEA, and All-East by AP and the New York Times. He played in the East-West Shrine Game and the Japan Bowl.

**PERSONAL:** Irvin Lee Pankey was born in Aberdeen, Md., and attended Aberdeen High where he competed in football, wrestling and track. Irv is single and lives in Huntington Beach, Ca.

**Games Played, Started:** 1980(16,1).

**Peacock, Elvis**  
**Ht: 6-1**

**HB**  
**Wt: 215**

**Oklahoma**  
**Born: 11/7/56**

**NFL Exp: 3**  
**How Acq: D1-78**



**PRO:** Injuries continued to hamper Elvis Peacock's performance in 1980 as the speedster went down with a knee injury in Week No. 14 against Buffalo. To that point, Peacock had demonstrated his explosive talents by rushing for 3 TDs in a game against the Giants and turning a short pass into a 59-yard TD against New Orleans. He ended the '80 season with 164 carries for 777 yards (4.7 avg.) and a club-high 7 TDs. He also had 25 receptions for 213 yards (8.5 avg.) and 2 TDs. In '80, Peacock had two

100-yard rushing games against San Francisco (114 yards) and the New York Jets (152 yards). His performance against the Jets was the highest by a Ram runner all season. The Rams' first-round pick in 1978, Peacock has since discovered injuries to be a bigger obstacle than defensive linemen. He suffered a knee injury in the '78 preseason that forced him to miss the season, and he began to display his talents in 1979 until a broken ankle sidelined him in Week No. 11. He finished the '79 season with 51 carries for 224 yards (4.3 avg.), and he caught 21 passes.

**COLLEGE:** Named honorable mention All-America after his senior season, Peacock averaged 6.2 yards per rush while at Oklahoma. He gained 2,093 yards on 337 carries and scored 29 touchdowns.

**PERSONAL:** Elvis Zaring Peacock was born in Miami, Fla., and attended Miami Central High where he competed in football, track and basketball. Elvis, wife Barbara and children Anitra (12/22/77) and Elvis II (5/29/81) live in Huntington Beach, Ca.

# PEACOCK'S RAM STATISTICS

Year	Rushing					Pass Receiving				
	No.	Yds.	Avg.	LG	TD	No.	Yds.	Avg.	LG	TD
1979	52	224	4.3	15	0	21	261	12.4	49	0
1980	164	777	4.7	36	7	25	213	8.5	59t	2
<b>Total</b>	<b>216</b>	<b>1001</b>	<b>4.6</b>	<b>36</b>	<b>7</b>	<b>46</b>	<b>474</b>	<b>10.3</b>	<b>59t</b>	<b>2</b>

## PEACOCK'S 100-YARD RUSHING GAMES

Date	Opp.	No.	Yds.	Avg.	LG	TD
11/30/80	New York Jets	19	152	8.0	36	0
10/ 5/80	San Francisco	18	114	6.3	19	0

**Games Played, Started:** 1978(0,0), 1979(11,0), 1980(13,9).



**Perry, Rod**

**Ht: 5-9**

**CB**

**Wt: 180**

**Colorado**

**Born: 9/11/53**

**NFL Exp: 7**

**How Acq: D4-75**

**PRO:** Rod Perry looks to have another stellar season in 1981 if his performance in 1980 is any indication. Starting all 16 games at right cornerback in '80, Perry was second on the club with 5 interceptions for 113 yards, including an 83-yard TD return against Green Bay. The lightning-fast Perry was voted to the Pro Bowl at season's end and was named All-NFC (second team) by UPI. His 22 career interceptions is tied for sixth on the Rams' all-time list. In 1979, Perry missed three games because of a knee injury and subsequently spent four weeks on injured reserve. He returned at the end of the season and appeared in all three playoff games, intercepting a pass in Super Bowl XIV. A fourth-round draft pick in 1975, Perry underwent knee surgery before the season began and was activated after five games. In 1976, Perry became a starter and picked off 8 passes — third best in the NFL — as the Rams led the NFL with 32 thefts. In 1977, he fractured his thumb in the season opener, underwent surgery and played sparingly in five games. In 1978, Perry



intercepted 8 passes (tying him for the club high with Pat Thomas) and returned 3 for TDs, just one shy of the NFL season record. He was named to his first Pro Bowl in '78, along with being named All-NFC by The Sporting News and UPI (second team).

**COLLEGE:** Perry played two years at Colorado after spending his freshman and sophomore seasons at Fresno (Ca.) City College where he was a JC All-America. Perry has long-jumped 24-6.

**PERSONAL:** Rodney Cornell Perry was born in Fresno, Ca., and attended Hoover High in that city. Rod and wife Patrice live in Fresno with son Rod, Jr. (2/1/79).

#### PERRY'S RAM STATISTICS

Year	Pass Interceptions			LG	TD
	No.	Yds.	Avg.		
1975	0	0	0.0	0	0
1976	8	79	9.9	43	0
1977	1	0	0.0	0	0
1978	8	117	14.6	44 1/2	3
1979	0	0	0.0	0	0
1980	5	115	23.0	83 1/2	1
Total	22	311	14.1	83 1/2	4

**Games Played, Started:** 1975(9,0), 1976(14,14), 1977(5,2), 1978(16,16), 1979(9,7), 1980(16,16).

**Rutledge, Jeff**

**Ht: 6-2**

**QB**

**Wt: 202**

**Alabama**

**Born: 1/22/57**

**NFL Exp: 3**

**How Acq: D9-79**



**PRO:** Jeff Rutledge looks to assume the role of backup quarterback in 1981 after having his 1980 season cut short because of mononucleosis. Rutledge appeared in one game in '80, completing 1 of 4 passes for 26 yards against Green Bay. He was placed on injured reserve after Week No. 7 because of mononucleosis. Rutledge was a ninth-round draft pick in 1979 and had his first NFL start against Chicago when injuries sidelined Pat Haden and Vince Ferragamo. The Rams built a 23-14 lead with the help of Rutledge's 18-yard TD pass to Terry Nelson, but the Bears pulled out a 27-23 win. Rutledge saw action against San Diego and Seattle, finishing his rookie season with 13 completions in 32 attempts for 125 yards and 1 touchdown.

**COLLEGE:** A four-year letterman at Alabama, Rutledge was All-SEC his last two years and graduated with a degree in business education. While playing for the Crimson Tide, Rutledge broke Joe Namath's school record by throwing 30 career TD passes. He played in three Sugar Bowls and one Liberty Bowl, as well as appearing in the Senior Bowl and East-West Shrine Game.

**PERSONAL:** Jeffrey Ronald Rutledge was born and raised in Birmingham, Ala., where he played football, baseball and basketball at Banks High in that city. His father, Jack, played for the Chicago Cubs, and Jeff was drafted by the Cubs out of high school but pursued football instead. Jeff and wife Laura live

in Huntington Beach, Ca., with son Jeffrey Brooks (8/17/79) and daughter Christen Leigh (1/16/81).

# **RUTLEDGE'S RAM STATISTICS**

## **Passing**

Year	Att.	Comp.	Yds.	Pct.	Avg./	TD	Pct.	Int.	Pct.	LG	Rtg.
1979	32	13	125	40.6	3.91	1	3.1	4	12.5	22	23.2
1980	4	1	26	25.0	6.50	0	0.0	0	0.0	26	54.2
<b>Total</b>	<b>36</b>	<b>14</b>	<b>151</b>	<b>38.9</b>	<b>4.19</b>	<b>1</b>	<b>2.8</b>	<b>4</b>	<b>11.1</b>	<b>26</b>	<b>21.7</b>

## **Rushing**

Year	No.	Yds.	Avg.	LG	TD
1979	5	27	5.4	14	0
1980	0	0	0.0	0	0
<b>Total</b>	<b>5</b>	<b>27</b>	<b>5.4</b>	<b>14</b>	<b>0</b>

**Games Played, Started:** 1979(3,1), 1980(1,0).

**Saul, Rich**

**C**

**Michigan State**

**NFL Exp: 12**

**Ht: 6-3**

**Wt: 248**

**Born: 2/5/48**

**How Acq: D8-70**

**PRO:** Early in his career, Rich Saul was nicknamed "Supe" — short for Super Sub — because he played a variety of positions. After 11 seasons and 160 straight games played (No. 3 on the club's all-time list), Saul's nickname now stands for Superman and Superstar. The anchor for what may be the best offensive line in football, Saul started all 16 games in 1980 and was accorded All-NFL (second team) honors by AP. He was named All-NFC (second team) by UPI and was voted to his fifth straight Pro Bowl. In addition, the team co-captain was named Outstanding Offensive Lineman by Ye Old Rams for the second straight year. In 1979, Saul was a model of consistency. He was one of only two offensive linemen (the other was Jackie Slater) who started every game and, for his efforts, he was named All-NFC by Pro Football Weekly and was voted Outstanding Offensive Lineman by Ye Old Rams. The Rams' eighth-round pick in 1970, Saul was voted Outstanding Rookie by Ye Old Rams. He played on special teams and showed his versatility by playing backup center, guard and tight end. In 1975, Saul became the starting center and in 1976 was named Outstanding Offensive Lineman by Ye Old Rams. In 1977, Saul was named All-NFC by UPI.

**COLLEGE:** Despite a knee injury that plagued him his senior year at Michigan State, Saul still was named All-Big 10 and Academic All-America as a defensive end and linebacker.

**PERSONAL:** Richard Robert Saul was born in Butler, Pa., and attended Butler High. Rich and wife Eileen live in Newport Beach, Ca., with children Jaime (9/3/77) and Joshua (2/8/80). In the offseason, Rich works for Western Pacific Commercial Brokerage Co., a commercial and industrial real estate firm.

**Games Played, Started:** 1970(14,0), 1971(14,0), 1972(14,0), 1973(14,0), 1974(14,0), 1975(14,14), 1976(14,14), 1977(14,14), 1978(16,15), 1979(16,16), 1980(16,16).



**Slater, Jackie**  
**Ht: 6-4**

**T**  
**Wt: 271**

**Jackson State**  
**Born: 5/27/54**

**NFL Exp: 6**  
**How Acq: D3-76**



**PRO:** Jackie Slater demonstrated in 1980 — his second season as the starting right tackle — that his ability is on par with the rest of the Ram linemen. Ram passers were sacked only 29 times in '80 and the offensive line led the way as the Rams gained 6,006 total yards, highest in the NFC. Slater became a starter in 1979, and he was one of only two offensive linemen (the other was Rich Saul) who started every game. A third-round draft choice of the Rams in 1976, Slater played backup guard and tackle. In 1977, he started at tackle in the season opener because of an injury to Doug France. Slater was a backup in 1978 and played on special teams before becoming a starter in '79.

**COLLEGE:** Following his senior season, Jackie was named All-America by the Pittsburgh Courier and played in the College All-Star Game. He also lettered in track and was the first recipient of the Walter Payton Physical Education Award.

**PERSONAL:** Jackie Ray Slater was born in Jackson, Miss., and attended Wingfield High in that city where he competed in football, basketball and track. Jackie and wife Annie Ruth live in Meridian, Miss.

**Games Played, Started:** 1976(14,0), 1977(14,1), 1978(16,0), 1979(16,16), 1980(15,15).

**Smith, Doug**  
**Ht: 6-3**

**C-G**  
**Wt: 251**

**Bowling Green**  
**Born: 11/25/56**

**NFL Exp: 4**  
**How Acq: FA-78**



**PRO:** When the 1980 season began, Doug Smith was the starting right guard and looked to have a bright future ahead of him. Then, in Week No. 8 against Atlanta, Smith suffered an injury to his left knee that required surgery and he spent the remainder of the season on injured reserve. The versatile Smith plays both center and guard, and is considered the heir apparent to Rich Saul at the center position. In 1979, Smith injured his left knee in Week No. 4 against Tampa Bay and required surgery. Ironically, Smith

started that game at right guard for an injured Dennis Harrah. Signed as a free agent in 1978, Smith played in all 16 games, primarily on special teams. He started at right guard for Harrah in Week No. 9 against Atlanta and started at center for Saul in Week No. 14 against the Giants.

**COLLEGE:** Doug lettered four years at Bowling Green and was named All-MAC his senior season at guard. He graduated with a B.S. in education.

**PERSONAL:** Carl Douglas Smith was born in Columbus, Ohio, and attended Northland High in that city where he competed in football, basketball and track. Doug and wife Debbie live in Laguna Hills, Ca. In the offseason, Doug attended Cal State Fullerton where he is pursuing a master's degree in exercise physiology.

**Games Played, Started:** 1978(16,2), 1979(4,1), 1980(8,8).



**Smith, Lucious**      **CB**  
**Ht: 5-10**      **Wt: 190**

**Cal State Fullerton**  
**Born: 1/17/57**

**NFL Exp: 2**  
**How Acq: FA-80**

**PRO:** Lucious Smith made quite an impact before a national T.V. audience in the Rams' 27-7 Monday night win over New Orleans. The special teams speedster, who also plays backup cornerback, was a demon on punt coverage. Against the Saints, Smith tackled the punt returner for no gain the first time and made the tackle after a 2-yard return the second time. The third time was the charm as Smith hit the returner almost immediately, forced a fumble and recovered the ball on the 1-yard line to set up an L.A. touchdown. Smith saw some action in the defensive backfield when the Rams were in a pass prevent situation. His first NFL interception came in the playoff loss to Dallas. Smith was signed as a free agent.

**COLLEGE:** After a year at San Diego State, Smith sat out a year before playing two seasons at Cal State Fullerton.

**PERSONAL:** Lucious Irvin Smith was born in Columbus, Ga., and attended Kearny High in San Diego, Ca. Lucious and wife Kathy live in Fullerton, Ca., with daughters Miranda (1/4/75) and Milissa (5/29/81). Lucious attended Cal State Fullerton in the offseason, working on a degree in child psychology.

**Games Played, Started:** 1980(16,0).



**Sully, Ivory**      **S**  
**Ht: 6-0**      **Wt: 196**

**Delaware**  
**Born: 6/20/57**

**NFL Exp: 3**  
**How Acq: FA-79**

**PRO:** Ivory Sully proved that he was a hard hitter in 1980, leading the Rams with 3 forced fumbles. Sully spent most of his time on the special teams but did see action as a backup safety. He also was credited with 2 fumble recoveries in '80, and he blocked a punt that was recovered for a touchdown against Miami. In 1979, Sully experienced a similar fate. In the Rams' 27-21 overtime win against Minnesota, he blocked a punt that was returned for a score. Signed as a free agent before the '79 training camp, Sully was waived, then re-signed after Week No. 7. He played on special teams against the Chargers and Giants, was waived again and was re-signed after Week No. 10. He appeared in the three remaining regular season games and all three playoff games.

**COLLEGE:** A three-year letterman at Delaware, Sully was a running back on the 1978 team that lost the NCAA Division II title game, 10-9. He averaged 6.1 yards per carry his senior season and graduated with a physical education degree.

**PERSONAL:** Ivory Ulysses Sully was born in Salisbury, Md., and attended Leonia (N.J.) High where he competed in football, track and tennis. Single, Ivory lives in Fullerton, Ca.

**Games Played, Started:** 1979(8,0), 1980(16,0).



**Thomas, Jewel****HB****San Jose State****NFL Exp: 2****Ht: 5-10****Wt: 235****Born: 9/10/57****How Acq: D3a-80**

**PRO:** Jewel Thomas burst upon the NFL scene in his first start by rushing for 147 yards against Dallas in Week No. 15. Thomas was the Rams' fifth starting halfback in 1980, and he didn't disappoint anyone, especially when he started again the next week against Atlanta and rushed for 144 yards. His season totals of 65 carries for 427 yards (6.6 avg.) and 2 TDs were impressive for a rookie, as were his long runs of 61 (vs. Dallas), 56 (vs. Tampa Bay) and 40 yards (vs. Atlanta). Also in '80, Thomas caught 6 passes for

30 yards, returned 2 kickoffs for 21 yards and recovered a blocked punt for a touchdown against Miami. In the playoff game against Dallas, Thomas rushed 14 times for 48 yards and scored a touchdown. A third-round pick of the Rams, Thomas looks to have a solid future in the NFL.

**COLLEGE:** After a year at UCLA, Thomas transferred to San Jose State where he played for two seasons. An All-PCAA halfback his senior year, Thomas rushed 322 times for 1,469 yards (4.6 avg.) and 12 TDs in his career. He played in the East-West Shrine Game and the Senior Bowl, where he rushed 12 times for 44 yards and 1 TD and caught 6 passes for 69 yards and 2 TDs.

**PERSONAL:** Jewel Thomas, Jr., was born in Hanford, Ca., and attended Hanford High where he competed in football, wrestling and track. Single, Jewel lives in San Jose, Ca., and worked on a marketing degree at San Jose State in the offseason.

#### THOMAS' RAM STATISTICS

Year	Rushing					Pass Receiving				
	No.	Yds.	Avg.	LG	TD	No.	Yds.	Avg.	LG	TD
1980	65	427	6.6	61	1	5	30	6.0	11	0

#### THOMAS' 100-YARD RUSHING GAMES

Date	Opp.	No.	Yds.	Avg.	LG	TD
12/15/80	Dallas	16	147	9.2	61	1
12/21/80	Atlanta	19	144	7.6	40	1

**Games Played, Started:** 1980(16,2).

**Thomas, Pat****CB****Texas A&M****NFL Exp: 6****Ht: 5-9****Wt: 186****Born: 9/1/54****How Acq: D2a-76**

**PRO:** With the NFL's emphasis on passing, it's necessary to have a pass defender who's aggressive, fast and smart. Pat Thomas is all of those. In 1980, Thomas intercepted 3 passes and strengthened his reputation as a punishing tackler. For his efforts, he was named All-NFL by AP, All-NFC by UPI and Pro Football Weekly and was voted to his second Pro Bowl. Thomas suffered an ankle injury in Week No. 14 against Buffalo and missed the final two regular season games, but he looks to be healthy for the 1981 season. In 1979, Thomas had no sooner tied a club record with 3 interceptions

in a game at New Orleans before he suffered a calf injury the next week at Dallas and missed eight games. He returned in the final week and played in all three playoff games as well. Thomas has 8 interceptions in 1978, returning one for a 33-yard TD against the Giants. He blocked a punt and field goal attempt as well in '78 as he was voted to his first Pro Bowl, was named All-NFC by Pro Football Weekly, UPI and NEA (second team) and was named Outstanding Defensive Back by Ye Old Rams. A second-round draft pick in 1976, Thomas saw duty mostly on special teams. In 1977, he became a starter when Rod Perry got hurt and finished with 5 interceptions. His first 2 interceptions came in a Monday night win over Minnesota with both thefts setting up touchdowns.

**COLLEGE:** Pat Thomas won All-America honors from AP, UPI, NEA and the American Football Coaches his senior year at Texas A&M. He intercepted 13 passes to break Dave Elmendorf's school record and the four-year letterman appeared in the Hula Bowl and Japan Bowl.

**PERSONAL:** Patrick Shane Thomas was born in Plano, Tex., and attended Plano High where he competed in football and track. He and wife Lenith live in Plano with children Patrick, Jr. (11/13/76) and Tamara Nicole (3/31/79).

#### THOMAS' RAM STATISTICS

Year	Pass Interceptions				
	No.	Yds.	Avg.	LG	TD
1976	0	0	0.0	0	0
1977	5	97	19.4	30	0
1978	8	96	12.0	33†	1
1979	3	5	1.7	5	0
1980	3	14	4.7	14	0
<b>Total</b>	<b>19</b>	<b>212</b>	<b>11.2</b>	<b>33†</b>	<b>1</b>

**Additional career statistics:** 8 kickoff returns for 152 yards (19.0 avg.) with a long of 30.

**Games Played, Started:** 1976(14,0), 1977(14,12), 1978(16,16), 1979(8,7), 1980(14,14).

**Tyler, Wendell**

**HB**

**UCLA**

**NFL Exp: 4**

**Ht: 5-10**

**Wt: 196**

**Born: 5/20/55**

**How Acq: D3b-77**

**PRO:** Wendell Tyler's NFL career nearly ended last July when the speedster suffered a dislocated hip in an auto accident. But after a long rehabilitation process, Tyler returned to the roster in Week No. 8 and saw his first action the next week against New Orleans. The man with stop-and-go moves gained 88 yards in a first-half performance against the Saints a few weeks later, but against the Jets the next week, Tyler suffered a hyper-extended elbow and missed the remainder of the season. In 1979, Tyler had his best year ever, gaining 1,109 yards rushing and leading the NFL with a 5.1 average per attempt. He had four 100-yard games in '79 even though he did not become a starter until Week No. 5. In the '79 playoffs, Tyler contributed to the Rams' 21-19 win over Dallas with a 32-yard TD catch and a 35-yard run. He gained 86 yards on the ground in the NFC title game, and in Super Bowl XIV, he



carried 17 times for 60 yards including a 39-yard run that set up an L.A. touchdown. In addition, he was named the club's Outstanding Offensive Back by Ye Old Rams. A third-round pick out of UCLA in 1977, Tyler saw only backup duty. His season was highlighted by a 102-yard performance on 8 carries in a 35-3 Monday night win over Minnesota. In 1978, Tyler suffered a knee injury in the second game and missed the rest of the season, so the '79 campaign was officially his second.

**COLLEGE:** Tyler's four-year Bruin career saw him gain 3,181 yards and be named an AP All-America and All-Pac 8. He gained 172 yards in UCLA's 23-10 win over Ohio State in the 1976 Rose Bowl, including a 57-yard TD run. He also played in the East-West Shrine Game and Senior Bowl.

**PERSONAL:** Wendell Avery Tyler was born in Shreveport, La., and attended Crenshaw High in Los Angeles. He and wife Carmen live in West Covina, Ca., with daughter Candace (12/24/78). Wendell is vice president of personnel for Anaheim Land Corporation.

#### TYLER'S RAM STATISTICS

Year	Rushing					Pass Receiving				
	No.	Yds.	Avg.	LG	TD	No.	Yds.	Avg.	LG	TD
1977	61	317	5.2	44t	3	1	3	3.0	3	0
1978	14	45	3.2	18	0	2	17	8.5	16	0
1979	218	1109	5.1	63t	9	32	308	9.6	71t	1
1980	30	157	5.2	17	0	2	8	4.0	5	0
<b>Total</b>	<b>323</b>	<b>1628</b>	<b>5.0</b>	<b>63t</b>	<b>12</b>	<b>37</b>	<b>336</b>	<b>9.1</b>	<b>71t</b>	<b>1</b>

**Additional career statistics:** 26 kickoff returns for 554 yards (21.3 avg.) with a long of 37.

#### TYLER'S 100-YARD RUSHING GAMES

Date	Opp.	No.	Yds.	Avg.	LG	TD
12/16/79	New Orleans	18	141	7.8	37	1
12/ 9/79	at Atlanta	18	138	7.1	60	1
11/11/79	at Chicago	17	129	7.6	63t	1
11/19/79	Atlanta	21	111	5.3	17	0
10/24/77	Minnesota	8	102	12.8	44t	1

**Games Played, Started:** 1977(14,0), 1978(2,0), 1979(16,12), 1980(4,4).



**Waddy, Billy****WR****Colorado****NFL Exp: 5****Ht: 5-11****Wt: 188****Born: 2/19/54****How Acq: D2b-77**

**PRO:** Billy Waddy, the speedy wide receiver nicknamed "Billy Quick," settled into a starting role in 1980 and demonstrated his talents with 38 catches for a club-high 670 yards (17.6 avg.) and 5 touchdowns. Waddy missed one game in '80 because he lost some teeth returning a punt against St. Louis, but he rebounded to equal a personal high with 6 catches against the Jets and set a personal mark of 124 yards in receptions against Dallas. Known as a game breaker, Waddy did just that in 1979. He started six of the 13 games he played (he missed three games with a hamstring injury) in '79 and started all three playoff games. He caught 3 passes for 97 yards in the playoff win over Dallas, including a 50-yard TD with 2:06 left to win the game. In Super Bowl XIV, he caught 3 passes for 75 yards, including a 50-yarder that set up a TD. A second-round pick in 1977, Waddy returned punts and became a starter in Week No. 4. He caught 23 passes that season and had a 7.1 punt return average. He started the first two games of 1978 before suffering a rib injury that put him out for five weeks. While he didn't start the rest of '78, Waddy caught a 68-yard TD pass against Tampa Bay that was the club's longest of the year.



**COLLEGE:** Waddy lettered four years at Colorado: two at running back, one at wing back and one at wide receiver. He broke Cliff Branch's record by returning 22 kickoffs for 566 yards his senior year.

**PERSONAL:** Billy Dean Waddy was born in Wharton, Tex., and attended Boling (Tex.) High where he competed in football, track and baseball. Billy is single and lives in San Diego, Ca.

#### WADDY'S RAM STATISTICS

Year	Pass Receiving				
	No.	Yds.	Avg.	LG	TD
1977	23	355	15.4	42	1
1978	14	258	18.4	68t	1
1979	14	220	15.7	40t	3
1980	38	670	17.6	44t	5
<b>Total</b>	<b>89</b>	<b>1503</b>	<b>16.9</b>	<b>68t</b>	<b>10</b>

**Additional career statistics:** 43 punt returns (5 fair catches) for 274 yards (6.4 avg.) with a long of 48; 8 carries for 64 yards (8.0 avg.) with a long of 30.

**Games Played, Started:** 1977(14,11), 1978(11,2), 1979(13,6), 1980(15,15).

*The Los Angeles Rams set an NFL record by holding the Seattle Seahawks to -7 yards in total offense in a 24-0 win on Nov. 4, 1979.*

**Westbrooks, Greg**  
Ht: 6-3 Wt: 220

**LB** **Colorado**  
Born: 2/24/53

**NFL Exp: 7**  
**How Acq: FA-79**



**PRO:** Greg Westbrooks was signed as a free agent by the Rams on Nov. 15, 1980, after previously being released by the Rams. In 1980, Westbrooks appeared in six games, performing on special teams. Westbrooks initially joined the Rams after Week No. 12 of the 1979 season, appearing in five regular season and three playoff games. Westbrooks had played in four games with Oakland in '79 before being released and signed by the Rams. A 17th-round draft choice of New Orleans in 1975, Westbrooks played three

seasons with the Saints before being released. He was signed by St. Louis in 1978 and played 10 games before being waived and signed by Oakland, where he played one game that year. Westbrooks then started the '79 season with Oakland before joining the Rams.

**COLLEGE:** After attending Mesa (Colo.) College, Westbrooks spent two years at Colorado where he was a defensive back and linebacker. He was also the team captain.

**PERSONAL:** Gregory Melvin Westbrooks was born in Chicago, Ill., and attended Lincoln High in Kansas City, Mo. Greg is single and lives in Kansas City during the offseason.

#### WESTBROOKS' NFL STATISTICS

##### Pass Interceptions

Year	Club	No.	Yds.	Avg.	LG	TD
1975	New Orleans	1	21	21.0	21	0
1976	New Orleans	0	0	0.0	0	0
1977	New Orleans	0	0	0.0	0	0
1978	St. Louis/Oakland	0	0	0.0	0	0
1979	Oakland/Los Angeles	0	0	0.0	0	0
1980	Los Angeles	0	0	0.0	0	0
Total		1	21	21.0	21	0

**Games Played, Started:** 1975(14,2), 1976(14,14), 1977(7,6), 1978(11,0), 1979(9,0), 1980(6,0).

**Youngblood, Jack**  
Ht: 6-4 Wt: 244

**DE** **Florida**  
Born: 1/26/50

**NFL Exp: 11**  
**How Acq: D1b-71**



**PRO:** After undergoing offseason surgery to remove a blood clot in his left arm, Jack Youngblood will again demonstrate his immense football talents in 1981. His value to the Rams, however, goes beyond his talent; it encompasses his leadership abilities that have developed over the last decade. In 1980, the left end led the team with 11 quarterback sacks as the Rams led the NFC in that category for the second straight year. The team co-captain was named All-NFC by UPI in '80 and was voted Out-

standing Defensive Lineman by Ye Old Rams for the sixth time in eight years. In 1979, Youngblood had his highest QB sack total with 16. However, his

greatest influence on the Rams in '79 came after he fractured his left fibula in the second quarter of L.A.'s 21-19 playoff win over Dallas. Since the injury was to a non-weight bearing bone and could not be injured further, Youngblood was fitted with a plastic brace and went all the way in the NFC title game and Super Bowl XIV. His courage and performance did not go unnoticed as he was named All-NFL by AP, PFWA and NEA, and All-NFC by UPI, Pro Football Weekly and The Sporting News. He played in his seventh straight Pro Bowl after the '79 season and received — for an unprecedented third time — the Daniel F. Reeves Memorial Award, emblematic of the club's MVP as voted by the Southern California Sports Broadcasters Assn. Ye Old Rams named him the club's MVP for the third time. The Rams' second of two first-round picks in 1971, Youngblood played mostly on special teams before splitting playing time in 1972 with Fred Dryer. When Dryer moved to the right side in 1973, Youngblood became a full-time starter and was voted to his first of seven straight Pro Bowls. In 1975 and 1976, Youngblood was named NFC Defensive Player of the Year by Kansas City's Committee of 101. Having won numerous All-NFL and All-NFC honors in his career, Youngblood had one of his finest days in the '75 playoff win over St. Louis. He sacked the Cardinal quarterback once, forced a fumble, blocked a PAT attempt and returned a pass interception 47 yards for a touchdown.

**COLLEGE:** A three-year letterman at Florida, Youngblood was named All-America his senior season by The Sporting News, Football Writers Association and AP (second team). He was the Most Valuable Defensive Lineman in the SEC that year and played in the College All-Star Game and Senior Bowl.

**PERSONAL:** Herbert Jackson Youngblood III was born in Jacksonville, Fla., and attended Jefferson County High in Monticello, Fla. Jack and wife Diane live in Orange, Ca., where Jack and Larry Brooks own and operate Wild Bunch, a western wear store. Jack also owns the South Coast Club in Huntington Beach, Ca.

**Games Played, Started:** 1971(14,3), 1972(14,7), 1973(14,14), 1974(14,14), 1975(14,14), 1976(14,14), 1977(14,14), 1978(16,16), 1979(16,16), 1980(16,16).



**Youngblood, Jim**      **LB**      **Tennessee Tech**      **NFL Exp: 9**  
**Ht: 6-3**      **Wt: 231**      **Born: 2/23/50**      **How Acq: D2c-73**



**PRO:** Jim Youngblood had another solid season in 1980, highlighted by what seems to be a common occurrence: returning a pass interception for a touchdown. The Rams' left linebacker scored on a 33-yard interception return in the Rams' 48-26 win over the 49ers, his fourth touchdown in the last four seasons. Credited with 3 quarterback sacks, Youngblood missed one game in '80 because of an elbow injury, but is healthy going into the 1981 season. In 1979, Youngblood showed he could be more than a ferocious tackler as he intercepted 5 passes (tied for the club lead). Two of those went for touchdowns: a 31-yarder against Tampa Bay and a 34-yarder against Atlanta. He also had an interception in the NFC title game. He was named All-NFL (second team) by AP, Outstanding Defensive Back by Ye Old Rams and was voted to his first Pro Bowl after the '79 season. A second-round pick of the Rams in 1973, Youngblood was primarily a special teams player his first three seasons. In 1976, he moved from backup middle linebacker to a starting spot outside in Week No. 4. In 1977, he started all 14 games — eight as middle linebacker and six at left linebacker. In 1978, Youngblood was named recipient of the Daniel F. Reeves Memorial Award, emblematic of the club's MVP as voted by the Southern California Sports Broadcasters Assn. He also was voted the club's co-MVP by Ye Old Rams that year and was named All-NFC by UPI. He also had 5½ quarterback sacks and recovered 4 fumbles in '78.

**COLLEGE:** Youngblood was named Little All-America by the Football Coaches Association and AP as well as the Ohio Valley Conference's Defensive Player of the Year in both 1971 and 1972. Following his senior season he played in the Hula Bowl and College All-Star Game.

**PERSONAL:** Jimmy Lee Youngblood was born in Union, S.C., and attended Jonesville (S.C.) High. He and wife Mary live in Fountain Valley, Ca., with daughters Tara (1/3/71) and Marcia (5/21/74). Jim is a partner in Ram Fasteners, located in North Hollywood, Ca., and he also sponsors a charity golf tournament for the March of Dimes.

#### JIM YOUNGBLOOD'S RAM STATISTICS

Year	Pass Interceptions				
	No.	Yds.	Avg.	LG	TD
1973	1	15	15.0	15	0
1974	0	0	0.0	0	0
1975	0	0	0.0	0	0
1976	2	28	14.0	26	0
1977	2	27	13.5	25t	1
1978	2	50	25.0	36	0
1979	5	89	17.8	34t	2
1980	1	33	33.0	33t	1
<b>Total</b>	<b>13</b>	<b>242</b>	<b>18.6</b>	<b>36</b>	<b>4</b>

**Additional career statistics:** 1 kickoff return for 0 yards.

**Games Played, Started:** 1973(14,0), 1974(14,0), 1975(14,0), 1976(14,11), 1977(14,14), 1978(16,16), 1979(16,16), 1980(15,15).



# RAMS DRAFTEES



**Alexander, Robert**      **HB**      **West Virginia**      **NFL Exp: R**  
**Ht: 6-0**      **Wt: 185**      **Born: 4/21/58**      **How Acq: D10-81**

**Birthplace:** Charleston, W. Va. **Residence:** S. Charleston, W. Va. Alexander gained 2,456 yards in his four-year career at West Virginia, averaging 5.0 yards per carry and scoring 9 TDs. In his senior year, he carried 204 times for 1,064 yards (5.2 avg.) and 5 TDs. He showed good ability to pick his holes while running from the I formation. His time in the 40 is 4.6.

**Battle, Ron**      **TE**      **North Texas State**      **NFL Exp: R**  
**Ht: 6-3**      **Wt: 220**      **Born: 3/27/59**      **How Acq: D7a-81**

**Birthplace:** Shreveport, La. **Residence:** Shreveport, La. Battle came on strong his senior year to catch 25 passes for 273 yards and 3 TDs, running his career total to 46 receptions for 506 yards (11.0 avg.) and 7 TDs. His time in the 40 is 4.9.

**Clark, Mike**      **DE**      **Florida**      **NFL Exp: R**  
**Ht: 6-4**      **Wt: 240**      **Born: 3/30/59**      **How Acq: D7b-81**

**Birthplace:** Dothan, Ala. **Residence:** Graceville, Fla. Scouting reports call Clark a "late bloomer." Two years ago he was a 6-2, 210 back, but he filled out quickly. Clark played defensive tackle at Florida but will get a shot at defensive end with the Rams.

**Cobb, Bob**      **DE**      **Arizona**      **NFL Exp: R**  
**Ht: 6-4**      **Wt: 248**      **Born: 10/12/57**      **How Acq: D3b-81**

**Birthplace:** Cincinnati, Ohio. **Residence:** Cincinnati, Ohio. A transfer from the University of Cincinnati, Cobb played his last two seasons at Arizona where he was a standout defensive lineman. Scouting reports praised his size, speed (4.8 in the 40) and stamina.

**Collins, Jim**      **LB**      **Syracuse**      **NFL Exp: R**  
**Ht: 6-2**      **Wt: 230**      **Born: 6/11/58**      **How Acq: D2-81**

**Birthplace:** Orange, N.J. **Residence:** Morristown, N.J. A four-year starter at Syracuse, Collins was named honorable mention All-America by AP and All-East by AP after his senior year. Scouting reports call him an "all-out type player, a consistent competitor who plays hurt." He played in the East-West Shrine Game and the Senior Bowl. His time in the 40 is 4.8.

**Collins, Kirk**      **CB**      **Baylor**      **NFL Exp: 1**  
**Ht: 5-11**      **Wt: 185**      **Born: 7/18/58**      **How Acq: D7a-80**

**Birthplace:** San Antonio, Tex. **Residence:** San Antonio, Tex. Collins spent the

1980 season on injured reserve because of a shoulder injury. He was not recruited out of high school and played at Blinn Junior College before going to Baylor. He became a starter the final game of his junior season and ended his career with 5 interceptions for 83 yards. His time in the 40 is 4.5.

**Daniels, William**      **DE-DT**      **Alabama State**      **NFL Exp: R**  
**Ht: 6-3**      **Wt: 250**      **Born: 2/13/58**      **How Acq: D6-81**

**Birthplace:** Chicago, Ill. **Residence:** Chicago, Ill. Scouting reports say Daniels "can deliver a blow." In the last two years, Daniels has built himself up from 225 to 250. Scouts were impressed with his ability to pass rush. His time in the 40 is 5.1.

**Farmer, George**      **WR**      **Southern U.**      **NFL Exp: 1**  
**Ht: 5-10**      **Wt: 175**      **Born: 12/5/58**      **How Acq: D9-80**

**Birthplace:** Los Angeles, Ca. **Residence:** Los Angeles, Ca. Farmer spent the 1980 season on injured reserve with a hamstring injury. A transfer from Santa Monica (Ca.) City College, Farmer went to Southern University and caught 75 passes for 1,220 yards (16.3 avg.) and 5 TDs. Farmer has the ability to get deep and adjust to the ball. He played in the Black All-Star Game. His time in the 40 is 4.5.

**Gruber, Bob**      **T**      **Pittsburgh**      **NFL Exp: 1**  
**Ht: 6-5**      **Wt: 250**      **Born: 6/7/58**      **How Acq: D10-80**

**Birthplace:** Del Rio, Tex. **Residence:** Anaheim, Ca. Gruber spent the 1980 season on injured reserve with a knee injury. A three-year letterman at Pittsburgh, Gruber played defensive tackle his first two years, then was moved to offensive tackle. His time in the 40 is 5.1.

**Lilja, George**      **C**      **Michigan**      **NFL Exp: R**  
**Ht: 6-4**      **Wt: 250**      **Born: 3/3/58**      **How Acq: D4-81**

**Birthplace:** Evergreen Park, Ill. **Residence:** Palos Park, Ill. Lilja earned a number of honors during his last two years as Michigan's starting center. He was named All-America by Walter Camp and All-America (second team) by UPI, NEA, Football News and College & Pro Football Newsweekly. He also was named All-Big 10 by AP and UPI, and played in the Japan Bowl and Hula Bowl. His time in the 40 is 5.1.

**Meisner, Greg**      **DT**      **Pittsburgh**      **NFL Exp: R**  
**Ht: 6-3**      **Wt: 250**      **Born: 4/23/59**      **How Acq: D3a-81**

**Birthplace:** New Kensington, Pa. **Residence:** New Kensington, Pa. A four-year starter at Pittsburgh, Meisner was named All-East and Academic All-America

his senior year. Scouting reports say he "makes things happen. He has natural pass rush ability." His time in the 40 is 4.9.

**Owens, Mel**                      **LB**                      **Michigan**                      **NFL Exp: R**  
**Ht: 6-2**                      **Wt: 230**                      **Born: 12/7/58**                      **How Acq: D1-81**

**Birthplace:** Detroit, Mich. **Residence:** DeKalb, Mich. Owens was the ninth player selected in the draft. Owens was named honorable mention All-America by AP and NEA, along with All-Big 10 honors from UPI and AP (second team). A starter on Michigan's 1981 Rose Bowl team, Owens is described as being one of the fastest and quickest linebackers in the draft. His time in the 40 is 4.65.

**Penaranda, Jairo**                      **FB**                      **UCLA**                      **NFL Exp: R**  
**Ht: 5-11**                      **Wt: 208**                      **Born: 6/15/58**                      **How Acq: D12-81**

**Birthplace:** Barranquilla, Colombia. **Residence:** Burbank, Ca. Penaranda attended L.A. Valley College before transferring to UCLA. He was a part-time player in the Bruin backfield, gaining 267 yards on 59 carries his senior year. His time in the 40 is 4.7.

**Pettigrew, Tom**                      **G**                      **Eastern Illinois**                      **NFL Exp: 1**  
**Ht: 6-4**                      **Wt: 262**                      **Born: 12/26/56**                      **How Acq: D8-80**

**Birthplace:** Roanoke, Va. **Residence:** Fullerton, Ca. Pettigrew spent the 1980 season on injured reserve with a groin injury. He began his college career as an offensive lineman, was switched to defense his junior year, then back to offense as a senior. He started on the Eastern Illinois team that won the 1978 NCAA Division II title. His time in the 40 is 5.1.

**Plunkett, Art**                      **T**                      **Nevada-Las Vegas**                      **NFL Exp: R**  
**Ht: 6-7**                      **Wt: 260**                      **Born: 3/8/59**                      **How Acq: D8-81**

**Birthplace:** Chicago, Ill. **Residence:** Salt Lake City, Utah. The tallest player on the roster, Plunkett was named honorable mention All-America by AP while completing his fourth season at UNLV. The scouts like his potential and say he "has above average strength." His time in the 40 is 5.1.

**Seawell, Ron**                      **LB**                      **Portland State**                      **NFL Exp: R**  
**Ht: 6-1**                      **Wt: 220**                      **Born: 2/17/59**                      **How Acq: D9-81**

**Birthplace:** Portland, Ore. **Residence:** Milwaukie, Ore. Seawell played strong-side linebacker at Portland State and scouting reports say he has "above average instincts and activity." He has potential on basis of initial quickness and ability to shed blockers. His time in the 40 is 4.8.



# 1980 ALL-NFL TEAM

(Selected by Associated Press, Newspaper Enterprise Association  
and Professional Football Writers Association)

## OFFENSE

John Jefferson, San Diego (AP, NEA, PFWA)	Wide Receiver
James Lofton, Green Bay (NEA, PFWA)	Wide Receiver
Charlie Joiner, San Diego (AP)	Wide Receiver
Kellen Winslow, San Diego (AP, NEA, PFWA)	Tight End
Mike Kenn, Atlanta (AP, NEA, PFWA)	Tackle
Leon Gray, Houston (AP, PFWA)	Tackle
Dan Dierdorf, St. Louis (NEA)	Tackle
John Hannah, New England (AP, NEA, PFWA)	Guard
Herbert Scott, Dallas (AP, NEA)	Guard
Joe DeLamielleure, Cleveland (PFWA)	Guard
Mike Webster, Pittsburgh (AP, NEA, PFWA)	Center
Brian Sipe, Cleveland (AP, NEA, PFWA)	Quarterback
Earl Campbell, Houston (AP, NEA, PFWA)	Running Back
Walter Payton, Chicago (AP, NEA, PFWA)	Running Back
Ed Murray, Detroit (AP, NEA, PFWA)	Kicker
Horace Ivory, New England (PFWA)	Kick Returner
J.T. Smith, Kansas City (AP, PFWA)	Punt Returner



# 1980 ALL-AFC TEAM

(Selected by United Press International)

## OFFENSE

John Jefferson, San Diego	Wide Receiver
Stanley Morgan, New England	Wide Receiver
Kellen Winslow, San Diego	Tight End
Marvin Powell, New York Jets	Tackle
Leon Gray, Houston	Tackle
John Hannah, New England	Guard
Joe DeLamielleure, Cleveland	Guard
Mike Webster, Pittsburgh	Center
Brian Sipe, Cleveland	Quarterback
Earl Campbell, Houston	Running Back
Joe Cribbs, Buffalo	Running Back
Fred Steinfort, Denver	Kicker

## DEFENSE

Art Still, Kansas City	Defensive End
Lyle Alzado, Cleveland	Defensive End
Gary Johnson, San Diego	Defensive Tackle
Fred Smerlas, Buffalo	Defensive Tackle
Jim Haslett, Buffalo	Middle Linebacker
Robert Brazile, Houston	Linebacker
Ted Hendricks, Oakland	Linebacker
Lester Hayes, Oakland	Cornerback
Mike Haynes, New England	Cornerback
Donnie Shell, Pittsburgh	Safety
Gary Barbaro, Kansas City	Safety
Ray Guy, Oakland	Punter

## DEFENSE

Lee Roy Selmon, Tampa Bay (NEA, PFWA)	Defensive End
Art Still, Kansas City (NEA, PFWA)	Defensive End
Lyle Alzado, Cleveland (AP)	Defensive End
Fred Dean, San Diego (AP)	Defensive End
Gary Johnson, San Diego (AP, NEA, PFWA)	Defensive Tackle
Randy White, Dallas (NEA, PFWA)	Defensive Tackle
Charlie Johnson, Philadelphia (AP)	Defensive Tackle
Jack Lambert, Pittsburgh (AP, NEA, PFWA)	Middle Linebacker
Ted Hendricks, Oakland (AP, NEA, PFWA)	Linebacker
Robert Brazile, Houston (NEA, PFWA)	Linebacker
Matt Blair, Minnesota (AP)	Linebacker
Lester Hayes, Oakland (AP, NEA, PFWA)	Cornerback
Lemar Parrish, Washington (NEA, PFWA)	Cornerback
<b>Pat Thomas, Los Angeles (AP)</b>	<b>Cornerback</b>
<b>Nolan Cromwell, Los Angeles (AP, NEA, PFWA)</b>	<b>Safety</b>
Donnie Shell, Pittsburgh (AP, NEA, PFWA)	Safety
Dave Jennings, New York Giants (AP, NEA, PFWA)	Punter

## 1980 ALL-NFC TEAM



(Selected by United Press International)

## OFFENSE

James Lofton, Green Bay	Wide Receiver
Ahmad Rashad, Minnesota	Wide Receiver
Junior Miller, Atlanta	Tight End
Mike Kenn, Atlanta	Tackle
Pat Donovan, Dallas	Tackle
Herbert Scott, Dallas	Guard
<b>Kent Hill, Los Angeles</b>	<b>Guard</b>
Jeff Van Note, Atlanta	Center
Ron Jaworski, Philadelphia	Quarterback
Walter Payton, Chicago	Running Back
Billy Sims, Detroit	Running Back
Ed Murray, Detroit	Kicker

## DEFENSE

Lee Roy Selmon, Tampa Bay	Defensive End
<b>Jack Youngblood, Los Angeles</b>	<b>Defensive End</b>
Randy White, Dallas	Defensive Tackle
Charlie Johnson, Philadelphia	Defensive Tackle
Bob Bruenig, Dallas	Middle Linebacker
Jerry Robinson, Philadelphia	Linebacker
Matt Blair, Minnesota	Linebacker
Lemar Parrish, Washington	Cornerback
<b>Pat Thomas, Los Angeles</b>	<b>Cornerback</b>
Gary Fencik, Chicago	Safety
<b>Nolan Cromwell, Los Angeles</b>	<b>Safety</b>
Dave Jennings, New York Giants	Punter



# RAMS DRAFT

## 1981 Choices

1. Mel Owens, LB, Michigan  
(from Washington)  
Choice to Washington
2. Jim Collins, LB, Syracuse  
(from Miami)  
Choice to Washington
3. Greg Meisner, DT, Pittsburgh  
(from Tampa Bay)  
Bob Cobb, DE, Arizona  
(from Washington)  
Choice to Kansas City
4. George Lilja, C, Michigan  
(from Buffalo)  
Choice to Washington
5. Choice to Washington
6. William Daniels, DE-DT, Alabama St.
7. Ron Battle, TE, North Texas State  
(from Washington)  
Mike Clark, DE, Florida
8. Art Plunkett, T, Nevada-Las Vegas
9. Ron Seawell, LB, Portland State
10. Robert Alexander, HB, W. Virginia
11. Marcellus Greene, CB, Arizona
12. Jairo Penaranda, FB, UCLA

## Previous First Choices

- 1946—Emil Sitko, HB, Notre Dame
- 1947—Herman Wedemeyer, HB, St. Mary's
- 1948—Choice to Detroit
- 1949—Bobby Thomason, QB, V.M.I.
- 1950—Ralph Pasquaeriello, FB, Villanova  
(from Chicago Cardinals)  
Stan West, G, Oklahoma
- 1951—Bud McFadin, T, Texas
- 1952—Bill Wade, QB, Vanderbilt  
(Bonus Choice)  
Bob Carey, E, Michigan State
- 1953—Donn Moomaw, LB, UCLA  
(from Philadelphia)  
Ed Barker, E, Washington State
- 1954—Ed Beatty, C, Mississippi
- 1955—Larry Morris, LB, Georgia Tech
- 1956—Joe Marconi, FB, West Virginia  
(from New York)  
Charlie Horton, HB, Vanderbilt
- 1957—Jon Arnett, HB, USC  
Del Shofner, HB, Baylor  
(from New York)

- 1958—Lou Michaels, LB, Kentucky  
(from Washington)  
Jim Phillips, E, Auburn
- 1959—Paul Dickson, G, Baylor  
Dick Bass, FB, COP (future)  
(from Philadelphia)
- 1960—Billy Cannon, HB, LSU
- 1961—Marlin McKeever, LB, USC
- 1962—Roman Gabriel, QB, N. Carolina St.  
(from Minnesota thru New York)  
Merlin Olsen, DT, Utah State
- 1963—Terry Baker, QB, Oregon State  
Rufus Guthrie, G, Georgia Tech  
(from Chicago)
- 1964—Bill Munson, QB, Utah State
- 1965—Clarence Williams, HB, Wash. St.
- 1966—Tom Mack, G, Michigan
- 1967—Choice to Minnesota
- 1968—Choice to Detroit
- 1969—Larry Smith, RB, Florida  
(from Detroit)  
Jim Seymour, E, Notre Dame  
(from Washington)  
Bob Klein, TE, USC
- 1970—Jack Reynolds, LB, Tennessee
- 1971—Isiah Robertson, LB, Southern U.  
(from Washington)  
Jack Youngblood, DE, Florida
- 1972—Choice to N.Y. Giants thru N.E.
- 1973—Choice to New England
- 1974—John Cappelletti, RB, Penn State  
(from Philadelphia)  
Choice to Chicago thru Wash.
- 1975—Mike Fanning, DT, Notre Dame  
(from Green Bay)  
Dennis Harrah, G, Miami (Fla.)  
(from Philadelphia)  
Doug France, T, Ohio State
- 1976—Kevin McLain, LB, Colorado State
- 1977—Bob Brudzinski, LB, Ohio State
- 1978—Elvis Peacock, RB, Oklahoma  
(from Cleveland)  
Choice to Cleveland
- 1979—George Andrews, LB, Nebraska  
(from Oakland)  
Kent Hill, G, Georgia Tech
- 1980—Johnnie Johnson, S, Texas  
(from Cleveland)  
Choice to Cleveland

# RAMS DEPTH CHART



## OFFENSE

- WR — 88 Preston Dennard, 82 Willie Miller, 31 *George Farmer*,  
17 *Robert Taylor*, 36 *Mike Brant*, 48 *Rick Parma*  
LT — 77 Doug France, 75 Irv Pankey, 73 *Art Plunkett*  
LG — 72 Kent Hill, 62 Bill Bain, 67 *Tom Pettigrew*  
C — 61 Rich Saul, 56 Doug Smith, 54 Ed McGlasson, 59 *George Lilja*,  
74 *Lorenza Lilly*  
RG — 60 Dennis Harrah, 56 Doug Smith, 63 Greg Horton  
RT — 78 Jackie Slater, 68 *Bob Gruber*, \*70 *Ricky Dozier*  
TE — 81 Victor Hicks, 84 Walt Arnold, 83 Henry Childs, 92 *Ron Battle*,  
91 *Vic Rakhshani*  
WR — 80 Billy Waddy, 87 Drew Hill, 86 Jeff Moore, 46 *Marcus Anderson*,  
25 *Mike Whiteside*, 43 *Mark Tolbert*  
QB — 11 Pat Haden, 19 Bob Lee, 8 Jeff Rutledge,  
12 *Dan Kendra*, 9 *Jeff Kemp*  
HB — 26 Wendell Tyler, 34 Elvis Peacock, 35 *Robert Alexander*  
FB — 32 Cullen Bryant, 33 Jewerl Thomas, 44 Mike Guman,  
22 *Jairo Penaranda*

## DEFENSE

- LE — 85 Jack Youngblood, 99 *Mike Clark*, \*70 *John Anderson*  
LT — 79 Mike Fanning, 95 Phil Murphy, 98 *William Daniels*,  
69 *David Doniak*  
RT — 90 Larry Brooks, 71 Reggie Doss, 96 *Greg Meisner*  
RE — 89 Fred Dryer, 76 Cody Jones, 97 *Bob Cobb*, 98 *William Daniels*  
LLB — 53 Jim Youngblood, 51 Joe Harris, 66 *Ron Seawell*, 93 *Jerry McLain*  
MLB — 55 Carl Ekern, 94 *Howard Carson*, 50 *Jim Collins*  
RLB — 52 George Andrews, 57 Greg Westbrook, 58 *Mel Owens*  
LC — 27 Pat Thomas, 23 Lucious Smith, 42 *Kirk Collins*, 29 *Elbert Roberts*,  
45 *Billy Yancy*  
RC — 49 Rod Perry, 47 LeRoy Irvin, 38 *Barry Copeland*,  
16 *Rodney McMillan*  
SS — 20 Johnnie Johnson, 41 Jeff Delaney, 14 *Rick Minyard*  
FS — 21 Nolan Cromwell, 37 Ivory Sully

## SPECIALISTS

- P — 3 Frank Corral, 6 Eddie Hare  
K — 3 Frank Corral, 4 *Todd Peterson*  
H — 21 Nolan Cromwell, 8 Jeff Rutledge

\*Indicates duplicate number

Rookies and first-year veterans indicated by *italics*.



# FIRST-YEAR ROSTER

No.	Name	Pos.	Ht.	Wt.	Birthdate
35	Alexander, Robert	HB	6-0	185	4/21/58
*70	Anderson, John	DE	6-6	254	9/16/54
46	Anderson, Marcus	WR	6-0	178	6/12/59
92	Battle, Ron	TE	6-3	220	3/27/59
36	Brant, Mike	WR	5-10	190	1/ 3/59
94	Carson, Howard (1)	LB	6-2	233	2/11/57
99	Clark, Mike	DE	6-4	240	3/30/59
97	Cobb, Bob	DE	6-4	248	10/12/57
28	Colbert, Stacy	WR-KR	5-7	165	4/23/59
50	Collins, Jim	LB	6-2	230	6/11/58
42	Collins, Kirk (1)	CB	5-11	185	7/18/58
38	Copeland, Barry	CB	5-9	170	10/31/56
98	Daniels, William	DE-DT	6-3	250	2/13/58
69	Doniak, David	DT	6-1	235	3/30/59
*70	Dozier, Ricky (1)	T	6-7	287	3/22/57
31	Farmer, George (1)	WR	5-10	175	12/ 5/58
68	Gruber, Bob (1)	T	6-5	250	6/ 7/58
9	Kemp, Jeff	QB	6-0	200	7/11/59
12	Kendra, Dan (1)	QB	6-2	200	9/24/56
59	Lilja, George	C	6-4	250	3/ 3/58
74	Lilly, Lorenza	C	6-3	264	10/15/59
93	McLain, Jerry	LB	6-3	234	10/30/58
16	McMillan, Rodney	CB	5-9	179	11/ 3/58
96	Meisner, Greg	DT	6-3	250	4/23/59
14	Minyard, Rick	S	6-1	193	5/ 5/59
58	Owens, Mel	LB	6-2	230	12/ 7/58
48	Parma, Rick	WR	5-11	180	12/ 4/57
22	Penaranda, Jairo	FB	5-11	208	6/15/58
4	Peterson, Todd	K	5-11	175	5/12/58
67	Pettigrew, Tom (1)	G	6-4	262	12/26/56
73	Plunkett, Art	T	6-7	260	3/ 8/59
91	Rakhshani, Vic	TE	6-3	230	7/ 7/58
29	Roberts, Elbert	CB	6-2	195	11/30/59
66	Seawell, Ron	LB	6-1	220	2/17/59
17	Taylor, Robert	WR	6-0	187	1/20/59
43	Tolbert, Mark	WR	5-9	170	2/15/59
25	Whiteside, Mike	WR	5-11	175	10/29/58
45	Yancy, Billy	CB	5-10	170	6/16/58

(1) - A player who has previously been in an NFL training camp.

\* - Indicates duplicate number.



Birthplace	College	Residence	How Acq.
Charleston, W. Va.	West Virginia	S. Charleston, W. Va.	D10
Alamo, Ga.	Bethune-Cookman	Sanford, Fla.	FA
Port Arthur, Tex.	Tulane	Lake Charles, La.	FA
Shreveport, La.	North Texas State	Shreveport, La.	D7a
Tuscaloosa, Ala.	UCLA	Pacoima, Ca.	FA
Hico, Tex.	Howard Payne	Grapevine, Tex.	FA
Dothan, Ala.	Florida	Graceville, Fla.	D7b
Cincinnati, Ohio	Arizona	Cincinnati, Ohio	D3b
Athens, Ga.	Utah State	Athens, Ga.	FA
Orange, N.J.	Syracuse	Morristown, N.J.	D2
San Antonio, Tex.	Baylor	San Antonio, Tex.	D7a(80)
Lawton, Okla.	L.A. City College	Los Angeles, Ca.	FA
Chicago, Ill.	Alabama State	Chicago, Ill.	D6
Lynwood, Ca.	Cal State Long Beach	Downey, Ca.	FA
San Francisco, Ca.	San Jose State	San Francisco, Ca.	FA
Los Angeles, Ca.	Southern U.	Los Angeles, Ca.	D9(80)
Del Rio, Tex.	Pittsburgh	Anaheim, Ca.	D10(80)
Santa Ana, Ca.	Dartmouth	Bethesda, Md.	FA
Wilkes-Barre, Pa.	West Virginia	Allentown, Pa.	FA
Evergreen Park, Ill.	Michigan	Palos Park, Ill.	D4
Lee County, Ala.	Alabama State	Opelika, Ala.	FA
Monroe, Wash.	Washington	Snohomish, Wash.	FA
San Bernardino, Ca.	Cal Poly Pomona	Pomona, Ca.	FA
New Kensington, Pa.	Pittsburgh	New Kensington, Pa.	D3a
Santa Rosa, Ca.	Cal State Northridge	Chatsworth, Ca.	FA
Detroit, Mich.	Michigan	DeKalb, Ill.	D1
Anaheim, Ca.	San Jose State	Buena Park, Ca.	FA
Barranquilla, Colombia	UCLA	Burbank, Ca.	D12
Fargo, N.D.	Nevada-Las Vegas	Placentia, Ca.	FA
Roanoke, Va.	Eastern Illinois	Fullerton, Ca.	D8(80)
Chicago, Ill.	Nevada-Las Vegas	Salt Lake City, Utah	D8
Long Beach, Ca.	USC	Huntington Beach, Ca.	FA
New York, N.Y.	Savannah State	Savannah, Ga.	FA
Portland, Ore.	Portland State	Milwaukie, Ore.	D9
San Diego, Ca.	San Diego State	Chula Vista, Ca.	FA
Gregg County, Tex.	Cal Poly Pomona	Los Angeles, Ca.	FA
Los Angeles, Ca.	Fresno State	Los Angeles, Ca.	FA
Limestone, Maine	Fresno State	Los Angeles, Ca.	FA



# 1981 RAMS VETERAN ROSTER

No.	Name	Pos.	Ht.	Wt.	NFL Exp.	Birthdate
52	Andrews, George	LB	6-3	222	3	11/28/55
84	Arnold, Walt	TE	6-3	228	2	8/31/58
62	Bain, Bill	G	6-4	270	6	8/ 9/52
90	Brooks, Larry	DT	6-3	257	10	6/10/50
32	Bryant, Cullen	FB	6-1	236	9	5/20/51
83	Childs, Henry	TE	6-2	220	8	4/16/51
3	Corral, Frank	K-P	6-2	227	4	6/16/55
21	Cromwell, Nolan	S	6-1	199	5	1/30/55
41	Delaney, Jeff	S	6-0	195	2	10/25/56
88	Dennard, Preston	WR	6-1	183	4	11/28/55
71	Doss, Reggie	DT	6-4	267	4	12/ 7/56
89	Dryer, Fred	DE	6-6	230	13	7/ 6/46
55	Ekern, Carl	LB	6-3	225	5	5/27/54
79	Fanning, Mike	DT	6-6	255	7	2/ 2/53
77	France, Doug	T	6-5	275	7	4/26/53
44	Guman, Mike	FB	6-2	210	2	4/21/58
11	Haden, Pat	QB	5-11	185	6	1/23/53
6	Hare, Eddie	P	6-4	209	2	5/30/57
60	Harrah, Dennis	G	6-5	250	7	3/ 9/53
51	Harris, Joe	LB	6-1	222	6	12/ 6/52
81	Hicks, Victor	TE	6-3	245	2	1/19/57
87	Hill, Drew	WR-KR	5-9	170	3	10/ 5/56
72	Hill, Kent	G	6-5	260	3	3/ 7/57
63	Horton, Greg	G-C	6-4	240	6	1/ 1/51
47	Irvin, LeRoy	CB-PR	5-11	183	2	9/15/57
20	Johnson, Johnnie	S	6-1	185	2	10/ 8/56
76	Jones, Cody	DE	6-5	255	7	5/ 3/51
19	Lee, Bob	QB	6-2	190	13	8/ 7/46
54	McGlasson, Ed	C	6-4	260	2	7/11/56
82	Miller, Willie	WR	5-9	176	6	4/26/48
86	Moore, Jeff	WR	6-1	195	2	3/ 2/57
95	Murphy, Phil	DT	6-5	290	2	9/26/57
75	Pankey, Irv	T	6-4	267	2	2/15/58
34	Peacock, Elvis	HB	6-1	215	3	11/ 7/56
49	Perry, Rod	CB	5-9	180	7	9/11/53
8	Rutledge, Jeff	QB	6-2	202	3	1/22/57
61	Saul, Rich	C	6-3	248	12	2/ 5/48
78	Slater, Jackie	T	6-4	271	6	5/27/54
56	Smith, Doug	C-G	6-3	251	4	11/25/56
23	Smith, Lucious	CB	5-10	190	2	1/17/57
37	Sully, Ivory	S	6-0	196	3	6/20/57
33	Thomas, Jewel	FB	5-10	235	2	9/10/57
27	Thomas, Pat	CB	5-9	186	6	9/ 1/54
26	Tyler, Wendell	HB	5-10	196	4	5/20/55
80	Waddy, Billy	WR	5-11	188	5	2/19/54
57	Westbrooks, Greg	LB	6-3	220	7	2/24/53
85	Youngblood, Jack	DE	6-4	244	11	1/26/50
53	Youngblood, Jim	LB	6-3	231	9	2/23/50


\*Childs played 13 games with New Orleans; Hare was last active with New England in 1979.



**At Del Taco, You're Hot Stuff!™**



**At Del Taco, You're Hot Stuff!**<sup>TM</sup>



**A terrific trade.**  
**FREE TACO**  
**with this coupon.**


Take this coupon to your favorite Del Taco and trade it for a **FREE** beef taco with all our special fixin's. That's quite a deal!



Offer good at all participating Del Tacos. Coupon not to be used with other offers.  
One coupon per person. Cash value 1/20 of a cent. Expires: Jan. 31, 1982.

Birthplace	College	Residence	Games in '80
Omaha, Neb.	Nebraska	Anaheim, Ca.	13
Galveston, Tex.	New Mexico	Los Alamos, N.M.	16
Pico Rivera, Ca.	USC	Westminster, Ca.	16
Philadelphia, Pa.	Va. State-Petersburg	Fountain Valley, Ca.	16
Fort Sill, Okla.	Colorado	Broomfield, Colo.	16
Thomasville, Ga.	Kansas State	Shawnee Mission, Kan.	13*
Chihuahua, Mexico	UCLA	Riverside, Ca.	16
Smith Center, Kan.	Kansas	Lawrence, Kan.	16
Pittsburgh, Pa.	Pittsburgh	Upper St. Clair, Pa.	16
Cordele, Ga.	New Mexico	Fountain Valley, Ca.	16
Mobile, Ala.	Hampton Institute	Huntington Beach, Ca.	16
Hawthorne, Ca.	San Diego State	Long Beach, Ca.	16
Richland, Wash.	San Jose State	Fountain Valley, Ca.	15
Mt. Clemens, Mich.	Notre Dame	Inola, Okla.	15
Dayton, Ohio	Ohio State	Fountain Valley, Ca.	16
Allentown, Pa.	Penn State	Bethlehem, Pa.	16
Westbury, N.Y.	USC	San Marino, Ca.	4
Ulysses, Kan.	Tulsa	Tulsa, Okla.	0*
Charleston, W. Va.	Miami (Fla.)	Surfside, Ca.	15
Fayetteville, N.C.	Georgia Tech	Fayetteville, N.C.	16
Lubbock, Tex.	Oklahoma	Anaheim, Ca.	16
Newnan, Ga.	Georgia Tech	College Park, Ga.	16
Americus, Ga.	Georgia Tech	Atlanta, Ga.	16
San Bernardino, Ca.	Colorado	Redlands, Ca.	3
Fort Dix, N.J.	Kansas	Augusta, Ga.	16
La Grange, Tex.	Texas	Austin, Tex.	16
San Francisco, Ca.	San Jose State	Huntington Beach, Ca.	15
Columbus, Ohio	Pacific	San Francisco, Ca.	1
Annapolis, Md.	Youngstown State	Potomac, Md.	1
Birmingham, Ala.	Colorado State	Fort Collins, Colo.	16
Memphis, Tenn.	Tennessee	Anaheim, Ca.	14
New London, Conn.	South Carolina State	Middletown, Conn.	16
Aberdeen, Md.	Penn State	Aberdeen, Md.	16
Miami, Fla.	Oklahoma	Huntington Beach, Ca.	13
Fresno, Ca.	Colorado	Fresno, Ca.	16
Birmingham, Ala.	Alabama	Huntington Beach, Ca.	1
Butler, Pa.	Michigan State	Newport Beach, Ca.	16
Jackson, Miss.	Jackson State	Meridian, Miss.	15
Columbus, Ohio	Bowling Green	Laguna Hills, Ca.	8
Columbus, Ga.	Cal State Fullerton	Fullerton, Ca.	16
Salisbury, Md.	Delaware	Brea, Ca.	16
Hanford, Ca.	San Jose State	Hanford, Ca.	16
Plano, Tex.	Texas A&M	Plano, Tex.	14
Shreveport, La.	UCLA	West Covina, Ca.	4
Wharton, Tex.	Colorado	Huntington Beach, Ca.	15
Chicago, Ill.	Colorado	Kansas City, Mo.	6
Jacksonville, Fla.	Florida	Orange, Ca.	16
Union, S.C.	Tennessee Tech	Fountain Valley, Ca.	15

# Our starting line-up is Hot Stuff.



Our hefty tacos and bulging burritos team up to give you your choice of tasty treats. Then top it off with a thirst-quenching soft drink. When it comes to great taste, there's no one in our league.





# 1980 TEAM STATISTICS



## 16 REGULAR SEASON GAMES

	Rams	Opp.
Total First Downs	316	281
Rushing	144	112
Passing	157	141
Penalty	15	28
Third Down: Made/Att	113/256	70/230
Third Down Efficiency	44.1	30.4
Total Net Yards	6006	4546
Average Per Game	375.4	284.1
Total Plays	1095	1011
Avg. Per Play	5.5	4.5
Net Yards Rushing	2799	1945
Avg. Per Game	174.9	121.6
Total Rushes	615	445
Net Yards Passing	3207	2601
Avg. Per Game	200.4	162.6
Tackled/Yards Lost	29/234	56/496
Gross Yards	3441	3097
Attempts/Completions	451/261	510/245
Pct. of Completions	57.9	48.0
Had Intercepted	23	25
Punts/Average	77/39.0	90/42.1
Net Punting Average	33.1	36.2
Penalties/Yards	118/973	83/778
Fumbles/Ball Lost	29/13	30/17
Touchdowns	54	38
Rushing	17	13
Passing	31	23
Returns	6	2
Total Points	424	289

Score by Periods	1	2	3	4	OT	Total
Rams Total	95	172	92	62	3	424
Opp. Total	30	89	54	113	3	289

**RAMS** led NFL with 615 rushing attempts.

**RAMS** led NFL with 2,799 yards rushing.

**RAMS** tied for NFL lead with 31 touchdown passes.

**RAMS** led NFL with 6 touchdowns by return.

**RAMS** led NFL with 4 touchdowns by interception return.

**RAMS** led NFL in interception return yardage with 546.

**RAMS** led NFL in yards lost by tackling opposing passers with 496.

**RAMS** led NFL in net yards allowed per pass play with 4.60.

**RAMS** led NFL in fewest field goals allowed with 9.

**RAMS** led NFL in lowest field goal percentage allowed with 45 per cent.

**RAMS** led NFC with 6,006 yards gained.

**RAMS** led NFC with 1,095 ball control plays.

**RAMS** led NFC with an average gain per play of 5.5 yards.

**RAMS** led NFC with 56 opposing passers tackled.



# 1980 INDIVIDUAL STATISTICS

RUSHING		No.	Yds.	Avg.	LG	TD
Bryant		183	807	4.4	20	3
Peacock		164	777	4.7	36	7
J. Thomas		65	427	6.6	61	2
Guman		100	410	4.1	17	4
Tyler		30	157	5.2	17	0
E. Hill		39	120	3.1	19	0
Ferragamo		15	34	2.3	15	1
Dennard		2	20	10.0	21	0
Hicks		1	19	19.0	19	0
Mitchell		7	16	2.3	5	0
Haden		3	12	4.0	4	0
D. Hill		1	4	4.0	4	0
Cromwell		2	0	0.0	0	0
Lee		1	-1	-1.0	-1	0
Waddy		1	-1	-1.0	-1	0
Miller		1	-2	-2.0	-2	0
<b>Rams Total</b>		<b>615</b>	<b>2799</b>	<b>4.6</b>	<b>61</b>	<b>17</b>
<b>Opp. Total</b>		<b>445</b>	<b>1945</b>	<b>4.4</b>	<b>65</b>	<b>13</b>

PASSING		Att.	Comp.	Yds.	Pct.	Avg./ Att.	TD	Pct. TD Int.	Pct. Int.	LG	Lost/ Att.	Rating
Ferragamo		404	240	3199	59.4	7.92	30	7.4 19	4.7	74	23/191	89.7
Haden		41	19	185	46.3	4.51	0	0.0 4	9.8	23	4/30	19.9
Guman		1	1	31	100.0	31.00	1	100.0 0	0.0	31	1/5	158.3
Rutledge		4	1	26	25.0	6.50	0	0.0 0	0.0	26	1/8	54.2
Cromwell		1	0	0	0.0	0.00	0	0.0 0	0.0	0	0/0	
<b>Rams Total</b>		<b>451</b>	<b>261</b>	<b>3441</b>	<b>57.9</b>	<b>6.68</b>	<b>31</b>	<b>6.9 23</b>	<b>5.1</b>	<b>74</b>	<b>29/234</b>	
<b>Opp. Total</b>		<b>510</b>	<b>245</b>	<b>3097</b>	<b>48.0</b>	<b>4.59</b>	<b>23</b>	<b>4.5 25</b>	<b>4.9</b>	<b>60</b>	<b>56/496</b>	

RECEIVING		No.	Yds.	Avg.	LG	TD
Bryant		53	386	7.3	25	3
Waddy		38	670	17.6	44	5
Dennard		36	596	16.6	44	6
Peacock		25	213	8.5	59	2
Hicks		23	318	13.8	32	3
Miller		22	358	16.3	45	8
D. Hill		19	416	21.9	74	2
Guman		14	131	9.4	41	0
Moore		10	168	16.8	37	1
Arnold		5	75	15.0	33	1
J. Thomas		5	30	6.0	11	0
E. Hill		4	29	7.3	11	0
Nelson		3	22	7.3	12	0
Mitchell		2	21	10.5	13	0
Tyler		2	8	4.0	5	0
<b>Rams Total</b>		<b>261</b>	<b>3441</b>	<b>13.2</b>	<b>74</b>	<b>31</b>
<b>Opp. Total</b>		<b>245</b>	<b>3097</b>	<b>12.6</b>	<b>60</b>	<b>23</b>

PUNTING		No.	Yds.	Avg.	TB	In 20	LG	Blk.
Corral		76	3004	39.5	5	15	65	1
Team		1						
<b>Rams Total</b>		<b>77</b>	<b>3004</b>	<b>39.0</b>	<b>5</b>	<b>15</b>	<b>65</b>	<b>1</b>
<b>Opp. Total</b>		<b>90</b>	<b>3789</b>	<b>42.1</b>	<b>11</b>	<b>28</b>	<b>63</b>	<b>1</b>

SCORING	TDR	TDP	TDR!	PAT	FG	S	TP
Corral . . . . .	0	0	0	51-52	16-30	0	99
Peacock . . . . .	7	2	0	0	0	0	54
Miller . . . . .	0	8	0	0	0	0	48
Bryant . . . . .	3	3	0	0	0	0	36
Dennard . . . . .	0	6	0	0	0	0	36
Waddy . . . . .	0	5	0	0	0	0	30
Guman . . . . .	4	0	0	0	0	0	24
D. Hill . . . . .	0	2	1	0	0	0	18
Hicks . . . . .	0	3	0	0	0	0	18
J. Thomas . . . . .	2	0	1	0	0	0	18
Cromwell . . . . .	0	0	1	1-1	0	0	7
Ferragamo . . . . .	1	0	0	0	0	0	6
Moore . . . . .	0	1	0	0	0	0	6
Arnold . . . . .	0	1	0	0	0	0	6
Jim Youngblood . . . . .	0	0	1	0	0	0	6
Perry . . . . .	0	0	1	0	0	0	6
Johnson . . . . .	0	0	1	0	0	0	6
Team . . . . .	0	0	0	0-1	0	0	0
<b>Rams Total</b> . . . . .	<b>17</b>	<b>31</b>	<b>6</b>	<b>52-54</b>	<b>16-30</b>	<b>0</b>	<b>424</b>
<b>Opp. Total</b> . . . . .	<b>13</b>	<b>23</b>	<b>2</b>	<b>34-38</b>	<b>9-20</b>	<b>0</b>	<b>289</b>

INTERCEPTIONS	No.	Yds.	Avg.	LG	TD
Cromwell . . . . .	8	140	17.5	34	1
Perry . . . . .	5	115	23.0	83t	1
Johnson . . . . .	3	102	34.0	99t	1
P. Thomas . . . . .	3	14	4.7	14	0
Irvin . . . . .	2	80	40.0	80	0
Delaney . . . . .	2	42	21.0	27	0
Jim Youngblood . . . . .	1	33	33.0	33t	1
Reynolds . . . . .	1	20	20.0	20	0
<b>Rams Total</b> . . . . .	<b>25</b>	<b>546</b>	<b>21.8</b>	<b>99t</b>	<b>4</b>
<b>Opp. Total</b> . . . . .	<b>23</b>	<b>302</b>	<b>13.1</b>	<b>47</b>	<b>1</b>

KICKOFF RETURNS	No.	Yds.	Avg.	LG	TD
D. Hill . . . . .	43	880	20.5	98t	1
Guman . . . . .	2	25	12.5	13	0
P. Thomas . . . . .	1	12	12.0	12	0
J. Thomas . . . . .	2	21	10.5	15	0
Sully . . . . .	4	36	9.0	20	0
Irvin . . . . .	1	5	5.0	5	0
<b>Rams Total</b> . . . . .	<b>53</b>	<b>979</b>	<b>18.5</b>	<b>98t</b>	<b>1</b>
<b>Opp. Total</b> . . . . .	<b>78</b>	<b>1553</b>	<b>19.9</b>	<b>88</b>	<b>0</b>

PUNT RETURNS	No.	FC	Yds.	Avg.	LG	TD
Irvin . . . . .	42	7	296	7.0	26	0
Waddy . . . . .	2	0	10	5.0	10	0
Guman . . . . .	2	1	6	3.0	3	0
Johnson . . . . .	1	4	3	3.0	3	0
Cromwell . . . . .	0	2	0	0.0	0	0
<b>Rams Total</b> . . . . .	<b>47</b>	<b>14</b>	<b>315</b>	<b>6.7</b>	<b>26</b>	<b>0</b>
<b>Opp. Total</b> . . . . .	<b>42</b>	<b>5</b>	<b>353</b>	<b>8.4</b>	<b>32</b>	<b>0</b>

FIELD GOALS	1-19	20-29	30-39	40-49	50+	Total
Corral . . . . .	1-1	11-12	2-5	2-9	0-3	16-30
<b>Rams Total</b> . . . . .	<b>1-1</b>	<b>11-12</b>	<b>2-5</b>	<b>2-9</b>	<b>0-3</b>	<b>16-30</b>
<b>Opp. Total</b> . . . . .	<b>1-1</b>	<b>1-1</b>	<b>4-7</b>	<b>2-9</b>	<b>1-2</b>	<b>9-20</b>

Corral FGs: ( ) (42,32,27) (29) ( ) (28,35) (43,41) (47) (23,41,55) (27,22) ( ) (29) (53,59,23,19) (25,49,43) (39) (33,27) (47,26,37,47,23)



# 1980 SEASON REVIEW

## Detroit 41, RAMS 20 Anaheim Stadium, Sept. 7 Attendance: 64,892

Detroit . . . . . 10 7 10 14-41  
Los Angeles . . . . . 6 14 0 0-20  
L.A.—D. Hill 98 kickoff return (kick failed)  
Det.—FG Murray 52  
Det.—Sims 1 run (Murray kick)  
L.A.—Bryant 1 run (Corral kick)  
L.A.—Peacock 1 run (Corral kick)  
Det.—Sims 1 run (Murray kick)  
Det.—FG Murray 38  
Det.—Bussey 15 run (Murray kick)  
Det.—Sims 41 run (Murray kick)  
Det.—King 4 run (Murray kick)

	Lions	Rams
First downs . . . . .	27	16
Rushing yards . . . . .	330	86
Passing yards . . . . .	164	169
Passes-Comp-Int. . . . .	19-10-0	29-17-3
Punts-Avg . . . . .	3-41.0	5-44.1
Fumbles-lost . . . . .	2-1	1-0
Penalties-yards . . . . .	9-93	11-59

### Rushing

Lions—Sims 22 for 153, 3 TD; Bussey 14 for 111, 1 TD; Scott 1 for 36, King 4 for 18, Kane 3 for 13, Thompson 1 for 0, Danielson 1 for -1.

Rams—Peacock 17 for 67, 1 TD; Bryant 5 for 13, 1 TD; Haden 2 for 6.

### Passing

Lions—Danielson 10 of 19 for 173.  
Rams—Haden 13 of 24 for 133, 3 int;  
Ferragamo 4 of 5 for 46.

### Receiving

Lions—Hill 3 for 48, Scott 3 for 26, Sims 2 for 64, Thompson 1 for 19, King 1 for 16.

Rams—Dennard 4 for 63, Bryant 4 for 25, D. Hill 3 for 40, Waddy 2 for 18, Nelson 2 for 10, Moore 1 for 19, Peacock 1 for 4.

## Tampa Bay 10, RAMS 9 Tampa Stadium, Sept. 11 Attendance: 66,576

Los Angeles . . . . . 0 3 3 3-9  
Tampa Bay . . . . . 0 3 0 7-10  
L.A.—FG Corral 42  
T.B.—FG Yepremian 43  
L.A.—FG Corral 32  
L.A.—FG Corral 27  
T.B.—Williams 1 run (Yepremian kick)

	Rams	Buccaneers
First downs . . . . .	16	12
Rushing yards . . . . .	169	100
Passing yards . . . . .	191	83
Passes-Comp-Int. . . . .	29-17-4	23-10-1
Punts-Avg . . . . .	4-33.3	7-46.6
Fumbles-lost . . . . .	2-0	0-0
Penalties-yards . . . . .	10-111	4-40

### Rushing

Rams—J. Thomas 7 for 64, Peacock 15 for 48, Bryant 8 for 46, E. Hill 3 for 11.

Buccaneers—Eckwood 16 for 60, Williams 4 for 26, 1 TD; Bell 7 for 14.

### Passing

Rams—Ferragamo 17 of 29 for 191, 4 int.  
Buccaneers—Williams 10 of 23 for 97, 1 int.

### Receiving

Rams—Waddy 5 for 88, Bryant 3 for 16, Dennard 2 for 28, D. Hill 2 for 27, Peacock 2 for 9, Miller 1 for 12, E. Hill 1 for 9, J. Thomas 1 for 2.

Buccaneers—Giles 3 for 33, Eckwood 3 for 19, Bell 2 for 26, Jones 2 for 19.

**RAMS 51, Green Bay 21**  
**Anaheim Stadium, Sept. 21**  
**Attendance: 63,850**

Green Bay . . . . . 0 7 0 14—21  
 Los Angeles . . . . . 7 37 7 0—51  
 L.A.—Waddy 33 pass from Ferragamo  
 (Corral kick)  
 L.A.—FG Corral 29  
 L.A.—Bryant 4 run (Corral kick)  
 G.B.—Ivory 46 pass from Dickey (Marcol  
 kick)  
 L.A.—Johnson 99 interception return  
 (Corral kick)  
 L.A.—Peacock 1 run (Corral kick)  
 L.A.—Miller 29 pass from Ferragamo  
 (Corral kick)  
 L.A.—Perry 83 interception return (bad  
 snap)  
 L.A.—Dennard 15 pass from Ferragamo  
 (Corral kick)  
 G.B.—Huckleby 1 run (Marcol kick)  
 G.B.—Ellis 1 run (Marcol kick)

	<b>Packers</b>	<b>Rams</b>
First downs . . . . .	16	21
Rushing yards . . . .	60	161
Passing yards . . . .	132	220
Passes-Comp-Int. . .	31-15-5	23-16-0
Punts-Avg. . . . .	6-48.7	6-41.8
Fumbles-lost . . . .	4-0	2-1
Penalties-yards . . .	3-22	8-62

**Rushing**

Packers—Atkins 7 for 22, Ellis 6 for 15, 1  
 TD; Ivory 7 for 12, Middleton 2 for 7,  
 Huckleby 5 for 2, 1 TD; Dickey 1 for 2.

Rams—Peacock 15 for 67, 1 TD; Guman  
 6 for 45, Bryant 10 for 34, 1 TD; J. Thomas 4  
 for 7, E. Hill 4 for 5, Ferragamo 2 for 3.

**Passing**

Packers—Dickey 13 of 25 for 176, 1 TD, 3  
 int.; Troup 2 of 6 for 14, 2 int.

Rams—Ferragamo 15 of 19 for 202, 3 TD;  
 Rutledge 1 of 4 for 26.

**Receiving**

Packers—Coffman 4 for 45, Lofton 3 for  
 37, Thompson 2 for 20, Ivory 1 for 46, 1 TD,  
 Cassidy 1 for 28, Ellis 1 for 6, Atkins 1 for 4,  
 Huckleby 1 for 2, Middleton 1 for 2.

Rams—Waddy 4 for 61, 1 TD; Peacock 3  
 for 13, Moore 2 for 41, Bryant 2 for 28,  
 Dennard 2 for 20, 1 TD; Arnold 1 for 33,  
 Miller 1 for 29, 1 TD; J. Thomas 1 for 3.

**RAMS 28, New York Giants 7**  
**Giants Stadium, Sept. 28**  
**Attendance: 73,414**

Los Angeles . . . . . 14 7 7 0—28  
 New York . . . . . 0 0 0 7—7  
 L.A.—Peacock 1 run (Corral kick)  
 L.A.—Peacock 1 run (Corral kick)  
 L.A.—Arnold 14 pass from Ferragamo  
 (Corral kick)  
 L.A.—Peacock 4 run (Corral kick)  
 N.Y.—Perkins 19 pass from Brunner  
 (Danelo kick)

	<b>Rams</b>	<b>Giants</b>
First downs . . . . .	22	13
Rushing yards . . . .	165	62
Passing yards . . . .	203	160
Passes-Comp-Int. . .	18-14-1	36-15-1
Punts-Avg. . . . .	4-42.5	7-49.0
Fumbles-lost . . . .	2-1	2-2
Penalties-yards . . .	8-53	7-78

**Rushing**

Rams—Peacock 19 for 85, 3 TD; Bryant  
 11 for 59, E. Hill 7 for 12, J. Thomas 4 for 6,  
 Guman 3 for 4, Waddy 1 for -1.

Giants—Heater 12 for 41, Matthews 4 for  
 11, Simms 1 for 9, Hogan 1 for 1.

**Passing**

Rams—Ferragamo 14 of 18 for 215, 1 TD,  
 1 int.

Giants—Simms 10 of 23 for 131, 1 int.,  
 Brunner 5 of 13 for 59, 1 TD.

**Receiving**

Rams—D. Hill 2 for 109, Waddy 2 for 23,  
 Dennard 2 for 15, Arnold 1 for 14, 1 TD,  
 Miller 1 for 13, Hicks 1 for 9, Bryant 1 for 8,  
 Peacock 1 for 7, Moore 1 for 7, J. Thomas 1  
 for 7, E. Hill 1 for 3.

Giants—Mullady 3 for 65, Gray 3 for 26,  
 Perkins 2 for 32, 1 TD; Shirk 2 for 27,  
 Pittman 2 for 24, Heater 2 for 7, Hogan 1 for  
 9.

**RAMS 48, San Francisco 26**  
**Anaheim Stadium, Oct. 5**  
**Attendance: 62,188 (Sellout)**

San Francisco . . . 0 14 6 6—26  
 Los Angeles . . . 17 17 7 7—48  
 L.A.—Bryant 20 pass from Ferragamo  
 (Corral kick)  
 L.A.—FG Corral 28  
 L.A.—Jim Youngblood 33 interception  
 return (Corral kick)  
 L.A.—FG Corral 35  
 S.F.—Clark 14 pass from DeBerg  
 (Wersching kick)  
 L.A.—Miller 35 pass from Ferragamo  
 (Corral kick)  
 L.A.—Cromwell 24 interception return  
 (Corral kick)  
 S.F.—Cooper 1 run (Wersching kick)  
 S.F.—Clark 5 pass from Montana (kick  
 failed)  
 L.A.—Peacock 8 pass from Ferragamo  
 (Corral kick)  
 S.F.—Solomon 38 pass from Montana  
 (kick blocked)  
 L.A.—Miller 8 pass from Ferragamo  
 (Corral kick)

	<b>49ers</b>	<b>Rams</b>
First downs . . . . .	25	24
Rushing yards . . . .	75	158
Passing yards . . . .	344	304
Passes-Comp-Int. . .	49-28-3	27-20-0
Punts-Avg . . . . .	4-37.8	4-43.8
Fumbles-lost . . . .	1-0	0-0
Penalties-yards . . .	6-45	3-30

**Rushing**

49ers—Hofer 9 for 34, Cooper 7 for 29, 1  
 TD; Montana 1 for 11, Francis 1 for 1.

Rams—Peacock 18 for 114, Bryant 10 for  
 18, Ferragamo 2 for 13, E. Hill 4 for 7, D. Hill  
 1 for 4, J. Thomas 1 for 2.

**Passing**

49ers—Montana 21 of 33 for 253, 2 TD, 1  
 int.; DeBerg 7 of 16 for 101, 1 TD, 2 int.

Rams—Ferragamo 20 of 27 for 304, 4 TD

**Receiving**

49ers—Hofer 9 for 91, Clark 5 for 77, 2  
 TD; Cooper 4 for 36, Solomon 3 for 54, 1  
 TD; Young 3 for 52, Owens 2 for 23, Francis  
 2 for 21.

Rams—Bryant 6 for 78, 1 TD, Peacock 4  
 for 27, 1 TD; Miller 3 for 53, 2 TD; Moore 2  
 for 54, Hicks 2 for 41, Waddy 2 for 28, D. Hill  
 1 for 23.

**RAMS 21, St. Louis 13**  
**Busch Stadium, Oct. 12**  
**Attendance: 50,230**

Los Angeles . . . . 0 14 0 7—21  
 St. Louis . . . . . 0 0 7 6—13  
 L.A.—Miller 9 pass from Ferragamo  
 (Corral kick)  
 L.A.—Ferragamo 4 run (Corral kick)  
 St.L.—Harrell 2 run (Little kick)  
 L.A.—Guman 6 run (Corral kick)  
 St.L.—Marsh 22 pass from Hart (kick  
 blocked)

	<b>Rams</b>	<b>Cardinals</b>
First downs . . . . .	24	18
Rushing yards . . . .	244	82
Passing yards . . . .	91	152
Passes-Comp-Int. . .	23-12-0	38-17-1
Punts-Avg . . . . .	3-34.0	6-36.0
Fumbles-lost . . . .	5-3	0-0
Penalties-yards . . .	6-43	5-37

**Rushing**

Rams—Bryant 20 for 115, E. Hill 16 for  
 73, Guman 12 for 41, 1 TD; Ferragamo 4 for  
 9, 1 TD; Peacock 3 for 6.

Cardinals—Anderson 15 for 62, Morris 6  
 for 18, Loyd 1 for 3, Harrell 1 for 2, 1 TD;  
 Gray 1 for -3.

**Passing**

Rams—Ferragamo 12 of 23 for 99, 1 TD

Cardinals—Hart 16 of 34 for 190, 1 TD, 1  
 int.; Loyd 1 of 4 for 5.

**Receiving**

Rams—Dennard 3 for 21, Hicks 2 for 20,  
 Bryant 2 for -5, Waddy 1 for 18, D. Hill 1 for  
 15, Arnold 1 for 13, Miller 1 for 9, 1 TD;  
 Moore 1 for 8.

Cardinals—Tilley 4 for 36, Gray 3 for 30,  
 Anderson 2 for 43, Marsh 2 for 31, 1 TD;  
 Bell 2 for 26, Harrell 2 for 10, Morris 1 for 11,  
 Stief 1 for 8.

**RAMS 31, San Francisco 17**  
**Candlestick Park, Oct. 19**  
**Attendance: 55,360**

Los Angeles . . . . 0 14 10 7-31  
 San Francisco . . . 0 3 0 14-17  
 S.F.—FG Wersching 39  
 L.A.—Bryant 17 pass from Ferragamo  
 (Corral kick)  
 L.A.—D. Hill 24 pass from Ferragamo  
 (Corral kick)  
 L.A.—FG Corral 47  
 L.A.—Miller 13 pass from Ferragamo  
 (Corral kick)  
 S.F.—Young 2 pass from Montana  
 (Wersching kick)  
 L.A.—Dennard 40 pass from Ferragamo  
 (Corral kick)  
 S.F.—Solomon 3 pass from Montana  
 (Wersching kick)

	<b>Rams</b>	<b>49ers</b>
First downs . . . . .	18	22
Rushing yards . . . .	138	123
Passing yards . . . .	281	230
Passes-Comp-Int. . .	27-18-1	37-21-2
Punts-Avg . . . . .	4-35.0	5-40.2
Fumbles-lost . . . . .	3-1	2-0
Penalties-yards . . .	11-100	6-63

**Rushing**

Rams—Bryant 15 for 68, Guman 15 for 55, E. Hill 5 for 12, Ferragamo 1 for 5, Cromwell 1 for 0, Miller 1 for -2.  
 49ers—Cooper 14 for 57, Woods 9 for 52, Montana 4 for 9, Solomon 1 for 5.

**Passing**

Rams—Ferragamo 18 of 27 for 291, 4 TD, 1 int.  
 49ers—Montana 21 of 37 for 252, 2 TD, 2 int.

**Receiving**

Rams—Miller 3 for 61, 1 TD; Dennard 3 for 60, 1 TD; Bryant 3 for 35, 1 TD; Guman 2 for 49, Hicks 2 for 37, D. Hill 2 for 25, 1 TD; E. Hill 2 for 17, Moore 1 for 7.  
 49ers—Cooper 8 for 73, Young 5 for 70, 1 TD; Solomon 3 for 32, 1 TD; Woods 2 for 29, Clark 2 for 19, Owens 1 for 29.

**NOTES:** Pat Thomas grabs 2 interceptions as Rams climb atop NFC West

**Atlanta 13, RAMS 10**  
**Atl.-Fulton Co. Stadium, Oct. 26**  
**Attendance: 57,401**

Los Angeles . . . . 0 3 7 0-10  
 Atlanta . . . . . 6 0 0 7-13  
 Atl.—Jackson 7 pass from Bartkowski  
 (kick failed)  
 L.A.—FG Corral 23  
 L.A.—D. Hill 74 pass from Ferragamo  
 (Corral kick)  
 Atl.—Jackson 54 pass from Bartkowski  
 (Mazzetti kick)

	<b>Rams</b>	<b>Falcons</b>
First downs . . . . .	15	15
Rushing yards . . . .	118	121
Passing yards . . . .	199	151
Passes-Comp-Int. . .	36-18-2	22-12-2
Punts-Avg . . . . .	6-40.2	6-35.2
Fumbles-lost . . . . .	3-0	0-0
Penalties-yards . . .	6-52	3-25

**Rushing**

Rams—Bryant 13 for 70, Peacock 14 for 45, Ferragamo 1 for 3.  
 Falcons—Andrews 20 for 111, Cain 8 for 8, Mayberry 1 for 2.

**Passing**

Rams—Ferragamo 18 of 36 for 253, 1 TD, 2 int.  
 Falcons—Bartkowski 12 of 22 for 209, 2 TD, 2 int.

**Receiving**

Rams—Peacock 5 for 16, D. Hill 3 for 117, 1 TD; Miller 3 for 48, Dennard 2 for 31, Waddy 2 for 24, Bryant 2 for 6, Arnold 1 for 11.  
 Falcons—Jackson 3 for 88, 2 TD; Francis 3 for 59, Jenkins 2 for 22, Andrews 2 for 22, Cain 1 for 9, Miller 1 for 9.

**RAMS 45, New Orleans 31****Anaheim Stadium, Nov. 2****Attendance: 59,909 (Sellout)**

New Orleans . . . 0 7 17 7—31  
 Los Angeles . . . 24 7 7 7—45  
 L.A.—FG Corral 27

L.A.—Waddy 38 pass from Ferragamo  
 (Corral kick)

L.A.—Waddy 9 pass from Ferragamo  
 (Corral kick)

L.A.—Peacock 59 pass from Ferragamo  
 (Corral kick)

L.A.—Miller 7 pass from Ferragamo  
 (Corral kick)

N.O.—Rogers 2 pass from Manning  
 (Ricardo kick)

L.A.—Moore 19 pass from Ferragamo  
 (Corral kick)

N.O.—Harris 12 pass from Manning  
 (Ricardo kick)

N.O.—Reese 34 fumble return (Ricardo  
 kick)

N.O.—FG Ricardo 36

L.A.—Guman 3 run (Corral kick)

N.O.—Childs 3 pass from Manning  
 (Ricardo kick)

	<b>Saints</b>	<b>Rams</b>
First downs . . . . .	21	22
Rushing yards . . . .	79	225
Passing yards . . . .	243	261
Passes-Comp-Int. . .	48-24-1	26-15-1
Punts-Avg. . . . .	7-40.0	5-43.8
Fumbles-lost . . . .	3-3	3-2
Penalties-yards . . .	7-42	9-48

**Rushing**

Saints—Galbreath 2 for 29, Wilson 7 for 28, Rogers 9 for 22.

Rams—Peacock 14 for 92, Bryant 18 for 88, Guman 7 for 41, 1 TD; Tyler 2 for 5, J. Thomas 1 for 0, Ferragamo 1 for -1.

**Passing**

Saints—Manning 24 of 48 for 263, 3 TD, 1 int.

Rams—Ferragamo 15 of 26 for 270, 5 TD, 1 int.

**Receiving**

Saints—Chandler 5 for 48, Wilson 5 for 42, Williams 4 for 59, Harris 3 for 45, 1 TD; Rogers 3 for 6, 1 TD; Childs 2 for 22, 1 TD; Owens 1 for 26; Galbreath 1 for 15.

Rams—Miller 4 for 52, 1 TD; Bryant 3 for 29, Waddy 2 for 47, 2 TD; Moore 2 for 32, 1 TD; Peacock 1 for 59, 1 TD; Hicks 1 for 22, D. Hill 1 for 18, Guman 1 for 11.

**Miami 35, Rams 14****Anaheim Stadium, Nov. 9****Attendance: 62,045 (Sellout)**

Miami . . . . . 7 14 7 7—35  
 Los Angeles . . . 0 7 0 7—14

Mia.—Nathan 31 pass from Woodley  
 (von Schamann kick)

Mia.—Woodley 6 run (von Schamann kick)

L.A.—J. Thomas blocked punt recovered  
 in end zone (Corral kick)

Mia.—Moore 6 pass from Woodley (von  
 Schamann kick)

Mia.—Woodley 10 run (von Schamann  
 kick)

L.A.—Hicks 32 pass from Ferragamo  
 (Corral kick)

Mia.—Hardy 2 pass from Woodley (von  
 Schamann kick)

	<b>Dolphins</b>	<b>Rams</b>
First downs . . . . .	27	20
Rushing yards . . . .	280	108
Passing yards . . . .	161	176
Passes-Comp-Int. . .	29-17-0	42-19-4
Punts-Avg. . . . .	4-32.3	5-35.8
Fumbles-lost . . . .	1-1	0-0
Penalties-yards . . .	7-55	7-49

**Rushing**

Dolphins—Williams 15 for 151, Nathan 8 for 57, Woodley 9 for 51, 2 TD; Robiskie, 15 for 21.

Rams—Tyler 9 for 37, Bryant 3 for 21, Hicks 1 for 19, Guman 3 for 14, Peacock 1 for 9, Ferragamo 1 for 8.

**Passing**

Dolphins—Woodley 17 of 28 for 161, 3 TD, Nathan 0 of 1 for 0.

Rams—Ferragamo 19 of 42 for 209, 1 TD, 4 int.

**Receiving**

Dolphins—Nathan 7 for 71, 1 TD; Moore 3 for 33, 1 TD; Hardy 2 for 18, 1 TD; Lee 1 for 11, Rose 1 for 10, Robiskie 1 for 9, Cefalo 1 for 5, Williams 1 for 4.

Rams—Bryant 5 for 22, Peacock 4 for 28, Hicks 3 for 55, 1 TD; Guman 3 for 37, Dennard 2 for 48, Waddy 2 for 19.



**RAMS 17, New England 14**  
**Schaefer Stadium, Nov. 16**  
**Attendance: 60,609**

Los Angeles . . . . 7 0 10 0—17  
 New England . . . 0 14 0 0—14  
 L.A.—Hicks 10 pass from Ferragamo  
 (Corral kick)  
 N.E.—Hasselbeck 35 pass from Grogan  
 (Smith kick)  
 N.E.—Grogan 1 run (Smith kick)  
 L.A.—FG Corral 29  
 L.A.—Peacock 1 run (Corral kick)

	<b>Rams</b>	<b>Patriots</b>
First downs . . . . .	13	14
Rushing yards . . . .	107	103
Passing yards . . . .	150	99
Passes-Comp-Int. . .	26-14-2	24-11-2
Punts-Avg. . . . .	9-36.1	7-42.0
Fumbles-lost . . . .	0-0	3-3
Penalties-yards . . .	6-45	4-35

**Rushing**

Rams—Guman 15 for 40, Peacock 12 for 36, 1 TD; Bryant 12 for 34, Ferragamo 1 for -3.

Patriots—Ferguson 9 for 40, Ivory 8 for 32, Calhoun 8 for 18, Grogan 3 for 11, 1 TD; Jackson 1 for 2.

**Passing**

Rams—Ferragamo 14 of 26 for 164, 1 TD, 2 int.

Patriots—Grogan 11 of 24 for 125, 1 TD, 2 int.

**Receiving**

Rams—Bryant 4 for 24, Guman 4 for 24, Waddy 3 for 59, Hicks 2 for 13, 1 TD; Dennard 1 for 44.

Patriots—Calhoun 3 for 15, Hasselbeck 2 for 51, 1 TD; Morgan 2 for 16, Jackson 1 for 19, Johnson 1 for 15, Francis 1 for 5, Ivory 1 for 4.

**RAMS 27, New Orleans 7**  
**Louisiana Superdome, Nov. 24**  
**Attendance: 53,448**

Los Angeles . . . . 0 14 3 10—27  
 New Orleans . . . 0 0 0 7—7  
 L.A.—Dennard 31 pass from Guman  
 (Corral kick)  
 L.A.—Dennard 16 pass from Ferragamo  
 (Corral kick)  
 L.A.—FG Corral 23  
 L.A.—Peacock 1 run (Corral kick)  
 L.A.—FG Corral 19  
 N.O.—Childs 15 pass from Scott (Ricardo kick)

	<b>Rams</b>	<b>Saints</b>
First downs . . . . .	21	9
Rushing yards . . . .	215	34
Passing yards . . . .	178	62
Passes-Comp-Int. . .	26-15-0	35-15-2
Punts-Avg. . . . .	4-43.3	8-46.8
Fumbles-lost . . . .	1-1	2-1
Penalties-yards . . .	4-36	5-40

**Rushing**

Rams—Tyler 14 for 88, J. Thomas 8 for 47, Bryant 7 for 42, Peacock 11 for 29, 1 TD; Guman 5 for 9.

Saints—Manning 2 for 18, Rogers 5 for 8, Wilson 4 for 8.

**Passing**

Rams—Ferragamo 14 of 24 for 163, 1 TD; Guman 1 of 1 for 31, 1 TD; Cromwell 0 of 1 for 0.

Saints—Manning 12 of 26 for 92, 2 int.; Scott 3 of 9 for 33, 1 TD.

**Receiving**

Rams—Bryant 5 for 20, Dennard 3 for 55, 2 TD; Hicks 2 for 42, Waddy 1 for 44, Miller 1 for 13, D. Hill 1 for 9, Guman 1 for 6, Tyler 1 for 5.

Saints—Wilson 5 for 18, Harris 2 for 52, Rogers 2 for 19, Childs 2 for 16, 1 TD; Chandler 1 for 11, Banks 1 for 7, Holmes 1 for 2, Williams 1 for 0.

**NOTES:** Cromwell grabs 2 interceptions and Lucious Smith stands out on special teams with 2 tackles and a fumble recovery on punt coverage.

**RAMS 38, New York Jets 13**  
**Anaheim Stadium, Nov. 30**  
**Attendance: 59,743 (Sellout)**

New York . . . . . 0 13 0 0-13  
 Los Angeles . . . . 10 14 0 14-38  
 L.A.—Bryant 12 pass from Ferragamo  
 (Corral kick)  
 L.A.—FG Corral 25  
 N.Y.—FG Leahy 22  
 N.Y.—FG Leahy 40  
 L.A.—Waddy 44 pass from Ferragamo  
 (Corral kick)  
 N.Y.—J. Jones 35 pass from Todd (Leahy  
 kick)  
 L.A.—Miller 15 pass from Ferragamo  
 (Corral kick)  
 L.A.—Guman 4 run (Corral kick)  
 L.A.—Miller 19 pass from Ferragamo  
 (Corral kick)

	<b>Jets</b>	<b>Rams</b>
First downs . . . . .	13	26
Rushing yards . . . .	85	226
Passing yards . . . .	139	284
Passes-Comp-Int. . .	35-14-1	37-23-4
Punts-Avg . . . . .	5-45.6	1-20.0
Fumbles-lost . . . . .	2-2	1-0
Penalties-yards . . .	7-53	9-104

**Rushing**

Jets—Newton 9 for 48, Todd 2 for 22,  
 Dierking 6 for 15.

Rams—Peacock 19 for 152, Bryant 8 for  
 34, Tyler 5 for 27, J. Thomas 5 for 10,  
 Guman 4 for 7, 1 TD; Dennard 1 for -1,  
 Ferragamo 2 for -3.

**Passing**

Jets—Todd 14 of 34 for 196, 1 TD, 1 int.;  
 Ramsey 0 of 1 for 0.

Rams—Ferragamo 22 of 36 for 284, 4 TD,  
 4 int.; Haden 1 of 1 for 11.

**Receiving**

Jets—Newton 4 for 22, Walker 3 for 69,  
 Shuler 3 for 29, J. Jones 2 for 46, 1 TD;  
 Harper 2 for 30.

Rams—Waddy 6 for 98, 1 TD; Hicks 4 for  
 45, Bryant 4 for 36, 1 TD; Peacock 3 for 45,  
 Miller 2 for 34, 2 TD; Dennard 1 for 16, D.  
 Hill 1 for 14, Arnold 1 for 4, Tyler 1 for 3.

**NOTES:** Peacock has best rushing game  
 ever. Waddy equals personal high with 6  
 catches.

**Buffalo 10, RAMS 7 OT**  
**Rich Stadium, Dec. 7**  
**Attendance: 77,133**

Los Angeles 0 0 7 0 0-7  
 Buffalo . . . 0 0 7 0 3-10  
 Buf.—Freeman 47 interception return  
 (Mike-Mayer kick)  
 L.A.—Guman 3 run (Cromwell run)  
 Buf.—FG Mike-Mayer 30

	<b>Rams</b>	<b>Bills</b>
First downs . . . . .	14	15
Rushing yards . . . .	181	150
Passing yards . . . .	34	122
Passes-Comp-Int. . .	23-8-1	25-10-0
Punts-Avg . . . . .	8-37.1	5-42.4
Fumbles-lost . . . . .	2-2	4-2
Penalties-yards . . .	5-49	4-62

**Rushing**

Rams—Guman 18 for 87, 1 TD; Bryant 17  
 for 61, Peacock 6 for 27, Haden 1 for 6.

Bills—Cribbs 26 for 83, Brown 12 for 45,  
 Leaks 4 for 14, Ferguson 1 for 8.

**Passing**

Rams—Haden 5 of 16 for 41, 1 int.;  
 Ferragamo 3 of 7 for 20.

Bills—Ferguson 10 of 25 for 138.

**Receiving**

Rams—Hicks 2 for 12, Guman 2 for -4,  
 Waddy 1 for 19, Miller 1 for 18, Bryant 1 for  
 11, Peacock 1 for 5.

Bills—Lewis 4 for 87, Brown 2 for 5,  
 Butler 1 for 22, Brammer 1 for 14, Cribbs 1  
 for 6, Hooks 1 for 4.

**NOTES:** Loss is L.A.'s first in overtime.

**RAMS 38, Dallas 14**  
**Anaheim Stadium, Dec. 15**  
**Attendance: 65,154 (Sellout)**

Dallas . . . . . 0 0 0 14-14  
 Los Angeles . . . 7 21 10 0-38  
 L.A.—Bryant 4 run (Corral kick)  
 L.A.—J. Thomas 34 run (Corral kick)  
 L.A.—Waddy 40 pass from Ferragamo  
 (Corral kick)  
 L.A.—Dennard 34 pass from Ferragamo  
 (Corral kick)  
 L.A.—FG Corral 27  
 L.A.—Hicks 1 pass from Ferragamo  
 (Corral kick)  
 Dal.—Hill 36 pass from White (Septien  
 kick)  
 Dal.—Johnson 17 pass from Carano  
 (Septien kick)

	<b>Cowboys</b>	<b>Rams</b>
First downs . . . . .	13	21
Rushing yards . . . .	96	242
Passing yards . . . .	175	275
Passes-Comp-Int. . .	33-13-3	25-15-0
Punts-Avg. . . . .	5-42.8	4-38.8
Fumbles-lost . . . .	1-0	1-0
Penalties-yards . . .	3-20	8-80

**Rushing**

Cowboys—Dorsett 14 for 77, Newhouse  
 3 for 6, Newsome 2 for 5, Carano 1 for 4,  
 P. Pearson 1 for 2, Springs 1 for 1, D. White  
 1 for 1.

Rams—J. Thomas 16 for 147, 1 TD;  
 Guman 9 for 43, Bryant 13 for 37, 1 TD;  
 Mitchell 7 for 16, Lee 1 for -1.

**Passing**

Cowboys—D. White 9 of 23 for 147, 1 TD,  
 3 int.; Carano 4 of 10 for 57, 1 TD.

Rams—Ferragamo 15 of 25 for 275, 3 TD.

**Receiving**

Cowboys—Hill 6 for 121, 1 TD; D. Pear-  
 son 1 for 25, P. Pearson 1 for 20, Johnson 1  
 for 17, Saldi 1 for 9, Springs 1 for 7, Cosbie  
 1 for 6, Dorsett 1 for -1.

Rams—Waddy 5 for 124, 1 TD; Dennard  
 5 for 99, 1 TD; Hicks 2 for 22, 1 TD; Miller 1  
 for 16, Mitchell 1 for 8, Bryant 1 for 6.

**NOTES:** Rams clinch spot in NFC First  
 Round Playoff. In first NFL start, Jewell  
 Thomas rushes for 147 yards. Cromwell  
 gets his 8th interception, tops in the NFC.

**RAMS 20, Atlanta 17 OT**  
**Anaheim Stadium, Dec. 21**  
**Attendance: 62,469 (Sellout)**

Atlanta . . . . . 7 7 0 3 0-17  
 Los Angeles 3 0 14 0 3-20  
 Atl.—Jackson 13 pass from Bartkowski  
 (Mazzetti kick)  
 L.A.—FG Corral 26  
 Atl.—Miller 9 pass from Bartkowski  
 (Mazzetti kick)  
 L.A.—J. Thomas 37 run (Corral kick)  
 L.A.—Dennard 17 pass from Ferragamo  
 (Corral kick)  
 Atl.—FG Mazzetti 18  
 L.A.—FG Corral 23

	<b>Falcons</b>	<b>Rams</b>
First downs . . . . .	21	23
Rushing yards . . . .	165	256
Passing yards . . . .	184	191
Passes-Comp-Int. . .	26-13-1	34-20-0
Punts-Avg. . . . .	5-39.0	5-39.6
Fumbles-lost . . . .	3-2	3-2
Penalties-yards . . .	3-68	7-52

**Rushing**

Falcons—Cain 19 for 81, Andrews 21 for  
 78, Mayberry 2 for 6.

Rams—J. Thomas 19 for 144, 1 TD;  
 Bryant 13 for 67, Guman 3 for 24, Dennard  
 1 for 21, Cromwell 1 for 0.

**Passing**

Falcons—Bartkowski 13 of 26 for 225, 2  
 TD, 1 int.

Rams—Ferragamo 20 of 34 for 213, 1 TD.

**Receiving**

Falcons—Jenkins 4 for 91, Francis 2 for  
 40, Andrews 2 for 36, Cain 2 for 27, Miller 2  
 for 18, 1 TD; Jackson 1 for 13, 1 TD.

Rams—Bryant 7 for 47, Dennard 6 for 96,  
 1 TD; D. Hill 2 for 19, J. Thomas 2 for 18,  
 Mitchell 1 for 13, Nelson 1 for 12, Guman 1  
 for 8.

**NOTES:** Jewell Thomas has second  
 straight game over 100 yards. Game was  
 first-ever overtime game in Anaheim  
 Stadium.

## NFC FIRST ROUND PLAYOFF

**Dallas 34, RAMS 13**

**Texas Stadium, Dec. 28**

**Attendance: 64,533**

Los Angeles . . . . . 6 7 0 0-13

Dallas . . . . . 3 10 14 7-34

Dal.—FG Septien 28

L.A.—J. Thomas 1 run (kick blocked)

Dal.—FG Septien 29

L.A.—Dennard 21 pass from Ferragamo  
(Corral kick)

Dal.—Dorsett 12 run (Septien kick)

Dal.—Dorsett 10 pass from White (Septien  
kick)

Dal.—Johnson 35 pass from White  
(Septien kick)

Dal.—D. Pearson 11 pass from White  
(Septien kick)

	<b>Rams</b>	<b>Cowboys</b>
First downs . . . . .	15	29
Rushing yards . . . .	92	338
Passing yards . . . .	168	190
Passes-Comp-Int. . .	30-14-3	25-12-3

Punts-Avg . . . . . 6-39.3 2-44.5

Fumbles-lost . . . . . 1-0 2-0

Penalties-yards . . . . 5-50 11-79

### Rushing

Rams—J. Thomas 14 for 48, 1 TD; Bryant  
10 for 44.

Cowboys—Dorsett 22 for 160, 1 TD;  
Springs 4 for 58, Newhouse 11 for 46, J.  
Jones 5 for 38, Newsome 2 for 34, D. White  
2 for 2.

### Passing

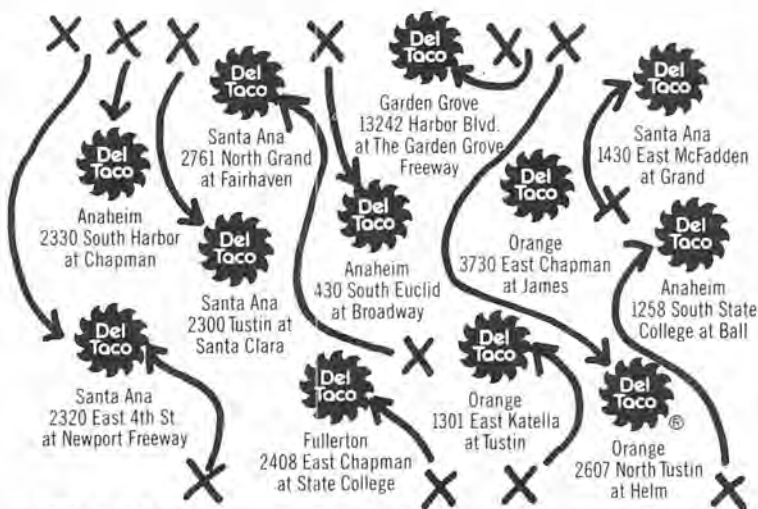
Rams—Ferragamo 14 of 30 for 175, 1 TD,  
3 int.

Cowboys—D. White 12 of 25 for 190, 3  
TD, 3 int.

### Receiving

Rams—Dennard 6 for 117, 1 TD; J.  
Thomas 3 for 26, Bryant 2 for 7, Nelson 1  
for 12, Waddy 1 for 9, Guman 1 for 5.

Cowboys—D. Pearson 4 for 60, 1 TD;  
Dorsett 3 for 28, 1 TD; Saldi 2 for 52,  
Johnson 1 for 35, 1 TD; Hill 1 for 8, DuPree  
1 for 7.



# The Del Taco post-game strategy.

# 1980 STANDINGS



## EASTERN DIVISION

	W	L	T	Pct.	Pts.	OP
*Buffalo	11	5	0	.688	320	260
New England	10	6	0	.625	441	325
Miami	8	8	0	.500	266	305
Baltimore	7	9	0	.438	355	387
N.Y. Jets	4	12	0	.250	302	395

## CENTRAL DIVISION

*Cleveland	11	5	0	.688	357	310
†Houston	11	5	0	.688	295	251
Pittsburgh	9	7	0	.563	352	313
Cincinnati	6	10	0	.375	244	312

## WESTERN DIVISION

*San Diego	11	5	0	.688	418	327
†Oakland	11	5	0	.688	364	306
Kansas City	8	8	0	.500	319	336
Denver	8	8	0	.500	310	323
Seattle	4	12	0	.250	291	408

\*Division Champion

†Wild Card

## EASTERN DIVISION

	W	L	T	Pct.	Pts.	OP
*Philadelphia	12	4	0	.750	384	222
†Dallas	12	4	0	.750	454	311
Washington	6	10	0	.375	261	293
St. Louis	5	11	0	.313	299	350
N.Y. Giants	4	12	0	.250	249	425

## CENTRAL DIVISION

*Minnesota	9	7	0	.563	317	308
Detroit	9	7	0	.563	334	272
Chicago	7	9	0	.438	304	264
Tampa Bay	5	10	1	.344	231	371
Green Bay	5	10	1	.344	271	341

## WESTERN DIVISION

*Atlanta	12	4	0	.750	405	272
†Los Angeles	11	5	0	.688	424	289
San Francisco	6	10	0	.375	320	415
New Orleans	1	15	0	.063	291	487

## AFC FIRST ROUND PLAYOFF

Oakland 27, Houston 7

## AFC DIVISIONAL PLAYOFFS

San Diego 20, Buffalo 14  
Oakland 14, Cleveland 12

## AFC CHAMPIONSHIP

Oakland 34, San Diego 27

## NFC FIRST ROUND PLAYOFF

Dallas 34, Los Angeles 13

## NFC DIVISIONAL PLAYOFFS

Philadelphia 31, Minnesota 16  
Dallas 30, Atlanta 27

## NFC CHAMPIONSHIP

Philadelphia 20, Dallas 7

## SUPER BOWL XV

Oakland 27, Philadelphia 10

## AFC-NFC PRO BOWL

NFC 21, AFC 7



# 1980 NFL SCORES

										<b>ATLANTA (12-4)</b>											
23	at Minnesota	24	41	at New Orleans	14	10	Washington	6													
37	at New England	21	13	Los Angeles	10	20	at Philadelphia	17													
17	Miami	20	30	at Buffalo	14	35	San Francisco	10													
20	at San Francisco	17	33	at St. Louis	27 OT	17	at Los Angeles	20 OT													
43	Detroit	28	31	New Orleans	13																
7	New York Jets	14	28	Chicago	17	405		272													
										<b>BUFFALO (11-5)</b>				<b>CHICAGO (7-9)</b>							
17	at New York Jets	14	17	Miami	7	6	at Green Bay	12 OT													
17	Pittsburgh	20	20	New York Jets	10	22	New Orleans	3													
16	at Houston	21	35	at New Orleans	26	14	Minnesota	34													
35	New York Jets	21	24	Oakland	7	3	at Pittsburgh	38													
30	at Miami	17	26	at San Diego	24	23	Tampa Bay	0													
17	at Buffalo	12	12	Baltimore	17	7	at Minnesota	13													
21	New England	37	14	at Miami	17	24	Detroit	7													
10	St. Louis	17	31	New England	13	14	at Philadelphia	17													
31	at Kansas City	24	14	Atlanta	30	21	at Cleveland	27													
27	Cleveland	28	31	at New York Jets	24	35	Washington	21													
10	at Detroit	9	14	at Cincinnati	0	6	Houston	10													
21	at New England	47	28	Pittsburgh	13	17	at Atlanta	28													
28	Buffalo	24	24	at Baltimore	28	23	at Detroit	17 OT													
33	at Cincinnati	34	10	Los Angeles	7 OT	61	Green Bay	7													
14	Miami	24	2	at New England	24	14	Cincinnati	17 OT													
28	Kansas City	38	18	at San Francisco	13	14	at Tampa Bay	13													
155		387	320		260	304		264													
										<b>CINCINNATI (6-10)</b>				<b>CLEVELAND (11-5)</b>				<b>DALLAS (12-4)</b>			
12	Tampa Bay	17	17	at New England	34	17	at Washington	3													
16	at Miami	17	7	Houston	16	20	at Denver	41													
30	Pittsburgh	28	20	Kansas City	13	28	Tampa Bay	17													
10	Houston	13	34	at Tampa Bay	27	28	at Green Bay	7													
9	at Green Bay	14	16	Denver	19	24	New York Giants	3													
17	at Pittsburgh	16	27	at Seattle	3	59	San Francisco	14													
14	Minnesota	0	26	Green Bay	21	10	at Philadelphia	17													
3	at Houston	23	27	Pittsburgh	26	42	San Diego	31													
14	San Diego	31	27	Chicago	21	27	at St. Louis	24													
17	at Oakland	28	28	at Baltimore	27	35	at New York Giants	38													
0	Buffalo	14	13	at Pittsburgh	16	31	St. Louis	21													
7	at Cleveland	31	31	Cincinnati	7	14	Washington	10													
20	at Kansas City	6	17	at Houston	14	51	Seattle	7													
34	Baltimore	33	17	New York Jets	14	19	at Oakland	13													
17	at Chicago	14 OT	23	at Minnesota	28	14	at Los Angeles	38													
24	Cleveland	27	27	at Cincinnati	24	35	Philadelphia	27													
244		312	357		310	454		311													
										<b>DENVER (8-8)</b>				<b>DETROIT (9-7)</b>				<b>GREEN BAY (5-10-1)</b>			
6	at Philadelphia	27	41	at Los Angeles	20	12	Chicago	6 OT													
41	Dallas	20	29	at Green Bay	7	7	Detroit	29													
13	San Diego	30	20	St. Louis	7	21	at Los Angeles	51													
14	at New England	23	27	Minnesota	7	7	Dallas	28													
19	at Cleveland	16	28	at Atlanta	43	14	Cincinnati	9													
20	Washington	17	24	New Orleans	13	14	at Tampa Bay	14 OT													
17	Kansas City	23	7	at Chicago	24	21	at Cleveland	26													
14	at New York Giants	9	17	at Kansas City	20	16	Minnesota	3													
16	Houston	20	17	San Francisco	13	20	at Pittsburgh	22													
20	at San Diego	13	0	at Minnesota	34	23	San Francisco	16													
31	New York Jets	24	9	Baltimore	10	21	at New York Giants	27													
36	Seattle	20	24	at Tampa Bay	10	25	at Minnesota	13													
3	at Oakland	9	17	Chicago	23 OT	17	Tampa Bay	20													
14	at Kansas City	31	23	at St. Louis	24	7	at Chicago	61													
21	Oakland	24	27	Tampa Bay	14	2	Houston	22													
25	at Seattle	17	24	Green Bay	3	2	at Detroit	24													
310		323	334		272	231		371													

<b>HOUSTON (11-5)</b>			<b>KANSAS CITY (8-8)</b>			<b>LOS ANGELES (11-5)</b>		
17	at Pittsburgh	31	14	Oakland	27	20	Detroit	41
16	at Cleveland	7	16	Seattle	17	9	at Tampa Bay	10
21	Baltimore	18	13	at Cleveland	20	51	Green Bay	21
13	at Cincinnati	10	7	San Diego	24	28	at New York Giants	7
7	Seattle	26	31	at Oakland	17	48	San Francisco	26
20	at Kansas City	21	21	Houston	20	21	at St. Louis	13
20	Tampa Bay	14	23	at Denver	17	31	at San Francisco	17
23	Cincinnati	3	20	Detroit	17	10	at Atlanta	13
20	at Denver	16	24	Baltimore	31	45	New Orleans	31
38	New England	34	31	at Seattle	30	14	Miami	35
10	at Chicago	6	8	at San Diego	20	17	at New England	14
28	at New York Jets	31 OT	21	at St. Louis	13	27	at New Orleans	7
14	Cleveland	17	6	Cincinnati	20	38	New York Jets	13
6	Pittsburgh	6	31	Denver	14	7	at Buffalo	10 OT
22	at Green Bay	3	16	at Pittsburgh	21	38	Dallas	14
20	Minnesota	16	38	at Baltimore	28	20	Atlanta	17 OT
295		251	319		336	424		289
<b>MIAMI (8-8)</b>			<b>MINNESOTA (9-7)</b>			<b>NEW ENGLAND (10-6)</b>		
7	at Buffalo	17	24	Atlanta	23	34	Cleveland	17
17	Cincinnati	16	7	Philadelphia	42	21	Atlanta	37
20	at Atlanta	17	34	at Chicago	14	37	at Seattle	31
21	New Orleans	16	7	at Detroit	27	23	Denver	14
17	Baltimore	30	17	Pittsburgh	23	21	at New York Jets	11
0	at New England	34	13	Chicago	7	34	Miami	0
17	Buffalo	14	0	at Cincinnati	14	37	at Baltimore	21
14	at New York Jets	17	3	at Green Bay	16	13	at Buffalo	31
10	at Oakland	16	39	at Washington	14	34	New York Jets	21
35	at Los Angeles	14	34	Detroit	0	34	at Houston	38
17	San Francisco	12	38	Tampa Bay	30	14	Los Angeles	17
24	San Diego	27 OT	13	Green Bay	25	47	Baltimore	21
10	at Pittsburgh	23	23	at New Orleans	20	17	at San Francisco	21
16	New England	13 OT	21	at Tampa Bay	10	13	at Miami	16 OT
24	at Baltimore	14	28	Cleveland	23	24	Buffalo	2
17	New York Jets	24	16	at Houston	20	38	at New Orleans	27
265		305	317		308	441		325
<b>NEW ORLEANS (1-15)</b>			<b>NEW YORK GIANTS (4-12)</b>			<b>NEW YORK JETS (4-12)</b>		
23	San Francisco	26	41	at St. Louis	35	14	Baltimore	17
2	at Chicago	22	21	Washington	23	10	at Buffalo	20
26	Buffalo	35	3	at Philadelphia	35	27	San Francisco	37
10	at Miami	21	7	Los Angeles	28	21	at Baltimore	35
7	St. Louis	40	3	at Dallas	24	11	New England	21
13	at Detroit	24	16	Philadelphia	31	14	at Atlanta	7
14	Atlanta	41	7	at San Diego	44	17	Seattle	27
14	at Washington	22	9	Denver	14	17	Miami	14
31	at Los Angeles	45	13	at Tampa Bay	30	21	at New England	34
21	Philadelphia	34	38	Dallas	35	24	Buffalo	31
13	at Atlanta	31	27	Green Bay	21	24	at Denver	31
7	Los Angeles	27	0	at San Francisco	12	31	Houston	28 OT
20	Minnesota	23	7	St. Louis	23	13	at Los Angeles	38
35	at San Francisco	38 OT	27	at Seattle	21	14	at Cleveland	17
21	at New York Jets	20	13	at Washington	16	20	New Orleans	21
27	New England	38	17	Oakland	33	24	at Miami	17
291		487	249		425	302		395
<b>OAKLAND (11-5)</b>			<b>PHILADELPHIA (12-4)</b>			<b>PITTSBURGH (9-7)</b>		
27	at Kansas City	14	27	Denver	6	31	Houston	17
24	at San Diego	30 OT	42	at Minnesota	7	20	at Baltimore	17
24	Washington	21	35	New York Giants	3	28	at Cincinnati	30
7	at Buffalo	24	14	at St. Louis	24	38	Chicago	3
17	Kansas City	31	24	Washington	14	23	at Minnesota	17
38	San Diego	24	31	at New York Giants	16	16	Cincinnati	17
45	at Pittsburgh	34	17	Dallas	10	34	Oakland	45
33	Seattle	14	17	Chicago	14	26	at Cleveland	27
16	Miami	10	27	at Seattle	20	22	Green Bay	20
28	Cincinnati	17	34	at New Orleans	21	24	at Tampa Bay	21
19	at Seattle	17	24	at Washington	0	16	Cleveland	13
7	at Philadelphia	10	10	Oakland	7	13	at Buffalo	28
9	Denver	3	21	at San Diego	22	23	Miami	10
13	Dallas	19	17	Atlanta	20	0	at Houston	6
24	at Denver	21	17	St. Louis	3	21	Kansas City	16
33	at New York Giants	17	27	at Dallas	35	17	at San Diego	26
364		306	384		222	352		313

ST. LOUIS (5-11)			SAN DIEGO (11-5)			SAN FRANCISCO (6-10)		
35	New York Giants	41	34	at Seattle	13	26	at New Orleans	23
21	at San Francisco	24 OT	30	Oakland	24 OT	24	St. Louis	21 OT
7	at Detroit	20	30	at Denver	13	37	at New York Jets	27
24	Philadelphia	14	24	at Kansas City	7	17	Atlanta	20
40	at New Orleans	7	24	Buffalo	26	26	at Los Angeles	48
13	Los Angeles	21	24	at Oakland	38	14	at Dallas	59
0	at Washington	23	44	New York Giants	7	17	Los Angeles	31
17	at Baltimore	10	31	at Dallas	42	23	Tampa Bay	24
24	Dallas	27	31	at Cincinnati	14	13	at Detroit	17
21	Atlanta	33 OT	13	Denver	20	16	at Green Bay	23
21	at Dallas	31	20	Kansas City	7	13	at Miami	17
13	Kansas City	21	27	at Miami	24	12	New York Giants	0
23	at New York Giants	7	22	Philadelphia	21	21	New England	17
24	Detroit	23	17	at Washington	40	36	New Orleans	35 OT
3	at Philadelphia	17	21	Seattle	14	10	at Atlanta	35
7	Washington	31	26	Pittsburgh	17	13	Buffalo	18
299	350		418	327		320	415	
SEATTLE (4-12)			TAMPA BAY (5-10-1)			WASHINGTON (6-10)		
13	San Diego	34	17	at Cincinnati	12	3	Dallas	17
17	at Kansas City	16	10	Los Angeles	9	23	at New York Giants	21
31	New England	37	17	at Dallas	28	21	at Oakland	24
14	at Washington	0	27	Cleveland	14	0	Seattle	14
26	at Houston	7	0	at Chicago	23	14	at Philadelphia	24
3	Cleveland	27	14	Green Bay	14 OT	17	at Denver	20
27	at New York Jets	17	14	at Houston	20	23	St. Louis	0
14	at Oakland	33	24	at San Francisco	23	22	New Orleans	14
20	Philadelphia	27	30	New York Giants	13	14	Minnesota	39
30	Kansas City	31	21	Pittsburgh	24	21	at Chicago	35
17	Oakland	19	30	at Minnesota	36	0	Philadelphia	24
20	at Denver	36	10	Detroit	24	10	at Dallas	14
7	at Dallas	51	20	at Green Bay	17	5	at Atlanta	10
21	New York Giants	27	10	Minnesota	21	40	San Diego	17
14	at San Diego	21	14	at Detroit	27	16	New York Giants	13
17	Denver	25	13	Chicago	14	21	at St. Louis	7
291	408		271	341		261	293	

# Try one of our side-lines.



If someone on your team wants an All-American favorite, our Double Del is Hot Stuff. It's two hefty 100% beef patties with American cheese, crisp lettuce, fresh tomato, pickle and special seasonings. With an option like this, you can't lose.



# 1980 RAMS ATTENDANCE



## HOME

## AWAY

### PRESEASON

New England Patriots	62,356	Denver Broncos	73,946
Dallas Cowboys	63,283		
San Diego Chargers	61,550		
	<b>187,189</b>		

### REGULAR SEASON

Detroit Lions	64,892	Tampa Bay Buccaneers	66,576
Green Bay Packers	63,850	New York Giants	73,414
San Francisco 49ers	62,188	St. Louis Cardinals	50,230
New Orleans Saints	59,909	San Francisco 49ers	55,360
Miami Dolphins	62,198	Atlanta Falcons	57,401
New York Jets	59,743	New England Patriots	60,609
Dallas Cowboys	65,154	New Orleans Saints	53,448
Atlanta Falcons	62,469	Buffalo Bills	77,133
	<b>500,403</b>		<b>494,171</b>

### POSTSEASON

Dallas Cowboys	64,533
----------------	--------

Total attendance (21 games):	1,320,242	Average: 62,964
League game total (16 games):	996,574	Average: 62,286
Anaheim Stadium game total (11 games):	687,592	Average: 62,508

## Attendance Records

One Season	1,344,391 (1973)—21 games
League Season	912,638 (1979)—16 games
Home Season	840,799 (1975)—13 games
Home League Season	535,194 (1974)—7 games
	502,084 (1958)—6 games
Preseason Game	95,985 (1951 vs. Redskins)
Regular Season Game	102,368 (1957 vs. 49ers)
Postseason Game	103,985 (Super Bowl XIV)
Road League Game	82,514 (1968 at Cleveland)

<b>Largest Coliseum Attendance</b>
102,368 (1957 vs. 49ers)
100,470 (1958 vs. Bears)
100,202 (1958 vs. Colts)

<b>Largest Anaheim Stadium Attendance</b>
65,154 (1980 vs. Cowboys)
64,892 (1980 vs. Lions)
63,850 (1980 vs. Packers)

### Recent Seasonal Totals:

1952: 944,744 (20 games)	1962: 821,404 (19 games)	1972: 1,287,474 (20 games)
1953: 817,946 (19 games)	1963: 829,165 (19 games)	1973: 1,344,391 (21 games)
1954: 839,633 (19 games)	1964: 896,083 (19 games)	1974: 1,283,522 (22 games)
1955: 994,589 (20 games)	1965: 736,085 (19 games)	1975: 1,295,294 (22 games)
1956: 886,895 (19 games)	1966: 917,838 (19 games)	1976: 1,286,150 (22 games)
1957: 1,051,106 (19 games)	1967: 1,230,059 (22 games)	1977: 1,129,173 (21 games)
1958: 1,053,798 (19 games)	1968: 1,154,569 (20 games)	1978: 1,215,714 (22 games)
1959: 1,061,625 (18 games)	1969: 1,307,989 (22 games)	1979: 1,332,263 (23 games)
1960: 881,991 (18 games)	1970: 1,247,970 (20 games)	1980: 1,320,242 (21 games)
1961: 883,435 (19 games)	1971: 1,296,708 (21 games)	



## THE RAMS STORY: 1937-1980

---

**1937** On Feb. 13, the National Football League grants a Cleveland franchise to Homer Marshman and associates, a prominent group of local businessmen. Hugo Bezdek is named head coach. As the league's rookie franchise, Rams finish with a 1-10-0 record. Bob Kelley is named radio play-by-play announcer at start of season.

**1938** Assistant coach Art Lewis takes over team after three losses and Rams win three of remaining seven games.

**1939** Earl "Dutch" Clark becomes head coach and Lewis remains as assistant. Rams hit .500 mark for first time with 5-5-1 record. Parker Hall joins team as rookie tailback. Hall is not named on official NFL all-league first team, but wins Joe Carr Trophy as NFL's official Most Valuable Player.

**1940** Team drops back to 4-6-1 record. Johnny Drake, powerful Ram fullback, is named to first team All-NFL.

**1941** Daniel F. Reeves and Fred Levy, Jr. purchase Rams in June and hire, as general manager, Billy Evans, former sports columnist, American League umpire and Cleveland Indians general manager. Team wins first two games but drops next nine to finish in cellar.

**1942** Evans resigns before 1942 season. Charles "Chile" Walsh replaces Art Lewis as assistant coach. Lt. Reeves and Major Levy depart to enter armed forces. Bob Kelley is

named club secretary. Team finishes 5-6-0.

**1943** Clark resigns. Chile Walsh is named head coach, but NFL grants Rams permission to suspend operations for one season because of wartime difficulties. Reeves buys out Levy.

**1944** Chile Walsh becomes general manager and appoints Buff Donelli as head coach. Pickup team finishes 4-6-0.

**1945** Donelli joins military service. Walsh names his brother, Adam Walsh, as head coach, with George Trafton and Bob Snyder as assistants. Third round draft choice (a future) Bob Waterfield from UCLA joins team as T-formation quarterback and leads Rams to 9-1-0 season for first divisional title in team's history. On icy field, Rams defeat Washington Redskins, 15-14, at Cleveland for world title. Waterfield becomes first player to receive unanimous vote for official NFL Most Valuable Player award. Walsh is named coach of the year. Eddie Kotal joins team as chief scout and Bill John begins 29-year tenure as business manager.

**1946** Reeves moves franchise to Los Angeles early in the year. After disappointing 6-4-1 season, both Walshes resign.

**1947** Reeves assumes duties of general manager. Bob Snyder is named head coach with Joe Stydahar as new assistant. Team is talent-heavy but injury-ridden in 6-6-0 season.

Reeves sells part interests to former partner Levy and to Edwin and Harold Pauley and Hal Seley.

**1948** Clark Shaughnessy joins staff as advisory coach. On Sept. 3, Snyder resigns and Clark Shaughnessy becomes head coach. Team wins four of last five to post 6-5-1 mark.

**1949** Team wins first six games, then hangs on to win first divisional title since moving west. Heavy rain holds down L.A. crowd as Philadelphia Eagles skid to 14-0 win over Rams in NFL title game. Rookie Norm Van Brocklin joins team and gives Rams top-notch one-two quarterback punch. Elroy Hirsch has fine rookie year.

**1950** NFL absorbs AAC, leaving Rams as lone pro team in Los Angeles after four years of two-league existence. In February, Stydhar becomes head coach, replacing Shaughnessy. Club opens new offices on Beverly Boulevard. Bill Granholm begins 18-year tenure as equipment manager. Team sets 22 league records in rolling to conference title tie. Waterfield and end Tom Fears lead playoff win over Bears, 24-14, but following week in Cleveland, Lou Groza's late field goal stops Rams' title hopes, 30-28.

**1951** Rams win third straight conference title on final day of season, then defeat Cleveland at the Coliseum, 24-17, on 73-yard pass, Van Brocklin to Fears, for first world title since moving to L.A.

**1952** After team loses three straight preseason games and drops league opener by big score, Stydhar re-

signs. He is replaced as head coach by Hamp Pool. Team loses two of next three, but wins last eight to tie for conference title. Rams lose playoff in Detroit. Rams trade 11 players to Dallas for rookie Les Richter, who then enters Army for two years. Waterfield retires.

**1953** Club co-owner Harold Pauley passes away. Team compiles 8-3-1 record, losing three games by total of eight points to finish third in conference. Rams defeat world champ Lions in both games.

**1954** Bonus choice Bill Wade and tradee Les Richter both join Rams as rookies two years after going from college into military service. Team has disappointing 6-5-1 mark. All assistant coaches resign. Pool soon follows suit.

**1955** On Jan. 26, Rams hire Sid Gillman, head coach at University of Cincinnati, to replace Pool. Fine defensive year and clutch field goal kicking by Richter give team hard-fought 8-3-1 record for conference title. Cleveland wins title game at Coliseum by one-sided score.

**1956** In form reversal, team loses five consecutive early-season games and finishes in cellar tie with 4-8 record.

**1957** Ram owners sign five-year operational pact and name former Ram publicist Pete Rozelle as general manager. Team loses squeakers on road to 49ers and Lions, finishing 6-6-0, but only two games behind conference leaders.

**1958** In preseason trade, Van Brocklin goes to Eagles. Bill Wade

sets many Ram passing marks en route to 8-4-0 year.

**1959** Team has general letdown and many injuries for worst season since 1937, finishing 2-10-0. Ollie Matson, acquired in big trade, is workhorse at fullback. On last day of season, Gillman and staff resign.

**1960** Following death of Bert Bell, Pete Rozelle is named NFL commissioner. Elroy Hirsch replaces Rozelle as Rams general manager. Bob Waterfield is named Ram head coach. Team finishes 4-7-1.

**1961** Rams trade Bill Wade, Del Shofner, John Guzik for Zeke Bratkowski, Lindon Crow and 1962 first draft choice, which makes it possible to draft both Roman Gabriel and Merlin Olsen. Revamped Rams finish strongly after slow start, but still show 4-10-0 deficit.

**1962** Harland Svare replaces Don Paul as defensive line coach. Rams lose four of first five games by narrow margins, then show only occasional surges of success en route to 1-12-1 year. Waterfield resigns after eighth game. Svare named interim head coach. On Dec. 27, in closed auction, Reeves reacquires control of Rams, purchasing full interests of co-owners Pauley, Levy, Seley and Bob Hope.

**1963** Reeves sells 49% interest in Rams to Gene Autry, Bob Reynolds, Leonard Firestone, Paul A. O'Bryan, Robert Lehman, J.D. Stetson Coleman and Joseph A. Thomas. Svare is retained. Les Richter retires before season. After 0-5 record, Gabriel is reinstated as starting QB and plays last nine games without relief, guiding team to 5-4 mark and season record of 5-9-0.

**1964** Rams sign 10-year pact to play in "new look" Coliseum's "stadium-within-a-stadium." Fourteen rookies make the season squad. Club finishes fifth with 5-7-2 record.

**1965** After winning only one of first 10, Rams take three of last four against top two teams in each conference, but Svare is dismissed.

**1966** After a court fight, George Allen is released by George Halas from his assistant coaching duties with the Chicago Bears to become head coach of the Rams. NFL and AFL merge in spring. Bob Kelley, "Voice of the Rams" since the club's beginning in 1937 dies in September. Rams practice in new facilities in Long Beach. Team finishes 8-6.

**1967** After 17 years on Beverly Boulevard, club moves to new building on Pico. Training camp is also moved to California State College at Fullerton after five years at Chapman College in Orange. Equipment manager Bill Granholm leaves club after 18 years to take position in league office. Rams record first unbeaten preseason in history with six wins, including victories over first-ever AFL opponents, San Diego and Kansas City. Team completes finest win-loss season ever with 11-1-2 league record to win Coastal Division Championship, the first title of any kind since 1955, then loses to Green Bay in Western Conference Championship Game.

**1968** After playoff win over Cleveland in January, team finishes regular season with 10-3-1 record, second in Coastal Division to Baltimore's 13-1 mark. Attendance is over one million for second straight year and Ram defense sets new 14-game NFL record

for fewest yards allowed. On Dec. 26, Allen is dismissed as head coach, but is re-hired two weeks later.

**1969** After 20 years with the Rams as a player, general manager and assistant to the president, Elroy Hirsch leaves club to become athletic director at the University of Wisconsin. He is replaced by Public Relations Director Jack Teele, and John Sanders becomes Assistant General Manager. Team wins its first 11 games to win Coastal Division with 11-3 record before losing to Minnesota in Western Conference title game, 23-20. Quarterback Roman Gabriel is unanimous choice as the NFL's Most Valuable Player.

**1970** Playoff Bowl victory over Dallas in January heads Rams toward their 25th year in Southern California. With the completion of the merger of the NFL and AFL, the Rams join San Francisco, Atlanta and New Orleans in the Western Division of the National Conference of the new 26-team National Football League. Rams finish second to 49ers with 9-4-1 record. George Allen's contract is not renewed.

**1971** On April 15, owner Daniel F. Reeves dies of cancer in New York. His longtime friend and business associate, William A. Barnes, becomes President and General Manager. Tommy Prothro, successful head coach at UCLA, replaces Allen. Playing the toughest schedule in the NFL, the Rams finish with an 8-5-1 record, second to 49ers in the NFC West.

**1972** In a history-making move, Baltimore Colts owner Carroll Rosenbloom trades the Baltimore franchise to Robert Irsay in exchange for the Rams. Irsay had purchased the Rams

from the estate of the late Dan Reeves. The transaction was completed and announced on July 14. Rosenbloom, the most successful owner in the NFL over the last two decades, brings with him to Los Angeles Don Klosterman, Rosenbloom's general manager in Baltimore. Klosterman assumes title of Executive Vice President and General Manager. After five years at Cal State Fullerton, Rams move training camp site to Cal State Long Beach. After 6-7-1 season, all coaches are dismissed.

**1973** An observer in '72, Rosenbloom begins to make changes early in 1973, and they pay off quickly. His choice for head coach, former Detroit assistant Chuck Knox, leads team to 12-2 season, winningest in Rams history, and Knox becomes "Coach of the Year." Roman Gabriel is traded to Philadelphia and the new quarterback, former San Diego Charger John Hadl, is NFC "Player of the Year." Rams win NFC West title, but lose in first round of playoffs to Dallas. Other changes introduced by Rosenbloom include return to blue and gold uniforms. Club returns to Cal State Fullerton for summer training.

**1974** Carroll Rosenbloom's son, Steve, takes over as Assistant to the President. After 3-2 start, Rams trade John Hadl to Green Bay for five draft choices in bold move that stuns the football world. Hadl's backup, James Harris, becomes starter and leads team to 10-4 record, its second straight NFC Western title and its first playoff victory since 1951 (a 19-10 win over Washington) before the Rams bow to Minnesota, 14-10, in NFC title game.

**1975** With defense allowing second fewest points in NFL history over a

14-game season (135), Rams win third straight NFC Western title by completing 12-2 season. After playoff victory over St. Louis, however, they bow to Dallas in the NFC Championship Game. The 34-8 record over the last three years is best in the NFL.

**1976** Rams win NFC West title for fourth straight year with 10-3-1 record, then beat Dallas, 14-12, for their first playoff victory on the road before 24-13 NFC title game loss at Minnesota. Quarterback injuries mar season and rookie Pat Haden becomes fourth different playoff QB in four years under Knox. Rams' 351 points is highest in NFC.

**1977** Rams spearhead new Coliseum configuration which reduces capacity from 91,038 to 71,039. With Lawrence McCutcheon setting new club career rushing record of 5,523 yards, the Rams (10-4) roll to their fifth straight division title before 14-7 playoff loss to Minnesota in Coliseum. Following the campaign Knox resigns to take Buffalo Bills head coaching post.

**1978** On Feb. 1, Rosenbloom hires George Allen but releases Allen after second preseason game. Ray Mala-

vasi becomes head coach and leads club to 12-4 mark for the sixth straight division title (tying NFL record). Rams beat Minnesota, 34-10, in playoff but lose NFC title to Dallas. Rams also announce move to Anaheim Stadium beginning in 1980.

**1979** Carroll Rosenbloom dies April 2 and his widow, Georgia, becomes majority owner. Klosterman is named to replace Steve Rosenbloom in charge of day-to-day operations. Club moves to Rams Park in Anaheim, where offices and practice facilities are together. Despite multitude of injuries, team wins 7th straight division title to set NFL record, then beats Dallas (21-19) and Tampa Bay (9-0) in NFC Playoffs. Rams lose to Pittsburgh in Super Bowl XIV, 31-19.

**1980** With Anaheim Stadium's capacity set at 69,045, Rams sell out last six home games and finish with 11-5 record. Rams lead NFL in rushing for first time since 1957, gaining 2,799 yards. Rams set 15 club records and tie three others. Nolan Cromwell named consensus All-NFL and receives award as NFC Defensive Player of the Year. Rams enter playoffs as wild card and lose to Dallas, 34-13.



# ALL-TIME RAM COACHES ROSTER



NOTE: Coaches listed below are those who have been either head or assistant coaches of the Rams since the club moved to Los Angeles in 1946.

NAME	COLLEGE	YR. RAM	NAME	COLLEGE	YR. RAM
Allen, George, Michigan	.....	1957, 1966-70	Patera, Jack, Oregon	.....	1963-66
Alsmen, Ed, Washington	.....	1974-75	Paterra, Herb, Michigan State	.....	1980
Andersen, Foster, UCLA	.....	1978	Paul, Don, UCLA	.....	1959-61
Austin, Bill, Oregon State	.....	1965	Pitts, Elijah, Philander Smith	.....	1974-77
Battles, Bill, Brown	.....	1953-54	Poof, Hampton, Stanford	.....	1950-54, 1960-62
Bennett, Leeman, Kentucky	.....	1973-76	Prochaska, Ray, Nebraska	.....	1966-70, 1973-77
Brooks, Rich, Oregon State	.....	1971-72	Prothro, Tommy, Duke	.....	1971-72
Campbell, Marion, Georgia	.....	1967-68	Radakovich, Dan, Penn State	.....	1979-80
Carson, Bud, North Carolina	.....	1978-80	Richards, Ray, Nebraska	.....	1951-52
Catlin, Tom, Oklahoma	.....	1966-77	Rymkus, Lou, Notre Dame	.....	1958
Coley, Max, San Jose State	.....	1978	Sauer, John, Army	.....	1953-54
Crow, Lindon, USC	.....	1963	Schneiker, Bob, Bowling Green	.....	1963-65
David, Jim, Colorado State	.....	1960-62	Schnellenberger, Howard, Kentucky	.....	1966-69
Dixon, Hewitt, Florida A&M	.....	1980	Schwenk, Vic, Occidental	.....	1964-65
Doll, Don, USC	.....	1965	Shaughnessy, Clark, Minnesota	.....	1948-49
Dowler, Boyd, Colorado	.....	1970	Snyder, Bob, Ohio U.	.....	1946-49
Durden, Earnel, Oregon State	.....	1971-72	Stephenson, Kay, Florida	.....	1977
Faulkner, Jack, Miami (O.)	.....	1955-59, 1973-79	Storm, Lowell, Cincinnati	.....	1955-57
Fears, Tom, UCLA	.....	1960-61	Stydahar, Joe, West Virginia	.....	1947-52
Gillman, Sid, Ohio State	.....	1955-59	Sullivan, Joe, No College	.....	1966-70
Hall, Sid, COP	.....	1971-72	Summerall, Pat, Arkansas	.....	1963
Hein, Mel, Washington State	.....	1950	Svare, Harland, Washington State	.....	1962-65
Heinrich, Don, Washington	.....	1963-64	Swiacki, Bill, Columbia	.....	1958
Hickey, Howard "Red", Arkansas	.....	1950-54	Taylor, Lionel, NM Highlands	.....	1977-80
Hickman, Bill, Duke	.....	1978-80	Thomas, Joe, Ohio Northern	.....	1955-56
Knox, Chuck, Juniata	.....	1973-77	Torgeson, LaVern, Wash. St.	.....	1969-70, 1978-80
Lanham, Paul, Glenville State	.....	1978-80	Trafton, George, Norte Dame	.....	1946-49
Lauterbur, Frank, Mt. Union	.....	1978-80	Vermeil, Dick, San Jose State	.....	1969, 1971-73
Levy, Marv, Coe	.....	1970	Voris, Dick, San Jose State	.....	1954
Lindskog, Vic, Stanford	.....	1960-62	Wagstaff, Jim, Idaho State	.....	1973-77
Madro, Joe, Ohio State	.....	1955-59	Waller, Charlie, Georgia	.....	1978
Malavasi, Ray, Mississippi State	.....	1973-80	Walsh, Adam, Notre Dame	.....	1946
Marchbroda, Ted, Detroit	.....	1966-70	Waterfield, Bob, UCLA	.....	1958, 1960-62
McKittrick, Bobb, Oregon State	.....	1971-72	Weaver, Larrye, Adams State	.....	1971-72
McLaughlin, Leon, UCLA	.....	1971-72	Weaver, Ralph, Newberry	.....	1954
Meyer, Ken, Denison	.....	1973-76	Wietecha, Ray, Northwestern	.....	1963-64

***Nine former Ram players went on to become Ram coaches. They are Lindon Crow, Don Doll, Tom Fears, Howard Hickey, Leon McLaughlin, Don Paul, Elijah Pitts, Harland Svare and Bob Waterfield.***



# ALL-TIME RAMS ROSTER

NOTE: Players listed below are those who have appeared in at least one regular season game for the Rams since the club moved to Los Angeles in 1946.

NAME (POS) COLLEGE YR. RAM

## A

Adams, John (TE), Cal State L.A. 1963  
 Agajanian, Ben (K), New Mexico 1953  
 Agler, Bob (RB), Otterbein 1948-49  
 Alexander, Kermit (DB), UCLA 1970-71  
 Allen, Duane (E), Santa Ana JC 1961-64  
 Anderson, Bruce (DE), Willamette 1966  
 Andrews, George (LB), Nebraska 1979-80  
 Arnett, Jon (RB), USC 1957-63  
 Arnold, Walt (TE), New Mexico 1980  
 Atkins, Pervis (RB), New Mexico State 1961-63

## B

Bacon, Coy (DT), Jackson State 1968-72  
 Bagarus, Steve (RB), Notre Dame 1947  
 Bain, Bill (G), USC 1979-80  
 Baker John (DT), No. Cal. College 1958-61  
 Baker, Terry (QB-RB), Oregon State 1963-65  
 Baker, Tony (RB), Oregon State 1973-74  
 Banta, Jack (RB), USC 1946-48  
 Barry, Paul (RB), Tulsa 1950-52  
 Bass, Dick (RB), Pacific 1960-69  
 Baughman, Maxie (LB), Georgia Tech 1966-70  
 Beathard, Pete (QB), USC 1972  
 Benton, Jim (E), Arkansas 1946-47  
 Bertelsen, Jim (RB), Texas 1972-76  
 Bighead, Jack (E), Pepperdine 1955  
 Bleeker, Mel (RB), USC 1947  
 Bouley, Gil (T), Boston College 1946-50  
 Bowers, Bill (DB), USC 1954  
 Boyd, Bob (E), Loyola (L.A.) 1950-57  
 Boeke, Jim (T), Heidelberg 1960-63  
 Braatz, Tom (E), Marquette 1958  
 Bradshaw, Charlie (T), Baylor 1958-60  
 Bratkowski, Zeke (QB), Georgia 1961-63  
 Bravo, Alex (DB), Cal Poly SLO 1957-58  
 Breen, Gene (LB), Virginia Tech 1967-68  
 Brink, Larry (DE), No. Illinois St. 1948-53  
 Brito, Gene (DE), Loyola (L.A.) 1959-60  
 Britt, Charley (DB), Georgia 1960-63  
 Brooks, Larry (DT), Va. St.-Petersburg 1972-80  
 Brown, Bob (T), Nebraska 1969-70  
 Brown, Eddie (S-KR), Tennessee 1978-79  
 Brown, Fred (LB), Miami (Fla.) 1965  
 Brown, Roger (DT), Maryland State 1967-69  
 Brown, Willie (E-RB), USC 1964-65  
 Brudzinski, Bob (LB), Ohio State 1977-80  
 Bruney, Fred (DB), Ohio State 1958  
 Bryant, Cullen (DB-RB), Colorado 1973-80  
 Budka, Frank (DB), Notre Dame 1964  
 Bukich, Rudy (QB), USC 1953-56  
 Burke, Mike (P), Miami (Fla.) 1974  
 Burman, George (C-G), Northwestern 1967-70  
 Burroughs, Don (DB), Colorado A&M 1955-59  
 Buzin, Rich (T), Penn State 1971  
 Byrd, Mac (LB), USC 1965

## C

Cahill, Dave (DT), Northern Arizona 1967  
 Cappelletti, John (RB), Penn State 1974-78

Carrell, Duane (P), Florida State 1975  
 Carey, Bob (E), Michigan State 1952, 1954, 1956  
 Carroll, Joe (T), Notre Dame 1962-68, 1971  
 Casey, Bernie (WR), Bowling Green 1967-68  
 Cash, Rick (DE), Northeast Missouri 1969-70  
 Casner, Ken (T), Baylor 1952  
 Cason, Jim (DB), LSU 1955-56  
 Castete, Jesse (DB), McNeese State 1956-57  
 Champagne, Ed (T), LSU 1947-50  
 Chapple, Dave (P), UC Santa Barbara 1972-74  
 Chuy, Don (G), Clemson 1963-68  
 Clark, Al (CB), Eastern Michigan 1972-75  
 Clark, Ken (P), St. Mary's (N.S.) 1979  
 Clarke, Leon (E), USC 1956-59  
 Collier, Bob (T), SMU 1951  
 Cordileone, Lou (LB), Clemson 1962  
 Corn, Joe (RB), No College 1948  
 Corral, Frank (K-P), UCLA 1978-80  
 Cothren, Paige (G), Mississippi 1957-58  
 Cowan, Charlie (T), N. Mex. Highlands 1961-75  
 Cowbig, Jerry (RB), Notre Dame 1947-49  
 Cowlings, Al (DE), USC 1975, 1977  
 Coyle, Ross (DB), Oklahoma 1961  
 Crabb, Claude (DB), Colorado 1966-68  
 Cromwell, Nolan (DB), Kansas 1977-80  
 Cross, Bobby (T), Kilgore JC 1954-55  
 Cross, Irv (DB), Northwestern 1966-68  
 Crow, Lindon (DB), USC 1961-64  
 Curran, Pat (TE-RB), Lakeland 1969-74  
 Currie, Dan (LB), Michigan State 1965-66  
 Curry, Bill (G), Georgia Tech 1974  
 Curriwan, Don (DE), Boston College 1948-49

## D

Dahms, Tom (T), San Diego State 1951-54  
 Dale, Carroll (E), VPI 1960-64  
 Daniel, Willie (DB), Mississippi State 1967-69  
 Daugherty, Dick (LB), Oregon 1951-58  
 David, Bob (G), Villanova 1947-48  
 Davis, Anthony (RB-KR), USC 1978  
 Davis, Glenn (RB), Army 1950-51  
 Davis, Roger (G), Syracuse 1964  
 Dean, Hal (G), Ohio State 1947-49  
 DeFruiter, Bob (DB), Nebraska 1948  
 Delaney, Jeff (S), Pittsburgh 1980  
 deLauer, Bob (G), USC 1946  
 DeMarco, Bob (C), Dayton 1975  
 Dempsey, Tom (K), Palomar JC 1975-76  
 Dennard, Preston (WR), New Mexico 1978-80  
 Dennis, Mike (RB), Mississippi 1968-69  
 Dickson, Paul (T), Baylor 1959  
 Doll, Don (DB), USC 1954  
 Doss, Reggie (DE), Hampton Institute 1978-80  
 Dougherty, Bob (LB), Kentucky 1957  
 Drake, Bill (DB), Oregon 1973-74  
 Dryer, Fred (DE), San Diego State 1972-80  
 Dunstan, Bill (DT), Utah State 1979  
 Dwyer, Jack (DB), Loyola (L.A.) 1952-54  
 Dyer, Henry (RB), Grambling 1966-68

## E

Eason, Roger (G), Oklahoma 1946-48  
 Ekern, Carl (LB), San Jose State 1976-78, 1980



Ellena, Jack (MG), UCLA ..... 1955-56  
 Ellersick, Don (DB), Washington State ..... 1960  
 Ellis, Ken (CB), Southern U. .... 1979  
 Ellison, Willie (RB), Texas Southern ..... 1967-72  
 Elmendorf, Dave (DB), Texas A&M ..... 1971-79  
 Evey, Dick (DT), Tennessee ..... 1970  
 Ezerins, Vilnis (RB), Whitewater State ..... 1968

## F

Fanning, Mike (DT), Notre Dame ..... 1975-80  
 Fanning, Stan (DE), Idaho ..... 1963  
 Farmer, Tom (RB), Iowa ..... 1946  
 Fawcett, Jake (T), SMU ..... 1946  
 Fears, Tom (E), UCLA ..... 1948-56  
 Ferragamo, Vince (QB), Nebraska ..... 1977-80  
 Ferris, Neil (DB), Loyola (L.A.) ..... 1953  
 Finch, Karl (E), Cal Poly Pomona ..... 1962  
 Finlay, Jack (G), UCLA ..... 1947-51  
 Fournet, Sid (DT), LSU ..... 1955-56  
 France, Doug (T), Ohio State ..... 1975-80  
 Franckhauser, Tom (DB), Purdue ..... 1959  
 Fry, Bob (T), Kentucky ..... 1953-59  
 Fuller, Frank (DT), Kentucky ..... 1953-58  
 Fulton, Ed (G), Maryland ..... 1978

## G

Gabriel, Roman (QB), No. Carolina State ..... 1962-72  
 Geddes, Ken (LB), Nebraska ..... 1971-75  
 Genrke, Fred (RB), Utah ..... 1946-49  
 George, Bill (LB), Wake Forest ..... 1966  
 Geredine, Tom (WR), NE Missouri State ..... 1976  
 Gordon, Dick (WR), Michigan State ..... 1972-73  
 Gossett, Bruce (K), Richmond ..... 1964-69  
 Gravelle, Gordon (T), BYU ..... 1979  
 Gremminger, Hank (DB), Baylor ..... 1966  
 Grier, Roosevelt (DT), Penn State ..... 1963-66  
 Griffin, Bob (C), Arkansas ..... 1953-57  
 Griffin, John (DB), Memphis State ..... 1963  
 Guillory, Anthony (LB), Lamar Tech. .... 1965, 1967-68  
 Guman, Mike (RB), Penn State ..... 1980  
 Guzik, John (LB), Pittsburgh ..... 1959-60

## H

Haden, Pat (QB), USC ..... 1976-80  
 Hadi, John (QB), Kansas ..... 1973-74  
 Hall, Alvin (DB), No. College ..... 1961-63  
 Halliday, Jack (DT), SMU ..... 1951  
 Halverson, Dean (LB), Washington ..... 1968, 1972  
 Hamilton, Ray (E), Arkansas ..... 1946-47  
 Harding, Roger (C), California ..... 1946  
 Hardy, Jim (QB), USC ..... 1946-48  
 Harmon, Tom (RB), Michigan ..... 1946-47  
 Harrah, Dennis (G), Miami (Fla.) ..... 1975-80  
 Harris, James (QB), Grambling ..... 1973-76  
 Harris, Jim (DB), Oklahoma ..... 1958  
 Harris, Joe (LB), Georgia Tech ..... 1979-80  
 Harris, Marv (LB), Stanford ..... 1964  
 Hauser, Art (DT), Xavier ..... 1954-57  
 Hayes, Larry (C), Vanderbilt ..... 1962-63  
 Haymond, Alvin (DB), Southern U. .... 1969-71  
 Haynes, Hall (DB), Santa Clara ..... 1954-56  
 Heckard, Steve (E), Davidson ..... 1965-66  
 Hecker, Bob (DB), Baldwin Wallace ..... 1952  
 Hecker, Norb (DB), Baldwin Wallace ..... 1951-53  
 Hector, Willie (T), Pacific ..... 1961  
 Henry, Mike (LB), USC ..... 1962-64  
 Henry, Urban (DT), Georgia Tech ..... 1961  
 Hickley, Howard (E), Arkansas ..... 1946-48  
 Hicks, Victor (TE), Oklahoma ..... 1980  
 Hill, Drew (WR), Georgia Tech ..... 1979-80

Hill, Eddie (RB), Memphis State ..... 1979-80  
 Hill, Kent (T), Georgia Tech ..... 1979-80  
 Hill, Winston (T), Texas Southern ..... 1977  
 Hirsch, Elroy (E-RB), Wisconsin ..... 1949-57  
 Hock, John (G), Santa Clara ..... 1953-57  
 Hoerner, Dick (RB), Iowa ..... 1947-51  
 Hoffman, Bob (RB), USC ..... 1946-48  
 Holladay, Bob (RB), Tulsa ..... 1956  
 Holovak, Mike (RB), Boston College ..... 1946  
 Holtzman, Glenn (T), North Texas St. .... 1955-58  
 Hord, Roy (G), Duke ..... 1960-62  
 Horton, Greg (G), Colorado ..... 1976-78, 1980  
 Horvath, Les (RB), Ohio State ..... 1947-48  
 Houser, John (C-G), Redlands ..... 1957-59  
 Howard, Gene (DB), Langston ..... 1971-72  
 Hubbell, Frank (DE-TE), Tennessee ..... 1947-49  
 Huffman, Dick (T), Tennessee ..... 1947-50  
 Hughes, Ed (DB), Tulsa ..... 1954-55  
 Humphrey, Buddy (QB), Baylor ..... 1959-60  
 Hunter, Art (C), Notre Dame ..... 1960-64

## I

Iglehart, Floyd (DB), Wiley ..... 1958  
 Iman, Ken (C), Southeast Missouri St. .... 1965-74  
 Irvin, LeRoy (CB-PR), Kansas ..... 1980

## J

Jackson, Harold (WR), Jackson St. .... 1968, 1973-77  
 Jackson, Monte (CB), San Diego State ..... 1975-77  
 Jackson, Rusty (P), LSU ..... 1976  
 Janerette, Charlie (G), Penn State ..... 1960  
 Jaworski, Ron (QB), Youngstown ..... 1974-76  
 Jessie, Ron (WR), Kansas ..... 1975-79  
 Jobko, Bill (LB), Ohio State ..... 1958-62  
 Joda, Jim (RB), Carthage ..... 1977-79  
 Johns, Freeman (WR), SMU ..... 1976-77  
 Johnson, Clyde (T), Kentucky ..... 1946-47  
 Johnson, Johnnie (S), Texas ..... 1980  
 Johnson, Marvin (DB), San Jose State ..... 1951-52  
 Johnson, Mitch (T), UCLA ..... 1969-70  
 Jones, Cody (DT), San Jose State ..... 1974-78, 1980  
 Jones, David (DE), South Carolina St. .... 1961-71  
 Jones, Jimmy (RB), Washington ..... 1958  
 Jordan, Jeff (RB), Washington ..... 1970  
 Josephson, Les (RB), Augusta ..... 1964-67, 1969-74  
 Justin, Sid (CB), Long Beach State ..... 1979

## K

Kalmar, Tom (RB), Nevada ..... 1949-51  
 Karras, Ted (G), Indiana ..... 1966  
 Karlivack, Carl (DB), Syracuse ..... 1959-60  
 Kay, Rick (LB), Colorado ..... 1973, 1975-77  
 Keane, Tom (DB), West Virginia ..... 1948-51  
 Kenerson, John (T), Kentucky State ..... 1960  
 Kilgore, Jon (P), Auburn ..... 1965-67  
 Kimbrough, Elbert (DB), Northwestern ..... 1961  
 Kirk, Ken (C), Mississippi ..... 1963  
 Klein, Bob (TE), USC ..... 1969-76  
 Klosterman, Don (QB), Loyola (L.A.) ..... 1952  
 Ksionyak, John (QB), St. Bonaventure ..... 1947

## L

LaHood, Mike (G), Wyoming ..... 1969, 1971-72  
 Lamson, Chuck (DB), Wyoming ..... 1965-67  
 Lane, Dick (DB), Scottsbluff JC ..... 1952-53  
 Lang, Israel (RB), Tennessee State ..... 1969  
 Lange, Bill (G), Dayton ..... 1951-52  
 Lansford, Buck (G), Texas ..... 1958-60  
 Larsen, Gary (DT), Concordia ..... 1964  
 Latin, Jerry (RB-KR), Northern Illinois ..... 1978

Lazetich, Milan (MG), Michigan	1946-50
Leah, Les (G), Manitoba, Canada	1946
Lee, Bob (OB), Pacific	1979-80
Leggett, Earl (DT), LSU	1966
Levy, Len (G), Minnesota	1946
Lewis, Woodley (DB-E), Oregon	1950-55
Lipscomb, Gene (DT), No College	1953-55
Livingston, Cliff (LB), UCLA	1963-65
Long, Bob (LB), UCLA	1960-61
Long, Bob (WR), Wichita State	1970
Lothridge, Billy (F), Georgia Tech	1965
Love, John (WR), North Texas State	1972
LoVetere, John (DT), Compton JC	1959-62
Lundy, Lamar (DE-TE), Purdue	1957-69

## M

Mack, Tom (G), Michigan	1966-78
Magnani, Dante (RB), St. Mary's	1947-48
Marchlewski, Frank (C), Minnesota	1965
Marconi, Joe (RB), West Virginia	1959-61
Marshall, Larry (WR-KR), Maryland	1978
Martin, Aaron (DB), No. Car. College	1964-65
Martin, John (C), Navy	1947-49
Masiowski, Matt (WR), U. of San Diego	1971
Mason, Tommy (RB), Tulane	1967-70
Matheson, Riley (G-LB), Tex. Sch. Mines	1946-47
Matson, Ollie (RB-E), USC	1959-62
Mayes, Carl (RB), Texas	1952
McCormick, Tom (RB), Pacific	1953-55
McGutcheon, Lawrence (RB), Colo. St.	1972-79
McDonald, Tommy (WR), Oklahoma	1965-66
McFadin, Bud (DT-T), Texas	1952-56
McGee, Willie (WR), Alcorn A&M	1974-75
McGlasson, Ed (C), Youngstown State	1980
McIntyre, Dan (DB), Texas A&M	1965
McKee, Marlin (LB-TE), USC	1961-66
McLain, Kevin (LB), Colorado State	1976-79
McLaughlin, Leon (C), UCLA	1951-55
McMillan, Eddie (CB), Florida State	1973-75
Meador, Ed (DB), Arkansas Tech.	1959-70
Mello, Jim (RB), Notre Dame	1948
Mergenthal, Art (G), Notre Dame	1946
Michaels, Lou (DE), Kentucky	1958-60
Miller, Clark (OE), Utah State	1970
Miller, Paul (DE), LSU	1954-57
Miller, Ron (E), USC	1956
Miller, Ron (QB), Wisconsin	1962
Miller, Willie (WR), Colorado State	1978-80
Mitchell, Lydell (RB), Penn. State	1980
Molden, Frank (DT), Jackson State	1985
Moore, Jeff (WR), Tennessee	1980
Moore, Tom (RB), Vanderbilt	1966
Morris, Jack (DB), Oregon	1958-60
Morris, Larry (LB), Georgia Tech	1955-57
Morrow, John (C), Michigan	1956-58
Munson, Bill (QB), Utah State	1964-67
Murphy, Phil (DT), South Carolina State	1980
Myers, Brad (RB), Bucknell	1953-56
Myers, Jack (RB-DB), UCLA	1952

## N

Namath, Joe (QB), Alabama	1977
Naumetz, Fred (LB-C), Boston College	1946-50
Nelson, Bill (DT), Oregon State	1971-75
Nelson, Terry (TE), Arkansas AM&N	1973-80
Nettles, Jim (DB), Wisconsin	1969-72
Nichols, Bob (T), Stanford	1966-67
Nuzum, Rick (C), Kentucky	1977

## O

Odom, Ricky (DB), USC	1979
-----------------------	------

Olsen, Merlin (DT), Utah State	1962-76
Olsen, Phil (DT-DE), Utah State	1971-74
O'Steen, Dwayne (CB), San Jose State	1978-79

## P

Pantil, Ken (T), Purdue	1956-58
Pankey, Irv (T), Penn State	1980
Pardee, Jack (LB), Texas A&M	1957-64
Parish, Don (LB), Stanford	1971
Pasquariello, Ralph (RB), Villanova	1950
Pasqua, Joe (T), SMU	1946
Paul, Don (LB), UCLA	1946-55
Peacock, Elvis (RB), Oklahoma	1979-80
Pergine, Jon (LB), Notre Dame	1969-72
Perkins, Art (RB), North Texas St.	1962-63
Perry, Rod (CB), Colorado	1975-80
Peterson, Jim (LB), San Diego State	1974-75
Petibon, Richie (DB), Tulane	1969-70
Phillips, Jim (E), Auburn	1958-64
Phillips, Rod (RB), Jackson State	1975-78
Pifferini, Bob (LB), UCLA	1977
Piliath, Roger (T), Wisconsin	1965
Pitts, Elijah (RB), Philander Smith	1970
Pitts, Hugh (LB), TCU	1956
Pivec, Dave (TE), Notre Dame	1966-68
Plum, Milt (QB), Penn State	1968
Plummer, Tony (DB), Pacific	1974
Pope, Bucky (WR), Catawba	1964
Pottios, Myron (LB), Notre Dame	1966-70
Powell, Tim (DE), Northwestern	1965
Preece, Steve (S), Oregon State	1973-76
Prifko, Steve (DE), Villanova	1946-47
Purnell, Jim (LB), Wisconsin	1969-72
Putnam, Duane (G), Pacific	1952-59

## Q

Quinn, Skeet (RB), San Diego State	1952-56
------------------------------------	---------

## R

Ray, David (K-WR), Alabama	1968-74
Reece, Geoff (C), Washington State	1976
Reisz, Albie (QB), LSU	1946
Reinhard, Bob (T-DT), California	1950
Reid, Joe (LB), LSU	1951
Rentzel, Lance (WR), Oklahoma	1971-72, 1974
Repko, Joe (DT), Boston College	1948-49
Reynolds, Jack (LB), Tennessee	1970-80
Rhyme, Jerry (QB), Tulsa	1971
Rich, Herb (DB), Vanderbilt	1951-53
Richardson, Jerry (DB), West Texas St.	1964-65
Richter, Les (LB), California	1954-62
Richards, Paul (QB), Pittsburgh	1948
Robertson, Isiah (LB), Southern U.	1971-78
Robustelli, Andy (DE), Arnold	1951-55
Rogers, Mel (LB), Florida A&M	1976
Rucker, Conrad (G-T), Southern U.	1980
Ruthstrom, Ralph (RB), SMU	1946
Rutledge, Jeff (QB), Alabama	1979-80
Ryan, Frank (QB), Rice	1958-61
Ryzek, Dan (C), Virginia	1978-79

## S

Saul, Rich (C-G), Michigan State	1970-80
Scales, Dwight (WR), Grambling	1976-78
Schultz, Eberle (T), Oregon State	1946-47
Schumacher, Gregg (DE), Illinois	1967-68
Schuh, Harry (T), Memphis State	1971-73
Scibelli, Joe (G), Notre Dame	1961-75
Scribner, Rob (RB), UCLA	1973-76
Selawski, Gene (T), Purdue	1959

Septien, Rafael (D), SW Louisiana	1977
Severson, Jeff (DB), Long Beach State	1979
Sewell, Harley (G), Texas	1963
Shannon, Carver (DB-RB), So. Illinois	1962-64
Shaw, Bob (E), Ohio State	1946-49
Shaw, Glenn (RB), Kentucky	1962
Shaw, Nate (DB), USC	1969-70
Sherman, Rod (WR), USC	1973
Sherman, Will (DB), St. Mary's	1954-60
Shiver, Ray (DB), Miami (Fla.)	1956
Shofner, Del (E), Baylor	1957-60
Simensen, Don (T), St. Thomas	1951-52
Simpson, Bill (DB), Michigan State	1974-78
Sims, George (DB), Baylor	1949-50
Slater, Jackie (G-T), Jackson State	1976-80
Smith, Billy Ray (DE), Arkansas	1957
Smith, Bobby (DB), UCLA	1962-65
Smith, Bruce (RB), Minnesota	1948
Smith, Doug (C-G), Bowling Green	1978-80
Smith, Larry (RB), Florida	1969-73
Smith, Lucious (CB), Cal State Fullerton	1980
Smith, Ron (QB), Richmond	1965
Smith, Ron (DB), Wisconsin	1968-69
Smith, Ron (WR), San Diego State	1978-79
Smith, V. T. (RB), Abilene Christian	1949-53
Smyth, Bill (T-TE), Cincinnati	1947-50
Snow, Jack (WR), Notre Dame	1965-75
Sparkman, Alan (DT), Texas A&M	1948-49
Stalcup, Jerry (LB), Wisconsin	1960
Statuto, Art (C), Notre Dame	1950
Stein, Bob (LB), Minnesota	1973-74
Stephens, Larry (DT), Texas	1962
Stephenson, Dave (G), West Virginia	1950
Stiger, Jim (RB), Washington	1965-67
Stokes, Tim (T), Oregon	1974
Strode, Woody (E), UCLA	1946
Strofolino, Mike (LB), Villanova	1965
Strugar, George (DT), Washington	1957-61
Studstill, Pat (WR-P), Houston	1968-71
Stukes, Charlie (CB), Maryland East Sh	1973-74
Sucic, Steve (RB), Illinois	1946
Sully, Ivory (DB), Delaware	1979-80
Svare, Harland (LB), Washington State	1953-54
Swain, Bill (LB), Oregon	1963
Sweet, Joe (WR), Tennessee State	1972-73
Sweetan, Karl (QB), Wake Forest	1969-70

Talbert, Diron (DT), Texas	1967-70
Tarbox, Bruce (G), Syracuse	1961
Taylor, Cecil (RB), Kansas State	1955-57
Teeuws, Len (T), Tulane	1952-53
Thomas, Bob (RB), Arizona State	1971-72
Thomas, Clendon (DB), Oklahoma	1958-61
Thomas, Jewell (RB), San Jose State	1980
Thomas, Pat (CB), Texas A&M	1976-80
Thomason, Bob (QB), VMI	1949
Thompson, Harry (G), UCLA	1950-54
Toogood, Charley (DT-T), Nebraska	1951-56
Towler, Dan (RB), Wash. & Jefferson	1950-55
Truax, Billy (TE), LSU	1964-70

Tucker, Wendell (WH), South Carolina St	1967-70
Tyler, Wendell (RB), UCLA	1977-80

## V

Valdez, Vernon (DB), U. of San Diego	1960
Van Brocklin, Norm (QB), Oregon	1949-57
Varrichione, Frank (T), Notre Dame	1961-65
Vasicek, Vic (LB), Texas	1950
Villanueva, Danny (P-K), New Mexico St	1960-64
Von Sonnen, Andy (LB), UCLA	1964

## W

Waddy, Billy (WR), Colorado	1977-80
Wade, Bill (QB), Vanderbilt	1954-60
Walker, Glen (P), USC	1977-78
Wallace, Jackie (DB), Arizona	1977-79
Waller, Ron (RB), Maryland	1955-58
Wardlow, Duane (DE), Washington	1954-56
Washington, Ken (RB-DB), UCLA	1946-48
Waterfield, Bob (QB-DB-K), UCLA	1946-52
Wendrynoski, Joe (C), Illinois	1964-66
West, Pat (RB), USC	1946-48
West, Stan (MG), Oklahoma	1950-54
Westbrooks, Greg (LB), Colorado	1979-80
White, Lee (RB), Weber State	1971
Whitmyer, Nat (DB), Washington	1963
Whitenton, Jesse (DB), Texas Western	1956-57
Whittingham, Fred (LB), Cal Poly SLO	1964
Wilbur, John (G), Stanford	1970
Wilkins, Roy (LB), Georgia	1958-59
Wilkinson, Jerry (DE), Oregon State	1979
Williams, Charlie (WR), Prairie View	1970
Williams, Clarence (DB), Washington St	1965-72
Williams, Frank (RB), Pepperdine	1961-64
Williams, Jeff (T), Rhode Island	1977
Williams, Jerry (DB), Washington State	1949-52
Williams, John (T), Minnesota	1972-79
Williams, Roger (DB), Grambling	1971-72
Williams, Sam (DE), Michigan State	1959
Williams, Travis (RB), Arizona State	1971
Wilson, Ben (RB), USC	1963-65
Wilson, Jack (RB), Baylor	1946-47
Wilson, Jim (T), Georgia	1968
Wilson, Tom (RB), No. College	1956-61
Winkler, Jim (DB), Texas A&M	1951-52
Winston, Kelfon (DB), Wiley	1967-68
Wojcik, Greg (DT), USC	1971
Woodlief, Doug (LB), Memphis State	1965-69

## Y

Yagiello, Ray (G), Catawba	1948-49
Young, Charlie (TE), USC	1977-79
Youngblood, George (DB), Cal State L.A.	1966
Youngblood, Jack (DE), Florida	1971-80
Youngblood, Jim (LB), Tennessee Tech	1973-80
Younger, Paul (RB-LB), Grambling	1949-57

## Z

Zilly, Jack (TE-DE), Notre Dame	1947-51
---------------------------------	---------

**During the 1959 NFL draft, the Rams picked a fellow named Rafer Johnson in the 28th round. He passed up pro football to pursue another sport: track and field. Johnson won the gold medal in the decathlon at the 1960 Olympics.**



## DANIEL F. REEVES MEMORIAL AWARD

---

In memory of the late Rams president, this award is given annually by Adohr Farms to the club's Most Valuable Player as voted by members of the Southern California Sports Broadcasters Association.

1969—Roman Gabriel

1970—Merlin Olsen

1971—Marlin McKeever

1972—Merlin Olsen

1973—John Hadl

1974—Lawrence McCutcheon

1975—Jack Youngblood

1976—Jack Youngblood

1977—Lawrence McCutcheon

1978—Jim Youngblood

1979—Jack Youngblood

1980—Vince Ferragamo



## CARROLL ROSENBLOOM MEMORIAL AWARD

---

In memory of the late Rams president, this award is given annually by Adohr Farms to the club's Rookie of the Year as voted by the Orange County Sportswriters Association and the Southern California Sports Broadcasters Association.

1979—Kent Hill

1980—Johnnie Johnson



## SUPER BOWL RESULTS

---

I—Green Bay 35, Kansas City 10.

At Los Angeles, Jan. 15, 1967.

II—Green Bay 33, Oakland 14.

At Miami, Jan. 14, 1968.

III—New York Jets 16, Baltimore 7.

At Miami, Jan. 12, 1969.

IV—Kansas City 23, Minnesota 7.

At New Orleans, Jan. 11, 1970.

V—Baltimore 16, Dallas 13.

At Miami, Jan. 17, 1971.

VI—Dallas 24, Miami 3.

At New Orleans, Jan. 16, 1972.

VII—Miami 14, Washington 7.

At Los Angeles, Jan. 14, 1973.

VIII—Miami 24, Minnesota 7.

At Houston, Jan. 13, 1974.

IX—Pittsburgh 16, Minnesota 6.

At New Orleans, Jan. 12, 1975.

X—Pittsburgh 21, Dallas 7.

At Miami, Jan. 18, 1976.

XI—Oakland 32, Minnesota 14.

At Pasadena, Jan. 9, 1977.

XII—Dallas 27, Denver 10.

At New Orleans, Jan. 15, 1978.

XIII—Pittsburgh 35, Dallas 31.

At Miami, Jan. 21, 1979.

XIV—Pittsburgh 31, Los Angeles 19.

At Pasadena, Jan. 20, 1980.

XV—Oakland 27, Philadelphia 10.

At New Orleans, Jan. 25, 1981.

# YE OLD RAMS AWARDS



## OUTSTANDING LINEMAN

1951—Jim Winkler; 1952—Andy Robustelli; 1953—Andy Robustelli; 1954—Tom Fears; 1955—Bud McFadin; 1956—Bud McFadin\*; 1957—Duane Putnam; 1958—Del Shofner; 1959—Bob Fry; 1960—Jim Phillips (O), John LoVetere (D); 1961—Frank Varrichione (O), Lamar Lundy (D); 1962—Frank Varrichione (O), David Jones (D); 1963—Frank Varrichione (O), Jack Pardee (D); 1964—Marlin McKeever (O), David Jones (D); 1965—Tommy McDonald (O), David Jones (D); 1966—Charlie Cowan (O), David Jones (D); 1967—Joe Scibelli (O), Merlin Olsen (D); 1968—Joe Scibelli (O), Merlin Olsen (D); 1969—Ken Iman (O), Merlin Olsen (D); 1970—Tom Mack (O), Merlin Olsen (D); 1971—Joe Scibelli (O), Coy Bacon (D); 1972—Joe Scibelli (O), Coy Bacon (D); 1973—Joe Scibelli (O), Jack Youngblood (D); 1974—Charlie Cowan (O), Fred Dryer (D); 1975—Tom Mack (O), Jack Youngblood (D); 1976—Rich Saul (O), Jack Youngblood (D); 1977—Tom Mack (O), Larry Brooks (D); 1978—Tom Mack (O), Jack Youngblood (D); 1979—Rich Saul (O), Jack Youngblood (D); 1980—Rich Saul (O), Jack Youngblood (D).

## OUTSTANDING RECEIVER

1967—Jack Snow; 1968—Bernie Casey; 1969—Billy Truax; 1970—Jack Snow; 1971—Lance Rentzel; 1972—Jack Snow; 1973—Harold Jackson; 1974—Bob Klein; 1975—Ron Jessie; 1976—Ron Jessie; 1977—Terry Nelson; 1978—Ron Jessie; 1979—Preston Dennard; 1980—Preston Dennard.

## OUTSTANDING ROOKIE

1952—Bob Carey; 1953—Frank Fuller; 1954—Les Richter; 1955—Don Burroughs; 1956—Hugh Pitts; 1957—Jon Arnett; 1958—Lou Michaels; 1959—John LoVetere; 1960—Charley Britt; 1961—David Jones; 1962—Merlin Olsen; 1963—Don Chuy; 1964—Bill Munson; 1965—Jack Snow; 1966—Tom Mack; 1967—Willie Ellison; 1968—Mike Dennis; 1969—Larry Smith; 1970—Rich Saul; 1971—Isiah Robertson; 1972—Jim Bertelsen; 1973—Eddie McMillan; 1974—John Cappelletti; 1975—Monte Jackson; 1976—Pat Haden; 1977—Billy Waddy; 1978—Frank Corral; 1979—Kent Hill; 1980—Johnnie Johnson.

## MOST VALUABLE PLAYER

1960—Les Richter; 1961—Jim Phillips; 1962—Dick Bass; 1963—Roman Gabriel; 1964—Ed Meador; 1965—Ed Meador; 1966—Dick Bass; 1967—Roman Gabriel; 1968—David Jones; 1969—Roman Gabriel; 1970—Merlin Olsen; 1971—Roman Gabriel; 1972—Merlin Olsen; 1973—John Hadl; 1974—James Harris; 1975—Jack Youngblood; 1976—Jack Youngblood; 1977—Pat Haden; 1978—(Tie) Jack Reynolds, Jim Youngblood; 1979—Jack Youngblood; 1980—Vince Ferragamo.

## OUTSTANDING BACK

1951—Dan Towler; 1952—Paul Younger; 1953—Skeet Quintan; 1954—Paul Younger; 1955—Ron Waller; 1956—Paul Younger\*; 1957—Tom Wilson; 1958—Jon Arnett; 1959—Jon Arnett; 1960—Jon Arnett (O), Ed Meador (D); 1961—Dick Bass (O), Ed Meador (D); 1962—Dick Bass (O), Marlin McKeever (D); 1963—Dick Bass (O), Ed Meador (D); 1964—Les Josephson (O), Ed Meador (D); 1965—Dick Bass (O), Ed Meador (D); 1966—Dick Bass (O), Maxie Baughan (D); 1967—Les Josephson (O), Ed Meador (D); 1968—Roman Gabriel (O), Jack Pardee (D); 1969—Les Josephson (O), Ed Meador (D); 1970—Les Josephson (O), Jack Pardee (D); 1971—Willie Ellison (O), Marlin McKeever (D); 1972—Willie Ellison (O), Marlin McKeever (D); 1973—Lawrence McCutcheon (O), Dave Elmendorf (D); 1974—Lawrence McCutcheon (O), Dave Elmendorf (D); 1975—Lawrence McCutcheon (O), Bill Simpson (D); 1976—Lawrence McCutcheon (O), Monte Jackson (D); 1977—Lawrence McCutcheon (O), Bill Simpson (D); 1978—John Cappelletti (O), Pat Thomas (D); 1979—Wendell Tyler (O), Jim Youngblood (D); 1980—Vince Ferragamo (O), Nolan Cromwell (D).

\*Based on outstanding offensive player.

\*\*Based on outstanding defensive player.



# PRO BOWL

- 1951 Larry Brink, Glenn Davis, Tom Fears, Dick Hoerner, Dick Huffman, Woodley Lewis, Norm Van Brocklin, Bob Waterfield
- 1952 Larry Brink, Elroy Hirsch, Don Paul, Dan Towler, Norm Van Brocklin, Bob Waterfield, Stan West, Paul Younger
- 1953 Elroy Hirsch, Don Paul, Dan Towler, Norm Van Brocklin, Stan West, Jim Winkler, Paul Younger
- 1954 Elroy Hirsch, Don Paul, Andy Robustelli, Dan Towler, Norm Van Brocklin, Paul Younger
- 1955 Bob Boyd, Leon McLaughlin, Duane Putnam, Skeet Quinlan, Les Richter, Dan Towler, Norm Van Brocklin
- 1956 Bud McFadin, Duane Putnam, Les Richter, Andy Robustelli, Will Sherman, Norm Van Brocklin, Ron Waller
- 1957 Leon Clarke, John Hock, Bud McFadin, Paul Miller, Les Richter, Tom Wilson
- 1958 Jon Arnett, Dick Daugherty, Duane Putnam, Les Richter, Tom Wilson
- 1959 Jon Arnett, Duane Putnam, Les Richter, Will Sherman, Del Shofner, Bill Wade
- 1960 Jon Arnett, Les Richter, Del Shofner
- 1961 Jon Arnett, Ed Meador, Jim Phillips, Les Richter
- 1962 Jon Arnett, Jim Phillips, Les Richter
- 1963 Dick Bass, Merlin Olsen, Jim Phillips, Frank Varrichione
- 1964 Dick Bass, Merlin Olsen, Jack Pardee
- 1965 David Jones, Ed Meador, Merlin Olsen
- 1966 David Jones, Tom McDonald, Ed Meador, Merlin Olsen
- 1967 Dick Bass, Maxie Baughan, Bruce Gossett, David Jones, Marlin McKeever, Ed Meador, Merlin Olsen
- 1968 Maxie Baughan, Roger Brown, Burnie Casey, Roman Gabriel, David Jones, Les Josephson, Tom Mack, Ed Meador, Merlin Olsen, Jack Snow
- 1969 Maxie Baughan, Joe Carollo, Charlie Cowan, Roman Gabriel, Bruce Gossett, David Jones, Tom Mack, Merlin Olsen, Joe Scibelli
- 1970 Maxie Baughan, Bob Brown, Charlie Cowan, Roman Gabriel, David Jones, Tom Mack, Merlin Olsen
- 1971 Bob Brown, Charlie Cowan, David Jones, Tom Mack, Merlin Olsen
- 1972 Willie Ellison, Tom Mack, Merlin Olsen, Isiah Robertson
- 1973 Coy Bacon, Dave Chapple, Tom Mack, Merlin Olsen
- 1974 Jim Bertelsen, John Hadl, Harold Jackson, Tom Mack, Lawrence McCutcheon, Merlin Olsen, Isiah Robertson, Jack Youngblood
- 1975 James Harris, Tom Mack, Lawrence McCutcheon, Merlin Olsen, Isiah Robertson, Jack Youngblood
- 1976 Fred Dryer, Harold Jackson, Tom Mack, Lawrence McCutcheon, Merlin Olsen, Jack Reynolds, Isiah Robertson, Jack Youngblood
- 1977 Larry Brooks, Monte Jackson, Ron Jessie, Lawrence McCutcheon, Isiah Robertson, Rich Saul, Jack Youngblood
- 1978 Larry Brooks, Doug France, Pat Haden, Harold Jackson, Monte Jackson, Tom Mack, Lawrence McCutcheon, Isiah Robertson, Rich Saul, Jack Youngblood
- 1979 Larry Brooks, Frank Corral, Doug France, Dennis Harrah, Cody Jones, Tom Mack, Rod Perry, Rich Saul, Pat Thomas, Jack Youngblood
- 1980 Larry Brooks, Dennis Harrah, Rich Saul, Jack Youngblood, Jim Youngblood
- 1981 Larry Brooks, Nolan Cromwell, Dennis Harrah, Kent Hill, Rod Perry, Jack Reynolds, Rich Saul, Pat Thomas

## PRO BOWL RESULTS

(West 13 wins, East 7)

1971—NFC 27, AFC 6  
 1972—AFC 26, NFC 13  
 1973—AFC 33, NFC 28  
 1974—AFC 15, NFC 13

1975—NFC 17, AFC 10  
 1976—NFC 23, AFC 20  
 1977—AFC 24, NFC 14  
 1978—NFC 14, AFC 13

1979—NFC 13, AFC 7  
 1980—NFC 37, AFC 27  
 1981—NFC 21, AFC 7  
 (NFC leads series, 7-4)

# YEAR-BY-YEAR RAMS SCORES



## Cleveland Rams — 1937-42, 1944-45

## Los Angeles Rams — 1946-80

### 1937 (1-10-0, Fifth Place)

<b>Coach: Hugo Bezdek</b>	<b>Rams</b>	<b>Opp.</b>
Detroit . . . . . (H)	0	28
Philadelphia . . . . . (A)	21	3
Brooklyn . . . . . (A)	7	9
Chicago Cardinals . . . . . (H)	0	6
Chicago Bears . . . . . (H)	2	20
Green Bay . . . . . (H)	10	35
Green Bay . . . . . (A)	7	35
Chicago Cardinals . . . . . (A)	7	13
Detroit . . . . . (A)	7	27
Washington . . . . . (H)	7	16
Chicago Bears . . . . . (A)	7	15
	<b>75</b>	<b>207</b>

### 1938 (4-7-0, Fourth Place)

<b>Coach: Hugo Bezdek (3 games)</b>	<b>Rams</b>	<b>Opp.</b>
<b>Coach: Art Lewis (8 games)</b>		
Green Bay . . . . . (A)	17	26
Chicago Cardinals . . . . . (H)	6	7
Washington . . . . . (A)	13	37
Detroit . . . . . (H)	21	17
Chicago Bears . . . . . (H)	14	7
Chicago Bears . . . . . (A)	23	21
Green Bay . . . . . (H)	7	28
Detroit . . . . . (A)	0	6
New York . . . . . (A)	0	28
Chicago Cardinals . . . . . (A)	17	31
Pittsburgh . . . . . (New Orleans)	13	7
	<b>131</b>	<b>215</b>

### 1939 (5-5-1, Fourth Place)

<b>Coach: Earl "Dutch" Clark</b>	<b>Rams</b>	<b>Opp.</b>
Chicago Bears . . . . . (A)	21	30
Brooklyn . . . . . (A)	12	23
Green Bay . . . . . (A)	27	24
Chicago Bears . . . . . (H)	21	35
Detroit . . . . . (A)	7	15
Chicago Cardinals . . . . . (A)	24	0
Pittsburgh . . . . . (H)	14	14
Chicago Cardinals . . . . . (H)	14	0
Detroit . . . . . (H)	14	3
Green Bay . . . . . (H)	6	7
Philadelphia . . . . . (Colo. Sprgs.)	35	13
	<b>195</b>	<b>164</b>

### 1940 (4-6-1, Fourth Place)

<b>Coach: Earl "Dutch" Clark</b>	<b>Rams</b>	<b>Opp.</b>
Philadelphia . . . . . (H)	21	13
Detroit . . . . . (A)	0	6
Chicago Bears . . . . . (H)	14	21
Green Bay . . . . . (A)	14	31
Chicago Cardinals . . . . . (H)	26	14

Chicago Cardinals . . . . . (A)	7	17
Detroit . . . . . (H)	14	0
New York . . . . . (A)	13	0
Brooklyn . . . . . (A)	14	29
Chicago Bears . . . . . (A)	25	47
Green Bay . . . . . (H)	13	13
	<b>171</b>	<b>191</b>

### 1941 (2-9-0, Fifth Place)

<b>Coach: Earl "Dutch" Clark</b>	<b>Rams</b>	<b>Opp.</b>
Pittsburgh . . . . . (Akron)	17	14
Chicago Cardinals . . . . . (A)	10	6
Green Bay . . . . . (A)	7	24
Chicago Bears . . . . . (H)	21	48
Detroit . . . . . (A)	7	17
Green Bay . . . . . (H)	14	17
Washington . . . . . (A)	13	17
Detroit . . . . . (H)	0	14
Chicago Bears . . . . . (A)	13	31
New York . . . . . (A)	14	49
Chicago Cardinals . . . . . (H)	0	7
	<b>116</b>	<b>244</b>

### 1942 (5-6-0, Third Place)

<b>Coach: Earl "Dutch" Clark</b>	<b>Rams</b>	<b>Opp.</b>
Chicago Cardinals . . . . . (Buf.)	0	7
Philadelphia . . . . . (H)	24	14
Detroit . . . . . (A)	14	0
Chicago Bears . . . . . (H)	7	21
Chicago Cardinals . . . . . (H)	7	3
Brooklyn . . . . . (A)	17	0
Green Bay . . . . . (H)	12	30
Washington . . . . . (A)	14	33
Green Bay . . . . . (A)	28	45
Detroit . . . . . (H)	27	7
Chicago Bears . . . . . (A)	0	47
	<b>150</b>	<b>207</b>

Rams suspended operations in 1943.

### 1944 (4-6-0, Fourth Place)

<b>Coach: Aldo "Buff" Donelli</b>	<b>Rams</b>	<b>Opp.</b>
Card-Pitt . . . . . (Pitt.)	30	28
Chicago Bears . . . . . (H)	19	7
Detroit . . . . . (A)	20	17
Green Bay . . . . . (A)	21	30
Chicago Bears . . . . . (A)	21	28
Washington . . . . . (A)	10	14
Green Bay . . . . . (H)	7	42
Card-Pitt . . . . . (Chicago)	33	6
Detroit . . . . . (H)	14	26
Philadelphia . . . . . (A)	13	26
	<b>188</b>	<b>224</b>

# 1945 (9-1-0, First Place)

Coch: Adam Walsh	Rams	Opp.
Chicago Cardinals . . . . .	(H) 21	0
Chicago Bears . . . . .	(H) 17	0
Green Bay . . . . .	(A) 27	14
Chicago Bears . . . . .	(A) 41	21
Philadelphia . . . . .	(A) 14	28
New York . . . . .	(A) 21	17
Green Bay . . . . .	(H) 20	7
Chicago Cardinals . . . . .	(A) 35	21
Detroit . . . . .	(A) 28	21
Boston . . . . .	(H) 20	7
	244	136
*Washington . . . . .	(H) 15	14

\*NFL Championship

# 1946 (6-4-1, Second Place)

Coch: Adam Walsh	Rams	Opp.
Philadelphia . . . . .	(H) 14	25
Green Bay . . . . .	(A) 21	17
Chicago Bears . . . . .	(A) 28	26
Detroit . . . . .	(H) 35	14
Chicago Cardinals . . . . .	(A) 10	34
Detroit . . . . .	(A) 41	20
Chicago Bears . . . . .	(H) 21	27
Chicago Cardinals . . . . .	(H) 17	14
Boston . . . . .	(A) 21	40
New York . . . . .	(A) 31	21
Green Bay . . . . .	(H) 38	17
	277	257

# 1947 (6-6-0, Fourth Place)

Coch: Bob Snyder	Rams	Opp.
Pittsburgh . . . . .	(A) 48	7
Green Bay . . . . .	(A) 14	17
Detroit . . . . .	(A) 27	13
Chicago Cardinals . . . . .	(H) 27	7
Philadelphia . . . . .	(A) 7	14
Chicago Cardinals . . . . .	(A) 10	17
Boston . . . . .	(H) 16	27
Chicago Bears . . . . .	(H) 21	41
Detroit . . . . .	(H) 28	17
Green Bay . . . . .	(H) 10	30
Chicago Bears . . . . .	(A) 17	14
New York . . . . .	(H) 34	10
	259	214

# 1948 (6-5-1, Third Place)

Coch: Clark Shaughnessy	Rams	Opp.
Detroit . . . . .	(H) 44	7
Philadelphia . . . . .	(H) 28	28
Chicago Bears . . . . .	(A) 21	42
Green Bay . . . . .	(A) 0	16
Detroit . . . . .	(A) 34	27
Chicago Cardinals . . . . .	(H) 22	27
Chicago Bears . . . . .	(H) 6	21
New York . . . . .	(A) 52	37
Chicago Cardinals . . . . .	(A) 24	27
Green Bay . . . . .	(H) 24	10
Washington . . . . .	(A) 41	13
Pittsburgh . . . . .	(H) 31	14
	327	269

# 1949 (8-2-2, First Place)

Coch: Clark Shaughnessy	Rams	Opp.
Detroit . . . . .	(H) 27	24
Green Bay . . . . .	(A) 48	7
Chicago Bears . . . . .	(A) 31	16
Detroit . . . . .	(A) 21	10
Green Bay . . . . .	(H) 35	7
Chicago Bears . . . . .	(H) 27	24
Philadelphia . . . . .	(A) 14	38
Pittsburgh . . . . .	(A) 7	7
Chicago Cardinals . . . . .	(A) 28	28
New York Bulldogs . . . . .	(H) 42	20
Chicago Cardinals . . . . .	(H) 27	31
Washington . . . . .	(H) 53	27
	360	239

\*Philadelphia . . . . . (H) 0 14

\*NFL Championship

# 1950 (9-3-0, First Place)

Coch: Joe Stydahar	Rams	Opp.
Chicago Bears . . . . .	(H) 20	24
New York Yanks . . . . .	(H) 45	28
San Francisco . . . . .	(A) 35	14
Philadelphia . . . . .	(A) 20	56
Detroit . . . . .	(A) 30	28
Baltimore . . . . .	(H) 70	27
Detroit . . . . .	(H) 65	24
San Francisco . . . . .	(H) 28	21
Green Bay . . . . .	(A) 45	14
New York Yanks . . . . .	(A) 43	35
Chicago Bears . . . . .	(A) 14	24
Green Bay . . . . .	(H) 51	14
	466	309

†Chicago Bears . . . . . (H) 24 14

\*Cleveland . . . . . (A) 28 30

†Conference Playoff

\*NFL Championship

# 1951 (8-4-0, First Place)

Coch: Joe Stydahar	Rams	Opp.
New York Yanks . . . . .	(H) 54	14
Cleveland . . . . .	(H) 23	38
Detroit . . . . .	(A) 27	21
Green Bay . . . . .	(A) 28	0
San Francisco . . . . .	(A) 17	44
San Francisco . . . . .	(H) 23	16
Chicago Cardinals . . . . .	(H) 45	21
New York Yanks . . . . .	(H) 48	21
Washington . . . . .	(A) 21	31
Chicago Bears . . . . .	(A) 42	17
Detroit . . . . .	(H) 22	24
Green Bay . . . . .	(H) 42	14
	392	261

\*Cleveland . . . . . (H) 24 17

\*NFL Championship



# 1952 (9-3-0, Second Place)

**Coach: Joe Slydhar (1 game)**

**Coach: Hampton Pool**

**(11 games)**

	Rams	Opp.
Cleveland . . . . . (A)	7	37
Detroit . . . . . (H)	14	17
Green Bay . . . . . (A)	30	28
Detroit . . . . . (A)	16	24
Chicago Bears . . . . . (H)	31	7
Dallas . . . . . (H)	42	20
Dallas . . . . . (A)	27	6
Chicago Bears . . . . . (A)	40	24
San Francisco . . . . . (H)	35	9
San Francisco . . . . . (A)	34	21
Green Bay . . . . . (H)	45	27
Pittsburgh . . . . . (H)	28	14
	349	234

†Detroit . . . . . (A) 21 31

†Conference Playoff

# 1953 (8-3-1, Third Place)

**Coach: Hampton Pool**

	Rams	Opp.
New York . . . . . (H)	21	7
San Francisco . . . . . (A)	30	31
Green Bay . . . . . (A)	38	20
Detroit . . . . . (A)	31	19
Chicago Bears . . . . . (H)	38	24
Detroit . . . . . (H)	37	24
San Francisco . . . . . (H)	27	31
Chicago Cardinals . . . . . (A)	24	24
Baltimore . . . . . (A)	21	13
Chicago Bears . . . . . (A)	21	24
Baltimore . . . . . (H)	45	2
Green Bay . . . . . (H)	33	17
	366	236

# 1954 (6-5-1, Fourth Place)

**Coach: Hampton Pool**

	Rams	Opp.
Baltimore . . . . . (A)	48	0
San Francisco . . . . . (H)	24	24
Detroit . . . . . (A)	3	21
Green Bay . . . . . (A)	17	35
Chicago Bears . . . . . (H)	42	38
Detroit . . . . . (H)	24	27
San Francisco . . . . . (A)	42	34
Chicago Cardinals . . . . . (H)	28	17
New York . . . . . (A)	17	16
Chicago Bears . . . . . (A)	13	24
Baltimore . . . . . (H)	21	22
Green Bay . . . . . (H)	35	27
	314	285

# 1955 (8-3-1, First Place)

**Coach: Sid Gillman**

	Rams	Opp.
San Francisco . . . . . (A)	23	14
Pittsburgh . . . . . (H)	27	26
Detroit . . . . . (A)	17	10
Green Bay . . . . . (A)	28	30
Detroit . . . . . (H)	24	13

Chicago Bears . . . . . (H)	20	31
San Francisco . . . . . (H)	27	14
Chicago Bears . . . . . (A)	3	24
Baltimore . . . . . (A)	17	17
Philadelphia . . . . . (A)	23	21
Baltimore . . . . . (H)	20	14
Green Bay . . . . . (H)	31	17

260 231

\*Cleveland . . . . . (H) 14 38

\*NFL Championship

# 1956 (4-8-0, Fifth Place)

**Coach: Sid Gillman**

	Rams	Opp.
Philadelphia . . . . . (H)	27	7
San Francisco . . . . . (A)	30	33
Detroit . . . . . (A)	21	24
Green Bay . . . . . (A)	17	42
Detroit . . . . . (H)	7	16
Chicago Bears . . . . . (H)	24	35
San Francisco . . . . . (H)	30	6
Chicago Bears . . . . . (A)	21	30
Baltimore . . . . . (A)	21	56
Pittsburgh . . . . . (A)	13	30
Baltimore . . . . . (H)	31	7
Green Bay . . . . . (H)	49	21
	291	307

# 1957 (6-6-0, Fourth Place)

**Coach: Sid Gillman**

	Rams	Opp.
Philadelphia . . . . . (H)	17	13
San Francisco . . . . . (A)	20	23
Detroit . . . . . (A)	7	10
Chicago Bears . . . . . (A)	26	34
Detroit . . . . . (H)	35	17
Chicago Bears . . . . . (H)	10	16
San Francisco . . . . . (H)	37	24
Green Bay . . . . . (A)	31	27
Cleveland . . . . . (A)	31	45
Baltimore . . . . . (A)	14	31
Green Bay . . . . . (H)	42	17
Baltimore . . . . . (H)	37	21
	307	278

# 1958 (8-4-0, Second Place)

**Coach: Sid Gillman**

	Rams	Opp.
Cleveland . . . . . (H)	27	30
San Francisco . . . . . (A)	33	3
Detroit . . . . . (A)	42	28
Chicago Bears . . . . . (A)	10	31
Detroit . . . . . (H)	24	41
Chicago Bears . . . . . (H)	41	35
San Francisco . . . . . (H)	56	7
Green Bay . . . . . (A)	20	7
Baltimore . . . . . (A)	7	34
Chicago Cardinals . . . . . (A)	20	14
Baltimore . . . . . (H)	30	28
Green Bay . . . . . (H)	34	20
	344	278

# 1959 (2-10-0, Sixth Place)

Coach: Sid Gillman		Rams	Opp.
New York	(H)	21	23
San Francisco	(A)	0	34
Chicago Bears	(A)	28	21
Green Bay	(A)	45	6
Detroit	(H)	7	17
Chicago Bears	(H)	21	26
San Francisco	(H)	16	24
Detroit	(A)	17	23
Philadelphia	(A)	20	23
Baltimore	(A)	21	35
Green Bay	(H)	20	38
Baltimore	(H)	26	45
		242	315

# 1960 (4-7-1, Sixth Place)

Coach: Bob Waterfield		Rams	Opp.
St. Louis	(H)	21	43
San Francisco	(A)	9	13
Chicago	(A)	27	34
Baltimore	(A)	17	31
Chicago	(H)	24	24
Detroit	(H)	48	35
Dallas	(A)	38	13
Detroit	(A)	10	12
Green Bay	(A)	33	31
San Francisco	(H)	7	23
Baltimore	(H)	10	3
Green Bay	(H)	21	35
		265	297

# 1961 (4-10-0, Sixth Place)

Coach: Bob Waterfield		Rams	Opp.
Baltimore	(A)	24	27
Chicago	(H)	17	21
Pittsburgh	(H)	24	14
San Francisco	(A)	0	35
Detroit	(A)	13	14
New York	(A)	14	24
Detroit	(H)	10	28
Minnesota	(H)	31	17
San Francisco	(H)	17	7
Green Bay	(A)	17	35
Chicago	(A)	24	28
Minnesota	(A)	21	42
Baltimore	(H)	34	17
Green Bay	(H)	17	24
		263	333

# 1962 (1-12-1, Seventh Place)

Coach: Bob Waterfield (8 games)			
Coach: Harland Svare (5 games)		Rams	Opp.
Baltimore	(A)	27	30
Chicago	(H)	23	27
Dallas	(H)	17	27
Washington	(A)	14	20
Detroit	(A)	10	13
Minnesota	(H)	14	38
San Francisco	(A)	28	14
Detroit	(H)	3	12

Baltimore	(H)	2	14
San Francisco	(H)	17	24
Minnesota	(A)	24	24
Green Bay	(A)	10	41
Chicago	(A)	14	30
Green Bay	(H)	17	20
		220	334

# 1963 (5-9-0, Sixth Place)

Coach: Harland Svare		Rams	Opp.
Detroit	(H)	2	23
Washington	(H)	14	37
Cleveland	(A)	6	20
Green Bay	(A)	10	42
Chicago	(H)	14	52
Minnesota	(H)	27	24
San Francisco	(H)	28	21
Minnesota	(A)	13	21
Chicago	(A)	0	6
Detroit	(A)	28	21
Baltimore	(H)	17	16
San Francisco	(A)	21	17
Green Bay	(H)	14	31
Baltimore	(A)	16	19
		210	350

# 1964 (5-7-2, Fifth Place)

Coach: Harland Svare		Rams	Opp.
Pittsburgh	(A)	26	14
Detroit	(H)	17	17
Minnesota	(H)	22	13
Baltimore	(A)	20	35
Chicago	(A)	17	38
San Francisco	(H)	42	14
Green Bay	(A)	27	17
Detroit	(A)	17	37
Philadelphia	(H)	20	10
Chicago	(H)	24	34
Baltimore	(H)	7	24
Minnesota	(A)	13	34
San Francisco	(A)	7	28
Green Bay	(H)	24	24
		283	339

# 1965 (4-10-0, Seventh Place)

Coach: Harland Svare		Rams	Opp.
Detroit	(A)	0	20
Chicago	(H)	30	28
Minnesota	(H)	35	38
Chicago	(A)	6	31
San Francisco	(H)	21	45
Baltimore	(A)	20	35
Detroit	(H)	7	31
Minnesota	(A)	13	24
Green Bay	(A)	3	6
San Francisco	(A)	27	30
Green Bay	(H)	21	10
St. Louis	(A)	27	3
Cleveland	(H)	42	7
Baltimore	(H)	17	20
		269	328

# 1966 (8-6-0, Third Place)

Coach: George Allen			
	Rams	Opp.	
Atlanta . . . . .	(A) 19	14	
Chicago . . . . .	(H) 31	17	
Green Bay . . . . .	(A) 13	24	
San Francisco . . . . .	(H) 34	3	
Detroit . . . . .	(A) 14	7	
Minnesota . . . . .	(A) 7	35	
Chicago . . . . .	(A) 10	17	
Baltimore . . . . .	(H) 3	17	
San Francisco . . . . .	(A) 13	21	
New York . . . . .	(H) 55	14	
Minnesota . . . . .	(H) 21	6	
Baltimore . . . . .	(A) 23	7	
Detroit . . . . .	(H) 23	3	
Green Bay . . . . .	(H) 23	27	
	289	212	

# 1967 (11-1-2, First Place)

Coach: George Allen			
	Rams	Opp.	
New Orleans . . . . .	(A) 27	13	
Minnesota . . . . .	(H) 39	3	
Dallas . . . . .	(A) 35	13	
San Francisco . . . . .	(H) 24	27	
Baltimore . . . . .	(A) 24	24	
Washington . . . . .	(H) 28	28	
Chicago . . . . .	(A) 28	17	
San Francisco . . . . .	(A) 17	7	
Philadelphia . . . . .	(H) 33	17	
Atlanta . . . . .	(A) 31	3	
Detroit . . . . .	(A) 31	7	
Atlanta . . . . .	(H) 20	3	
Green Bay . . . . .	(H) 27	24	
Baltimore . . . . .	(H) 34	10	
	398	196	
*Green Bay . . . . .	(A) 7	28	
*Cleveland . . . . .	(Miami) 30	6	

\*Western Conference Playoff  
†Playoff Bowl Game

# 1968 (10-3-1, Second Place)

Coach: George Allen			
	Rams	Opp.	
St. Louis . . . . .	(A) 24	13	
Pittsburgh . . . . .	(H) 45	10	
Cleveland . . . . .	(A) 24	6	
San Francisco . . . . .	(H) 24	10	
Green Bay . . . . .	(A) 16	14	
Atlanta . . . . .	(H) 27	14	
Baltimore . . . . .	(A) 10	27	
Detroit . . . . .	(H) 10	7	
Atlanta . . . . .	(A) 17	10	
San Francisco . . . . .	(A) 20	20	
New York . . . . .	(H) 24	21	
Minnesota . . . . .	(A) 31	3	
Chicago . . . . .	(H) 16	17	
Baltimore . . . . .	(H) 24	28	
	312	200	

# 1969 (11-3-0, First Place)

Coach: George Allen			
	Rams	Opp.	
Baltimore . . . . .	(A) 27	20	

Atlanta . . . . .	(H) 17	7
New Orleans . . . . .	(H) 36	17
San Francisco . . . . .	(A) 27	21
Green Bay . . . . .	(H) 34	21
Chicago . . . . .	(A) 9	7
Atlanta . . . . .	(A) 38	6
San Francisco . . . . .	(H) 41	30
Philadelphia . . . . .	(A) 23	17
Dallas . . . . .	(H) 24	23
Washington . . . . .	(A) 24	13
Minnesota . . . . .	(H) 13	20
Detroit . . . . .	(A) 0	28
Baltimore . . . . .	(H) 7	13
	320	243

\*Minnesota . . . . . (A) 20 23  
†Dallas . . . . . (Miami) 31 0  
\*Western Conference Playoff  
†Playoff Bowl Game

# 1970 (9-4-1, Second Place)

Coach: George Allen			
	Rams	Opp.	
St. Louis . . . . .	(H) 34	13	
Buffalo . . . . .	(A) 19	0	
San Diego . . . . .	(H) 37	10	
San Francisco . . . . .	(H) 6	20	
Green Bay . . . . .	(A) 31	21	
Minnesota . . . . .	(A) 3	13	
New Orleans . . . . .	(A) 30	17	
Atlanta . . . . .	(H) 10	10	
New York Jets . . . . .	(H) 20	31	
Atlanta . . . . .	(A) 17	7	
San Francisco . . . . .	(A) 30	13	
New Orleans . . . . .	(H) 34	16	
Detroit . . . . .	(H) 23	28	
New York Giants . . . . .	(A) 31	3	
	325	202	

# 1971 (8-5-1, Second Place)

Coach: Tommy Prothro			
	Rams	Opp.	
New Orleans . . . . .	(A) 20	24	
Atlanta . . . . .	(H) 20	20	
Chicago . . . . .	(H) 17	3	
San Francisco . . . . .	(A) 20	13	
Atlanta . . . . .	(A) 24	16	
Green Bay . . . . .	(H) 30	13	
Miami . . . . .	(H) 14	20	
Baltimore . . . . .	(A) 17	24	
Detroit . . . . .	(A) 21	13	
San Francisco . . . . .	(H) 17	6	
Dallas . . . . .	(A) 21	28	
New Orleans . . . . .	(H) 45	28	
Washington . . . . .	(H) 24	38	
Pittsburgh . . . . .	(A) 23	14	
	313	260	

# 1972 (6-7-1, Third Place)

Coach: Tommy Prothro			
	Rams	Opp.	
New Orleans . . . . .	(H) 34	14	
Chicago . . . . .	(A) 13	13	
Atlanta . . . . .	(A) 3	31	
San Francisco . . . . .	(H) 31	7	

Philadelphia	(A)	34	3
Cincinnati	(H)	15	12
Oakland	(A)	17	45
Atlanta	(H)	20	7
Denver	(H)	10	16
Minnesota	(H)	41	45
New Orleans	(A)	16	19
San Francisco	(A)	26	16
St. Louis	(A)	14	24
Detroit	(H)	17	34
		291	286

#### 1973 (12-2-0, First Place)

Coach: Chuck Knox		Rams	Opp.
Kansas City	(A)	23	13
Atlanta	(H)	31	0
San Francisco	(A)	40	20
Houston	(A)	31	26
Dallas	(H)	37	31
Green Bay	(H)	24	7
Minnesota	(A)	9	10
Atlanta	(A)	13	15
New Orleans	(H)	29	7
San Francisco	(H)	31	13
New Orleans	(A)	24	13
Chicago	(A)	26	0
New York Giants	(H)	40	6
Cleveland	(H)	30	17
		388	178

\*Dallas (A) 16 27

\*NFC Divisional Playoff

#### 1974 (10-4-0, First Place)

Coach: Chuck Knox		Rams	Opp.
Denver	(A)	17	10
New Orleans	(H)	24	0
New England	(A)	14	20
Detroit	(H)	16	13
Green Bay	(A)	6	17
San Francisco	(H)	37	14
New York Jets	(A)	20	13
San Francisco	(A)	15	13
Atlanta	(H)	21	0
New Orleans	(A)	7	20
Minnesota	(H)	20	17
Atlanta	(A)	30	7
Washington	(H)	17	23
Buffalo	(H)	19	14
		263	181

\*Washington (H) 19 10

†Minnesota (A) 10 14

\*NFC Divisional Playoff

†NFC Championship

#### 1975 (12-2-0, First Place)

Coach: Chuck Knox		Rams	Opp.
Dallas	(A)	7	18
San Francisco	(A)	23	14
Baltimore	(H)	24	13
San Diego	(A)	13	10(OT)

Atlanta	(H)	22	7
New Orleans	(H)	38	14
Philadelphia	(A)	42	3
San Francisco	(H)	23	24
Atlanta	(A)	16	7
Chicago	(H)	38	10
Detroit	(A)	20	0
New Orleans	(A)	14	7
Green Bay	(H)	22	5
Pittsburgh	(H)	10	3

312 135

\*St. Louis (H) 35 23

†Dallas (H) 7 37

\*NFC Divisional Playoff

†NFC Championship

#### 1976 (10-3-1, First Place)

Coach: Chuck Knox		Rams	Opp.
Atlanta	(A)	30	14
Minnesota	(A)	10	10(OT)
New York Giants	(H)	24	10
Miami	(A)	31	28
San Francisco	(H)	0	16
Chicago	(H)	20	12
New Orleans	(A)	16	10
Seattle	(H)	45	6
Cincinnati	(A)	12	20
St. Louis	(H)	28	30
San Francisco	(A)	23	3
New Orleans	(H)	33	14
Atlanta	(H)	59	0
Detroit	(A)	20	7
		351	190

\*Dallas (A) 14 12

†Minnesota (A) 13 24

\*NFC Divisional Playoff

†NFC Championship

#### 1977 (10-4, First Place)

Coach: Chuck Knox		Rams	Opp.
Atlanta	(A)	6	17
Philadelphia	(H)	20	0
San Francisco	(H)	34	14
Chicago	(A)	23	24
New Orleans	(H)	14	7
Minnesota	(H)	35	3
New Orleans	(A)	26	27
Tampa Bay	(H)	31	0
Green Bay	(A)	24	6
San Francisco	(A)	23	10
Cleveland	(A)	9	0
Oakland	(H)	20	14
Atlanta	(H)	23	7
Washington	(A)	14	17
		302	146

\*Minnesota (H) 7 14

\*NFC Divisional Playoff

**1978 (12-4, First Place)**

Coach: Ray Malavasi		Rams	Opp.
Philadelphia	(A)	16	14
Atlanta	(H)	10	0
Dallas	(H)	27	14
Houston	(A)	10	6
New Orleans	(A)	26	20
San Francisco	(H)	27	10
Minnesota	(A)	34	17
New Orleans	(H)	3	10
Atlanta	(A)	7	15
Tampa Bay	(H)	26	23
Pittsburgh	(H)	10	7
San Francisco	(A)	31	28
Cleveland	(A)	19	30
New York Giants	(A)	20	17
Cincinnati	(H)	19	20
Green Bay	(H)	31	14

316 245

*Minnesota	(H)	34	10
†Dallas	(H)	0	28

\*NFC Divisional Playoff

†NFC Championship

**1979 (9-7, First Place)**

Coach: Ray Malavasi		Rams	Opp.
Oakland	(H)	17	24
Denver	(A)	13	9
San Francisco	(H)	27	24
Tampa Bay	(A)	6	21
St. Louis	(H)	21	0
New Orleans	(A)	35	17
Dallas	(A)	6	30
San Diego	(H)	16	40
New York Giants	(H)	14	20
Seattle	(A)	24	0

Chicago	(A)	23	27
Atlanta	(H)	20	14
San Francisco	(A)	26	20
Minnesota	(H)	27	21(OT)
Atlanta	(A)	34	13
New Orleans	(H)	14	29

323 309

*Dallas	(A)	21	19
†Tampa Bay	(A)	9	0
‡Pittsburgh	(Pasadena, Ca.)	19	31

\*NFC Divisional Playoff

†NFC Championship

‡Super Bowl XIV

**1980 (11-5, Second Place)**

Coach: Ray Malavasi		Rams	Opp.
Detroit	(H)	20	41
Tampa Bay	(A)	9	10
Green Bay	(H)	51	21
New York Giants	(A)	28	7
San Francisco	(H)	48	26
St. Louis	(A)	21	13
San Francisco	(A)	31	17
Atlanta	(A)	10	13
New Orleans	(H)	45	31
Miami	(H)	14	35
New England	(A)	17	14
New Orleans	(A)	27	7
New York Jets	(H)	38	13
Buffalo	(A)	7	10(OT)
Dallas	(H)	38	14
Atlanta	(H)	20	17(OT)

424 289

#Dallas	(A)	14	34
---------	-----	----	----

#First Round Playoff

**To reserve the Los Angeles Rams' highlight film, "Return of the Big Play," just call (714) 535-7267 or (213) 585-5400. The film is a 25-minute feature of the 1980 Rams season. There is no charge for 24-hour loan of the film.**



# PRESEASON GAMES RESULTS

## Summary (1946-80)

	Won	Lost	Tied
Rams vs. service teams	7	0	0
Rams vs. Seattle	3	0	0
Rams vs. Hawaiian Warriors	2	0	0
Rams vs. Calif. All-Stars	2	0	0
Rams vs. Houston	2	0	0
Rams vs. New Orleans	2	0	0
Rams vs. Baltimore	1	0	0
Rams vs. Boston Yanks	1	0	0
Rams vs. Denver	1	0	0
Rams vs. N.Y. Bulldogs	1	0	0
Rams vs. Tampa Bay	1	0	0
Rams vs. Detroit	1	0	1
Rams vs. Pittsburgh	3	1	0
Rams vs. San Francisco	19	7	0
Rams vs. St. Louis	7	3	0
Rams vs. Washington	12	6	0
Rams vs. Buffalo	2	1	0
Rams vs. Cleveland	13	9	1
Rams vs. San Diego	7	5	0
Rams vs. Kansas City	4	3	0
Rams vs. Dallas	10	8	0
Rams vs. Oakland	5	4	0
Rams vs. New England	2	2	0
Rams vs. Chicago	1	1	0
Rams vs. College All-Stars	1	1	0
Rams vs. Miami	1	1	0
Rams vs. N.Y. Giants	5	7	1
Rams vs. Philadelphia	5	7	1
Rams vs. Minnesota	2	4	0
<b>TOTAL</b>	<b>123</b>	<b>70</b>	<b>4</b>

## 1951

San Diego	11th Naval Dist.	55-2
Los Angeles	Washington	58-14
Los Angeles	Chicago Bears	42-14
Little Rock	Philadelphia	31-26
Salt Lake City	Chi. Cardinals	21-36
Cleveland	Cleveland	6-7
New York	N.Y. Giants	23-21

## 1952

San Diego	11th Naval Dist.	45-6
Chicago	College All-Stars	10-7
Los Angeles	Washington	45-23
Portland	Chi. Cardinals	24-14
Los Angeles	San Francisco	7-17
Philadelphia	Philadelphia	14-35
New York	N.Y. Giants	17-30

## 1953

Long Beach	Fort Ord	24-0
San Diego	11th Naval Dist.	72-19
Los Angeles	Washington	20-7
Los Angeles	Cleveland	27-9
Los Angeles	San Francisco	35-10
Portland	Chi. Cardinals	10-23
Little Rock	Philadelphia	17-28
Pittsburgh	Pittsburgh	49-6

## 1954

Long Beach	Fort Ord	34-13
Portland	N.Y. Giants	30-7
Los Angeles	Washington	27-7
Los Angeles	Cleveland	38-10
Portland	Chi. Cardinals	51-17
Los Angeles	San Francisco	27-28
San Antonio	Philadelphia	21-24

## 1955

Long Beach	Fort Ord	44-17
Portland	Pittsburgh	35-24
Los Angeles	Washington	28-31
Portland	N.Y. Giants	23-17 (OT)
Los Angeles	Cleveland	38-21
Los Angeles	San Francisco	10-31
Denver	Philadelphia	21-35

## 1956

Long Beach	Armed Forces	62-7
Los Angeles	Washington	21-39
Los Angeles	Cleveland	17-6
Seattle	N.Y. Giants	10-20
Los Angeles	Chi. Cardinals	69-21
Los Angeles	San Francisco	33-24
Portland	Pittsburgh	17-20

## 1957

Long Beach	Calif. All-Stars	84-0
Los Angeles	Washington	45-14
Los Angeles	N.Y. Giants	7-24
Portland	Chi. Cardinals	63-21
Los Angeles	Cleveland	20-14
Los Angeles	San Francisco	58-27
Mobile	Washington	14-3

## Site Opponent Rams Opp.

### 1946

Chicago	College All-Stars	0-16
Los Angeles	Washington	16-14

### 1947

Los Angeles	Washington	20-7
Des Moines	Boston Yanks	24-0
Indianapolis	Detroit	21-0
New York	N.Y. Giants	3-30

### 1948

Los Angeles	Washington	10-21
Honolulu	Hawaiian Warriors	41-20
Honolulu	Hawaiian Warriors	42-7
Dallas	Philadelphia	7-21

### 1949

Los Angeles	Washington	28-34
San Antonio	N.Y. Bulldogs	21-14
Little Rock	Philadelphia	24-24
Omaha	N.Y. Giants	14-7

### 1950

Los Angeles	Washington	14-17
Los Angeles	Chi. Cardinals	34-31
Los Angeles	Philadelphia	14-49
San Antonio	Baltimore	70-21
New York	N.Y. Giants	14-24

**1958**

Pasadena	Calif. All-Stars	73 0
Los Angeles	Washington	31 10
Los Angeles	N.Y. Giants	38 10
Los Angeles	Cleveland	10 13
Seattle	Chi. Cardinals	26 27
Los Angeles	San Francisco	40 38
Los Angeles	Pittsburgh	31 6

**1959**

Boulder	Detroit	20 20
Los Angeles	Washington	21 23
Los Angeles	Chi. Cardinals	34 21
Los Angeles	Cleveland	24 27
Los Angeles	San Francisco	48 14
Los Angeles	Philadelphia	31 28

**1960**

Los Angeles	Philadelphia	7 20
Los Angeles	Washington	26 21
Los Angeles	Cleveland	22 17
Pendleton	Dallas	49 14
Los Angeles	San Francisco	28 17
Los Angeles	N.Y. Giants	6 20

**1961**

Los Angeles	Washington	26 7
Los Angeles	N.Y. Giants	17 17
Los Angeles	Cleveland	17 34
Los Angeles	San Francisco	20 38
Minnesota	Minnesota	21 17

**1962**

Los Angeles	Washington	37 7
Portland	Minnesota	33 24
Los Angeles	N.Y. Giants	24 31
Los Angeles	Cleveland	24 26
Los Angeles	San Francisco	3 19

**1963**

Los Angeles	Dallas	14 17
Los Angeles	Minnesota	3 27
Portland	Dallas	20 17
Los Angeles	Cleveland	14 23
Los Angeles	San Francisco	17 0

**1964**

Los Angeles	Dallas	17 6
Los Angeles	Cleveland	31 56
Portland	Dallas	25 16
Los Angeles	Minnesota	23 34
Los Angeles	San Francisco	21 17

**1965**

Los Angeles	Dallas	9 0
Los Angeles	Cleveland	19 21
Nashville	Chicago	14 28
Los Angeles	Philadelphia	10 0
Los Angeles	San Francisco	34 14

**1966**

Los Angeles	Cleveland	16 6
Los Angeles	Dallas	10 20
Minnesota	Minnesota	10 24
Los Angeles	St. Louis	32 14
Los Angeles	San Francisco	29 0

**1967**

Anaheim	New Orleans	16 7
Los Angeles	Dallas	20 6

Los Angeles	Cleveland	24 17
San Diego	San Diego	50 7
Los Angeles	Kansas City	44 24
Los Angeles	San Francisco	34 7

**1968**

Anaheim	New Orleans	21 17
Los Angeles	Cleveland	23 21
Los Angeles	Dallas	10 42
San Diego	San Diego	13 35
Los Angeles	Kansas City	36 16
Los Angeles	San Francisco	21 20

**1969**

Los Angeles	Dallas	24 17
Los Angeles	Cleveland	3 10
Los Angeles	Kansas City	14 42
San Diego	San Diego	24 14
Los Angeles	Buffalo	50 20
Anaheim	San Francisco	31 28

**1970**

Los Angeles	Cleveland	30 17
Los Angeles	Dallas	17 10
Los Angeles	Oakland	34 23
San Diego	San Diego	16 14
Pasadena	Houston	20 3
Los Angeles	San Francisco	17 14

**1971**

Canton	Houston	17 6
Los Angeles	Dallas	21 45
Los Angeles	Cleveland	17 5
Berkeley	Oakland	7 20
Foxboro	New England	31 21
Los Angeles	San Diego	14 20
Los Angeles	San Francisco	23 20

**1972**

Los Angeles	Cleveland	13 3
Los Angeles	Dallas	13 27
Los Angeles	Oakland	9 34
Kansas City	Kansas City	13 19
San Diego	San Diego	13 14
Los Angeles	San Francisco	14 17

**1973**

Los Angeles	Dallas	7 24
Los Angeles	Cleveland	21 21
Berkeley	Oakland	3 16
Miami	Miami	14 17
Los Angeles	San Diego	30 17
Los Angeles	San Francisco	38 10

**1974**

Los Angeles	Cleveland	24 21
Los Angeles	Dallas	6 13
Los Angeles	Kansas City	58 16
Los Angeles	Miami	31 13
San Diego	San Diego	30 16
San Francisco	San Francisco	17 7

**1975**

Los Angeles	Dallas	35 7
Los Angeles	San Francisco	10 6
Buffalo	Buffalo	24 31
Kansas City	Kansas City	14 6
Los Angeles	Philadelphia	35 0
Los Angeles	Oakland	6 0

**1976**

Los Angeles	Tampa Bay	26 3
Los Angeles	Dallas	26 14
Seattle	Seattle	16 13
Oakland	Oakland	23 14
Los Angeles	Buffalo	31 17
Los Angeles	San Francisco	10 3

**1977**

Los Angeles	Minnesota	17 22
Los Angeles	Philadelphia	20 3
San Francisco	San Francisco	14 23
Kansas City	Kansas City	19 27
Los Angeles	San Diego	25 26
Los Angeles	Oakland	0 21

**1978**

Los Angeles	New England	7 14
Los Angeles	San Diego	0 17
Seattle	Seattle	26 7
Oakland	Oakland	28 3

**1979**

Los Angeles	Oakland	20 14 (OT)
Foxboro	New England	15 3
Los Angeles	Seattle	21 17
Los Angeles	San Diego	23 7

**1980**

Anaheim	New England	31 35
Anaheim	Dallas	16 19
Denver	Denver	26 13
Anaheim	San Diego	34 17

**RAMS VS. NFL [1946-1980]**

	WON	LOST	TIED	PCT.	RAMS TOTAL PTS.	OPP. TOTAL PTS.	RAMS AVG. PTS.	OPP. AVG. PTS.
Rams vs. N.Y. Yanks . . . . .	4	0	0	1.000	190	98	48	25
Rams vs. Houston . . . . .	2	0	0	1.000	41	32	21	16
Rams vs. Seattle . . . . .	2	0	0	1.000	69	6	35	3
Rams vs. Kansas City . . . . .	1	0	0	1.000	23	13	23	13
Rams vs. N.Y. Bulldogs . . . . .	1	0	0	1.000	42	20	42	20
Rams vs. Pittsburgh . . . . .	10	2	1	.808	311	191	24	15
Rams vs. N.Y. Giants . . . . .	12	3	0	.800	426	236	28	16
Rams vs. Atlanta . . . . .	22	5	2	.793	615	294	21	10
Rams vs. New Orleans . . . . .	18	6	0	.750	617	381	26	16
Rams vs. San Francisco . . . . .	41	19	2	.677	1560	1178	25	19
Rams vs. Buffalo . . . . .	2	1	0	.667	45	24	15	8
Rams vs. Denver . . . . .	2	1	0	.667	40	35	13	12
Rams vs. New York Jets . . . . .	2	1	0	.667	78	57	26	19
Rams vs. San Diego . . . . .	2	1	0	.667	66	60	22	20
Rams vs. Green Bay . . . . .	34	19	1	.639	1424	1100	26	20
Rams vs. Philadelphia . . . . .	10	6	1	.618	358	303	21	18
Rams vs. Tampa Bay . . . . .	3	2	0	.600	81	54	16	11
Rams vs. St. Louis . . . . .	11	8	2	.571	507	423	24	20
Rams vs. Dallas . . . . .	9	8	0	.529	352	368	21	22
Rams vs. Detroit . . . . .	27	25	1	.519	1128	1052	21	20
Rams vs. New England . . . . .	1	1	0	.500	31	34	16	17
Rams vs. Baltimore . . . . .	15	20	2	.432	833	806	23	22
Rams vs. Cleveland . . . . .	6	8	0	.429	314	321	22	23
Rams vs. Minnesota . . . . .	11	15	2	.429	587	563	21	20
Rams vs. Washington . . . . .	4	6	1	.409	269	257	24	23
Rams vs. Chicago . . . . .	19	30	3	.394	1135	1233	22	24
Rams vs. Cincinnati . . . . .	1	2	0	.333	46	52	15	17
Rams vs. Miami . . . . .	1	2	0	.333	59	83	20	28
Rams vs. Oakland . . . . .	1	2	0	.333	54	80	18	27
Rams vs. Boston Yanks . . . . .	0	2	0	.000	37	67	19	34
<b>Total . . . . .</b>	<b>274</b>	<b>195</b>	<b>18</b>	<b>.581</b>	<b>11304</b>	<b>9286</b>	<b>23</b>	<b>19</b>

**Note:** Above table includes playoff games.



**RAMS — ATLANTA SERIES**

(Rams lead series, 22-5-2)

- 1965—Rams, 19-14 (A)  
 1967—Rams, 31-3 (A)  
     Rams, 20-3 (LA)  
 1968—Rams, 27-14 (LA)  
     Rams, 17-10 (A)  
 1969—Rams, 17-7 (LA)  
     Rams, 38-6 (A)  
 1970—Tie, 10-10 (LA)  
     Rams, 17-7 (A)  
 1971—Tie, 20-20 (LA)  
     Rams, 24-16 (A)  
 1972—Falcons, 31-3 (A)  
     Rams, 20-7 (LA)  
 1973—Rams, 31-0 (LA)  
     Falcons, 15-13 (A)  
 1974—Rams, 21-0 (LA)  
     Rams, 30-7 (A)  
 1975—Rams, 22-7 (A)  
     Rams, 16-7 (A)  
 1976—Rams, 30-14 (A)  
     Rams, 59-0 (LA)  
 1977—Falcons, 17-6 (A)  
     Rams, 23-7 (LA)  
 1978—Rams, 10-0 (LA)  
     Falcons, 15-7 (A)  
 1979—Rams, 20-14 (LA)  
     Rams, 34-13 (A)  
 1980—Falcons, 13-10 (A)  
     Rams, 20-17 (LA) OT  
 (Points—Rams 615; Falcons 294)

**RAMS — BALTIMORE SERIES**

(Colts lead series, 20-15-2)

- 1950—Rams, 70-27 (LA)  
 1953—Rams, 21-13 (B)  
     Rams, 45-2 (LA)  
 1954—Rams, 48-0 (B)  
     Colts, 22-21 (LA)  
 1955—Tie, 17-17 (B)  
     Rams, 20-14 (LA)  
 1956—Colts, 56-21 (B)  
     Rams, 31-7 (LA)  
 1957—Colts, 31-14 (B)  
     Rams, 37-21 (LA)  
 1958—Colts, 34-7 (B)  
     Rams, 30-28 (LA)  
 1959—Colts, 35-21 (B)  
     Colts, 45-26 (LA)  
 1960—Colts, 31-17 (B)  
     Rams, 10-3 (LA)  
 1961—Colts, 27-24 (B)  
     Rams, 34-17 (LA)  
 1962—Colts, 30-27 (B)  
     Colts, 14-2 (LA)  
 1963—Rams, 17-16 (LA)  
     Colts, 19-16 (B)  
 1964—Colts, 35-20 (B)  
     Colts, 24-7 (LA)  
 1965—Colts, 35-20 (B)  
     Colts, 20-17 (LA)  
 1966—Colts, 17-3 (LA)  
     Rams, 23-7 (B)  
 1967—Tie, 24-24 (B)  
     Rams, 34-10 (LA)  
 1968—Colts, 27-10 (B)  
     Colts, 28-24 (LA)  
 1969—Rams, 27-20 (B)  
     Colts, 13-7 (LA)  
 1971—Colts, 24-17 (B)  
 1975—Rams, 24-13 (LA)  
 (Points—Rams 833; Colts 806)

**RAMS — BUFFALO SERIES**

(Rams lead series, 2-1)

- 1970—Rams, 19-0 (B)  
 1974—Rams, 19-14 (LA)  
 1980—Bills, 10-7 (B) OT  
 (Points—Rams 45; Bills 24)

**RAMS — CHICAGO SERIES**

(Bears lead series, 30-19-3)

- 1946—Tie, 28-28 (C)  
     Bears, 27-21 (LA)  
 1947—Bears, 41-21 (LA)  
     Rams, 17-14 (C)  
 1948—Bears, 42-21 (C)  
     Bears, 21-6 (LA)  
 1949—Rams, 31-16 (C)  
     Rams, 27-24 (LA)  
 1950—Bears, 24-20 (LA)  
     Bears, 24-14 (C)  
     \*Rams, 24-14 (LA)  
 1951—Rams, 42-17 (C)  
 1952—Rams, 31-7 (LA)  
     Rams, 40-24 (C)  
 1953—Rams, 38-24 (LA)  
     Bears, 24-21 (C)  
 1954—Rams, 42-38 (LA)  
     Bears, 24-13 (C)  
 1955—Bears, 31-20 (LA)  
     Bears, 24-3 (C)  
 1956—Bears, 35-24 (LA)  
     Bears, 30-21 (C)  
 1957—Bears, 34-26 (C)  
     Bears, 16-10 (LA)  
 1958—Bears, 31-10 (C)  
     Rams, 41-35 (LA)  
 1959—Rams, 28-21 (C)  
     Bears, 26-21 (LA)  
 1960—Bears, 34-27 (C)  
     Tie, 24-24 (LA)  
 1961—Bears, 21-17 (LA)  
     Bears, 28-24 (C)  
 1962—Bears, 27-23 (LA)  
     Bears, 30-14 (C)  
 1963—Bears, 52-14 (LA)  
     Bears, 6-0 (C)  
 1964—Bears, 38-17 (C)  
     Bears, 34-24 (LA)  
 1965—Rams, 30-28 (LA)  
     Bears, 31-6 (C)  
 1966—Rams, 31-17 (LA)  
     Bears, 17-10 (C)  
 1967—Rams, 28-17 (C)  
 1968—Bears, 17-16 (LA)  
 1969—Rams, 9-7 (C)  
 1971—Rams, 17-3 (LA)  
 1972—Tie, 13-13 (C)  
 1973—Rams, 26-0 (C)  
 1975—Rams, 38-10 (LA)  
 1976—Rams, 20-12 (LA)  
 1977—Bears, 24-23 (C)  
 1979—Bears, 27-23 (C)  
 (Points—Bears 1,233; Rams 1,135)  
 \*Conference Playoff

**RAMS — CINCINNATI SERIES**

(Bengals lead series, 2-1)

- 1972—Rams, 15-12 (LA)  
 1976—Bengals, 20-12 (C)  
 1978—Bengals, 20-19 (LA)  
 (Points—Bengals 52; Rams 46)

**RAMS — CLEVELAND SERIES**

(Browns lead series, 8-6)

- 1950—\*Browns, 30-28 (C)  
 1951—Browns, 38-23 (LA)  
     \*Rams, 24-17 (LA)  
 1952—Browns, 37-7 (C)  
 1955—\*Browns, 38-14 (LA)  
 1957—Browns, 45-31 (C)  
 1958—Browns, 30-27 (LA)  
 1963—Browns, 20-6 (C)  
 1965—Rams, 42-7 (LA)  
 1968—\*\*Rams, 30-6 (Miami)  
     Rams, 24-6 (C)  
 1973—Rams, 30-17 (LA)  
 1977—Rams, 9-0 (C)  
 1978—Browns, 30-19 (C)  
 (Points—Browns 321; Rams 314)  
 \*NFL Championship  
 \*\*Playoff Bowl

**RAMS — DALLAS SERIES**

(Rams lead series, 9-8)

- 1960—Rams, 38-13 (D)  
 1962—Cowboys, 27-17 (LA)  
 1967—Rams, 35-13 (D)  
 1969—Rams, 24-23 (LA)  
 1970—\*Rams, 31-0 (Miami)  
 1971—Cowboys, 28-21 (D)  
 1973—Rams, 37-31 (LA)  
     \*\*Cowboys, 27-16 (D)  
 1975—Cowboys, 18-7 (D)  
     \*\*\*Cowboys, 37-7 (LA)  
 1976—\*\*Rams, 14-12 (D)  
 1978—Rams, 27-14 (LA)  
     \*\*\*Cowboys, 28-0 (LA)  
 1979—Cowboys, 30-6 (D)  
     \*\*Rams, 21-19 (D)  
 1980—Rams, 38-14 (LA)  
     \*\*\*Cowboys, 34-13 (D)  
 (Points—Cowboys 368; Rams 352)  
 \*Playoff Bowl  
 \*\*NFC Divisional Playoff  
 \*\*\*NFC Championship  
 \*\*\*\*NFC First Round Playoff

**RAMS — DENVER SERIES**

(Rams lead series, 2-1)

- 1972—Broncos, 16-10 (LA)  
 1974—Rams, 17-10 (D)  
 1979—Rams, 13-9 (D)  
 (Points—Rams 40; Broncos 35)

**RAMS — DETROIT SERIES**

(Rams lead series, 27-25-1)

- 1946—Rams, 35-14 (LA)  
     Rams, 41-20 (D)  
 1947—Rams, 27-13 (D)  
     Rams, 28-17 (LA)  
 1948—Rams, 44-7 (LA)  
     Rams, 34-27 (D)  
 1949—Rams, 27-24 (LA)  
     Rams, 21-10 (D)  
 1950—Rams, 30-28 (D)  
     Rams, 65-24 (LA)  
 1951—Rams, 27-21 (D)  
     Lions, 24-22 (LA)  
 1952—Lions, 17-14 (LA)  
     Lions, 24-16 (D)  
     \*Lions, 31-21 (D)

1953—Rams, 31-19 (O)  
Rams, 37-24 (LA)  
1954—Lions, 21-3 (D)  
Lions, 27-24 (LA)  
1955—Rams, 17-10 (D)  
Rams, 24-13 (LA)  
1956—Lions, 24-21 (D)  
Lions, 16-7 (LA)  
1957—Lions, 10-7 (D)  
Rams, 35-17 (LA)  
1958—Rams, 42-28 (D)  
Lions, 41-24 (LA)  
1959—Lions, 17-7 (LA)  
Lions, 23-17 (D)  
1960—Rams, 48-35 (LA)  
Lions, 12-10 (D)  
1961—Lions, 14-13 (D)  
Lions, 28-10 (LA)  
1962—Lions, 13-10 (D)  
Lions, 12-3 (LA)  
1963—Lions, 23-2 (LA)  
Rams, 28-21 (D)  
1964—Tie, 17-17 (LA)  
Lions, 37-17 (D)  
1965—Lions, 20-0 (D)  
Lions, 31-7 (LA)  
1966—Rams, 14-7 (D)  
Rams, 23-3 (LA)  
1967—Rams, 31-7 (D)  
1968—Rams, 10-7 (LA)  
1969—Lions, 28-0 (D)  
1970—Lions, 28-23 (LA)  
1971—Rams, 21-13 (D)  
1972—Lions, 34-17 (LA)  
1974—Rams, 16-13 (LA)  
1975—Rams, 20-0 (D)  
1976—Rams, 20-17 (D)  
1980—Lions, 41-20 (LA)  
(Points—Rams, 1,128; Lions 1,052)  
\*Conference Playoff

#### **RAMS — GREEN BAY SERIES** (Rams lead series, 34-19-1)

1946—Rams, 21-17 (Mil)  
Rams, 38-17 (LA)  
1947—Packers, 17-14 (Mil)  
Packers, 30-10 (LA)  
1948—Packers, 16-0 (GB)  
Rams, 24-10 (LA)  
1949—Rams, 48-7 (GB)  
Rams, 35-7 (LA)  
1950—Rams, 45-14 (Mil)  
Rams, 51-14 (LA)  
1951—Rams, 28-0 (Mil)  
Rams, 42-14 (LA)  
1952—Rams, 30-28 (Mil)  
Rams, 45-27 (LA)  
1953—Rams, 38-20 (Mil)  
Rams, 33-17 (LA)  
1954—Packers, 35-17 (Mil)  
Rams, 35-27 (LA)  
1955—Packers, 30-28 (Mil)  
Rams, 31-17 (LA)  
1956—Packers, 42-17 (Mil)  
Rams, 49-21 (LA)  
1957—Rams, 31-27 (Mil)  
Rams, 42-17 (LA)  
1958—Rams, 20-7 (GB)  
Rams, 34-20 (LA)  
1959—Rams, 45-6 (Mil)  
Packers, 38-20 (LA)  
1960—Rams, 33-31 (Mil)  
Packers, 35-21 (LA)

1961—Packers, 35-17 (GB)  
Packers, 24-17 (LA)  
1962—Packers, 41-10 (Mil)  
Packers, 20-17 (LA)  
1963—Packers, 42-10 (GB)  
Packers, 31-14 (LA)  
1964—Rams, 27-17 (Mil)  
Tie, 24-24 (LA)  
1965—Packers, 6-3 (Mil)  
Rams, 21-10 (LA)  
1966—Packers, 24-13 (GB)  
Packers, 27-23 (LA)  
1967—Rams, 27-24 (LA)  
\*Packers, 28-7 (Mil)  
1968—Rams, 16-14 (Mil)  
1969—Rams, 34-21 (LA)  
1970—Rams, 31-21 (GB)  
1971—Rams, 30-13 (LA)  
1973—Rams, 24-7 (LA)  
1974—Packers, 17-6 (Mil)  
1975—Rams, 22-5 (LA)  
1977—Rams, 24-6 (Mil)  
1978—Rams, 31-14 (LA)  
1980—Rams, 51-21 (LA)  
(Points—Rams, 1,424; Packers 1,100)  
\*Conference Playoff

#### **RAMS — HOUSTON SERIES** (Rams lead series, 2-0)

1973—Rams, 31-26 (H)  
1978—Rams, 10-6 (H)  
(Points—Rams 41; Oilers 32)

#### **RAMS — KANSAS CITY SERIES** (Rams lead series, 1-0)

1973—Rams, 23-13 (KC)

#### **RAMS — MIAMI SERIES** (Dolphins lead series, 2-1)

1971—Dolphins, 20-14 (LA)  
1976—Rams, 31-28 (M)  
1980—Dolphins, 35-14 (LA)  
(Points—Dolphins 83; Rams 59)

#### **RAMS — MINNESOTA SERIES** (Vikings lead series, 15-11-2)

1961—Rams, 31-17 (LA)  
Vikings, 42-21 (M)  
1962—Vikings, 38-14 (LA)  
Tie, 24-24 (M)  
1963—Rams, 27-24 (LA)  
Vikings, 21-13 (M)  
1964—Rams, 22-13 (LA)  
Vikings, 34-13 (M)  
1965—Vikings, 38-35 (LA)  
Vikings, 24-13 (M)  
1966—Vikings, 35-7 (M)  
Rams, 21-6 (LA)  
1967—Rams, 39-3 (LA)  
1968—Rams, 31-3 (M)  
1969—Vikings, 20-13 (LA)  
\*Vikings, 23-20 (M)  
1970—Vikings, 13-3 (M)  
1972—Vikings, 45-41 (LA)  
1973—Vikings, 10-9 (M)  
1974—Rams, 20-17 (LA)  
\*\*Vikings, 14-10 (M)  
1976—Tie, 10-10 (M) OT  
\*\*Vikings, 24-13 (M)  
1977—Rams, 35-3 (LA)  
\*\*Vikings, 14-7 (LA)  
1978—Rams, 34-17 (M)  
\*\*Rams, 34-10 (LA)

1979—Rams, 27-21 (LA) OT  
(Points—Rams 587; Vikings 563)

\*Conference Championship  
\*\*NFC Divisional Playoff  
\*\*\*NFC Championship

#### **RAMS — NEW ENGLAND SERIES** (Series tied, 1-1)

1974—Patriots, 20-14 (NE)  
1980—Rams, 17-14 (NE)  
(Points—Patriots 34; Rams 31)

#### **RAMS — NEW ORLEANS SERIES** (Rams lead series, 18-6)

1967—Rams, 27-13 (NO)  
1969—Rams, 36-17 (LA)  
1970—Rams, 30-17 (NO)  
Rams, 34-16 (LA)  
1971—Saints, 24-20 (NO)  
Rams, 45-28 (LA)  
1972—Rams, 34-14 (LA)  
Saints, 19-16 (NO)  
1973—Rams, 29-7 (LA)  
Rams, 24-13 (NO)  
1974—Rams, 24-0 (LA)  
Saints, 20-7 (NO)  
1975—Rams, 38-14 (LA)  
Rams, 14-7 (NO)  
1976—Rams, 16-10 (NO)  
Rams, 33-14 (LA)  
1977—Rams, 14-7 (LA)  
Saints, 27-26 (NO)  
1978—Rams, 26-20 (NO)  
Saints, 10-3 (LA)  
1979—Rams, 35-17 (NO)  
Saints, 29-14 (LA)  
1980—Rams, 45-31 (LA)  
Rams, 27-7 (NO)  
(Points—Rams 617; Saints 381)

#### **RAMS — N.Y. GIANTS SERIES** (Rams lead series, 12-3)

1946—Rams, 31-21 (NY)  
1947—Rams, 34-10 (LA)  
1948—Rams, 52-37 (NY)  
1953—Rams, 21-7 (LA)  
1954—Rams, 17-16 (NY)  
1959—Giants, 23-21 (LA)  
1961—Giants, 24-14 (NY)  
1966—Rams, 55-14 (LA)  
1968—Rams, 24-21 (LA)  
1970—Rams, 31-3 (NY)  
1973—Rams, 40-6 (LA)  
1976—Rams, 24-10 (LA)  
1978—Rams, 20-17 (NY)  
1979—Giants, 20-14 (LA)  
1980—Rams, 28-7 (NY)  
(Points—Rams 426; Giants 236)

#### **RAMS — N.Y. JETS SERIES** (Rams lead series, 2-1)

1970—Jets, 31-20 (LA)  
1974—Rams, 20-13 (NY)  
1980—Rams, 38-13 (LA)  
(Points—Rams 78; Jets 57)

#### **RAMS — OAKLAND SERIES** (Raiders lead series, 2-1)

1972—Raiders, 45-17 (O)  
1977—Rams, 20-14 (LA)  
1979—Raiders, 21-17 (LA)  
(Points—Raiders 80; Rams 54)

**RAMS — PHILADELPHIA SERIES**

(Rams lead series, 10-6-1)

- 1946—Eagles, 25-14 (LA)  
 1947—Eagles, 14-7 (P)  
 1948—Tie, 28-28 (LA)  
 1949—Eagles, 38-14 (P)  
     \*Eagles, 14-0 (LA)  
 1950—Eagles, 56-20 (P)  
 1955—Rams, 23-21 (P)  
 1956—Rams, 27-7 (LA)  
 1957—Rams, 17-13 (LA)  
 1959—Eagles, 23-20 (P)  
 1964—Rams, 20-10 (LA)  
 1967—Rams, 33-17 (LA)  
 1969—Rams, 23-17 (P)  
 1972—Rams, 34-3 (P)  
 1975—Rams, 42-3 (P)  
 1977—Rams, 20-0 (LA)  
 1978—Rams, 16-14 (P)  
 (Points—Rams 358, Eagles 303)  
 \*NFL Championship

**RAMS — PITTSBURGH SERIES**

(Rams lead series, 10-2-1)

- 1947—Rams, 48-7 (P)  
 1948—Rams, 31-14 (LA)  
 1949—Tie, 7-7 (P)  
 1952—Rams, 28-14 (LA)  
 1955—Rams, 27-26 (LA)  
 1956—Steelers, 30-13 (P)  
 1961—Rams, 24-14 (LA)  
 1964—Rams, 26-14 (P)  
 1968—Rams, 45-10 (LA)  
 1971—Rams, 23-14 (P)  
 1975—Rams, 10-3 (LA)  
 1978—Rams, 10-7 (LA)  
 1979—\*Steelers, 31-19 (Pasadena)  
 (Points—Rams 311, Steelers 191)  
 \*Super Bowl XIV

**RAMS — ST. LOUIS SERIES**

(Rams lead series, 11-8-2)

- 1946—Cardinals, 34-10 (C)  
     Rams, 17-14 (LA)  
 1947—Rams, 27-7 (LA)  
     Cardinals, 17-10 (C)  
 1948—Cardinals, 27-22 (LA)  
     Cardinals, 27-24 (C)  
 1951—Rams, 45-21 (LA)  
 1953—Tie, 24-24 (C)  
 1954—Rams, 28-17 (LA)  
 1958—Rams, 20-14 (C)  
 1960—Cardinals, 43-21 (LA)  
 1965—Rams, 27-3 (STL)  
 1968—Rams, 24-13 (STL)  
 1970—Rams, 34-13 (LA)  
 1972—Cardinals, 24-14 (STL)

- 1975—\*Rams, 35-23 (LA)  
 1976—Cardinals, 30-28 (LA)  
 1979—Rams, 21-0 (LA)  
 1980—Rams, 21-13 (STL)  
 (Points—Rams 507, Cardinals 423)  
 \*Franchise in Chicago prior to 1960  
 \*\*NFC Divisional Playoff

**RAMS — SAN DIEGO SERIES**

(Rams lead series, 2-1)

- 1970—Rams, 37-10 (LA)  
 1975—Rams, 13-10 (SD) OT  
 1979—Chargers, 40-16 (LA)  
 (Points—Rams 66, Chargers 60)

**RAMS — SAN FRANCISCO SERIES**

(Rams lead series, 41-19-2)

- 1950—Rams, 35-14 (SF)  
     Rams, 28-21 (LA)  
 1951—49ers, 44-17 (SF)  
     Rams, 23-16 (LA)  
 1952—Rams, 35-9 (LA)  
     Rams, 34-21 (SF)  
 1953—49ers, 31-30 (SF)  
     49ers, 31-27 (LA)  
 1954—Tie, 24-24 (LA)  
     Rams, 42-34 (SF)  
 1955—Rams, 23-14 (SF)  
     Rams, 27-14 (LA)  
 1956—49ers, 33-30 (SF)  
     Rams, 30-6 (LA)  
 1957—49ers, 23-20 (SF)  
     Rams, 37-24 (LA)  
 1958—Rams, 33-3 (SF)  
     Rams, 56-7 (LA)  
 1959—49ers, 34-0 (SF)  
     49ers, 24-16 (LA)  
 1960—49ers, 13-9 (SF)  
     49ers, 23-7 (LA)  
 1961—49ers, 35-0 (SF)  
     Rams, 17-7 (LA)  
 1962—Rams, 28-14 (SF)  
     49ers, 24-17 (LA)  
 1963—Rams, 28-21 (LA)  
     Rams, 21-17 (SF)  
 1964—Rams, 42-14 (LA)  
     49ers, 28-7 (SF)  
 1965—49ers, 45-21 (LA)  
     49ers, 30-27 (SF)  
 1966—Rams, 34-3 (LA)  
     49ers, 21-13 (SF)  
 1967—49ers, 27-24 (LA)  
     Rams, 17-7 (SF)  
 1968—Rams, 24-10 (LA)  
     Tie, 20-20 (SF)

- 1969—Rams, 27-21 (SF)  
     Rams, 41-30 (LA)  
 1970—49ers, 20-6 (LA)  
     Rams, 30-13 (SF)  
 1971—Rams, 20-13 (SF)  
     Rams, 17-6 (LA)  
 1972—Rams, 31-7 (LA)  
     Rams, 26-16 (SF)  
 1973—Rams, 40-20 (SF)  
     Rams, 31-13 (LA)  
 1974—Rams, 37-14 (LA)  
     Rams, 15-13 (SF)  
 1975—Rams, 23-14 (SF)  
     49ers, 24-23 (LA)  
 1976—49ers, 16-0 (LA)  
     Rams, 23-3 (SF)  
 1977—Rams, 34-14 (LA)  
     Rams, 23-10 (SF)  
 1978—Rams, 27-10 (LA)  
     Rams, 31-28 (SF)  
 1979—Rams, 27-24 (LA)  
     Rams, 26-20 (SF)  
 1980—Rams, 48-26 (LA)  
     Rams, 31-17 (SF)  
 (Points—Rams 1,560, 49ers 1,178)

**RAMS — SEATTLE SERIES**

(Rams lead series, 2-0)

- 1976—Rams, 45-6 (LA)  
 1979—Rams, 24-0 (S)  
 (Points—Rams 69, Seahawks 6)

**RAMS — TAMPA BAY SERIES**

(Rams lead series, 3-2)

- 1977—Rams, 31-0 (LA)  
 1978—Rams, 26-23 (LA)  
 1979—Buccaneers, 21-6 (TB)  
     \*Rams, 9-0 (TB)  
 1980—Buccaneers, 10-9 (TB)  
 (Points—Rams 81, Buccaneers 54)  
 \*NFC Championship

**RAMS — WASHINGTON SERIES**

(Redskins lead series, 6-4-1)

- 1948—Rams, 41-13 (W)  
 1949—Rams, 53-27 (LA)  
 1951—Redskins, 31-21 (W)  
 1962—Redskins, 20-14 (W)  
 1963—Redskins, 37-14 (LA)  
 1967—Tie, 28-28 (LA)  
 1969—Rams, 24-13 (W)  
 1971—Redskins, 38-24 (LA)  
 1974—Redskins, 23-17 (LA)  
     \*Rams, 19-10 (LA)  
 1977—Redskins, 17-14 (W)  
 (Points—Rams 269, Redskins 257)  
 \*NFC Divisional Playoff

**After missing the regular season finale in 1973, Cullen Bryant has played in 104 straight games as a Ram.**



# RAMS LONGEST PLAYS

## RUN FROM SCRIMMAGE

Year	Player	Yards
1941	Parker Hall	60
1942	Dante Magnani	71
1944	Tom Colella	75
1945	Fred Gehrke	72
1946	Tom Harmon	84
1947	Kenny Washington	92
1948	Kenny Washington	31
1949	Fred Gehrke	53
1950	Dick Hoerner	64
1951	Dan Towler	79
1952	Woodley Lewis	51
1953	Dan Towler	59
1954	Paul Younger	75
1955	Ron Waller	55
1956	Ron Waller	46
	Tom Wilson	46
1957	Ron Waller	76
1958	Tom Wilson	82
1959	Jon Arnett	80
1960	Joe Marconi	75
1961	Dick Bass	73
1962	Dick Bass	57
1963	Dick Bass	51
1964	Les Josephson	75
1965	Dick Bass	49
1966	Dick Bass	50
1967	Willie Ellison	42
1968	Willie Ellison	52
1969	Larry Smith	45
1970	Willie Ellison	24
1971	Willie Ellison	80
1972	Larry Smith	68
1973	Jim Bertelsen	49
1974	L. McCutcheon	23
1975	L. McCutcheon	43
1976	L. McCutcheon	40
1977	L. McCutcheon	48
1978	Cullen Bryant	26
	John Cappelletti	26
1979	Wendell Tyler	63
1980	Jewell Thomas	61

## PASS PLAY

Year	Player	Yards
1941	Goodnight to Magnani	61
1942	Jacobs to Magnani	67
1944	Reisz to Hamilton	70
1945	Waterfield to Benton	84
1946	Waterfield to Hickey	60
1947	Waterfield to Hubbell	45
1948	Waterfield to Shaw	80
1949	Waterfield to Shaw	71
1950	Waterfield to Boyd	72
1951	Waterfield to Hirsch	91
1952	Van Brocklin to Hirsch	84
1953	Van Brocklin to Boyd	70
	Van Brocklin to Hirsch	70
1954	Van Brocklin to Quinlan	80
	Van Brocklin to Boyd	80
1955	Van Brocklin to Boyd	74
1956	Wade to Hirsch	76
1957	Van Brocklin to Clarke	70
1958	Wade to Phillips	93
1959	Wade to Shofner	72
1960	Wade to Dale	63
1961	Ryan to Matson	96
1962	Bratkowski to Dale	80
1963	Gabriel to Wilson	77
1964	Munson to Pope	95
1965	Gabriel to Snow	60
1966	Gabriel to Snow	84
1967	Gabriel to Snow	80
1968	Gabriel to Tucker	60
1969	Gabriel to Tucker	93
1970	Gabriel to Snow	71
1971	Gabriel to Snow	68
1972	Gabriel to Snow	57
1973	Hadi to Jackson	69
1974	Harris to McCutcheon	50
1975	Harris to Jackson	54
1976	Harris to Scales	80
1977	Haden to Jackson	58
1978	Haden to Waddy	68
1979	Ferragamo to Tyler	71
1980	Ferragamo to D. Hill	74

## PUNT RETURN

Year	Player	Yards
1942	Parker Hall	32
1944	Tom Colella	29
1945	Fred Gehrke	49
1946	Jack Wilson	70
1947	Tom Harmon	88
1948	Fred Gehrke	48
1949	V.T. Smith	85
1950	V.T. Smith	30
1951	Tom Kalmanir	67
1952	Woodley Lewis	82
1953	Woodley Lewis	78
1954	Will Sherman	50
1955	Skeet Quinlan	55
1956	Will Sherman	76
1957	Tom Wilson	28
	Cecil Taylor	28
1958	Jon Arnett	58
1959	Jon Arnett	71
1960	Jon Arnett	29
1961	Dick Bass	90
1962	Dick Bass	48
1963	Carver Shannon	29
1964	Carver Shannon	22
1965	Jim Stiger	22
1966	Jim Stiger	49
1967	Irv Cross	39
1968	Ed Meador	40
1969	Alvin Haymond	52
1970	Kermit Alexander	49
1971	Alvin Haymond	28
1972	Jim Bertelsen	60
1973	Jim Bertelsen	34
1974	Cullen Bryant	23
	Rob Scribner	23
1975	Cullen Bryant	40
1976	Cullen Bryant	25
1977	Billy Waddy	48
1978	Jackie Wallace	58
1979	Eddie Brown	30
1980	LeRoy Irvin	26

## INTERCEPTED PASS RETURN

Year	Player	Yards	Year	Player	Yards	Year	Player	Yards
1944	Harvey Jones	32	1956	Will Sherman	95	1969	Clarence Williams	40
1945	Albie Reisz	55	1957	Will Sherman	51	1970	Clarence Williams	65
1946	Fred Gehrke	41	1958	Will Sherman	70	1971	Kermit Alexander	82
1947	Tom Harmon	36	1959	Ed Meador	3	1972	Jim Nettles	43
1948	Fred Gehrke	68	1960	Charley Britt	73	1973	Jack Reynolds	49
1949	Elroy Hirsch	32	1961	Ed Meador	34		Isiah Robertson	49
1950	Vic Vasicke	52	1962	Lindon Crow	65	1974	Dave Elmdorff	57
1951	Norb Hecker	35	1963	Charley Britt	45	1975	Isiah Robertson	76
1952	Herb Rich	97	1964	Bobby Smith	97	1976	Monte Jackson	46
1953	Herb Rich	53	1965	Frank Molden	59	1977	Bill Simpson	42
1954	Jack Dwyer	76	1966	Irv Cross	60	1978	Rod Perry	44
1955	Cecil Taylor	55	1967	Jack Pardee	40	1979	Dwayne O'Steen	36
			1968	Jack Pardee	46	1980	Johnnie Johnson	99

**PUNT**

Year	Player	Yards
1939	Parker Hall	80
1940	Parker Hall	75
1941	Parker Hall	67
1942	Parker Hall	67
1944	Albie Reisz	66
1945	Bob Waterfield	68
1946	Bob Waterfield	65
1947	Bob Waterfield	86
1948	Bob Waterfield	88
1949	Bob Waterfield	61
1950	Bob Waterfield	61
1951	Norm Van Brocklin	62
1952	Norm Van Brocklin	66
1953	Norm Van Brocklin	57
1954	Norm Van Brocklin	61
1955	Norm Van Brocklin	61
1956	Norm Van Brocklin	72
1957	Norm Van Brocklin	71
1958	Del Shofner	62
1959	Del Shofner	66
1960	Del Shofner	63
1961	Danny Villanueva	53
1962	Danny Villanueva	65
1963	Danny Villanueva	68
1964	Danny Villanueva	58
1965	Jon Kilgore	56
1966	Jon Kilgore	58
1967	Jon Kilgore	68
1968	Pat Studstill	58
1969	Pat Studstill	60
1970	Pat Studstill	53
1971	Pat Studstill	60
1972	Dave Chapple	70
1973	Dave Chapple	65
1974	Mike Burke	51
	Dave Chapple	51
1975	Duane Carrell	57
1976	Rusty Jackson	61
1977	Glen Walker	56
1978	Glen Walker	61
1979	Ken Clark	60
1980	Frank Corral	65

**FIELD GOAL**

Year	Player	Yards
1937	Bob Snyder	30
1938	Nelson Peterson	18
1939	Corby Davis	27
1940	Chet Adams	29
1941	Chet Adams	40
1942	Chet Adams	46
1944	Lou Zontini	39
1945	Bob Waterfield	28
1946	Bob Waterfield	39
1947	Bob Waterfield	45
1948	Bob Waterfield	47
1949	Bob Waterfield	46
1950	Bob Waterfield	42
1951	Bob Waterfield	47
1952	Bob Waterfield	45
1953	Ben Agajanian	47
1954	Les Richter	35
1955	Les Richter	41
1956	Bud McFadin	45
1957	Paige Cothren	44
1958	Paige Cothren	43
1959	Lou Michaels	40
1960	Lou Michaels	51
1961	Danny Villanueva	38
1962	Danny Villanueva	51
1963	Danny Villanueva	47
1964	Bruce Gossett	44
1965	Bruce Gossett	49
1966	Bruce Gossett	48
1967	Bruce Gossett	47
1968	Bruce Gossett	37
1969	Bruce Gossett	44
1970	David Ray	46
1971	David Ray	49
1972	David Ray	48
1973	David Ray	48
1974	David Ray	46
1975	Tom Dempsey	51
1976	Tom Dempsey	49
1977	Rafael Septien	45
1978	Frank Corral	48
1979	Frank Corral	49
1980	Frank Corral	47

**KICKOFF RETURN**

Year	Player	Yards
1942	Dante Magnani	37
1944	Mike Kabealo	51
1945	Fred Gehrke	30
	Don Greenwood	30
	Tom Colella	30
1946	Dante Magnani	75
1947	Tom Farmer	92
1948	Fred Gehrke	92
1949	Tom Kalmanir	57
1950	V.T. Smith	97
1951	V.T. Smith	36
1952	Skeet Quinlan	56
1953	Woodley Lewis	69
1954	Woodley Lewis	88
1955	Ron Waller	39
1956	Tom Wilson	103
1957	Jon Arnett	98
1958	Jon Arnett	32
1959	Tom Wilson	85
1960	Jon Arnett	43
1961	Jon Arnett	105
1962	Jon Arnett	50
1963	Carver Shannon	99
1964	Bobby Smith	56
1965	Bobby Smith	56
1966	Clarence Williams	81
1967	Willie Ellison	58
1968	Ron Smith	94
1969	Ron Smith	37
1970	Alvin Hammond	98
1971	Travis Williams	105
1972	Dick Gordon	53
1973	Cullen Bryant	93
1974	Cullen Bryant	84
1975	Willie McGee	48
1976	Cullen Bryant	90
1977	Jim Jodat	38
1978	Jerry Latin	41
1979	Eddie Hill	43
1980	Drew Hill	98

**LASTS IN RAMS FOOTBALL****LAST PUNT RETURN FOR TOUCHDOWN**

By Rams: 1961 — Dick Bass (90 yards) vs. Green Bay

By Opp: 1978 — Wally Henry of Philadelphia (57 yards) at Philadelphia

**LAST KICKOFF RETURN FOR TOUCHDOWN**

By Rams: 1980 — Drew Hill (98 yards) vs. Detroit

By Opp: 1978 — David Williams of San Francisco (89 yards) at S. F.

**LAST PASS INTERCEPTION RETURN FOR TOUCHDOWN**

By Rams: 1980 — Nolan Cromwell (24 yards) vs. San Francisco

By Opp: 1980 — Steve Freeman of Buffalo (47 yards) at Buffalo

**LAST SHUTOUT**

By Rams: 1979 — vs. Seattle (24-0) at Seattle

By Opp: 1976 — By San Francisco (0-16) at Los Angeles



# RAMS ALL-TIME LEADERS

## RUSHING

	Years	No.	Yds.	Avg.	LG	TD
Lawrence McCulcheon	1973-79	1,435	6,186	4.3	48	23
Dick Bass	1960-69	1,218	5,417	4.5	73t	34
Dan Towler	1950-55	672	3,493	5.2	79t	44
Les Josephson	1964-67, 1969-74	797	3,407	4.3	75	17
Paul Younger	1949-57	682	3,296	4.8	75t	31
Willie Ellison	1967-72	656	2,901	4.4	80t	20
Jon Arnett	1957-63	688	2,852	4.2	80t	19
Cullen Bryant	1973-80	692	2,681	3.9	26	19
Jim Bertelsen	1972-76	614	2,466	4.0	49	16
John Cappelletti	1974-78	632	2,246	3.6	38	15

## PASSING

	Years	Att.	Comp.	Yds.	Pct.	TD	Int.
Roman Gabriel	1962-72	3,313	1,705	22,223	.515	154	112
Norm Van Brocklin	1949-57	1,897	1,011	16,114	.534	118	127
Bob Waterfield	1945-52	1,618	814	11,893	.503	99	128
Bill Wade	1954-60	1,116	602	8,572	.540	56	68
Pat Haden	1976-80	1,096	593	7,481	.541	43	47
James Harris	1973-76	852	361	5,220	.554	33	27
Vince Ferragamo	1977-80	549	309	4,174	.563	37	31
Parker Hall	1939-42	721	329	4,013	.456	30	67
Zeke Bratkowski	1961-63	531	279	3,559	.525	20	35
Bill Munson	1964-67	550	287	3,556	.523	22	22

## RECEIVING

	Years	No.	Yds.	Avg.	LG	TD
Tom Fears	1948-56	400	5,397	13.4	80t	38
Elroy Hirsch	1949-57	343	6,289	18.3	91t	53
Jack Snow	1965-75	340	6,012	17.7	84t	45
Jim Phillips	1958-64	316	4,708	14.9	93t	27
Jim Benton	1938-40, 1942, 1944-47	275	4,566	16.6	84t	42
Dick Bass	1960-69	214	1,846	8.6	53	7
Harold Jackson	1968, 1973-77	200	3,591	17.9	69t	36
Les Josephson	1964-67, 1969-74	194	1,570	10.2	58	11
Billy Truax	1964-70	180	2,177	12.1	59t	16
Bob Boyd	1950-57	176	3,611	20.5	80t	28

## SCORING

	Years	TD	PAT	FG	Pts.
Bob Waterfield	1945-52	13	315	60	573
Bruce Gossett	1964-69	0	207	120	571
David Ray	1969-74	0	167	107	497
Elroy Hirsch	1949-57	55	9	0	339
Frank Corral	1978-80	0	118	58	292
Jim Benton	1938-40, 1942, 1944-47	45	0	0	270
Jack Snow	1965-75	45	0	0	270
Dan Towler	1950-55	44	0	0	264
Dick Bass	1960-69	42	0	0	252
Tom Fears	1948-56	39	12	1	249

## INTERCEPTIONS

	Years	No.	Yds.	Avg.	LG	TD
Ed Meador	1959-70	46	547	11.9	38t	5
Will Sherman	1954-60	28	515	18.4	95t	3
Clarence Williams	1965-72	28	428	15.3	65t	2
Dave Elmendorf	1971-79	27	421	15.6	57t	2
Woodley Lewis	1950-55	23	416	18.1	45t	1
Bill Simpson	1974-78	22	391	17.8	42	0
Rod Perry	1975-80	22	311	14.1	83t	4
Don Burroughs	1955-59	21	213	10.1	46	0
Bob Waterfield	1945-52	20	228	11.4	35	0
Pat Thomas	1976-80	19	212	11.2	33t	1

# RAMS INDIVIDUAL RECORDS



1946: 11 games  
1947-59: 12 games  
1960-77: 14 games  
1978-80: 16 games

## Rushing

### MOST ATTEMPTS (Career)

- 1,435 Lawrence McCutcheon — 1973-1979
- 1,218 Dick Bass — 1960-1969
- 797 Les Josephson — 1964-1967, 1969-1974

### MOST ATTEMPTS (Season)

- 294 Lawrence McCutcheon — 1977
- 291 Lawrence McCutcheon — 1976
- 248 Dick Bass — 1966

### MOST ATTEMPTS (Game)

- 31 Ollie Matson — 1959 at Chicago Bears  
(Gained 199 yards)
- 31 Lawrence McCutcheon — 1976 at S.F.  
(Gained 97 yards)
- 30 Three times (Most recent: Cullen Bryant  
— 1978 vs. Green Bay, 121 yards)

### MOST YARDS GAINED (Career)

- 6,186 Lawrence McCutcheon — 1973-1979
- 5,417 Dick Bass — 1960-1969
- 3,493 Dan Towler — 1950-1955

### MOST YARDS GAINED (Season)

- 1,238 Lawrence McCutcheon — 1977  
(294 atts., 4.2 avg.)
- 1,168 Lawrence McCutcheon — 1976  
(291 atts., 4.0 avg.)
- 1,109 Lawrence McCutcheon — 1974  
(236 atts., 4.7 avg.)
- 1,109 Wendell Tyler — 1979  
(218 atts., 5.1 avg.)
- 1,097 Lawrence McCutcheon — 1973  
(210 atts., 5.2 avg.)
- 1,090 Dick Bass — 1966  
(248 atts., 4.4 avg.)
- 1,033 Dick Bass — 1962  
(196 atts., 5.3 avg.)
- 1,000 Willie Ellison — 1971  
(211 atts., 4.8 avg.)

### MOST YARDS GAINED (Game)

- 247 Willie Ellison — 1971 vs. New Orleans  
(26 atts., 9.5 avg.)
- 223 Tom Wilson — 1956 vs. Green Bay  
(23 atts., 9.7 avg.)
- 205 Dan Towler — 1953 at Baltimore  
(14 atts., 14.6 avg.)

## LONGEST RUN FROM SCRIMMAGE

- 92 Kenny Washington — 1947 at Chicago Cardinals
- 84 Tom Harmon — 1946 at Chicago Bears
- 82 Tom Wilson — 1958 at Detroit

## Forward Passing

### MOST PASSES ATTEMPTED (Career)

- 3,313 Roman Gabriel — 1962-1972
- 1,897 Norm Van Brocklin — 1949-1957
- 1,618 Bob Waterfield — 1945-1952

### MOST PASSES ATTEMPTED (Season)

- 444 Pat Haden — 1978
- 407 Roman Gabriel — 1970
- 404 Vince Ferragamo — 1980

### MOST PASSES ATTEMPTED (Game)

- 53 Jim Hardy — 1948 vs. Chicago Cardinals
- 48 Roman Gabriel — 1970 vs. New York Jets
- 45 Bill Munson — 1965 vs. Chicago Bears

### MOST PASSES COMPLETED (Career)

- 1,705 Roman Gabriel — 1962-1972
- 1,011 Norm Van Brocklin — 1949-1957
- 814 Bob Waterfield — 1945-1952

### MOST PASSES COMPLETED (Season)

- 240 Vince Ferragamo — 1980 (404 atts.  
594 pct.)
- 229 Pat Haden — 1978 (444 atts., 516 pct.)
- 217 Roman Gabriel — 1966 (397 atts., 547 pct.)
- 217 Roman Gabriel — 1969 (399 atts., 544 pct.)

### MOST PASSES COMPLETED (Game)

- 28 Jim Hardy — 1948 vs. Chicago Cardinals  
(53 atts.)
- 27 Norm Van Brocklin — 1951 vs. N.Y. Yankees  
(41 atts.)
- 27 Roman Gabriel — 1970 vs. Detroit  
(42 atts.)

### MOST CONSECUTIVE PASSES COMPLETED

- 13 Pat Haden — 1979 at Seattle
- 11 Norm Van Brocklin — 1950 at Detroit  
(10), Baltimore (1)
- 11 Zeke Bratkowski — 1963 at Cleveland  
(7), Green Bay (4)
- 11 Roman Gabriel — 1971 at Detroit
- 11 Vince Ferragamo — 1980 vs. S.F.

**MOST YARDS GAINED (Career)**

22,223 Roman Gabriel — 1962-1972

16,114 Norm Van Brocklin — 1949-1957

11,893 Bob Waterfield — 1945-1952

**MOST YARDS GAINED (Season)**

3,199 Vince Ferragamo — 1980 (404 atts., 240 comp.)

2,995 Pat Haden — 1978 (444 atts., 229 comp.)

2,875 Bill Wade — 1958 (341 atts., 181 comp.)

**MOST YARDS GAINED (Game)**

\*554 Norm Van Brocklin — 1951 vs. N.Y. Yanks (41 atts., 27 comp.)

436 James Harris — 1976 at Miami (29 atts., 17 comp.)

406 Jim Hardy — 1948 vs. Chicago Cardinals (53 atts., 28 comp.)

**MOST TOUCHDOWN PASSES (Career)**

154 Roman Gabriel — 1962-1972

118 Norm Van Brocklin — 1949-1957

99 Bob Waterfield — 1945-1952

**MOST TOUCHDOWN PASSES (Season)**

30 Vince Ferragamo — 1980

25 Roman Gabriel — 1967

24 Roman Gabriel — 1969

**MOST TOUCHDOWN PASSES (Game)**

5 Bob Waterfield — 1949 vs. N.Y. Bulldogs

5 Norm Van Brocklin — 1950 vs. Detroit

5 Norm Van Brocklin — 1951 vs. N.Y. Yanks

5 Roman Gabriel — 1965 vs. Cleveland

5 Vince Ferragamo — 1980 vs. New Orleans

**BEST PASSING EFFICIENCY (Career — 500 att.)**

56.3% Vince Ferragamo — 1977-1980 (549 atts., 309 comp.)

55.4% James Harris — 1973-1976 (652 atts., 361 comp.)

54.4% Pat Haden — 1976-1979 (1,055 atts., 574 comp.)

**BEST PASSING EFFICIENCY (Season — 100 att.)**

59.4% Vince Ferragamo — 1980 (404 atts., 240 comp.)

58.6% Bill Wade — 1959 (261 atts., 153 comp.)

58.2% Bill Wade — 1960 (182 atts., 106 comp.)

**BEST PASSING EFFICIENCY (Game — 20 or more)**

81.8% Roman Gabriel — 1967 vs. Baltimore (22 atts., 18 comp.)

81.0% Pat Haden — 1979 at Seattle (21 atts., 17 comp.)

77.3% Norm Van Brocklin — 1956 vs. Green Bay (22 atts., 17 comp.)

77.3% Bill Wade — 1958 vs. Cleveland (22 atts., 17 comp.)

77.3% Roman Gabriel — 1971 at Detroit (22 atts., 17 comp.)

**LONGEST PASSING GAIN**

96 Frank Ryan to Ollie Matsón — 1961 vs. Pittsburgh

95 Bill Munson to Bucky Pope — 1964 vs. Green Bay

93 Bill Wade to Jim Phillips — 1958 at Green Bay

93 Roman Gabriel to Wendell Tucker — 1969 vs. San Francisco

**MOST PASSES HAD INTERCEPTED (Career)**

128 Bob Waterfield — 1945-1952

127 Norm Van Brocklin — 1949-1957

112 Roman Gabriel — 1962-1972

**MOST PASSES HAD INTERCEPTED (Season)**

24 Bob Waterfield — 1949

22 Bill Wade — 1958

21 Norm Van Brocklin — 1955, 1957

**MOST PASSES HAD INTERCEPTED (Game)**

7 Bob Waterfield — 1948 at Green Bay

6 Four Players (Most recent: Bill Wade — 1958 vs. Detroit)

**MOST CONSECUTIVE PASSES ATTEMPTED, NONE INTERCEPTED**

206 Roman Gabriel — 1968-1969

114 Jim Hardy — 1948

106 Pat Haden — 1977

**FEWEST PASSES HAD INTERCEPTED (Season — 100 att.)**

2 Roman Gabriel — 1962 (101 atts.)

4 Pat Haden — 1976 (105 atts.)

5 Roman Gabriel — 1965 (173 atts.)

**LOWEST PERCENTAGE, PASSES HAD INTERCEPTED (Career — 500 att.)**

3.4 Roman Gabriel — 1962-1972

**LOWEST PERCENTAGE, PASSES HAD INTERCEPTED (Season — 100 att.)**

1.8 Roman Gabriel — 1969 (7 - 399)

1.9 Roman Gabriel — 1962 (2 - 101)



## Pass Receiving

### MOST PASS RECEPTIONS (Career)

- 400 Tom Fears — 1948-1956
- 343 Elroy Hirsch — 1949-1957
- 340 Jack Snow — 1965-1975

### MOST PASS RECEPTIONS (Season)

- 84 Tom Fears — 1950
- 78 Jim Phillips — 1961
- 77 Tom Fears — 1949

### MOST PASS RECEPTIONS (Game)

- \*18 Tom Fears — 1950 vs. Green Bay
- 13 Jim Phillips — 1961 vs. Green Bay
- 12 Jim Benton — 1946 at New York Giants

### MOST YARDS GAINED (Career)

- 6,289 Elroy Hirsch — 1949-1957
- 6,012 Jack Snow — 1965-1975
- 5,397 Tom Fears — 1948-1956

### MOST YARDS GAINED (Season)

- 1,495 Elroy Hirsch — 1951
- 1,212 Bob Boyd — 1954
- 1,116 Tom Fears — 1950

### MOST YARDS GAINED (Game)

- \*303 Jim Benton — 1945 at Detroit
- 238 Harold Jackson — 1973 vs. Dallas
- 220 Ron Jessie — 1976 at Miami

### MOST TOUCHDOWNS (Career)

- 53 Elroy Hirsch — 1949-1957
- 45 Jack Snow — 1965-1975
- 42 Jim Benton — 1938-40, 1942, 1944-1947

### MOST TOUCHDOWNS (Season)

- †17 Elroy Hirsch — 1951
- 13 Harold Jackson — 1973
- 10 Bucky Pope — 1964

### MOST TOUCHDOWNS (Game)

- 4 Bob Shaw — 1949 vs. Washington
- 4 Elroy Hirsch — 1951 vs. New York Yanks
- 4 Harold Jackson — 1973 vs. Dallas

### MOST CONSECUTIVE GAMES, PASS RECEPTIONS

- 68 Jim Phillips — 1958-1963
- 51 Tom Fears — 1947-1951
- 31 Jon Arnett — 1958-1960

### MOST CONSECUTIVE GAMES, TOUCHDOWNS

- †11 Elroy Hirsch — 1950-51
- 5 Jack Snow — 1967-68
- 5 Harold Jackson — 1973

## Punting

### MOST PUNTS (Career)

- 356 Norm Van Brocklin — 1949-1957
- 315 Bob Waterfield — 1945-1952
- 298 Pat Studstill — 1968-1971

### MOST PUNTS (Season)

- 93 Ken Clark — 1979 (40.1 avg.)
- 87 Danny Villanueva — 1962 (45.5 avg.)
- 83 Glen Walker — 1978 (37.0 avg.)

### MOST PUNTS (Game)

- 12 Parker Hall — 1939 vs. Green Bay (39.3 avg.)
- 12 Rusty Jackson — 1976 at San Francisco (36.1 avg.)
- 11 Danny Villanueva — 1962 vs. Dallas (50.0 avg.)
- 11 Danny Villanueva — 1964 at Pittsburgh (40.5 avg.)

### HIGHEST AVERAGE DISTANCE (Season)

- 45.5 Danny Villanueva — 1962 (87 punts)
- 45.4 Danny Villanueva — 1963 (81 punts)
- 44.6 Bob Waterfield — 1946 (39 punts)
- 44.6 Norm Van Brocklin — 1955 (60 punts)

### HIGHEST AVERAGE DISTANCE

#### (Game — 4 punts or more)

- 52.5 Parker Hall — 1939 vs. Green Bay (6 punts, 315 yards)
- 52.5 Danny Villanueva — 1962 vs. S.F. (6 punts, 315 yards)
- 51.6 Bob Waterfield — 1946 at Chicago Bears (4 punts, 206 yards)
- 51.6 Jon Kilgore — 1967 vs. San Francisco (5 punts, 258 yards)

### LONGEST PUNT

- 88 Bob Waterfield — 1948 at Green Bay
- 86 Bob Waterfield — 1947 at Green Bay
- 72 Norm Van Brocklin — 1956 vs. Chi. Bears

## Scoring

### MOST POINTS (Career)

- 573 Bob Waterfield — 1945-1952
- 571 Bruce Gossett — 1964-1969
- 497 David Ray — 1970-1974

### MOST POINTS (Season)

- 130 David Ray — 1973 (30 FG, 40 PAT)
- 121 David Ray — 1970 (29 FG, 34 PAT)
- 118 Frank Corral — 1978 (29 FG, 31 PAT)

\*NFL Record    †Ties NFL Record

**MOST POINTS (Game)**

- 24 Bob Shaw — 1949 vs. Washington
- 24 Elroy Hirsch — 1951 vs. New York Yanks
- 24 Harold Jackson — 1973 vs. Dallas

**MOST TOUCHDOWNS (Career)**

- 55 Elroy Hirsch — 1949-1957
- 45 Jim Benton — 1938-1940, 1942, 1944-1947
- 45 Jack Snow — 1965-1975

**MOST TOUCHDOWNS (Season)**

- 17 Elroy Hirsch — 1951
- 13 Harold Jackson — 1973
- 11 Dick Hoerner — 1950
- 11 Dan Towler — 1954
- 11 Lawrence McCutcheon — 1976

**MOST TOUCHDOWNS (Game)**

- 4 Bob Shaw — 1949 vs. Washington
- 4 Elroy Hirsch — 1951 vs. New York Yanks
- 4 Harold Jackson — 1973 vs. Dallas

## Field Goals

**MOST FIELD GOALS (Career)**

- 120 Bruce Gossett — 1964-1969
- 110 David Ray — 1970-1974
- 60 Bob Waterfield — 1945-1952

**MOST FIELD GOALS (Season)**

- 30 David Ray — 1973
- 29 David Ray — 1970
- 29 Frank Corral — 1978

**MOST FIELD GOALS (Game)**

- 5 Bob Waterfield — 1951 vs. Detroit
- 4 Thirteen times (Most recent)
- Frank Corral — 1978 vs. Cincinnati

**LONGEST FIELD GOAL**

- 51 Lou Michaels — 1960 at Baltimore
- 51 Danny Villanueva — 1962 vs. Dallas
- 51 Tom Dempsey — 1975 at San Francisco

**MOST CONSECUTIVE FIELD GOALS**

- 11 Tom Dempsey — 1976
- 9 Frank Corral — 1978 (6), 1979 (3)
- 8 Frank Corral — 1979 (2), 1980 (6)

## Extra Points

**MOST EXTRA POINTS (Career)**

- 315 Bob Waterfield — 1945-1952
- 211 Bruce Gossett — 1964-1969
- 167 David Ray — 1970-1974

**MOST EXTRA POINTS (Season)**

- 54 Bob Waterfield — 1950
- 51 Frank Corral — 1980
- 48 Bruce Gossett — 1967

**MOST EXTRA POINTS (Game)**

- 9 Bob Waterfield — 1950 vs. Baltimore
- 8 Paige Cothren — 1958 vs. San Francisco
- 7 Bob Waterfield — 1948 at New York Giants
- 7 Bruce Gossett — 1966 vs. New York Giants

## Safeties

**MOST SAFETIES (Career)**

- 2 Fred Dryer — 1972-1980

**MOST SAFETIES (Season)**

- 2 Fred Dryer — 1973

**MOST SAFETIES (Game)**

- 2 Fred Dryer — 1973 vs. Green Bay

## Interceptions

**MOST INTERCEPTIONS BY (Career)**

- 46 Ed Meador — 1959-1970
- 28 Will Sherman — 1954-1960
- 28 Clarence Williams — 1965-1970
- 27 Dave Elmendorf — 1971-1979

**MOST INTERCEPTIONS BY (Season)**

- 14 Dick (Night Train) Lane — 1952
- 12 Woodley Lewis — 1950
- 11 Will Sherman — 1955

**MOST INTERCEPTIONS BY (Game)**

- 3 Fifteen times (Most recent)
- Pat Thomas — 1979 at New Orleans

**MOST CONSECUTIVE GAMES:****PASSES INTERCEPTED BY**

- 6 Will Sherman — 1954-55
- 5 Dick (Night Train) Lane — 1952
- 4 Nolan Cromwell — 1980

**LONGEST INTERCEPTED PASS RETURN**

- 99 Johnnie Johnson — 1980 vs. Green Bay
- 97 Herb Rich — 1952 vs. Dallas Texans
- 97 Bobby Smith — 1964 vs. San Francisco
- 95 Will Sherman — 1956 vs. Green Bay

## **Punt Returns**

### **MOST PUNT RETURNS (Career)**

- 110 Alvin Haymond — 1969-1971
- 106 Woodley Lewis — 1950-1955
- 75 V.T. Smith — 1949-1953
- 75 Jon Arnett — 1957-1963

### **MOST PUNT RETURNS (Season)**

- 56 Eddie Brown — 1979
- 53 Alvin Haymond — 1970
- 52 Jackie Wallace — 1978

### **MOST PUNT RETURNS (Game)**

- 7 Alvin Haymond — 1970 vs. Atlanta
- 7 Cullen Bryant — 1976 at New Orleans
- 7 Eddie Brown — 1979 at Tampa Bay
- 7 Eddie Brown — 1979 vs. St. Louis

### **MOST YARDS GAINED (Career)**

- 934 Alvin Haymond — 1969-71
- 821 Jim Bertelsen — 1972-76
- 817 Woodley Lewis — 1950-55
- 814 V.T. Smith — 1949-53

### **MOST YARDS GAINED (Season)**

- 618 Jackie Wallace — 1978
- 435 Alvin Haymond — 1969
- 427 V.T. Smith — 1949

### **MOST YARDS GAINED (Game)**

- 120 Woodley Lewis — 1953 at Detroit
- 118 Jon Arnett — 1958 vs. Chi. Bears
- 103 Tom Harmon — 1947 vs. Detroit

### **HIGHEST AVERAGE PUNT RETURN**

#### **(Career — 75 ret.)**

- 10.9 V.T. Smith (75) 1949-1953
- 9.1 Jon Arnett (75) 1957-1963
- 8.7 Woodley Lewis (106) 1950-1955

### **HIGHEST AVERAGE PUNT RETURN**

#### **(Season — 14 ret.)**

- 18.5 Woodley Lewis — 1952
- 15.8 V.T. Smith — 1949
- 15.6 Les Horvath — 1948

### **LONGEST PUNT RETURN**

- 90 Dick Bass — 1961 vs. Green Bay
- 88 Tom Harmon — 1947 vs. Detroit
- 85 V.T. Smith — 1949 at Green Bay

## **Kickoff Returns**

### **MOST KICKOFF RETURNS (Career)**

- 109 Woodley Lewis — 1950-1955
- 104 Jon Arnett — 1957-1963
- 83 Drew Hill — 1979-1980

### **MOST KICKOFF RETURNS (Season)**

- 43 Drew Hill — 1980
- 40 Drew Hill — 1979
- 35 Alvin Haymond — 1970

### **MOST KICKOFF RETURNS (Game)**

- 6 Woodley Lewis — 1953 at Green Bay
- 6 Carver Shannon — 1963 vs. Chicago
- 6 Carver Shannon — 1964 at Detroit
- 6 Jim Jodat — 1978 at Cleveland
- 6 Drew Hill — 1979 at Dallas
- 6 Drew Hill — 1980 vs. Miami

### **MOST YARDS GAINED (Career)**

- 2,603 Woodley Lewis — 1950-1955
- 2,590 Jon Arnett — 1957-1963
- 1,760 Cullen Bryant — 1973-1980

### **MOST YARDS GAINED (Season)**

- 1,022 Alvin Haymond — 1970
- 880 Drew Hill — 1980
- 836 Woodley Lewis — 1954

### **MOST YARDS GAINED (Game)**

- 202 Carver Shannon — 1963 vs. Chicago
- 182 Alvin Haymond — 1970 vs. St. Louis
- 174 Woodley Lewis — 1953 at Detroit

### **MOST TOUCHDOWNS (Career)**

- 3 V.T. Smith — 1949-1953
- 3 Cullen Bryant — 1973-1980
- 2 Jon Arnett — 1957-1963

### **MOST TOUCHDOWNS (Season)**

- 3 V.T. Smith — 1950

### **HIGHEST AVERAGE KICKOFF RETURN**

#### **(Season — 14 ret.)**

- 33.7 V.T. Smith — 1950
- 31.8 Tom Wilson — 1957
- 30.3 Dick Bass — 1961

### **LONGEST KICKOFF RETURN**

- 105 Jon Arnett — 1961 vs. Detroit
- 105 Travis Williams — 1971 vs. New Orleans
- 103 Tom Wilson — 1956 at Baltimore

## **Field Goal Returns**

### **LONGEST FIELD GOAL RETURN**

- 99 Jerry Williams — 1951 vs. Green Bay

## Combined Yardage

(Includes Rushes, Pass Receptions and Runbacks of Pass Interceptions, Punts, Kickoffs and Fumbles)

### MOST COMBINED YARDAGE (Career)

- 9,213 Dick Bass — 1960-69
- 8,076 Jon Arnett — 1957-1963
- 7,869 Lawrence McCutcheon — 1973-1979

## Length of Service

### MOST SEASONS

- 15 Charlie Cowan — 1961-1975
- 15 Joe Scibelli — 1961-1975
- 15 Merlin Olsen — 1962-1976
- 13 Lamar Lundy — 1957-1969
- 13 Jack Pardee — 1957-1964, 1966-1970
- 13 Tom Mack — 1966-1978
- 12 Ed Meador — 1959-1970

### MOST GAMES PLAYED

- 208 Merlin Olsen — 1962-1976
- 206 Charlie Cowan — 1961-1975
- 202 Joe Scibelli — 1961-1975
- 184 Tom Mack — 1966-1978
- 169 Jack Pardee — 1957-1964, 1966-1970
- 162 Ed Meador — 1959-1970
- 160 Rich Saul — 1970-1980
- 152 Lamar Lundy — 1957-1969
- 150 Jack Snow — 1965-1975

### MOST CONSECUTIVE GAMES PLAYED

- 198 Merlin Olsen — 1962-1976
- 184 Tom Mack — 1966-1978
- 160 Rich Saul — 1970-1980
- 159 Ed Meador — 1959-1970
- 146 Jack Youngblood — 1971-1980
- 143 David Jones — 1961-1971
- 142 Jack Snow — 1965-1975
- 140 Ken Iman — 1965-1974



## MEMORABLE TRADES

- 1952** Rams acquired Les Richter from Dallas for veterans Dick Hoerner (RB), Tom Keane (DB), George Sims (DB), Vic Vasicek (LB), Joe Reid (LB) and Jack Halliday (DT), as well as draft choices David Anderson, Aubrey Phillips, Billy Baggett, Dick McKissick and Dick Wilkins.
- 1959** Rams acquired Ollie Matson from Chicago Cardinals for Ken Panfil (T), Frank Fuller (T), Art Hauser (T), Glenn Holtzman (E), Larry Hickman (FB), Don Brown (HB), John Tracey (E) and two draft choices.
- 1972** Rams trade Jack Pardee (LB), Myron Pottios (LB), Maxie Baughan (LB), John Wilbur (G), Jeff Jordan (RB), Diron Talbert (DT) and D4 '71 to Washington for Marlin McKeever (LB), D1 '72 (Isiah Robertson), D3 '71 (Dave Elmendorf), D3 '72 (Traded), D4 '72 (Traded), D5 '72 (Bob Christiansen), D6 '72 (Ed Hebert) and D7 '72 (Traded).
- 1973** Rams trade Roman Gabriel to Philadelphia for Harold Jackson (WR), Tony Baker (RB), D1 '74 (John Cappelletti), D1 '75 (Dennis Harrah) and D3 '75 (Dan Nugent).
- 1974** Rams trade John Hadl to Green Bay for D1 '75 (Mike Fanning), D2 '75 (Monte Jackson), D3 '75 (Geoff Reece), D1 '76 (compensation to Detroit for Ron Jessie) and D2 '76 (Pat Thomas).

# RAMS TEAM RECORDS



1946: 11 games  
1947-59: 12 games  
1960-77: 14 games  
1978-80: 16 games

## ***Victories***

### **MOST VICTORIES (Regular Season)**

12 1973, 1975, 1978  
11 1967, 1969, 1980  
10 1968, 1974, 1976, 1977

### **MOST CONSECUTIVE VICTORIES (Season)**

11 1969  
8 1952, 1967  
7 1978

### **MOST CONSECUTIVE VICTORIES (Season, including Postseason games)**

11 1969  
8 1952, 1967  
7 1975, 1978

### **MOST CONSECUTIVE VICTORIES (Regular Season)**

14 1967-68  
11 1969  
9 1948-49, 1952-53

## ***Rushing***

### **MOST RUSHING ATTEMPTS (Season)**

659 1973

### **MOST RUSHING ATTEMPTS (Game)**

65 1976 at Minnesota  
63 1979 at Seattle  
61 1977 vs. New Orleans

### **MOST YARDS GAINED (Season)**

2,925 1973  
2,799 1980  
2,575 1977

### **MOST YARDS GAINED (Game)**

371 1951 vs. New York Yanks  
340 1973 at New Orleans  
324 1958 vs. San Francisco

### **FEWEST YARDS GAINED (Season)**

798 1938  
875 1942  
930 1937

### **FEWEST YARDS GAINED (Game)**

15 1964 at San Francisco  
22 1962 vs. Detroit  
24 1964 at Chicago

### **FEWEST YARDS ALLOWED (Season)**

1,119 1967  
1,302 1966, 1974  
1,305 1968

### **FEWEST YARDS ALLOWED (Game)**

1 1952 vs. Chicago Bears  
19 1954 at Baltimore  
19 1974 at Atlanta  
21 1959 at Chicago Bears  
22 1965 vs. Green Bay  
23 1979 at Seattle

### **MOST YARDS ALLOWED (Season)**

2,440 1961  
2,206 1951  
2,092 1962

### **MOST YARDS ALLOWED (Game)**

352 1951 at Washington  
330 1980 vs. Detroit  
298 1950 at Philadelphia

## ***Passing***

### **MOST PASSES ATTEMPTED (Season)**

466 1978  
456 1979  
453 1950

### **MOST PASSES ATTEMPTED (Game)**

55 1950 at Philadelphia  
54 1948 vs. Chicago Cardinals  
48 1970 vs. New York Jets

### **FEWEST PASSES ATTEMPTED (Season)**

168 1937  
181 1975  
199 1945

### **FEWEST PASSES ATTEMPTED (Game)**

4 1937 vs. Detroit  
8 1976 at San Francisco  
10 1973 at Kansas City

### **MOST PASSES COMPLETED (Season)**

261 1980  
253 1950  
249 1966

**MOST PASSES COMPLETED (Game)**

- 32 1950 vs. Green Bay
- 28 1948 vs. Chicago Cardinals
- 27 Three times (Most recent:  
1970 vs. Detroit)

**MOST YARDS GAINED (Season)**

- 3,709 1950
- 3,047 1954
- 2,874 1978

**MOST YARDS GAINED (Game)**

- 554 1951 vs. New York Yanks
- 434 1954 vs. Green Bay
- 427 1950 vs. Detroit

**FEWEST YARDS GAINED (Season)**

- 839 1937
- 1,261 1944
- 1,352 1941

**FEWEST YARDS GAINED (Game)**

- 5 1952 at Dallas Texans
- 19 1960 at Chicago
- 20 1975 at Dallas

**FEWEST PASSES HAD INTERCEPTED (Season)**

- 7 1969
- 11 1971, 1973, 1977

**MOST PASSES HAD INTERCEPTED (Season)**

- 35 1941
- 31 1938, 1952
- 29 1979

**MOST PASSES HAD INTERCEPTED (Game)**

- 7 Many times

**BEST PASSING PERCENTAGE (Season)**

- 57.9 1980
- 55.8 1950
- 55.3 1966

**FEWEST TIMES OWN PASSER TACKLED (Season)**

- 16 1972
- 17 1969, 1973
- 21 1974

**MOST TIMES OPPONENT PASSER TACKLED (Season)**

- 56 1980
- 53 1970
- 52 1979

**FEWEST YARDS ALLOWED (Season)**

- 1,681 1973
- 1,813 1968
- 1,822 1953, 1957

**FEWEST YARDS ALLOWED (Game)**

- 30 1979 at Seattle
- 1 1974 at Green Bay
- 0 1949 at Pittsburgh

**MOST YARDS ALLOWED (Season)**

- 2,889 1962
- 2,753 1963
- 2,694 1954

**MOST YARDS ALLOWED (Game)**

- 379 1951 vs. Green Bay
- 344 1980 vs. San Francisco
- 338 1954 vs. Chicago Bears

**Total Yards****MOST YARDS GAINED (Season)**

- 6,006 1980
- 5,506 1951
- 5,420 1950

**MOST YARDS GAINED (Game)**

- 735 1951 vs. New York Yanks
- 636 1950 at New York Yanks
- 611 1956 vs. Green Bay

**FEWEST YARDS GAINED (Season)**

- 1,794 1937
- 2,253 1938
- 2,286 1941

**FEWEST YARDS GAINED (Game)**

- 58 1942 at Chicago Bears
- 88 1963 at Chicago Bears
- 96 1969 at Detroit

**FEWEST YARDS ALLOWED (Season)**

- 2,951 1973
- 3,118 1968
- 3,322 1975

**FEWEST YARDS ALLOWED (Game)**

- 7 1979 at Seattle
- 63 1973 vs. Green Bay
- 70 1953 vs. Baltimore
- 70 1973 vs. Atlanta

**MOST YARDS ALLOWED (Season)**

- 4,981 1962
- 4,813 1961
- 4,595 1964

**MOST YARDS ALLOWED (Game)**

- 574 1956 at Baltimore
- 526 1963 at Baltimore
- 521 1961 at San Francisco

## First Downs

### MOST FIRST DOWNS (Season)

316 1980  
301 1978  
299 1979

### MOST FIRST DOWNS (Game)

38 1966 vs. New York Giants  
34 1951 vs. New York Yanks  
33 1956 vs. Green Bay

### FEWEST FIRST DOWNS (Season)

88 1937  
103 1942  
104 1944

### FEWEST FIRST DOWNS (Game)

2 1937 vs. Washington  
4 1969 at Detroit  
5 1970 at Minnesota

### MOST FIRST DOWNS, RUSHING (Season)

177 1973  
144 1980  
143 1976

### MOST FIRST DOWNS, RUSHING (Game)

21 1973 at New Orleans  
19 1976 vs. Atlanta  
18 1956 vs. Green Bay  
18 1979 at Seattle

### FEWEST FIRST DOWNS, RUSHING (Season)

75 1969  
76 1960, 1965  
78 1964

### FEWEST FIRST DOWNS, RUSHING (Game)

0 1964 at San Francisco  
0 1970 vs. New York Jets  
1 Five times (Most recent:  
1977 at Atlanta)

### MOST FIRST DOWNS, PASSING (Season)

157 1980  
153 1965  
148 1978

### MOST FIRST DOWNS, PASSING (Game)

21 1951 vs. New York Yanks  
21 1952 vs. Pittsburgh  
20 1966 vs. New York Giants

### FEWEST FIRST DOWNS, PASSING (Season)

82 1947  
91 1946  
101 1960, 1973

### FEWEST FIRST DOWNS, PASSING (Game)

0 1971 at San Francisco  
1 1952 at Dallas, 1962 at Detroit,  
1976 at San Francisco

### MOST FIRST DOWNS, PENALTIES (Season)

28 1951  
27 1979  
26 1964

### FEWEST FIRST DOWNS, PENALTIES (Season)

5 1953  
10 1962  
11 1952, 1970, 1976

### FEWEST FIRST DOWNS ALLOWED (Season)

135 1946  
173 1973  
186 1974

### FEWEST FIRST DOWNS ALLOWED (Game)

1 1979 at Seattle  
2 1973 vs. Atlanta  
6 Five times (Most recent:  
1977 vs. Philadelphia)

### FEWEST FIRST DOWNS ALLOWED, RUSHING (Season)

63 1946  
64 1966, 1970  
66 1968, 1974

### FEWEST FIRST DOWNS ALLOWED, RUSHING (Game)

10 1966 at Baltimore  
10 1974 at Atlanta  
10 1979 at Seattle  
1 Seven times (Most recent:  
1978 vs. Pittsburgh)

### FEWEST FIRST DOWNS ALLOWED, PASSING (Season)

53 1946  
84 1951  
87 1973

\*NFL Record †Ties NFL Record

**FEWEST FIRST DOWNS ALLOWED,****PASSING (Game)**

- †0 1949 at Pittsburgh
- †0 1973 vs. Atlanta
- 1 1953 vs. Green Bay
- 1 1978 vs. Atlanta
- 1 1979 at Seattle

**Scoring****MOST POINTS (Season)**

- 466 1950
- 424 1980
- 398 1967

**MOST POINTS (Game)**

- 70 1950 (Rams 70, Baltimore 27)
- 65 1950 (Rams 65, Detroit 24)
- 59 1976 (Rams 59, Atlanta 0)

**MOST POINTS (Quarter)**

- †41 1950 vs. Detroit (3rd quarter)
- 37 1980 vs. Green Bay (2nd quarter)
- 28 1951 vs. Chi. Cardinals (3rd quarter)
- 28 1952 vs. Chicago Bears (4th quarter)
- 28 1979 at New Orleans (2nd quarter)
- 28 1979 at Atlanta (2nd quarter)

**FEWEST POINTS (Season)**

- 75 1937
- 116 1941
- 131 1938

**FEWEST POINTS (Game)**

- 0 Fifteen Games

**MOST TOUCHDOWNS (Season)**

- 64 1950
- 54 1980
- 51 1951

**MOST TOUCHDOWNS (Game)**

- †10 1950 vs. Baltimore
- 8 Four times (Most recent:  
1976 vs. Atlanta)

**FEWEST TOUCHDOWNS (Season)**

- 10 1937
- 16 1941
- 18 1938

**MOST TOUCHDOWNS, RUSHING (Season)**

- 33 1950
- 29 1953
- 28 1952

**MOST TOUCHDOWNS, RUSHING (Game)**

- 7 1976 vs. Atlanta
- 6 1949 at Green Bay
- 6 1951 vs. New York Yanks

\*NFL Record

†Ties NFL Record

**MOST TOUCHDOWNS, PASSING (Season)**

- 31 1950, 1980
- 28 1948, 1967
- 26 1951

**MOST TOUCHDOWNS, PASSING (Game)**

- 6 1949 vs. New York Bulldogs
- 6 1949 vs. Washington
- 6 1950 vs. Detroit

**MOST FIELD GOALS ATTEMPTED (Season)**

- †49 1966
- 47 1973
- 45 1970

**MOST FIELD GOALS (Season)**

- 30 1973
- 29 1970, 1978
- 28 1966

**MOST FIELD GOALS (Game)**

- 5 1961 vs. Detroit
- 4 Fourteen times (Most recent:  
1980 vs. San Francisco)

**MOST POINTS AFTER TOUCHDOWNS (Season)**

- 59 1950
- 52 1980
- 48 1949, 1953, 1967

**MOST POINTS AFTER TOUCHDOWNS (Game)**

- 10 1950 vs. Baltimore
- 8 1958 vs. San Francisco
- 7 1948 at New York Giants
- 7 1966 vs. New York Giants

**FEWEST POINTS ALLOWED (Season)**

- 135 1975
- 136 1945
- 146 1977

**MOST POINTS ALLOWED (Season)**

- 353 1950
- 350 1963
- 339 1964

**Interceptions****MOST INTERCEPTIONS (Season)**

- 38 1952
- 32 1967
- 32 1976

**MOST INTERCEPTIONS (Game)**

- 7 1949 at Chicago Bears
- 7 1964 vs. San Francisco
- 6 1950 vs. New York Yanks
- 6 1952 at Dallas Texans



**MOST YARDS RETURNING  
INTERCEPTIONS (Season)**

712 1952  
546 1980  
512 1950

**MOST YARDS RETURNING  
INTERCEPTIONS (Game)**

314 1964 vs. San Francisco  
225 1980 vs. Green Bay  
129 1953 vs. Detroit

***Punting***

**MOST PUNTS (Season)**

95 1979  
87 1962  
85 1978

**MOST PUNTS (Game)**

12 1938 vs. Chicago Bears  
12 1939 vs. Green Bay  
12 1940 at New York Giants  
12 1976 at San Francisco

**HIGHEST AVERAGE DISTANCE  
(Season)**

45.5 1962  
44.6 1955  
44.4 1946, 1949

**HIGHEST AVERAGE DISTANCE  
(Game — 4 punts or more)**

52.5 1939 vs. Green Bay  
52.5 1962 vs. San Francisco  
51.6 1946 at Chicago Bears  
51.6 1967 vs. San Francisco

***Punt Returns***

**MOST PUNT RETURNS (Season)**

67 1978  
62 1970  
58 1969, 1979

**MOST PUNT RETURNS (Game)**

8 1966 at Baltimore  
8 1970 vs. Atlanta  
8 1977 at Atlanta  
7 Fourteen times (Most recent:  
1979 vs. St. Louis)

**FEWEST PUNT RETURNS (Season)**

14 1961  
25 1960  
27 1962

**MOST YARDS GAINED (Season)**

711 1978  
640 1947  
624 1949

**MOST YARDS GAINED (Game)**

140 1947 vs. New York Giants  
127 1947 vs. Detroit  
122 1973 vs. New Orleans

**FEWEST YARDS GAINED (Season)**

129 1960  
181 1964  
184 1961

**HIGHEST AVERAGE (Season)**

14.5 1947  
13.9 1952  
13.1 1961

**LOWEST AVERAGE (Season)**

4.6 1954  
4.9 1971  
5.2 1960

**MOST TOUCHDOWNS (Season)**

2 1947, 1949, 1952

**FEWEST PUNT RETURNS ALLOWED  
(Season)**

22 1972  
24 1952, 1973  
25 1965

**MOST PUNT RETURNS ALLOWED  
(Season)**

60 1963  
59 1979  
55 1962

**FEWEST YARDS ALLOWED (Season)**

55 1972  
116 1977  
143 1958

**MOST YARDS ALLOWED (Season)**

689 1963  
567 1962  
452 1971, 1974

**LOWEST AVERAGE ALLOWED (Season)**

2.5 1972  
4.0 1977  
4.6 1958

**HIGHEST AVERAGE ALLOWED (Season)**

14.1 1950  
13.9 1948  
12.9 1946

\*NFL Record

**MOST TOUCHDOWNS ALLOWED (Season)**

- 3 1951
- ↑ Six times (Most recent: 1978)

**Kickoff Returns****MOST KICKOFF RETURNS (Season)**

- 70 1963
- 66 1979
- 60 1962

**MOST KICKOFF RETURNS (Game)**

- 8 1950 at Philadelphia
- 8 1962 at Green Bay
- 8 1963 vs. Chicago
- 8 1979 vs. San Diego
- 7 Eleven times (Most recent: 1976 vs. St. Louis)

**FEWEST KICKOFF RETURNS (Season)**

- 33 1977
- 34 1947, 1975
- 36 1973

**MOST YARDS GAINED (Season)**

- 1,651 1963
- 1,463 1961
- 1,424 1950

**MOST YARDS GAINED (Game)**

- 254 1963 vs. Chicago
- 239 1976 vs. St. Louis
- 215 1959 vs. Green Bay

**FEWEST YARDS GAINED (Season)**

- 690 1949
- 705 1977
- 724 1947

**HIGHEST AVERAGE (Season)**

- 26.3 1970
- 26.2 1952
- 26.1 1961

**LOWEST AVERAGE (Season)**

- 18.5 1980
- 18.6 1949
- 18.8 1951

**MOST TOUCHDOWNS (Season)**

- 3 1950

**FEWEST KICKOFF RETURNS ALLOWED (Season)**

- 35 1955
- 44 1947, 1963
- 46 1954

**MOST KICKOFF RETURNS ALLOWED (Season)**

- 78 1980
- 72 1959
- 71 1970

**FEWEST YARDS ALLOWED (Season)**

- 703 1955
- 889 1947
- 981 1959

**MOST YARDS ALLOWED (Season)**

- 1,600 1953
- 1,553 1980
- 1,544 1964

**LOWEST AVERAGE ALLOWED (Season)**

- 11.3 1974
- 13.6 1959
- 19.8 1976

**HIGHEST AVERAGE ALLOWED (Season)**

- 29.4 1950
- 27.4 1951
- 27.1 1953

**MOST TOUCHDOWNS ALLOWED (Season)**

- 2 1950, 1964, 1967

**Fumbles****MOST FUMBLES (Season)**

- 40 1964, 1965
- 38 1978
- 38 1979

**MOST FUMBLES (Game)**

- 8 1965 vs. Detroit
- 7 Eight times (Most recent: 1979 vs. New Orleans)

**FEWEST FUMBLES (Season)**

- 17 1960
- 20 1942
- 21 1961, 1968, 1973

**FEWEST FUMBLES (Game)**

- 0 Many games

**MOST OPPONENTS' FUMBLES RECOVERED (Season)**

- 24 1947, 1948
- 21 1979
- 20 1966

**MOST OPPONENTS' FUMBLES****RECOVERED (Game)**

- 5 1966 at Green Bay
- 5 1976 at New Orleans
- 4 Eight times (Most recent:  
1968 at Minnesota)

**Penalties****MOST PENALTIES (Season)**

- 133 1978
- 118 1980
- 110 1950

**FEWEST PENALTIES (Season)**

- 29 1941
- 45 1942
- 51 1959

**FEWEST YARDS PENALIZED (Season)**

- 195 1938
- 220 1939
- 228 1937

**MOST YARDS PENALIZED (Season)**

- 1,189 1978
- 1,038 1950
- 994 1969

# RAMS COACHING RECORDS



COACH	YEARS	WON	LOST	TIED	PCT.	RAMS PTS.	OPP. PTS.
HUGO BEZDEK .....	1937-38	1	13	0	.071	111	277
ART LEWIS .....	1938	4	4	0	.500	95	145
EARL "DUTCH" CLARK ...	1939-42	16	26	2	.381	632	806
ALDO "BUFF" DONELLI ..	1944	4	6	0	.400	188	224
ADAM WALSH .....	1945-46	15	5	1	.750	521	393
BOB SNYDER .....	1947	6	6	0	.500	259	214
CLARK SHAUGHNESSY ...	1948-49	14	7	3	.667	687	508
JOE STYDAHAR .....	1950-51	17	7	0	.708	854	570
HAMPTON POOL .....	1952-54	23	11	2	.676	1029	755
SID GILLMAN .....	1955-59	28	31	1	.475	1444	1409
BOB WATERFIELD .....	1960-62	9	24	1	.273	664	811
HARLAND SVARE .....	1962-65	14	31	3	.311	846	1167
GEORGE ALLEN .....	1966-70	49	17	4	.742	1644	1053
TOMMY PROTHRO .....	1971-72	14	12	2	.536	604	546
CHUCK KNOX .....	1973-77	54	15	1	.780	1616	830
RAY MALAVASI .....	1978-80	32	16	0	.667	1063	843
<b>TOTAL .....</b>	<b>1937-80</b>	<b>300</b>	<b>231</b>	<b>20</b>	<b>.563</b>	<b>12,573</b>	<b>11,290</b>



# 1981 NFL PRESEASON SCHEDULE

Aug. 1—Hall of Fame Game  
Cleveland vs. Atlanta  
(Canton, Ohio) (ABC), 3:30 p.m.

## FIRST WEEK

Aug. 5—San Francisco at Seattle, 7:30 p.m.  
Aug. 6—Philadelphia at Houston, 7:00 p.m.  
Aug. 7—Kansas City at Washington, 7:30 p.m.  
N.Y. Jets at Denver, 7:30 p.m.  
Aug. 8—Atlanta at Oakland, 6:00 p.m.  
Baltimore at New Orleans, 7:00 p.m.  
Cincinnati at Tampa Bay, 7:00 p.m.  
Detroit at Buffalo, 6:00 p.m.  
Green Bay at Dallas, 8:00 p.m.  
Miami at Minnesota, 8:00 p.m.  
N.Y. Giants at Chicago, 6:00 p.m.  
Pittsburgh at Cleveland, 7:30 p.m.  
St. Louis at San Diego, 6:00 p.m.

Aug. 10—New England at Los Angeles, 8:00 p.m.

## SECOND WEEK

Aug. 14—Minnesota at Washington, 7:30 p.m.  
St. Louis at Seattle, 7:30 p.m.  
Aug. 15—Baltimore vs. N.Y. Giants, 8:00 p.m.  
Chicago at Kansas City, 7:35 p.m.  
Cincinnati at Detroit, 7:00 p.m.  
Cleveland at Buffalo, 6:00 p.m.  
Denver at Miami, 8:00 p.m.  
Houston at New Orleans, 7:00 p.m.  
Dallas at Los Angeles (CBS), 5:30 p.m.  
New England at Tampa Bay, 7:00 p.m.  
N.Y. Jets at Atlanta, 7:00 p.m.  
Oakland vs. Green Bay  
(Milw.), 7:00 p.m.  
Pittsburgh at Philadelphia, 6:00 p.m.  
San Diego at San Francisco, 6:00 p.m.

## THIRD WEEK

Aug. 21—Los Angeles at San Diego (ABC),  
6:00 p.m.  
Aug. 22—Atlanta at Minnesota, 8:00 p.m.  
Buffalo at Cleveland, 7:30 p.m.  
Cincinnati at Chicago, 6:00 p.m.  
Green Bay at Denver, 7:30 p.m.  
Houston at Tampa Bay, 7:00 p.m.  
Miami at Detroit, 7:00 p.m.  
N.Y. Jets at N.Y. Giants, 8:00 p.m.  
Pittsburgh at Dallas (NBC), 8:00 p.m.  
St. Louis at Kansas City, 7:35 p.m.  
Seattle at San Francisco, 6:00 p.m.  
Washington at Baltimore, 8:00 p.m.  
Aug. 23—New Orleans vs. Philadelphia  
(Syracuse) (NBC), 1:00 p.m.  
New England at Oakland, TBA

## FOURTH WEEK

Aug. 27—Minnesota at Los Angeles, 8:00 p.m.  
Aug. 28—Baltimore at Seattle, 7:30 p.m.  
Buffalo at San Diego, 6:00 p.m.  
Kansas City at Miami, 8:00 p.m.  
Tampa Bay at Atlanta, 8:30 p.m.  
Aug. 29—Chicago at St. Louis, 6:00 p.m.  
Cleveland at Green Bay, 7:00 p.m.  
Denver at Cincinnati, 7:00 p.m.  
Detroit at New Orleans, 7:00 p.m.  
Houston at Dallas (CBS), 8:00 p.m.  
N.Y. Giants at Pittsburgh, 6:00 p.m.  
Philadelphia vs. N.Y. Jets  
(Giants Stadium), 8:00 p.m.  
San Francisco at Oakland, 6:00 p.m.  
Aug. 30—Washington at New England (ABC),  
12:30 p.m.



# 1981 NFL SCHEDULE

## ATLANTA FALCONS

Sept. 6	New Orleans	1:00
Sept. 13	at Green Bay	12:00
Sept. 20	San Francisco	1:00
Sept. 27	at Cleveland	1:00
Oct. 5	at Philadelphia (Mon.)	9:00
Oct. 11	Los Angeles	1:00
Oct. 18	St. Louis	1:00
Oct. 25	New York Giants	1:00
Nov. 1	at New Orleans	12:00
Nov. 8	at San Francisco	1:00
Nov. 15	Pittsburgh	1:00
Nov. 23	Minnesota (Mon.)	9:00
Nov. 29	at Houston	3:00
Dec. 6	at Tampa Bay	4:00
Dec. 14	at Los Angeles (Mon.)	6:00
Dec. 20	Cincinnati	1:00

## BALTIMORE COLTS

Sept. 6	at New England	1:00
Sept. 13	Buffalo	2:00
Sept. 20	at Denver	2:00
Sept. 27	Miami	2:00
Oct. 4	at Buffalo	1:00
Oct. 11	Cincinnati	2:00
Oct. 18	San Diego	2:00
Oct. 25	at Cleveland	1:00
Nov. 1	at Miami	1:00
Nov. 8	New York Jets	4:00
Nov. 15	at Philadelphia	1:00
Nov. 22	St. Louis	2:00
Nov. 29	at New York Jets	1:00
Dec. 6	Dallas	2:00
Dec. 13	at Washington	1:00
Dec. 20	New England	2:00

## BUFFALO BILLS

Sept. 6	New York Jets	4:00
Sept. 13	at Baltimore	2:00
Sept. 17	Philadelphia (Thu.)	8:30
Sept. 27	at Cincinnati	1:00
Oct. 4	Baltimore	1:00
Oct. 12	Miami (Mon.)	9:00
Oct. 18	at New York Jets	1:00
Oct. 25	Denver	1:00
Nov. 1	Cleveland	1:00
Nov. 9	at Dallas (Mon.)	8:00
Nov. 15	at St. Louis	12:00
Nov. 22	New England	1:00
Nov. 29	Washington	1:00
Dec. 6	at San Diego	1:00
Dec. 13	at New England	1:00
Dec. 19	at Miami (Sat.)	4:00

**CHICAGO BEARS**

Sept 6	Green Bay	1:00
Sept 13	at San Francisco	1:00
Sept 20	Tampa Bay	1:00
Sept 28	Los Angeles (Mon)	8:00
Oct 4	at Minnesota	12:00
Oct 11	Washington	1:00
Oct 19	at Detroit (Mon)	9:00
Oct 25	San Diego	3:00
Nov 1	at Tampa Bay	1:00
Nov 8	at Kansas City	1:00
Nov 15	at Green Bay	12:00
Nov 22	Detroit	12:00
Nov 26	at Dallas (Thanks)	3:00
Dec 6	Minnesota	12:00
Dec 13	at Oakland	1:00
Dec 20	Denver	12:00

**CINCINNATI BENGALS**

Sept 6	Seattle	1:00
Sept 13	at New York Jets	4:00
Sept 20	Cleveland	1:00
Sept 27	Buffalo	1:00
Oct 4	at Houston	1:00
Oct 11	at Baltimore	2:00
Oct 18	Pittsburgh	1:00
Oct 25	at New Orleans	1:00
Nov 1	Houston	1:00
Nov 8	at San Diego	1:00
Nov 15	Los Angeles	1:00
Nov 22	Denver	1:00
Nov 29	at Cleveland	1:00
Dec 6	San Francisco	1:00
Dec 13	at Pittsburgh	1:00
Dec 20	at Atlanta	1:00

**CLEVELAND BROWNS**

Sept 7	San Diego (Mon)	9:00
Sept 13	Houston	1:00
Sept 20	at Cincinnati	1:00
Sept 27	Atlanta	1:00
Oct 4	at Los Angeles	1:00
Oct 11	at Pittsburgh	1:00
Oct 18	New Orleans	1:00
Oct 25	Baltimore	1:00
Nov 1	at Buffalo	1:00
Nov 8	at Denver	2:00
Nov 15	at San Francisco	1:00
Nov 22	Pittsburgh	1:00
Nov 29	Cincinnati	1:00
Dec 3	at Houston (Thurs)	8:00
Dec 12	N.Y. Jets (Sat)	12:30
Dec 20	at Seattle	1:00

**DALLAS COWBOYS**

Sept 6	at Washington	1:00
Sept 13	St. Louis	3:00
Sept 21	at New England (Mon)	9:00
Sept 27	New York Giants	3:00
Oct 4	at St. Louis	12:00
Oct 11	at San Francisco	1:00
Oct 18	Los Angeles	8:00
Oct 25	Miami	3:00
Nov 1	at Philadelphia	4:00
Nov 9	Buffalo (Mon)	8:00
Nov 15	at Detroit	4:00
Nov 22	Washington	3:00
Nov 26	Chicago (Thanks)	3:00
Dec 6	at Baltimore	2:00
Dec 13	Philadelphia	3:00
Dec 19	at N.Y. Giants (Sat)	12:30

**DENVER BRONCOS**

Sept 6	Oakland	2:00
Sept 13	at Seattle	1:00
Sept 20	Baltimore	2:00
Sept 27	San Diego	2:00
Oct 4	at Oakland	1:00
Oct 11	Detroit	2:00
Oct 18	at Kansas City	3:00
Oct 25	at Buffalo	1:00
Nov 2	Minnesota (Mon)	7:00
Nov 8	Cleveland	2:00
Nov 15	at Tampa Bay	1:00
Nov 22	at Cincinnati	1:00
Nov 29	at San Diego	1:00
Dec 6	Kansas City	2:00
Dec 13	Seattle	2:00
Dec 20	at Chicago	12:00

**DETROIT LIONS**

Sept 6	San Francisco	1:00
Sept 13	at San Diego	1:00
Sept 20	at Minnesota	12:00
Sept 27	Oakland	1:00
Oct 4	at Tampa Bay	4:00
Oct 11	at Denver	2:00
Oct 19	Chicago (Mon)	9:00
Oct 25	Green Bay	1:00
Nov 1	at Los Angeles	1:00
Nov 8	at Washington	1:00
Nov 15	Dallas	4:00
Nov 22	at Chicago	12:00
Nov 26	K.C. (Thanks)	12:30
Dec 6	at Green Bay	12:00
Dec 12	Minnesota (Sat)	4:00
Dec 20	Tampa Bay	1:00

**GREEN BAY PACKERS**

Sept 6	at Chicago	1:00
Sept 13	Atlanta	12:00
Sept 20	at Los Angeles	1:00
Sept 27	Minnesota (Milw.)	1:00
Oct 4	at New York Giants	1:00
Oct 11	Tampa Bay	1:00
Oct 18	S.F. (Milw.)	12:00
Oct 25	at Detroit	1:00
Nov 1	Seattle	1:00
Nov 8	N.Y. Giants (Milw.)	12:00
Nov 15	Chicago	12:00
Nov 22	at Tampa Bay	1:00
Nov 29	at Minnesota	12:00
Dec 6	Detroit	12:00
Dec 13	at New Orleans	12:00
Dec 20	at New York Jets	1:00

**HOUSTON OILERS**

Sept 6	at Los Angeles	1:00
Sept 13	at Cleveland	1:00
Sept 20	Miami	12:00
Sept 27	at New York Jets	1:00
Oct 4	Cincinnati	1:00
Oct 11	Seattle	1:00
Oct 18	at New England	1:00
Oct 25	at Pittsburgh (Mon)	9:00
Nov 1	at Cincinnati	1:00
Nov 8	Oakland	12:00
Nov 15	at Kansas City	1:00
Nov 22	New Orleans	12:00
Nov 29	Atlanta	3:00
Dec 3	Cleveland (Thurs)	8:00
Dec 13	at San Francisco	1:00
Dec 20	Pittsburgh	3:00

**KANSAS CITY CHIEFS**

Sept 6	at Pittsburgh	1:00
Sept 13	Tampa Bay	12:00
Sept 20	San Diego	1:00
Sept 27	at Seattle	1:00
Oct 4	at New England	1:00
Oct 11	Oakland	3:00
Oct 18	Denver	1:00
Oct 25	at Oakland	1:00
Nov 1	at San Diego	1:00
Nov 8	Chicago	1:00
Nov 15	Houston	1:00
Nov 22	Seattle	1:00
Nov 26	at Detroit (Thanks)	12:30
Dec 6	at Denver	2:00
Dec 13	Miami	1:00
Dec 20	at Minnesota	12:00

**MIAMI DOLPHINS**

Sept 6	at St. Louis	12:00
Sept 10	Pittsburgh (Thurs)	8:30
Sept 20	at Houston	12:00
Sept 27	at Baltimore	2:00
Oct 4	New York Jets	4:00
Oct 12	at Buffalo (Mon)	9:00
Oct 18	Washington	4:00
Oct 25	at Dallas	3:00
Nov 1	Baltimore	1:00
Nov 8	at New England	1:00
Nov 15	Oakland	1:00
Nov 22	at New York Jets	4:00
Nov 30	Philadelphia (Mon)	9:00
Dec 6	New England	1:00
Dec 13	at Kansas City	1:00
Dec 19	Buffalo (Sat)	4:00

**MINNESOTA VIKINGS**

Sept 5	at Tampa Bay (Sat)	8:00
Sept 14	Oakland (Mon)	8:00
Sept 20	Detroit	12:00
Sept 27 vs	Green Bay (Milw.)	1:00
Oct 4	Chicago	12:00
Oct 11	at San Diego	1:00
Oct 18	Philadelphia	12:00
Oct 25	at St. Louis	12:00
Nov 2	at Denver (Mon)	7:00
Nov 8	Tampa Bay	12:00
Nov 15	New Orleans	12:00
Nov 23	at Atlanta	9:00
Nov 29	Green Bay	12:00
Dec 6	at Chicago	12:00
Dec 12	at Detroit (Sat)	4:00
Dec 20	Kansas City	12:00

**NEW ENGLAND PATRIOTS**

Sept 6	Baltimore	1:00
Sept 13	at Philadelphia	4:00
Sept 21	Dallas (Mon)	9:00
Sept 27	at Pittsburgh	1:00
Oct 4	at Kansas City	1:00
Oct 11	at New York Jets	1:00
Oct 18	Houston	1:00
Oct 25	at Washington	1:00
Nov 1	at Oakland	1:00
Nov 8	Miami	1:00
Nov 15	New York Jets	1:00
Nov 22	at Buffalo	1:00
Nov 29	St. Louis	1:00
Dec 6	at Miami	1:00
Dec 13	Buffalo	1:00
Dec 20	at Baltimore	2:00

# NEW YORK GIANTS

Sept. 6	Philadelphia	1 00
Sept. 13	at Washington	1 00
Sept. 20	New Orleans	4 00
Sept. 27	at Dallas	3 00
Oct. 4	Green Bay	1 00
Oct. 11	St. Louis	4 00
Oct. 18	at Seattle	1 00
Oct. 25	at Atlanta	1 00
Nov. 1	New York Jets	1 00
Nov. 8	vs. Green Bay (Milw.)	12 00
Nov. 15	Washington	4 00
Nov. 22	at Philadelphia	1 00
Nov. 29	at San Francisco	1 00
Dec. 6	Los Angeles	1 00
Dec. 13	at St. Louis	12 00
Dec. 19	Dallas (Sat.)	12 30

# NEW YORK JETS

Sept. 6	at Buffalo	4 00
Sept. 13	Cincinnati	4 00
Sept. 20	at Pittsburgh	1 00
Sept. 27	Houston	1 00
Oct. 4	at Miami	4 00
Oct. 11	New England	1 00
Oct. 18	Buffalo	1 00
Oct. 25	Seattle	4 00
Nov. 1	at New York Giants	1 00
Nov. 8	at Baltimore	4 00
Nov. 15	at New England	1 00
Nov. 22	Miami	4 00
Nov. 29	Baltimore	1 00
Dec. 6	at Seattle	1 00
Dec. 12	at Cleveland (Sat.)	12 30
Dec. 20	Green Bay	1 00

# NEW ORLEANS SAINTS

Sept. 6	at Atlanta	1 00
Sept. 13	Los Angeles	12 00
Sept. 20	at New York Giants	4 00
Sept. 27	at San Francisco	1 00
Oct. 4	Pittsburgh	1 00
Oct. 11	Philadelphia	12 00
Oct. 18	at Cleveland	1 00
Oct. 25	Cincinnati	1 00
Nov. 1	Atlanta	12 00
Nov. 8	at Los Angeles	1 00
Nov. 15	at Minnesota	12 00
Nov. 22	at Houston	12 00
Nov. 29	Tampa Bay	1 00
Dec. 6	at St. Louis	12 00
Dec. 13	Green Bay	12 00
Dec. 20	San Francisco	1 00

# OAKLAND RAIDERS

Sept. 6	at Denver	2 00
Sept. 14	at Minnesota (Mon.)	8 00
Sept. 20	Seattle	1 00
Sept. 27	at Detroit	1 00
Oct. 4	at Denver	1 00
Oct. 11	at Kansas City	3 00
Oct. 18	Tampa Bay	1 00
Oct. 25	Kansas City	1 00
Nov. 1	New England	1 00
Nov. 8	at Houston	12 00
Nov. 15	at Miami	1 00
Nov. 22	San Diego	1 00
Nov. 29	at Seattle	1 00
Dec. 7	Pittsburgh (Mon.)	6 00
Dec. 13	Chicago	1 00
Dec. 21	at San Diego (Mon.)	6 00

# PHILADELPHIA EAGLES

Sept. 6	at New York Giants	1 00
Sept. 13	New England	4 00
Sept. 17	at Buffalo (Thurs.)	8 30
Sept. 27	Washington	1 00
Oct. 5	Atlanta (Mon.)	9 00
Oct. 11	at New Orleans	12 00
Oct. 18	at Minnesota	12 00
Oct. 25	Tampa Bay	1 00
Nov. 1	Dallas	4 00
Nov. 8	at St. Louis	12 00
Nov. 15	Baltimore	1 00
Nov. 22	New York Giants	1 00
Nov. 30	at Miami (Mon.)	9 00
Dec. 6	at Washington	1 00
Dec. 13	at Dallas	3 00
Dec. 20	St. Louis	1 00

# PITTSBURGH STEELERS

Sept. 6	Kansas City	1 00
Sept. 10	at Miami (Thurs.)	8 30
Sept. 20	New York Jets	1 00
Sept. 27	New England	1 00
Oct. 4	at New Orleans	1 00
Oct. 11	Cleveland	1 00
Oct. 18	at Cincinnati	1 00
Oct. 26	Houston (Mon.)	9 00
Nov. 1	San Francisco	1 00
Nov. 8	at Seattle	1 00
Nov. 15	at Atlanta	1 00
Nov. 22	at Cleveland	1 00
Nov. 29	Los Angeles	1 00
Dec. 7	at Oakland (Mon.)	6 00
Dec. 13	Cincinnati	1 00
Dec. 20	at Houston	3 00

# ST. LOUIS CARDINALS

Sept. 6	Miami	12 00
Sept. 13	at Dallas	3 00
Sept. 20	Washington	12 00
Sept. 27	at Tampa Bay	4 00
Oct. 4	Dallas	12 00
Oct. 11	at New York Giants	4 00
Oct. 18	at Atlanta	1 00
Oct. 25	Minnesota	12 00
Nov. 1	at Washington	4 00
Nov. 8	Philadelphia	12 00
Nov. 15	Buffalo	12 00
Nov. 22	at Baltimore	2 00
Nov. 29	at New England	1 00
Dec. 6	New Orleans	12 00
Dec. 13	New York Giants	12 00
Dec. 20	at Philadelphia	1 00

# SAN DIEGO CHARGERS

Sept. 7	at Cleveland (Mon.)	9 00
Sept. 13	Detroit	1 00
Sept. 20	at Kansas City	1 00
Sept. 27	at Denver	2 00
Oct. 4	Seattle	1 00
Oct. 11	Minnesota	1 00
Oct. 18	at Baltimore	2 00
Oct. 25	at Chicago	3 00
Nov. 1	Kansas City	1 00
Nov. 8	Cincinnati	1 00
Nov. 16	at Seattle (Mon.)	6 00
Nov. 22	at Oakland	1 00
Nov. 29	Denver	1 00
Dec. 6	Buffalo	1 00
Dec. 13	at Tampa Bay	1 00
Dec. 21	Oakland (Mon.)	6 00

# SAN FRANCISCO 49ERS

Sept. 6	at Detroit	1 00
Sept. 13	Chicago	1 00
Sept. 20	at Atlanta	1 00
Sept. 27	New Orleans	1 00
Oct. 4	at Washington	1 00
Oct. 11	Dallas	1 00
Oct. 18	vs. Green Bay (Milw.)	12 00
Oct. 25	Los Angeles	1 00
Nov. 1	at Pittsburgh	1 00
Nov. 8	Atlanta	1 00
Nov. 15	Cleveland	1 00
Nov. 22	at Los Angeles	1 00
Nov. 29	New York Giants	1 00
Dec. 6	at Cincinnati	1 00
Dec. 13	Houston	1 00
Dec. 20	at New Orleans	1 00

# SEATTLE SEAHAWKS

Sept. 6	at Cincinnati	1 00
Sept. 13	Denver	1 00
Sept. 20	at Oakland	1 00
Sept. 27	Kansas City	1 00
Oct. 4	at San Diego	1 00
Oct. 11	at Houston	1 00
Oct. 18	New York Giants	1 00
Oct. 25	at New York Jets	4 00
Nov. 1	at Green Bay	1 00
Nov. 8	Pittsburgh	1 00
Nov. 16	San Diego (Mon.)	6 00
Nov. 22	at Kansas City	1 00
Nov. 29	Oakland	1 00
Dec. 6	New York Jets	1 00
Dec. 13	at Denver	2 00
Dec. 20	Cleveland	1 00

# TAMPA BAY BUCCANEERS

Sept. 5	Minnesota (Sat.)	8 00
Sept. 13	at Kansas City	12 00
Sept. 20	at Chicago	1 00
Sept. 27	St. Louis	4 00
Oct. 4	Detroit	4 00
Oct. 11	at Green Bay	1 00
Oct. 18	at Oakland	1 00
Oct. 25	at Philadelphia	1 00
Nov. 1	Chicago	1 00
Nov. 8	at Minnesota	12 00
Nov. 15	Denver	1 00
Nov. 22	Green Bay	1 00
Nov. 29	at New Orleans	1 00
Dec. 6	Atlanta	4 00
Dec. 13	San Diego	1 00
Dec. 20	at Detroit	1 00

# WASHINGTON REDSKINS

Sept. 8	Dallas	1 00
Sept. 13	New York Giants	1 00
Sept. 20	at St. Louis	12 00
Sept. 27	at Philadelphia	1 00
Oct. 4	San Francisco	1 00
Oct. 11	at Chicago	1 00
Oct. 18	at Miami	4 00
Oct. 25	New England	1 00
Nov. 1	St. Louis	4 00
Nov. 8	Detroit	1 00
Nov. 15	at New York Giants	4 00
Nov. 22	at Dallas	3 00
Nov. 29	at Buffalo	1 00
Dec. 6	Philadelphia	1 00
Dec. 13	Baltimore	1 00
Dec. 20	at Los Angeles	1 00

# 1981 OPPONENTS



## NEW ENGLAND PATRIOTS

Aug. 10

Head Coach: Ron Erhardt  
Media Relations: Tom Hoffman  
Asst.: Dave Wintergrass  
Schaefer Stadium (61,297)  
Telephone: (617) 543-7911



## DALLAS COWBOYS

Aug. 15, Oct. 18

Head Coach: Tom Landry  
Public Relations: Doug Todd  
Asst.: Greg Ajello  
Texas Stadium (65,101)  
Telephone: (214) 369-8000



## SAN DIEGO CHARGERS

Aug. 21

Head Coach: Don Coryell  
Public Relations: Rick Smith  
Asst.: Rodney Knox  
San Diego Stadium (52,568)  
Telephone: (714) 280-2111



## MINNESOTA VIKINGS

Aug. 27

Head Coach: Bud Grant  
Public Relations: Merrill Swanson  
Metropolitan Stadium (48,446)  
Telephone: (612) 828-6500



## HOUSTON OILERS

Sept. 6

Head Coach: Ed Biles  
Public Relations: Mike McGlure  
Media Relations: Bob Hyde  
Astrodome (50,452)  
Telephone: (713) 797-9111



## NEW ORLEANS SAINTS

Sept. 13, Nov. 8

Head Coach:  
O.A. "Bum" Phillips  
Public Relations: Greg Suit  
Asst.: Rusty Kasmiersky  
Superdome (71,330)  
Telephone: (504) 587-3094



## GREEN BAY PACKERS

Sept. 20

Head Coach: Bart Starr  
Public Relations: Lee Rammel  
Lambeau Field (56,194)  
Milwaukee Co. Stadium (55,958)  
Telephone: (414) 494-2351



## CHICAGO BEARS

Sept. 28

Head Coach: Neill Armstrong  
Public Relations: Ted Haracz  
Asst.: Patrick McCaskey  
Soldier Field (68,000)  
Telephone: (312) 295-6600



**CLEVELAND BROWNS**

**Oct. 4**

Head Coach: Sam Rutigliano  
Public Relations: Nate Wallack  
Publicity: Kevin Byrne  
Cleveland Stadium (80,385)  
Telephone: (216) 696-5555



**ATLANTA FALCONS**

**Oct. 11, Dec. 14**

Head Coach: Leeman Bennett  
Public Relations: Charlie Dayton  
Atlanta-Fulton County  
Stadium (60,498)  
Telephone: (404) 588-1111



**SAN FRANCISCO 49ers**

**Oct. 25, Nov. 22**

Head Coach: Bill Walsh  
Public Relations:  
George Heddleston  
Asst.: Jerry Walker  
Candlestick Park (61,185)  
Telephone: (415) 365-3420



**DETROIT LIONS**

**Nov. 1**

Head Coach: Monte Clark  
Public Relations: Don Kremer  
Asst.: Brian Muir  
Silverdome (80,638)  
Telephone: (313) 335-4131



**CINCINNATI BENGALS**

**Nov. 15**

Head Coach: Forrest Gregg  
Public Relations: Allan Heim  
Riverfront Stadium (59,754)  
Telephone: (513) 621-3550



**PITTSBURGH STEELERS**

**Nov. 29**

Head Coach: Chuck Noll  
Public Relations: Ed Kiely  
Publicity: Joe Gordon  
Asst.: John Evenson  
Three Rivers Stadium (54,000)  
Telephone: (412) 323-1200



**NEW YORK GIANTS**

**Dec. 6**

Head Coach: Ray Perkins  
Media Services: Ed Croke  
Giants Stadium (76,500)  
Telephone: (201) 935-8111



**WASHINGTON REDSKINS**

**Dec. 20**

Head Coach: Joe Gibbs  
Public Relations: Joe Blair  
Asst.: Charles Taylor  
RFK Stadium (55,031)  
Telephone: (703) 471-9100



## MEDIA INFORMATION



•All credential requests should be directed to Jerry Wilcox, Director of Public Relations.

•Credentials not obtained prior to game day will be left at Press Will Call.

•Ticket Will Call is located between Gates 9 and 10 at the Rams Ticket Office.

•Photo credentials will not be issued to freelance photographers unless on a legitimate assignment.

•Communication services are available and should be ordered in advance.

Bassler Communications — Dick Bassler (213) 857-0698. Amfax — Rick Laubert (213) 438-1336.

## FINGERTIP INFORMATION



**CLUB FORMED:** 1937 as the Cleveland Rams

**TITLES WON:** World Champion  
(1945, 1951)

Western Conference Champion  
(1945, 1949, 1950, 1951, 1955)

NFC Champion  
(1979)

Coastal Division Champion  
(1967, 1969)

NFC Western Division Champion  
(1973, 1974, 1975, 1976, 1977, 1978, 1979)

**MISC. DATES:** July 18 — Advance Camp  
July 25 — Remainder of squad reports  
July 31 — Media Picture Day  
Aug. 18 — Cutdown to 60  
Aug. 25 — Cutdown to 50  
Aug. 31 — Final roster cutdown to 45

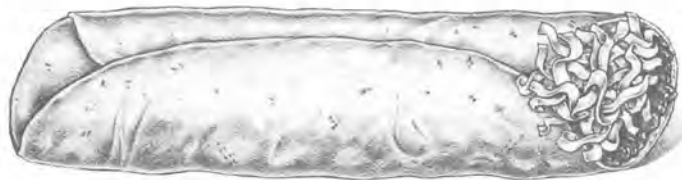
## RAMS HOTELS IN 1981



New Orleans .....	Hilton & Towers .....	(504) 561-0500
Chicago .....	Continental Plaza .....	(312) 943-7200
Atlanta .....	Marriott .....	(404) 659-6500
Dallas .....	Marriott .....	(214) 748-8551
San Francisco .....	Hilton & Towers .....	(415) 771-1400
Cincinnati .....	Stouffer's Towers .....	(513) 352-2100
Pittsburgh .....	Marriott .....	(412) 922-8400
New York Giants .....	Meadowlands Hilton .....	(201) 348-6900



# Our starting line-up is Hot Stuff.



Our hefty tacos and bulging burritos team up to give you your choice of tasty treats. Then top it off with a thirst-quenching soft drink. When it comes to great taste, there's no one in our league.



# The Del Taco team of seasoned players.

Take time out after the game to try one of our all-stars. It's your choice of mouth-watering tacos, burritos, nachos or anything else from the team with a record for good taste. They're all Hot Stuff!

