

ST. LOUIS **Rams**



1997

MEDIA GUIDE

**OFFICIAL SIDELINE
APPAREL OF THE
ST. LOUIS RAMS**



LOGOATHLETIC



More publications available at:

www.retroseasons.com/library/

1997 SCHEDULE



PRESEASON

Sat.	Aug. 2	@ Minnesota Vikings (FOX)	7:00 p.m.
Fri.	Aug. 8	ARIZONA CARDINALS (FOX)	7:00 p.m.
Fri.	Aug. 15	@ Dallas Cowboys (FOX) ##	7:00 p.m.
Fri.	Aug. 22	KANSAS CITY CHIEFS (FOX)	7:00 p.m.

REGULAR SEASON

Sun.	Aug. 31	NEW ORLEANS SAINTS (FOX)	Noon
Sun.	Sept. 7	SAN FRANCISCO 49ERS (FOX)	Noon
Sun.	Sept. 14	@ Denver Broncos (FOX) ##	3:00 p.m.
Sun.	Sept. 21	NEW YORK GIANTS (FOX)	3:00 p.m.
Sun.	Sept. 28	@ Oakland Raiders (FOX)	3:00 p.m.
Sun.	Oct. 5	NFC West Division Bye	
Sun.	Oct. 12	@ San Francisco 49ers (FOX)	3:00 p.m.
Sun.	Oct. 19	SEATTLE SEAHAWKS (NBC)	Noon
Sun.	Oct. 26	KANSAS CITY CHIEFS (NBC)	Noon
Sun.	Nov. 2	@ Atlanta Falcons (FOX)	Noon
Sun.	Nov. 9	@ Green Bay Packers (FOX)	Noon
Sun.	Nov. 16	ATLANTA FALCONS (FOX)	Noon
Sun.	Nov. 23	CAROLINA PANTHERS (FOX)	3:00 p.m.
Sun.	Nov. 30	@ Washington Redskins (FOX)	Noon
Sun.	Dec. 7	@ New Orleans Saints (FOX)	Noon
Sun.	Dec. 14	CHICAGO BEARS (ESPN) ##	7:00 p.m.
Sat.	Dec. 20	@ Carolina Panthers (FOX) ##	3:00 p.m.

Home games in CAPS

##Nationally Televised

All kickoffs St. Louis time

POSTSEASON

Sat.	Dec. 27	AFC and NFC Wild Card Playoffs (ABC)
Sun.	Dec. 28	AFC and NFC Wild Card Playoffs (NBC and FOX)
Sat.	Jan. 3	AFC and NFC Divisional Playoffs (NBC and FOX)
Sun.	Jan. 4	AFC and NFC Divisional Playoffs (NBC and FOX)
Sun.	Jan. 11	AFC and NFC Championship Games (NBC and FOX)
Sun.	Jan. 25	Super Bowl XXXII at San Diego (NBC)
Sun.	Feb. 1	AFC-NFC Pro Bowl at Honolulu, Hawaii (ABC)



The Official Telecommunications Provider
to the St. Louis Rams and the NFL

Visit the Official Web Site of the St. Louis Rams
at <http://www.stlouisrams.com>



Rams' 1997 Schedule	1
Directory	3
Georgia Frontiere.....	4-5
Stan Kroenke	6
Executives	7-10
Football Operations	11-38
Administration	38-42
Staff Photos	43-45
What to look for in 1997	46
Veteran Players	47-157
Other Rams with Pro Experience ..	158-162
Rookies	163-177
Alphabetical Rosters	178-180
1996 Season	181
1996 Season Review	182-192
1996 Preseason Statistics	193-196
1996 Team Statistics	197
1996 Individual Statistics.....	198-202
1996 Player Participation	203
Rams Won-Lost Record	204
Records	205
All Time Leaders	206-209
Year-By-Year Leaders	209-218
Individual Records	219-229
Team Records	230-235
Rams Big Days.....	236-239
All-Time Playoff Leaders	240-241

Individual Playoff Records	242-247
Team Playoff Records	248-252
Big Days/Playoffs	253
Longest Plays in Playoffs	254
History	255
Coaching Records	256
Rams' 60 Year Review	257-272
Month-To-Month Records.....	273
Home & Away Records.....	274
Series Results.....	275-280
Preseason Results	281-284
Draft Choices 1945-1997	285-295
All-Time Roster	296-303
All-Time Honors.....	304-314
Hall of Fame Rams	315-316
Homes of the Rams	317
Rams Story.....	318-328
Rams Overtime Games	329
Rams & League Leaders	330
Sidelines	331
Attendance	332
Prime Time Rams	333
Rams Training Camp Information	334
Trans World Dome	335
Rams Park	336
Rams Radio Network	337
1997 NFL Schedule	338-342

FINGERTIP INFORMATION
St. Louis Rams Football Club
One Rams Way
St. Louis, MO 63045
Telephone: (314) 982-7267

HOME FIELD:

Trans World Dome (66,000 Capacity)

CLUB FORMED:

1936 as Cleveland Rams of
American Football League
1937 adopted as NFL franchise
1946 moved to Los Angeles
1980 moved to Anaheim Stadium
from Memorial Coliseum
1995 moved to St. Louis

TITLES WON:

Two World Championships (1947 and 1951)
One NFC Championship (1979)
Five Conference Championships (1945, 1949,
1950, 1951, 1955)
Two Coastal Division Championships (1967 and 1969)
Eight NFC Western Division Championships
(1973, 1974, 1975, 1976, 1977, 1978, 1979, 1985)

COLORS:

Royal Blue (PMS 288), Gold (116) and White

WRITING AND EDITING: Rams Public Relations Department: Marshall Klein, Vice President; Rick Smith, Director; Tony Wyllie, Assistant Director; Duane Lewis, Assistant; Cindy Jordan, Layout and Design.

COVER ILLUSTRATION: Andrew Bergholtz

ACCOUNT REPRESENTATIVE: Lisa Lorenz Toone, Color Art, Inc, St. Louis, Missouri.

EDITORS EMERITUS: Maxwell Stiles, Tex Schramm, Tex Maule, Pete Rozelle, Bert Rose, Jr., Jack Teele, Jack Geyer, Jerry Wilcox, Pete Donovan, John Oswald, all former Rams Public Relations Directors.

SPECIAL THANKS: Joseph Cronin, Kirk Reynolds, Robert Pasalich and John (Utah) Turney.

DIRECTORY



Georgia FrontiereChairman
 Stan Kroenke Vice Chairman
 John ShawPresident
 Jay ZygmuntExecutive Vice President
 Bob WallaceSenior VP/ Administration, General Counsel
 Marshall KleinVice President/Media & Community Relations

Football Operations:

Dick VermeilPresident & Head Coach
 Lynn Stiles.....Vice President
 Todd HewittEquipment Manager
 Jim LakeAssistant Equipment Manager
 Larry ClericoVideo Director
 Robert Zagame.....Assistant Video Director
Staff: Suzette Cox, Lory Fabian, Russell Laride,
 Matthew Littlefield, Brian Schottenheimer, Jason
 Thomas.

Coaching Staff:

Mike White..... Assistant Head Coach/Tight Ends
 Jerry RhomeOffensive Coordinator
 Bud Carson.....Defensive Coordinator
 Nick Aliotti.....Defensive Assistant
 Steve Brown.....Defensive Assistant
 John BuntingLinebackers
 Dick CouryWide Receivers
 Frank GanzSpecial Teams/Offensive Assistant
 Peter GiuntaDefensive Backs
 Carl HairstonDefensive Line
 Jim Hanifan Offensive Line
 Wilbert Montgomery.....Running Backs
 John Ramsdell.....Offensive Assistant/Quality Control
 George Warhop Offensive Line
 Chris ClausenStrength & Conditioning Coordinator
 Kerry Goode.....Strength & Conditioning Coordinator

Player Personnel:

John BeckerVice President
 Kevin WarrenVice President/Player Programs
 Charley ArneyDirector/Pro Personnel
 Les MillerDirector/Player Development
 Jack FaulknerAdministrator/Pro Personnel
 Debbie PollomPersonnel Administrator
Scouts: Billy Campfield, Greg Gaines, Kevin
 McCabe, Lawrence McCutcheon, David Razzano,
 Paul (Pete) Russell, Harley Sewell, Howard Tippet.
Staff: Scott Musburger.

Public Relations:

Rick SmithDirector of Public Relations
 Tony WyllieAsst. Director of Public Relations
 Duane LewisPublic Relations Assistant
Staff: Pam Benoist, Doug Bray, Intern.

Medical Staff:

Jim AndersonHead Trainer
 Ron DuBuqueAssistant Trainer
 Dake WaldenAssistant Trainer
 Dr. Bernard T. Garfinkel, M.D.Team Physician
 Dr. James F. Loomis, M.D.Team Physician
 Dr. Robert A. Shively, M.D.Team Physician
 Dr. Rick W. Wright, M.D.Team Physician

Administration/Finance:

Adrian BarrVice President
 Jeff Brewer.....Treasurer
 John OswaldDirector of Operations
 Bill ConsoliComputer Systems Manager

Legal Staff:

Staff: Linda Chubak, Elaine Hanson, Jean
 Katzenmeyer, Ida Kaul, John Knetzer, Essie Leaks,
 Lorie Maginn, Ken Mayweather, Anne Morgan,
 Scott Parker, Barbara Perry, Janice Pipp, Christine
 Romano, Stephanie Snow.

Marketing & Sales:

Phil ThomasVice President/Marketing
 Brian UllioneVice President/Sales
 Michael Naughton Director of Ticket Operations
 Marty CollinsAsst. Director of Ticket Operations
 Keely FimbresEntertainment & Production Manager
 Tom Guthrie.....Director of Entertainment
 Roger WeismillerSales Executive
 Michelle WilliamsonMarketing Manager
 Michael Moynour.....Executive Services Manager
 Cindy JordanPublications & Promotions Coordinator
 Heather McAdooExecutive Suites Coordinator
Staff: Matt Cady, Latrice Davis, Terri Fenwick, John
 Mancini, Eliana Reece, Christine Rivituso, Rob Ross,
 Ed Tumbarello, Carl Varble, Karibeth Tammie.

Community Relations:

Marci MoranCommunity Relations Coordinator
Staff: Mario Wayne.

St. Louis Rams Foundation:

Allison CollingerExecutive Director

GEORGIA FRONTIERE



Chairman/Owner

Georgia Frontiere said it best when Dick Vermeil was introduced as the nineteenth head coach of the Rams not long after the 1996 season. "I've known and respected Dick since he was an assistant coach with us," said Georgia. "This is the perfect gift for the Rams, and for our fans."

The choice of Vermeil, out of coaching since 1982, had been a long time coming. Georgia and her late husband, Carroll Rosenbloom, met Vermeil when Dick became the first fulltime special teams coach in the NFL, for the Rams in 1969. Vermeil left the Rams for a coaching position at UCLA the following year, returned to the Rams in 1971, and became the head coach at UCLA in 1974.

Vermeil's office at UCLA was a five-minute walk from Georgia's home in nearby Bel Air. Dick visited Georgia and her husband on many occasions as Vermeil gained a national reputation by rekindling the Bruins' program, which culminated with a victory over No. 1-ranked Ohio State in the 1976 Rose Bowl.

Vermeil, who has energized the Rams with his know-how and upbeat approach, represented only one of many important decisions Georgia has made in recent years. The Rams' relocation to St. Louis was another. The move from the West Coast in



1995 has been the NFL's most successful franchise transfer. St. Louis and the Rams became one, the Rams as part of the community fabric, on the field in the new Trans World Dome and off the field in various charitable and promotional endeavors that underscored the organization's commitment throughout the bi-state area.

Georgia, who grew up in the city's Central West End, is in her 19th season as head of the Rams' organization. During the Frontiere era the Rams have been to a Super Bowl (game XIV), reached the NFL playoffs in eight seasons, and advanced to the NFC championship game three times, among numerous other accom-

plishments. Georgia is committed to providing the best in pro football entertainment and to position her franchise in the St. Louis community, with an emphasis on education, the arts, youth groups, and other charitable entities. She is a member of the board of the St. Louis Symphony and the St. Louis Zoo and a member of the Saint Louis University board of trustees. Georgia serves on the board of the St. Louis Variety Club and is a member of the organization's executive committee. She also is a member of the board of the Laumeier Sculpture Park in St. Louis County.

Charity and social consciousness always have represented a high priority for Georgia Frontiere. Not long after returning to St. Louis, she gifted a scholarship in her name to a deserving student at Hamilton Elementary, the school Georgia attended as a child in St. Louis. She also presents a \$5,000 college scholarship to a student who draws the winning illustration for the cover of the Rams' media guide. Aside from her involvement in the St. Louis community, Georgia also holds a Doctor of Philanthropy from Pepperdine University in Malibu, California, and is the U.S. Campaign Co-Chairman and on the Board of Directors of the American Air Museum in Britain, at Duxford, England.

Georgia has been a recipient of the Ellis Island Medal of Honor, which cited her for "community involvement and for having greatly contributed to our national identity while preserving the distinct values of her ancestors." Georgia shared the award with, among others, Army General

Norman Schwartzkopf.

The needs of children are of particular interest to Georgia, who has served on the board of directors of the Los Angeles Boys' and Girls' Club as well as being a benefactor of the St. Jude Children's Research Center in Memphis. Georgia also is a board member of the Crohn's and Colitis Foundation of America and a National Board member of the American Foundation for AIDS Research. She occupies a similar position with the St. John's Ambulance Brigade of Great Britain, which not only provides ambulance services but is a major contributor to the St. John's Ophthalmic Hospital, Jerusalem.

In 1991 Georgia's dedication to the advancement of youth was reflected in a substantial donation to the Fulfillment Fund, an organization that sponsors more than 2,000 high school students who are selected for having college potential.

Recognized internationally as a Patron of the Arts, Georgia is on the Board of the Los Angeles Music Center Opera, the Golden Horseshoe of the New York Metropolitan Opera, and the Boards of New York's Collegiate Chorale and the William Hall Chorale. She also is a member of the NFL Alumni Board of Governors and has a goal of creating a retirement home for ex-football players, coaches, and staff personnel.

Georgia is the mother of two children, son Dale Rosenbloom (married to the former Kathleen Melville) and Lucia Rodriguez (married to Lupe Rodriguez). She has five grandchildren.

STAN KROENKE



Vice Chairman/Owner

The Rams' inaugural season of 1995 represented the final step in a two-year effort by Stan Kroenke to return professional football to St. Louis. Kroenke's participation as an owner of the franchise served as a galvanizing force for the community.

With relocation of the Rams completed, Stan, as Vice Chairman of the organization, set out with Georgia Frontiere and senior management to develop a program for a winning team. Part of that plan resulted in the appointment of Dick Vermeil as Head Coach and President of Football Operations.

Although active in all facets of the team, Stan initially concentrated efforts on the development of the league's premier team headquarters and training facility. In one year's time, Kroenke oversaw the facility's construction in the area minutes west of the St. Louis airport. Completed in June, 1996, Rams Park, sitting on twenty acres in St. Louis County, includes 90,000 square feet of administrative and football training space, three outdoor natural grass fields, and an 80-yard indoor artificial surface field.

Kroenke is chairman and owner of the The Kroenke Group, a private real estate investment and development company with offices throughout the United States and headquarters in Columbia, Missouri. During the past twenty years, Kroenke has built a reputation as one of the nation's leading developers of shopping centers and apartment buildings.

Stan is a member of the Board of Directors of Wal-Mart Stores, Inc. Kroenke has other business interests that include director positions with Community Investment Partnership I and II of St. Louis, the Boone County National Bank in Columbia, and the Central Banccompany in Jefferson City.

Kroenke serves as a trustee of the



College of the Ozarks and on the Strategic Development board of the University of Missouri School of Business. He also is a trustee of the Missouri Basketball Hall of Fame. Stan recently was elected to active membership in St. Louis's Civic Progress, which provides support and leadership for various community improvements that address economic development, education and quality of life.

Stan has undergraduate and graduate degrees from the University of Missouri and is an active supporter of Mizzou athletic programs, including the Dan Devine Club, named for the former Tigers football coach.

E. Stanley Kroenke was born in Cole Camp, Missouri, and grew up in Mora, Missouri. Stan and his wife, Ann, have a daughter, Whitney, and a son, Josh. They reside in Columbia, Missouri.

EXECUTIVES



JOHN SHAW

President

18th Season with Rams

John Shaw's importance to the Rams and his vision and influence in the National Football League have been dramatically underscored in the final decade of the 20th century, an era in which Shaw has been a predominant figure in events critical to the Rams and the NFL.

Shaw worked continuously with representatives from St. Louis and the NFL and was a central figure in the overwhelmingly successful return of professional football to the Missouri city in 1995.

During this intense period Shaw also maintained his role as an active participant in shaping the future of the NFL as a member of the NFL Management Council Executive Committee. Shaw was a principal contributor in the enactment of a Collective Bargaining Agreement with the NFL Players' Association that brought labor peace to the NFL in 1993.

Shaw, who joined the Rams in 1980, also continued to oversee all aspects of the Rams' operation as Chairman and Owner Georgia Frontiere's primary advisor on financial, business, and legal matters. Most recently Shaw guided the Rams' search that resulted in the appointment of Dick Vermeil as the team's



nineteenth head coach.

Shaw is a native of New York who moved to San Diego as a youngster, attended high school there, and graduated from the University of San Diego with a bachelor's degree in accounting. John continued his education at New York University School of Law, from which he received a Juris Doctor Degree, and practiced law in California prior to joining the accounting firm of Arthur Andersen & Co.

Shaw is a member of the board of the Greater St. Louis United Way. He also is a member of the Council of Trustees of LEARN, an educational program. John has a daughter, Alexandra.

JAY A. ZYGMUNT
Executive Vice President
16th Season with Rams

Zygmunt works closely with Rams President John Shaw in overseeing all areas of Rams operations, particularly player contracts and the NFL-mandated salary cap that has become critical to NFL franchises since the 1993 Collective Bargaining Agreement was implemented with NFL players.

Zygmunt's expertise and knowledge of the myriad aspects of the salary cap are widely recognized. Jay also is the Rams' liaison to both the NFL Management Council and the NFL Players' Association in player relations and other collective bargaining matters.

Zygmunt, who joined the Rams in 1982 as General Counsel, was named Vice President in 1988, Senior Vice President in 1991, and Executive Vice President in 1996.

A native of Chicago, Zygmunt graduated from the University of Notre Dame in 1973 with a bachelor's degree in business administration and is a member of the



Sorin Society. Jay earned his Juris Doctor degree from Northwestern University School of Law, where he is a member of the Whigmore Society. Zygmunt is both a Certified Public Accountant and a member of the Illinois bar. Prior to joining the Rams he was associated with Arthur Andersen & Company and had practiced law.

Zygmunt is a member of the American Bar Association's Forum Committee on the Entertainment and Sports Industries and the Sports Lawyers Association. He resides in St. Louis.

BOB WALLACE

*Senior Vice President/
Administration, General Counsel
17th NFL Season
Third with Rams*

An NFL veteran, Wallace oversees the day-to-day business operation of the Rams, including departmental supervision, budgets, and planning.

Bob, who lettered in football as a running back at Yale University, first associated with the NFL and with professional football in St. Louis as a teenage training camp assistant with the St. Louis Cardinals in 1971. He later served the Cardinals as the Counsel to and chief contract negotiator for the team while representing the St. Louis law firm of Guilfoil, Petzall and Shoemake from 1981-91.

Wallace was Assistant to the President, General Counsel, and chief contract negotiator for the Philadelphia Eagles from 1991-94 and returned to St. Louis when the Rams moved here in 1995.

A native of New York City, Wallace was a legal intern on former NFL commissioner Pete Rozelle's staff while in college. Bob earned his law degree from Georgetown University in Washington, D.C., after graduation from Yale.

Wallace serves on a number of boards, including the Urban League



of Greater St. Louis; Payback, Inc.; Operation Excel, Inc.; Repertory Theater of St. Louis; Sports Lawyers' Association, and the St. Louis Sports Commission. Wallace is a member of the Sports and Entertainment Division of the American Bar Association. He also has taught classes on sports law at St. Louis University School of Law and received a certificate of recognition for law and education projects from the St. Louis Public Schools.

Bob and his wife Julie, a native of Murphysboro, Illinois, have two sons, Grant, 4, and Eric, 3, and live in St. Louis.

FOOTBALL OPERATIONS



DICK VERMEIL

Head Coach

11th NFL Season

Fifth with Rams


It can be said that the St. Louis Rams "finally got their man" when team Owner and Chairman Georgia Frontiere appointed Dick Vermeil the 19th head coach in Rams history on January 22, 1997.

As Rams President John Shaw said in making the announcement, "Since I've been associated with this organization whenever there was a head coaching vacancy with the Rams, our search always started with Dick Vermeil, a proven winner who has produced positive results in a short period of time. In the past Dick was not ready to return to coaching. He now felt the time was right."

The time was right not only for Vermeil, out of coaching since 1982 but contacted by NFL teams virtually every year since, but for the Rams, a young team in need of the know-how, drive, and vision of Vermeil.

Vermeil is the rarest of all football coaches. He has been a Coach of the Year on four levels: high school, junior college, national collegiate Division I, and NFL. He also was the first fulltime special teams coach in NFL history, with the Rams under head coach George Allen in 1969.

Vermeil has been a winner through hard work and the ability to



get others to work hard since the day in 1960 the 23-year-old graduate of San Jose State became head coach at Hillsdale High in the San Francisco suburb of San Mateo, California. In his second season, Vermeil's team fashioned a 9-0 record.

After one year as an assistant coach at San Mateo College in 1963, Vermeil became the head coach at Napa Junior College in the wine country near his birthplace in the Northern California community of Calistoga. Vermeil turned the perennially losing Napa program into an immediate winner with a 7-2 record in his first season.

A year later Vermeil joined the staff of John Ralston at Stanford

University and served from 1965-68. On that staff were other future NFL head coaches such as Ralston, Bill Walsh, Mike White, Jim Mora, and Rod Rust.

Vermeil came to the NFL with the Rams in 1969, then joined Tommy Prothro's UCLA staff in 1970, but returned to the Rams with Prothro in 1971. Vermeil coached quarterbacks and special teams with the Rams from 1971-73.

Dick's next head coaching position was that which brought him national recognition for the first time. He took over the UCLA program in 1974 and, in his second season, led the Bruins to a 9-2-1 record, their first Pacific 8 Conference championship and their first Rose Bowl appearance in 10 seasons. The Bruins capped the season with a dramatic upset of No. 1-ranked Ohio State in the Rose Bowl.

Vermeil then came to the NFL for the third time, facing his greatest challenge with the long-suffering Philadelphia Eagles. After 4-10 and 5-9 records his first two seasons, Vermeil in 1978 drove the Eagles to a 9-7 finish, their first winning season since 1966, and to a spot in the playoffs for the first time since 1960. The Eagles accomplished this feat despite not having a No. 1 or No. 2 draft choice the previous five years. Vermeil was named NFC Coach of the Year.

The following year the Eagles were 11-5, their most successful season in 20 years, and Vermeil was NFL Coach of the Year.

The Eagles posted a best-ever 12-4 record in 1980, won the NFC championship, and earned a berth in

Super Bowl XV against the Oakland Raiders.

The 1980 season underscored the Vermeil mantra of hard work, dedication, and the will to win. Example: the 1980 Eagles outscored opponents 130-44 in the fourth quarter and 226-95 in the second half. Example: in an eerie twist to the NFL's playoff tie-breaker system, the Eagles needed only to lose by 24 points or less in the final regular-season game at Dallas to clinch the division title. Dallas took a 21-0 lead at halftime and was ahead 35-10 in the fourth quarter. On the brink of falling to a wild card berth in the playoffs, the Eagles rallied for 17 points in the final 10 minutes to clinch their first championship in 20 years.

Vermeil retired from coaching two years later and served as a television analyst on NFL and college games for CBS and ABC. His career as a television analyst provided Vermeil a rare distinction: he is the only man to coach a team in the Rose Bowl and to broadcast a Rose Bowl.

Vermeil was a four-sport star at Calistoga High in the community in which he was born October 30, 1936, and where Dick also was employed in the auto repair garage operated by his father, Louis Vermeil. Dick continued to learn the skills and work ethic of his father as a student at Napa Junior College and at San Jose State, where he was a quarterback on the football team and earned a master's degree in physical education in 1959.

Vermeil and his wife of 41 years, the former Carolyn Drake, have two sons, a daughter, and 10 grandchildren. Dick and Carol reside in St. Louis.

VERMEIL'S CAREER HEAD COACHING RECORD

YEAR	TEAM	W	L	T	PCT.	Place	Post Season
1976	Philadelphia	4	10	0	.286	5th	
1977	Philadelphia	5	9	0	.357	4th (tie)	
1978	Philadelphia	9	7	0	.563	2nd	NFC Wild Card
1979	Philadelphia	11	5	0	.688	1st (tie)	NFC Divisional
1980	Philadelphia	12	4	0	.750	1st	NFC Champion
1981	Philadelphia	10	6	0	.625	2nd	NFC Wild Card
1982	Philadelphia	3	6	0	.333	5th	

REGULAR SEASON

ALL GAMES

	W	L	T	PCT.	W	L	T	PCT.
Hillsdale High	17	9	1	.648	17	9	1	.648
Napa College	7	2	0	.778	7	2	0	.778
UCLA	14	5	3	.705	15	5	3	.717
Philadelphia (NFL)	54	47	0	.534	57	51	0	.528
CAREER TOTALS	92	63	4	.591	96	67	4	.587

VERMEIL CAREER COACHING NOTES AND HONORS

- 1959 Assistant coach, Del Mar High School, San Jose, California.
- 1960-62 Head Coach, Hillsdale High School, San Mateo, California.
- 1963 Assistant Coach, San Mateo College.
- 1964 Head Coach, Napa Junior College.
- 1965-68 Assistant Coach, Stanford University.
- 1969 Special Teams Coach, Los Angeles Rams.
- 1970 Assistant Coach, UCLA.
- 1971-73 Special Teams/Quarterbacks Coach, Los Angeles Rams.
- 1974-75 Head Coach, UCLA.
- 1975 Pacific 8 Championship.
Defeated top-ranked Ohio State 23-10 in Rose Bowl.
- 1976-82 Head Coach, Philadelphia Eagles.
- 1978 Eagles reached playoffs first time since 1960.
NFL Coach of the Year, United Press International.,
Professional Football Writers of America, Kansas City 101 Club,
Columbus (Ohio) Touchdown Club.
- 1979 Eagles tied for NFC East Championship.
NFL Coach of the Year, The Sporting News, Football
Digest. NFC Coach of the Year, Professional Football Writers of
America, Kansas City 101 Club.
- 1980 Eagles won NFC Championship.
NFL Coach of the Year, Washington (D.C.) Touchdown Club.
- 1983-96 Television analyst, NFL and collegiate football games, CBS and ABC.
- 1997- Head Coach & President/Football Operations, St. Louis Rams.

MARSHALL KLEIN
*Vice President- Media
and Community Relations*
15th Season with Rams

Marshall Klein is the liaison between Rams chairman and owner Georgia Frontiere and the various Rams departments. Klein is principally involved with the numerous charities and organizations supported by and in which Georgia participates.

Klein oversees the marketing, public relations, and entertainment departments and represents the team at charitable and civic events. A native of Pittsburgh, Klein moved to Los Angeles as a youngster. He was employed 21 years by the Los Angeles *Times*, the last 15 as Sports Editor of the Orange County Edition, before joining the Rams in 1983.



Klein has lectured at several universities and is highly regarded as a public speaker and master of ceremonies.

Marshall and Katie Klein have four children, Philip, Michael, Benjamin, and Molly.



**STUDENT WINS MEDIA GUIDE
ART CONTEST**

The cover illustration for the Rams' 1997 media guide was created by Andrew Bergholtz, 18, a 1997 graduate of Eureka High School in St. Louis, Mo.

Andrew's illustration was selected as the winner of the St. Louis Rams and St. Louis *Post-Dispatch* sponsored art competition that was open to students 18 years of age and under. Andrew wins a \$5,000 scholarship from owner Georgia Frontiere to continue his education at the Kansas City Art Institute this fall.

LYNN STILES

*Vice President/Football
Operations*
19th NFL Season
First with Rams



Stiles joined the Rams Feb. 5, 1997, bringing almost two decades of coaching and personnel experience to

Dick Vermeil's first Rams staff.

Most recently Lynn was Vice President/Player Personnel and overseer of player development programs for the Kansas City Chiefs, for whom he served from 1992-96.

Stiles earned championship rings at Super Bowls XXIII and XXIV with the San Francisco 49ers as their tight ends and special teams coach from 1987-91.

Stiles was the Philadelphia Eagles' Player Personnel Director in 1982 and was Executive Director of Player Personnel from 1983-86. During this period the Eagles acquired such Pro Bowl players as Reggie White, Randall Cunningham, Seth Joyner, Clyde Simmons, and Keith Byars.

Stiles originally was associated with Vermeil when Lynn was Assistant Head Coach and

defensive coordinator of the 1975 UCLA squad that capped a Cinderella season by defeating Ohio State in the Rose Bowl. Stiles briefly was on Vermeil's first staff at Philadelphia in 1976, then became head coach at San Jose State from 1976-78 and his teams won two conference championships.

Lynn returned to the Eagles in 1979 as tight ends coach, coordinator of special teams and administrative assistant to the Head Coach.

Stiles (4/12/41) was born in Kermit, Texas, and was a two-time all-Nevada selection at Reno High. He was all-academic and an all-conference guard at the University of Utah, playing in the All-American Bowl after his senior season in 1962. He began coaching at his alma-mater in 1963, moved to Kansas (1966-70) and was an assistant at UCLA (1970-75).

Lynn is married (Marigene) and has four children, daughters Stacy, and Tiffany and sons Shon and Blake.



ASSISTANT COACHES



MIKE WHITE

Assistant Head Coach/Tight Ends
10th NFL Season
First with Rams



One of Dick Vermeil's most important moves after arriving in St. Louis was the appointment of Mike White as Assistant Head Coach/Tight Ends.

White, a two-time national collegiate coach of the year, with experience as an NFL head coach and as a founder of the World League, occupies a key role on Vermeil's staff in player personnel, administration, and coaching.

White began his coaching career as a graduate assistant at the University of California in 1958, moved to Stanford as offensive coordinator in 1964, and was joined by Vermeil on head coach John Ralston's staff a year later. That Stanford coaching staff produced such future NFL head coaches as White, Vermeil, Bill Walsh, Jim Mora, Ralston, and Rod Rust.

White became a head coach for the first time in 1972, when he returned to his alma-mater, which had posted a record of 50-79-3 since going to the Rose Bowl in 1958. The Bears were 34-31-1 under White, including 27-16-1 in his final four seasons. The 1975 Bears posted an 8-3 record, led the nation with an average of 459 yards a game and

blew out No. 1-ranked and 7-0 Southern California 28-14. White was named national collegiate coach of the year.

White was offensive line coach and administrative assistant to head coach Bill Walsh with the San Francisco 49ers in 1978-79, then returned to the college ranks at the University of Illinois in 1980. Mike inherited a program that had one winning season in the previous 14 and a won-loss record of 43-92-4 during that time.

After a 3-7-1 beginning in 1980, the Illini rebounded to 7-4 in 1981 and went to the Rose Bowl after the 1983 season, in which Illinois finished 10-2, averaged 34 points a game, and became the first team in Big 10 history to defeat all nine conference opponents. White, whose overall record was 47-41-3 through 1987 with the Illini, was NCAA coach of the year in '83.

Mike worked for a professional scouting service in Newport Beach, California, in 1988. In 1989 White and former Dallas Cowboys President Tex Schramm were the two persons most responsible for coordinating the beginning of the World League for the NFL. Mike joined the Los Angeles Raiders in 1990. He coached quarterbacks from 1990-92, offensive line in 1993-94, and was the Oakland Raiders' head coach in 1995-96, posting a record of 15-17.

Mike and his wife Marilyn have a daughter, Carrie, who lives in San Mateo, California, with her husband Scott; two sons, Chris and Matt, and two grandchildren, Hannah and Noah. Mike and Marilyn live in St. Louis.

JERRY RHOME
Offensive Coordinator
22nd NFL Season
Second with Rams



Jerry Rhome brings an abundance of professional experience to the young Rams' offense, having

coached in the NFL for 21 seasons.

Rhyme spent the past two seasons as offensive coordinator for the Houston Oilers. The Oilers finished first in the NFL in time of possession (32:12) in 1995, and third in 1996 (31:09) under Rhyme's guidance.

Prior to his stint with the Oilers, Rhyme spent one season as wide receivers coach for the Minnesota Vikings (1994). While in Minnesota, Rhyme coached wide receivers Cris Carter and Jake Reed, who set an NFL record for most receptions in one season by teammates (207). Carter also set the single season reception mark with 122.

From 1990-93, Rhyme was the offensive coordinator for the Phoenix Cardinals. Under Rhyme's tutelage, quarterback

Steve Beuerlein enjoyed a career year in 1993, breaking seven franchise records as the Cardinals finished in the top three in the NFC in total offense (352.8 ypg), average gain per play (5.2 yards), third down efficiency (46.2%), and time of possession (31:54). Before arriving in Phoenix, Rhyme was Quarterback coach for the Dallas Cowboys (1989) and offensive coordinator for the San Diego Chargers (1988).

From 1983-87, Rhyme served as quarterbacks coach for the Washington Redskins. In Super Bowl XXII, Rhyme helped guide the Redskins to a 42-10 victory over the Denver Broncos. Washington set two Super Bowl records, total yards in a game (602) and most points in a quarter (35). Rhyme began his NFL coaching career in 1976 with the Seattle Seahawks as wide receivers/quarterbacks coach. He became the Seahawks' offensive coordinator in 1978 and directed the Seattle offense for five seasons. Rhyme helped develop Hall of Fame receiver Steve Largent, coaching Steve for ten seasons, seven in Seattle and three at the University of Tulsa, where Rhyme initiated his coaching career in 1973 as offensive coordinator.

Rhyme is a former Rams quarterback, having played for the Rams in 1971-72 during an eight-year NFL

career. Drafted by both the Dallas Cowboys and the New York Jets, Rhome also played for the Cowboys (1965-68), the Cleveland Browns (1969), Houston Oilers (1970).

Rhome played collegiately at Southern Methodist (1960-61) and Tulsa (1963-64). While at Tulsa, he enjoyed his best year in 1964, amassing 17 NCAA passing records and finishing second in the Heisman Trophy balloting.

A Native of Dallas (3/6/42), Jerry and his wife Sharon have two daughters, Shannon, 28, and Nicole, 24, and one son, Brett, 17. They reside in Chesterfield, Mo.

BUD CARSON *Defensive Coordinator* **23rd NFL Season** **Fifth with Rams**



One of the great defensive minds in NFL history, Carson returned to NFL coaching ranks after a two-year hiatus. The former head coach of the Cleveland Browns is in his 23rd year as an NFL coach and 20th as a defensive coordinator. Carson joined the Rams on February 1, 1997, after retiring from coaching in 1995.

Carson has been building dominant defenses since becoming an NFL assistant with the Pittsburgh Steelers in 1971. He served as Pittsburgh's secondary coach for one season before being named defensive coordinator in 1972. Carson became known as the architect of the "Steel Curtain" defense, serving as coordinator for six seasons (1972-77), and winning two Super Bowls (1974-75) during his tenure. In 1976, the Steelers recorded five shutouts and allowed just two touchdowns in their final nine games.

In 1991, Carson began a four-year term as defensive coordinator for the Philadelphia Eagles and put together one of the greatest defensive units in NFL history. The Eagles led or tied for the NFL lead in six defensive categories, and became the fifth team in league history to top the NFL in total defense (221.8 yards per game), pass defense (150.8), and rushing defense (71.0). The Eagles joined the 1954 Cleveland Browns, 1959 New York Giants, 1963 Chicago Bears, and 1975 Minnesota Vikings as teams to accomplish the feat. Only the Eagles and Vikings have claimed the defensive triple crown since the NFL-AFL merger in 1970. The Eagles also led the league in sacks (55), fumble recoveries (22), and tied for the lead in take-aways (48).

Carson was the Rams defensive coordinator from 1978-81. The Rams

defense topped the NFL in fewest yards allowed during his first season, and reached the Super Bowl in 1979. In a 24-0 victory over Seattle on November 4, 1979, Carson's Rams defense set a NFL record by holding the Seahawks to -7 yards total offense.

Carson was defensive coordinator for the Baltimore Colts in 1982, Kansas City Chiefs (1983), and the University of Kansas (1984). Carson was defensive coordinator of the New York Jets from 1985-88.

Carson became the seventh head coach for the Cleveland Browns in 1989, and led the Browns to a 9-6-1 record and a berth in the AFC Championship game. Carson's tenure in Cleveland ended after a 2-7 start in 1990.

Born April 28, 1931, in Freeport, Pa., Leon H. (Bud) Carson, a graduate of Freeport High, was an All-Southern Conference defensive back at the University of North Carolina. Carson still holds the Tarheels' record for punt return yards in a game with 166 against North Carolina State in 1951.

Following a 30-month stint in the Marines, Carson began his coaching career at Scottsdale, Pa., High in 1955. He was a defensive assistant at North Carolina from

1957-64, joining the coaching staff at South Carolina in 1965. Carson became defensive coordinator at Georgia Tech in 1966, and succeeded Bobby Dodd as Tech's head coach one year later. Carson posted a record of 27-27 during his five years as head coach of the Yellowjackets.

Carson's wife Linda is a television news journalist. The Carsons have four children: Dana, Cliff, Gary, and Cathy.

NICK ALIOTTI *Defensive Assistant* **Third Season with Rams**



Aliotti coached safeties, then special teams in his first two seasons with the Rams, having joined the organization in 1995 after 10 years at the University of Oregon. Nick was defensive coordinator and secondary coach in his last two years with the Ducks and also coached outside linebackers, special teams, and assisted with running backs at Oregon. Aliotti began his coaching career at his alma

mater, the University of California at Davis, in 1974 and moved to Oregon as a part-time assistant in 1978-79. He was offensive backfield coach at Oregon State (1980-83) and offensive coordinator at Chico State in 1984.

Aliotti, a native of Pittsburg, Ca. (5/29/54), was a three-year letterman at running back for UC-Davis, from which he graduated with a degree in Education in 1976. Nick earned his Master's degree in Physical Education and Athletic Administration from Chico State in 1990. Aliotti and his wife, Kathryn, have two children, Michael, 15, and Nicole, 12. They live in Ballwin, Mo.

STEVE BROWN
Defensive Assistant
11th NFL Season
Third with Rams



Steve has been a defensive assistant and coached Rams cornerbacks in his first two seasons with the team. He played nine years in

the NFL as a cornerback with the Houston Oilers (1983-90) and San Francisco 49ers (1991). A third-round draft choice (83rd overall) of the Oilers in 1983, Brown was second in the AFC with a 25.6-yard kickoff return average, earning a berth on Pro Football Weekly's all-rookie team as a kick returner.

Steve was a cornerback and kick returner at the University of Oregon from 1978-82. His collegiate career included 78 kickoff returns for a 23.9-yard average. Brown was a two-time all-West Coast selection and earned All-America honorable mention with 70 tackles and three interceptions as a senior.

A native of Sacramento, Ca. (3/20/60), Brown lettered in football, tennis, and track at C.K. McClatchy High. Steve and his wife, Michele, reside in Chesterfield, Mo., with their son, Cole (8/15/96).



JOHN BUNTING

Linebackers

16th NFL Season

First with Rams



Bunting is one of three former Dick Verneil players who are on the coaching staff. He played 11 seasons with the Eagles,

starting 119 of 133 career games, including 95 of 97 games over his final eight seasons. Bunting previously worked four years as an assistant coach with the Kansas City Chiefs, serving as linebackers coach (1995-96) and as defensive assistant (1993-94). Bunting was head coach of Rowan College (1987-92), leading the Profs to back-to-back Division III playoff berths in 1991 and 1992. Prior to coaching at Rowan, Bunting spent one season as defensive ends coach at Brown University (1986). Bunting's first coaching experience came with the USFL's Baltimore Stallions as linebackers coach (1985), one season after playing two years with the Philadelphia Stars of the USFL from 1983-84.

Bunting (7/15/50) is married (Dawn) and has two children, a daughter Kimberly and a son, Brooks. They reside in St. Louis.

DICK COURY

Wide Receivers

20th NFL Season

Sixth with Rams



An offensive football specialist, Coury rejoined the Rams in 1997. Coury, a veteran of seven NFL

teams and three professional football leagues, came to the Rams from the Houston Oilers, where he served one season as offensive coordinator (1994) and final two seasons as offensive assistant/passing game (1995-96). He was instrumental in transforming the Oilers' offense from the Run-and-Shoot to a more conventional-NFL offense. Coury served as tight ends coach for the Minnesota Vikings (1993) and offensive coordinator for the New England Patriots (1991-92). He served his first tour of duty with the Rams (1986-90), coaching quarterbacks. While tutoring QB Jim Everett, Everett twice led the league in touchdown passes and became the first quarterback in Rams' history to throw for 4,000 yards. Before joining the Rams, Coury was head coach for the Boston/New Orleans/Portland Breakers of the USFL from 1983-

85, earning Coach of the Year honors in 1983.

Coury also is in his second stint as wide receivers coach under head coach Dick Vermeil, as Coury coached the same position at Philadelphia (1976-81). Dick coached linebackers at San Diego (1975). Coury spent one season as Head Coach/President of Football Operations for the Portland Storm of the World Football League (1974). His first NFL coaching experience came as wide receivers coach for the Denver Broncos (1972-73). Coury served four years on the collegiate level, as defensive coordinator at Southern California from 1967-69 and as head coach at the inaugural Cal State-Fullerton program from 1970-71. His coaching career began on the high school level at Mater Dei High in Santa Ana, California. Coury's teams posted a nine-year record of 96-9-3. A graduate of Notre Dame, Coury and his wife Bonnie have seven children: sons Mike (10/1/54), Rick (6/6/56), Steve (7/3/57), Rob (10/14/58) and Tim (10/29/63), and daughters Catherine (5/1/60) and Linda (3/7/62). They reside in St. Charles, Mo.

FRANK GANSZ

Special Teams/Offensive Assistant
20th NFL Season
First with Rams



Gansz brought 20 years' NFL experience to the Rams. After serving as assistant head coach/special teams for the Atlanta Falcons from 1995-96, Gansz joined the Rams as an offensive assistant and special teams coach.

In 1986, as assistant head coach/special teams for Kansas City, Gansz put together one of the most explosive special teams units in NFL history. The Chiefs blocked or deflected an NFL record 10 kicks and scored five touchdowns. The special teams helped Kansas City claim its first playoff berth in 15 years by scoring all 24 points in a 24-19 win over Pittsburgh in the season finale. The Chiefs scored touchdowns on a blocked punt, blocked field goal, and 97-yard kickoff return, while adding a field goal.

Gansz served as head coach for Kansas City from 1987-88. He was the Detroit Lions' special teams coach from 1989-93. In

1989, Gansz was named NFC Special Teams Coach of the Year by his peers.

Gansz's NFL coaching career began in 1978 as special teams coach for the San Francisco 49ers. He handled special teams and tight ends for Cincinnati (1979-80), Kansas City (1981-82), and Philadelphia (1983-85) before rejoining the Chiefs in 1986.

After serving as a pilot in the U.S. Air Force for six and a half years, Gansz coached at the Air Force Academy from 1964-66. He also had coaching stints at Colgate (1968), Naval Academy (1969-72), Oklahoma State (1973, 1975), Army (1974), and UCLA (1976-77).

Born in Altoona, Pa. (11/22/38), Gansz prepped at Taylor Allerdice High in Pittsburgh. He played center and linebacker for the Naval Academy and graduated in 1960. Married to Barbara, the couple has two children, Frank Jr., and Jennifer.



PETER GIUNTA *Defensive Backs* **7th NFL Season** **First with Rams**



Giunta (pronounced JUN-ta) is considered one of the brightest young defensive minds in football. He came to the Rams after two seasons with the New York Jets (1995-96). In 1995, the Jets had the top-ranked passing defense in the NFL, allowing just 171.3 passing yards per game. Giunta's defensive unit helped the Jets to 34 takeaways, which tied for second-best in the AFC. He made his NFL coaching debut with the Philadelphia Eagles (1991-94). During that time the Eagles ranked in ten NFL's top 10 in at least one defensive category.

Giunta's coaching career began at Swampscott, Ma., High School, where he coached for three years (1978-80). He moved to the collegiate ranks at Penn State (1981-1983). Giunta was at Brown University (1984-87) as tight end/receivers coach and as offensive coordinator. He was tight end/receivers coach at

Lehigh (1988-90) before joining the Eagles.

Giunta (8/11/56) attended Northeastern University in Boston, where he played running back and defensive back. He and his wife Cindy have one daughter, Christina and one son, John.

CARL HAIRSTON
Defensive Line
22nd NFL Season
First with Rams



Hairston began his NFL coaching career with Kansas City in 1995, serving two years as defensive line coach. In 1995, the Chiefs had one of the most productive defensive lines in the NFL, sending Neil Smith and Dan Saleaumua to the Pro Bowl. Hairston is in his first season with the Rams.


After enjoying a 15-year NFL playing career, "Big Daddy" spent three seasons as a scout with the Arizona Cardinals from 1991-93. He joined Kansas City as a pro personnel scout in 1994.

With 224 regular season

games (184 starts), Hairston played in more games than all but three defensive linemen in NFL history. He registered 1,141 tackles, 94 sacks, and played in 10 postseason playoff games during his career. Hairston, a seventh-round draft choice by Philadelphia in 1976, started all eight seasons with the Eagles (1976-83) and recorded more than 100 tackles five straight years (1977-81). He led the NFC with a career-high 15 sacks in 1979. Hairston played six seasons in Cleveland from 1984-89, closing out his career with Arizona in 1990.

A native of Martinsville, Va. (12/15/52), Hairston was a four-year starter at linebacker and defensive end for Maryland-Eastern Shore, earning all-conference honors three times. He played one season of basketball in college before being graduated with a degree in Physical Education in 1985. Hairston was an All-State football player and won the Virginia state shot put championship as a senior at Martinsville High. Hairston has two children, son Carl Jr., 17, and daughter Crystal, 15.

JIM HANIFAN
Offensive Line
25th NFL Season
First Season with Rams



Arguably one of the top offensive line coaches in the history of professional football, Hanifan

came to St. Louis for the third time, to coach the Rams offensive line. As offensive line coach for the football Cardinals from 1973-78, Hanifan's unit allowed the fewest sacks in the league each of his final five seasons. In 1975, the Cardinals' line allowed just eight sacks, the second lowest total in league history. That type of productivity earned Hanifan the NFL Assistant Coach of the Year Award, voted by coaches in 1977. Following a one-year stint as assistant head coach/offensive line in San Diego (1979), Hanifan came back to St. Louis as head coach (1980-85), posting winning seasons from 1982-84. The nine-win season in 1984 was an NFL high for a Hanifan-coached team, one in which the Cardinals came within a missed field goal of the division title. Jim joined the staff

of the Atlanta Falcons as offensive line coach for three years (1987-89) before moving to the Washington Redskins in the same capacity (1990-96).

Hanifan's long, storied coaching career began as an assistant at Yuba City Junior College in Northern California (1959-61). He was head coach at Charter Oak High School in Covina, Ca., (1962-63). Jim coached at Glendale Junior College (1964-65) and at the University of Utah (1966-69). Over the next two seasons (1970-71), Hanifan handled the passing game at his alma mater, California. He moved to San Diego State (1972) as offensive line coach.

As a player, Hanifan earned All-America honors at Cal, leading the nation in receiving with 44 receptions for 569 yards and seven touchdowns in 1954. He played one season of pro football with the Toronto Argonauts of the Canadian Football League in 1955.

Hanifan (9/21/33) and his wife Mariana have two children: a daughter, Kathleen, and son James. The Hanifans reside in St. Louis.

WILBERT MONTGOMERY

Running Backs
10th NFL Season
First with Rams



A former All-Pro running back for the Philadelphia Eagles, Montgomery is in his first season as a coach. A sixth-round draft choice of the Eagles in 1977, Montgomery played eight seasons with Philadelphia (1977-84) shattering almost all of the Eagles' rushing records and leading the club in rushing six times. Montgomery, who ended his NFL career with Detroit in 1985, holds seven Eagles rushing records, including career attempts (1,465), rushing yards (6,538), attempts in single-season (338 in 1979), most rushing yards in a season (1,512 in 1979), career 100-yard rushing games (26), most 100-yard rushing games in season (8 in 1981) and most touchdowns in game (4). Montgomery gained 1,000 rushing yards in three seasons, including 1979, when he led the league with 2,012 all-purpose yards (rushing, receiving, returns). Montgomery ended his

NFL career with 6,789 yards rushing, 2,502 receiving, 57 touchdowns and two Pro Bowl bids (1978-79).

An outstanding athlete at Abilene Christian University, Montgomery was a four-year starter at running back and set the all-time National Association of Intercollegiate Athletics record for touchdowns with 76. Montgomery also broke the college mark for touchdowns by a freshman with 37 and helped lead the Wildcats to the NAIA Division I National Championship in 1973. He also lettered in track as a sprinter, with bests of :09.6 for 100 yards, :20.8 for the 220, and 25 feet 6 inches for the long jump.

A native of Greenville, Mississippi (9/16/54), Montgomery attended Greenville High. Montgomery earned the Alumni Citation Award by Abilene Christian University in 1979, and was inducted into the inaugural Philadelphia Eagles Honor Roll in 1987 and the College Football Hall of Fame in 1996. Wilbert and wife Patricia, reside in St. Louis.

JOHN RAMSDELL
Offensive Assistant/Quality Control
Third Season with Rams



Ramsdell has been an offensive assistant and coached tight ends in two seasons with the Rams.

He joined the organization in 1995 after coaching receivers from 1983-94 at the University of Oregon.

Ramsdell began his coaching career as receivers coach at San Francisco State in 1976. He served as recruiting coordinator, special teams assistant, and assistant secondary coach at Long Beach State in 1978 before moving to the University of Pacific (1979-82). During his four years at Pacific, Ramsdell worked with the secondary, kicking game, tight ends, and receivers.

Ramsdell is a native of Lancaster, Pa. (8/16/54), and lettered at running back at Manheim Township High. He continued his football career at Springfield College in Massachusetts, where he was a two-year letterman at running back. John and his wife, Brenda, have a son, Christopher,

9, and a daughter, Amy, 7. They live in Ellisville, Mo.

GEORGE WARHOP
Offensive Line
Third Season with Rams



Warhop joined the Rams in 1996 and coaches offensive linemen with Jim Hanifan.

George coached the offensive line at Boston College from 1994-95, developing all-America tackle Pete Kendall. Warhop was offensive line coach at Southern Methodist University in 1993 and offensive coordinator and offensive line coach of the World League London Monarchs in 1991-92. The Monarchs won the World Bowl in 1991. Warhop coached offensive lines at New Mexico (1990-91), Vanderbilt (1987-89), Kansas (1984-86), and Cincinnati (1983).

Warhop (9/19/61) was born in Riverside, California, and attended Rubidoux High. He was a guard at Mount San Jacinto College (1979-80) in Hemet, California, and a center at the

University of Cincinnati (1981-82). George and his wife Lori have a daughter, Chelsea, 1, and live in Wildwood, Mo.

CHRIS CLAUSEN
*Strength and Conditioning
Coordinator*
9th NFL Season
Sixth with Rams



Clausen joined the Rams in 1992 after three years as assistant strength coach of the San Diego Chargers. Clausen graduated from Indiana University in 1980 with a degree in business administration and was in the private sector before joining the San Diego State staff as a graduate assistant coach in 1987. Clausen was a cornerback for Indiana from 1976-79 and played in the Hoosiers' 38-37 win over Brigham Young in the 1979 Holiday Bowl. Born in Evergreen Park, Ill., Chris (2/21/58) is married (Nichole) and lives in St. Louis.

KERRY GOODE
*Strength and Conditioning
Coordinator*
7th NFL Season
First with Rams



Goode joined the Rams after the 1996 season and shares responsibility with Chris Clausen for strength and conditioning of the Rams.

Kerry came to St. Louis from the New York Giants, for whom he was assistant strength and conditioning coach from 1993-96. Prior to joining the Giants, Goode was a regional manager for fitness centers in Alabama from 1990-1991 and was an Associate Athletic Director for compliance at the University of Alabama in 1992.

Goode was a tailback at Alabama from 1983-87 and was the Southeastern Conference Freshman of the Year in 1983. He joined the Tampa Bay Buccaneers as a seventh-round draft choice in 1988 and was with the Denver Broncos and Miami Dolphins in 1989. Kerry's brother Chris played seven seasons with

Indianapolis and a cousin, Antonio Langham, was the Cleveland Browns' first-round draft choice in 1994.

A native of Town Creek, Ala. (7/28/65), Kerry and his wife Pam have a son, Brooks, and live in St. Louis.

LARRY CLERICO
Director of Video Operations
Sixth Season with Rams



Clerico is in his third year in as director of video operations after serving as assistant

video director from 1992-94. Larry was film manager for the UCLA athletic department from 1984-90. Clerico also was a member of the UCLA men's crew team and was honored as most inspirational athlete in a vote of his teammates in 1986. Larry graduated in 1990 with a degree in Economics. The native of Bakersfield, California, is married (Jennifer) and resides in Chesterfield, Mo.

TODD HEWITT
Equipment Manager
19th Season with Rams



Todd began helping his father, Rams retired Senior Equipment Manager Don Hewitt, in the

Rams' equipment department as a pre-teenager and became a full-time employee in 1978. Todd was graduated from the University of California at Riverside in 1978 with a degree in business administration and was a starting third baseman on the 1977 UC-Riverside baseball team that won the national collegiate Division II title. Born in Pasadena, Ca. (10/25/56), Todd is married to Kathy and resides in Ballwin, Mo., with sons Travis, 11, Joshua, 7, and Dalton, 5, and daughter Megan, 3.



PLAYER PERSONNEL



JOHN BECKER

Vice President/Player Personnel
18th NFL Season
Sixth with Rams



Becker coordinates the Rams' professional and collegiate scouting departments. John left the coaching ranks in 1992 to become Rams Director of Player Personnel, working exclusively on college players. He was offensive coordinator of the Seattle Seahawks from 1989-91 and had been a college or professional coach since 1970. As an undergraduate at California State University-Northridge, Becker began coaching at Crespi High in the Los Angeles suburb of Encino. He became head freshmen coach at UCLA in 1970. John was an assistant coach at New Mexico State in 1971 and at New Mexico in 1972-73. He was 17-10-1 as head coach at Los Angeles Valley College from 1974-76, then was offensive coordinator at Oregon for three years. Becker entered the professional

ranks and was with Philadelphia from 1980-83, was quarterbacks coach at Buffalo in 1984, coached the same position with Indianapolis in 1985-86, and was the Colts' offensive coordinator from 1987-88. Becker attended Notre Dame High in Sherman Oaks, Ca. John is married (Kathy) and has two daughters, Kristine and Karen, and a son, John.

KEVIN WARREN

Vice President/Player Programs,
Football Legal Counsel
First Season with Rams



Kevin Warren is in his first season with the Rams as Vice-President of Player Programs and Football Legal Counsel.

Warren will coordinate the Rams' NFL Player Programs, which assists young players in their adjustment to life as a professional athlete. He also will help the players grow as individuals off the field and in all facets of

their lives.

Warren, 33, joins the Rams after spending the last four years as CEO of Kevin F. Warren and Associates, Inc., a firm he established in 1993 that specialized in sports and entertainment consulting. Warren represented numerous professional athletes, entertainers, television broadcasters, including Chris Zorich (Chicago Bears) and perennial All-Pro Will Shields (Kansas City Chiefs).

Since 1995, Kevin has been an adjunct professor of law at the University of Missouri-Kansas City School of Law, teaching a course in sports law. Warren will serve as Of-Counsel with the Kansas City and St. Louis based law firm of Lewis, Rice & Fingersh, L.C.

A former basketball standout at Grand Canyon University in Phoenix, Warren set school record for points scored in two seasons (1,085) while earning National Association of Intercollegiate Athletics academic and athletic All-America honors. After receiving his B.S. degree in 1987, Warren earned his M.B.A. at Arizona State University one year later and his J.D. in 1990 from the University of Notre Dame Law School.

A native of Tempe, Arizona (11/17/63), Warren and his wife, Greta are the parents of a seven-month old daughter, Peri.

CHARLEY ARMEY
Director of Pro Personnel
13th NFL Season
First with Rams



Armey joined the Rams after the 1997 NFL draft and coordinates the Rams' pro personnel department. Armey has been a coach, scout, or administrator on the collegiate and professional levels since 1968.

Charley came to the Rams from the New England Patriots, for whom he was Assistant Director of Player Operations, negotiating with and signing drafted players and free agents, from 1991-93 and Director of College Scouting from 1993-97.

Armey was a scout for the Atlanta Falcons from 1988-90 and a scout for the Green Bay Packers from 1985-87. He served three teams in the USFL, as an

assistant coach and director of Scouting and Personnel for the Denver Gold in 1982-83 and interim head coach of the Gold in 1983; director of player personnel and assistant general manager of the Memphis Showboats in 1984, and defensive coordinator of the Chicago Blitz in 1985.

Arney was a scout for the Buffalo Bills from 1978-82 after 10 years on the collegiate level. He was linebackers coach at North Dakota State in 1968, head coach and athletic director at Montana Tech from 1969-70, defensive coordinator at Montana, 1971-73, and assistant head coach and offensive or defensive coordinator at Colorado State from 1973-78.

Charley, who holds bachelor's and master's degrees from North Dakota State, and his wife, Audrey, have two daughters, Lisa and Kellie, and one grandson, Travis. The Arneys live in St. Louis.



LES MILLER

Director of Player Development
20th NFL Season
Second with Rams



Miller has been involved in professional football in the NFL and World League since 1972. He joined the Rams in August, 1996, working in the area of pro personnel and development.

Les was a scout for the Miami Dolphins from 1972-75 and Director of College Scouting for the Kansas City Chiefs from 1975-87 and the San Diego Chargers from 1987-1989. Miller joined the World League in 1990 and was involved in various capacities, most notably as Director of Football Operations.

Miller coached collegiately at Brigham Young University from 1969-71 and for 13 years on the high school level in Southwest Missouri and Northeast Oklahoma. He is a graduate of Pittsburg State in Kansas and spent two seasons as an infielder in the New York Yankees' farm system.

Les is a native of Miami, Oklahoma. He and his wife Joyce have five children and reside in Chesterfield, Missouri.

JACK FAULKNER
Administrator of Pro Personnel
43rd NFL Season
33rd with Rams



Faulkner's responsibilities with the Rams are representative of six distinguished decades (1949-97) in football by one of the game's most astute minds. Faulkner came into the NFL in 1955 as secondary coach for the Rams after six seasons at the University of Cincinnati. Since joining the Rams 42 years ago, Faulkner has coached or coordinated all areas of defense and was the offensive backfield coach of the 1979 Rams team that won the NFC championship and played the Pittsburgh Steelers in Super Bowl XIV. Faulkner has been head coach, general manager or assistant coach for the San Diego Chargers, Denver Broncos, New Orleans Saints, Minnesota Vikings, and Rams. He was director of player personnel for New Orleans and has been director of pro scouting and assistant general manager for the Rams.

A native of Youngstown,

Ohio, Jack was American Football League Coach of the Year in 1962 with Denver and secondary coach of the Chargers in 1961 when that team set a standing professional record with 42 pass interceptions in 14 games.

Faulkner was inducted into the Youngstown Hall of Fame in 1991 and also is a member of the Curbstone Coaches Hall of Fame in Youngstown.

Faulkner and his wife, Betty, have two children, Cathy and Jon.

BILLY CAMPFIELD
Scout
8th NFL Season
2nd with Rams



Campfield brought an NFL background to the Rams when he joined the staff in July, 1996. He was an 11th-round draft choice at running back out of the University of Kansas by the Philadelphia Eagles in 1978 and played six seasons.

Campfield was with the Eagles from 1978-82 and with the New York Giants in 1983. He played for the Arizona Outlaws of the

U.S. Football League in 1985. Campfield was employed as a public relations executive for the City of San Antonio from 1986-88, then returned to football as tight ends/special teams coach at Sacramento State from 1989-90.

Billy was running backs coach and special teams coordinator at Northern Colorado from 1991-93 and coached running backs at the University of Nevada from 1994-95.

Campfield lettered four years at Kansas, was Second Team all-Big Eight in 1975, and a member of the Philadelphia Eagles' Super Bowl XV team in 1980. William Campfield III was born Aug. 20, 1956, in Las Vegas, Nevada. He graduated from Derby High in Wichita, Kans., has a degree in history from KU, is married (Sharon), and has one son, B.J.

GREG GAINES

Scout

15th NFL Season

6th with Rams



Gaines has been a college scout for the Rams since 1995 after serving as a defensive assis-

tant coach for three seasons. Gaines played nine years in the NFL as a linebacker with the Seattle Seahawks (1981-88) and Kansas City Chiefs (1989). Following his playing career, Gaines entered private business and coached one year (1991) at the Donellson Academy in Nashville, Tenn. Greg earned a degree in Sociology from the University of Tennessee. Gaines attended Dupont High in Hermitage, Tenn. Greg and his wife Gina reside in Memphis, Tenn., with their three children, daughters Jenaleigh, 14, and Kelsey, 9, and son, Justin, 13.

KEVIN McCABE

Scout

4th Season with Rams



McCabe joined the Rams in 1995 as an area scout after working as a volunteer in 1994.

McCabe's coaching career began as assistant football coach at John Muir High School (1985-86 and 1988-89) in Pasadena, Ca. He

also was the school's head junior varsity baseball coach (1987-88) while teaching world history. McCabe served as assistant football coach at Canyon High School (1989-91) in Canyon Country, Ca. while teaching honors history and English.

He then served as strength and conditioning coordinator and assistant football coach at Pomona-Pitzer Colleges in Claremont, Ca. (1991-94). During that time McCabe also coached for the East City Giants in Helsinki, Finland (1993).

McCabe graduated with in 1985 with degree in politics from Princeton University, where he played three years of varsity football. He also was president of the National Football Foundation and Hall of Fame, Pasadena/San Gabriel Valley Chapter (1989-94).

McCabe (3/23/63) and his wife (Anne) have one son, Torin (6/5/97), and reside in Ballwin, Mo.



LAWRENCE McCUTCHEON

Scout
26th NFL Season
24th with Rams



"Clutch" was just that as a running back for eight seasons (1972-79) with the Rams. McCutcheon is the Rams' sec-

ond-ranked all-time rusher with 6,186 yards and first with 687 yards in the postseason. McCutcheon set Rams records in the 1975 NFC divisional playoffs when he carried the ball 37 times for 206 yards as the Rams beat the St. Louis Cardinals 35-23. This is Clutch's 16th season as a scout for the organization, which he rejoined after finishing his playing career with Denver in 1980 and Buffalo in 1981.

McCutcheon (6/2/50) was an all-sport star at Plainview High in his native Plainview, Texas, and a four-year letterman at Colorado State. Lawrence and his wife, Myna, have one son, Marcus, and live in Huntington Beach, Ca. McCutcheon's oldest son, Daylon, is a third-year starting defensive back at the University of Southern California.

DAVID RAZZANO

Scout

Ninth NFL Season

Fifth with Rams



Razzano joined the Rams in 1992 after spending four seasons in the San Francisco 49ers' scouting department. Razzano

worked in several areas with the 49ers, including college scouting, pro personnel, and coordination of the draft. Son of longtime NFL scout Tony Razzano, Dave (7/11/59) was born in Sharon, Pa., and played running back at Sierra Community College in Rocklin, Ca. He was graduated with a bachelor's degree from California State-Hayward. Razzano and his wife Thu live in St. Louis with their son, Matthew, 1.

PAUL (PETE) RUSSELL

Scout

Fourth Season with Rams



Russell became a college scout for the Rams in 1994 after serving as tight ends coach at James Madison University in Harrisonville, Va., in

1993. He was a graduate assistant coach, working with offensive linemen and tight ends from 1990-92 at the University of Arizona. After a standout career in football and baseball at Sacred Heart High in San Francisco, Russell signed a baseball contract with the St. Louis Cardinals and was a catcher in their farm system for four years. Released in 1986, Russell played football one season at City College of San Francisco, then the 1987-88 seasons at Arizona, lining up at fullback, tight end, and nose guard, and earning the Wildcats' Bronko Nagurski (two-way player) award. Russell (10/12/64) has a degree in Sociology and lives in Tucson, Az.

HARLEY SEWELL

Scout

44th NFL Season

34th with Rams



A first-round draft choice as an all-America defensive tackle out of the University of Texas in 1953, Sewell was a guard on the legendary Detroit Lions teams of the 1950s,

earning four Pro Bowl berths and NFL championship rings in 1953 and '57. He finished his playing career with the Rams in 1963 and joined their scouting department the following year. Harley and his wife Jean reside in Arlington, Tex.

HOWARD TIPPETT

Scout

**16th NFL Season
Third with Rams**



Tippett rejoined the Rams this year after 15 years as an NFL coach. He was the Rams' special teams coach in 1992-93 and has an extensive background in college coaching.

Tippett, a 1959 graduate of East Tennessee State, coached four years on the high school level and entered the collegiate ranks in 1963 at Tulane University. He moved to West Virginia in 1966, was at Houston, 1967-69, at West Virginia again in 1970-71, at Wake Forest in 1972 and at Mississippi State in 1973.

Tippett was with the Jacksonville Express of the World Football League in 1974-75, then joined the Washington State staff in 1976 and was at Oregon, 1978-79, and at UCLA in 1980. He also coached at Illinois in 1987.

Howard entered the NFL in 1981 with Tampa Bay, coaching linebackers and special teams through 1986. He was special teams coach at Green Bay from 1988-91.

Born in Tallahassee, Alabama (9/23/38), Howard and his wife Julie have a daughter, Taylor. Howard also has four other daughters, Paige, JoAnn, Terri, and Kimberly. The Tippetts reside in St. Louis.



MEDICAL STAFF



JIM ANDERSON

Head Trainer

14th Season with Rams



This is Anderson's 14th season with the Rams and 16th in the professional ranks, Jim having spent the 1983-84 seasons as head trainer for the Oakland Invaders of the United States Football League before joining the Rams in 1984. Anderson was assistant trainer at the University of Southern California from 1979-82, after graduating from the University of Colorado, for which Jim was student trainer of the football and baseball squads. From Huntsville, Tex., Anderson (9/2/56) spent seven summer training camps as a student assistant for the Houston Oilers. Jim is a certified member of the National Athletic Trainers' Association, a member of the American College of Sports Medicine, and is on the advisory board of the National Academy of Sports Vision. As a member of

the Professional Football Athletic Trainers' Society, Anderson worked with trainers from professional baseball in a nationwide program that encouraged youngsters and teens to wear protective head gear while bicycling, rollerblading and skateboarding.

Jim and his wife, Gretchen, have two daughters and one son, twins Danielle and James, 11, and Sydney Jeanne, 7. They reside in Wildwood, Mo.

RONALD DUBUQUE

Assistant Trainer

Third Season with Rams



DuBuque joined the Rams as an assistant trainer in May, 1995, after serving as head trainer for the St. Louis Blues of the National Hockey League in the 1994-95 season. DuBuque was athletic trainer and travel coordinator for the University of Missouri men's basketball program from 1984-94. Ron has a

master's degree in education from Missouri. He was an assistant trainer in the St. Louis Football Cardinals' training camp in 1980-81. Ron (11/15/59) is married to Treasa and resides in Rock Hill, Mo.

DAKE WALDEN

Assistant Trainer
Fifth Season with Rams



Walden joined the Rams in 1993 after having served as assistant trainer at Stanford University from 1982.

Walden earned a Master's degree in Education from Stanford University and received a Bachelor's degree from the University of Colorado. In addition to his duties at Stanford, Walden assisted the Rams' staff at training camp from 1989-91. Walden is married (Cynthia) and resides in Chesterfield, Mo.

ADMINISTRATION/FINANCE



ADRIAN E. BARR

Vice President/Finance
7th NFL Season
2nd Season with Rams



Adrian joined the Rams in 1996, bringing more than 13 years of accounting experience, including

several years with the Miami Dolphins and the Joe Robbie Stadium Corporation in Miami.

Barr, who is a Certified Public Accountant, was director of finance and administration for Joe Robbie Stadium from 1993-95. She was Comptroller for the Dolphins from 1991-93.

Barr was born in Miami and attended Miami Edison Senior High and graduated from Morgan

State University in Baltimore with a degree in accounting. She received a masters in business administration from Nova Southeastern University in Fort Lauderdale, Fla., in 1994.

Adrian was a staff accountant for the Baltimore Sun newspapers from 1982-84, worked for an advertising agency in Baltimore from 1984-86, and was employed five years as assistant controller for Commodore Aviation in Miami, before joining the Dolphins in 1991. She resides in St. Louis, Mo

JEFF BREWER

Treasurer

12th Season with Rams



Prior to joining the Rams in 1986, Brewer was a manager of the accounting firm of Ernst and Whinney in Newport Beach, California. Jeff played basketball at Cal State-Northridge and received a degree in accounting. Jeff and his wife Linda have a daughter, Jennifer.

JOHN OSWALD

Director of Operations

15th Season with Rams



John coordinates training camp, travel, and day-to-day operations of the Rams.

Oswald grew up in Laguna Beach, Ca., not far from the Rams' headquarters when they were in Southern California. He first served the organization as an intern during summer training camps. After graduating from Biscayne College (now St. Thomas University) in Miami in 1983, Oswald was assistant public relations director of the Rams from 1983-86 and director of public relations from 1987-91. He moved to his present position in 1992. Born in Villa Park, Ca. 7/14/58, John lives in Creve Coeur, Mo.





PHIL THOMAS

Vice President/Marketing

8th NFL Season

2nd Season with Rams



Thomas joined the Rams in 1996 after a successful career on the Western edge of Missouri, most notably as

an executive with the Kansas City Comets' indoor soccer team from 1980-88 and with the Kansas City Chiefs as Director of Promotions from 1989-95.

A native of Chillicothe, Missouri, Phil graduated with a degree in journalism with an emphasis on marketing and advertising in 1975 from the University of Missouri. He was an account executive and Director of Print Sales with *The Examiner*, a newspaper in Independence, Missouri, from 1976-80.

Thomas became Director of Sales for the Comets in 1980 and Director of Marketing in 1983. He was named Vice President and General Manager in 1986. The

Comets led the Major Indoor Soccer League with an average attendance of 13,000 fans a game during this period and set league records in almost every sales and marketing area.

Phil operated The Thomas Promotion group in Kansas City from 1988 until his appointment with the Chiefs. Thomas was charged with overseeing the Chiefs' corporate sponsorships, local media promotions, corporate advertising, and the Chiefs' critically acclaimed gameday atmosphere coordination.

Phil serves on the Marketing and Communications Committee of the St. Louis United Way. He is married (Tracy) and resides in Wildwood, Mo.

BRIAN ULIONE

Vice President/Sales

2nd Season with Rams



Ulione came to the Rams in March, 1996, after serving as general manager of St. Louis' Union Station commercial

real estate development. Brian's responsibilities include overseeing and servicing season ticket sales of Personal Seat Licensees, Club seats, Luxury Suites, the rental of Party Rooms, as well as managing joint venture agreements with the Trans World Dome's concessionaire and catering services.

Ulione also directs the Rams' NFL-licensed mail order merchandise sales.

A native of Paramus, New Jersey, Brian earned a bachelor's degree in Public Administration from Rutgers University in 1976, after which he was involved in the development and management of office buildings, theaters, hotels, and shopping centers as a vice president of the Rosue Company of Columbia, Maryland.

Brian serves on the Marketing Committee of the St. Louis Convention and Visitors Commission and is a Director of Downtown St. Louis, Inc. Brian is a member of the St. Louis Sports Commission and is Co-Chairman of the Mayor's Committee to expand Entertainment and Retail business in downtown St. Louis.

Ulione has a son, Michael, 13, and resides in St. Louis, Mo.

MIKE NAUGHTON *Director of Ticket Operations* *3rd Season with Rams*



Naughton joined the Rams prior to the 1995 season after serving as Director of Ticket

Operations with the Kansas City Royals from 1993-1994. Naughton was the athletic ticket manager at the University of Iowa from 1986-1992 and athletic ticket manager and assistant business manager at Fresno State University (1983-85) and assistant ticket manager and assistant business manager at DePaul University (1980-82).

The native of Chicago (5/7/57) is a 1979 graduate of DePaul with a degree in Accounting. Naughton is married (Michelle) and resides in St. Louis, Mo.

TOM GUTHRIE
Director of Entertainment
13th Season with Rams



Neiman-Marcus

Guthrie joined the Rams in 1985 after being employed in a management supervising capacity of Department

Stores in California and Nevada. Guthrie uses his experience and expertise to enhance the Rams in the business community and is involved with promotions and administration of Rams Cheerleaders and other marketing projects. Guthrie earned a Bachelor of Fine Arts degree from Virginia Commonwealth University in Richmond, Va.

PUBLIC RELATIONS



RICK SMITH
Director of Public Relations
20th NFL Season
Sixth with Rams



Smith joined the Rams in 1992. He was a sportswriter for the San Diego Tribune from 1960-72 and director of public relations for the Golden State Warriors of the National Basketball Association from 1972-74. Rick was an associate editor and staff writer for NFL Properties Creative Services in Los Angeles from 1974-77 and director of public relations for the

San Diego Chargers from 1977-90. He operated Rick Smith & Associates, a PR and marketing company in San Diego, until joining the Rams. In 1997, the Rams' public relations department received the Pete Rozelle Award, presented annually by the Pro Football Writers of America to the outstanding NFL club PR staff. Eric Anthony Smith was born in Los Angeles April 18, 1939, and educated in San Diego. Rick is married (Susan) and has two daughters, Allison, 26, and Courtney, 20. He and his wife reside in Chesterfield, Mo.

STAFF



Pam Benoist
Public Relations



Matt Cady
Tickets



Linda Chubak
Accounting



Marty Collins
Assistant Director of Ticket
Operations



Bill Consoli
Computer Systems
Manager



Suzette Cox
Coaching



Todd Davis
Legal



Lory Fabian
Football Operations



Terri Fenwick
Marketing



Keely Fimbres
Entertainment &
Production Manager



Dr. Bernard T. Garfinkel,
M.D.
Team Internist



Alaine Hanson
Administration



Cindy Jordan
Publications & Promotions
Coordinator



Jean Katzenmeyer
Administration



Ida Kaul
Administration



John Knetzer
Facility Manager



Jim Lake
Equipment Assistant



Russ Lande
Scouting



Essie Leaks
Administration



Duane Lewis
Public Relations
Assistant

STAFF



Matthew Littlefield
Football Operations



Dr. James F. Loomis, M.D.
Team Internist



Lorie Maginn
Accounts Payable



John Mancini
Merchandise



Ken Mayweather
Maintenance



Heather McAdoo
Executive Suites
Coordinator



Marci Moran
Community Relations
Coordinator



Anne Morgan
Receptionist



Michael Moynour
Executive Services



Scott Parker
Field Superintendent



Barbara Perry
Accounting



Janice Pipp
Payroll Manager



Debbie Pollom
Player Personnel



Eliana Reece
Entertainment



Christine Romano
Administration



Rob Ross
Tickets



Dr. Robert Shively, M.D.
Team Orthopedic
Surgeon



Stephanie Snow
Administration



Karibeth Tamme
Administration



Jason Thomas
Equipment

STAFF



Ed Tumbarello
Tickets



Cari Varble
Tickets



Mario Wayne
Community Relations



Roger Weismiller
Sales Executive



Michelle Williamson
Marketing Manager



Dr. Rick W. Wright, M.D.
Team Orthopedic
Surgeon



Tony Wyllie
Assistant Director of
Public Relations



Rob Zagame
Assistant Video Director



ALLISON H. COLLINGER *Executive Director, St. Louis Rams Foundation*

Collinger joined the Rams this year to administer the newly created St. Louis Rams Foundation, assist in planning special events and help with various ownership projects. Prior to her appointment, she was an active member of the group that brought the Rams to St. Louis and was instrumental in helping the team develop a strong community relations program. Formerly a vice president of Fleishman-Hillard, Inc., she brings more than 8 years of experience in public and community relations, and serves on numerous charitable boards. Collinger holds a B.A. from Trinity University in San Antonio, TX., and is a graduate of the 1996-1997 Leadership St. Louis program. She and her husband, Doug, have a son, Benjamin, 1.



St. Louis **RAMS** FOUNDATION
First and Third City Partners

WHAT TO LOOK FOR IN 1997

The **Rams** celebrating their 60th year of professional football.

The **Rams** extending their club record streak of 16 consecutive home sellouts.

The **Rams** producing an All-Rookie Team performer for the sixth consecutive season. Sean Gilbert (1992), Jerome Bettis (1993), Wayne Gandy and Keith Lyle (1994), Kevin Carter (1995) and Tony Banks and Eddie Kennison (1996) have been honored in the last five seasons.

Tony Banks moving into the Rams' Top 10 in career passing yards. He enters the season with 2,544. Within reach are Parker Hall (4,013), Chris Miller (4,727) and James Harris (5,220).

Issac Bruce moving up the list Rams' career list of receptions. He enters the seasons with 224. Within reach are Jim Benton (275), Jim Phillips (316), Jack Snow (340) and Elroy Hirsch (343).

Issac Bruce moving up the Rams list of career receiving yards. He enters 1997 with 3,391. Within reach are Bob Boyd (3,611), Jim Benton (4,566) and Jim Phillips (4,708).

Issac Bruce extending his streak of 43 consecutive games with at least one reception.

Issac Bruce becoming the first Rams' receiver to post three consecutive 1,000-yard seasons since Henry Ellard 1989-91.

Issac Bruce moving up the list of Rams' career 100-yard receiving games. He enters 1997 tied for fifth all-time with 14. Within reach are Bob Boyd (15), Tom Fears (16) and Elroy Hirsch (21).

Issac Bruce setting the NFL record for receptions and receiving yards after first four seasons. He needs 85 receptions to surpass Andre Rison's mark of 308 (1989-92) and 1,491 receiving yards to break Jerry Rice's mark of 4,881 (1985-88).

Eddie Kennison improving his total of two 100-yard receiving games.

Eddie Kennison leading the NFC in punt return average.

Todd Lyght scoring a defensive touchdown for the fourth straight season.

Todd Lyght posting his second consecutive 100-tackle season.

Todd Lyght extending his streak of 48 consecutive starts. He is the only Rams' defensive player to start every game the past three years.

Leslie O'Neal improving his standing to ninth on the all-time NFL sack list. He enters the 1997 season with 112.5 sacks.

Leslie O'Neal extending his team-high consecutive starting streak of 73.

Anthony Parker moving out to a fourth-place tie on the NFL's list of most defensive touchdowns. Parker enters 1997 with seven. Within reach are Erich Barnes and Bobby Bell (eight each) and Ken Houston (10).

Roman Phifer recording more than 100 tackles for the third straight season.

Lawrence Phillips improving his total of two 100-yard rushing games.

Toby Wright scoring a defensive touchdown for the fourth straight season.



VETERANS

VETERANS' BIOGRAPHIES



TONY BANKS

QB

RAM FACTS

6-4	215
4/5/73	2nd Year
Michigan State	D2A --1996
Hoover H.S.	San Diego, Ca.

Games, Starts: 1996- 14,13
Career- 14,13; Consecutive- 14,13
Signed through 1998

Only Seattle's Rick Mirer (2,833 in 1993), Carolina's Kerry Collins (2,727 in 1995) and Seattle's Jim Zorn (2,571 in 1976) have passed for more yards than Banks as a rookie.

Pro: Accurate passer with young, strong arm...only three signal callers have thrown for more yards than Banks in first NFL season...took over the Rams' offense in Game 4 at Arizona to start final 13 starts and post 5-8 mark as a starter, including 3-1 record last month of season...only rookie starting quarterback in NFL last season...first of two Rams' second-round selections and first quarterback selected in 1996 NFL Draft (42nd overall). **1996:** Named to *College* and *Pro Football Newsweekly*, *Football News* and *Pro Football Weekly* All-Rookie teams...threw for more than 2,500 yards by com-

pleting 192 of 368 passes (52.2%) with 15 touchdowns in 14 games...also ranked third on club in rushing with 212 yards on 61 attempts...has thrown at least one touchdown pass in 10 of 13 NFL games...threw first NFL touchdown, 46-yarder to WR Isaac Bruce in Game 4 at Arizona...ended game by completing 10 of 18 passes for 186 yards and three touchdowns...became first Rams rookie to throw three touchdown passes in one game since Jim Everett against New England in 1986...established club record for most passing yards by rookie quarterback and recorded first

300-yard passing game by throwing for career-high 353 yards in Game 8 at Baltimore...performance came one week after earning first victory as starter in Game 7 against Jacksonville...matched career-high in touchdown passes by hooking up with WR Eddie Kennison three times, including career-long 72-yarder in Game 15 at Atlanta...averaged 27.6 yards per completion and completed 68.8% of passes to end game with season-high passer rating of 124.9...was on pace to break almost all of club's rookie passing records but suffered an elbow injury in second quarter in season finale against New Orleans.

College: Left Michigan State ranked third on career record list with 60.7 pass completion percentage, fourth on Spartans' all-time charts with 4,129 yards passing and fifth with 301 comple-

tions...threw for more than 200 yards 11 times during college career and completed at least 60% of his passes in 13 of 19 games...transferred to Michigan State after standout career at Mesa Junior College (1992-93) in San Diego...telecommunications major.

Personal: Born Anthony Lamar Banks in San Diego, Ca...lettered in football, basketball, and baseball for the Cardinals of Hoover High in San Diego....same alma mater of baseball legend Ted Williams...signed letter of intent to play at Utah State but elected to play baseball in the Minnesota Twins organization after high school...played rightfield for the Twins' Class A Fort Myers, Fl. team before suffering career-ending rotator cuff injury...cousin of former NFL All-Pro linebacker Chip Banks...single...resides in St. Louis, Mo.

BANKS' RAMS STATISTICS

Year	G,S	Att.	Comp.	Passing			Int.	LG	Rating
				Yards	Pct.	TD			
199614,13	368	192	2,544	52.2	15	15	77t	71.0

Single Game Highs

Att. - 40 @ Baltimore (10/27/96)
 Comp. - 26 @ Baltimore (10/27/96)
 Yds. - 46 vs. Jacksonville (10/20/96)
 Pct. - 68.8 @ Atlanta (12/15/96)
 LG - 77t @ Atlanta (12/15/96)
 Sacks - 6 (twice) vs. Carolina (11/17/96)
 300-yd. passing games - 2 Last @ Atlanta (12/15/96) (304)

Rushes - 10 @ Atlanta (12/15/96)
 Yards - 353 @ Baltimore (10/27/96)
 LG - 22 vs. Jacksonville (10/20/96)
 TD - 3 (twice) Last @ Atlanta (12/15/96)
 Int. - 2 (3 times) Last @ Pittsburgh (11/3/96)

BANKS' GAME BY GAME STATS
1996

	Opponent	Att.	Comp.	Yards	Pct.	TD	Int.	LG	Sacks/ Yards
9/1	Cincinnati	DNP							
9/8	@ San Francisco	17	6	69	35.3	0	0	22	4(19)
9/22	Washington	DNP							
9/29	@ Carolina	17	10	186	58.8	3	1	49t	2(24)
10/6	San Francisco	33	18	174	54.5	1	2	25	5(37)
10/13	@ Carolina	29	15	163	51.7	1	1	28	4(40)
10/20	Jacksonville	17	9	129	52.9	1	1	42	2(8)
10/27	@ Baltimore	40	26	353	65.0	1	2	55	5(29)
11/3	@ Pittsburgh	35	16	184	45.7	0	2	30	6(47)
11/10	Atlanta	24	15	188	62.5	2	0	23	1(3)
11/17	Carolina	33	14	160	42.4	1	1	37	6(39)
11/24	Green Bay	37	17	170	45.9	1	1	22	3(5)
12/1	@ New Orleans	23	11	231	47.8	1	1	70	1(11)
12/8	@ Chicago	38	20	194	52.6	0	1	36	2(12)
12/15	@ Atlanta	16	11	304	68.8	3	1	77t	2(13)
12/21	New Orleans	9	4	39	44.4	0	1	15	4(19)



61 BERN BROSTEK

C

RAM FACTS

6-3 300
 9/11/66 8th Year
 Washington D1 -- 1990
 Iolani H.S. Honolulu, Haw.
 Games, Starts: 1996- 16, 16
 Career- 104,84; Consecutive- 35,35
 Signed through 1998

With limited weight facilities on the big island of Hawaii, Bern converted his garage into a weight room for his offseason training. Running on the beach and body surfing are also part of his conditioning program.

Pro: Durable, consistent starter as an anchor on the offensive line...was Rams' first round pick (23rd overall) in 1990 NFL Draft...has played in 96 of a pos-

sible 104 games during seven-year NFL career. **1996:** Played and started all 16 games...started first three games at left guard before switching back to center

for final 13 games...marked first time since 1991 that Brostek was not starting center...started at center and helped Rams' offense produce 480 total yards in win at Atlanta 12/15...Received game ball from coaches against Atlanta 11/10 after helping Rams to highest rushing total (279) since producing 299 yards against Tampa Bay 11/25/84...left Pittsburgh game in third quarter with pinched nerve in neck, but came back to start the following week. **1995:** Started 16 games at center and did not miss snap in 14 games...received offensive game ball from coaches after helping Rams control the ball for 35:38, including 21:33 in second half against Chicago 9/24...helped offensive line enjoy best game of the season against Atlanta 10/12 in which Rams recorded season-high 451 yards total offense, including 133 rushing against Falcons...took out two blitzing Falcons with devastating block to set up nine-yard touchdown pass from Chris Miller to Issac Bruce in second quarter. **1994:** Made 10 starts at center...suffered fractured right fibula in third quarter against Green Bay and missed six games, ending a streak of 42 consecutive games...had missed just

two games in previous four seasons combined...Rams posted four consecutive 100-yard games before injury but only one after. **1993:** Made every snap from center...helped Jerome Bettis record seven 100-yard rushing games and 1,429 yards...leader of line that allowed Bettis to become eighth rookie in NFL history to rush for more than 200 yards in game with 212 against New Orleans 12/12. **1992:** Moved back to college position of center...missed just one series (lost contact lens vs. Atlanta 12/27) all season. **1991:** Opened season as club's starting left guard, replacing Tom Newberry, who became Rams' starting center...started first four games at left guard before suffering ankle injury in game at San Francisco 9/22...missed two games (Green Bay 9/29 and San Diego 10/13)...returned to play reserve role in next six games...started last four games of season at left guard. **1990:** Played on kickoff and conversion units...backup at both center and guard during rookie season...recipient of Carroll Rosenbloom Award which honors club's Rookie of Year...made NFL debut as club's starting right guard in regular sea-

son opener at Green Bay 9/9.

College: All-America First Team selection at center by The Sporting News and First-Team All-Pac 10 as senior at Washington...winner of Morris Trophy, given to conference's top offensive lineman...received player of game honors in four of Huskies' first eight games in '89...began collegiate career at guard before moving to center after redshirt freshman year (1985)...college teammate of Rams' defensive tackle D'Marco Farr.

Personal: Bern Brostek was born in Honolulu, Hawaii...all-state performer in football at Iolani High School in Honolulu...lettered in wrestling and track...won state unlimited wrestling championship his senior year and took state shotput and discus titles in junior and senior years...hobbies are surfing and scuba diving...married (Daylynn)...couple resides in Kawaihae with son, Shane (6/1/93) and daughter Oriana (7/17/96).

Games Played, Started: 1990 (16, 2), 1991 (14, 8) 1992 (16,16) 1993 (16,16) 1994 (10,10) 1995 (16,16), 1996 (16,16)



The Rams' TWA Charter has a nose for football.



80 ISAAC BRUCE

WR

RAM FACTS

6-0	188
11/10/72	4th Year
Memphis State	D2A -- 1994
Dillard H.S.	Fort Lauderdale, Fl.

Games, Starts: 1996- 16, 16

Career- 44,32; Consecutive- 16, 16

Signed through 2000

Isaac is very active in the St. Louis community. He adopted Bruce Elementary School and is also the celebrity chairman of Schools Now, a pro-education fundraising campaign to raise one million dollars for schools in the metro St. Louis area. As a result of his involvement with Schools Now, Isaac donated more than \$20,000 to Childhaven, an educational facility serving children with behavior and communication disorders, and serves on Childhaven's Board of Directors. In the first year of his touchdown donation program, Bruce generated more than \$10,000 for Childhaven.

Pro: One of the premier wide receivers in NFL...no player in league history has caught more passes in first three NFL seasons (224), surpassing Andre Rison (215, 1989-91), Sterling Sharpe (212, 1988-90 with Green Bay) and former Ram Tom Fears (212, 1948-50)...did not catch pass in first game as rookie, but has at least one in every game since for a streak of 43...received overdue recognition with first Pro Bowl invitation in 1996, becoming first Rams' receiver since Henry Ellard in 1989 and first Rams since Jerome Bettis in 1994...1995 and 1996 recipient of

Daniel F. Reeves Memorial Award, given to club's MVP...joined DE Jack Youngblood (1975-76) and Eric Dickerson (1983-84) as only players in club history to be honored with the award in back-to-back seasons...in only three seasons, ranks eighth on Rams' all-time receptions (224), ninth in career receiving yards (3,575) and tied with Jim Phillips for fifth in career 100-yard receiving games (14)...only Jerry Rice (3,575) and John Jefferson (3,431) have recorded more yards in their first three seasons...1994 recipient of Carroll Rosenbloom Award, voted

Rams rookie of the year by Orange County Sports Association and Southern California Sports Broadcasters Association...first of three second round draft selections by Rams in 1994 NFL Draft (33rd overall). **1996:** Led team with 84 receptions and entire NFL with 1,338 yards...became first Rams receiver since Henry Ellard in 1990 and 1991 to post back-to-back 1,000-yard receiving seasons...first Ram to lead league in receiving yards since Ellard in 1988...joined Tom Fears (1949-50) and Ellard (1989-91) as only receivers in Rams' 60-year history to post consecutive 1,000-yard receiving seasons...averaged 15.9 yards a catch with seven touchdowns and recorded five 100-yard receiving games...hauled in season highs in receptions twice with 11 in Game 3 vs. Washington and Game 8 at Baltimore with a career-high 229 yards...marked NFC's best single-game receiving performance of the season...threw first NFL pass, a 15-yarder to WR Jermaine Ross in Game 15 at Atlanta...capped season with seven receptions for 104 yards in Pro Bowl. **1995:** In first year as a starter enjoyed best ever season by a Rams' receiver and second greatest receiving season in NFL

history with 1,781 yards on 119 catches...trailed only San Francisco's Jerry Rice (1,848) after breaking former Houston Oiler Charley Hennigan's 34-year old record of 1,746 set in 1961... 119 catches rank fifth on the NFL's all-time single season reception list...shattered four Rams' single-season records, including most receiving yards (1,781), most receptions (119), most consecutive 100-yard receiving games (6) and most 100-yard games (9)...tied for second (Harold Jackson, 1973) for most touchdown receptions by a Ram in one season (13) and for second (Willie Anderson in 1989) for most receptions in one game (15)...first player in NFL's 76-year history to record three consecutive games with at least 170 receiving yards (181, 191, 173 in Games 6-8)... ended the season as the Rams leading scorer with 80 points...won many accolades, including *USA-Today's* All-Joe team, All-Madden, Carroll Rosenbloom Memorial Award (team MVP), Fox's Terry Award for Best Second Year Player and All-Pro by *Pro Football Weekly* and *Sports Illustrated*... only player in NFL to earn both Offensive and Special Teams Player of the Week in 1995...finished second in the

NFL in receiving yards, fourth in receptions and in total yards from scrimmage (1,798)...first career start in season opener at Green Bay and made back-to-back plays to help the Rams win 17-14...blocked and recovered a Craig Hentrich punt to set up his 23-yard touchdown reception on the next play...was named the NFC Special Teams Player of the Week...logged first 100-yard receiving game of career in Game 3 at Carolina, with five receptions for 100-yards...scored 14 of the team's 18 points in Game 5 at Indianapolis after recording first multi-touchdown game NFL career and first two-point conversion of career...had 10 receptions for 191 yards and two touchdowns in Game 6 against Atlanta...took home NFC Offensive Player of the Week honors and was the first Rams' player ever to be named the Miller Lite Player of the Week...recorded nine receptions for 173 yards against San Francisco the following week to earn NFC Offensive Player of the Month honors...became first receiver in NFL to reach the 1,000-yard receiving mark and first player since Jerry Rice in 1990 to record 1,000 receiving yards in season's

first nine games...established team record with six consecutive 100-yard games against Carolina in Game 11, breaking Hirsch's record of five in 1951 by making nine receptions for 110 yards and one touchdown...streak was snapped one short of NFL record the following week at Atlanta when he recorded seven receptions for 91 yards...broke two team records and tied another with his eighth 100-yard game of the year (9 for 136 yards) in Game 14 against Buffalo...broke Ellard's single season reception mark and Hirsch's single season receiving yardage mark...became 12th player in NFL history and first Ram with 100 receptions in one season by catching a team-high nine receptions for 68 yards in Game 15 against Washington...closed season by posting 15 receptions for 210 yards and one touchdown versus Miami...the 15 receptions were the most by a NFL receiver in one game in 1995. **1994:** Ended season with 21 receptions for 272 yards to rank seventh on team despite playing in only 12 games...also saw action on special teams...missed last four games after spraining right knee at San Diego 11/27...placed on injured reserve on 12/9...first NFL recep-

tion was 34-yard touchdown from quarterback Chris Miller in Week 2 at Atlanta 9/11...tied Pittsburgh's Charles Johnson for third behind Cincinnati's Darnay Scott (5) and Atlanta's Bert Emmanuel (4) among rookie receivers in touchdown receptions...had first carry of career for two yards in Week 13 at San Diego 11/27.

College: Attended West Los Angeles and Santa Monica Junior College before transferring to Memphis State in 1992...ended collegiate career with 113 receptions for 1,586 and 15 touchdowns...had team-high 42 catches for 677 yards and seven touchdowns in 1991...physical education major.

Personal: Born Isaac Isidore Bruce in Ft. Lauderdale, Fl...attended Dillard High in that city...as senior, was All-City selection while leading team to 1989 Florida State 5A Championship...finished year with 39 catches for 644 yards (16.5 avg.)...holds high school's record for most receptions and most yards receiving...has 14 brothers and sisters and is 13th of 15 children...cousin of Detroit Lions' Derrick Moore...was Rams' spokesperson for United Way in 1996...donated \$3,500 to Childhaven (\$500 for every touchdown reception)...nicknamed "Reverend Ike" because he wants to be a minister after playing career...single...spends offseason in Ft. Lauderdale and Memphis, Tn.

BRUCE'S RAMS STATISTICS

Pass Receiving

Year	G,S	No.	Yards	Avg.	LG	TD
1994	12,0	21	272	13.0	34t	3
1995	16,16	119	1,781	15.0	72	13
1996	16,16	84	1,338	15.9	70	7
Total	44,32	224	3,391	15.1	72	23

Single Game Highs

Rec. - 15 vs. Miami (12/24/95)

Yards - 229 @ Baltimore (10/27/96)

LG - 72 at Indianapolis (10/1/95)

TD - 2 (four times) Last @ Arizona (9/29/96)

100-yd Receiving games: (14) Last @ New Orleans (4-112)

200-yd Receiving games: (2) Last @ Baltimore (10/27/96)

Additional Statistics: 1 rush for 2 yards (1994), 3 for 17 (1995), 1 punt return for 52 yards (1995), 1 pass completion for 15 yards. (1996)

Two Point Conversions: 1 vs. Atlanta (10/12/95)

BRUCE'S GAME BY GAME STATS

1994

Pass Receiving

Date	Opponent	No.	Yards	Avg.	LG	TD
9/4	Arizona	0	0	0.0	0	0
9/11	@ Atlanta	2	37	18.5	34t	1
9/18	San Francisco	2	24	12.0	17	0
9/25	@ Kansas City	1	12	12.0	12	0
10/2	Atlanta	1	16	16.0	16	0
10/9	@ Green Bay	2	21	10.5	16	0
10/16	N.Y. Giants	1	19	19.0	19t	1
10/23	@ New Orleans	3	44	14.7	19t	1
11/6	Denver	2	20	10.0	13	0
11/13	L.A. Raiders	4	48	12.0	14	0
11/20	@ San Francisco	2	18	9.0	10	0
11/27	@ San Diego	1	13	13.0	13	0
12/4	New Orleans		Injured			
12/11	@ Tampa Bay		Injured			
12/18	@ Chicago		Reserve/Injured			
1/2/94	Washington					
Total		21	272	13.0	34t	3

1995

Pass Receiving

Date	Opponent	No.	Yards	Avg.	LG	TD
9/3	@ Green Bay	4	55	13.8	23t	1
9/10	New Orleans	3	50	16.7	33t	1
9/17	@ Carolina	5	100	20.0	37	0
9/24	Chicago	6	83	13.8	23	0
10/1	@ Indianapolis	8	181	22.6	72	2
10/12	Atlanta	10	191	19.1	59t	2
10/22	San Francisco	9	173	19.2	53	0
10/29	@ Philadelphia	9	105	11.7	26	1
11/5	@ New Orleans	8	135	16.9	55	1
11/12	Carolina	9	110	12.2	26	1
11/19	@ Atlanta	7	91	13.0	21	0
11/26	@ San Francisco	2	24	12.0	21t	1
12/3	@ New York Jets	6	69	11.5	26	2
12/10	Buffalo	9	136	15.1	38	0
12/17	Washington	9	68	7.6	15	0
12/24	Miami	15	210	14.0	31	1
Total		119	1,781	15.0	72	13

1996

Pass Receiving

Date	Opponent	No.	Yards	Avg.	LG	TD
9/1	Cincinnati	4	40	10.0	18	0
9/8	@ San Francisco	4	52	13.0	22	0
9/29	@ Arizona	4	117	29.3	49t	2
10/6	San Francisco	4	56	14.0	25	0
10/13	@ Carolina	3	24	11.3	18	0
10/20	Jacksonville	2	30	15.0	16	0
10/27	@ Baltimore	11	229	20.8	55	1
11/3	@ Pittsburgh	7	108	15.4	30	0
11/5	@ New Orleans	8	135	16.9	55	1
11/10	Atlanta	5	91	18.2	23	1
11/17	Carolina	4	59	14.8	37	0
11/24	Green Bay	6	53	8.8	17	1
12/1	@ New Orleans	4	112	28.0	70	1
12/8	@ Chicago	6	87	14.5	32	0
12/15	@ Atlanta	2	37	18.5	29	0
12/21	New Orleans	7	97	13.9	22t	1
Total		84	1,338	15.9	70	7



93 KEVIN CARTER

DE

RAM FACTS

6-5	280
9/21/73	3rd Year
Florida	D1 -- 1995
Lincoln H.S.	Tallahassee, Fl.

Games, Starts: 1996- 16, 16

Career- 32,32; Consecutive- 32,32

Signed through 2000

Kevin has not always been a picture perfect athlete. He was cut from the Lincoln High junior varsity football team as a freshman, because he was short, fat and uncoordinated. Kevin played the saxophone in the band instead. After sprouting up from 5-9 to 6-2, Kevin made the football team as a sophomore and later established a single game school record with 27 tackles that still stands today. Playing the sax is now just a hobby.

Pro: Emerging star on Rams' defensive line...has recorded 15.5 quarterback sacks in two NFL seasons...has already recorded two safeties in two-year NFL career, one shy of club record...honored by teammates and coaches as 1995 Carroll Rosenbloom Award recipient, signifying Rams' rookie of year...first defensive player selected in 1995 NFL Draft (sixth overall)...first Florida defensive player selected in first round by Rams since Jack Youngblood in 1971. **1996:** Started 16 games at left defensive end...ended season with career-high 65 tackles...led team in quarterback sacks with career-high 9.5...also tied with

DE Leslie O'Neal for team lead in tackles for loss with seven...second on squad with 20 quarterback pressures...forced team-high four fumbles and recorded three multi-sack games...recorded season and career-high nine tackles in season finale against New Orleans 12/21...threw Brett Favre for seven-yard sack in second quarter against Green Bay 11/24. **1995:** Started all 16 games...became first rookie defensive player to start opening day since DT Sean Gilbert in 1992...finished second on team with six sacks...tied for second on team (Gilbert) with 15 quarterback pressures and 50 tackles...posted 32 tackles, four

sacks and eight tackles for loss in second half of season...received All-Rookie Team honors by *Football News* and *College and Pro Football Newsweekly*...ranked second in sacks in NFL among rookies, trailing only Hugh Douglas (Jets) who had 10...received defensive game ball from coaches against N.Y. Jets 12/3 after recording six tackles, one sack and team-high three tackles for loss...sacked Boomer Esiason for first career safety...made first start of career against Green Bay 9/3 and registered first sack by throwing Brett Favre for 10-yard loss in first quarter.

College: Three-year starter at left defensive end for Florida...played in all 47 games during four-year career, starting 37...finished with 203 tackles, 21.5 sacks and 39 tackles for loss...First Team All-America choice by *Football News*, *Sporting News* and *Poor Man's Guide to NFL Draft* as senior...First Team All-Southeastern Conference pick final two years...posted 66 tackles, 11.5 sacks and 21.5 tackles for loss, all

career-highs, as senior...made first start against Syracuse (9/21/91), becoming first true freshman to start for Gators on defensive line since 1979...zoology major.

Personal: Born Kevin Louis Carter in Miami, Fl...earned *Parade Magazine* All-America honors as senior at Lincoln High in Tallahassee...rated one of top 10 prep players in nation by *Dallas Morning News* and one of top two inside linebackers by *Super Prep Magazine*...set school record with 27 tackles in game...also lettered in basketball...graduated with 3.75 grade point average and named Student-Athlete of Year at Lincoln High...member of Lincoln's Crime and Drug Prevention Task Force and President of Fellowship of Christian Athletes at Florida...member of the 1996 Rushmen, who attempted to "sack homelessness" with more than \$60,000 performance donation to benefit the St. Patrick Center...plays saxophone and golf...plans to be pharmacist after football career...married (Shima)...resides in Chesterfield, Mo.

CARTER'S RAMS STATISTICS

Year	G,S	Tackles			Sacks	
		Solo	Asst.	Total	No.	Yards
1995	16,16	35	15	50	6	23
1996	16,16	41	24	65	9.5	71.5
Total	32,32	76	39	115	15.5	94.5

Single Game Highs

Total tackles – 9 vs. New Orleans (12/21/96)

Solo – 5 (twice) Last vs. New Orleans (12/21/96)

Sacks – 2 @ Arizona (9/29/96)

Safety – 1 (twice) Last vs. Green Bay (11/24/96), sacked Brett Favre in end zone.

Additional Career Statistics: Forced fumbles: 6, 2 (1995); 4 (1996); Fumble recoveries: 2, 1 (1995), 1 (1996).



89 HAYWARD CLAY

TE

RAM FACTS

6-3	260
7/5/73	2nd Year
Texas A & M	D6B --1996
Snyder H.S.	Snyder, Tx.

Games, Starts: 1996- 11, 4

Career- 11, 4; Consecutive- 11, 4

Signed through 1997

During the offseason, Hayward returned to Texas A&M to continue pursuit of his college degree. He has 12 hours of course work remaining before earning his degree in economics.

Pro: Young, physical player, primarily used as a blocker...one of two sixth-round draft selections by Rams' in 1996 (Derrick Harris). **1996:** Saw action in 11 games, with four starts...had career-high four receptions for 51 yards, including long of 34 yards, at New Orleans 12/21 to

set up touchdown... saw action in first game of season opener against Cincinnati 9/1...made first career start against Jacksonville 10/20...made first receptions of NFL career at Baltimore 10/27, catching two passes for eight yards...performed on special teams in eight games, recovering

one fumble at New Orleans 12/1.

College: Earned second-team All-Southwest Conference selection by Associated Press, Houston Chronicle and Austin American Statesman during senior season at Texas A&M, starting every game except one when the Aggies opened the game with three wide receivers...caught career-high 19 passes for 235 yards and three touchdowns in final year...used primarily as blocker, played in 42

games, starting 13, catching 30 passes for 391 yards and three touchdowns...agricultural economics major.

Personal: Born Hayward John Clay in Synder, Tx...lettered in football and basketball for Tigers of Synder High...was used mostly as blocker in run-oriented offense...oldest of seven siblings...single...resides in College Station, Tx.

CLAY'S RAMS STATISTICS

Pass Receiving

Year	G,S	No.	Yards	Avg.	LG	TD
1996	11,4	4	51	12.8	34	0

Single Game Highs

Rec. - 2 @ Baltimore (10/27)

Yds. - 34 @ New Orleans (12/1)

LG - 34 @ New Orleans (12/1)

Additional career statistics: Fumble recoveries: 1 (at New Orleans (12,1))



DE Kevin Carter sacked 1996 NFL MVP Brett Favre in Game 12.



84 ERNIE CONWELL

TE

RAM FACTS

6-1	265
8/17/72	2nd Year
Washington	D2B --1996
Kentwood H.S.	Kent, Wa.

Games, Starts: 1996- 10, 8
Career- 10, 8; Consecutive- 10, 8
Signed through 1999

Ernie traveled to Atlanta to compete at the U.S. Olympic trials in the shot put on June 14-15, 1996. Ernie became the second member of the Conwell family to qualify for the trials. His sister, Pauline, competed in the shot put in 1972.

Pro: Versatile athlete with great strength and soft hands...powerful blocker and dangerous receiver...productive in many phases, having played tight end, H-back, fullback and long snapper...was Rams second selection in second round (59th overall) in 1996 NFL Draft. **1996:** Appeared in 10 games with eight starts before missing last four games due to surgery on right ring finger...was one of six rookies to start on Rams' offense...ended season with 15 receptions for 164 yards...also made two tackles and one fumble recovery on special teams...earned first NFL start at fullback in Game 4 at Arizona 9/29...caught first two NFL receptions for 22 yards against San

Francisco 10/6...marked first start at tight end, filling a void when Troy Drayton was traded to Miami ...handled long snapping duties before injuring finger against Pittsburgh 11/3...inactive against Atlanta 11/10 after having surgery on finger...returned to action against Carolina 11/17...responded by tying for team lead with four receptions for 54 yards, including career-long 26-yard reception to set up second quarter touchdown...recorded career-high five receptions for 53 yards against Green Bay 11/24...played fullback in preseason...moved to tight end after season opener.

College: Received First Team All-Pac Ten recognition after fin-

ishing third on team with 24 receptions for 343 yards and two touchdowns...closed out career with four receptions for 71 yards and 20-yard touchdown against Iowa in Sun Bowl...also four-year standout for Husky track team...qualified for NCAA Championships in shot put and received All-America honors with throw of 61-1 1/4 in 1995...graduated with degree in sociology and minor in social studies.

Personal: Born Ernest Harold Conwell in Renton, Wa....earned letters in football, track, wrestling and basketball at Kentwood High in Kent, Wa..was All-South Puget

Sound League choice as tight end and defensive end as senior...guided Conquerers to 33-6 record during three-year career...won state Class AAA shot put title as junior and senior...youngest of nine children (five brothers, three sisters)...sister, Pauline, competed in 1972 USA Olympic Trials in shot put...family competes on Washington stock car circuit as Conwell Race Team...Ernie is a spokesperson for the Boy Scouts of America-St. Louis Chapter...married (Andrea)...couple resides in St. Louis with daughter Devon (12/2/91), and son Andrew Michael (9/30/96).

CONWELL'S RAMS STATISTICS

Pass Receiving

Year	G,S	No.	Yards	Avg.	LG	TD
1996	10,8	15	164	10.6	26	0

Single Game Highs

Rec. - 5 vs. Green Bay (11/24/96)

Yds. - 53 vs. Green Bay (11/24/96)

LG - 26 vs. Carolina (11/17/96)

UNIFORM ADJUSTMENT

In 1958, Rams owner Dan Reeves switched the team's uniforms from blue and gold to blue and white, because the color gold did not translate well on television, predominantly black and white at the time. Reeves explored using different shades of gold that would look good on television. "Buttercup yellow" was the only shade that would work, but Reeves would not allow his team to wear "buttercup yellow." The Rams played in blue and white until owner Carroll Rosenbloom switched the uniforms back to the original blue and gold in 1973.



81 KEITH CRAWFORD

WR

RAM FACTS

6-2	195
11/21/70	4th Year
Howard Payne	W (Green Bay)--1996
Westwood H.S.	Palestine, Tx.

Games, Starts: 1996- 16, 0

Career- 36, 0; Consecutive- 29, 0

Signed through 1997

Keith posted 10 school receiving records at Howard Payne University, including career receptions (202), career receiving yards (3,827) and career touchdowns (42).

Pro: Special teams standout who shifted from cornerback to wide receiver to give Rams depth...converted to defensive back with Green Bay after beginning NFL career at wide receiver with N.Y. Giants in 1993 as an undrafted free agent...joined Green Bay midway through 1994 season...spent 1995 season with Packers before being claimed off waivers by Rams prior to start of 1996 campaign...wore number 20 last season with Rams. **1996:** Made immediate impact on special teams...appeared in all 16 games...ended season with team-high 15 special teams tackles...also doubled as kick returner...returned four kicks for 47 yards...earned game ball in season opener against Cincinnati 9/1...set up go ahead

touchdown by forcing David Dunn's fumble on kickoff return...made switch from cornerback to wide receiver following Game 6 against Carolina...recorded team-high four special teams tackles, including three on Eric Metcalf inside Falcons' 20-yard line against Atlanta 11/10. **1995:** Played in 13 regular-season games, contributing mainly as one of the club's top special teams players and in the last two regular season games as an extra defensive back...finished second on the team (to Marcus Wilson) with 16 tackles on kick coverage, including a club best 13 solos... contributed 24 total stops from scrimmage with the defense...made first two tackles of his NFL career as a defensive back

at Jacksonville 9/24...saw brief time at left cornerback vs. Detroit 10/15 when Craig Newsome left for two plays after being kicked in the shin, and then briefly switched to the right side as Doug Evans went out after being kicked in the mouth... inactive due to a lingering hamstring strain, he closed out the game with two tackles on defense and a career high four special teams tackles...sprained the medial collateral ligament in his right knee two weeks later in rematch at Detroit 10/29, forcing him to be inactive for the Packers' next three games before his return to the field 11/26 against the Buccaneers... recorded a team-leading and career-high 9 tackles at New Orleans 10/16...played all three playoff games in a reserve role. **1994:** Waived during the preseason 8/22 by the N.Y. Giants, he signed with Packers as free agent 10/28...inactive during a four week stay, he was released 9/22...re-joined the team 10/27...inactive for the Packers' two playoff contests which followed. **1993:** Originally signed with the Giants as an undrafted free agent on 5/3...utilized as a fourth wide receiver, he

appeared in seven games as a rookie...was inactive for six other contests and did not play in regular season finale at Phoenix...made one reception for six yards in first meeting with Cardinals (11/28)...also spent two weeks on New York's practice squad...waived from the Giants' active roster 10/7, joined teams practice squad two days later...re-signed to active roster 10/20, where he remained for the balance of the year...also saw action in Giants' playoff loss to 49ers after not playing in post season win over Minnesota.

College: Recorded 66 receptions for 1,489 yards and 19 touchdowns as senior...also lettered in track, qualifying for NCAA nationals in long jump as freshman...physical education major.

Personal: Born Keith L.Crawford in Palestine, Tx...won nine letters in football, basketball, baseball and track for Panthers of Westwood High in Palestine...won state long jump in 1989 championship with leap of over 22 feet as senior...single...resides in Palestine, Tx.

CRAWFORD'S NFL STATISTICS

Year	Club	G,S	Pass Receiving				
			No.	Yards	Avg.	LG	TD
1993	N.Y. Giants	7,0	1	6	6.0	6	0
1994	Green Bay	0,0	0	0	0.0	0	0
1995	Green Bay	13,0	0	0	0.0	0	0
1996	St. Louis	16,0	0	0	0.0	0	0
Total		36,0	1	6	6.0	6	0

Year	G,S	Solo	Asst.	Tackles	Pass Interceptions				
				Total	No.	Yards	Avg.	LG	TD
1995	13,0	20	4	24	0	0	0.0	0	0



69 ERNEST DYE

T

RAM FACTS

6-6 336
 7/15/71 5th Year (1st w/ Rams)
 South Carolina UFA (Ariz.)--1997
 Greenwood H.S. Greenwood, S.C.
Games, Starts: 1996- 8, 0
Career- 37, 23; **Consecutive-** 0, 0
Signed through 1997

Ernest is the only player on the Rams' roster who has played for both the former and current St. Louis NFL football franchise.

Pro: Talented and versatile linemen...can play both tackle and guard...signed by Rams as unrestricted free agent from Arizona...spent four seasons with Cardinals...originally Cardinals' second first-round pick in 1993 NFL Draft (18th overall). **1996:** Limited to eight games...inactive five others before being placed on

injured reserve (ankle) December 10. **1995:** Started first six games at left tackle before suffering season-ending injury (ruptured Achilles tendon in left leg) against N.Y. Giants 10/8...placed on injured reserve 10/9. **1994:** Started all 16 games at right guard...earned game ball against Minnesota 10/2 when Cardinals

became first team to rush for over 100 yards (109) against Vikings' top ranked rushing defense. **1993:** Appeared in seven games as rookie...started season opener at Philadelphia 9/5...inactive following week at Washington 9/12 due to fluid on right knee ...limited to field goal and extra points for next two games...inactive for six games after arthroscopic surgery.

College: Two-year starter at South Carolina after transferring from Itawamba Junior College in Mississippi, where earned All-America junior-college honors...sociology major.

Personal: Born Ernest Thaddeus Dye in Greenwood, South Carolina...lettered at Greenwood High...married (Rhonda)...couple resides in Phoenix with daughter, Ariel (1/28/95).

Games Played, Starts: 1993 (7,1), 1994 (16,16), 1995 (6,6), 1996 (8,0) Total 37,23

ST. LOUIS HISTORY LESSON

1873: Susan Blow, the daughter of a wealthy St. Louis industrialist, opened the first successful kindergarten in the United States.

1874: Eads Bridge, the first bridge built over the Mississippi river out of St. Louis, was completed on July 4, 1874. The bridge was expected to represent the gateway to the "Future Great City of the World," and attracted the largest public celebration in St. Louis history, including a 14-mile long parade.

1876: Adolphus Busch introduced Budweiser beer to the local community and used his marketing skills to transform the local brew into "The King of Bottled Beers."

To get better control over its own taxes and city services, St. Louis City separated from St. Louis County in what was known as "The Great Divorce" in 1876.

1904: St. Louis hosted the World's Fair at Forest Park and the Illrd Olympiad at Washington University. The Fair, also known as the Louisiana Purchase Exposition, attracted nearly 20 million people during a seven-month span, from May until December.

1927: Charles Lindberg made the first trans-Atlantic flight from New York to Paris, aboard "The Spirit of St. Louis" on May 20, 1927.



75 D'MARCO FARR

DT

RAM FACTS

6-1	280
6/9/71	4th Year
Washington	FA -- 1994
Kennedy H.S.	Richmond, Ca.
Games, Starts:	1996- 16, 16
Career-	42, 35; Consecutive- 32, 32
Signed through	2002

D'Marco was named the Rams 1996 True Value Man of the Year for his activity in the St. Louis community. As a member of the Board of Directors for AIM High, D'Marco works with inner city children on the summer enrichment program, and donates 10 tickets to every home game to the students as incentive rewards to encourage academic achievement throughout the school year.

Pro: After defeating odds to become only rookie free agent to make active roster on opening day in 1994, emerged as one of young leaders of Rams' defense...has started 32 consecutive games...has 17.5 career quarterback sacks and two interceptions...one of most popular Rams in St. Louis.**1996:** Started every game at defensive tackle...ended season with career-high 68 tackles...also recorded 4.5 sacks, 15 quarterback pressures and one interception...tied for team lead with seven stops for losses...posted single-game career-high eight tackles twice (vs. Green Bay 11/24 and New Orleans 12/21)...notched 1.5 sacks against Atlanta 12/15...also recorded two quarterback pres-

ures, one pass deflection... he also forced a fumble and recorded second career interception. **1995:** Ended season as team leader in quarterback sacks (11.5), quarterback pressures (21) and forced fumbles (4)...also was second to LB Roman Phifer on team with 11.5 tackles for loss...sack total ranked fourth in NFC and eighth in NFL...enjoyed best performance of career in Game 13 at N.Y. Jets...recorded career-high 3.5 quarterback sacks, forced a fumble, added three quarterback pressures and recorded first NFL interception...also tied Chris Doleman for the highest NFL single-game sack total for season...recipient of Carl Ekern Spirit of the Game Award as

voted by his teammates. **1994:** Played in 10 games, while starting three...placed on injured reserve 12/7 after season-ending injury to left elbow...ended season with 11 tackles (nine solo), one sack and seven quarterback pressures...inactive in first three weeks of season...made NFL debut at defensive tackle in Rams 16-0 shutout of Kansas City 9/25...recorded first career sack following week versus Atlanta 10/2...replaced injured Sean Gilbert in first quarter at Green Bay 10/9...made first career start against Giants 10/16 in place of injured Gilbert.

College: Pac-10 Conference Defensive Lineman of Year as senior at University of Washington...college career included 131 tackles (58 solo) and 17 sacks...started every game as junior and senior...member of Huskies' 1991 national championship team...society and justice major.

Personal: Born D'Marco Marcellus Farr in San Pablo, Ca...lettered in football, wrestling, track and soccer for Eagles of Kennedy High in Richmond, Ca...member of the 1996 Rushmen, who attempted to "sack homelessness" with more than \$60,000 performance donation to benefit the St. Patrick Center...Head First Team member for head injury prevention education program...captain of Rams Caring Team benefitting Caring Program for Children...organized the D'Marco Farr NFL Chill Camp for Kids held in his hometown of San Pablo, Ca...brother, Andre, who played football at UCLA also is D'Marco's agent...other brother, Mario, played at Cal-State Northridge...second cousin of Mel Farr, former Detroit Lion...single...resides in St. Louis, Mo.

FARR'S RAMS STATISTICS

Year	G,S	Tackles			Sacks	
		Solo	Asst.	Total	No.	Yards
1994	10,3	9	2	11	1	7
1995	16,16	44	10	54	11.5	82
1996	16,16	42	26	68	4.5	-16.5
Total	42,35	95	38	133	17	-105.5

Single Game Highs

Total tackles - 8 (twice) Last vs. New Orleans (12/21/96)

Solo - 5 (twice) Last vs. Green Bay (11/24/96)

Sacks - 3.5 @ N.Y. Jets (12/3/95)

Additional Career Statistics: Passes defended: 3 (1994), 1 (1995), 3 (1996); Forced Fumbles: 4 (1995), 1 (1996); Fumble Recoveries: 4 (1995), Quarterback Pressures: 21 (1995), 15 (1996). Kickoff Returns 1 for 16 yards (1994), Interceptions 2 (1995), 1 (1996).



9 WILL FURRER

QB

RAM FACTS

6-3	215
2/5/68	5th Year
Virginia Tech	FA -- 1997
Pullman H.S.	Pullman, Wash.

Games, Starts: 1996- 0,0

Career- 9, 2; Consecutive- 0, 0

Signed through 1997

Will is one of two Rams' quarterbacks who have been previously coached by quarterbacks coach Jerry Rhome. Furrer was under Rhome's guidance with the Houston Oilers in 1995. Rhome also coached Mark Rypien when both were with the Washington Redskins from 1983-87.

Pro: Strong-armed left-hander...has experience in Jerry Rhome's offense...signed with Rams 2/24/97...played seven games for Houston in 1995...helped lead World League's Amsterdam Admirals to World Bowl in 1995...did not play in 1996...played for Chicago, Arizona and Denver in first three seasons...originally selected in fourth round (107th overall) by Chicago in 1992 NFL Draft. **1995:** Played in seven games and started one for Houston...completed 48 of 99 passes for 483 yards and two touchdowns...made second career start against Cleveland 9/17 and recorded career-highs in attempts (41), completions (22) and yards

(286)...threw first career touchdown with four-yard pass to Haywood Jeffires against Browns...completed 51 of 85 passes for 542 yards, four touchdowns and quarterback rating 84.6 for Amsterdam Admirals...signed by Oilers 7/21. **1994:** Active but did not play in two games for Denver...on inactive list 14 times...signed with Broncos 8/24, after being released by Arizona. **1993:** Waived by Chicago on final cut-down and signed by Arizona 8/31...inactive for 15 games...active but did not play in one game. **1992:** Played in two games and started one for Chicago...made first career start and completed nine of 23 passes

for 89 yards in season-finale against Dallas 12/23.

College: Holds Virginia Tech records with 494 completions, 920 attempts, and 43 touchdown passes...broke records held by Don Strock (1970-72)...completed 148 of 257 passes for 1,820 yards and 15 touchdowns as senior...missed three games with right knee injury...completed 173 of 296 passes for 2,122 yards and 19 touchdowns as junior...set single season records with 19 touchdowns and 58.4 completion percentage.

Personal: Born William Mason Furrer in Danville, Pa....played basketball and football at Pullman High in Pullman, Wa....prep teammates with former Arizona Cardinals quarterback Timm Rosenbach...was league MVP in basketball as senior...attended Fork Union Military Academy in Va. to prepare for college...married (Kelli)...wife was scholarship volleyball player at Virginia Tech...couple resides in Leander, Tx.

FURRER'S NFL STATISTICS

Year	Team	G,S	Att.	Comp.	Passing			LG	Yards	Rating	
					Yards	Pct.	TD				
1992	Chicago.....	2,1	25	9	89	36.0	0	3	16	4/39	7.3
1993	Arizona	0,0	0	0	0	0.0	0	0	0	0/0	0.0
1994	Denver	0,0	0	0	0	0.0	0	0	0	0/0	0.0
1995	Houston	7,1	99	48	483	48.5	2	7	48	5/35	40.1
Total	9,2	124	57	572	46.5	2	10	48	9/74	31.4

Single Game Highs

Att. - 41 vs. Cleveland (9/17/95)

Comp. - 22 vs. Cleveland (9/17/95)

Yds. - 268 vs. Cleveland (9/17/95)

LG - 48 vs. Cleveland (9/17/95)

TD - 1 (twice) Most recent vs. Cincinnati (11/12/95)

Int. - 4 vs. Cleveland (9/17/95)

Sacks - 2 (four times) Most recent at Pittsburgh (12/3/95)

Additional Career Statistics: 8 rushes for 20 yards (2.5 avg).

TREND SETTERS

The Rams were the first team, professional or collegiate, to have an insignia on their helmets. In 1948, halfback Fred Gehrke, an art major at the University of Southern California, hand painted the helmets blue and added the gold horns. The helmets remained hand painted until 1972 when decals were used.



70 WAYNE GANDY

T

RAM FACTS

6-5 310
2/10/71 4th Year
Auburn D1 -- 1994
Haines City H.S. Haines City, Fl.
Games, Starts: 1996- 16, 16
Career- 48, 41; Consecutive- 48, 32
Signed through 1998

Last year, Gandy and Buffalo Bills' offensive lineman Ruben Brown were featured guests in the music video "Killing Me Softly" in the Fugees' remake of the classic hit by Roberta Flack.

Pro: Versatile, mobile offensive tackle with outstanding feet and balance...solid in all phases of blocking, especially wide rush...experienced at both left and right tackle...Rams' first pick (15th overall) in 1994 NFL Draft. **1996:** Started 16 games at left tackle, extending his consecutive games started streak to 32 and consecutive games played to 48...did not allow a sack at Atlanta 12/15 in helping Rams compile 480 yards total offense...held Lamar Lathon and Gerald Williams to a combined four tackles and no sacks against Carolina 11/17...received game ball from coaches vs. Atlanta 11/10, allowed no sacks and limited Chuck Smith to one tackle in helping Rams to highest rushing

total (279) in 12 years (299 against Tampa Bay 11/25/84)...allowed no sacks in season opener vs. Cincinnati 9/1. **1995:** Started 16 games at left tackle...received offensive game ball from coaches against Carolina 11/12...limited Renaldo Turnbull to four tackles and no sacks in two games combined against New Orleans...produced seven sackless games, including individual matchups against Chris Doleman, Darion Connor and Alonzo Spellman...had three consecutive sackless games and helped the Rams recorded three consecutive 100-yard games against New Orleans, Carolina and Chicago 9/10-9/24...made first career start at left tackle against Green Bay 9/3. **1994:**

Played in 16 games with nine starts at right tackle...only Rams' rookie offensive lineman to start more than half of season since Tom Newberry (14) in 1986...first rookie tackle to start most of season since Joe Carollo in 1962...made switch from left to right tackle in Week 4 at Kansas City 9/25...made first career start versus N.Y. Giants 10/16, replacing injured Jackie Slater...starting right tackle for nine consecutive games before giving way to Slater in season finale against Washington 12/24.

College: Started 37 games during four-year career at Auburn...earned First Team All-America honors from Poor Man's Guide to NFL Draft, Kodak and Football Writers Association...unanimous All-

Southeastern Conference First Team selection as senior...finalist for Outland Trophy, given to top down lineman in country...started every game at left tackle as junior and senior...made 10 starts at right tackle as sophomore and five starts at left tackle as freshman.

Personal: Born Wayne Lamar Gandy in Haines City, Fl...all-state first team selection as two-way lineman as senior for Haines City High Hornets...averaged 10 tackles per game and had 20 sacks as senior...lettered three times in football, basketball and track (shotput)...member of National Honor Society...would like to be stockbroker following football career...nicknamed "G-Man"...single...resides in Atlanta, Ga.

Games Played: 1994 (16, 9), 1995 (16, 16), 1996 (16, 16)

SPIRIT OF ST. LOUIS

Since moving to the Gateway City two years ago, the Rams have experienced a club-record 16 consecutive sellouts. Included in that streak is the largest crowd in St. Louis sports history, 65,598, when the Rams opened the Trans World Dome with a 28-17 victory over Carolina.



54 PERCELL GASKINS

LB

RAM FACTS

6-0	230
4/25/72	2nd Year
Kansas State	D4 -- 1996
Seabreeze H.S.	Daytona, Fl.

Games, Starts: 1996- 16, 1

Career- 16, 1; Consecutive- 16, 1

Signed through 1998

Percell also had a musical interest in addition to football and his career goal of being a child psychologist. Percell lays musical tracks for his cousin's music production company (Wendell Productions).

Pro: Aggressive, explosive defender with excellent speed and aggressiveness...was one of only three rookies (DT Chuck Osborne and CB Marquis Walker) to start on defense in 1996...fourth-round choice (109th overall) in 1996 NFL Draft. **1996:** Played in 15 games and started one at right outside linebacker, recording 26 tackles...finished third on the team in special teams tackles with 13 and had one fumble recovery...made first career start against New Orleans 12/21, replacing an injured Roman Phifer (knee), and led team with career-high 10 tackles...played nickel linebacker in 10 games, including seven-tackle performance in Game 6 at Carolina 10/13.

College: Named second-team All-America selection by The Poor Man's Guide to the NFL Draft and *Football News*, First Team All-Big Eight and was a finalist for *Football News*' National Defensive Player of the Year award in leading defense with 97 tackles...known as a big-play, big-game player, averaging 10.1 tackles against Big-Eight's best four teams (Nebraska, Colorado, Oklahoma and Kansas)...started 29 of 30 games at K-State, earning second-team All Big-Eight Honors as junior and Big-Eight Defensive Newcomer of the Year as Sophomore...played eight games at safety and made 23 tackles at Northwestern Oklahoma State before transferring to Kansas State...psychology major.

Personal: Born Percell McGahee Gaskins in Daytona Beach, Fl...enjoyed decorated prep career at Seabreeze High in Daytona Beach...lettered in football, basketball and track...as senior, became fourth athlete in Florida history to earn All-State honors in all three sports...holds state high jump

record with 7-2 mark in 1991...named to Elite All-South basketball team...would like to become child psychologist after football...nicknamed Boog, which is short for Boogie Man...single...resides in Ormand Beach, Fl.

GASKINS' RAMS STATISTICS						
Year	G,S	Tackles			Sacks	Int.
		Solo	Asst	Total		
1996	15,1	17	9	26	0	0

Single Game Highs

Total tackles - 10 vs. New Orleans (12/21)

Solo - 4 at Carolina (10/13)

Int. - 0

Additional Career Statistics: Special teams tackles: 1996 (13); Fumble recoveries: 1996 (1)



66 JOHN GERAK

G

RAM FACTS

6-3
1/6/70
Penn State
Struthers H.S.
300
5th Year (1st w/ Rams)
UFA (Minn.) – 1997
Struthers, Oh.

Games, Starts: 1996- 14, 10
Career- 45, 19; **Consecutive-** 3, 0
Signed through 1998

John's foundation, Anthony's Friends, visits kids who have extended hospital stays. He also provides game tickets to pediatric oncology patients and their families.

Pro: Versatile athlete who can play either guard position and tight end...Signed with the Rams

as unrestricted free agent 4/18/97 from Minnesota...was Vikings' first selection in third round (57th

overall) of 1993 NFL Draft. **1996:** Played in 14 games, starting first 10...played on field goal and extra point protection teams vs. Oakland 11/17...played on kickoff return team vs. Tampa Bay 12/15...was active but did not play against Denver 11/24 and at Detroit 12/8...had 13-yard kickoff return at Green Bay 12/22. **1995:** Played first 10 games at blocking tight end before starting final six games at guard...made first career NFL start vs. New Orleans 11/19, playing guard position...caught one pass for three yards while playing guard vs. Tampa Bay 12/3...helped Vikings set single-season team records for net yards (5,938) and points (412). **1994:** Ended the season having played four different positions with two different jersey numbers...injury forced switch from guard to tight end for final four games...switched jersey numbers from 66 to 46 to make substituting easier...played as lead fullback on short yardage situations vs. Green Bay 9/4. **1993:** Inactive for first 11 games before playing in first

NFL game against Detroit 12/5...played in three of final four games.

College: Started all 12 games for Penn State at weakside guard in 1992, helping the Nittany Lions score 34 rushing touchdowns...earned second-team All-East honors and played in the Senior Bowl...played first two seasons at Penn State as fullback before moving to guard during junior season...was moved to tight end, but suffered a pulled muscle before the season and was red-shirted in 1990...switched to guard after injury...industrial relations major.

Personal: Born John Matthew Gerak...four-sport athlete at Struthers (Oh.) High School...was All-America, playing fullback and defensive end...named Northeast Ohio Defensive Lineman of year as senior...also lettered in basketball, baseball and track, as sprinter and high jumper...married (Kris)...couple resides in Creve Coeur, Mo.

Additional Career Stats: 1995: 1 rec., 3 yards vs. Tampa Bay (12/3)

AMERICAN BOWL

The Rams are 3-0 in the American Bowl. The Rams edged Denver, 28-27, in London on Sept. 9, 1987, beat the 49ers in Tokyo, 16-13, in overtime on Sept. 5, 1989 and knocked off Kansas City, 19-3, in Berlin on Sept. 11, 1990.



60 MIKE GRUTTADURIA C

RAM FACTS

6-3 297
12/6/72 2nd Year
Central Florida UFA -- 1996
Tarpon Springs H.S. Ft. Lauderdale, Fl.
Games, Starts: 1996- 9,4
Career- 9, 4; Consecutive- 0, 0
Signed through 1998

During the offseason and semester breaks in college, Mike would return to work in his father's tire recycling business in Largo, Fl. Mike would do everything from load tires to wash trucks.

Pro: Strong, hard-working player who earned starting spot during third preseason game on his way to making the team as a free agent...signed with Rams 2/9/96...originally signed with Dallas as unrestricted free agent. **1996:** Played in nine games, starting three at center. Started first three games of season at center (Cincinnati 9/1, San Francisco 9/8, Washington 9/22) before missing next three games...replaced Bern Brostek and played one snap against Baltimore 10/27...replaced injured Brostek (pinched nerve) at center and played second half at Pittsburgh 11/3...played center against Atlanta 11/10, New Orleans 12/1, Chicago 12/8 and

Atlanta 12/15. **1995:** Signed with Dallas as unrestricted free agent 4/26...released by Cowboys 8/22.

College: Helped Central Florida rack up 444.5 yards per game, including 176.5 yards rushing as senior in 1994...during junior year, helped lead Golden Knights to 424.3 total yards...named UCF's Offensive Rookie of the Year and Offensive Lineman of Year in 1991.

Personal: Born Michael Jason Gruttaduria...played one year at Tarpon Springs High School, earning Rookie of the Year honors his senior season...single...resides in St. Louis, Mo.

Games Played, Started: 1996 (9,4)



57 BRITT HAGER

LB

RAM FACTS

6-1	225
2/20/66	9th Year (1st w/ Rams)
Texas	D4 -- 1989
Permian H.S.	Odessa, Tx.

Games, Starts: 1996- 2, 0

Career- 108, 18; Consecutive- 1, 0

Signed through 1997

While in Philadelphia, Hager and his wife Bridgette co-chaired a fund raising dinner/auction that raised \$100,000 for cystic fibrosis.

Pro: Joined Rams after spending two seasons with Denver (1995-96)...spent six years with Philadelphia (1989-96)...was Eagles' third round selection (81st overall) in 1989 NFL Draft. **1996:** Was inactive for 14 of 16 regular season games and Denver's playoff game vs. Jacksonville...saw action on special teams vs. Chicago 11/10 and on both defense and special teams 12/22. **1995:** Played in 16 games, making five starts at right linebacker...registered 48 tackles, one interception and five passes defended...also added six tackles on special teams...bothered by groin strain during last month of season but did not miss any games...started first five games, then saw action in final 11 games following arthroscopic surgery 10/3 on his knee from injury suffered 10/1 at Seattle...third-career

interception set up touchdown in win over Oakland 10/16...had season-high nine tackles at Dallas 9/10 **1994:** Played in 16 games with Philadelphia, with five starts...registered 60 tackles and one sack...also recorded 13 special-teams tackles...made season-high 12 tackles and one pass deflection vs. Cleveland 11/13...made 10 tackles and one pass deflection vs. Dallas 12/4...made 11 stops and one interception at Pittsburgh 12/11. **1993:** Played in 16 games with a career-high seven starts...made 78 tackles, one sack, one interception and 13 special teams tackles...recorded career-high 15 tackles at Phoenix 11/7...made 13 tackles vs. New York Giants 11/21. **1992:** Played in 10 games as a backup...registered 16 tackles on defense and added 10 special teams tackles...suffered herniated

disk at Green Bay 11/15...was on injured reserve 11/17 for remainder of season following surgery. **1991:** Played in all 16 games, primarily on special teams...registered 15 tackles and 12 special teams tackles. **1990:** Played in all 16 games with one start...made seven tackles on defense, playing mostly on short-yardage defense...also made 23 special teams tackles. **1989:** Played in 16 games, primarily on special teams...made 11 tackles and fumble recoveries...named Eagles' special teams player of the year after leading the team with 21 tackles.

College: Was two-time first-team all-conference selection at Texas...as senior, was named team MVP, third-team Associated Press All-America and was nominated for the Butkus Award, given

to nation's top linebacker...as junior, set single-season tackle mark with 187, a total he topped as a senior with 195 and five sacks...wore number 60 his final two seasons at Texas, given to the UT linebacker who demonstrates the leadership and character displayed by previous Longhorn greats Tommy Nobis and Johnny Treadwell...speech communications major.

Personal: Born Harley Britt Hager in Odessa, Tx...was prep All-America, rushing for over 1,000 yards and 17 touchdowns as a senior fullback and linebacker at (Odessa) Periman High...married (Bridgette)...couple has four sons: Bron (8/5/89), Bryce (5/4/92) Brayven(6/8/94) and Breckyn (11/26/96)...the couple resides in Austin, Tx.

HAGER'S NFL STATISTICS							
Year	Team	G,S	Tackles			Sacks	Int.
			Solo	Asst.	Total		
1989	Phil.	16,0	7	4	11	0	0
1990	Phil.	16,1	3	4	7	0	0
1991	Phil.	16,0	6	9	15	0	0
1992	Phil.	10,0	12	4	16	0	0
1993	Phil.	16,7	55	23	78	0	1
1994	Phil.	16,5	41	19	60	1	1
1995	Den.	16,5	35	13	48	0	1
1996	Den.	2,0	0	0	0	0	0
Total		108, 18	159	76	235	1	3

Single Game Highs

Total tackles - 15 at Phoenix (11/7/93)

Solo - 13 at Phoenix (11/7/93)

Sacks - 1.0 vs. N.Y. Giants (12/18/94)

Additional Career Statistics: Special teams tackles: 1989 (21), 1990 (23), 1991 (12), 1992 (10), 1993 (13), 1994 (13), 1995 (6); Passes defensed: 1993 (1), 1994 (3), 1995 (5); Fumble recoveries: 1989 (2), 1991 (1), 1994 (1); Kickoff returns: 1990 (1 for 2 yds).



33 DERRICK HARRIS

RB

RAM FACTS

6-0	252
9/18/72	2nd Year
Miami (Fla.)	D6 -- 1986
Willowridge H.S.	Angleton, Tx.
Games, Starts: 1996- 11,6	
Career- 11, 6; Consecutive- 2, 0	
Signed through 1997	

Harris is the Rams' resident barber, quick to give a fellow teammate a haircut before and after practices.

Pro: Aggressive, physical run blocker who also is solid in pass protection...was Rams' sixth-round choice (175th overall) in 1996 NFL Draft. **1996:** Played in 11 games, starting six...used primarily as blocker, rushed three times for five yards and caught four passes for 17 yards...started at fullback and made one reception for two yards against Carolina 11/17, left in second half with sprained right ankle and did not return...started at fullback at Carolina 10/13, making one reception for eight yards...made first career NFL start in season opener against Cincinnati 9/1.


College: Versatile performer at the University of Miami, playing three positions (fullback, tight end, linebacker) during first three years before playing natural full-

back spot as senior...rushed for career-high 101 yards on 26 carries during sophomore year, his first at fullback...made six tackles as reserve middle linebacker during freshman year...graduated with a degree in business management.

Personal: Born Sidney Derrick Harris in Angleton, Tx...attended Angleton High from 1988-90 before attending Willowridge for final two years (1990-91)...earned letters in football, baseball, track and basketball...nicknamed Big D...served as disc jockey for parties from seventh grade through college...married (Tara)...couple resides in Angleton, Tx., with sons Michael (5/6/89) and Keraun (1/17/88) and daughter Kristian (11/16/89).

D. HARRIS' RAMS STATISTICS

Year	G,S	No.	Rushing				Pass Receiving				
			Yards	Avg.	LG	TD	No.	Yards	Avg.	LG	TD
1996	11, 6	3	5	1.7	3	0	4	17	4.3	8	0



99 JAMES HARRIS

DE

RAM FACTS

6-6
5/13/68
Temple
Lincoln H.S.

290
5th Year (2nd w/ Rams)
UFA -- 1996
East St. Louis, Il.

Games, Starts: 1996- 16, 0
Career- 50, 19; Consecutive- 20, 0
Signed through 1999

Harris' basketball prowess in high school was evidenced by the big-name players he played with. Not only was he a high school teammate of Denver Nuggets' forward LaPhonso Ellis, his AAU teammates included future NBA players Nick Anderson (Orlando Magic), Kendall Gill (Charlotte Hornets) and Marcus Liberty.

Pro: Aggressive pass rusher with good speed and quickness...also quick in pursuit...played three seasons (1993-95) with Minnesota before signing with Rams 4/25/96...signed to Minnesota's practice squad 9/8/92...signed to Vikings' active roster 2/22/93...originally signed by Seattle 4/30/92 but was released before season. **1996:** Played in 16 games as reserve defensive end...posted 12 tackles, two sacks, two quarterback pres-

ures and one forced fumble...registered two tackles, one quarterback pressure and one fumble recovery at Atlanta 12/15...returned fumble 22 yards to set up game-winning touchdown...finished with two tackles, one sack and one forced fumble against Atlanta 11/10. **1995:** Played in 12 games and started three at defensive end...had foot surgery prior to season. **1994:** Started 16 games at right defensive end...recorded career-high 49

tackles and three sacks...recorded first career start and scored first career touchdown on 13-yard fumble return against Green Bay 9/4...registered first career interception against Green Bay 10/20.

1993: Appeared in six games, primarily on special teams...played first NFL game at San Francisco 10/3. **1992:** Signed to Vikings practice squad 9/8...suffered ankle injury in Game 1 and missed remainder of season...originally signed by Seattle 4/30, but released before season.

College: Finished four-year career at Temple with 103 tackles, 14 sacks and school-record nine blocked kicks...switched from tight end to outside linebacker for final two games of 1990 and started 11 in 1991...established school record three sacks against Boston College 11/9/91...started collegiate career at quarterback, but switched to tight end as sopho-

more...caught two passes for 23 yards in 1988...member of Temple basketball team in 1987...graduated with degree in education.

Personal: Born James Edward Harris in East St. Louis, Il...attended East St. Louis High for two years (1984-85) before transferring to Lincoln High (1986-87) in East St. Louis...all-state quarterback final two years...was Second Team All-America as senior...led Lincoln to 33-1 record and state basketball championship in 1987...all-state guard as junior and senior...averaged 16 points, 10 rebounds and five steals a game as senior...member of the 1996 Rushmen, who attempted to "sack homelessness" with more than \$60,000 performance donation to benefit the St. Patrick Center...single...resides in St. Louis, Mo.

J. HARRIS' NFL STATISTICS

Year	G,S	Tackles			Sacks	Yards	
		Solo	Asst.	Total			
1993	Minnesota	6,0	0	1	0	0	
1994	Minnesota	16,16	44	5	49	3.0	18
1995	Minnesota	12,3	3	5	8	1.0	10
1996	St. Louis	16, 0	8	4	12	2.0	10
Total	50, 19	55	15	70	6.0	38

Single Game Highs

Total tackles - 7 vs. Tampa Bay (11/27/94)

Solo - 6 vs. Tampa Bay (11/27/94)

Additional Career Statistics: Passes defensed, 7: 1994 (6), 1996 (1); Forced fumbles, 2: 1994 (1), 1996 (1); Fumble recoveries, 5: 1994 (3), 1995 (1), 1996 (1); Interceptions, 1: 1994 (1 for 21); Special teams tackles, 2: 1993 (2)



34 CRAIG HEYWARD

RB

RAM FACTS

5-11	265
9/26/66	10th Year (1st w/ Rams)
Pittsburgh	UFA (Atl.) -- 1997
Passaic H.S.	Passaic, N.J.

Games, Starts: 1996- 15, 5
Career- 129, 93; Consecutive- 14, 0
Signed through **2000**

A recovering alcoholic since January, 1994, Craig spoke about substance abuse at the new three-day NFL Rookie orientation program last June in Chicago.

Pro: Signed with Rams 3/6...brings valuable experience and leadership to young Rams squad...joins Rams after spending last three seasons with Atlanta...will boost Rams' special teams unit...has reputation as punishing lead blocker and difficult runner to bring down...nine-year veteran spent 1993 with Chicago after playing five seasons with New Orleans after originally being selected by Saints in first round of 1988 NFL Draft (24th overall)...left Saints as club's ninth all-time leading rusher with 1,813 yards...Heyward's teams own a 16-6 mark when he carries the ball 15 or more times and 5-1 when he scores two touchdowns in one game...has six career 100-yard rushing games. **1996:** Ap-

peared in 15 games with five starts at fullback at Atlanta...averaged 4.5 yards on 72 carries for 321 yards with three touchdowns...also caught 16 passes for 168 yards...missed only contest due to shoulder injury (Game 2 vs. Minnesota) suffered in season opener at Carolina...notched 114 total yards in Game 14 at New Orleans with 69 rushing yards on nine carries (5.2 avg.) and two catches for 49 yards and one kick-off return for 18 yards.**1995:** Enjoyed best season as pro...recorded first 1,000 yard rushing season by collecting 1,083 yards...joined Terance Mathis (1,039 rec.), Eric Metcalf (1,189 rec.) and Bert Emanuel (1,039 rec.) as Atlanta became first team in NFL history to have

four different players from same team gain over 1,000 yards rushing or receiving in same season...also recorded career highs in total yards (1,433), receptions (37) and rushes (236)...matched career high with eight touchdowns (six rushing)...posted six games of 100 total yards and three 100-yard rushing games...ranked fourth in league with 4.6 yard rushing average...recorded career-best eight receptions against New England...capped season with two catches for 37 yards for NFC squad in Pro Bowl. **1994:** Was very productive in first season with Falcons...had 779 yards on 183 carries with seven rushing touchdowns...also caught 32 passes for 295 yards and a touchdown...his 4.3 yard average was third best in NFL. **1993:** Appeared in all 16 games with Chicago...recorded 206 yards on 68 carries...added 132 yards on 16 receptions...was voted Ed Block Courage Award by teammates for overcoming past adversities. **1992:** Ranked third on Saints in rushing with 416 yards...also added 19 receptions...led team in rushing vs. Miami with 58 yards. **1991:** Was limited to seven games due to injuries...ranked third on club with 280 yards and second in

scoring with five touchdowns...recorded season-high 72 yards on 17 carries against the Rams. **1990:** Led Saints with 599 yards...ran for 122 yards on 19 carries against Bengals...recorded career-high 155 yards and two touchdowns against Tampa Bay 11/11 **1989:** Ranked second on team with 183 yards...also caught 14 passes for 99 yards...recorded season-high 47 yards on 10 carries against Jets. **1988:** Started eight of first nine games as rookie before missing last four due to sprained knee...ended season with 355 yards on 74 carries (4.8-yard avg.), including career-long 73-yard touchdown run vs. Raiders 10/23

College: Entered NFL draft after junior season...left Pittsburgh ranked second on school's all-time rushing charts with 2,950 yards...ended junior season second in nation with 1,655 yards with 4.6 yard average and 11 touchdowns...matched Tony Dorsett's record by gaining over 100 yards in all 12 collegiate games, including 1987 Bluebonnet Bowl...set school record with 387 carries as junior while earning All-America honors.

Personal: Born Craig William Heyward in Passaic, NJ...nick-named Ironhead since six years old...earned name because he used to lower head and plow into neighborhood kids' midsection...youngsters described blows as iron hitting their stomachs...was 200 pounds by age 11...brother Scotty weighs over

400 pounds...lettered in football for Passaic Indians...earned *Parade Magazine*, *Bally* and *USA Today* high school All-America honors as senior...married (Charlotte)...couple resides in Atlanta with sons, Craig Jr., (9/19/86), Cameron (5/16/89) and Cory (8/29/93).

HEYWARD'S NFL STATISTICS

Year	G,S	No.	Rushing				Pass Receiving				
			Yards	Avg.	LG	TD	No.	Yards	Avg.	LG	TD
1988	New Orleans.....11/8	74	355	4.8	73t	1	13	105	8.1	18	0
1989	New Orleans.....16/6	49	183	3.7	15	1	13	69	5.3	12	0
1990	New Orleans.....16,15	129	599	4.6	47	4	18	121	6.7	11	0
1991	New Orleans.....7/4	76	260	3.4	15	4	4	34	8.5	22	1
1992	New Orleans.....16,13	104	416	4.0	23	3	19	159	8.4	21	0
1993	Chicago.....16,15	68	206	3.0	11	0	16	132	8.3	20	0
1994	Atlanta.....16,11	183	779	4.3	17	7	32	335	10.5	34	1
1995	Atlanta.....16,16	236	1,083	4.6	31	6	37	350	9.5	25	2
1996	Atlanta.....15,5	72	321	4.5	34	3	16	168	10.5	25	0
Total129,93	991	4,202	4.2	73t	29	168	1,473	8.8	34	4
Playoffs											
19901/1	4	10	2.5	6	0	0	0	0.0	0	0
1991Suspended										
19921/0	10	23	2.3	4	1	2	45	15.0	25	0
19951/1	9	21	2.3	10	0	3	20	15.0	15	0
Total3/2	23	54	2.3	10	1	6	65	10.8	25	0

Single Game Highs

No. - 25 @ New Orleans (9/17/95)
 Yds. - 155 vs. Tampa Bay (11/11/90)
 LG - 73t vs. Raiders (10/23/88)
 TD - 2 (six times), Last @ Buffalo (11/18/90)
 100-yd. Rushing games - 6 Last vs. Rams (11/19/95) 117 yards
 Rec. - 8 vs. New England (10/1/95)
 Yds. - 66 vs. New England (10/1/95)
 LG - 34 @ Raiders (10/23/94)
 TD - 1 (four times) Last @ Carolina (12/17/95)

MR. CLUTCH

Lawrence McCutcheon is one of nine Rams who hold NFL playoff records. The former All-Pro running back set a postseason record when he handled the ball 40 times against St. Louis on Dec. 27, 1975. McCutcheon had 37 carries for 202 yards and three receptions for eight yards.



69 JESSE JAMES

C

RAM FACTS

6-4	315
9/16/71	3rd Year
Mississippi State	D2B -- 1995
Williamson H.S.	Mobile, Al.

Games, Starts: 1996- 1, 0

Career- 2, 0; **Consecutive-** 0, 0

Signed through 1998

Jesse fulfilled a childhood dream of playing in Senior Bowl. He grew up four blocks away from Ladd Memorial Stadium, site of Senior Bowl and never missed a game as a youngster.

Pro: Big, versatile lineman who can play any position on offensive line...second lineman selected by Rams in 1995 NFL draft (Zach Wiegert)...62nd overall pick.

1996: Saw only game action of season in season opener against Cincinnati...suspended next five games for violating NFL substance abuse policy...on inactive list for every game except Game 13 at New Orleans...was dressed but did not play. **1995:** Moved from tackle to guard and then to center after second week of season...inactive for 11 games...dressed in five others, but did not see any action...made NFL debut at Atlanta 11/19 on special teams.

College: Started last 34 games at Mississippi State...earned numer-

ous honors after senior campaign...chosen by Atlanta Touch-down club as offensive linemen of year in Southeastern Conference...named First-Team All-Southeastern Conference on offensive line by Associated Press...anchored line that blocked for offense that averaged 196.5 rushing yards per game as senior...business management major.

Personal: Born Jesse James in Mobile, Al...lettered in football, basketball (forward), and baseball (first base) for Bulldogs of Williamson High in Mobile, Al...would like to start own barbershop business after football career...single...resides in Starkville, Ms.

Games Played, Starts:1995 (1,0), 1996 (1,0) Total 2,0



52 MIKE JONES

LB

RAM FACTS

6-1	240	
4/15/69	7th Year	
Missouri	UFA (Oak.) -- 1997	
Southwest H.S.	Kansas City, Mo.	
Games, Starts: 1996-	15, 15	
Career-	95, 34; Consecutive-	0, 0
Signed through	2000	

Mike started the Michael Jones Foundation in 1995 with the goal of promoting academic and athletic achievement. He hosts a variety of youth football camps in his hometown of Kansas City, Columbia and St. Louis. These camps target children, young and old, to teach them the fundamentals of football and teamwork. Mike even has the 52's Special Camp for physically and mentally challenged children and adults.

Pro: Quick, rangy linebacker who signed with Rams 3/18 after spending six seasons with Oakland Raiders...developed into NFL caliber linebacker after playing in World League with Sacramento Surge in 1992 and moving from running back to linebacker...had streak of 95 games and 31 consecutive starts end on last game of 1996 season...originally joined Raiders as undrafted free agent in 1991. **1996:** Started 15 games at linebacker...tied for team lead with 98 tackles...led Oakland linebackers with eight pass breakups...also recorded one quarterback sack. **1995:** Led Raiders with 101 tack-

les in first year as full-time starter...also forced one fumble and recovered two others...posted season-high 11 stops at Kansas City 9/17...returned fumble 52 yards for touchdown at New York Jets 10/1...named AFC Defensive Player Of Week after recording nine tackles, two pass breakups and interception vs. Seattle 10/8. **1994:** Played all 16 games, with one start...recorded 26 tackles and defended one pass...tied for third on team with 11 special teams tackles. **1993:** Appeared in all 16 games with two starts...used mostly in Raiders' nickel and dime defenses...ended season with 39 stops, including six

against Minnesota...added six special teams tackles. **1992:** Earned World Bowl Championship Ring with Sacramento Surge in spring...defensive captain recorded 51 tackles and three quarterback sacks in seven games...appeared in all 16 games for Raiders in fall...paced Oakland's special teams unit with 11. **1991:** Played in all 16 games, plus Wild Card playoff contest...ended season with 11 special teams tackles.

College: Played defense at Missouri, but finished collegiate career as four-year letterman at running back...led Tigers in scoring

with 60 points on 10 touchdowns as senior...left Mizzou as school record holder for most catches by running back with 41 for 405 yards...played in Blue-Gray and Japan Bowls...history major.

Personal: Born Michael Anthony Jones in Kansas City, Mo...earned All-State honors for Indians of Southwest High in Kansas City...led basketball team in rebounding and averaged 19.1 points as senior...also lettered in track, setting school record in 400 and 1,600 meter teams...married (Leslie) with daughters Taelor (9/11/89), Moriah (10/11/90) and Ashley (5/2/96).....couple resides in University City, Mo.

M. JONES' NFL STATISTICS

Tackles

Year		G,S	Solo	Asst.	Total	Sacks	Yards
1991	L.A Raiders	16,0	2	1	3	0	0
1992	L.A Raiders	16,0	4	0	4	0	0
1993	L.A Raiders	16,2	39	4	43	0	0
1994	L.A Raiders	16,1	23	3	26	0	0
1995	Oakland	16,16	84	17	101	0	1
1996	Oakland	15,15	82	16	98	1	0
Total	95,34	234	41	275	1	1

Additional Career Statistics: Passes defended: 1 (1993), 2 (1995), 7 (1996); Forced Fumbles: 1 (1995); Fumble Recoveries, 2 (1995).

CAPE FEARS

Tom Fears is the only player in NFL history to lead the league in receptions in the first three years of his career. Fears led the league with 51 receptions as a rookie in 1948, 77 catches in 1949 and a career-high 84 receptions in 1950. Fears is also tied with Jerry Rice for an NFL playoff record with three consecutive 100-yard receiving games during the postseason.



55 ROBERT JONES

LB

RAM FACTS

6-3	249
9/27/69	6th Year (2nd w/ Rams)
East Carolina	UFA -- 1996
Nottaway H.S.	Blackstone, Va.

Games, Starts: 1996- 16, 13

Career- 72, 57; Consecutive- 16, 1

Signed through 2000

Robert is the only athlete from Blackstone, Va., (population 12,000), to play a professional sport. He was given a key to the city after the Cowboys drafted him in 1992.

Pro: Veteran leader for middle of defense...outstanding run defender with solid cover skills...uses strength and quickness to shed blocks...played four years with Dallas and won three Super Bowl rings (XXVII, XXVIII, XXX)...earned All-Pro honors in 1994...has four 100-tackle seasons...signed as unrestricted free agent with Rams in 1996...originally first round selection (24th overall) by Dallas in 1992 NFL Draft. **1996:** Appeared in all 16 games at middle linebacker with 13 starts...recorded third consecutive 100-tackle season by posting 129 tackles to finish second on club...tackle total is second most in five-year NFL career...reached double figures in tackles five times and led club in tackles in four games...matched career-best

11 solo stops while posting season-high 15 tackles, including one for loss in Game 5 at Carolina 10/13...paced Rams' defense with 13 stops vs. Green Bay 11/24...also posted two quarterback pressures, one tackle for loss, defended one pass and recorded first NFL interception by picking off a Brett Favre pass in endzone. **1995:** Started 12 games at middle linebacker...fourth on team with 100 tackles, including team-high six tackles for loss...missed four games with abdominal injury...recorded 10 or more tackles three times...led team with season-high 15 tackles against San Francisco 11/12...received game ball after posting team-high nine tackles against Arizona 9/24...suffered strained abdominal muscle in first quarter

against Oakland 11/19. **1994:** Started 16 games at MLB...led team with career-high 162 tackles...earned All-Pro honors from *USA Today*...registered nine double digit tackle games...received three game ball awards, including one after posting career-high 19 tackles (third most in team history) against Philadelphia 12/4...led Cowboys with 17 tackles during postseason. **1993:** Played in 13 games and started two at MLB...led team in tackles twice...recorded 16 tackles in season opener against Washington 9/6. **1992:** Named NFC Defensive Rookie of Year by *UPI*...played in 15 games and started 13 at MLB and registered Dallas Cowboys rookie record with 108 tackles...became first rookie LB to start opening day for Cowboys since Lee Roy Jordan in 1963.

College: Named first team All-America and finalist for Dick

Butkus award for nation's top LB as senior...finished career with 478 tackles, second most in school history...posted 151 tackles as senior and helped lead Pirates to 12-1 record and no. 9 national ranking...finished career with 16 tackles, one interception and blocked extra point in 37-34 win over North Carolina State in Peach Bowl...criminal justice major.

Personal: Born Robert Lee Jones in Blackstone, Va...four-year letterman at Nottoway High in Blackstone...recorded 120 tackles and led Nottoway to 2A state championship...spent year at Fort Union Military Academy in Va. to prepare for college...brother-in-law is quarterback Jeff Blake of Cincinnati Bengals...married (Maneesha)...couple resides in Town and Country with sons Cayleb (3/21/93) and Isiah (3/30/95).

R. JONES' NFL STATISTICS

Year	G,S	Tackles			Scks	Int.
		Solo	Asst.	Total		
1992	Dallas15,13	55	53	108	1.0	0
1993	Dallas13,3	16	20	36	0	0
1994	Dallas16,16	83	79	162	0	0
1995	Dallas12,12	57	43	100	0	0
1996	St. Louis16,13	90	39	129	0	0
Total 56,44	211	195	406	1	0

Single Game Highs

Total tackles - 19 at Philadelphia (12/4/94)
Solo - 11 (twice) Last @ Carolina (10/13/96)

Sacks - 1 vs. Seattle (10/11/92)
Interception - 1 vs. Green Bay (11/24/96)

Additional Career Statistics: Fumble recoveries, 2: 1992 (1), 1994 (1); Passes defended, 12: 1992 (1), 1994 (3), 1995 (3) 1996 (5); Forced fumbles, 1: 1995 (1); Post season: Games played, starts, 10,8: 1992 (3,3), 1993 (2,0), 1994 (2,2), 1995 (3,3)



88 EDDIE KENNISON

WR

RAM FACTS

6-0	195
1/20/73	2nd Year
Louisiana State	D1B--1996
Washington-Marion H.S.	Lake Charles, La.
Games, Starts: 1996- 15, 14	
Career- 15, 14; Consecutive- 15, 14	
Signed through 2000	

Eddie served as honorary chairman for Christmas in April*Metro St. Louis Campaign. He helped to organize "Kennison's Karpenters," who volunteered their time to repair 45 houses in the St. Louis area in April.

Pro: Elusive, explosive big-play threat...outstanding speed and creativity as receiver and return man...set team rookie records for most receptions in a season with 54 (51, Tom Fears, 1948) and most receiving yards in a game with 226 at Atlanta 12/15 (208, Jim Phillips, at Green Bay 11/16/58)...tied Todd Kinchen (1992) for team rookie record for most punt returns for touchdowns in a season with two...1996 recipient of Carroll Rosenbloom Memorial Award as Rams' rookie of the year...was first alternate to Pro Bowl as return specialist behind Carolina's Michael Bates...winner of 1997 NFL's Fastest Man Contest...second of two first-round draft picks

(Lawrence Phillips) by the Rams (18th overall) in 1996 NFL Draft. **1996:** Pressed into starting lineup due to preseason injury to Alexander Wright...responded by grabbing 54 passes for 924 yards and nine touchdowns...finished second in the NFC and ranked third in the NFL in punt return average (14.6 per return)...among numerous awards, earned all-rookie team honors as receiver and punt returner from both *Pro Football Weekly* and *College and Pro Football Newsweekly*, and also all-pro second team punt returner by both *College and Pro Football Newsweekly* and *Football News*... named NFC Offensive Rookie of the Month (October), NFC Special Teams

Player of the Week (Game 10 vs. Atlanta) and NFC Offensive Player of the Week (Game 15 at Atlanta)...led team in touchdowns with 11 (nine receiving, two punt returns) and was second on the team in scoring with 66 points...his nine touchdowns tied for fourth in NFC...finished second among NFL rookies in receiving yards behind New England's Terry Glenn...tied Miami's Karim Abdul-Jabbar for most points by an NFL rookie (66)...posted second-highest receiving yards in game in the NFC with 226 against Atlanta 12/15...posted two 100-yard games, led team in receptions four times and receiving yards five times...finished with team-high 1,801 all-purpose yards (receiving and returns)...made first career start against Cincinnati 9/1 and led the team with four receptions for 70 yards...returned one punt for 40 yards to set up touchdown run by Phillips...led the team with 218 all-purpose yards against Arizona 9/29, scored first career touchdown on a 66-yard punt return to give Rams' 7-0 lead...became first Rams' rookie to score on a punt return since Todd Kinchen did it against Atlanta 12/27/92... caught first

career touchdown pass on a 34-yard strike from Tony Banks...finished with 128 yards on four punt returns, 56 yards on three kickoff returns and 34 yards on one reception...became first Rams' player to score a touchdown by reception and punt return in the same game since Henry Ellard accomplished the feat against Atlanta 10/22/84...had team highs of eight receptions for 93 yards and one touchdown at Carolina 10/13...also returned three kickoffs for 65 yards...gained 71 yards on just two receptions against Jacksonville 10/20...caught game-winning 29-yard touchdown pass from Banks in third quarter...named NFL Rookie of the Month in October after hauling in 20 receptions for 267 yards and two touchdowns and averaging league-high 20.3 yards per punt return...received game ball from coaches against Atlanta 11/10 after registering 183 total yards...returned five punts for 111 yards, including 78-yard touchdown return in the second quarter...scored touchdown as receiver and punt returner for the second time...caught one pass for 12 yards, returned one punt for 12 yards and one kickoff return 17 yards against Carolina 11/17

before leaving game in fourth quarter with right hamstring pull...inactive for Green Bay game 11/24 with right hamstring injury...recorded first 100-yard receiving game of NFL career at Chicago 12/8...tied season high with eight receptions for 102 yards and one touchdown on a 19-yard reception in the fourth quarter...became 12th rookie in team history to record 100-yard receiving game and first since Dwight Scales had 102 yards receiving on 12/4/76...caught five passes for a Rams' rookie record 226 yards and three touchdowns at Atlanta 12/15...receiving total was the fifth highest in team history...broke Jim Phillips' team rookie record of 208 yards set 11/16/58...had touchdown receptions of 77, 72, and 41 yards and averaged 45.2 yards per catch and 63.3 yards on touchdown receptions...second highest receiving yards total in NFC in 1996 behind Isaac Bruce (229)...first Rams' receiver to have three touchdown receptions since Ellard had three touchdowns against Indianapolis 9/17/89...broke Bucky Pope's team rookie record for most receiving yards (786) in season...had four receptions for 42 yards against New Orleans

12/21...broke team rookie record for most receptions in a season, previously held by Tom Fears and Eric Dickerson with 51...scored game-winning touchdown with 5:30 to play in the fourth quarter on 15-yard pass from Jamie Martin.

College: Caught 98 passes for 1,554 yards in three seasons at LSU...set school record for punt returns with 947...finished career with at least one reception in 31 consecutive games...ranked in the nation's top 10 in punt returns for three consecutive seasons at LSU...recipient of Percy E. Roberts award as team's most valuable offensive player as junior...six-time All-America selection in track...led LSU 4x100 meter relay team to 1994 outdoor championship...qualified for NCAA championships in 4x100, 4x200, 4x400 and open 200 meters during track career...physical therapy major.

Personal: Born Eddie Joseph Kennison III in Lake Charles, La...earned Parade All-America honors at Washington-Marion High School in Lake Charles...grabbed 59 receptions for 1,205 yards and 23 touch-

downs as junior...played six games as senior and registered 27 catches for 497 yards...first player in school history to have his number (#2) retired...ran track for two years...raised more than \$13,000

with touchdown performance donation to benefit Catholic Community Services-Midtown in 1996...plans to be a physical therapist after football career...single...resides in Lake Charles, La.

KENNISON'S RAMS STATISTICS

Year	G,S	No.	Receiving				Punt Returns				
			Yards	Avg.	LG	TD	No.	Yards	Avg.	LG	TD
1996	15,14	54	924	17.1	77t	9	29	423	14.6	78t	22
Kickoff Returns											
Year	No.		Yards	Avg.	LG	TD					
1996	23		454	19.7	44	0					

Single Game Highs

Rec. - 8 (twice), last time at Chicago (12/8/96)

Yards - 226 at Atlanta (12/15/96)

TD - 3 at Atlanta (12/15/96)

P.R. - 5 (twice), last time at Chicago (12/8/96)

Yds. - 128 at Arizona (9/29/96)

LG - 78t vs. Atlanta (11/10/96)

K.O.R. - 3 (three times), last time at Carolina (10/13/96)

Yds. - 65 at Carolina (10/13/96)

LG - 44 at Arizona (9/29/96)



Wide receivers Isaac Bruce and Eddie Kennison combined for 138 catches and 16 touchdowns last year.



65 JON KIRKSEY

DT

RAM FACTS

6-4	360
2/21/70	2nd Year
Sacramento State	FA--1996
Riverside H.S.	Greer, S.C.

Games, Starts: 1996- 11, 1
Career- 11, 1; Consecutive- 8, 0
Signed through 1998

In addition to playing on the offensive and defensive lines at Riverside High in Greer, S.C., Jon also was the team's punter. Despite weighing over 300 pounds, he averaged 50.5 yards a kick during his junior and senior seasons at Riverside High.

Pro: Aggressive, powerful run stopper...a hard, dedicated worker...made team in 1996 as free agent...started training camp as offensive guard but switched to defensive tackle during second week...signed with Rams 7/11/95...originally eighth round draft pick of New Orleans in 1993 NFL Draft (221st overall). **1996:** Played in 11 games with one start...finished with four tackles...inactive for first four games, but saw action in 11 of final 12 games...played in first NFL game against San Francisco 10/6, registering one tackle...made career-high three tackles at Carolina 10/13...made first NFL start in season finale against New Orleans 12/21 when the Rams

opened in goal line defense...also saw action against Jacksonville 10/20, Pittsburgh 11/3, Atlanta 11/10, Carolina 11/17, Green Bay 11/24, New Orleans 12/1, Chicago 12/8 and Atlanta 12/15. **1995:** Released by Rams 8/27, resigned to practice squad 9/9...signed to active roster 12/20, but did not play...used as defensive tackle during preseason, but was switched to offensive line while on practice squad. **1994:** joined San Francisco training camp, before being waived...signed to Green Bay's practice squad for final game of regular season and Packers' play-off game. **1993:** Was eighth round draft choice of New Orleans...waived during Saints

training camp.

College: Two-year starter at Sacramento State after starting two years at Bakersfield College...set school record and ranked fourth in nation with 65 foot, 4 inch shot put in 1992...all-conference two years at

Bakersfield College.

Personal: Born Jon O'Neal Kirksey in Greenville, S.C. 2/21/70...prep All-America shot putter (66-7) at Riverside High in Greer, S.C....weighed 275 in sixth grade and 315 in ninth...resides in St. Louis, Mo.

KIRKSEY'S NFL STATISTICS

Year	G,S	Tackles			Scks	Int.
		Solo	Asst.	Total		
1996	11,1	3	1	4	0	0



86 AARON LAING

TE

RAM FACTS

6-3
7/19/71
New Mexico State
Sharpstown H.S.
Games, Starts: 1996- 12, 8
Career- 17, 9; Consecutive- 0, 0
Signed through 1997

260
3rd Year
FA--1996
Houston, Tx.

Aaron is one of two players on the roster (Derrick Harris) to have played three different positions during his collegiate career. Aaron was recruited by Lamar University as a quarterback. He was a tailback as a sophomore at New Mexico State before making the switch to tight end as a junior.

Pro: Big, physical tight end with outstanding blocking skills...originally fifth round draft choice (137 overall) by San Diego in 1994 NFL Draft...signed by Rams

as free agent in 1996...did not play in 1995 after being released by Chargers...claimed on waivers by Rams 8/29/95 but released 8/31. **1996:** Played in 12 games with

eight starts, including five at tight end and two at fullback...ended season with 13 receptions for 116 yards...started at tight end, but played mostly at fullback vs. Atlanta 11/10...helped Rams record 279 rushing yards as lead blocker. **1994:** Played five games and started one as blocking tight end...inactive for three postseason games...played in first NFL game against Denver 9/4...made first career start against San Francisco 12/11.

College: First Team All-Big West selection as senior...finished third on team with career-high 32 re-

ceptions for 406 yards... transferred to New Mexico State from Lamar in Texas after Lamar dropped football.

Personal: Born Aaron Matthew Laing in Houston, Tx...all-District and all-State honors as senior quarterback for Apollos of Sharpstown High...was Texas Top 50 selection by *Houston Chronicle* and high school Athlete of Year by Houston Chamber of Commerce...lettered in football, basketball and track...married (Holly)...reside in Creve Coeur, Mo.

LAING'S NFL STATISTICS

Year	G,S	No.	Pass Receiving		LG	TD
			Yards	Avg.		
1994	San Diego5,1	0	0	0.0	0	0
1996	St. Louis.....12,8	13	116	8.9	22	0
Total17,9	13	116	8.9	22	0

POSTSEASON TRADITION

There are only three teams in NFL history that have made more playoff appearances than the St. Louis Rams. The Rams have made 22 postseason appearances since winning the NFL Championship, 15-14, over the Washington Redskins in 1945. Cleveland, Dallas, and the New York Giants have qualified for the playoffs 23 times since the postseason began in 1937. The Rams won their second NFL Championship in 1951.



17 KEVIN LEE

WR

RAM FACTS

6-1	200
1/1/71	4th Year
Alabama	UFA--1997
Vigor H.S.	Mobile, Al.
Games, Starts: 1996- 2, 0	
Career- 9, 2; Consecutive- 0, 0	
Signed through 1998	

Kevin, who plans on working with disabled children after football, served a one year internship with Partlow Disabled Center in Tuscaloosa during his junior year at Alabama. Kevin helped children and infants with Downs Syndrome.

Pro: Brings outstanding deep speed and good hands to receiving corps...signed as unrestricted free agent 2/5/97...spent two years with New England and one with San Francisco...originally selected in second round (35th overall) of 1994 NFL Draft by Patriots.

1996: Played in two games on special teams for San Francisco...inactive for five games...signed by 49ers 10/21 and released 12/18...released by New England during training camp. **1995:** Played in seven games and started two for New England...made first career start and finished with three receptions for 38 yards against Buffalo 10/23. **1994:** Suffered broken jaw on kickoff return in second pre-

season game against Rams 8/13...placed on injured reserve.

College: Two sport athlete at Alabama...earned four letters in football and three in track...finished career with 63 receptions for 1,142 yards (18.1 avg.) and four touchdowns...had 15 carries for 256 yards and returned 10 kickoffs for 182 yards...recorded 27 receptions for 520 yards and one touchdown as senior in 1993...helped Alabama defeat Miami, 34-13, in Sugar Bowl to claim 1992 National Championship...averaged 26.0 yards per play as junior in 1991, catching 11 passes for 276 yards and one touchdown and rushing three times for 88 yards...first

career touchdown was career-long 75-yard reception for game-winning score against Memphis 11/16/91...set Crimson Tide's 200-meter indoor record with time of 21.28 seconds.

Personal: Born Kevin DeWayne Lee in Mobile, Al...lettered in football and track at C.F. Vigor High in Mobile...caught 31 passes for 907 yards (29.3 avg.) as senior...led Vigor to back-to-back

Class 6A state titles in 1987-88...claimed ESPN's national championship in 1988...won state 100 meters with time of 10.6 as senior...set state record with 13.96 in 110 meter hurdles in 1988...majored in telecommunications and film at Alabama...has won high school and collegiate national championship...member of Kappa Alpha Psi Fraternity...single...resides in Mobile, Al.

LEE'S NFL STATISTICS

Year	Club	G,S	Pass Receiving		Avg.	LG	TD
			No.	Yards			
1994	New England0,0					
1995	New England7,2	8	107	13.4	33	0
1996	San Francisco2,0	0	0	0.0	0	0
Totals	9,2	8	107	13.4	33	0

Single Game Highs

Receptions - 3 (twice) Most recent: at Indianapolis (12/23/95)

Yards - 38 vs. Buffalo (10/23/95)

Additional Career Statistics: Kickoff returns: 1995: (1 for 14 yards), Rushes: 1994: (1 for 4 yards)

LEAGUE LEADERS

The Rams have had a player lead the NFL in a statistical category 57 times. The most league leaders the Rams have had in a single category is eight, doing so in receiving yards. Bob Waterfield was a league leader six times, claiming titles in field goals made (3), passing (2) and passing touchdowns (1).



41 TODD LYGHT

CB

RAM FACTS

6-0	190
2/9/69	7th Year
Notre Dame	D1 -- 1991
Luke M. Powers H.S.	Flint, Mi.
Games, Starts: 1996- 16, 16	
Career- 81, 77; Consecutive- 48, 48	
Signed through	1999

Todd established a \$20,000 trust fund to provide tuition for deserving minority students at his alma mater, Powers Catholic High in Flint, Mi. He also created a \$100,000 endowed scholarship at Notre Dame, specifically designated for a minority graduate of Powers. In 1995, Lyght joined an NFL Golden Circle of 50 players who donated \$50,000 to the United Negro College Fund.

Pro: One of top cornerbacks in NFL...outstanding man-to-man skills...possesses speed and burst...Rams first-round selection (5th overall) in 1991 NFL Draft...enters 1997 season with longest starting streak on team at 48 consecutive games...has scored a defensive touchdown in three consecutive seasons. **1996:** Enjoyed best NFL season...established career-highs in tackles (105), interceptions (5) and pass breakups (19)...ranked fourth on club in tackles, second in interceptions and tops in pass breakups...added 10 special teams tackles...joined LB Roman Phifer, LB Robert Jones and S Keith Lyle

as team record fourth Rams' defender to reach 100 tackles for season...notched single-game career-highs in solo (12) and total (13) tackles in Game 4 at Arizona 9/29...scored third career touchdown with 25-yard interception return in Game 9 at Baltimore...made game-saving tackle on Willie Jackson at Rams' five-yard line vs. Jacksonville in Game 7 10/20...Jaguars had no timeouts and did not get another play off. **1995:** Started 16 games at left cornerback...finished second on team with career-high four interceptions...received defensive game ball from coaches after recording seven tackles, including

three for loss, and limiting Jeff George to 148 passing yards against Atlanta 10/12...received defensive game ball after posting seven tackles, two passes defensed, and one interception for game-winning 29-yard touch-down against New Orleans 9/10...received game ball from coaches for special teams play against Carolina 9/17...recorded interception in back-to-back games for first time in career against New Orleans (9/10) and Carolina (9/17). **1994:** Made most of first injury-free season...was one of two defensive players on club (Robert Young) to start every game...finished fourth on team with 84 tackles (72 solo)...led team with 14 passes defensed...led team in tackles four times...scored Rams' first touch-down of season with 74-yard fumble return in first quarter against Arizona 9/4...first career touchdown and second longest fumble return in Ram history...moved from left to right corner for injured Steve Israel in Week 3 versus San Francisco...received defensive game ball against Denver 11/6 for outstanding coverage on Anthony Miller. **1993:** Tied for team lead with two interceptions...suffered

knee injury in pregame drills against Washington 11/21...placed on injured reserve 11/23...led team with career-high 10 total tackles and interception versus Lions 10/24. **1992:** Missed four games after dislocating shoulder versus Miami 9/20 ...NFC Defensive Player of Week after posting nine tackles and two interceptions against Patriots 9/13. **1991:** Started last eight games of season at left cornerback after battling several early season injuries...registered season-high eight stops against Atlanta 12/8...first career interception against San Francisco (Steve Bono) 11/25...made first career start against New Orleans 11/3.

College: Finished career with 161 total tackles and 11 interceptions for 55 yards...intercepted eight passes (two shy of school record) as junior and registered 47 total tackles (27 solo).

Personal: Todd William Lyght was born in Kwajalein, Marshall Islands...attended Luke M. Powers Catholic High in Flint, Mich...lettered twice as wide receiver and defensive back...served as team captain senior year...caught 38 passes for

877 yards with nine touchdowns and intercepted 19 passes as senior...ranked as third best player in state by *Detroit News*...lettered three times in track and field...established series of scholarships at St. Mary's Elementary

(Alexandria, Va.), L.M. Powers Catholic High, and Notre Dame...father, William, is deputy chief of police in Savannah, Ga....single...resides in Tustin, Ca.

LYGHT'S RAMS STATISTICS

Year	G,S	Tackles			Pass Interceptions				
		Solo	Asst.	Total	No.	Yards	Avg.	LG	TD
1991.....	12,8	37	0	37	1	0	0.0	0	0
1992.....	12,12	59	6	65	3	41	13.7	39	0
1993.....	9,9	39	5	44	2	0	0.0	0	0
1994.....	16,16	72	12	84	1	14	14.0	14	0
1995.....	16,16	63	18	81	4	34	8.5	29t	1
1996.....	16,16	67	38	105	5	43	8.6	25t	1
Total.....	81,77	377	79	416	16	132	8.3	39	2

Single Game Highs

Total tackles - 13 @ Arizona (9/29/96)

Solo - 13 @ Arizona (9/29/96)

Int. - 2 vs. New England (9/13/92)

Additional Career Statistics: Fumble recoveries (3): 1991 (1), 1993 (1), 1994 (1 for 74-yard touchdown); Passes defended (69): 1991 (3), 1992 (14), 1993 (9), 1994 (14), 1995 (10) 1996 (19); Forced fumbles: 1995 (1).



RB Lawrence Phillips scored two touchdowns in his first NFL game in last year's season opener.



35 KEITH LYLE

S

RAM FACTS

6-2	210
4/17/72	4thYear
Virginia	D3A -- 1994
George C. Marshall H.S.	Falls Church, Va.
Games, Starts: 1996- 16, 16	
Career- 48, 32; Consecutive- 48, 32	
Signed through	2001

When he first arrived at Virginia, Keith wanted to play quarterback, but since Shawn Moore and Bobby Goodman were running the Cavalier offense, he asked to be moved to safety. He went on to play the most defensive plays than any other player on the team (802) and earn All-Conference honors his sophomore year.

Pro: Along with Toby Wright, gives Rams young, aggressive and hard-hitting safeties...has 14 pass thefts in three-year NFL career...tied club record by recording three interceptions at Atlanta...has played in every game of NFL career...first of three third-round selections (along with RB James Bostic and DE Ernest Jones) by Rams in 1994 NFL Draft (71th overall). **1996:** Led NFC and tied with Denver's Tyrone Braxton for NFL lead with nine interceptions...led league in interception return yards with 152...nine thefts were most by Ram since 1976 when Monte Jackson led league with 10...started every game at free safety for second consecutive sea-

son...defensed 13 passes and became first Rams' defensive back since Nolan Cromwell (1980-81) to record 100 tackles in consecutive seasons by ending season with career-high 118 tackles to lead Rams defensive backs and rank third on club...recorded first multi-interception game of NFL career in Game 7 vs. Jacksonville by swiping two Mark Brunell passes...returned one career-long 68 yards...was named NFC Defensive Player of the Month for October...posted career-high 16 tackles Game 9 vs. Pittsburgh 11/3...became first Ram to record three interceptions in one game since Pat Thomas in 1979 when he picked off three Bobby Hebert passes, including on last play of

game to preserve Rams' victory over Atlanta 12/15...also gained 39 yards on three rushes on fake punt attempts, including career long of 20 at Chicago 12/8. **1995:** Started every game at free safety...ended season ranked third on team with career-high 101 tackles and tied for third on club with three interceptions...joined LB Roman Phifer and S Toby Wright as first Rams' threesome to record 100 tackles in same season...was Rams' leading tackler in four games...intercepted first pass of season in first NFL start in Rams' season opening win at Green Bay...sealed Rams victory with four-yard run on fake punt with 2:27 left to play in Game 2 vs. New Orleans....recorded career-high with 12 solo tackles in Game 9 at New Orleans. **1994:** Named 1994 All-Rookie by *Pro Football Weekly*... played 16 games...impact player on special teams coverage and nickel defense...tied for second on club with two interceptions...ended season with 15 tackles and six passes defended...tied for third on club with 10 special teams tackles...recorded first NFL career interception, stopping a Cardinal drive in fourth quarter in Rams' 14-12 victory...recorded second

career interception at Kansas City to halt Chief drive with three minutes left in the Rams' 16-0 victory.

College: Finished four-year career at Virginia with 196 total tackles, 19 passes defended and 15 interceptions...earned All-Atlantic Coast Conference honors as senior with career-best five interceptions and 63 total tackles (43 solo)...posted career-high 17 total stops and two interceptions versus Virginia Tech as junior...psychology major.

Personal: Born Keith Allen Lyle in Washington, D.C...transferred to George C. Marshall High in Falls Church, Va., from Mendon High in New York following freshman year...two-year starter at quarterback and defensive back...also ran track (400 meters), played basketball (23-pt. avg.), and baseball (CF and P)...avid bowler who hosted Bowl-a-RAMA to benefit Epilepsy Foundation...father, Gary, played with Chicago Bears from 1968-74...has held jobs as lifeguard and as intern at Xerox...single...spends offseason in St. Louis and Tampa, Fl.

LYLE'S RAMS STATISTICS

Year	G,S	Tackles			No.	Pass Interceptions			
		Solo	Asst.	Total		Yards	Avg.	LG	TD
1994	16,0	13	2	15	2	1	0.5	1	0
1995	16,16	71	30	101	3	42	14.0	31	0
1996	16,16	68	50	118	9	152	16.9	68	0
Totals	48,32	152	82	234	14	195	13.9	68	0

Single Game Highs

Total tackles – 16 @ Pittsburgh (11/3/96)

Solo – 12 @ New Orleans (11/5/95)

Int. – 3 @ Atlanta (12/3/96)

LG – 68 vs. Jacksonville (10/20/96)

Additional Career Statistics: Special Teams tackles: (12) 10 (1994), 2 (1995), Pass Defensed (26) 6 (1994), 7 (1995), 13 (1996) Forced Fumbles 1 (1995). 3 rushes for 43 yards 1 rush for 4 yards (1995), 3 for 39 with long of 20 (1996).



10 JAMIE MARTIN

QB

RAM FACTS

6-2
2/8/70
Weber State
Arroyo Grande H.S.

210
4th Year
FA -- 1994
Arroyo Grande, Ca.

Games, Starts: 1996- 6, 0
Career- 6, 0; Consecutive- 1, 0
Signed through 1997

Jamie explored the idea of becoming a sports writer during college. He served as assistant sports editor for the Weber State University Signpost and also as an intern for the sports information office.

Pro: Valuable, reliable quarterback for Rams...saw first NFL action last season, appearing in six games and led Rams to come-from-behind victory against New Orleans...helped lead Amsterdam Admirals to World Bowl in

1995...originally signed by Rams as rookie free agent 5/12/93. **1996:** Saw action in six games in backup role...finished season with team-high 92.9 quarterback rating...played first NFL game 9/8 in mop-up role at San Francisco,

completing three of four passes for 32 yards for quarterback rating of 97.9...moved up to second on depth chart following Washington game 9/22 when Tony Banks was named starter...replaced Banks in fourth quarter against Carolina 10/13...completed four of seven passes for 30 yards and one interception...also ran once for two yards...replaced Banks in fourth quarter in Game 10 against Atlanta 11/10...had one carry for one yard, did not attempt pass...replaced Tony Banks in fourth quarter against Chicago 12/8...was perfect four of four passes for 47 yards and threw first NFL career touchdown pass, a 19-yarder to Eddie Kennison in the fourth quarter...replaced injured Banks in second quarter against New Orleans 12/21...received offensive game ball from coaches after completing 12 of 19 passes for 132 yards and touchdowns with one interception in comeback win...threw 22-yard touchdown pass to Isaac Bruce in third quarter...connected with Kennison for game-winning 15-yard touchdown pass with just over seven minutes remaining...had four carries for 13 yards. **1995:** Did not play after

being placed on physically unable to perform list while recovering from broken collar bone...suffered injury against London Monarchs in Game 9 of World League schedule 6/3...completed 126 of 219 passes (57.5%) for 1,433 yards, 11 touchdowns, six interceptions and quarterback rating of 82.6...Posted 8-1 record as starter...threw World League-record three touchdown passes in 31-0 win over Scotland to clinch first half title and spot in World Bowl 4/30...was All-World Second Team selection. **1994:** Active for one game against Green Bay 10/9, but did not play...designated as third quarterback against San Diego 11/27 and Washington 12/24...released 8/27 to make room for Tommy Maddox...re-signed 10/4 following injuries to Chris Miller and Chris Chandler...released 10/12 and resigned 11/15. **1993:** Signed by Rams as undrafted free agent 5/3 and released 8/24...signed to practice squad 8/31...activated from practice squad 11/23...on inactive list as third quarterback for final five games.

College: Fifth in NCAA history with 12,287 yards total offense and 12,207 yards passing...holds

school and Big Sky conference records for total offense, passing yards and total passes (87)...earned Walter Payton Trophy as NCAA Division I-AA Player of Year after completing 310 of 500 passes for 4,125 yards and 35 touchdown as junior in 1991...named Third Team All-America after completing 282 of 463 passes for 3,207 yards and 20 touchdowns as senior...threw for more than 500 yards three times and 400 yards twice...established NCAA Division I-AA single game passing record with 624 yards (since broken by Steve McNair) against Idaho State as

junior...set Big Sky record with seven touchdown passes against Eastern Washington in 1991...communications/public relations major.

Personal: Born Jamie Blane Martin in Orange, Ca...prepped at Arroyo Grande High in California and completed career with 4,000 yards passing and 40 touchdowns...also lettered in golf, basketball and baseball...golf enthusiast with eight handicap...reads war and spy novels...married (Kelly)...resides in Maryland Heights, Mo.

MARTIN'S RAMS STATISTICS

Year	G,S	Att.	Passing				Sacks			Rating
			Comp.	Yards	Pct.	TD	Int.	LG	Yards	
19966,0	34	23	241	67.6	3	2	22t	4/34	92.9

HOME COOKING

The Rams have posted a winning record at home 34 times during their 59 seasons as an NFL franchise. They had 26 winning seasons at the Memorial Coliseum in Los Angeles, including a 7-0 mark in 1973. The Rams had one other perfect record at home, a 5-0 mark in 1945 that included a 15-14 win over Washington at Municipal Stadium in the NFL Championship game.



23 GERALD McBURROWS S

RAM FACTS

5-11	205
10/7/73	3rd Year
Kansas	D7A -- 1995
King H.S.	Detroit, Mi.

Games, Starts: 1996- 16, 7

Career- 30, 10; Consecutive- 30, 0

Signed through 1997

Gerald played against former Rams' player and current Pittsburgh Steelers running back Jerome Bettis in high school in the Detroit city championship. Gerald helped Martin Luther King High defeat MacKenzie in the title game where Bettis was held to under 50 yards rushing.

Pro: Tough, aggressive defender with hard-hitting ability...solid, physical performer in run support...outstanding special teams player...Rams' seventh round pick (214th overall) In 1995 NFL Draft. **1996:** Played in 16 games while being pressed into starting role for seven games replacing an injured Toby Wright... registered career-high 70 tackles, one interception and five passes defended...made five special teams tackles...played in secondary in Game 4 against Arizona 9/29...replaced an ejected Toby Wright at strong safety and finished with six tackles in Game 5 against San Francisco 10/6...played in nickel packages

and finished with three tackles at Carolina 10/13...replaced injured Wright (hamstring) at strong safety against Jacksonville 10/20 in second quarter...finished with eight tackles and first career interception...made first start of season and fourth of career at Baltimore 10/27, replacing an injured Wright (hamstring)...made second consecutive start at Pittsburgh 11/3, recording career-high 12 tackles...earned game ball from coaches after tying career-best 12 tackles in starting as extra defensive back against Atlanta 11/10...deflected Bobby Hebert pass in second quarter that Wright intercepted and returned 19 yards for touchdown...started at strong

safety at New Orleans 12/1...finished with eight tackles. **1995:** Played in 14 games and started three as extra defensive back...led reserves on defense with 32 tackles...team leader in special teams tackles with 25...led special teams in tackles five times...made first career start and finished with then career-high seven tackles, one pass defended, one tackle for loss and team-high three special teams tackles against Carolina 9/17...recorded first career sack and three tackles at New York Jets 12/3...made two starts against Atlanta 10/12 and 11/19...missed first two games after spraining left knee in preseason.

College: Three-year starter at Kansas...played corner first three seasons before moving to strong

safety prior to senior season...started 34 consecutive games for Jayhawks...ended collegiate career ranked fourth on Kansas' all-time career list with 232 tackles (161 solo), including five for a loss...recorded three interceptions, 22 pass breakups and forced four fumbles...appeared in 44 games, started 37...finished senior season with career-high 74 tackles and played in Blue-Gray All-Star game.

Personal: Gerald Lance McBurrows starred at Martin Luther King High in Detroit, Mi...lettered in football and track...earned all-league honors as senior...led team with 77 tackles...qualified for honors math program...single...resides in Detroit, Mi.

McBURROWS' RAMS STATISTICS

Year	Tackles					
	G,S	Solo	Asst.	Total	Sacks	Int.
1995	14,3	26	6	32	1.0	0
1996	16,7	48	22	70	0	1
Totals	30,10	74	28	102	1.0	1

Single Game Highs:

Total Tackles - 12 (twice) last time vs. Atlanta (11/10/96)

Solo - 9 at Pittsburgh (11/3/96)

Int. - 1 vs. Jacksonville (10/20/96)

Additional Career Statistics: Passes defended: 1995 (5), 1996 (5); Special teams tackles: 1995 (25), 1996 (5).

TITLE TEAM

From 1973-79, the Rams controlled the NFC West Division - a streak of seven straight seasons. No other team in the NFL has ever won as many consecutive division titles.



47 RYAN McNEIL

CB

RAM FACTS

6-2	192	
10/4/70	5th Year (1st w/ Rams)	
Miami	UFA (Det.) -- 1997	
Westwood H.S.	Fort Pierce, Fl.	
Games, Starts: 1996-	16, 16	
Career-	62, 47; Consecutive-	39, 38
Signed through 1997		

Ryan has fulfilled a childhood "prophecy" of sorts by playing with the Rams. While playing Pop Warner football in seventh and eighth grade, McNeil's team name was the Rams. The team won the league championship during Ryan's second year and he said he hopes to do the same with the St. Louis Rams.

Pro: Durable, aggressive player with good cover skills...size makes him prototypical cornerback...has started every game the past two seasons at left cornerback...signed with Rams as unrestricted free agent (7/3 or 4/97) after spending four seasons with Detroit Lions...originally was Lions' second-round pick (33rd overall) in 1993 NFL Draft. **1996:** One of only two Detroit defenders to start every game...had a career year with personal highs in tackles (96), interceptions (5), passes defended (14) and fumbles forced and recovered (2)...team-high interception total came in six-game stretch midway through the season...recorded season-high 10

tackles in season opener at Minnesota 9/1...posted 200th career tackle at Philadelphia 9/15...recorded nine tackles in season finale at San Francisco 12/23. **1995:** Started all 16 games for first time in career...also started Lions' playoff game at Philadelphia...recorded 86 tackles with 13 pass breakups. **1994:** Emerged from training camp as starter...played in 14 games, starting 13...recorded 58 tackles, seven pass breakups and one interception...broke a bone in his left hand early in training camp and missed first two preseason games...missed two games (at N.Y. Giants 10/30 and Green Bay 11/6) with left ankle

injury...returned to play final seven games, starting last six...recorded career-high 12 tackles vs. Minnesota 12/17. **1993:** Played in mostly nickel and dime situations...recorded 36 tackles, two interceptions and two passes defended...played on special teams in first NFL game vs. Atlanta 9/5...made first career interception at New England vs. Drew Bledsoe 9/12...made first NFL start vs. Tampa Bay 11/7.

College: Earned Consensus All-America and All-Big East Conference first team selection by the Associated Press, Football News, & Kodak...finalist for Jim Thorpe Award, given to top collegiate defensive back...recorded 34 tackles, two interceptions and 10

pass deflections...also earned first-team All-Big East honors as junior...deflected 17 passes and recorded five interceptions...was teammate of Rams' running back Derrick Harris...graduated with degree in psychology.

Personal: Born Ryan Darrell McNeil...was team captain, two-time Offensive Player of the Year and All-Area first team selection by Ft. Pierce News Tribune...also lettered in track...won district title in long jump, triple jump, 200-yard dash and 440-yard dash...regional triple jump champion...attended Florida American Legion State...member of Dean's List all four years in high school...single...resides in Miami, Fl.

McNEIL'S NFL STATISTICS

Year	Team	Tackles				Interceptions				
		G.S	Solo	Asst.	Total	No.	Yards	Avg.	LG	TD
1993	Detroit	16, 2	32	4	36	2	19	9.5	16	0
1994	Detroit	14, 13	51	7	58	1	14	14.0	14	0
1995	Detroit	16, 16	69	17	86	2	26	13	21	0
1996	Detroit	16, 16	78	28	96	5	14	2.8	15	0
Totals		62, 47	230	46	276	10	73	7.3	21	0

Additional Career Statistics: Fumbles recovered: 1995 (1 for 0), 1996 (2 for 0)

Playoffs: Games: 1993 (1,0), 1994 (1,1), 1995 (1,1); Tackles: 1993 (0), 1994 (11); 1995: (7)

BREAKING DOWN BARRIERS

In 1946, Woody Strode and Kenny Washington became the first African-Americans to play in the modern National Football League. The Rams signed Strode and Washington one year before Jackie Robinson broke the color barrier with the Brooklyn Dodgers.



73 FRED MILLER

T

RAM FACTS

6-7	315
2/6/73	2nd Year
Baylor	D5 -- 1996
Eisenhower H.S.	Houston, Tx.

Games, Starts: 1996- 14, 0

Career- 14, 0; **Consecutive-** 14, 0

Signed through 1998

Fred was given the nickname "Freight" by Nebraska's Tommie Frazier while they were teammates at the 1996 East-West Shrine game in Palo Alto, Ca.

Pro: Young, physical lineman with excellent size and quickness...Rams' fifth-round selection (141st overall) of 1996 NFL draft.

1996: Played in 14 games as multi-purpose offensive lineman...handled short snaps on field goals...played both tackle positions...played first NFL game on special teams in Game 3 against Washington...saw first NFL action at left tackle in Game 6 against Carolina, replacing an injured Wayne Gandy for two series...made first appearance at right tackle in Game 9 at Pittsburgh, replacing Zach Wiegert in fourth quarter.

College: Started 41 of possible 44 collegiate games...two-time All-Southwest Conference selection...sociology major.

Personal: Born Fred Miller, Jr., in Houston, Tx...lettered in football for Eagles of Eisenhower High in Houston...held many summer jobs, including working for the *Houston Post* newspaper, an Exxon service station and Brown & Root construction company...married (Kim)...couple resides in Creve Coeur, Mo.



44 JERALD MOORE

RB

RAM FACTS

5-9	225
11/20/74	2nd Year
Oklahoma	D3 -- 1996
Jack Yates H.S.	Houston, Tx.

Games, Starts: 1996- 11, 4

Career- 11, 4; **Consecutive-** 3, 2

Signed through 1998

After breaking his ankle in eighth grade, Jerald thought about quitting football. Moore changed his mind after his older brother talked him into trying again. He went on to break the greater Houston high school single-season rushing record with 2,594 rushing yards in 1992, surpassing Craig James.

Pro: Strong, powerful back with deceptive speed...was one of seven rookies to start on offense during 1996 season...Rams third-round selection in 1996 NFL Draft (83rd overall). **1996:** Appeared in 11 games with four starts at fullback...saw limited action due to injuries...ended season with 32 yards on 11 carries...also caught three passes for 13 yards...was inactive for five games...missed first two games of season due to ankle injury...played first NFL game in Game 3 vs. Washington...made first career start at fullback at Baltimore 10/27.

College: Played both halfback

and fullback... tied with Buck McPhail (1950-52) for 17th on school's career rushing list with 1,895 yards...averaged 5.5 yards a carry and scored 22 rushing touchdowns...caught 35 passes for 405 yards with two touchdowns...entered draft after junior season...university studies major.

Personal: Born Jerald Christopher Moore in Houston, Tx....lettered in football for Lions of Jack Yates High in Houston...same school produced NFL players such as RB Johnny Bailey, LB John Roper, DE Dexter Manley and CB Elvis Patterson...Earned All-Greater Houston Most Valuable Player honors as senior...reg-

returns for 118 yards (14.8 avg.)...finished tied for third with 17 tackles on special teams. **1995:** Played in 15 games for the Jets, starting three at running back...carried 43 times for 121 yards...caught eight passes for 50 yards...also registered 15 special teams tackles...returned eight kickoffs for 166 yards (20.8 avg). **1994:** Started all 16 games, leading Arizona in rushing with 780 yards on 232 carries, scoring four touchdowns...also had eight catches for 52 yards and one touchdown...had Cardinals' lone 100-yard rushing game of the season, a 28-carry, 118-yard performance against Washington. **1993:** Exploded onto the NFL as a rookie, rushing for 1,018 yards and nine touchdowns in being named to the All-Madden Team...became first 1,000-yard rusher for Cardinals since 1985 and first Cardinals' rookie to do it since Ottis Anderson in 1979...touchdown total ranked second in NFC, led all rookies and set a club record...also caught three passes for 16 yards...set career high with 36 carries for 160 yards against Philadelphia on a sprained ankle...joined Jim Brown, Gale Sayers, Earl Campbell and Emmitt Smith as only the fifth

rookie in NFL history to rush for four touchdowns in a game, accomplishing the feat against Rams 12/5.

College: Rushed for 4,299 yards, including 2,585 as a senior when he earned Consensus All-America, MIAA Player of the Year honors and won the Harlon Hill Award given to the top player in Division II. Set 10 Division II playoff records while leading Pittsburg State to a 51-4 record, three Division II championship game appearances and the national championship in 1991...gained NCAA record 379 yards and five touchdowns on 37 carries vs. Portland State as senior...communications/broadcasting major.

Personal: Born Ronald L. Moore in Spencer, Ok...standout linebacker and running back at Star Spencer H.S., collecting 119 tackles and rushing for 941 yards and 11 touchdowns as a senior...also had impressive high school wrestling career...married (Tammy)...the couple has two daughters, Ashlynn (3/10/95) and Allison (1/3/97)...the Moores reside in Edmond, Ok.

R. MOORE'S NFL STATISTICS

Year	G,S	Rushing						Pass Receiving				
		No.	Yards	Avg.	LG	TD	No.	Yards	Avg.	LG	TD	
1993	Arizona.....16/11	263	1018	3.9	20	9	3	16	5.3	6	0	
1994	Arizona16/16	232	780	3.4	24	4	8	52	6.5	18	1	
1995	NY Jets15/3	43	121	2.8	14	0	8	50	6.3	13	0	
1996	NY Jets.....15/0	1	1	1.0	1	0	0	0	0.0	0	0	
Totals54/20	539	1920	3.6	24	13	19	118	6.2	46	1	

Single Game Highs

No. - 36 vs. Philadelphia (11/7/93)
 Yds. - 160 vs. Philadelphia (11/7/93)
 LG - 24 vs. Minnesota (10/2/94)
 TD - 4 vs. L.A. Rams (12/5/93)

100-yd. rushing games - 4 Last at Washington (10/16/94)
 Rec. - 3 vs. N.Y. Giants (9/11/94)
 Yds. - 18 at Atlanta (12/24/94)
 LG - 18 at Atlanta (12/24/94)
 TD - 1 vs. N.Y. Giants (9/11/94)

Additional Career Statistics: Kickoff returns: 1995 (8 for 116 yards), 1996 (8 for 118 yards); Special teams tackles: 1996: 17; Games played, starts: 54, 20: 1993 (16, 11), 1994 (16, 16), 1995 (15, 3), 1996 (15, 0)



91 LESLIE O'NEAL

DE

RAM FACTS

6-4 270
 5/7/64 12th Year (2nd w/ Rams)
 Oklahoma State UFA (S.D.) -- 1996
 Hall H.S. Little Rock, Ark.
 Games, Starts: 1996- 16, 16
 Career- 149, 141; Consecutive- 73, 73
 Signed through 1998

Following a career-threatening knee injury in 1986, Leslie received his medical attention and strenuous rehabilitation program from U.S. Ski Team doctor Richard Stedman. After a 22-month recovery, Leslie has played in 135 of the last 136 games, including 73 in a row to start the 1997 season. Leslie earned the first of six Pro Bowl invitations in his first full season back from the injury.

Pro: One of premier pass rushers in NFL history...ranks ninth all-time with 112.5 career sacks...combines speed and quickness to pressure outside, and strength and power for inside

rush...possesses multitude of pass rush moves...invited to six Pro Bowls, and two-time All-Pro selection...has posted 10 or more sacks in season seven times...durable player who has played in 73 consecutive games and 135 of last 136...first round choice (8th overall) by San Diego in 1986 NFL Draft. **1996:** Started all 16 games at left defensive end...led Rams' defensive linemen with 71 tackles...also led squad in quarterback pressures with 20 and fumble recoveries with three... tied for team lead with seven tackles for losses...ranked second on club with seven quarterback sacks...played in team-high 1,050 defensive plays...recorded season-high eight tackles twice in Game 4 at Arizona and Game 8 vs. Jacksonville. **1995:** Started 16 games and led team in sacks for sixth consecutive season...named to AFC Pro Bowl team for fourth consecutive season and sixth time overall...ranked third in AFC with 12.5 sacks and tied for team lead with four forced fumbles...recorded two multiple sack games...had six tackles and season-high 3.5 sacks against Seattle 10/22...registered three sacks against Arizona 12/9...recorded 100th

career sack against Kansas City 11/12. **1994:** Started all 16 regular season games and three playoff games... led team for fifth consecutive season and finished second in AFC with 12.5 sacks...earned Pro Bowl honors for third consecutive season and fifth overall...First Team All-Pro selection by *Football Digest*...First Team All-AFC choice by *UPI* and *Football News*. **1993:** Shared Chargers Most Valuable Player award with Junior Seau...earned First Team All-Pro honors by *Sports Illustrated*...led team in sacks for fourth season in row with 12...named to AFC Pro Bowl team for second consecutive year and fourth overall. **1992:** Started 15 games...led AFC and second in NFL with career-high 17 sacks...named starter to AFC Pro Bowl team...First Team All-AFC and Second Team All-NFL by *College and Pro Football Newsweekly*...AFC Defensive Player of Month after posting 7.5 sacks and 28 tackles in December...missed game against Denver 10/25 after undergoing minor arthroscopic procedure on knee. **1991:** Started 16 games and led team in sacks for second straight season with nine...posted 11 tackles and four sacks against

Denver 12/22. **1990:** Started 16 games...led Chargers and tied for third in AFC with 13.5 sacks...selected to AFC Pro Bowl team for second consecutive season. **1989:** Started 16 games and earned first Pro Bowl invitation as right outside linebacker...first full season since 23-month absence with career-threatening knee injury...led all AFC linebackers with 12.5 sacks...First Team All-Pro selection by *Football News*...First Team All-AFC by *UPI* and *Pro Football Weekly*...named Comeback Player of Year by NFL Films. **1988:** Played nine games and started one at right defensive end...missed first seven games while rehabilitating knee injury...played first game since 11/30/86 against Miami 10/16. **1987:** Missed entire season with career-threatening knee injury. **1986:** Named NFL Defensive Rookie of Year by *Associated Press* after posting 82 tackles and 12.5 sacks...started 13 games at right defensive end...missed three games after suffering season ending knee injury against Indianapolis 11/30...set club record with

career-high five sacks against Dallas 11/16...scored first career touchdown with five-yard interception against Kansas City 10/19.

College: Four-year starter and two-time All-America...played defensive end as freshman and defensive tackle final three years...runner-up for Lombardi Award as nation's top defensive player in 1985...earned All-America honors as junior and senior...named Big Eight Defensive Player of Year by *Associated Press* as junior...posted 31 sacks in final three seasons...personnel management major.

Personal: Born Leslie Claudis O'Neal in Little Rock, Ark...All-America and All-State defensive tackle at Hall High in Little Rock...lettered in basketball and track...avid golfer...member of the 1996 Rushmen who attempted to "sack homelessness" with a \$60,000 performance donation to benefit the St. Patrick Center...single...resides in San Diego, Ca.

O'NEAL'S NFL STATISTICS

Year	G,S	Tackles			Sacks	No.	Yards
		Solo	Asst.	Total			
1986	San Diego13,13	61	21	82	12.5-77	2	1
1987	San DiegoReserve/Injured						
1988	San Diego9,1	2	26	28	4-32	0	0
1989	San Diego16,16	78	18	96	12.5-101	0	0
1990	San Diego16,16	64	17	81	13.5-112	0	0
1991	San Diego16,16	63	5	68	9-62	0	0
1992	San Diego15,15	68	10	78	17-132	0	0
1993	San Diego16,16	49	7	56	12-98	0	0
1994	San Diego16,16	47	13	60	12.5-60	0	0
1995	San Diego16,16	36	10	46	12.5-81	0	0
1996	St. Louis16,16	47	24	71	7.0-30.5	0	0
Total149,141	535	131	666	112.5-785.5	2	2

Single Game Highs

Total tackles - 13 vs. Kansas City (9/24/89)

Sacks - 5 vs. Dallas (11/16/86)

Int. - 1 (twice) Most recent: at Kansas City (10/19/86) (5t)

Additional Career Statistics: Fumble recoveries, 10: 1986 (1), 1989 (2), 1990 (1), 1992 (1), 1993 (1), 1994 (1), 1996 (3); Forced fumbles, 19: 1986 (3), 1988 (1), 1989 (2), 1990 (2), 1991 (2), 1993 (2), 1994 (2), 1995 (4), 1996 (1). Passes defended: 1996 (4).

Playoffs: Games played-starts, 6-6: 1992 (2-2), 1994 (3-3), 1995 (1-1)



DE Leslie O'Neal enters the 1997 season ranked ninth on the NFL's all-time sack list with 112.5.



97 CHUCK OSBORNE

DT

RAM FACTS

6-2	295
11/2/73	2nd Year
Arizona	D7 -- 1996
Canyon Country H.S.	Canyon Country, Ca.
Games, Starts: 1996- 16, 2	
Career- 16, 1; Consecutive- 16, 0	
Signed through 1997	

Chuck became a record setter when he was born on the morning of November 2, 1973. At 13 pounds, 10 ounces, Chuck was the largest baby ever born at Los Angeles County USC Medical Center. His mother, Kathleen, was in labor 24 hours.

Pro: Aggressive, relentless defensive tackle...hard-nosed, tough competitor...one of three former Arizona players on the roster (Mike Scurlock and Ty Patten)...Rams' seventh round pick (222nd overall) in the 1996 NFL Draft. **1996:** Played in 16 games, starting two at defensive tackle...posted 12 tackles, one sack and one forced fumble...made NFL debut in season-opener against Cincinnati 9/1...played mostly on special teams against Arizona 9/29, San Francisco 10/6, Carolina 10/13, Baltimore 10/27 and New Orleans 12/1...recorded first tackle and first quarterback pressure of career against Jacksonville

10/20...recorded career-high three tackles, including two for losses, at Pittsburgh 11/3...notched first sack of NFL career against Carolina quarterback Steve Beuerlein 11/17...laid blindside hit on Beuerlein and forced fumble in second quarter...made first start of career at Atlanta 12/15...finished with one tackle in place of injured Jimmie Jones (shoulder)...tied career-high with three tackles against New Orleans 12/21.

College: Two-year starter for Arizona's "Desert Swarm" defense...recorded 80 tackles and 21 sacks in final two seasons...played in 33 consecu-

tive games, starting 22 in a row...earned first team All-Pac 10 honors during senior season after posting career-high 43 tackles and seven sacks...earned All-Pac 10 honorable mention honors after posting team-high 11 sacks and 15 tackles for a loss during junior season...sociology major.

Personal: Born Charles Wayne Osborne, Jr. in Los Angeles...prepped at Canyon

Country High in Canyon Country, Ca...earned First Team All-State and First Team All-Southern California honors as senior defensive tackle...played eight positions during prep career, including tight end, fullback, guard, offensive tackle and kick returner...was Lemming National Top 75 pick and Blue Chip First Team All-America...enjoys fishing and hunting...single...resides in Canyon Country, Ca.

OSBORNE'S RAMS STATISTICS

Year	G,S	Tackles		Total	Sacks	Yards
		Solo	Asst.			
1996	16, 2	10	2	12	1	8

Single Game Highs

Total tackles -- 3 at Pittsburgh (11/3/96); vs. New Orleans (12/21/96)

Solo -- 3 at Pittsburgh (11/3/96)

Sacks -- 1 vs. Carolina (11/17/96)

Additional Career Statistics: Forced Fumbles: 1996 (1).

SCORING MACHINE

The Rams are the only team in NFL history to score more than 60 points in a game twice in a single season. The Rams beat Baltimore, 70-27, on Oct. 22, 1950 and hammered Detroit, 65-24, one week later. They tied a league record for most points in a quarter, scoring 41 in the third against the Lions. The Rams are one of only five teams in NFL history to score more than 60 points in a game multiple times.



27 ANTHONY PARKER CB

RAM FACTS

5-10	185
2/11/66	8th Year (3rd w/ Rams)
Arizona State	UFA (Minn.) -- 1995
McClintock H.S.	Tempe, Az.

Games, Starts: 1996- 14, 14
Career- 79, 49; Consecutive- 2, 2
Signed through 1997

Anthony is tied with Dallas' Deion Sanders for first among active NFL players in career defensive touchdowns. Parker, who has seven defensive touchdowns in his NFL career, needs three touchdowns to tie Ken Houston's record of 10.

Pro: Big-play cornerback with speed and acceleration...has excellent man-to-man skills...since 1992 no NFL defensive back has scored more defensive touchdowns than Parker with seven defensive touchdowns in last four seasons (three fumbles, four interceptions)...ranks fourth on NFL's all-time list of defensive touchdowns...tied with Dallas' Deion Sanders for first among active players...signed with Rams as unrestricted free agent 4/5/95...three years (1992-94) in Minnesota...signed by Indianapolis as undrafted free agent in 1989...did not play 1990, but signed by Kansas City in 1991...first round selection in 1991 World League positional

draft. **1996:** Ended season with 71 tackles...defensed 13 passes to rank second on club...also forced and recovered fumble...his four interceptions equaled career-high set in 1994...returned two picks for touchdowns...enjoyed best game as pro in Game 7 vs. Jacksonville...established career-high 16 tackles, matched career-high by stealing two Mark Brunell passes and returning one a career-long 92 yards for a touchdown...his 106 return yards for the game were one shy of club record of 107 set by Aaron Martin on October 18, 1964 vs. San Francisco...Parker earned NFC Defensive Player of the Week honors following that performance. **1995:** Started 16 games at

left cornerback...led team with four fumble recoveries, including one for touchdown against Carolina 9/17...second on team with 12 passes defended...recovered team-high two onside kicks to clinch wins over Green Bay 9/3 and Carolina 11/12...recovered fumble in three consecutive games (Games 3-5). **1994:** Started 15 games at left cornerback and made career-high 78 tackles...tied Vencie Glenn for team-lead with four interceptions and returned two for touchdowns...named NFC Defensive Player of Month for October after setting league and Vikings' record by scoring defensive touchdown in three consecutive games...had 44-yard interception return for touchdown on Monday Night Football at N.Y. Giants 10/10...returned James Harris fumble 23 yards for touchdown on Thursday Night TNT game versus Green Bay 10/20...had 41-yard interception return for score at Tampa Bay 10/30...did not play with strained left hamstring against New England 11/13...recorded first sack of career in playoffs against Chicago 1/1/95. **1993:** Played in 14 games...missed two preseason games and opener against Raiders (9/5) with leg injury. **1992:** Sec-

ond on team with three interceptions as nickel back...was fourth in NFC with 10.2-punt return average...intercepted first pass of Vikings career against Tampa Bay 11/8...scored first career touchdown on 58-yard fumble return against Houston 11/15...intercepted two passes, including one that set up score, against Rams 11/29...played for New York/New Jersey Knights of World League. **1991:** Led World League with 11 interceptions, including two for touchdowns...received All-World honors...first-round selection by N.Y./N.J. Knights and second defensive back chosen in 1991 WLAFF positional draft. **1990:** Signed by N.Y. Jets as plan B free agent from Indianapolis, but released 9/4. **1989:** Signed as free agent with Indianapolis...spent first 10 weeks of season on injured reserve with hamstring injury.

College: Received All-Pac 10 honors as cornerback and punt return specialist as junior...led conference with 19.8-yard punt return average...set school record with 148 punt return yards, including 65-yard touchdown versus SMU 9/20/86...helped lead Sun Devils to 1987 Pac-10 cham-

pionship and Rose Bowl win over Michigan in 1988...played in only six games as senior due to knee injury requiring reconstructive surgery...graduated from ASU with degree in physical education.

Personal: Born Will Anthony Parker in Sylacauga, Alabama...played football and baseball at McClintock High in Tempe, Az....was Arizona's prep scoring champion as running back during junior and senior seasons

(1982-83)...named Arizona high school Player of Year in 1983 after rushing for 1,277 yards and 18 touchdowns...scored six touchdowns in game versus Chapparal...ranks ninth in Arizona prep annals with 54 career touchdowns...nicknamed A.P....father, William, played baseball for California Angels...married (Beth)...couple resides in Tempe, Az. with sons Colin (5/6/89) and Cedric (10/26/92).

PARKER'S NFL STATISTICS

Year	G,S	Tackles			Pass Interceptions				
		Solo	Asst.	Total	No.	Yards	Avg.	LG	TD
1989	Indianapolis.....1,0	1	0	1	1	0	0.0	0	0
1991	Kansas City2,0	2	0	2	0	0	0.0	0	0
1992	Minnesota16,3	19	10	29	3	23	7.7	23	0
1993	Minnesota14,0	15	5	20	1	1	1.0	1	0
1994	Minnesota.....15,15	64	14	78	4	99	24.8	44	2
1995	St. Louis16,16	42	9	51	2	-5	-2.5	3	0
1996	St. Louis14,14	49	22	71	4	128	32.0	92t	2
Total78,48	192	60	252	15	246	16.4	92t	4

Punt Returns

Year	No.	Yards	Avg.	LG	TD
1992.....	33	336	10.2	42	0
1993.....	9	64	7.1	20	0
Total.....	42	400	9.5	42	0

Additional Career Statistics: Special teams tackles, 1; 1992 (1); Fumbles recovered, 7; 1992 (1 for 58t), 1994 (1 for 23t), 1995 (4) 1996 (1); Forced Fumbles 1; 1996 (1); Kickoff returns: 1992 (2 for 30, 15 LG)

Playoffs: Games: 1992 (1), 1993 (1), 1994 (1); Tackles: 1992 (6-1-7), 1993 (2-0-2), 1994 (3-0-3), Interceptions: 1994 (1 for 10); Sacks: 1994 (1); Punt returns: 1992 (1 for 13).

FAST EDDIE

Rams' wide receiver Eddie Kennison won the 1997 NFL Fastest Man's contest. Kennison is the second Ram to win the award. Ron Brown won the first contest in 1987. Former Ram Alexander Wright won the award twice while a member of the Raiders in 1992 and 1993.



98 TY PARTEN

DT

RAM FACTS

6-5	295
10/13/69	3rd Year
Arizona	UFA (Cinn.) -- 1997
Horizon H.S.	Scottsdale, Az.
Games, Starts: 1996- 0, 0	
Career- 25, 4; Consecutive- 0, 0	
Signed through 1998	

While rehabilitating his right knee last season, Ty coached the freshman football team at Paradise Valley High School in Scottsdale, Arizona to an undefeated season.

Pro: Aggressive, highly intense player...free agent signee who played in the World League last season with the Scottish Claymores...third round pick of Cincinnati Bengals (63rd overall) in 1993 NFL Draft. **1996:** No. 1 overall pick of the 1996 World League Draft...registered 13 tackles and two sacks for the World Bowl Champions...also had two passes defended. **1995:** Cut during training camp of Cincinnati Bengals. **1994:** Played in 14 games, starting four...registered 20 tackles...played in first five games before missing sixth with ankle injury...played as reserve in next three games before starting games 10-13 at right end, replacing injured John Copeland...played in final two

games after missing game 14 with calf injury. **1993:** Played in 11 games with one start...registered eight tackles...played in first 10 games before suffering broken thumb in game 11 vs. Raiders...on injured reserve the remainder of the season...made first NFL start vs. Seattle (9/26), replacing injured George Hinkle...posted three tackles and had one pass defended.

College: Emotional leader of Arizona defense...named to Super Sleeper Team in Poor Man's Guide to NFL Draft...Boosted draft stock with strong performance vs. Baylor in John Hancock Bowl...also played in Aloha and Copper Bowls.

Personal: Born Ty Daniel Parten in Scottsdale, Az...attended Horizon High...enjoys water ski-

ing and motorcycle riding...single...resides in Scottsdale, Az.

PARTEN'S NFL STATISTICS

Year	G,S	Tackles			Sacks	
		Solo	Asst.	Total	No.	Yards
1993	11,1	5	3	8	0	0
1994	14,4	16	4	20	0	0
Total	25,5	21	7	28	0	0

Single Game Highs

Total tackles - 3 vs. Indianapolis (11/20/94), vs. Seattle (9/26/93)

Solo - 3 vs. Indianapolis (11/20/94)

Sacks - 0

Additional Career Statistics: Special Teams Tackles: 1994 (1).



64 GERALD PERRY

G/T

RAM FACTS

6-6
11/12/64
Southern
Dreher H.S.
312
9th Year (3rd w/ Rams)
UFA (Oak.) -- 1996
Columbia, S.C.

Games, Starts: 1995- 3, 3
Career- 81, 68; Consecutive- 2, 2
Signed through 1997

In college, Gerald was a member of the Southern University basketball team that captured two consecutive Southwestern Athletic Conference championships and NCAA Tournament bids (1987-88). Perry was the Jaguars' sixth-man.

Pro: Rejoined Rams after signing 4/2/97...spent 1993-95 with Raiders...spent three seasons with Denver before being acquired by Rams in 1991 NFL Draft day trade for RB Gaston Green and

fourth-round pick (WR Derek Russell)...Rams received 12th round choice (OL Jeff Pahuoko) along with Perry...played two seasons with Rams (1991-92) before signing with Raiders in

1993...originally second-round selection of Denver (45th overall) in 1988 NFL Draft. **1996:** Signed with Rams June 10...left camp in August and was out of football. **1995:** Missed 12 games due to broken arm suffered in season opener vs. San Diego...returned to start last two contests. **1994:** Was starting left tackle for first six games before suffering foot injury at Miami 10/10...missed next four games...returned to starting lineup against New Orleans 11/20. **1993:** Started 15 games at left tackle...missed only game (11/28) due to death in family. **1992:** Started 16 games for Rams at left tackle. **1991:** Started all 16 games at left tackle for Rams. **1990:** Started eight games for Denver. **1989:** Started 15 games for Bron-

cos. **1988:** Named to *United Press International* and *Football Digest* All-Rookie squads...appeared in 16 games with six starts...filled in at left guard for injured Keith Bishop

College: Played right tackle for two seasons at Southern University after transferring from Mississippi Junior College...named consensus Division I-AA All-America and as senior...two-time All-Southwestern Athletic Conference.

Personal: Gerald Perry was born in Columbia, S.C...earned 11 varsity letters while playing football, basketball and track at Dreher High in Columbia...resides in Atlanta, Ga.

Games Played, Starts: 1988 (16,6), 1989 (16,15), 1990 (8,8), 1991(11,9), 1992 (16,16),1993 (15,15), 1994 (12,12), 1995 (3,3) Total 97,84

RETIRED JERSEYS

The Rams have officially retired two jerseys, no. 74 worn by 14-time Pro Bowl defensive tackle Merlin Olsen, and no. 78 worn by seven-time Pro Bowl offensive lineman Jackie Slater. In addition, the numbers of former Ram greats Bob Waterfield (7), Elroy Hirsch (40), and Jack Youngblood (85) are not issued.



58 ROMAN PHIFER

LB

RAM FACTS

6-2	240
3/5/68	7th Year
UCLA	D2 -- 1991
S. Mecklenburg H.S.	Pineville, N.C.
Games, Starts:	1996- 15, 15
Career-	90, 81; Consecutive- 0, 0
Signed through	1998

Roman attributes his outstanding pass coverage skills to spending most of his time with defensive backs. Ever since college, Roman has primarily trained with corners and safeties, including Carlton Gray (Seahawks), Eric Turner (Baltimore) and Damion Lyons (CFL). He continues to run sprints and participate in other drills with the Rams' defensive backs to increase his speed and flexibility.

Pro: One of premier linebackers in league...outstanding against run and pass...has speed, durability and toughness...workhorse plays in Rams' nickel and dime defenses as well as special teams...has started 81 of 90 games in career...Rams leading tackler in three of last four seasons...second-round selection (31st overall) by Rams in 1991 NFL Draft. **1996:** Despite missing one game, ended season as Rams' leading tackler with career-high 170 tackles...was on pace to establish unofficial team record of total tackles in single-season of 185 set by LB Jim Collins in 1984, but missed season finale against New Orleans due to injury suffered

(left knee) in Game 15 at Atlanta...played in 79 consecutive games prior to injury...led team in tackles eight times and recorded nine double digit tackle games...also added six special teams tackles...averaged 11.3 tackles per game...also recorded 1.5 quarterback sacks, six tackles for losses, forced a fumble and defended nine passes...along with Robert Jones, became first pair of Rams linebackers to record 100 tackles in same season since Collins and Carl Ekern (131) in 1985...recorded career-high 19 tackles in Game 2 at San Francisco...also posted career-high 15 solo tackles in Game 7 vs. Jacksonville. **1995:** Started 16

games and finished as team leader in tackles (149), passes defended (14) and tackles for loss (12.5)...second 100-tackle season of career...became first player in team history to be named NFC Defensive Player of Month after posting 48 tackles, one sack, two forced fumbles and two interceptions in September...one of only three players in NFL (Greg Lloyd, Sam Mills) to record 100 tackles, three sacks and three interceptions...played every defensive snap in seven games and missed only one play in three games...led team in tackles six times and had eight double digit tackle games...recorded season-high 17 tackles against San Francisco 10/22. **1994:** Played 16 games, starting 15...played final 12 games with special elbow brace after suffering a hyper-extended left elbow at Kansas City 9/25...finished tied with safety Marquez Pope for second on club in total tackles with 96 (78 solo)...also ranked second on club with nine passes defended...led team in tackles four times, including last three games of year...was club's recipient of Ed Block Courage Award...missed start versus Atlanta 10/2, snapping streak of

30 consecutive starts...earned defensive game ball from coaches after recording six tackles (five solo) and joining DE Fred Stokes on sack versus Giants 10/16. **1993:** Started 16 games at outside linebacker...led team in total tackles with 117...led team in total tackles in six games, including season-high 12 at Green Bay 9/5 and versus Washington 11/21...tied for team lead (DE Fred Stokes) with two fumble recoveries and tied for third with six passes defended. **1992:** Finished fifth on team in tackles...recorded first career interception versus N.Y. Giants 10/18. **1991:** Missed final five games of year after suffering broken fibula against 49ers 11/25...placed on injured reserve 11/26...started first NFL game at New Orleans 9/15 and had three total tackles (two solo).

College: Earned All-Pac 10 honors as senior...recorded 112 total tackles (76 solo) during three-year career at UCLA...registered 71 total tackles (51 solo), three sacks, three interceptions and nine tackles for losses in 1990...history major.

Personal: Roman Zubinski Phifer was born in Plattsburgh,

N.Y...attended South Mecklenburg High in Pineville, N.C...lettered three years in both football and basketball, earning all-county and *Charlotte Post* Athlete of Year honors as senior...competed in track and field in high jump (6-6) and triple jump (44-8)...voted all-conference track and field

twice...named after ex-Rams quarterback Roman Gabriel...father (James) chose middle name, Zubinski, out of phone book...married (Alexis)...couple resides in Los Angeles...parents of son, Jordan, named after superstar Michael Jordan.

PHIFER'S RAMS STATISTICS

Year	G,S	Tackles			Sacks	
		Solo	Asst.	Total	No.	Yards
1991	11,5	21	3	24	2	7
1992	16,14	51	15	66	0	0
1993	16,16	96	21	117	0	0
1994	16,15	78	18	96	1.5	7
1995	16,16	106	43	149	3.0	23
1996	15,15	123	47	170	0	0
Total	75,66	475	147	622	6.5	37

Single Game Highs

Total Tackles – 19 @ San Francisco (9/8/96)

Solo – 15 vs. Jacksonville (10/20/96)

Sacks – 1 (seven times) vs. Jacksonville (10/20/96)

Int. – 1 (six times) Most recent: vs. Miami (12/24/95)

Additional Career Statistics: Forced fumbles: 1991 (1), 1992 (1), 1994 (1), 1996 (1); Fumble recoveries: 1992 (2), 1993 (2); Special teams tackles 1991 (3), 1992 (5), 1993 (2), 1994 (3) 1996(6).

HOT AND COLD RAMS

Five Warmest Games

Date	Opponent	Score	Weather
9/11/83	N.O. Saints	30-27 W	103, clear
9/16/79	San Francisco	27-24 W	97, sunny
10/4/70	San Diego	37-10 W	97, sunny
10/5/86	Tampa Bay	26-20 W	96, clear
9/27/92	N.Y. Jets	18-10 W	95, clear

Five Coldest Games

Date	Opponent	Score	Weather
11/27/64	@ Minnesota	13-24 L	6, cloudy
*12/16/45	Washington	15-14 W	6, cloudy
12/20/92	@ Green Bay	13-28 L	8, sunny
12/26/76	@ Minnesota	13-24 L	12, overcast
11/30/58	@ St. Louis	14-24 L	15, overcast

*NFL Championship Game at Cleveland Municipal Stadium.



21 LAWRENCE PHILLIPS RB

RAM FACTS

6-0 223
5/12/75 2nd Year
Nebraska D1A -- 1996
Baldwin Park H.S. Baldwin Park, Ca.

Games, Starts: 1996- 15, 11
Career- 15, 11; Consecutive- 3, 2
Signed through 1998

Lawrence makes frequent visits to ECHO (Emergency Children's Home). His fondness for the group home stems from his background of growing up in a similar environment. During his visits, Lawrence plays basketball and talks to the children.

Pro: Aggressive and explosive runner...Rams own 2-0 record when Phillips gains over 100-yards in single game...sixth overall pick in 1996 NFL Draft and first running back...pick obtained from Washington in exchange for DE Sean Gilbert.**1996:** Was only rookie starting running back in NFC and one of seven Rams' rookies to start on offense...averaged 4.1 yards per carry over second half of season...led club in rushing by gaining 621 yards on 184 carries in 15 games with 11 starts...was first Rams' rookie running back to open season as feature back since Eric Dickerson in 1983...only fifth rookie in club history and first since Jerome Bettis in 1993 to lead team in

rushing for season...tied for team lead in rushing touchdowns with four...also added touchdown reception... handled kickoff return chores in early part of season...ended season with 74 yards on four returns...posted pair of 100-yard rushing games, both against Atlanta...scored first two touchdowns of NFL career on a pair of one-yard runs in season opening with over Cincinnati...became first rookie to run for a pair of touchdowns in one game since Dickerson on November 14, 1983...recorded first 100-yard rushing game of NFL career in Game 10 with 106 yards on 14 carries and one touchdown...averaged 7.6 yards per carry...recorded first touchdown

reception as pro with 11-yard catch in Game 11 vs. Carolina...did not play in Game 13 at New Orleans due to injured left knee...recorded season-long 38 yard run in Game 15 at Atlanta.

College: Ended collegiate career with 2,777 rushing yards on 449 carries (6.2-yard average) with 30 touchdowns in 27 games and 14 starts...28 receptions for 195 yards...tied for fourth on Nebraska's list of career 100-yard rushing games with 13...capped college career with 165 yards on 25 carries and running for a pair of touchdowns while catching another, while leading

Cornhuskers to second consecutive national collegiate championship with 62-24 victory over Florida in Fiesta Bowl...left Nebraska after junior season...sociology major.

Personal: Born Lawrence Lamond Phillips in Little Rock, Ark...grew up in Los Angeles area...sociology major...two-year letterman for Baldwin Park High in Baldwin Park, Ca...led Braves to 22-3-1 record in two-year career...recorded nearly 3,000 yards and 38 touchdowns...also lettered in track as long jumper and sprinter...single...resides in Venice, Ca.

PHILLIPS' RAMS STATISTICS

Year	G,S	Rushing			Pass Receiving						
		No.	Yards	Avg.	LG	TD	No.	Yards	Avg.	LG	TD
1996.....	15,11	193	632	3.3	38	4	8	28	3.5	11t	1

Single Game Highs

No. - 31 @ Baltimore (10/27/96)

Yds. - 112 @ Atlanta (12/15/96)

LG - 38 @ Atlanta (12/15/96)

TD - 2 vs. Cincinnati (9/1/96)

100-yd. Rushing games - 2 Last @ Atlanta (12/15/96) (22-112)

Rec. - 2 @ Arizona (9/29/96)

Yds. - 11 vs. Carolina (11/17/96)


LG - 11t vs. Carolina (11/17/96)

TWICE AS NICE

Last season the Rams had two 100-yard rushers in the same game. Lawrence Phillips (14 carries, 106 yards) and Harold Green (13-106) became the sixth duo in Rams' history to record the feat.

PHILLIPS' GAME BY GAME STATISTICS

Date	Opponent	Rushing					Pass Receiving					
		No.	Yards	Avg.	LG	TD	No.	Yards	Avg.	LG	TD	
9/1	Cincinnati	21	46	2.2	6	2						
9/8	@ San Francisco	9	15	1.7	6	0						
9/22	Washington	14	48	3.4	11	0	1	-6	-6.0	-6	0	
9/29	@ Arizona	5	1	0.2	4	0	2	9	4.5	8	0	
10/6	San Francisco	10	26	2.6	7	0	1	5	5.0	5	0	
10/13	@ Carolina	13	54	4.2	9	0						
10/20	Jacksonville	12	37	3.1	8	0		6	6.0	6	0	
10/27	@ Baltimore	31	83	2.7	22	0						
11/3	@ Pittsburgh	5	6	1.2	4	0						
11/10	Atlanta	14	106	7.6	19	1						
11/17	Carolina	14	56	4.0	19	0	1	11	11.0	11t	1	
11/24	Green Bay	9	23	2.6	9	0						
12/1	@ New Orleans	injured										
12/8	@ Chicago	5	8	1.6	4	0	1	-5	-5.0	-5	0	
12/15	@ Atlanta	22	112	5.1	38	1						
12/21	New Orleans	9	11	1.2	6	0	1	8	8.0	8	0	
Total		193	632	3.3	38	4	8	28	3.5	11t	1	



28 DINO PHILYAW

RB

RAM FACTS

5-10	205
10/6/70	3rd Year
Oregon	FA -- 1997
Southern Wayne H.S.	Dudley, N.C.
Games, Starts: 1996- 10, 0	
Career- 11, 0; Consecutive- 0, 0	
Signed through 1998	

After graduating from Southern Wayne High School in Dudley, N.C., Dino was drafted by the Cleveland Indians and spent two seasons playing professional baseball in their minor league system.

Pro: An elusive runner who can contribute on special teams...has shown flashes of his ability as a rusher out of the backfield during the preseason in addition to his kickoff and punt return abili-

ty...originally sixth round draft pick (195th overall) in 1995 NFL Draft. **1996:** Played in 10 games in 1996, primarily on special teams, notching three special teams tackles last season...after

seeing no action in the Panthers first five contests, Dino rushed nine times for 22 yards and a touchdown against St. Louis (10/13)...only other action on offense came against the Giants (11/10) with three carries for 16 yards...was inactive in five contests vs. San Francisco 9/22; at Jacksonville 9/29; at Minnesota 10/6; vs. Baltimore 12/15 and vs. Pittsburgh 12/2, in addition to both Panthers playoff contests; vs. Dallas 1/5 and at Green Bay 1/12.

1995: Saw action in one game for the Panthers and was inactive for six other contests after being signed as a free agent from the New England Patriots practice squad...returned a kickoff for 23 yards versus Indianapolis 12/3...signed to the practice squad at the conclusion of training camp.

College: Was a key contributor in

Oregon's push to the Rose Bowl in 1994, leading the Pac-10 with 11 touchdowns and ranking sixth among the conference's leading scorers...led Oregon with 716 yards on 181 carries...spent two years at Taft (Ca.) Junior College and was rated as one of the top 20 junior college prospects by *Super Prep* magazine...psychology major.

Personal: Born Delvic Dyvon Philyaw in Kenansville, N.C...attended Southern Wayne High School in Dudley, N.C...was an all-state selection in football while lettering in wrestling and baseball...following high school, was drafted by the Cleveland Indians and spent two years in their minor league system before enrolling in junior college...single...lives in Eugene, Or.

PHILYAW'S NFL STATISTICS

Year	Teams	Rushing				Kickoff Returns						
		G,S	No.	Yards	Avg.	LG	TD	No.	Yards	Avg.	LG	TD
1995	Carolina	1, 0	0	0	0.0	-	0	1	23	23.0	23	0
1996	Carolina	10, 0	12	38	3.2	8	1	0	0	0.0	-	0
Total	11, 0	12	38	3.2	8	1	1	23	23.0	23	0



94 JEFF ROBINSON

DE

RAM FACTS

6-4	275
2/20/70	5th Year (1st w/ Rams)
Idaho	FA -- 1997
Ferris H.S.	Spokane, Wa.

Games, Starts: 1996- 16, 0

Career- 64, 0; Consecutive- 64, 0

Signed through 1998

Jeff is one of only four fourth round picks on the Rams roster. He was a fourth round pick by Denver in 1992. Ron Moore (N.Y. Jets 1992), Percell Gaskins (Rams 1996) and Ryan Tucker (Rams 1997) are the other three.

Pro: Durable, dependable defensive end...valuable contributor on special teams, handling long snapping duties...never missed a game in pro career...signed with Rams as unrestricted free agent (3/14/97) from Denver...fourth round pick of Broncos (98th overall) in 1993 NFL Draft. **1996:** Played in 16 games and in Denver's playoff game vs. Jacksonville...used primarily on special teams...also saw some time as reserve on defensive line...registered two tackles and combined on a sack...added two tackles and a fumble recovery on special teams...made tackle and fumble recovery at Green Bay 12/8...shared sack with Mike Lodish against Seattle 12/1. **1995:**

Saw action on defensive line and special teams as long snapper...registered eight tackles, one pass defended and one fumble recovery...also added two tackles on special teams...registered first sack of season at San Diego 9/24...recovered a fumble and had one pass defended against Arizona 11/5...registered three tackles in season finale at Oakland 12/24. **1994:** Again played in all 16 games as reserve on defensive line and on special teams...registered career-high 14 tackles, one sack and one pass defended...posted two tackles and one pass defended against Atlanta 11/20...registered sack against New Orleans 12/24. **1993:** Played sparingly in all 16 games, improv-

ing as season went on...registered 13 tackles and 3.5 sacks with one pass defended and one forced fumble...credited with two fumbles and one forced fumble against L.A. Raiders.

College: Named First Team Division I-AA All-America by Kodak, Walter Camp, Associated Press and Poor Man's Guide to the NFL Draft as a senior at Idaho...was First Team All-Big Sky Conference selection three straight years...finished collegiate career with 277 tackles, 57.5

sacks and 16 passes defended...invited to Senior Bowl...graduated with degree in finance.

Personal: Jeffery William Robinson was born in Kennewick, Wa. (2/20/70)...attended Ferris High School in Spokane...was an All-Greater Spokane League selection during three-year career...lettered in basketball and baseball two years each...graduated with 3.7 GPA...enjoys waterskiing, snowmobiling and golf...single...resides in Spokane, Wa.

ROBINSON'S NFL STATISTICS

Year	Team	G,S	Tackles			Sacks	
			Solo	Asst.	Total	No.	Yards
1993	Denver	16, 0	7	6	13	3.5	17.5
1994	Denver	16, 0	8	6	14	1	1
1995	Denver	16, 0	3	3	6	1	5
1996	Denver	16, 0	1	1	2	0.5	2.5
Totals	64, 0	19	16	35	6.0	26.0

Additional Statistics: Special teams tackles: 1995 (2), 1996 (2); Special teams fumble recoveries: 1996 (1); Fumble recoveries: 1993 (2), 1995 (1). Forced fumbles: 1993 (1).

EXPLOSION

The Rams erupted for 59 points against Atlanta last season, tying for the third highest point-total in team history. It also was the highest point total in the NFL since 1989.



82 JERMAINE ROSS

WR

RAM FACTS

6-0	191
4/27/71	3rd Year
Purdue	FA -- 1994
Jeffersonville H.S.	Jeffersonville, In.
Games, Starts: 1996- 15, 0	
Career- 19, 0; Consecutive- 4, 0	
Signed through 1997	

Jermaine interned for two summers in the planning and engineering department for Ameritech while attending Purdue. One of his duties was planning future fiber optic routes. Jermaine was offered a full-time position with Ameritech upon graduation, but signed with the Rams.

Pro: Athletic receiver who has uncanny ability for making acrobatic catch...possesses good hands, leaping ability and toughness...signed to practice squad as undrafted free agent 8/29/94...signed to active roster 11/30/94...scored Los Angeles Rams final touchdown in Anaheim Stadium on 36-yard pass from Chris Miller in second quarter against Washington 12/24/94. **1996:** Played 15 games at wide receiver and on special teams...made 15 receptions for 160 yards and made three tackles and recovered one fumble on special teams...also had one carry for three yards and a touchdown...finished with two receptions for 20 yards at Atlanta 12/15...had 15-

yard reception from Isaac Bruce in fourth quarter to set up Lawrence Phillips touchdown run in second quarter...scored first rushing touchdown of career with three-yard reverse in fourth quarter. **1995:** Placed on reserve/injured list 8/21 after suffering left knee injury in first pre-season game against Seattle 8/5...caught five passes for 73 yards and one touchdown prior to injury. **1994:** Played in four games at wide receiver and special teams...joined select few to score touchdown on first career reception.

College: Posted 31 receptions for 493 yards and three touchdowns

as senior...had kickoff return average of 23.8 yards to rank second in Big Ten and was fifth with 126.5 all-purpose yards...led Boilermakers with 26 receptions for 579 yards and three touchdowns as junior...ranked fourth in Big Ten with 22.5-yard kickoff return average as junior...graduated with degree in electrical engineering...member of National Society of Black Engineers.

Personal: Born Jermaine Lewis Ross in Jeffersonville, In...three-sport standout at Jeffersonville High...lettered in football, basketball and track...named school's Athlete of Year and track MVP as senior...played wide receiver and defensive back and led team in interceptions final two seasons...was hurdler and long jumper...member of National Honor Society...single...resides in St. Louis, Mo.

ROSS' RAMS STATISTICS

Year	G,S	Receiving				
		No.	Yards	Avg.	LG	TD
19944,0	1	36	36.0	36t	1
199615,0	15	160	10.7	28	0
Totals19, 0	16	196	12.3	36t	1

Single Game Highs

Rec. - 2 (Five times) Last time at Atlanta (12/15/96)

Yds. - 36 vs. Washington (12/24/94)

LG - 36 vs. Washington (12/24/96)

TD - 1 vs. Washington (12/24/96)

Additional Career Statistics: Special teams tackles: 1994 (1), 1996 (2), Fumble recoveries: 1996 (1).

IN THE HISTORY BOOKS

Jermaine Ross will always be a part of Rams history. He was the last Los Angeles Ram to score a touchdown with a 36-yard pass from Chris Miller in the second quarter against the Washington Redskins 12/24/94.



11 MARK RYPIEN

QB

RAM FACTS

6-4	225
10/2/62	12th Year
Washington State	UFA (Phil.) -- 1997
Shadle Park H.S.	Spokane, Wa.

Games, Starts: 1996- 1, 0
Career- 95, 78; Consecutive- 0, 0
Signed through 1997

The "Mark Rypien Motorsport Team" began their first tour on the NASCAR circuit in 1993 season. His driver is hometown buddy and NASCAR veteran Chad Little.

Pro:Two-time Pro Bowler and Super Bowl XXVI MVP re-joins Rams after signing with St. Louis as unrestricted free agent from Philadelphia...spent 1996 with Eagles, 1995 with Rams and 1994 with Cleveland...prior to joining Browns, played seven years with Washington Redskins...established two Rams' passing records for most passing attempts in game (55) and consecutive 300-yard games (3 in 1995)...earned Pro Bowl honors following 1989 and 1991 seasons...led Redskins to playoffs three straight years (1990-92)...climaxed 1991 season by being named Super Bowl XXVI's MVP, passing for 292 yards and two touchdowns in Washington's 37-24 win over Buffalo...owns 47-31 regular sea-

son record as starter, plus 5-2 mark in playoffs...originally selected by Washington in sixth round (146th overall) of the 1986 NFL Draft. **1996:** Joined Eagles three days after Rodney Peete suffered season-ending knee injury 10/3...dressed in games 6-13 and 15-16 as back up quarterback...saw only action of season in fourth quarter of Game 14 at Indianapolis...threw for 76 yards by connecting on 10 of 13 passes with a touchdown...competed five of 12 passes for 77 yards in the playoff loss to San Francisco.**1995:** Played in 11 games and started final three...ended season by completing career-high 59.4 percent of passes with nine touchdowns...replaced Chris

Miller (concussion) in second quarter and directed second half comeback win against New York Jets 12/3...made first start of Rams' career against Buffalo 12/10.... completed 31 of 55 passes for 372 yards, two touchdowns ..broke team single game pass attempts record of 53 set by Jim Hardy (10/31/48)...completed career-high 34 of 50 passes for 347 yards, one touchdown against Washington 12/17...registered third consecutive 300-yard passing game for first time in career by completing 27 of 42 passes for 320 yards, two touchdowns against Miami 12/24. **1994:** Replaced injured Vinnie Testaverde and led Browns to 2-1 record in three starts. **1993:** Started 10 of 12 games...was 22 of 34 for 161 yards with three touchdowns in Redskins' 35-16 rout of defending World Champion Dallas Cowboys in season opener on Monday night. **1992:** Suffered injury to right shoulder in playoff loss to 49ers that required off-season scope. **1991:** Earned numerous honors including Pro Bowl, NFC Player of the Year by NFL Films and *Football News*, Super Bowl XXVI MVP, UPI All-NFC, All-Madden, *College and Pro Football Newsweekly* NFL All-

Pro First team, *Football News* All-NFC First team, AP and *NEA* All-Pro Second team and *Pro Football Weekly* All-NFC...led Redskins to 17-2 record and Super Bowl Championship...produced second-best passer rating (97.9) in Redskins history and NFL...plus-17 touchdown to interception ratio (28 TDs/11 INTs) was league-best...led NFC with 3,564 passing yards...completed 44 of 79 passes for 690 yards and 91.2 passing rating in three post-season wins...completed passes for over 45 yards 17 times, nine for over 50, six over 60 and two over 75...Named NFC Offensive Player of the Week against Falcons in Week 10, setting career-highs with 442 yards passing and six touchdowns, including 82-yard touchdown pass 11/10...442 yards was second in team history behind Sammy Baugh's 446 yards. **1990:** Missed six weeks with sprained left knee sustained Week 3 versus Dallas 9/23...led Redskins to 5-2 record in final seven games and Wild Card playoff berth...completed 26 of 38 passes for 311 yards and four touchdowns in Washington's 31-17 win over New Orleans 11/18...against Philadelphia in playoffs, completed 15 of 31

passes for 206 yards and two touchdowns 1/4/91. **1989:** Finished season 280 of 476 for 3,758 yards, 22 touchdowns, and 13 interceptions...88.1 passer rating...passing yards was second best total ever by Redskin...only Sonny Jurgensen and Joe Theismann ever completed more than 280 passes in single season...rebounded from two game benching to lead Washington to five straight victories to complete the season. **1988:** Earned back-up role behind Doug Williams after beating out Jay Schroeder in training camp...saw action in Week 4 against Phoenix after Williams was sidelined with appendicitis 9/25...completed 26 of 41 passes for 303 yards and three touchdowns. **1987:** Spent first 10 weeks on injured reserve after injuring his back in pre-season finale against Rams...activated in Week 11 against Giants 11/29 and remained on active roster for rest of season, but did not play. **1986:** Placed on injured reserve for entire season with knee injury.

College: Completed 159 of 273 passes for 2,417 yards and 14 touchdowns as senior at Washington State...earned first-team Pac-10 honors as junior after passing

for 134 of 270 passes for 1,927 yards and 14 touchdowns.

Personal: Born Mark Robert Rypien in Calgary, Alberta...moved to Spokane at early age...one of nation's top 10 career passers (423 of 849 for 6,460 yards and 65 touchdowns) at Shadle Park High School in Spokane...broke former Chicago Cubs' second baseman Ryne Sandberg's city passing record...was all-state in football, basketball, baseball as senior...led high school to state basketball title as senior was tournament's outstanding player...younger brother, Tim, played in the Toronto Blue Jays organization and on Canadian Olympic baseball team...another brother, Dave, also played on Canadian national baseball team in Pan-Am Games...holds annual golf tournament benefiting Cystic Fibrosis and is national spokesperson for Spina Bifida...while with Redskins, helped fund Opportunity Park in Bowie, Md., the only 100% Handicapped Accessible Recreational Facility in nation...presented with Catholic National Figure Award by Cardinal Hickey...one of two recipients of first Henry P. Iba Citizen/Ath-

letes Award from Rotary Club of Tulsa, Ok., (given to athlete who has demonstrated good citizenship by helping others through personal involvement in the community in May, 1994...became first non-tour golfer to play on

tour when he played at the 1992 Kemper Open...has "one" handicap...married (Annette) a former Redskinette...couple has two daughters, Ambre, 6 (10/26/88) and Angela, 4 (10/22/90)...resides in Post Falls, Id.

RYPIEN'S NFL STATISTICS

Year	Club	G,S	Passing						Sacks		
			Att.	Comp.	Yards	Pct.	TD	Int.	LG	Yards	Rating
1987	Washington0,0	0	0	0	0	0	0	0	0/0	0.0
1988	Washington9,6	208	114	1,730	54.8	18	13	60t	14/115	85.2
1989	Washington14,14	476	280	3,768	58.8	22	13	80t	16/108	88.1
1990	Washington10,10	304	166	2,070	54.6	16	11	53t	6/33	78.4
1991	Washington16,16	421	249	3,564	59.1	28	11	82t	7/59	97.9
1992	Washington16,16	479	269	3,282	56.2	13	17	62t	23/176	71.7
1993	Washington12,10	319	166	1,514	56.2	4	10	43	16/87	56.3
1994	Cleveland6,3	127	59	694	46.5	4	3	43	2/11	64.2
1995	St. Louis11,3	217	129	1448	59.4	9	8	50	11/60	77.9
1996	Philadelphia1,0	13	10	76	76.9	1	0	16	1/10	116.2
Total	84,75	2,347	1,313	16,698	56.0	106	78	82t	85/599	79.4

Single Game Highs

Att. – 55 vs. Buffalo (12/10/95)

Comp. – 34 vs. Washington (12/17/95)

Yds. – 442 vs. Atlanta (11/10/91)

Lg – 82t vs. Atlanta (11/10/91)

TD – 6 vs. Atlanta (11/10/91)

Int. – 5 vs. Chicago (12/9/90)

Sacks – 5 at L. A. Raiders (10/29/89)

400-Yard Passing Games (2): 11/26/89 vs. Chicago (401); 11/10/91 vs. Atlanta (442)

300-Yard Passing Games (15): Most recent: 320 vs. Miami (12/24/95).

Additional Career Statistics: 119 rushes for 159 yards (1.3 avg).

Playoffs: 234 attempts, 126 completions, 53.8 pct., 1,776 yards, 8 TD's, 10 int.





51 DWAYNE SABB

LB

RAM FACTS

6-4	248
10/9/69	6th Year (1st w/ Rams)
New Hampshire	FA -- 1997
Hudson Catholic H.S.	Jersey City, N.J.
Games, Starts: 1996- 16, 7	
Career- 73, 24; Consecutive- 16, 0	
Signed through 1997	

Dwayne is president of Pro Sports and Entertainment, Inc., an organization which helps market athletes for product endorsements and promotes concert events.

Pro: Signed with Rams as free agent 6/14/97...played four years with New England Patriots...was Patriots' fifth round draft choice (116th overall) in 1992 NFL Draft. **1996:** Played in 16 games, starting seven...registered 17 tackles, .5 sacks and one interception...also saw action in Patriots' first two playoff games...recorded season-high four tackles in season opener at Miami 9/1. **1995:** Played in 12 games, mostly on special teams...did not start a game for the first time in career...registered seven tackles. **1994:** Started eight of 16 games and Patriots' playoff game...made career-high 40 tackles and 3.5 sacks...posted season-high six tackles vs. Buffalo 9/11. **1993:** Played in 14 games, starting

seven...recorded 30 tackles, two sacks...also made three tackles on special teams...tied career-high with seven tackles at Pittsburgh 12/5. **1992:** Played in 15 games with two starts at left outside linebacker during rookie season...finished season with 20 tackles...added five tackles on special teams...recorded first career NFL sack when he dropped Jim Kelly for a two-yard loss in first career start at Buffalo 11/1...also forced a Thurman Thomas fumble in same game...made a career-high seven tackles in second start vs. New Orleans 11/8.

College: First-team All-America as selected by Associated Press,

The Poor Man's Guide to the NFL Draft and Kodak at New Hampshire...selected Division I-AA Defensive Player of the Year by the Associated Press and also earned All-Yankee Conference first-team honors...recorded 87 tackles, 18.5 sacks, one fumble recovery, four forced fumbles, three interceptions and four passes defensed during senior sea-

son...earned degree in economics.

Personal: Born Dwayne Irving Sabb in Jersey City, N.J...was all-city and all-conference selection at Hudson Catholic High in Jersey City, N.J...played in Jersey High School North-South All-Star Game after his senior year... has one daughter, Alyana (1/1/96)...resides in Jersey City, N.J.

SABB'S NFL STATISTICS

Year	Team	G,S	Tackles			Sacks	
			Solo	Asst.	Total	No.	Yards
1992	Patriots15/2	14	6	20	1	2
1993	Patriots14/7	21	9	30	2	18
1994	Patriots16/8	27	13	40	3.5	10
1995	Patriots12/0	4	0	4	0	0
1996	Patriots16/7	11	6	17	.5	3.5
Totals	73/24	77	34	111	7	33.5

PLAYOFFS

Year	Team	G,S	Solo	Asst.	Total	No.	Yards
1994	Patriots1,0	1	0	1	0	0
1996	Patriots2,0	1	0	1	0	0
Totals	3,0	2	0	2	0	0

Single Game Highs

Total Tackles - 7 (twice) Last time: at Pittsburgh (12/5/93)

Solo - 6 at Pittsburgh (12/5/93)

Sacks - 1 (six times) Last time at N.Y. Jets (10/16/94)

Int. - 1 (three times) Last time vs. Indianapolis (11/24/96)

Additional Career Statistics: Forced fumbles: 1992 (1), 1993 (1), 1994 (2); Special teams tackles: 1992 (5), 1993 (3), 1994 (2), 1995 (7), 1996 (1); Interceptions: 1994 (2), 1996 (1); Kickoff returns: 1993 (2 for 0).

LEADING THIEF

Safety Keith Lyle tied for the NFL lead in interceptions in 1996 with nine. Lyle also tied a team-record for interceptions in a game with three at Atlanta in Week 15.



22 MIKE SCURLOCK

CB

RAM FACTS

5-10	200
2/26/72	3rd Year
Arizona	D5 -- 1995
Cholla H.S.	Tucson, Az.

Games, Starts: 1996- 16, 0

Career- 30, 1; Consecutive- 16, 0

Signed through 1997

Mike is one of three of University of Arizona players on the Rams' roster. Chuck Osborne and Ty Parten are the other Wildcats playing with St. Louis. All three attended Arizona in the 1990s.

Pro: Versatile defense back who has flexibility to play corner and safety...known for hard-nosed playing style and aggressive hitting ability...has speed to play man coverage on corner...excellent in run support...valuable special teams performer...Rams' fifth round pick (140th overall) in 1995 NFL Draft. **1996:** Played in 16 games on special teams...finished with nine tackles and one forced fumble...played in seven games as reserve defense back and made 13 tackles and had one pass defended...played cornerback and finished with three tackles against San Francisco 10/6...played cornerback and special teams against Jacksonville 10/20...made career-high eight

tackles on defense...set up first-quarter field goal by forcing fumble on special teams...finished with one tackle and one pass defended on defense against Atlanta 11/10...second on team with three special teams tackles...deflected Browning Nagle pass intercepted in fourth quarter to set up Jeremy Lincoln interception...played as extra defensive back against Arizona 9/29 and Chicago 12/8...made one tackle at safety at New Orleans 12/1 and Atlanta 12/15. **1995:** Played in 14 games on special teams and as defensive back...made first career start as extra defensive back and recorded first career interception against Buffalo 12/10...suffered sprained knee against Bills and

placed on reserved/injured list 12/20...finished with 13 special teams tackles...received game ball from coaches for special teams play against Carolina 11/12.

College: Super Sleeper Team pick by Poor Man's Guide to NFL Draft as senior...played every game and started eight at strong side cornerback...scored game-winning touchdown with 97-yard interception return in 13-6 win over California 11/5/94...started nine games at inside linebacker and had career-high 67 tackles as freshman...registered 16 tackles and sack against Ohio State 9/7/91...media arts major.

Personal: Born Michael Lee Scurlock Jr. in Tucson, Az...four-year letterman in high school in football and track...prepped at Sunnyside High for three years and Cholla High as senior...all-state running back at Cholla...set school records in 200 (22.06) and 400 (48.9) meters as sophomore at Sunnyside...member of Fellowship of Christian Athletes at Arizona...cousin Randy Robbins played defensive back for Denver Broncos (1984-91)...nicknamed Scurly...married (Michaela)...couple resides in Chesterfield, Mo. with daughter, Vanessa (11/6/91) and son Michael III (2/19/96).

SCURLOCK'S RAMS STATISTICS

Year	G,S	Tackles			Pass Interceptions				
		Solo	Asst.	Total	No.	Yards	Avg.	LG	TD
1995	14,1	8	1	9	1	13	13.0	13	0
1996	16,0	7	6	13	0	0	0.0	0	0
Totals	30,1	15	7	22	1	13	13.0	13	0

Single Game Highs

Total tackles - 8 vs. Jacksonville (10/20/96)

Solo - 5 vs. Jacksonville (10/20/96)

Int. - 1 vs. Buffalo (12/10/95)

Additional Career Statistics: Special teams tackles: 1995 (13), 1996 (9); Passes defensed: 1995 (1), 1996 (1); Fumble recoveries: 1995 (1), 1996 (1).



87 J.T. THOMAS

WR

RAM FACTS

5-10	180
7/11/71	3rd Year
Arizona State	D7D -- 1995
San Bernardino H.S.	San Bernardino, Ca.
Games, Starts: 1996- 16, 1	
Career- 31, 2; Consecutive- 24, 0	
Signed through 1997	

J.T. was given the nickname Dirt Bike Kid by his father because of his interest in motor cross. J.T. started riding motorcycles at age 15 and still has the Kawasaki KDM 80 his father bought for him in 1986.

Pro: Fleet receiver with outstanding quickness...has toughness to make plays in traffic and uncanny ability to beat defenders deep...valuable kickoff return specialist...Rams' seventh round selection (240th overall) in 1995 NFL Draft. **1996:** Played in 16 games and started one at wide receiver...ended season with seven catches for 46 yards...led team in kickoff returns with 30 attempts for 643 yards (21.4 avg.)...also registered six tackles on special teams...returned two kickoffs for 44 yards vs. Cincinnati 9/1, including long of 28 yards...led team with five kickoff returns for 81 yards at Baltimore 10/27...also made two receptions for 15 yards...returned

four kicks for 90 yards at Pittsburgh 11/3...returned three kickoffs for 62 yards against Carolina 11/17...also had one reception for eight yards...made first start of season against Green Bay 11/24...led team with three kickoff returns for 107 yards at New Orleans 12/1, including 43-yard return to set up field goal on opening drive. **1995:** Played in 15 games as wide receiver and kick returner...finished fourth in the NFC with 23.5 kickoff return average...made first career start at wide receiver against San Francisco 11/26.

College: Received preseason All-American recognition, but missed senior season after being ruled

academically ineligible...played in nine games and led team with 34 receptions for 574 yards and three touchdowns as junior...helped Sun Devils defeat California 41-0, with two long touchdowns 11/6/93...had 60-yard touchdown reception and 68-yard scoring run on reverse...finished with six catches for career-high 123 yards against Cal...earned All-America and All-State accolades at San Bernardino Valley Junior College...had 64 receptions for 1,111 yards and 10 touchdowns...one-game highs were

nine catches for 223 yards and two scores...also ran 100 meters in track and recorded career-best 10.4...sociology major.

Personal: Born Johnny Le'Mon Thomas in San Bernardino, Ca...All-County running back at San Bernardino High as senior...ran 100 and 200 meters in track...established school record in 200 (21.03)...offered minor league baseball contract with San Francisco Giants in 1991...enjoys building model cars...single...resides in Rialto, Ca.

THOMAS' RAMS STATISTICS

Year	G,S	Receiving					Kickoff Returns				
		No.	Yards	Avg.	LG	TD	No.	Yards	Avg.	LG	TD
1995.....	15,1	5	42	8.4	12	0	32	752	23.5	46	0
1996.....	16,1	7	46	6.6	11	0	30	643	21.4	43	0
Totals.....	31,2	12	88	7.3	12	0	62	1395	22.5	46	0

Single Game Highs

Rec. - 3 at Chicago (12/8/96)
 Yds. - 18 at Atlanta (11/19/95)
 LG - 12 vs. Carolina (11/12/95)

K.R. - 5 at Baltimore (10/27/95)
 Yds. - 107 at New Orleans (12/1/95)
 LG - 46 at San Francisco (11/26/95)

Additional Statistics: Rushing: 1996: (1 for -1 yard); Special teams tackles: 1995 (4), 1996 (6); punt returns: 1995 (0 for 61 yards).





38 MARQUIS WALKER CB

RAM FACTS

5-10	180
7/6/72	3rd Year
Southeast Missouri	FA -- 1996
Berkeley H.S.	St. Louis, Mo.

Games, Starts: 1996- 8, 4

Career- 8, 4; Consecutive- 7, 0

Signed through 1997

Marquis owns a 2-0 record in head-to-head matches ups against his older brother Darnell with the Rams' two victories over Atlanta last season. Darnell, who is also a cornerback, now plays with the San Francisco 49ers.

Pro: Young, aggressive corner who helps bolster Rams' nickel defense...re-signed with Rams from Washington's practice squad 11/6...originally signed with Rams as undrafted rookie free agent 4/25/96. **1996:** Played in eight games with four starts...was one of three Rams' rookies to start at least one game on defense (DT Chuck Osborne, LB Percell Gaskins)...ended season ranked fourth on club with 11 pass breakups...appeared in season opening game against Cincinnati then spent next eight weeks on Washington's practice squad after being released by Rams 9/4...re-joined Rams 11/6...made first NFL start as extra defensive back in Game 10 vs. Atlanta...ended game with season-high seven

tackles and defended two passes...also started as extra defensive back against Carolina in Game 11 and in Game 15 at Atlanta...made first NFL start at cornerback in game 14 at Chicago 12/8...ended game with four stops and intercepted first NFL pass.

College: Two-year starter at Southeast Missouri after transferring from Cisco and Blinn Junior Colleges in Texas...recorded 55 tackles, defended 18 passes and scored two touchdowns as senior...psychology major.

Personal: Born Marquis Roshe Walker in St. Louis...earned Second Team all-state honors for Berkeley High in St. Louis...single...resides in St. Louis, Mo.

WALKER'S RAMS STATISTICS

Year	G,S	Tackles			Pass Interceptions				
		Solo	Asst.	Total	No.	Yards	Avg.	LG	TD
1996	8,4	16	8	24	1	0	0.0	0	0

Single Game Highs

Total tackles - 7 (twice) Last @ New Orleans (12/1/96)

Solo - 9 vs. Buffalo (12/10/95)

Interceptions- 2 vs. Carolina (11/17/95)

Int. Long- 27 @ Green Bay (9/4/95)



72 ZACH WIEGERT

G

RAM FACTS

6-4	310
8/16/72	3rd Year
Nebraska	D2A -- 1995
Bergan H.S.	Fremont, Ne.
Games, Starts: 1996- 16, 16	
Career- 21, 18; Consecutive- 16, 16	
Signed through 1997	

Zach nearly signed a letter of intent to play football at the University of Washington when his mother accepted a job and moved to Seattle in 1990. Instead, Zach decided to join his brother Erik at Nebraska and his mother moved back to Omaha a year later.

Pro: Versatile, powerful blocker with tremendous size and body control...can play either tackle or guard...extremely effective in open space...first of two second-round picks (38th overall) in 1995 NFL Draft. **1996:** Started 16 games at right tackle after practicing at left guard during training camp... produced sackless game against Baltimore 10/27...threw key block to spring Harold Green

for one-yard touchdown run late in fourth quarter...received game ball from coaches against Atlanta 11/10 after producing sackless game...helped Rams to highest rushing total (279) since producing 299 against Tampa Bay 11/25/84...limited Green Bay's Reggie White to four tackles and no sacks 11/24...helped Rams produce 480 yards total offense at Atlanta 12/15. **1995:** Played in

five games, starting two...made first start of NFL career at right guard against Carolina 11/12...other start was at left guard against San Francisco 11/26...missed 11 games with left ankle injury.

College: Started 37 consecutive games for Nebraska at right tackle...consensus First Team All-America and First Team All-Big Eight choice as senior...joined Brenden Stai as they became fourth pair of offensive linemen from same school to earn First Team All-America honors in same season...Don Mosebar and Bruce Matthews (USC) did it in 1982...winner of Outland Trophy, given to nation's top interior lineman...helped the Cornhuskers

lead the nation in rushing with 340 yards per game...was All-America honorable mention by Football News as sophomore...economics major.

Personal: Born Zachary Allen Wiegert in Fremont, Neb...three-sport athlete at Bergan High...All State defensive lineman as senior...finished with 61 tackles in five games...was all-league forward in basketball and threw discus and shot put in track...shot school record 61 percent from floor as senior...brother Erik was All-Big Eight left guard for Nebraska (1989-91)...nicknamed Slug...married (5/24/97) to Amy...couple resides in Fremont, Ne.



RB Lawrence Phillips fights for yardage at San Francisco in Week 2.

yards...made career-long 49-yarder in season finale against Detroit 12/23...made all four PATs in two postseason games **1995**: Signed by 49ers as free agent 11/8...logged season-high 14 points at Miami 11/20...booted season-long 46-yard field goal vs. Buffalo 12/3. **1994**: Signed by Eagles 11/15...handled kickoff duties in six games.

College: Was both kicker and placekicker at Youngstown State...set school records with 66

field goals, 98 attempts and streak of 46 consecutive PATs...also tied school record with 54-yard field goal...averaged 38 yards during career as punter...graduated with degree in communications.

Personal: Born Jeff Allen Wilkins in Youngstown, Ohio...earned All-State honors as kicker at Fitch High in Austintown, Ohio...has daughter Britney (5/6/92)...single...resides in Austintown, Ohio.

WILKINS' NFL STATISTICS
Field Goal Accuracy

Year	Club	G,S	1-19	20-29	30-39	40-49	50+	Total	Avg. Yds. Att.	Avg. Yds. Made	Avg. Yds. Miss
1994	Philadelphia6	0-0	0-0	0-0	0-0	0-0	0-0	0.0	0.0	0.0
1995	San Francisco7	1-1	5-5	5-5	1-2	0-0	12-13	29.3	27.9	46.0
1996	San Francisco16	0-0	16-16	7-8	7-10	0-0	30-34	34.0	32.7	44.0
Total	 29	1-1	21-21	12-13	8-12	0-0	42-47	31.6	30.3	45.0

Playoffs

1995	San Francisco1	0-0	2-2	1-1	0-1	0-0	3-4	30.8	25.3	47.0
1996	San Francisco2	0-0	2-2	1-1	0-1	0-0	3-4	30.8	25.3	47.0
Total	 10,0	0-0	4-4	4-4	1-3	0-1	9-12	33.7	29.6	46.0

Scoring

Year	PAT Att	PATs	FGA	FG	Pct.	LG	Points
19940	0	0	0	0	0	0
199529	27	13	12	.923	46	63
199640	40	34	30	.882	49	130
Total 69	67	47	42	.894	49	

Playoffs

19952	2	1	1	100.0	5	13
19964	4	0	0	0	4	13
Total 6	6	1	1	100.0	9	

Single Game Highs

Points – 21 vs. Atlanta (9/29/96)

FGs – 6 vs. Atlanta (9/29/96)

Att. – 6 vs. Atlanta (9/29/96)

LG – 49 vs. Detroit (12/23/96)

PATs – 5 (Four times) Last vs. Baltimore (11/17/96)

Att. – 5 (Four times) Last vs. Baltimore (11/17/96)



96 JAY WILLIAMS

DT

RAM FACTS

6-3	280
10/13/71	3rd Year
Wake Forest	FA -- 1994
St. John H.S.	Washington, D.C.
Games, Starts: 1996- 2, 0	
Career- 9, 0; Consecutive- 9, 0	
Signed through 1997	

Jay was a standout basketball player at St. John's High in Washington, D.C. He averaged 17 points and 15 rebounds a game as a senior and matched up against future NBA stars Dennis Scott, George Lynch, Randolph Childress and Lawrence Moten during his prep career.

Pro: Signed to Rams' practice squad September 27, 1994 after being released by Miami Dolphins...signed to active roster December 7, 1994...played for Amsterdam Admirals in World League in Spring 1996. **1996:** Appeared in last two games of season on special teams after spending first 13 weeks on physically unable to perform list (right forearm)...activated off PUP November 18 and released November 20...re-signed by Rams December 11 after retirement of Alexander Wright. **1995:** Appeared in seven games on special teams and as reserve defensive tackle...played in first NFL game against Green Bay 9/3. **1994:** Signed from practice squad for

final three games but did not play.

College: Four-year letterman and two-year starter for Demon Deacons...posted 57 tackles and 4.5 sacks as senior...posted career-high 11 tackles and two sacks against Clemson 10/16/93...sociology major.

Personal: Born Jay Omar Williams in Washington, D.C....prepped at St. John's High in Washington D.C....led team in sacks as sophomore and junior and was All-Metro choice after junior season...four-year letterman in basketball...married (Erica)...couple resides in Washington, D.C. with daughter Jamey (2/13/92) and son Jai (11/27/96).

Additional Career Statistics: Special teams tackles: 1995 (1)



32 TOBY WRIGHT

5

RAM FACTS

5-11	212
11/19/70	4th Year
Nebraska	D2B -- 1994
Dobson H.S.	Phoenix, Az.
Games, Starts: 1996- 12, 12	
Career- 44, 28; Consecutive- 2, 2	
Signed through 2002	

In 1994, Toby and his brothers started the "Wright to Dream" Foundation in their hometown of Phoenix, helping at risk children with an enrichment summer program. Toby also hosts an annual celebrity dinner which benefits the Make-A-Wish Foundation.

Pro: Young, hard-hitting safety...very explosive hitter in St Louis' secondary, quickly developing reputation as bone-crushing tackler...one of young leaders on Rams' defense...has three career touchdowns (2 fumble returns, 1 interception return) by scoring one in every NFL season...set unofficial team record in 1995 for most tackles by a defensive back, surpassing Vince Newsome (113 in 1986)...is tied with John Dwyer for team record for career fumble returns for touchdowns (2)...second of three selections by Rams in second-round of 1994 NFL Draft (49th overall). **1996:** Ended season ranked fifth on club with 79 tackles despite being limited to 12 games...missed four games due

to injuries (two hamstring, two knee)...also defended nine passes, forced a fumble and returned only interception of season 19 yards for touchdown in Game 10 against Atlanta 11/10...marked third overall and first NFL touchdown on interception return...notched career-high 13 tackles in Game 12 against Green Bay...nagged by hamstring injury suffered in preseason...inactive in Game 8 at Baltimore... missed first NFL game with hamstring injury. **1995:** Led Rams' defensive backs and ended season as team's second leading tackler with career-high 126 tackles (100 solo)... started every game at strong safety...led team in tackles five times, tied for fourth in NFC and fifth in

NFL with team and personal-best six interceptions... made first NFL career interception in season opener at Green Bay...recorded first multi-interception game of his career in Game 11 against Carolina with two interceptions...recorded season-high 11 tackles in Game 15 against Washington. **1994:** Impact special teams player...played 16 games with two starts...second on team in special teams tackles with 18...workhorse who played on special teams, and in nickel and short yardage defense...ended season with 17 tackles (13 solo), one quarterback pressure, and one tackle for a loss... recorded season-high five tackles (two solo) in season opener versus Arizona 9/4...set Rams' record for longest fumble return and scored first touchdown in NFL career with 98-yard touchdown at New Orleans on October 23...broke Todd Lyght's record of 74 yards and tied George Halas for fourth longest return in NFL history...blocked Michael Husted's 36-yard field goal attempt in first quarter at Tampa Bay on December 11...moved into starting lineup in last two weeks of season replacing Marquez Pope, who moved from strong to

free safety...earned first NFL career start at Chicago 12/18.

College: Finished two-year career at Nebraska with 13 tackles for loss and three interceptions...started every game as senior and finished second on team with 79 total tackles (43 solo), six deflected passes and three interceptions for 92 yards in returns and two touchdowns...selected defensive player of game with 34-yard interception return in 48-13 win against Colorado State...unanimous All-America choice in 1991 at Phoenix Junior College...led team with 119 total tackles (88 solo), nine quarterback sacks, 15 stops for losses and two interceptions...human development major.

Personal: Born Toby Lin Wright in Phoenix, Az...All-Arizona first-team choice and defensive player of year during three-year football career at Dobson High in Phoenix...played tailback, safety, cornerback and return specialist...led Mustangs to state title as senior...brother, Terry, was defensive back with Indianapolis Colts and brother, Torrey was running back for New York Giants and spent the spring of 1996 in the

World League with Amsterdam Admirals...older brother, Tommy Jr., was football coach at Phoenix Union High and father, Tommy

Sr, was All-America wrestler and runner-up in Olympic Trials in early 1960's...single...resides in Phoenix, Az.

WRIGHT'S RAMS STATISTICS

Year	G,S	Tackles			Pass Interceptions				
		Solo	Asst.	Total	No.	Yards	Avg.	LG	TD
1994	16,2	13	4	17	0	0	0.0	0	0
1995	16,16	100	26	126	6	79	13.2	27	0
1996	12,12	49	22	79	1	19	19.0	19t	1
Total.....	44,30	162	48	222	7	98	14.0	27	1

Single Game Highs

Total tackles – 13 vs. Green Bay (11/24/96)

Solo – 9 vs. Buffalo (12/10/95)

Interceptions- 2 vs. Carolina (11/17/95)

Int. Long- 27 @ Green Bay (9/4/95)

Additional Statistics: Forced fumbles 2, Fumble recoveries: 2 (98 yards for touchdown at New Orleans 10/23/94 and 73 yards for touchdown vs. Chicago 9/24/95)



OTHER RAMS WITH PRO EXPERIENCE

Donnell Baker, WR, Southern, 6-0, 190, 1st Year...Signed by Rams 12/18/96...inactive for season finale against New Orleans 12/21...was on Carolina's practice squad for 16 weeks before joining Rams roster...selected by Carolina in seventh round (193rd overall) of 1996 NFL Draft...recorded 40 receptions for 632 yards and five touchdowns as senior...spent three years at Southwestern Louisiana before transferring to Southern...won Southwestern Athletic Conference (SWAC) championship in 100 meters and 4x100 relay as senior...born Donnell Keith Baker (12/21/73) in San Francisco, Ca....three-year starting running back and safety at Glen Oaks High in Baton Rouge...also lettered in track...married 5/24/97 (Shawanda)...**Charlie Clemons, LB, Georgia, 6-2, 255, 1st Year...**signed with Rams as a free agent 2/19/97...played three seasons for Winnipeg Blue Bombers of Canadian Football League...traded from Winnipeg to Ottawa during 1995 season, then traded back from Ottawa to Winnipeg after 1995 season...registered 108 tackles and nine sacks, playing inside and outside linebacker...born Charlie Fitzgerald Clemons (7/4/72) in Griffin, GA...played two years as Georgia, finishing with 171 tackles in 22 games...transferred to Georgia after starting two years at Northeast Oklahoma Junior college...earned first-team All-American JUCO honors after leading school to national championship in 1991...recorded 126 tackles, 12 sacks and five passes defended...teammates with Rams' WR Billy Williams...married (Wanda) with three children: Breona (10/10/89), Joshua (12/11/92), Colton (12/5/92)...**Robert Couch, 6-5, 301, T, Vanderbilt, 1st Year...**signed with Rams 7/1/97...played in the World League in 1997 with World Bowl champion Barcelona Dragons...originally signed by Atlanta Falcons 4/22/96...released 8/17/96... played tackle and tight end during four years at Vanderbilt...started 20 games during last two seasons at tackle...made seven starts at tight end and three at right tackle as sophomore...was Pre-Med major with 3.6 grade point average...born in Plainview, Tex. 9/4/73...earned all-district and second-team all area honors at MacArthur High in Irving...also was two-year all-region choice in wrestling, leading team to state championship...**Nate Dingle, LB, Cincinnati, 6-2, 255, 3rd**

Year...Signed by Rams 4/1/97...signed by Carolina Panthers 10/15/96...released 3/17/97...spent 1996 preseason with Kansas City...released 8/20/96...signed by San Diego Chargers 6/29/95...released 8/28/95...signed by Philadelphia Eagles to practice squad 9/8/95...activated 9/17/95, but did not play...released 10/31/95...re-signed to Eagles practice squad 11/1/95...activated 12/1/95, but did not play...released 12/22/95...originally signed as non-drafted free agent with Washington Redskins 4/28/94...played one season with World League's Frankfurt Galaxy in 1995...released 8/15/94...played in two games one special teams with Jacksonville until suffering tear of left Achilles tendon at Baltimore 11/24/96...placed on injured reserve 11/26...played in six games with Philadelphia on special teams in 1995, making two special teams tackles...recorded four sacks and one fumble recovery with Frankfurt (1995)...finished college career at Cincinnati with 231 tackles...holds Cincinnati record for tackles for a loss with 46...born Nathan Hunter Dingle (12/22/72) in East Machias, Maine...attended Wells (Maine) High School...married (Wendy)...

Bill Johnson, DL, Michigan State, 6-4, 305, 6th Year...signed by Rams 6/10/97 as unrestricted free agent...played last two seasons with Pittsburgh Steelers...played in 24 games, starting eight...registered 40 tackles and two fumble recoveries...began NFL career with Cleveland Browns, playing three seasons (1992-94)...registered 83 tackles and four sacks with Browns with one fumble recovery...started 16 of 39 games for Cleveland...was third round pick (65th overall) of Browns in 1992 NFL Draft...born William Edward Johnson (12/8/68) in Chicago, Ill...voted No. 3 defensive end in the nation in 1991 by Sporting News...earned second-team All-Big 10 honors as senior...played in three All-Star Bowl games and four Bowl games with Spartans...two-time all-Public, all-City, team captain and most valuable player at Simeon High in Chicago...married (Marnita) with one son, Brian (4/12/89)...

Jeremy Nunley, DE, Alabama, 6-5, 285, 4th Year...signed by Rams 6/11/97 as unrestricted free agent...spent last two seasons with Carolina Panthers (1995-96)...was on injured reserve both seasons...released 11/30/96 from Panthers...was second round pick (60th overall) by Houston Oilers in 1994 NFL Draft...played in 12 games primarily on special teams, making four tackles on kickoff coverage...born Jody Jeremy Nunley

(9/19/71)...was first-team All-SEC selection senior year at University of Alabama...made 139 tackles and 19 sacks during four-year career...married (Marti)...three-sport letterman at Franklin County (TN) High in Winchester, Tenn...**Trent Pollard, T, Eastern Washington, 6-4, 330, 4th Year**...signed with Rams 6/1/97 as unrestricted free agent...spent three seasons with Cincinnati...played in 18 games as a reserve, mostly in short yardage situations...born Trent DeShawn Pollard 11/20/72 in Seattle, Wash...third-team Associated Press All-America at Eastern Washington...also earned first-team All-Big Sky conference honors...prepped at Rainier High School in Seattle, Wash...named football MVP during senior season...has daughter, Taylor (10/29/94)...**Moses Regular, TE, Missouri Valley, 6-3, 260, 1st Year**...Signed with Rams as free agent 2/13/97 as converted to tight end/long snapper...linebacker on Jacksonville's practice squad in 1996...originally signed by New York Giants as undrafted rookie linebacker 4/27/96...played both inside and outside linebacker during four-year career at Missouri Valley College...was four-time All-HAAC Conference selection...born Moses Regular, Jr. (10/30/71) in Miami, Fl...prepped at Gateway High in Osceola, Fl...all-conference linebacker...led team in tackles as linebacker and in receptions as tight end senior year...**Vernice Smith, C, Florida A&M, 6-3, 300, 7th Year**...signed with Rams 6/1/97...spent time in camps of Miami (1987), Dallas (1988), Cleveland (1989), Phoenix (1989) before actually playing in league with Cardinals (1990-92)...played 1993 season briefly with Chicago (five games, five starts) before being released...signed by Washington for the final eight games, starting three...played three games as reserve with Washington in 1994 and nine in 1995 before being released 2/16/96...resigned by Redskins 8/21...released 8/25...born Vernice Carlton Smith 10/24/65 in Orlando, Fla...three year starter at Florida A&M...played every position on offensive line...married (Era) with a daughter, Alexandria (1/26/92) and sons Vernice Jr. (3/15/94) and Mitchell (8/22/95)...resides in Phoenix, Ariz...**A.C. Tellison, WR, Miami, 6-2, 208, 1st Year**...Signed with Rams 2/28/97...played for Amsterdam Admirals of World League in 1997...signed with Miami as free agent 4/29/96...released by Miami and signed to Rams practice squad 9/25...spent most of 1995 season on

Washington's practice squad...originally selected in seventh-round by Cleveland in 1995 NFL Draft...finished four-year career at Miami (Fla.) with 48 receptions for 879 yards and five touchdowns...born A.C. Tellison (9/5/71) in Bay City, TX....played football, basketball, track, and baseball at Bay City High...was USA Today Top 100 pick after playing quarterback, running back and receiver as senior...All-District, All-Region by Houston newspapers...had article entitled "Someone Cares: Thoughts of an Athlete" published in College Football Association's Sidelines...**Tyrone Williams, DT, Wyoming, 6-4, 285, 1st Year**...Signed with Rams 2/27/97...played for Rhein Fire of World League in 1997...originally signed with Rams 7/25/96, but released before season...signed to Rams practice squad 8/26...three-year starter at Wyoming...played defensive end first two seasons, before switching to defensive tackle as junior...posted 44 tackles and four sacks as senior...born Tyrone M. Williams, Jr. (10/22/72) in Philadelphia, Pa....played football and basketball at LaVista High in Papillion, NE...was All-District offensive and defensive lineman...**Troy Wilson, DE, Pittsburg State, 6-4, 270, 4th Year**...Signed by Rams 2/6/97...played defensive end for San Francisco from 1993-94...appeared in 21 games and made 33 tackles and 6.5 sacks for 49ers...registered career-high 4.5 sacks as rookie in 1993, including three sacks against Rams 10/31...contributed 17 tackles and 2.0 sacks during San Francisco's Super Bowl season in 1994...signed by Kansas City in 1995, but released during training camp...originally selected by San Francisco in seventh round (194th overall) in 1993 NFL Draft...was NCAA Division II All-America as senior at Pittsburgh State...recorded team-high 14 sacks, 112 tackles, and 18 tackles for loss as senior...placed sixth in discus and seventh in shot put at NCAA Division II Championships as sophomore...born Troy Ethan Wilson (11/22/70) in Topeka, KS...lettered in football, basketball and track at Shawnee Heights High in KS...was two-time state champion in shot put, and member of two-time state champion basketball team...married (Stephanie) with one son, Troy Jr. (11/4/96)...couple resides in Kansas City, Mo....**Jeff Zgonina, DT, Purdue, 6-3, 282, 5th Year**...Signed by Rams 3/17/97...signed as free agent with Carolina 8/28/95...released 2/16/96...originally seventh round draft pick (185th overall) of

Pittsburgh Steelers in 1993 NFL Draft...played two games in 1995 with Carolina, but did not record a tackle...played 16 games in 1994, recording 10 tackles on defense and three special teams...played in five of last seven games in 1993 with Pittsburgh Steelers...recorded two tackles...four-year starter at Purdue...set school record for tackles for loss in career with 75...graduated with a degree in community health promotion...born Jeffrey Marc Zgonina (5/4/70) in Long Grove, Ill...attended Carmel High in Mundelein, Ill...earned all-area, All-Catholic league and all county honors in football...also lettered in basketball, hockey and track.



ROOKIES



ROOKIES' BIOGRAPHIES



ORLANDO PACE

T

RAM FACTS

6-7	334
11/4/75	D1 - 1997
Ohio State	1st overall
Sandusky H.S.	Sandusky, Ohio

Orlando was a standout basketball player in High School. Pace once rumbled in the paint with a school record 26 rebounds against Elyria in 1993.

Most dominant lineman in college football...first offensive lineman in 30 years to be selected first overall in NFL draft...last was Ron Yary, picked by Minnesota in 1968...St. Louis acquired pick from New York Jets in exchange for Rams' first- (6th overall), third- (67), fourth- (102) and seventh- (207) round draft picks...fourth first overall pick by Rams in club history...last was QB Terry Baker in 1963...was Rams' highest pick since RB Eric Dickerson was chosen second overall in 1983...one of best linemen ever to play for Buckeyes...won consensus All-America honors past two

years...made history in 1996 by becoming first player to win two consecutive Lombardi Awards, given to outstanding collegiate lineman...also won Outland Trophy, given to nation's top interior lineman...finished fourth in Heisman Trophy voting...broke into Buckeye's starting lineup freshman year and went on to start 33 consecutive games for three years before passing up his senior year to enter NFL draft...did not allow a quarterback sack in last two seasons...21st player from Ohio State to be drafted by the Rams...last was C Joe Dooley (10th round in 1984). **Junior:** Unanimous All-America

and All-Big 10 selection...became first player in NCAA history to earn Lombardi award twice...earned other accolades, including National Offensive Player of the Year by *Football News* and Big 10 Conference Offensive Player of the Year voted by coaches and media...graded 90% for blocking consistency while recording 74 "pancake" blocks...anchored Ohio State line that led Big 10 in rushing(236.9 yards), scoring (435 points) and total offense (451.1 yards). **Sophomore:** Unanimous All-America and All-Big 10 Conference first-team selection...became first sophomore to win Lombardi Award...also finalist for Outland Trophy...blocked for offense that averaged 220.3 yards rushing and 490.6 total offense per game...named Buckeye Lineman of the Week seven times...earned highest average ever attained by Ohio State linemen with 97% grade for blocking consistency...averaged nine

knockdown/pancake blocks per game...also recorded two tackles in goal-line situations with defensive unit. **Freshman:** Named Freshman All-America first pick by *Football News*...also named Big 10 Conference Freshman of the Year...was only second true freshman to ever start a season opener on offensive line in Buckeye history.

Personal: Born Orlando Lamar Pace in Sandusky, Ohio...two sport athlete for Blue Streaks at Sandusky High...named to *Parade Magazine* All-America team as offensive lineman and *USA Today* All-America as defensive lineman...added All-Ohio second-team honors as junior...also lettered as center on basketball team...business major...lists Buskeyes' 1997 Rose Bowl victory over Arizona State as most memorable experience in college...resides in Columbus, Ohio.

NUMBER ONE NO.1

Orlando Pace became the fourth Rams player to be the first overall selection in the NFL Draft. Bill Wade (1952), Billy Cannon (1960) and Terry Baker (1963) were the Rams' previous No. 1 selections.



DEXTER McCLEON

CB

RAM FACTS

5-10	198
10/9/73	D2--1997
Clemson	40th overall
Meridian H.S.	Meridian, Miss.

Four years later, Dexter and Rams' quarterback Tony Banks finally are teammates. Both McCleon and Banks were drafted by the Minnesota Twins baseball team. McCleon never signed with the Twins; Banks played for the Twins' Class A team in Ft. Myers, Fla.

Fundamentally sound, deep coverage artist who moves quickly in reverse...versatile athlete who also returned punts and played baseball while at Clemson...was Rams second round selection (40 overall)...pick acquired in draft day trade with Chicago. **Senior:** Earned First Team All-Athletic Coast Conference honors after recording 42 tackles with six pass deflections at strongside cornerback position...registered five tackles and had three pass deflections against Wake Forest...made five stops with a pass breakup against Maryland...made five tackles and deflected a pass vs. Virginia...recorded four stops while causing a fumble in the Peach Bowl vs. Louisiana State...Gained 60 yards on two

punt returns vs. Furman and 52 yards on two kickoff returns vs. Missouri. **Junior:** Second-team All-ACC selection, setting a career high in total tackles with 49, and intercepted two passes...also made four tackles for losses tied for conference lead (with Georgia Tech's Nate Perryman) in passes deflected with 13...made three pass breakups vs. Florida State...made season-high 10 tackles against North Carolina State...made four tackles and recorded an interception against Virginia...deflected three passes against Georgia Tech...came up with interception in game against North Carolina...made eight tackles, including one for a loss of 17 yards, vs. Syracuse in the Gator

Bowl. **Sophomore:** Started six games, including four of the last five...recorded 35 tackles (29 solo) with a career-high four interceptions and eight pass deflections...returned an interception 20 yards against ACC foe Maryland...made season-high eight tackles against Georgia...posted four tackles, one interception and one pass deflection against in games against both Wake Forest and North Carolina...finished season with an interception against in-state rival South Carolina.

Freshman: Showed true versatility and athleticism by playing four different positions (quarterback, cornerback, free safety and return specialist)...was only quarterback in the nation to rank in the top 15 in punt returns, gaining 168 yards on 14 returns (12.0 avg.)...completed 12 of 26 passes (46.2 %) for 211 yards and one touchdown...returned first career interception eight yards in first collegiate game against Nevada-Las Vegas...made four solo tackles in conference game against Florida State...returned four punts 69 yards and intercepted two passes vs. Duke...moved to quarterback for final three games...completed three of seven passes for 102 yards (including 72-yard scoring play to Terry

Smith) and ran 29 yards for a touchdown against Virginia...connected on six of 12 passes for 89 yards against South Carolina...completed three of seven passes for 20 yards vs. Kentucky in the Peach Bowl.

Personal: Born Dexter Keith McCleon in Meridian Miss. (10/9/73)...graduated from Clemson in December 1996 with a degree in management..Consensus All-American selection and Super Prep Dixie Player of the Year at Meridian High School...rated as one nation's top three option QBs by Prep Football Report, passing for over 1,200 yards with 10 touchdowns and rushing for more than 500 yards with 12 TDs as a senior for the Wildcats...also earned All-State, All-Area, All-County and All-South Honors and was selected to the Mississippi-Alabama all-star squad...all-state choice in baseball, batting .395 with 11 home runs and 56 RBI. Also played baseball during first two years at Clemson, lettering two years as a right fielder...hit .299 as a freshman with 16 RBI...hit .234 as a sophomore with 22 RBI...drafted in 13th round by Minnesota Twins in 1992...single...resides in Meridian, Miss.

McLEON'S CLEMSON'S STATISTICS

Year	G,S	Tackles			No.	Yards	Interceptions		TD
		Solo	Asst.	Total			Avg.	LG	
19920,0	REDSHIRT-FRESHMAN							
199311,4	10	4	14	3	14	4.7	8	0
199411,6	29	6	35	4	27	6.8	20	0
199512,12	32	17	49	2	16	8.0	18	0
199612,12	26	16	42	0	0	0.0	0	0
Totals	..46, 34	97	43	140	9	57	6.3	20	0



RYAN TUCKER

C

RAM FACTS

6-5	305
6/12/75	D4 --1997
Texas Christian	121st overall
Lee H.S.	Midland, Tx.

After moving from tight end to tackle his sophomore year, Ryan once inadvertently caught a pass while playing tackle and ran 20 yards downfield. He was accustomed to catching passes and forgot what position he was playing.

Second lineman selected by Rams in 1997 draft...versatile linemen who can play any position on offensive line...produced streak of 14 consecutive games with blocking grades of 90 percent or better during junior and senior seasons...starting center last two seasons after moving from left tackle...started collegiate career

as tight end...recovering from knee injury suffered in workout at 1997 Senior Bowl. **Senior:** Earned All-Western Athletic Conference first-team selection...started every game at center. **Junior:** Earned first-team All-Southwest Conference honors while starting every game at center...had blocking grades of 90

percent or better in all but one game en route to a 91.2 average for the season. **Sophomore:** Shifted from tight end to start nine of 11 games at tackle. **Freshman:** Appeared in every game as true freshman with five starts at tight end...ended season with five receptions for 231 yards and two touchdowns...scored first career touchdown on one-yard reception against Oklahoma State.

Personal: Born Ryan Huey Tucker in Midland, Tex...Lettered in football and basketball (forward) for the Rebels of Robert E. Lee High in Midland, Tx....knee injury made him appreciate game more because anything can happen...has pregame ritual of listening to compact disks before game until team loses...majored in Physical Education...single...resides in Midland, Tex.



TAJE ALLEN

CB

RAM FACTS

5-10	180
11/6/73	D5 --1997
Texas	158th overall
Estacado H.S.	Lubbock, Tex.

Taje was very active in the community. While at the University of Texas, he served as a tutor at both Alternative Learning Center and Campbell Elementary School. Allen also volunteered at the Texas School for the Blind and at Travis County Youth Center.

Very athletic deep coverage artist with outstanding speed...excels in bump and run coverage..durable cornerback, starting the last 28 games for Texas...wore the same jersey number (2) as former Texas

All-American cornerback and former Rams' player Jerry Gray...fifth round selection (158th overall) in 1997 NFL Draft. **Senior:** Earned All-Big 12 honorable mention and was recipient

of Coaches' Award, given to the team's most underrated player...recorded 52 tackles, one interception and two pass deflections...made four tackles against Missouri...registered five tackles against Oklahoma...recorded season-high 10 tackles against Baylor...intercepted a pass, returning it 19 yards, and added four tackles against Texas Tech...posted seven tackles in Big 12 Championship game win over Nebraska in Trans World Dome...made six tackles and made a solo tackle on special teams vs. Penn State in Fiesta Bowl. **Junior:** Selected to the second-team All Southwest Conference squad by the Associated Press and Dallas Morning News...made career-high 69 tackles with six pass deflections and a fumble recovery...made six tackles, including one for loss, against Southern Methodist...recorded eight stops vs. Rice...made six tackles and two pass deflections against Virginia...made five tackles each against conference opponents Baylor, Texas Tech, and Houston...recovered fumble and recorded six tackles against archrival Texas A&M...made two tackles against Virginia Tech in

Sugar Bowl. **Sophomore:** Started three games at right cornerback (Houston, Baylor and North Carolina) and one start at left cornerback (Texas Christian)...saw action in all 11 games, recording had 43 tackles and tied for the team lead with six pass deflections...made four tackles and had a key pass breakup to preserve two-point win vs. Pittsburgh...made six tackles vs. Texas Christian...made four tackles, including one for a loss, vs. Colorado...recorded five stops vs. Texas Tech...made season-high 8 tackles with three pass breakups and a tackle for a loss against Houston...made five tackles against North Carolina in the Sun Bowl. **Freshman:** Saw action in all 11 games in a reserve role...redshirted in 1992.

Personal: Born Taje (pronounced TAH-jee) LaQayne Allen 11/6/73 in Lubbock, Tex...named first team All-State and a Top 100 selection by *Houston Chronicle* as a senior at Estacado High School...played cornerback and free safety for the Matadors...also excelled in track, finishing second in the 330 meter intermediate hurdles and fourth in the 110 meter hurdles in the state finals...gradu-

ated in May with a degree in sports management...cousin of

Rams' receiver A.C. Tellison:single...resides in Austin, Tex.

ALLEN'S TEXAS STATISTICS									
Year	G,S	Tackles			Interceptions			LG	TD
		Solo	Asst.	Total	No.	Yards	Avg.		
1992	0	1	1	0	0.0	0	0	0
1994	11,4	33	10	43	0	0	0.0	0
1995	12, 12	62	7	69	0	0	0	0
1996	12,12	36	16	52	1	19	19	19
Totals	46, 28	131	34	165	1	19	19	19



MUADIANVITA KAZADI LB

RAM FACTS

6-2	236
12/20/73	D6 --1997
Tulsa	179th overall
Newton H.S.	Newton, Ks.

Muadianvita worked in the mentor program of Living Image Church in Tulsa, Okla. during his junior and senior years of college. He mentored young teenagers on maturity and responsibility.

Aggressive and hard-hitting line-backer...led Golden Hurricane in tackles last three seasons...showed toughness by playing most of senior season with torn bicep in right arm...will move from inside to outside line-

backer with Rams...durable player who started last 32 games at Tulsa...ended collegiate career ranked fifth on school's career-list with 328 stops. **Senior:** Earned All-America honors and All-Western Athletic Conference first-

team selection by Poor Man's guide to NFL draft...started every game at middle linebacker...ended season by leading the team in tackles with 130 (70 solo)...also recorded three quarterback sacks and two tackles for losses...recorded at least 10 tackles in nine of 11 games...earned WAC Defensive Player of the Week honors after recording eight tackles, including one for a loss and breaking up a pass to perseve a 31-24 win over Oklahoma...closed out career with 21 tackles (13 solo) against Rice. **Junior:** Started 10 games at middle linebacker...paced defense with 97 tackles and five stops for losses...posted 19 stops against Baylor. **Sophomore:** Named to Associated Press' All-Independent team...started every game at middle linebacker...led club with

94 tackles...also recovered three fumbles...had 18 tackles, a sack, two fumble recoveries and forced a fumble against Oklahoma State.

Freshman: Played in 11 games with one start after being redshirted in 1992...earned first career start against Southern Mississippi.

Personal: Born Muadianvita Matt Kazadi in Zaire Africa...(pronounced: MAR-jon-VEE-tah ka-ZA-dee)...same African region produced Carolina Panthers' RB Tshimanga Biakabutuka ...moved to Newton, Kansas at age 8...three-sport letterman in football, basketball and track for Railroaders of Newton High in Kansas...nicknamed Kaz...spent two summers working as dentention officer at Tulsa County Jail...sociology major...single...resides in Newton, Ks.

KAZADI'S TULSA STATISTICS

Year	G,S	Tackles			Int.	PBU
		Solo	Asst.	Total		
1993	11,1	0	7	7	0	0
1994	11,11	52	42	94	0	1
1995	10,10	48	49	97	1	0
1996	11,11	70	60	130	1	3
Total	43,33	170	158	328	2	4

Additional Career Statistics:

Fumble recoveries: 1994 (3), 1995 (1); Forced fumbles: 1994 (3) 1995 (1); Quarterback sacks: 1994 (1), 1996 (3).



CEDRIC WHITE

DE

RAM FACTS

6-2	298
10/22/74	D7 --1997
North Carolina A&T	215th overall
Dorsey H.S.	Los Angeles, Ca.

Dorsey High School in Los Angeles has produced a virtual "Who's Who" of football talent in recent years. Among Cedric's teammates were Keyshawn Johnson (N.Y. Jets), Karim Abdul-Jabbar (Miami Dolphins), Lamont Warren (Indianapolis Colts) and Ron Lewis (Amsterdam Admirals of World League).

Aggressive, hustling pass rusher...powerful at the point of attack...adds depth to defensive line and special teams...transferred from the University of Washington following 1993 season...seventh round pick (215th overall) in 1997 draft...pick acquired in a draft day trade with San Diego. **Senior:** Started all 11 games and earned second team All-Mid Eastern Athletic Conference honors after registering 52 tackles (26 solo), including 15 tackles for losses totaling 71 yards, and six sacks for minus 46 yards...had a season-high seven tackles and two sacks vs. Central...delivered six hits with three stops behind the line of

scrimmage against Morgan State...posted five tackles (including two for a losses) and a sack against Delaware State.

Junior: Stats not available.

Sophomore: Started 10 games at weakside defensive end...recorded 38 tackles (20 solo) with seven tackles for losses totalling 16 yards, four sacks (- 38 yards), recovered two fumbles and and forced one fumbles that was returned for a touchdown...made two tackles for a losses against Winston Salem...recorded five tackles and one sack against Florida A&M...recovered a fumble in the end zone for a touchdown against Morgan State.

1993: Sat out after transferring

from the University of Washington. **1992:** Redshirted at Washington.

Personal: Cedric G. White was born in Los Angeles, Calif...enjoyed an outstanding career at Dorsey High School, earning 1st team All-State and 1st

team All-American honors his junior and senior seasons...first cousin of former Buffalo Bills player Carl Byrum...served as mentor at Washington Elementary School in Greensboro, N.C....construction management major...single...resides in Los Angeles, Ca.

WHITE'S NORTH CAROLINA A&T STATISTICS

Year	G,S	Tackles			Sacks
		Solo	Asst.	Total	
1992Redshirt				
199410,10	20	18	38	4
1995Stats N/A				
199611,11	26	26	52	11
Total21, 21	46	44	90	15

Additional Career Statistics:

Fumble recoveries: 1994 (2); Forced fumbles: 1994 (1).

1997 ROOKIE FREE AGENTS

Grant Baynham, TE, 6-5, 247...signed with Rams 4/29/97...caught nine passes for 97 yards during senior season at Georgia Tech...had career-high 14 catches for 130 yards and a touchdown during junior year...was two-time Academic All-District honoree...graduated in March with 3.5 GPA in mechanical engineering...born Grant Andrew Baynham (10/11/73) in Dallas, Tex...was All-State linebacker and tight end at North Augusta High School...also earned All-Region and All-Area honors...also lettered in football and basketball...member of National Honor Society who graduated third in class...was National High School Football Student-Athlete of Year...father Craig played wide receiver with the Dallas Cowboys (1967-69), Chicago Bears (1970) and St. Louis Cardinals (1972)...**Will Brice, P, 6-4, 225**...signed with the Rams 4/29/97...four-year starter at Virginia...averaged 42 yards per punt, including 17 kicks of 50 or more yards...had 16 downed inside

the 20-yard line...puts nasty spin on ball, making it difficult for returners to field...also handles field goal and kickoff duties...punts with his left foot and kicks with his right...born William Jamison Brice (10/24/74) in Lancaster, South Carolina...All-Region and All-State punter and placekicker during senior at Lancaster High...earned five letters in soccer, earning All-Region and MVP Honors...also lettered in basketball...member of National Honor's Society and Beta Club... **Nate Cochran, P, 6-5, 215**...Signed with Rams 4/29/97...Averaged 43.9 yards per punt at Pittsburgh, including school-record 80-yard punt vs. Kent State during senior year...earned first-team All-Conference honors...averaged 43.5 yards during career...holds school records for attempts (252) and yards (10,851)...born Nathan John Cochran 4/26/75 in Greenville, S.C...averaged 43.9 yards per punt during high school career, including 75 yarder, at West Florence High School...four-time all conference selection...member of Greenville News All-State team...four-year letter winner in football, two-year letter winner in track...produced a career best 6-4 mark in high jump... **Joe Gordon, CB, 5-8, 180**...signed with Rams 4/29/97...limited to four games during senior season at Kansas State due to broken left leg suffered prior to the start of fall workouts...came back to play Cotton Bowl New Year's Day... registered 16 tackles and three pass breakups...earned first-team Associated Press and Football News All-Big Eight Conference honors during sophomore and junior seasons...teammate of Rams' linebacker Percell Gaskins...registered 48 tackles and 13 pass breakups during junior year...born (11/27/73) in Arlington, Texas...first team District 5A selection at Arlington High...also ran track, winning conference title in 100 meters (10.5)...honor student who graduated with 3.0 average... **Aaron Henne, G, 6-5, 299**...signed with Rams 4/29/97... Played in 11 games, starting final seven at right guard at University of Virginia...alternated time as starter and backup during junior year...played defensive tackle first two years...registered 51 tackles, one tackle for a loss and two hurries...born (3/24/74)...First-team Pittsburgh Press North All-Star choice and first team All-Quad North Conference selection...played in "Big 33" All-Star Football Classic...also lettered in wrestling...had career record of 40-26 with 26 pins...father Leo played semi-pro football for Pittsburgh Ironmen and Wolfpack...

Donald Hitson, RB, 6-1, 200...signed with Rams 4/29/97...rushed 65 times for 513 yards (7.3 avg.) and three touchdowns at Murray State...returned 10 kicks for 410 yards and two touchdowns...played DB during junior year, registering 44 tackles, one interception, five pass breakups and one sack...transferred from Georgia Military College...born (4/13/74)...was All-State and All-Area pick at Valdosta (Ga.) High School...named honorable mention All-America by USA Today...played defensive end in high school...led nation during senior season with 24...also lettered in track and wrestling (undefeated)...

Mitch Jacoby, TE, 6-4, 252...signed with Rams 4/29/97...second on team in receptions with 29 catches for 302 yards and three touchdowns at Northern Illinois University...registered 50 career receptions for 591 yards and four touchdowns...started 30 games in four-year career...was second team all Big West Conference in 1994 and third team All-Independent in 1996...born 12/8/73 ...moved from TE to FB as high school senior...made 17 catches for 290 yards and three touchdowns, ran for 770 yards and 11 touchdowns on 152 carries...named Honorable Mention All-Central Lake Shore Conference...lettered in football, basketball and baseball...member of National Honor Society...

Billy Jenkins Jr., S, 5-10, 194...signed with Rams 4/29/97...registered team-high 77 tackles, two interceptions, six pass breakups, three sacks and four forced fumbles at Howard University...registered 174 tackles in three years...played running back as freshman, carrying five times for 42 yards...born (7/8/74) in Albuquerque, New Mexico...all-state running back and linebacker for Albuquerque High Bulldogs...has son, Khalil (5/27/96)...

Bryan Robinson, DL, 6-4, 283...signed with Rams 4/29/97...played two seasons at Fresno State after transferring from College of the Desert JC in Palm Desert, Calif...started 20 of 21 games, totaling 112 tackles in two seasons with Bulldogs...earned first-team All-Western Athletic Conference honors senior season with 66 tackles, five sacks and seven tackles for losses...junior college All-America born (6/22/74)...attended Woodward High School in Toledo, Ohio...named second-team all district during junior year and first team all district performer during senior year...

Joe Rowe, CB, 6-0, 195...signed with Rams 4/29/97...started 10 games at cornerback at Virginia...finished with 48 tackles, two inter-

ceptions and five pass breakups...returned four kickoffs for an average of 36.8 yards...returned kick 82 yards for touchdown...registered 78 career tackles, two interceptions and eight pass breakups...born Joseph Rowe III (12/8/73) in East Elmhurst, N.Y...lettered twice as wide receiver and defensive back for Greenville County High School...named First-Team All-District and All-Region as senior...also lettered in baseball and track and field...led team with .362 average as center fielder...won 100 meter dash at District and Region meets as junior, won 200 meters at district meet and finished second in regional meet...**Donald Sellers, WR, 6-1, 186**...Signed With Rams 4/29/97...two-year starter at quarterback at University of New Mexico...second-team All-Western Athletic Conference performer...school leader for pass completion percentage (61.6%), pass efficiency (144.0 rating) and average yards per play (6.6)...passed for 2,048 yards and 10 touchdowns as senior...had 4,992 yards total offense and 39 touchdowns in career...born Donald Ray Sellers (12/30/74) in Birmingham, Ala. ...two-year letterman in football, basketball and baseball at Ellison High School in Killeen, Texas...passed for over 4,000 yards in career...all-district and All-Cen Tex QB junior and senior years...**Buster Tillman, WR, 6-0, 190**...signed with Rams 4/29/97...played in 10 games during senior season, starting four at Ohio State...had 10 receptions for 97 yards, playing on same offensive unit as Rams' No. 1 draft pick Orlando Pace...caught 86 passes for 1,253 yards and four touchdowns during career...born Michael Tillman (9/16/74)...named Street & Smith's honorable mention All-American and second-team All-Ohio Division II at Steubenville (Oh.) High School...as team captain, led team to second-place ranking in state, catching 40 passes for 713 yards and 10 touchdowns...also intercepted eight passes as defensive back and returned 17 punts for 350 yards (20.6 avg.) and one touchdown.

ROOKIE HONORS

The Rams have had two players receive NFL Rookie of the Year honors and both are running backs. Jerome Bettis became the second Ram recipient after rushing for 1,429 yards in 1993. Eric Dickerson was the first Ram to be named Rookie of the Year when he rushed for 1,808 yards and 18 touchdowns in 1983. Overall, the Rams have had 30 players receive All-Rookie Team recognition.

ALPHABETICAL ROSTERS



ROOKIES AND FIRST-YEAR PLAYERS

No.	Player	Pos.	NFL					High School	
			Ht.	Wt.	Year	Age	College	Hometown	
3	Cochran, Nate	P	6-5	215	R	22	Pittsburgh	Greenville, S.C.	
8	Brice, Will	P	6-4	225	R	21	Virginia	Lancaster, S.C.	
15	Baker, Donnell	WR	6-0	180	1	23	Southern (B.R.)	Baton Rouge, La.	
16	Sellers, Donald	WR	6-0	195	R	22	New Mexico	Birmingham, Al.	
20	Allen, Taje	CB	5-10	180	R	23	Texas	Lubbock, Tx.	
24	McCleon, Dexter	CB	5-10	198	R	23	Clemson	Meridian, Ms.	
31	Hitson, Don	RB	6-1	200	R	23	Murray State	Valdosta, Ga.	
36	Jenkins Jr., Billy	S	5-10	194	R	22	Howard	Albuquerque, N.M.	
42	Rowe, Joe	CB	6-0	195	R	23	Virginia	Emporia, Va.	
45	Baynham, Grant	TE	6-5	250	R	23	Georgia Tech	North Augusta, S.C.	
46	Gordon, Joe	CB	5-8	180	R	23	Kansas State	Arlington, Tx.	
48	Jacoby, Mitch	TE	6-2	242	R	23	Northern Illinois	Frenonia, Wi.	
49	Regular, Moses	TE	6-3	265	1	25	Missouri Valley	Osceola, Fl.	
50	Tucker, Ryan	C	6-5	286	R	21	Texas Christian	Midland, Tx.	
56	Clemons, Charlie	LB	6-2	250	1	24	Georgia	Griffin, Ga.	
59	Kazadi, Muadianvita	LB	6-2	236	R	23	Tulsa	Newton, Ks.	
62B	Robinson, Bryan	DT	6-4	283	R	22	Fresno State	Fresno, Ca.	
63	White, Cedric	DT	6-2	298	R	22	North Carolina A&T	Los Angeles, Ca.	
71	Henne, Aaron	G	6-5	299	R	21	Maryland	Allison Park, Pa.	
76	Pace, Orlando	T	6-7	334	R	21	Ohio State	Sandusky, Ohio	
18	Tellison, A.C.	WR	6-2	208	1	25	Miami, FL	Bay City, Tx.	
95	Williams, Tyrone	DT	6-4	282	1	24	Wyoming	Omaha, Ne.	




Dick Vermeil and Orlando Pace are all smiles on Draft Day.

VETERANS

No.	Player	Pos.	Ht.	Wt.	Birthdate	NFL		High School	Hometown
						Year	College		
12	Banks, Tony	QB	6-4	225	4/5/73	2	Michigan State	San Diego, Ca.	
61	Brostek, Bern	C	6-3	300	9/11/66	8	Washington	Honolulu, Hawaii	
80	Bruco, Isaac	WR	6-0	186	11/10/72	4	Memphis	Ft. Lauderdale, Fl.	
83	Carter, Kevin	DE	6-5	280	9/21/73	3	Florida	Tallahassee, Fl.	
99	Clay, Hayward	TE	6-3	260	7/25/73	2	Texas A&M	Snyder, Tx.	
84	Conwell, Ernie	TE	6-1	255	8/17/72	2	Washington	Kent, Wa.	
81	Crawford, Keith	WR	6-2	185	11/21/70	4	Howard Payne	Palestine, Tx.	
53	Dingle, Nate	LB	6-2	242	7/23/71	3	Cincinnati	Amelia, Ohio	
69	Dye, Ernest	T	6-6	325	7/15/71	5	South Carolina	Greenwood, S.C.	
75	Farr, D'Marco	DT	6-1	280	6/9/71	4	Washington	Richmond, Ca.	
9	Furrer, Will	QB	6-3	215	2/5/68	5	Virginia Tech	Pullman, Wash.	
70	Gandy, Wayne	T	6-4	300	2/10/71	4	Auburn	Haines City, Fl.	
54	Gaskins, Percell	LB	6-0	226	4/25/72	2	Kansas State	Daytona Beach, Fl.	
66	Gerak, John	G	6-3	295	1/6/70	5	Penn State	Struthers, Ohio	
60	Grattadauria, Mike	C	6-3	295	12/6/72	2	Central Florida	Tarpon Springs, Fl.	
57	Hager, Britt	LB	6-1	225	2/20/66	9	Texas	Odessa, Tx.	
34	Harris, Derrick	RB	6-0	250	8/18/72	2	Miami, Fl.	Angleton, Tx.	
99	Harris, James	DE	6-6	285	5/13/68	5	Temple	East St. Louis, Ill.	
34	Heyward, Craig	RB	5-11	250	9/26/66	10	Pittsburgh	Passaic, N.J.	
68	James, Jesse	G	6-4	311	9/16/71	3	Mississippi State	Mobile, Al.	
79B	Johnson, Bill	DT	6-3	305	12/8/68	7	Michigan State	Chicago, Ill.	
52	Jones, Mike	LB	6-1	230	4/15/69	7	Missouri	Kansas City, Mo.	
55	Jones, Robert	LB	6-3	242	9/27/69	6	East Carolina	Reedville, Va.	
88	Kennison, Eddie	WR	6-0	195	1/20/73	2	Louisiana State	Lake Charles, La.	
65	Kirksey, Jon	DT	6-4	345	2/21/71	2	Sacramento State	Greenville, S.C.	
86	Laing, Aaron	TE	6-3	255	7/19/71	3	New Mexico State	Houston, Tx.	
17	Lee, Kevin	WR	6-1	190	1/1/71	3	Alabama	Mobile, Al.	
41	Lylght, Todd	CB	6-0	189	2/9/69	7	Notre Dame	Flint, Mi.	
35	Lyle, Keith	S	6-2	209	4/17/72	4	Virginia	Vienna, Va.	
10	Martin, Jamie	QB	6-2	210	2/8/70	4	Weber State (Utah)	Arroyo Grande, Ca.	
23	McBurrows, Gerald	S	5-11	206	10/7/73	3	Kansas	Detroit, Mi.	
47	McNeil, Ryan	CB	6-2	192	10/4/70	5	Miami, Fl.	Miami, Fl.	
73	Miller, Fred	T	6-7	306	2/6/73	2	Baylor	Houston, Tx.	
44	Moore, Jerald	RB	5-9	229	11/20/74	2	Oklahoma	Houston, Tx.	
29	Moore, Ron	RB	5-10	225	1/26/70	5	Pittsburg State (KS)	Spencer, OK	
	Nunley, Jeremy	DT	6-5	285	9/19/71	4	Alabama	Winchester, Tn.	
91	O'Neal, Leslie	DE	6-4	270	5/7/64	11	Oklahoma St.	Little Rock, Ark.	
97	Osborne, Chuck	DT	6-2	295	11/2/73	2	Arizona	Canyon Country, Ca.	
27	Parker, Anthony	CB	5-10	185	2/11/66	8	Arizona State	Tempe, Az.	
98	Parton, Ty	DT	6-4	272	10/13/69	3	Arizona	Scottsdale, Az.	
64	Perry, Gerald	G/T	6-6	305	11/12/64	9	Southern (B.R.)	Columbia, S.C.	
58	Phifer, Roman	LB	6-2	239	3/5/68	7	UCLA	Pineville, N.C.	
21	Phillips, Lawrence	RB	6-0	212	5/12/75	2	Nebraska	West Covina, Ca.	
28	Philyaw, Dino	RB	5-10	203	10/6/70	3	Oregon	Dudley, N.C.	
77	Pollard, Trent	G/T	6-4	330	11/20/72	4	Eastern Washington	Rainier, Wash.	
25	Reece, John	S	6-0	203	1/24/71	2	Nebraska	Houston, Tx.	
94	Robinson, Jeff	DE	6-4	265	2/20/70	5	Idaho	Spokane, Wash.	
82	Ross, Jermaine	WR	6-0	196	4/27/71	3	Purdue	Jeffersonville, In	
11	Rypien, Mark	QB	6-4	231	10/2/62	11	Washington State	Spokane, Wash.	
51	Sabb, Dwayne	LB	6-4	248	10/9/69	6	New Hampshire	Jersey City, N.J.	
22	Scurlock, Mike	S	5-10	199	2/26/72	3	Arizona	Tucson, Az.	
83	Small, Torrance	WR	6-3	213	9/6/70	6	Alcorn State	Tampa, Fl.	
62	Smith, Vernice	C	6-3	300	10/24/65	7	Florida A&M	Orlando, Fl.	
38	Walker, Marquis	CB	5-10	173	7/6/72	2	Southeast Missouri	St. Louis, Mo.	
72	Wiegert, Zach	G	6-4	315	8/16/72	3	Nebraska	Fremont, Ne.	
14	Wilkins, Jeff	K	6-2	192	4/9/72	4	Youngstown State	Austinovton, Ohio	
96	Williams, Jay	DE	6-3	280	10/13/71	3	Wake Forest	Washington, D.C.	
92	Wilson, Troy	DE	6-4	263	11/22/70	4	Pittsburg State (KS)	Tecumseh, Ks.	
32	Wright, Toby	S	5-11	215	11/19/70	4	Nebraska	Phoenix, Az.	
90	Zgonina, Jeff	DT	6-2	285	5/24/70	5	Purdue	Mundolein, Ill.	

VETERANS NUMERICAL ROSTER

No.	Player	Pos.	Ht.	Wt.	NFL		College
					Year	Age	
9	Furrer, Will	QB	6-3	215	5	29	Virginia Tech
10	Martin, Jamie	QB	6-2	210	4	27	Weber State
11	Rypien, Mark	QB	6-4	231	11	34	Washington State
12	Banks, Tony	QB	6-4	225	2	24	Michigan State
14	Wilkins, Jeff	K	6-2	192	4	25	Youngstown State
17	Lee, Kevin	WR	6-1	190	3	26	Alabama
21	Phillips, Lawrence	RB	6-0	230	2	22	Nebraska
22	Scurlock, Mike	S	5-10	199	3	25	Arizona
23	McBurrows, Gerald	S	5-11	206	3	22	Kansas
27	Parker, Anthony	CB	5-10	185	8	31	Arizona State
28	Philyaw, Dino	RB	5-10	203	3	26	Oregon
29	Moore, Ron	RB	5-10	225	5	27	Pittsburg State(KS)
32	Wright, Toby	S	5-11	215	4	25	Nebraska
33	Harris, Derrick	RB	6-0	250	2	23	Miami, FL
34	Heyward, Craig	RB	5-11	250	10	30	Pittsburgh
35	Lyle, Keith	S	6-2	209	4	25	Virginia
38	Walker, Marquis	CB	5-10	173	2	24	Southeast Missouri
41	Lyght, Todd	CB	6-0	189	7	28	Notre Dame
44	Moore, Jerald	RB	5-9	229	2	21	Oklahoma
47	McNeil, Ryan	CB	6-2	192	5	26	Miami, FL
51	Sabb, Dwayne	LB	6-4	248	6	27	New Hampshire
52	Jones, Mike	LB	6-1	230	7	28	Missouri
53	Dingle, Nate	LB	6-2	255	3	24	Cincinnati
54	Gaskins, Percell	LB	6-0	226	2	25	Kansas State
55	Jones, Robert	LB	6-2	242	6	26	East Carolina
57	Hager, Britt	LB	6-1	225	9	31	Texas
58	Phifer, Roman	LB	6-2	239	7	29	UCLA
60	Gruttadauria, Mike	C	6-3	295	2	23	Central Florida
61	Brostek, Bern	C	6-3	300	8	29	Washington
62	Smith, Vernice	C	6-3	300	7	31	Florida A&M
64	Perry, Gerald	G/T	6-6	305	9	32	Southern (B.R.)
65	Kirksey, Jon	DT	6-4	345	2	26	Sacramento State
66	Gerak, John	G	6-3	295	5	27	Penn State
68	James, Jesse	G	6-4	311	3	24	Mississippi State
69	Dye, Ernest	T	6-6	325	5	25	South Carolina
70	Gandy, Wayne	T	6-4	300	4	26	Auburn
72	Wiegert, Zach	G	6-4	315	3	24	Nebraska
73	Miller, Fred	T	6-7	306	2	24	Baylor
75	Farr, D'Marco	DT	6-1	280	4	26	Washington
77	Pollard, Trent	G/T	6-4	330	4	24	Eastern Washington
79B	Johnson, Bill	DT	6-3	305	7	28	Michigan State
80	Bruce, Isaac	WR	6-0	186	4	23	Memphis
81	Crawford, Keith	WR	6-2	185	4	26	Howard Payne
82	Ross, Jermaine	WR	6-0	196	3	26	Purdue
83	Small, Torrance	WR	6-3	213	6	26	Alcorn State
84	Conwell, Ernie	TE	6-1	255	2	23	Washington
86	Laing, Aaron	TE	6-3	255	3	25	New Mexico State
88	Kennison, Eddie	WR	6-0	195	2	23	LSU
89	Clay, Hayward	TE	6-3	260	2	23	Texas A&M
90	Zgonina, Jeff	DT	6-3	282	5	27	Purdue
91	O'Neal, Leslie	DE	6-4	270	12	32	Oklahoma State
92	Wilson, Troy	DE	6-4	263	4	26	Pittsburg (KS) State
93	Carter, Kevin	DE	6-5	280	3	22	Florida
94	Robinson, Jeff	DE	6-4	265	5	27	Idaho
96	Williams, Jay	DE	6-3	280	3	25	Wake Forest
97	Osborne, Chuck	DT	6-2	295	2	22	Arizona
98	Parten, Ty	DT	6-4	272	3	27	Arizona
99	Harris, James	DE	6-6	285	5	29	Temple
	Nunley, Jeremy	DT	6-5	285	4	25	Alabama



1996 SEASON

1996 SEASON REVIEW



Game #1

RAMS 26, Cincinnati Bengals 16

Trans World Dome, September 1, 1996

Indoors, 72 degrees

The Rams opened the 1996 season with a 10-point victory over Cincinnati before 62,659 fans. The defense gave a strong opening performance by limiting the Bengals to 242 total yards. Linebackers Robert Jones and Carlos Jenkins registered seven tackles each as St. Louis held Bengals' running back Ki-Jana Carter to only 14 yards rushing on 14 carries. Cincinnati jumped out to a 3-0 lead on a Doug Pelfrey 27-yard field goal on the game's opening possession. The Rams were sparked to their first points of the season by their two 1996 first-round draft picks. Wide receiver Eddie Kennison returned a punt 40 yards to the Cincinnati 21-yard line. Four plays later, running back Lawrence Phillips scored on a one-yard touchdown run. Chip Lohmiller's PAT gave the Rams a 7-3 lead. Cincinnati regained the lead in the second quarter on a pair of Pelfrey field goals (35, 47) and led 9-7 at halftime. The Bengals converted a third-quarter interception into a touchdown. Darnay Scott caught a six-yard scoring pass from Jeff Blake, extending Cincinnati's lead to 16-7. After that, St. Louis dominated. The Rams scored on their next five possessions, scoring 23 unanswered points. A 42-yard field goal by Lohmiller on the ensuing drive cut the deficit to 16-10. The special teams unit came up with another big play as Antonio Goss broke free to block a punt. Paschall Davis recovered the ball at the Cincinnati 20. Eight plays later, Lohmiller added a 20-yard field goal early in the fourth quarter to trim the deficit to 16-13. Keith Lyle's 58-yard interception gave the Rams possession at the Cincinnati 32, which led to Lohmiller's 29-yard field goal to tie the game at 16-all with 9:18 to play. On the ensuing kickoff, Keith Crawford forced a fumble, which was recovered by Jermaine Ross. Three plays later the Rams finally reached paydirt on Phillips' second 1-yard TD run with 7:33 to play gave St. Louis the lead for good. Kevin Carter created the Bengals' fifth turnover of the day by forcing a Blake fumble, which was recovered by Leslie O'Neal. Lohmiller converted his fourth field goal of the day, a 20-yard kick, with 5:26 remaining to seal the win.

Cincinnati	3	6	7	0	-16
RAMS	7	0	3	16	-26

CIN --- FG Pelfrey 27

RAMS --- Phillips 1-yd run (Lohmiller kick)

CIN --- FG Pelfrey 35

CIN --- FG Pelfrey 47

CIN --- D.Scott 6-yd pass from J.Blake (Pelfrey kick)

RAMS --- FG Lohmiller 42

RAMS --- FG Lohmiller 20

RAMS --- FG Lohmiller 29

RAMS --- Phillips 1-yd run (Lohmiller kick)

RAMS --- FG Lohmiller 20

ATT --- 62,659

	Bengals	Rams
First Downs	14	18
Total Yards	242	209
Rushing Yards	37	70
Passing Yards	205	139
Passes-Comp-Int	40-23-2	35-13-1
Sacked-Yards	2-15	3-21
Punts-Avg	3-26.3	3-45.3
Fumbles-Lost	3-3	3-2
Penalties-Yards.....	16-101	11-61

Rushing

Bengals-K.Carter 14-14, E.Bieniemy 2-12,

G.Hearst 3-6, J.Blake 2-4, D.Scott 1-1

Rams- L.Phillips 21-46, H.Green 5-15, S.Walsh 5-

13, G.Robinson 3(-4), D.Harris 1-0

Passing

Bengals-J.Blake 40-23-2, 226 yards, 46 LG, 1 TD

Rams-S.Walsh 35-13-1, 154 yards, 32 LG, 0 TD

Receiving

Bengals-C.Pickens 6-91, D.Scott 6-76, K.Carter 5-

22, T.McGee 2-19, E.Bieniemy 2-10, M.Battaglia 1-

4, J.Cothren 1-4

Rams-E.Kennison 4-70, I.Bruce 4-40, H.Green 4-

38, G.Robinson 1-6

Sacks: Bengals - J.Francis 1-8, D.Wilkinson 1-7;

Rams - K.Carter 1-9, L.O'Neal 1-5, J.Jones 1-7

Game #2

San Francisco 49ers 34, RAMS 0

3Com Park, September 8, 1996

Sunny, 82 degrees

Just as turnovers proved to be their best ally one week earlier, the Rams' biggest enemy on this day was turnovers as they were shutout for the first time since a 13-0 loss vs. Atlanta (11/14/93). St. Louis committed four turnovers, two of which were turned into 49er touchdowns. The Rams' defense kept San Francisco out of the end zone on a brilliant goal-line stand early in the second quarter. However, the 49ers got on the board three plays later when rookie quarterback Tony Banks, making his NFL debut on the possession, was called for intentional grounding in the end zone, giving the Niners a safety and a 2-0 lead. San Francisco rode that momentum to score on its next two possessions. Derek Loville's 2-yard touchdown run and a 38-yard field

goal by Jeff Wilkins extended the 49ers lead to 12-0. SF added another score just before halftime when a punt snap sailed over Rams' punter Sean Landeta's head. Landeta kicked the ball out of the end zone for another safety, which gave San Francisco a 14-0 lead. The 49ers added a 22-yard field goal by Wilkins in their third quarter, extending the lead to 17-0. San Francisco finally wore down the Rams' defense in the fourth quarter, scoring a pair of touchdowns and a field goal to blow the game open.

RAMS	0	0	0	0	-0
49ers	0	14	3	17	-34

SF --- Safety
 SF --- Loville 2-yd run (Wilkins kick)
 SF --- FG Wilkins 38
 SF --- Safety
 SF --- FG Wilkins 22
 SF --- FG Wilkins 21
 SF --- Vardell 1-yd run (Wilkins kick)
 SF --- D.Carter 1-yd run (Wilkins kick)
 ATT --- 63,624

	RAMS	49ers
First Downs	6	23
Total Yards	105	351
Rushing Yards	36	129
Passing Yards	148	269
Passes-Comp-Int	27-11-1	30-21-0
Sacks- Yards	0-0	2-9
Punts- Avg	6-38.7	3-41.7
Penalties- Yards	11-82	5-45
Fumbles- Lost	5-3	1-0

Rushing

Rams- L.Phillips 9-15, H.Green 3-10, G.Robinson 2-6, D.Harris 1-3, T.Banks 1-2
 49ers- D.Loville 12-49, T.Vardell 17-44, D.Carter 3-15, S.Young 4-14, A.Lynn 1-8, J.Rice 1-3, E.Grbac 1-1, J.Brohm 3(-5)

Passing

Rams- T.Banks 17-6-0, 69 yards, 22 L, 0 TD
 S.Walsh 6-2-1, 13 yards, 7 LG, 0 TD
 J.Martin 4-3-0, 32 yards, 18 LG, 0 TD
 L.Phillips 0-0-0, 0 yards, 0 LG, 0 TD
 49ers- S.Young 18-15-0, 138 yards, 28 LG, 2 TD
 E.Grbac 12-6-0, 86 yards, 39 LG, 0 TD

Receiving

Rams- I.Bruce 4-52, A.Laing 2-25, H.Green 2-15, J.Ross 1-13, T.Drayton 1-6, D.Harris 1-3
 49ers- J.Rice 7-99, T.Vardell 6-31, J.J.Stokes 3-62, B.Jones 3-26, D.Loville 2-6
Sacks: 49ers- B.Young 2-9

Game #3

Washington Redskins 17, RAMS 10
 Trans World Dome, September 22, 1996
 Indoors, 72 degrees

For the second straight week, the Rams offense sputtered as Washington escaped with a victory.

The Redskins got on the board on their second possession as Gus Frerotte connected on a two-yard touchdown pass to Scott Galbraith for a 7-0 lead. Washington converted a second-quarter Steve Walsh interception into points on a 38-yard field goal by Scott Blanton. In the third quarter, the Rams' defense came up with a big play as Torin Dorn intercepted a Frerotte pass and returned it 40 yards to the Washington 5-yard line. However, St. Louis couldn't get into the end zone and settled for a 19-yard field goal by Chip Lohmiller. The field goal was the first points scored by the Rams since the fourth quarter of the Cincinnati game and ended a streak of six consecutive scoreless quarters. Washington extended its lead to 17-3 later in the third quarter on a 9-yard touchdown run by Terry Allen. The Rams rallied in the fourth quarter and scored a touchdown on a 3-yard reverse by Jermaine Ross, which cut the lead in half with 7:17 to play. The scoring run ended a 10-play, 84-yard drive, the Rams longest scoring drive of the season. Following a strong defensive stand by the defense on Washington's next possession, the Rams had a chance to tie the game or go for the win. However Walsh's third interception of the day at the Washington 13-yard line with 2:40 to play ended the threat.

Washington	7	3	7	0	-17
RAMS	0	0	3	7	-10

Was --- Galbraith 2-yard pass from Frerotte (Blanton kick)
 Was --- FG Blanton 38
 RAMS --- FG Lohmiller 19
 Was --- Allen 9-yard run (Blanton kick)
 RAMS --- Ross 3-yard run (Lohmiller kick)
 ATT --- 62,303

Redskins RAMS

First Downs	16	17
Total Yards	257	285
Rushing Yards	106	112
Passing Yards	151	173
Passes-Comp-Int	23-12-2	36-18-3
Sacks-Yards	1-4	0-0
Punts-Avg	6-47.2	6-51.2
Fumbles-Lost	2-0	0-0
Penalties-Yards	5-30	13-82

Rushing

Redskins- T.Allen 23-78, B.Mitchell 3-27, M.Logan 1-2, G.Frerotte 5(-1)
 RAMS- L.Phillips 14-48, H.Green 6-38, G.Robinson 5-22, J.Moore 1-4, J.Ross 1-3, S.Walsh 1(-3)

Passing

Redskins- G.Frerotte 23-12-2, 151 yards, 22 LG, 1 TD
 RAMS- S.Walsh 36-18-3, 177 yards, 19 LG, 0 TD

Receiving

Redskins- M.Logan 3-50, T.Allen 3-26, B.Mitchell 2-19, S.Galbraith 2-16, J.Asher 1-20, L.Shepherd 1-20
 RAMS- I.Bruce 11-136, H.Green 3-26, E.Kennison 1-12, T.Drayton 1-5, D.Harris 1-4, L.Phillips 1(-6)
Sacks: Redskins- Owens 1-4

Game #4

Arizona Cardinals 31, RAMS 28 (OT)
Sun Devil Stadium, September 29, 1996
Sunny, 97 degrees

The Rams blew three 14-point leads in losing to the Cardinals in overtime in the "Battle of St. Louis." The overtime game was the first for the Rams since losing in overtime 34-31 to Cincinnati 10/7/90, ending a streak of 95 consecutive games without playing overtime. The game was also the start of a new era as Tony Banks made his first NFL start. Eddie Kennison jump-started the Rams' offense on a 66-yard punt return for a touchdown, the first in his career, staking the Rams to a 7-0 lead. St. Louis extended to a 14-0 lead in the second quarter as Banks threw his first career touchdown pass, a 46-yard connection to Issac Bruce. Arizona got on the board on a 24-yard touchdown pass from Kent Graham. St. Louis responded on its next possession on a 34-yard scoring pass from Banks to Eddie Kennison, extending the lead to 21-7. However, Arizona again answered on a 2-yard touchdown run by LeShon Johnson, cutting the Rams lead to 21-14 at halftime. In the third quarter, Banks threw his third touchdown pass of the game, this time a 49-yard connection to Bruce to give St. Louis a 28-14 lead with 6:14 to play in the quarter. However, the Rams would not score again. Arizona rallied for two touchdowns in the final 6:19 of the fourth quarter to send the game into overtime. Graham threw two touchdown passes, one to Larry Centers and the other to Frank Sanders, in the final period. The scoring pass to Sanders came with :11 to play in the game. In overtime, Johnson broke loose on a 66-yard run to the Rams' 8-yard line. Two plays later, Greg Davis' 24-yard field goal completed the comeback and gave the Cardinals the win.

RAMS	7	14	7	0	0	-28
Cardinals	0	14	0	14	3	-31

RAMS --- Kennison 66-yd punt return (Lohmiller kick)

RAMS --- Bruce 46-yd pass from Banks (Lohmiller kick)

Ariz --- Moore 24-yd pass from Graham (Davis kick)

RAMS --- Kennison 34-yd pass from Banks (Lohmiller kick)

Ariz --- Johnson 2-yard run (Davis kick)

RAMS --- Bruce 49-yd pass from Banks (Lohmiller kick)

Ariz --- Centers 5-yd pass from Graham (Davis kick)

Ariz --- Sanders 5-yd pass from Graham (Davis kick)

Ariz --- FG Davis 24

ATT --- 33-116

	RAMS	Cardinals
First Downs	10	27
Total Yards	226	498
Rushing Yards	60	150
Passing Yards	166	348
Passes-Comp-Int	18-10-1	59-37-0

Sacked-Yards	2-20	4-18
Punts-Avg	5-51	6-42.7
Fumbles-Lost	3-2	2-1
Penalties-Yards	8-60	11-85

Rushing

RAMS - H. Green 10-39, T. Banks 6-20, L. Phillips 5-1, J. Moore 1-0
Cardinals - L. Johnson 12-97, L. Centers 13-33, K. Graham 2-20

Passing

RAMS - T. Banks 18-10-1, 186 yards, 49 LG, 3TD
Cardinals - K. Graham 58-37-0, 366 yards, 27 LG, 4 TD

Receiving

RAMS - I. Bruce 4-11-7, J. Ross 2-18, L. Phillips 2-9, E. Kennison 1-34, H. Green 1-8
Cardinals - L. Centers 13-83, R. Moore 9-143, L. Johnson 6-55, F. Sanders 4-47, A. Edwards 3-18, M. Dowdell 2-20

Sacks: RAMS - J. Jones 2-13, K. Carter 2-5
Cardinals - E. Swann 1-10, S. Rice 1-10

Game #5

San Francisco 49ers 28, RAMS 11
Trans World Dome, October 6, 1996
Indoors, 73 degrees

The 49ers again used Rams' turnovers to their advantage in beating St. Louis for the 13th straight time. The St. Louis defense once again made a strong statement, stopping the 49ers at the Rams' 1-yard line on fourth down early in the first quarter. San Francisco took advantage of a pair of unsportsmanlike conduct penalties on Tony Wright, who was ejected, to cash in for its first touchdown, a 1-yard touchdown pass from Elvis Grbac to Ted Popson with just under four minutes to play in the first quarter. In the second quarter, San Francisco turned two Rams turnovers into touchdowns. Merton Hanks intercepted a Tony Banks pass near midfield, which led to a Terry Kirby 1-yard touchdown run, extending the lead to 14-0 with 6:54 to play until halftime. On the Rams' next possession, Lawrence Phillips fumbled. Ken Norton recovered and returned it 21 yards to the St. Louis 9-yard-line. The 49ers scored on the next play as Popson caught his second touchdown pass of the day, a 9-yard strike from Grbac, to extend the lead to 21-0. The Rams got on the board on their first possession of the third quarter. The 16-play, 59-yard drive ended with a 28-yard Chip Lohmiller field goal, cutting the deficit to 21-3. San Francisco put the game away early in the fourth quarter as Jerry Rice caught a 31-yard touchdown pass from Grbac, extending to a 28-3 lead. The Rams reached paydirt late in the game on a 3-yard touchdown pass from Banks to Harold Green with just under two minutes to play. Banks' conversion run accounted for the final margin.

SF	7	14	0	7	-28
RAMS	0	0	3	8	-11

SF --- Popson 1-yd pass from Grbac (Wilkins kick)

SF --- Kirby 1-yd run (Wilkins kick)
 SF --- Popson 9-yd pass from Grbac (Wilkins kick)
 RAMS --- FG Lohmiller 28
 SF --- Rice 31-yd pass from Grbac (Wilkins kick)
 RAMS --- Green 3-yd pass from Banks (Banks 2-point run)
 ATT --- 61, 260

	49ers	RAMS
First Downs.....	23	15
Total Yards.....	389	202
Rushing Yards.....	154	65
Passing Yards.....	235	137
Passes-Comp-Int.....	36-22-2	33-18-2
Sacks-Yards.....	5-37	0-0
Punts-Avg.....	3-27	4-47.5
Fumbles-Lost.....	0-0	4-2
Penalties-Yards.....	9-64	8-53

Rushing

49ers - T. Kirby 13-73, A. Lynn 7-39, T. Vardell 8-30, J. Brohm 4-12, D. Carter 5-0
 RAMS - H. Green 5-28, L. Phillips 10-26, T. Banks 4-9, D. Harris 1-2

Passing

49ers - E. Grbac 32-20-2, 222 yards, 36 LG, 3 TD, J. Brohm 4-2-0, 13 yards, 7 LG, 0 TD
 RAMS - T. Banks 33-18-2, 174 yards, 25LG, 1 TD

Receiving

49ers - J. Rice 7-108, T. Kirby 5-57, T. Popson 5-44, A. Lynn 2-14, T. Vardell 2-5, S. Manuel 1-7
 RAMS - H. Green 5-10, I. Bruce 4-56, E. Kennison 4-54, E. Conwell 2-22, J. Ross 1-20, A. Laing 1-7, L. Phillips 1-5
Sacks: 49ers - B. Young 3-27, L. Woodall 1-3, C. Doleman 1-7

Game #6

Carolina Panthers 45, RAMS 13
 Ericsson Stadium, October 13, 1996
 Sunny, 68 degrees

Carolina took advantage of five Rams turnovers to hand St. Louis its fifth consecutive loss. The Panthers scored on their first possession en route to scoring the game's 21 points. Wesley Walls caught the first of quarterback Kerry Collins' three touchdown passes with just under nine minutes to play in the first quarter to stake Carolina to a 7-0 lead. The Rams responded with a drive, but the attempt to tie the game was thwarted as a Tony Banks' fumble was returned by Kevin Greene 66 yards for a touchdown, extending the lead to 14-0 with 1:18 to play in the first quarter. The Panthers pushed their lead to 21-0 on a 54-yard scoring pass from Collins to Muhsin Muhammad. The Rams finally got on the board in the second quarter as Anthony Parker returned an interception 22 yards for a touchdown to cut the deficit to 21-7. However, Michael Bates returned the ensuing kickoff 93 yards for a touchdown and a 28-7 lead. St. Louis

answered just before the half as Eddie Kennison caught a 12-yard touchdown pass from Banks, slicing the Rams' deficit to 28-13 at intermission. Carolina dominated the second half, outgaining the Rams 204 to 58 and limiting St. Louis to four first downs in the final 30 minutes. John Kasay added a 22-yard field goal and Walls caught his second touchdown pass of the day, a 19-yard pass from Collins, to turn the game into a rout at 38-13. The Panthers added a final touchdown on a 2-yard run by Dino Philyaw in the fourth quarter.

	RAMS	0	13	0	0	-13
Panthers	14	14	10	7	-45	

Car --- Walls 9-yard pass from Collins (Kasay kick)
 Car --- Greene 66-yard fumble return (Kasay kick)
 Car --- Muhammed 54-yard pass from Collins (Kasay kick)
 RAMS --- Parker 22-yard interception return (Lohmiller kick)
 Car --- Bates 93-yard kickoff return (Kasay kick)
 RAMS --- Kennison 12-yard pass from Banks (No good, WR)
 Car --- FG Kasay 22
 Car --- Walls 19-yard pass from Collins (Kasay kick)
 Car --- Philyaw 2-yard run (Kasay kick)
 ATT --- 70,535

RAMS

Panthers

First Downs.....	15	21
Total Yards.....	219	361
Rushing Yards.....	78	184
Passing Yards.....	141	177
Passes-Comp-Int.....	36-19-2	18-11-1
Sacked-Yards.....	2-19	5-52
Punts-Avg.....	7-44.3	1-46
Penalties-Yards.....	3-35	3-15
Fumbles-Lost.....	3-1	0-0

Rushing

RAMS- L. Phillips 13-54, G. Robinson 2-12, T. Banks 2-8, H. Green 2-2, J. Martin 1-2
 Panthers- A. Johnson 22-126, D. Philyaw 9-22, R. Ismail 1-17, L. Hoard 4-11, W. Oliver 5-6, K. Collins 1-2

Passing

RAMS- T. Banks 29-15-1, 163 yards, 28 LG, 1 TD
 J. Martin 7-4-1, 30 yards, 18 LG, 0 TD
 Panthers- K. Collins 18-11-1, 196 yards, 54 LG, 1 TD

Receiving

RAMS- E. Kennison 8-93, H. Green 4-6, I. Bruce 3-34, E. Conwell 2-24, J. Ross 1-28, D. Harris 1-8
 Panthers- W. Walls 5-68, H. Griffith 2-31, A. Johnson 2-14, M. Muhammed 1-54, W. Oliver 1-29
Sacks: RAMS- L. O'Neal 1-13, D. Farr 1-6;
 Panthers- L. Lathon 1-12, K. Greene 2-17, S. King 1-16, M. Thomas 1-7

Game #7

RAMS 17, Jacksonville Jaguars 14
 Trans World Dome, October 20, 1996
 Indoors, 72 degrees

Game seven proved to be lucky for St. Louis as it held off the Jaguars and broke a five-game losing

streak. Defense proved to be the key as the unit intercepted five Mark Brunell passes in forcing six Jacksonville turnovers. Anthony Parker gave the Rams a 7-0 lead on an electrifying 92-yard interception return for touchdown in the first quarter. The touchdown moved Parker into a tie for fourth place on the NFL's career list of defensive touchdowns with seven. St. Louis extended to a 10-0 lead later in the first quarter on a 25-yard field goal by Chip Lohmiller. The Jaguars got on the board in the second quarter on a 1-yard run by James Stewart to cut the Rams' lead to 10-7. Jacksonville moved ahead on its first possession of the second half. Stewart scored his second touchdown on a 8-yard run to give the Jaguars a 14-10 lead with 11:26 to play in the third quarter. However, the Rams regained the lead on the ensuing possession. Eddie Kennison caught a 29-yard touchdown pass from Tony Banks, ending a 9-play, 86-yard drive. The score proved to be the game winner as neither team scored the remainder of the game. The Rams defense made the three-point lead stand up as Keith Lyle intercepted a pass in the end zone with just under four minutes to play in the game. Todd Lyght made the game-saving tackle as Jacksonville's Willie Jackson was tackled five yards short of the end zone on the game's final play.

Jaguars 0 7 7 0 -14
 RAMS 10 0 7 0 -17

RAMS --- Parker 92 yard interception return (Lohmiller kick)

RAMS --- FG Lohmiller 25

Jax --- Stewart 1-yard run (Hollis kick)

Jax --- Stewart 8-yard run (Hollis kick)

RAMS --- Kennison 29-yard pass from Banks (Lohmiller kick)

ATT --- 60,066

	Jaguars	RAMS
First Downs	36	8
Total Yards	583	204
Rushing Yards	118	83
Passing Yards	420	121
Passes-Comp-Int	52-37-5	17-9-1
Sacked-Yards	2-1	2-8
Punts-Avg	0-0	5-48.6
Penalties-Yards	3-15	7-55
Fumbles-Lost	2-1	2-0

Rushing

Jaguars- J.Stewart 29-112, L.Maston 1-7, M.Brunell 2-2, N.Means 1-(-3)

RAMS- T.Banks 7-46, L.Phillips 12-37, J.Moore 1-0

Passing

Jaguars- M.Brunell 52-37-5, 421 yards, 52 LG, 0 TD

RAMS- T.Banks 17-9-1, 129 yards, 42 LG, 1 TD

Receiving

Jaguars- K.McCardell 16-232, J.Smith 7-65, J.Stewart 4-18, W.Jackson 3-25, P.Mitchell 3-25, A.Rison 3-25, L.Maston 1-4

RAMS- E.Kennison 2-71, I.Bruce 2-30, J.Ross 2-13, L.Phillips 1-6, H.Green 1-5, E.Conwell 1-4

Sacks:Jaguars- J.Smeenge 1-1, J.Lageman 1-7
 RAMS- R.Phiifer 1-1, A.Goss 1-0

Game #8

Baltimore Ravens 37, RAMS 31

Memorial Stadium, October 27, 1996

Sunny. 72 degrees

Missed opportunities would doom the Rams on this afternoon as Baltimore pulled out a victory late in overtime. St. Louis jumped out to a 7-0 first-quarter lead on an 8-yard TD pass from Tony Banks to Issac Bruce. The touchdown reception was part of a banner day for Bruce, as he had an NFL single-game high 229 receiving yards on 11 catches. St. Louis extended its lead to 13-0 in the second quarter on a pair of field goals (50,38) by Chip Lohmiller. Baltimore cut the deficit to 13-6 on a 27-yard touchdown pass from Vinny Testaverde to Floyd Turner. In the third quarter, St. Louis took its largest lead of the game, 20-6, on a 25-yard interception return by Todd Lyght. Baltimore would then score on its next four possessions, scoring 25 of the next 28 points in the game to take the lead. A 50-yard field goal by Matt Stover and a 3-yard touchdown run by Bam Morris began the comeback. The two-point conversion pass from Testaverde to Alexander cut the Rams lead to 20-17. St. Louis temporarily stopped the bleeding on a 36-yard field goal by Lohmiller on the first play of the fourth quarter. Baltimore took its first lead of the game on the ensuing possession as Testaverde connected with Derrick Alexander on a 13-yard touchdown pass. Stover's PAT gave the Ravens a 24-23 lead with 13:17 to play in the fourth quarter. Baltimore extended its lead to 31-23 on a 10-yard run by Morris with 6:36 to play in the game. The Rams answered back with a 10-play, 87-yard drive that ended with a Harold Green 1-yard touchdown run with 3:07 remaining in the fourth quarter. Green's conversion run tied the score at 31-all. Baltimore had a chance to win the game in regulation, but Stover's 32-yard field goal attempt on the last play of the game was wide left. In overtime, St. Louis had a chance to win on its first possession, but Jamie Martin bobbled the snap on a 32-yard goal attempt by Lohmiller with 5:43 to play. Baltimore won the game with 10 seconds remaining in overtime on a 22-yard touchdown pass from Testaverde to Michael Jackson.

RAMS 7 5 7 11 0 -31
 Ravens 0 6 11 14 6 -37

RAMS --- Bruce 8-yd pass from Banks (Lohmiller kick)

RAMS --- FG Lohmiller 50

RAMS --- FG Lohmiller 38

Bal --- Turner 27-yd pass from Testaverde (kick no good)

RAMS --- Lyght 25-yd interception return (Lohmiller kick)

Bal --- FG Stover 50

Bal --- Morris 3-yd run (Alexander 2 point pass from Testaverde)

RAMS --- FG Lohmiller 36

Bal --- Alexander 13-yd pass from Testaverde (Stover kick)
 Bal --- Morris 10-yd run (Stover kick)
 RAMS --- Green 1-yd run (Green 2 point run)
 Bal --- Jackson 22-yd pass from Testaverde
 ATT --- 60,256

	RAMS	Ravens
First Downs	26	25
Total Yards	486	478
Rushing Yards	165	74
Passing Yards	321	404
Passes-Comp-Int	40-26-2	51-31-2
Sacked-Yards	6-32	3-25
Punts-Avg	5-43.2	6-47.7
Fumbles-Lost	4-2	2-2
Penalties-Yards	14-104	8-51

Rushing

RAMS-L.Phillips 31-83, T.Banks 8-50, H.Green 6-32, J.Martin 1-0

Ravens-B.Morris 6-56, E.Byner 11-18

Passing

RAMS-T.Banks 40-26-2, 353 yards, 55 LG, 1 TD
 Ravens-V.Testaverde 51-31-2, 429 yards, 40 LG, 3 TD

Receiving

RAMS-I.Bruce 11-229, E.Kennison 4-49, H.Green 4-31, J.Thomas 2-15, J.Ross 2-14, H.Clay 2-8, E.Conwell 1-7

Ravens-M.Jackson 7-113, F.Turner 6-108, E.Byner 6-96, D.Alexander 4-64, B.Kinchen 4-35, E.Green 3-10, B.Morris 1-3

Sacks: RAMS - K.Carter 2-25, L.O'Neal 1-0
 Ravens - M.Caldwell 2-17, M.Croel 1.5-6.5, A.Pleasant 1.5-5.5, J.Williams 1-3

Game #9

Pittsburgh Steelers 42, RAMS 6

Three Rivers Stadium, November 3, 1996
 Cloudy and breezy, 41 degrees

Pittsburgh set the tone on its first two possessions en route to handing the Rams their seventh loss in eight games. Former Ram Jerome Bettis drove the Steelers' rush, rushing for two first-quarter touchdowns (3, 50) to give Pittsburgh a 14-0 lead. St. Louis got on the board early in the second quarter on a 25-yard field goal by Chip Lohmiller. Pittsburgh took advantage of a Tony Banks interception for its third touchdown, a 7-yard scoring run by Kordell Stewart, to extend the lead to 21-3. In the third quarter the Rams put a small dent into Pittsburgh's lead on a 27-yard field goal by Lohmiller, reducing the deficit to 21-6. However, any thoughts of a comeback were squashed on the ensuing kickoff as Pittsburgh's Eric Pegram returned the kick 91 yards for a touchdown. Following an Eddie Kennison fumble on the kickoff, the Steelers turned the turnover into points again. A two-yard run by Stewart pushed the lead to 35-6. Pittsburgh added a final touchdown on its first possession of the

fourth quarter, a 17-yard run by Pegram, for the final margin.

	RAMS	3	3	0	6
Steelers	14	7	14	7	-42
Pit --- Bettis 3-yd run (Johnson kick)					
Pit --- Bettis 50-yd run (Johnson kick)					
RAMS --- FG Lohmiller 25					
Pit --- Stewart 7-yd run (Johnson kick)					
RAMS --- FG Lohmiller 27					
Pit --- Pegram 91-yd kickoff return (Johnson kick)					
Pit --- Stewart 2-yd run (Johnson kick)					
Pit --- Pegram 17-yd run (Johnson kick)					
ATT --- 58,148					

RAMS

Steelers

First Downs	18	20
Total Yards	201	348
Rushing Yards	64	248
Passing Yards	137	100
Passes-Comp-Int	35-16-2	15-10-0
Sacked-Yards	6-47	0-0
Punts-Avg	6-36.8	5-38
Fumbles-Lost	1-1	2-1
Penalties-Yards	4-35	7-49

Rushing

RAMS-H.Green 11-26, G.Robinson 6-25, J.Moore 3-9, L.Phillips 5-6, T.Banks 2-(2)

Steelers-J.Bettis 19-129, E.Pegram 9-53, J.Whitman 7-33, A.Hastings 1-17, K.Stewart 3-12, T.Lester 1-4, J.Miller 1-0

Passing

RAMS-T.Banks 35-16-2, 184 yards, 30 LG, 0 TD
 Steelers-J.Miller 8-4-0, 40 yards, 14 LG, 0 TD
 M.Tomczak 7-6-0, 60 yards, 15 LG, 0 TD

Receiving

RAMS-I.Bruce 1-108, E.Kennison 6-67, J.Moore 2-8, H.Green 1-1
 Steelers-A.Hastings 4-37, C.Johnson 2-29, E.Pegram 2-19, T.Lester 1-8, J.Hayes 1-7
Sacks: RAMS - 0; Steelers - M.Bell 1-12, B.Buckner 1-9, C.Brown 1-7, L.Kirkland 1-5, C.Oldham 1-3, J.Olsavsky .5-5.5, O.Gibson .5-5.5

Game #10

RAMS 59, Atlanta Falcons 16

Trans World Dome, November 10, 1996
 Indoors, 72 degrees

A season's worth of frustration came to a halt as St. Louis received scoring from its offense, defense and special teams in a rout of Atlanta. The Rams' point total was a team and NFL season high in 1996 and the third highest in team history. St. Louis also had two 100-yard rushers (Lawrence Phillips 14-106, Harold Green 13-106) for the first time since 1976 against Minnesota. Eddie Kennison began the fireworks with a 78-yard punt return for touchdown less than three minutes into the game. Tony Banks connected with Issac Bruce on a 22-yard touch-

down pass to give the Rams a 14-0 lead with 6:08 to play in the first quarter. St. Louis scored on its next possession as Phillips, who had his first-career 100-yard rushing day, ended the drive with a 1-yard touchdown run early in the second quarter to extend the lead to 21-0. On the next play from scrimmage, Gerald McBurrows tipped a Bobby Hebert pass, which was intercepted by Toby Wright. Wright returned the interception 19 yards for a touchdown to give the Rams a 28-0 lead with 11:24 to play in the second quarter. The Falcons scored their first points of the day on a 18-yard touchdown pass from Hebert to J.J. Birden to cut the deficit to 28-7. St. Louis padded its lead on the last play of the first half as Chip Lohmiller drilled a 42-yard field goal to give the Rams a 31-7 lead. The teams combined to score on three consecutive possessions in the third quarter. A Banks-to-Kennison 1-yard touchdown pass was sandwiched between Atlanta's 2-yard touchdown pass from Hebert to Jamal Anderson and a 47-yard Morten Anderson field goal as St. Louis lead 38-16 heading into the final quarter. The fourth quarter belonged to the Rams as they scored three touchdowns in the final 15 minutes. Green rushed for two scores, including a bruising 35-yard run, while Greg Robinson ended the scoring fest with a 13-yard run to give the Rams a 43-point victory, which tied for the fourth-largest margin of victory in team history.

Falcons 0 7 9 0 -16

RAMS 14 17 7 21 -59

RAMS --- Kennison 78-yd punt return (Lohmiller kick)

RAMS --- Bruce 22-yd pass from Banks (Lohmiller kick)

RAMS --- Phillips 1-yd run (Lohmiller kick)

RAMS --- T. Wright 10-yd interception return (Lohmiller kick)

Atl --- Birden 18-yd pass from Hebert (Anderson kick)

RAMS --- FG Lohmiller 42

Atl --- Anderson 2-yd pass from Hebert (2 pt. attempt failed)

RAMS --- Kennison 1-yd pass from Banks (Lohmiller kick)

Atl --- FG Anderson 47

RAMS --- Green 1-yd run (Lohmiller kick)

RAMS --- Green 35-yd run (Lohmiller kick)

RAMS --- Robinson 13-yd run (Lohmiller kick)

ATT --- 58,776

	Falcons	RAMS
First Downs	5	29
Total Yards	292	464
Rushing Yards	44	279
Passing Yards	248	185
Passes-Comp-Int	38-22-2	24-15-0
Sacked-Yards	4-24	1-3
Punts-Avg	6-41.3	2-49
Fumbles-Lost	1-1	1-1
Penalties-Yards	6-53	5-34

Rushing

Falcons-J. Anderson 13-23, C. Heyward 3-21

RAMS-L. Phillips 14-106, H. Green 13-106,

G. Robinson 8-56, T. Banks 2-12, J. Martin 1-(-1)

Passing

Falcons-B. Hebert 33-19-1, 241 yards, 50 LG, 2 TD,

B. Nagle 5-3-1, 31 yards, 14 LG, 0 TD
RAMS-T. Banks 24-15-0, 188 yards, 23 LG, 2 TD

Receiving

Falcons-J. Birden 8-75, T. Mathis 5-42, B. Emanuel 14-109, E. Metcalf 2-21, J. Anderson 2-11, C. Heyward 1-14

RAMS-I. Bruce 5-91, E. Kennison 4-53, H. Green 2-18, J. Ross 2-11, J. Thomas 1-11, A. Laing 1-4

Sacks: Falcons - D. Owens 1-3; RAMS - K. Carter 1-8, J. Jones 1-7, L. O'Neal 1-5, J. Harris 1-4

Game #11

Carolina Panthers 20, RAMS 10

Trans World Dome, November 17, 1996

Indoors, 72 degrees

The Rams went toe-to-toe for two quarters with eventual NFC Western Division champ Carolina, but didn't have enough to finish the fight as the Panthers emerged with a hard-fought win. After a scoreless first quarter, St. Louis drew first blood as Chip Lohmiller connected on a 41-yard field goal less than three minutes into the second quarter to stake the Rams to a 3-0 lead. Carolina matched the Rams' effort on the ensuing possession as John Kasay made a 38-yard field goal to tie the score at 3-all with 7:06 to play in the first half. The Rams answered Carolina's counterpunch with a late touchdown in the second quarter as Todd Lyght intercepted a Steve Beuerlein pass at the St. Louis 38-yard line. From there, St. Louis marched 62 yards in just 3 plays. Tony Banks capped off the drive with an 11-yard touchdown pass to Lawrence Phillips to give the Rams a 10-3 halftime lead. However, the second half belonged to the Panthers, who scored touchdowns on each of their two third-quarter possessions and outgained the Rams 177-70 in the final 30 minutes. Beuerlein connected with Wesley Walls on a 9-yard scoring pass with just under 10 minutes to play in the quarter to tie the game at 10-all. Carolina took the lead for good on its next possession as Anthony Johnson scored on a 7-yard run with 1:31 to play in the third quarter to give the Panthers the lead for good, 17-10. The Panthers added a 34-yard field goal by Kasay in the fourth quarter to end the scoring.

Panthers 0 3 14 3 -20

RAMS 0 10 0 0 -10

RAMS --- FG Lohmiller 41

Car --- FG Kasay 38

RAMS --- Phillips 11-yd pass from Banks (Lohmiller kick)

Car --- Walls 9-yd pass from Beuerlein (Kasay kick)

Car --- Johnson 7-yd run (Lohmiller kick)

Car --- FG Kasay 34

ATT --- 60,652

Panthers RAMS

First Downs

Total Yards

Rushing Yards

Passing Yards	108	121
Passes-Comp-Int	28-13-1	33-14-1
Sacks-Yards	4-22	6-39
Punts-Avg	5-40.8	5-44.2
Penalties-Yards	11-91	8-96
Fumbles-Lost	2-1	1-0

Rushing

Panthers- A.Johnson 27-123, R.Ismail 3-24, S.Beuerlein 3-0
 RAMS- L.Phillips 14-56, H.Green 9-32, T.Banks 3-17, K.Lyle 1-17, S.Landeta 1-0

Passing

Panthers- S.Beuerlein 28-13-1, 130 yards, 21 LG, 1 TD
 RAMS- T.Banks 33-14-1, 160 yards, 37 LG, 1 TD

Receiving

Panthers- W.Green 3-28, W.Walls 3-27, M.Carrier 2-32, H.Griffith 2-16, W.Oliver 1-11, R.Ismail 1-9, A.Johnson 1-7

RAMS- I.Bruce 4-59, E.Conwell 4-54, H.Green 2-14, E.Kennison 1-12, L.Phillips 1-11, J.Thomas 1-8, D.Harris 1-2

Sacks: Panthers- K.Greene 2.5-16, M.Thomas 2-15, L.Miller 1-5, S.Mills .5-3; RAMS- L.O'Neal 1.5-4.5, C.Osborne 1-8, J.Jones 1-6, K.Carter .5-3.5

Game #12

Green Bay Packers 24, RAMS 9

Trans World Dome, November 24, 1996

Indoors, 72 degrees

The Rams again dominated the first half but couldn't finish the job against the Packers in front of a Sunday night national television audience on ESPN. The Rams broke a scoreless tie in the second quarter, putting together a 13-play, 69-yard drive. Tony Banks connected with Issac Bruce on a 6-yard touchdown pass to give St. Louis a 7-0 lead. On the next play from scrimmage, Green Bay quarterback Brett Favre was called for intentional grounding in the end zone for a safety to give the Rams a 9-0 lead just before the two minute warning. However, on the free kick the Packers recovered, which led to a 37-yard Chris Jacke field goal on the last play of the half to cut the Rams lead to 9-3. Green Bay rode that momentum into the second half in which they outgained St. Louis 178-84. On the second play of the third quarter, Doug Evans intercepted a Banks' pass and returned it 32 yards for a touchdown to give the Packers the lead for good. Green Bay then took advantage of a Banks' fumble deep in Rams territory. Favre cashed in the turnover, passing to Keith Jackson on a 6-yard touchdown pass to give the Packers a 17-9 lead with just under four minutes to play in the third quarter. Green Bay added its final touchdown less than a minute into the fourth quarter as Dorsey Levens caught a 5-yard touchdown pass from Favre.

Packers 0 3 14 7 -24

RAMS 0 9 0 0 -9

RAMS -- Bruce 6-yd pass from Banks (Lohmiller kick)

RAMS -- TEAM Safety

GB -- FG Jacke 37

GB -- Evans 32-yd interception return (Jacke kick)

GB -- Jackson 6-yd pass from Favre (Jacke kick)

GB -- Levens 5-yd pass from Favre (Jacke kick)

ATT -- 61,499

Packers RAMS

First Downs	15	15
Total Yards	243	230
Rushing Yards	58	65
Passing Yards	185	165
Passes-Comp-Int	38-25-2	37-17-1
Sacked-Yards	1-7	3-5
Punts-Avg	6-44.3	7-49.3
Fumbles-Lost	0-0	3-2
Penalties-Yards	6-47	7-38

Rushing

Packers- E.Bennett 15-31, D.Levens 4-23, W.Henderson 4-4, B.Favre 4-0

RAMS- H.Green 12-43, L.Phillips 9-23, T.Banks 1-0, J.Thomas 1 (-1)

Passing

Packers- B.Favre 37-25-2, 192 yards, 14 LG, 2 TD
 RAMS- T.Banks 37-17-1, 170 yards, 22 LG, 1 TD

Receiving

Packers- A.Rison 5-44, D.Beebe 4-46, E.Bennett 4-28, D.Levens 4-18, T.Mickens 3-36, K.Jackson 3-17, W.Henderson 2-3

RAMS- I.Bruce 6-53, E.Conwell 5-53, H.Green 3-32, A.Laing 2-19, A.Wright 1-13

Sacks: Packers- L.Butler 2-5, G.Wilkins 1-0; RAMS- K.Carter 1-7

Game #13

RAMS 26, New Orleans Saints 10

Louisiana Superdome, December 1, 1996

Indoors, 74 degrees

St. Louis scored in every quarter to earn its first road victory of the season and its first in almost one calendar year (23-20 @ New York Jets 12/3/95). The Rams scored on the opening possession, sparked by a 43-yard kickoff return by J.T. Thomas to midfield. St. Louis drove to the New Orleans 17-yard line before former Saint Chip Lohmiller made a 35-yard field goal to give the Rams a 3-0 lead. The Saints took advantage of a tipped punt deep in St. Louis territory for their first points, a 30-yard field goal by Doug Brien to tie the game at 3-all. The Rams regained the lead early in the second quarter on a 32-yard Lohmiller field goal for a 6-3 lead. New Orleans answered with a four-play, 40-yard scoring drive set up by a 57-yard kickoff return by Tyrone Hughes. Torrence Small scored on a 17-yard reverse to give the Saints a 10-6 lead with 12:32 to play in the first half. However, New Orleans would not score again as the Rams regained the lead for

good later in the second quarter, Robert Jones partially blocked a Klaus Wilmsmeyer punt to give the Rams the ball at the Saints' 43. Three plays later, Tony Banks passed to Issac Bruce on a 10-yard touchdown pass to give St. Louis a 13-10 lead they would take to halftime. The Rams added 10 points in the third quarter to build their cushion. Lohmiller made a 49-yard field goal and Harold Green's 1-yard touchdown run on the last play of the third quarter gave St. Louis a 23-10 lead. The Rams added a final score on Lohmiller's fourth field goal of the day, a 27-yarder, to seal the victory.

RAMS	3	10	10	3	-26
Saints	3	7	0	0	-10

RAMS --- FG Lohmiller 35

NO --- FG Brien 30

RAMS --- FG Lohmiller 32

NO --- Small 17-yard run (Brien kick)

RAMS --- Bruce 10-yd pass from Banks (Lohmiller kick)

RAMS --- FG Lohmiller 49

RAMS --- Green 1-yard run (Lohmiller kick)

RAMS --- FG Lohmiller 27

ATT --- 26,310

	RAMS	Saints
First Downs	15	14
Total Yards	312	228
Rushing Yards	92	86
Passing Yards	220	142
Passes-Comp-Int	23-11-1	31-15-0
Sacked-Yards	1-11	3-27
Punts-Avg	2-22.5	5-38.2
Fumbles-Lost	4-1	3-1
Penalties-Yards	6-47	7-36

Passing

RAMS- T.Banks 23-11-1, 231 yards, 70 LG, 1 TD

Saints- J.Everett 16-8-0, 68 yards, 13 LG, 0 TD
Nussmeier 15-7-0, 101 yards, 50 LG, 0 TD

Rushing

RAMS- H.Green 20-65, G.Robinson 6-17, T.Banks 9-10

Saints- M.Bates 8-29, E.Hunter 4-23, T.Small 1-17,
R.Zellers 6-11, D.Nussmeier 3-6, J.Everett 1-0,
L.Neal 1-0

Receiving

RAMS- I.Bruce 4-112, E.Kennison 2-39, H.Green 2-31,
H.Clay 1-34, A.Wright 1-11, J.Ross 1-4
Saints- L.Neal 5-22, E.Hunter 4-37, T.Small 3-38,
M.Hayes 2-60, T.Guess 1-12

Sacks: RAMS- K.Carter 1-13, J.Jones 1-8,
J.Harris 1-6; Saints- J.Johnson 5-5.5, R.Turnbull
5-5.5

Game #14

Chicago Bears 35, RAMS 9

Soldier Field, December 8, 1996

Cloudy w/ flurries, 31 degrees (wind chill 7)

Second-half ineptness again hurt the Rams as they fell to Chicago. The Bears scored on their second

possession as Dave Krieg passed to Curtis Conway on a 27-yard touchdown pass, staking Chicago to a 7-0 lead. The Rams got on the board late in the second quarter on a 25-yard field goal by Chip Lohmiller, cutting the deficit to 7-3. The second half was dominated by Chicago, which scored touchdowns on its first three possessions. Rashaan Salaam scored on a 3-yard touchdown run and Krieg added a 1-yard touchdown run in the third quarter to increase the Bears lead to 21-3. On the Rams' next possession, Issac Bruce was ejected for bumping an official. Chicago scored a touchdown early in the fourth quarter when the Bears recovered an Eddie Kennison fumble in the end zone for a touchdown. The Bears added their final score on a 4-yard touchdown run by Salaam. St. Louis got its lone touchdown on a 19-yard touchdown pass from Jamie Martin to Kennison with just under two minutes to play. Martin was in the game after Tony Banks was ejected earlier in the possession.

RAMS	0	3	0	6	-9
Bears	7	0	14	14	-35

Chi --- Conway 27-yard pass from Krieg (Jaeger Kick)

RAMS --- FG Lohmiller 25

Chi --- Salaam 3-yd run (Jaeger kick)

Chi --- Krieg 1-yd run (Jaeger kick)

Chi --- Lowery fumble recovery (Jaeger kick)

Chi --- Salaam 4-yd run (Jaeger kick)

RAMS --- Kennison 19-yd pass from Martin (Keith Lyle run failed)

ATT --- 45, 075

RAMS

	RAMS	Bears
First Downs	17	22
Total Yards	323	384
Rushing Yards	147	122
Passing Yards	229	222
Passes-Comp-Int	42-24-1	25-17-1
Sacked-Yards	2-12	1-4
Punts-Avg	5-36.2	5-43.4
Penalties-Yards	13-102	4-21
Fumbles-Lost	1-1	2-0

Rushing

RAMS- H.Green 11-65, K.Lyle 1-20, L.Phillips 5-8,
T.Banks 2-1

Bears- R.Salaam 19-115, R.Harris 10-26, R.Green
5-14, C.Conway 1-4, D.Krieg

Passing

RAMS- T.Banks 38-20-1, 194 Yards, 36 LG, 0 TD,
J.Martin 4-4-0, 47 Yards, 19 LG, 1 TD
Bears- D.Krieg 25-17-1, 226 Yards, 36 LG, 1 TD

Receiving

RAMS- E.Kennison 8-102, I.Bruce 6-87, A.Laing 4-17,
J.Thomas 3-12, J.Ross 1-19, H.Clay 1-9,
L.Phillips 1 (-5)

Bears- M.Timpson 6-111, T.Carter 4-49, C.Conway
3-43, R.Harris 2-9, B.Engram 1-9, D.Krieg 1-5

Sacks: RAMS- K.Carter 1-4; Bears- J.Flanigan 1-1,
A.Spelman 1-11

Game #15

RAMS 34, Atlanta Falcons 27
Georgia Dome, December 15, 1996
Indoors, 74 degrees

The Rams' rookie trio of Tony Banks, Eddie Kennison and Lawrence Phillips stole the show and led St. Louis to its second road win of the season. Banks and Kennison connected on three touchdown passes, while Phillips had his second 100-yard rushing game of the season as the Rams swept Atlanta for the first time since 1989. After a Morten Anderson field goal gave the Falcons a 3-0 lead, St. Louis scored 24 unanswered points. Banks and Kennison connected on touchdown passes of 72 and 77 yards in the first and second quarter, respectively, to give the Rams a 14-3 lead. A D'Marco Farr interception set up the Rams next score, a 25-yard field goal by Chip Lohmiller. St. Louis added one other score in the second quarter, a 6-yard touchdown run by Phillips, staking the Rams to a 24-3 lead. Atlanta closed the deficit on the ensuing possession as Bobby Hebert passed to Bert Emanuel, cutting the St. Louis lead to 24-10 at halftime. In the third quarter, Banks fumbled on the first play from scrimmage, which led to a Falcons touchdown. Craig Heyward's 1-yard run cut the margin to 24-17 less than a minute into the second half. The Rams added a field goal on their next possession, a 25-yarder by Lohmiller to push the lead to 27-17. Atlanta answered right back with a scoring drive that ended with a 31-yard field goal by Andersen to reduce the margin back to a touchdown at 27-20 entering the fourth quarter. Banks and Kennison connected for their third touchdown of the day, a 41-yard scoring pass to give the Rams a 34-20 lead. The Falcons again took advantage of a Banks' fumble, converting it to a touchdown. Hebert's 2-yard scoring pass to Eric Metcalf cut the deficit in half. Atlanta had two final opportunities to tie the score, but both possessions ended in Keith Lyle interceptions. Lyle, who had three interceptions in the game, grabbed his last one on the final play of the game in the end zone.

RAMS	7	17	3	7	-34
Falcons	3	7	10	7	-27

All --- FG Anderson 34

RAMS --- Kennison 72-yd pass from Banks (Lohmiller kick)

RAMS --- Kennison 77-yd pass from Banks (Lohmiller kick)

RAMS --- FG Lohmiller 25

RAMS --- Phillips 6-yd run (Lohmiller kick)

All --- Emanuel 5-yd pass from Hebert (Anderson kick)

All --- Heyward 1-yd run (Anderson kick)

RAMS --- FG Lohmiller 25

All --- FG Anderson 31

RAMS --- Kennison 41-yd pass from Banks (Lohmiller kick)

All --- Metcalf 2-yd pass from Hebert (Anderson kick)

ATT --- 26,519

RAMS Falcons

First Downs	17	24
Total Yards	480	423
Rushing Yards	174	63
Passing Yards	306	360
Passes-Comp-Int	17-12-1	49-28-6
Sacked-Yards	2-13	3-3
Punts-Avg.....	4-48.3	2-41
Penalties-Yards	11-86	5-55
Fumbles-Lost	5-3	2-1

Rushing

RAMS-L.Phillips 22-112, T.Banks 10-27, J.Moore 3-18, H.Green 8-13, I.Bruce 1-4
Falcons- J.Anderson 13-37, B.Hebert 1-25, C.Heyward 1-1

Passing

RAMS- T.Banks 16-11-1, 304 yards, 77 LG, 3 TD, I.Bruce 1-1-0, 12 yards, 12 LG, 0 TD
Falcons- B.Hebert 49-28-6, 363 yards, 53 LG, 2 TD

Receiving

RAMS- E.Kennison 5-226, I.Bruce 2-37, A.Laing 2-35, J.Ross 2-20, H.Green 1-1
Falcons- B.Emanuel 9-173, J.Anderson 7-74, J.Birden 4-50, E.Metcalf 4-28, T.Mathis 2-27, T.Brown 2-11

Sacks: RAMS- D.Farr 2-1, L.O'Neal 1-2
Falcons- T.Hall 1-9, C.Matthews 1-4

Game #16

RAMS 14, New Orleans Saints 13
Trans World Dome, December 21, 1996
Indoors, 72 degrees

The Rams ended the season on a winning note, finishing with three wins in their final four games, rallying for a come-from-behind win. The Saints jumped out to a 10-0 first-quarter lead on a Mario Bates 1-yard touchdown run and a 43-yard field goal by Doug Brien. Tony Banks was injured late in the second quarter and was replaced by Jamie Martin, who rallied the team to victory. The Rams finally scored in the third quarter as Martin connected to Issac Bruce on a 22-yard touchdown pass to cut the deficit to 10-7 with 4:29 to play in the third quarter. The Saints extended the lead on the second play of the fourth quarter on a Brien 35-yard field goal. The Rams rallied for the win behind Martin, who drove St. Louis 33 yards following a short Saints punt. Martin's 15-yard touchdown pass to Eddie Kennison with 5:30 to play and Carlos Huerta's extra point proved to be enough for the Rams, who swept New Orleans for the first time since 1984.

Saints	10	0	0	3	-13
RAMS	0	0	7	7	-14

NO --- Bates 1 yd. run (Brien kick)

NO --- FG Brien 43

RAMS --- Bruce 22 yd. pass from Martin (Huerta kick)

NO --- FG Brien 35

RAMS --- Kennison 15 yd. pass from Martin
(Huerta kick)
ATT-57,681

	Saints	RAMS
First Downs	12	14
Total Yards	187	241
Rushing Yards	51	93
Passing Yards	136	148
Passes-Comp-Int	26-17-0	29-16-3
Sacked-Yards	6-35	1-8
Punts-Avg	7-35.3	6-49.7
Fumbles-Lost	2-1	0-0
Penalties-Yards	7-60	1-0

Rushing

Saints-M.Bates 21-67, E.Hunter, 7-16, L.Neal 2-9,
L.Deramus 1-1, J. Everett 1- (-2), R.Whittle 1- (-2)
RAMS-T. Banks 3-15, J.Martin 4-13, L. Phillips 9-
11, H.Green 6-9, K.Lyle 1-2, J.Moor 2-1

Passing

Saints- J.Everet- 26-17-156, 27 LG
RAMS- J.Martin 19-12-1, 132 yards, 22 LG, 2 TD;
T. Banks 9-4-1, 39 yards, 15 LG;
I. Bruce 1-0-1

Receiving

Saints-M.Haynes 4-65, T.Smalls 4-32, R.Whittle 4-
24, E.Hunter 2-9, P.Green 1-17, L.DeRamus 1-6,
M.Bates 1-3

RAMS-I.Bruce 7-97, E.Kennison 4-32, H.Green 2-
10, A.Laing 1-9, L.Phillips 1-8, J.Moore 1-5

Sacks: Saints- A.Molden 2-27, J.Johnson 2-5,
A.Robbins 1-2, W.Tubbs 1-1
RAMS- D.Farr 1-8



Isaac Bruce caught seven touchdown receptions.

1996 PRESEASON STATISTICS



1996 PRESEASON RESULTS Won 3 Lost 1

Aug.	3	L	10-16 @ Pittsburgh	(48,809)
Aug.	9	W	17-10 Jacksonville	(55,626)
Aug.	17	W	34-30 @ Kansas City	(72,191)
Aug.	23	W	37-34 vs. San Diego	(58,743)
<i>Total Attendance</i>				<i>(236,369)</i>

Rams	Opp.
86	70
TOTAL FIRST DOWNS	
23	24
Rushing	
50	39
Passing	
13	7
Penalty	
24/55	19/54
Third Down: Made/Att.	
43.6	35.2
Third Down Pct.	
1/3	0/2
Fourth Down: Made/Att.	
33.3	0.0
Fourth Down Pct.	
31:33	28:27
TIME OF POSSESSION	
1415	1290
TOTAL NET YARDS	
353.8	322.5
Average per Game	
271	252
Total Plays	
5.2	5.1
Average Per Play	
432	399
NET YARDS RUSHING	
108.0	99.8
Average Per Game	
127	102
Total Rushes	
983	891
NET YARDS PASSING	
245.8	222.8
Average Per Game	
8/62	9/73
Tackled/Yards Lost	
1045	964
Gross Yards	
136/85	141/83
Attempts/Completions	
62.5	58.9
Completion Pct.	
3	3
Had Intercepted	
18/42.5	23/40.8
PUNTS/AVERAGE	
36.4	33.3
NET PUNTING AVERAGE	
42/355	38/401
PENALTIES/YARDS	
6/4	6/2
FUMBLES/BALL LOST	
12	9
TOUCHDOWNS	
4	5
Rushing	
7	2
Passing	
1	2
Returns	

Score by Periods	1	2	3	4	OT	Total
Rams	3	42	27	26	0	98
Opponents	17	53	3	17	0	90

RUSHING	No.	Yards	Avg.	LG	TD
Greg Robinson	17	95	5.6	41t	1
Lawrence Phillips	35	85	2.4	9	1
Brent Moss	16	74	4.6	16	1
Harold Green	14	32	2.3	9	0
Derrick Harris	7	33	4.7	14	0
Tyrone Montgomery	11	21	1.9	7	0
Tony Banks	8	20	2.5	6	1
Jamie Martin	4	20	5.0	12	0
Jerald Moore	7	19	2.7	5	0
Eddie Kennison	1	16	16.0	16	0
Todd Kinchen	1	12	12.0	12	0
Ernie Conwell	2	6	3.0	5	0
Marcus Holliday	2	5	2.5	3	0
Steve Walsh	1	0	0.0	0	0
J.T. Thomas	1	-6	-6.0	-6	0
Rams	127	432	3.4	41t	4
Opponents	102	399	3.9	37t	5

PASSING	Att.	Comp.	Yards	Pct.	Yds./Att.	TD	TD%	Int.	Int%	LG	Sack/Lost	Rating
Steve Walsh	54	35	471	64.8	8.72	4	7.4	3	5.6	62	1/9	94.0
Tony Banks	45	28	340	62.2	7.56	1	2.2	0	0.0	32	4/29	92.8
Jamie Martin	37	22	234	59.5	6.32	2	5.4	0	0.0	28t	3/24	96.0
Rams	136	85	1045	62.5	7.68	7	5.1	3	2.2	62	8/62	94.1
Opponents	141	83	964	58.9	6.84	2	1.4	3	2.1	71t	9/73	75.5

PASS RECEIVING	No.	Yards	Avg.	LG	TD
Eddie Kennison	14	191	13.6	30t	3
Todd Kinchen	9	109	12.1	29	1
Isaac Bruce	8	148	18.5	41	0
Jermaine Ross	8	129	16.1	28t	1
Derrick Harris	8	37	4.6	9	1
Tyrone Montgomery	7	27	3.9	7	0
J.T. Thomas	4	107	26.8	62	0
Billy Williams	4	57	14.3	20	0
Alexander Wright	4	56	14.0	24	0
Hayward Clay	4	41	10.3	18	0
Ernie Conwell	3	47	15.7	27	0
Marcus Holliday	3	41	13.7	16	0
Lovell Pinkney	2	20	10.0	11	0
Harold Green	2	17	8.5	13t	1
Lawrence Phillips	2	9	4.5	11	0
Ed Smith	1	4	4.0	4	0
Aaron Laing	1	3	3.0	3	0
Brent Moss	1	2	2.0	2	0
Rams	85	1045	12.3	62	7
Opponents	83	964	11.6	71t	2

INTERCEPTIONS	No.	Yards	Avg.	LG	TD
Anthony Parker	1	59	59.0	59t	1
Herman O'Berry	1	0	0.0	0	0
Marquis Walker	1	0	0.0	0	0
Rams	3	59	19.7	59t	1
Opponents	3	52	17.3	49t	1

SCORING	TD	Ru	Pa	Rt	K-PA	FG	S	TP
Chip Lohmiller	0	0	0	0	9/9	5/8	0	24
Eddie Kennison	3	0	3	0			0	18
Harold Green	1	0	1	0			0	8
Tony Banks	1	1	0	0			0	6
Derrick Harris	1	0	1	0			0	6
Todd Kinchen	1	0	1	0			0	6
Brent Moss	1	1	0	0			0	6
Anthony Parker	1	0	0	1			0	6
Lawrence Phillips	1	1	0	0			0	6
Greg Robinson	1	1	0	0			0	6
Jermaine Ross	1	0	1	0			0	6
Rams	12	4	7	1	9/9	5/8	0	98
Opponents	9	5	2	2	7/7	9/11	0	90

Two point conversions:- Green 1; Rams 1-3, Opponents 1-2

PUNTING	No.	Yards	Avg.	TB	In20	LG	Blk.
Sean Landeta	18	765	42.5	1	8	62	0
Rams	18	765	42.5	1	8	62	0
Opponents	23	939	40.8	3	4	57	0

PUNT RETURNS	No.	FC	Yards	Avg.	LG	TD
Eddie Kennison	11	0	87	7.9	20	0
Todd Kinchen	4	2	25	6.3	14	0
Rams	15	2	112	7.5	20	0
Opponents	12	1	89	7.4	11	0

KICKOFF RETURNS	No.	Yards	Avg.	LG	TD
Eddie Kennison	8	153	19.1	31	0
J.T.Thomas	4	91	22.8	25	0
Lawrence Phillips	3	67	22.3	36	0
Hayward Clay	1	7	7.0	7	0
Derrick Harris	1	15	15.0	15	0
Tyrone Montgomery	1	20	20.0	20	0
Rams	18	353	19.6	36	0
Opponents	21	479	22.8	58	0

FIELD GOALS	1-19	20-29	30-39	40-49	50+	Total
Chip Lohmiller	0/0	2/3	0/0	2/3	1/2	5/8
Rams	0/0	2/3	0/0	2/3	1/2	5/8
Opponents	0/0	3/3	3/3	2/4	1/1	9/11

Lohmiller (27)(46,52M)(49M)(44,50,25M,28)
Opponents (22,48M,42,33)(43M,59)(37,33,25)(42,22)



TACKLES	Solo	Assists	Total	Sacks	Yards	Int.	P.Def.	F.Fum.	F.Rec.
Gerald McBurrows	18	3	21	0	0	0	1	0	0
Percell Gaskins.....	16	2	18	0	0	0	0	0	0
Todd Lyght	16	1	17	0	0	0	1	0	0
Robert Jones	10	4	14	1.0	9.0	0	0	0	0
Mike Scurlock	12	0	12	0	0	0	3	1	0
Roman Phifer	9	1	10	0	0	0	0	0	0
Paschall Davis	7	1	8	0	0	0	0	0	0
Chuck Osborne.....	6	2	8	3.0	22.0	0	0	0	1
Marquis Walker.....	8	0	8	0	0	1	3	0	0
Herman O'Berry	7	0	7	0	0	1	1	0	0
Torin Dorn	7	0	7	0	0	0	0	1	0
Keith Lyle	4	2	6	0	0	0	0	0	0
Jimmie Jones	5	1	6	1.0	7.0	0	0	0	0
Anthony Parker.....	6	0	6	0	0	1	3	0	0
Maurice Hurst.....	6	0	6	0	0	0	0	0	0
Dana Howard	5	1	6	1.0	20.0	0	0	0	0
Carlos Jenkins	6	0	6	0	0	0	0	0	0
John Reece	4	0	4	0	0	0	0	0	0
Cedric Figaro	4	0	4	0	0	0	0	0	0
Tyrone Williams	4	0	4	0	0	0	1	0	1
Leslie O'Neal	2	1	3	1.0	6.0	0	1	0	0
Brad Ottis	3	0	3	0	0	0	0	0	0
Kevin Carter	3	0	3	1.0	3.0	0	0	0	0
Wendell Gaines	3	0	3	0	0	0	0	0	0
Rico Mack.....	2	0	2	0	0	0	1	0	0
Jon Kirksey	2	0	2	1.0	6.0	0	0	0	0
Ashley Sheppard	2	0	2	0	0	0	0	0	0
Bryan Hooks	1	0	1	0	0	0	0	0	0
Demetrice Martin	1	0	1	0	0	0	0	0	0
Toby Wright.....	1	0	1	0	0	0	0	0	0
Total	180	19	199	9.0	73.0	3	15	2	2

SPECIAL TEAMS TACKLES	Solo	Assists	Total
Paschall Davis	4	1	5
Marquis Walker.....	4	0	4
Rico Mack.....	3	0	3
Keith Lyle	3	0	3
Gerald McBurrows	2	0	2
Demetrice Martin	2	0	2
J.T. Thomas	2	0	2
Cedric Figaro	2	0	2
Chip Lohmiller.....	2	0	2
Mike Scurlock	1	0	1
Todd Lyght	1	0	1
Dana Howard	1	0	1
Ernie Conwell	1	0	1
Ed Smith	1	0	1
Herman O'Berry	1	0	1
Billy Williams.....	1	0	1
Total	31	1	32

MISCELLANEOUS	Solo	Assists	Total	Fum.Rec.	PAT	FG	PUNT
Wayne Gandy	0	0	0	1	0	0	0

1996 REGULAR SEASON STATISTICS



1996 REGULAR RESULTS Won 6 Lost 10

Sept.	1	W	26-16 CINCINNATI.....	(62,659)*
Sept.	8	L	0-34 @ San Francisco.....	(63,624)*
Sept.	22	L	10-17 WASHINGTON.....	(62,303)*
Sept.	29	L	28-31 OT @ Arizona.....	(33,116)
Oct.	6	L	11-28 SAN FRANCISCO.....	(61,260)*
Oct.	13	L	13-45 @ Carolina.....	(70,535)*
Oct.	20	W	17-14 JACKSONVILLE.....	(60,066)*
Oct.	27	L	31-37 OT @ Baltimore.....	(60,256)*
Nov.	3	L	6-42 @ Pittsburgh.....	(58,148)*
Nov.	10	W	59-16 ATLANTA.....	(58,776)*
Nov.	17	L	10-20 CAROLINA.....	(60,652)*
Nov.	24	L	9-24 GREEN BAY.....	(61,499)*
Dec.	1	W	26-10 @ New Orleans.....	(26,310)
Dec.	8	L	9-35 @ Chicago.....	(66,944)*
Dec.	15	W	34-27 @ Atlanta.....	(26,519)
Dec.	21	W	14-13 NEW ORLEANS.....	(57,681)
Total Attendance				(890,348)

*Indicates sellout

Rams		Opp.				
255	TOTAL FIRST DOWNS	329				
93Rushing.....	114				
141Passing.....	191				
21Penalty.....	24				
84/224Third Down; Made/Att.....	95/226				
37.5Third Down Pct.....	42.0				
9/19Fourth Down; Made/Att.....	13/21				
47.4Fourth Down Pct.....	61.9				
27:58	TIME OF POSSESSION	32:02				
4372	TOTAL NET YARDS	5529				
273.3Average per Game.....	345.6				
986Total Plays.....	1068				
4.4Average Per Play.....	5.2				
1607	NET YARDS RUSHING	1854				
100.4Average Per Game.....	115.9				
448Total Rushes.....	478				
2765	NET YARDS PASSING	3675				
172.8Average Per Game.....	229.7				
57/379Tackled/Yards Lost.....	32/181				
3144Gross Yards.....	3856				
481/249Attempts/Completions.....	558/341				
51.8Completion Pct.....	61.1				
23Had Intercepted.....	26				
78/44.8	PUNTS/AVERAGE	69/40.6				
36.1	NET PUNTING AVERAGE	32.5				
133/1015	PENALTIES/YARDS	111/832				
42/21	FUMBLES/BALL LOST	26/13				
34	TOUCHDOWNS	50				
10Rushing.....	22				
18Passing.....	23				
6Returns.....	5				
Score by Periods	1	2	3	4	OT	Total
Rams	55	102	60	86	0	303
Opponents	68	112	120	100	9	409

1996 INDIVIDUAL STATISTICS



RUSHING	No.	Yards	Avg.	LG	TD
Lawrence Phillips.....	193	632	3.3	38	4
Harold Green.....	127	523	4.1	35f	4
Tony Banks.....	61	212	3.5	22	0
Greg Robinson.....	32	134	4.2	24	1
Keith Lyle.....	3	39	13.0	20	0
Jerald Moore.....	11	32	2.9	14	0
Jamie Martin.....	7	14	2.0	11	0
Steve Walsh.....	6	10	1.7	13	0
Derrick Harris.....	3	5	1.7	3	0
Isaac Bruce.....	1	4	4.0	4	0
Jermaine Ross.....	1	3	-3.0	3t	1
Sean Landeta.....	2	0	0.0	0	0
J.T. Thomas.....	1	-1	-1.0	-1	0
Rams.....	448	1607	3.6	38	10
Opponents.....	478	1854	3.9	66	22

PASSING	Att.	Comp.	Yards	Pct.	Yds./Att.	TD	TD%	Int.	Int%	LG	Sack/Lost	Rating
Tony Banks.....	368	192	2544	52.2	6.91	15	4.1	15	4.1	77t	48/306	71.0
Steve Walsh.....	77	33	344	42.9	4.47	0	0.0	5	6.5	32	4/27	29.4
Jamie Marlin.....	34	23	241	67.6	7.09	3	8.8	2	5.9	22t	4/34	92.9
Isaac Bruce.....	2	1	15	50.0	7.50	0	0.0	1	50.0	15	0/0	35.4
Lawrence Phillips.....	0	0	0	0.0	0.0	0	0.0	0	0.0	0	1/12	--
Rams.....	481	249	3144	51.8	6.54	18	3.7	23	4.8	77t	57/379	65.0
Opponents.....	558	341	3856	61.1	6.91	23	4.1	26	4.7	54t	32/181	76.1

PASS RECEIVING	No.	Yards	Avg.	LG	TD
Isaac Bruce.....	84	1338	15.9	70	7
Eddie Kennison.....	54	924	17.1	77t	9
Harold Green.....	37	246	6.6	19	1
Ernie Conwell.....	15	164	10.9	26	0
Jermaine Ross.....	15	160	10.7	28	0
Aaron Laing.....	13	116	8.9	22	0
Lawrence Phillips.....	8	28	3.5	11t	1
J.T. Thomas.....	7	46	6.6	11	0
Hayward Clay.....	4	51	12.8	34	0
Derrick Harris.....	4	17	4.3	8	0
Jerald Moore.....	3	13	4.3	7	0
Alexander Wright.....	2	24	12.0	13	0
Troy Drayton.....	2	11	5.5	6	0
Greg Robinson.....	1	6	6.0	6	0
Rams.....	249	3144	12.6	77t	18
Opponents.....	341	3856	11.3	54t	23

INTERCEPTIONS	No.	Yards	Avg.	LG	TD
Keith Lyle.....	9	152	16.9	68	0
Todd Lyght.....	5	43	8.6	25t	1
Anthony Parker.....	4	128	32.0	92t	2
Torin Dorn.....	1	40	40.0	40	0
Toby Wright.....	1	19	19.0	19t	1
D'Marco Farr.....	1	5	5.0	5	0
Jeremy Lincoln.....	1	3	3.0	3	0
Gerald McBurrows.....	1	3	3.0	3	0
Robert Jones.....	1	0	0.0	0	0
Marquis Walker.....	1	0	0.0	0	0
Carlos Jenkins.....	1	-3	-3.0	-3	0
Rams.....	26	390	15.0	92t	4
Opponents.....	23	252	11.0	42	1

SCORING	TD	Ru	Pa	Rt	K-PA	FG	S	TP
Chip Lohmiller	0	0	0	0	28-29	21-25	0	91
Eddie Kennison	11	0	9	2b			0	66
Isaac Bruce	7	0	7	0			0	42
Harold Green.....	5	4	1	0			0	32
Lawrence Phillips	5	4	1	0			0	30
Anthony Parker	2	0	0	2a			0	12
Todd Lyght	1	0	0	1c			0	6
Greg Robinson	1	1	0	0			0	6
Jermaine Ross	1	1	0	0			0	6
Toby Wright	1	0	0	1d			0	6
Tony Banks	0	0	0	0			0	2
Carlos Huerta	0	0	0	0	2-2	0-0	0	2
Rams.....	34	10	18	6	28-29	21-25	1	303
Opponents	50	22	23	5	46-47	19-27	2	409

Two point conversions - Rams 2-3, Banks, Green; Opponents 1-2

a - 22-yd int. return, @ Carolina (10/13) 92-yd. int. return, vs. Jacksonville (10/20)
b - 66-yd. punt return, @ Arizona (9/29) 78-yd. punt return, vs. Atlanta (11/10)
c - 25-yd. int. return, @ Baltimore (10/27)
d - 19-yd. int. return, vs. Atlanta (11/10)

- K. Greene, 66-yd. fumble return @ Carolina (10/13) M. Bates, 93-yd. k.o. return @ Carolina (10/13) E. Pegram, 91-yd. k.o. return @ Pittsburgh (11/3) D. Evans, 32-yd. int. return, vs. Green Bay (11/24) M.Lowery, fumble recovery in end zone, @ Chicago (12/8)
--

PUNTING	No.	Yards	Avg.	TB	In20	LG	Bk.
Sean Landeta	78	3491	44.8	9	23	70	0
Rams	78	3491	44.8	9	23	70	0
Opponents.....	69	2801	40.6	6	20	61	2

PUNT RETURNS	No.	FC	Yards	Avg.	LG	TD
Eddie Kennison	29	16	423	14.6	78t	2
Herman O'Berry.....	5	0	16	3.2	8	0
Cedric Figaro.....	1	0	0	0.0	0	0
Rams.....	35	16	439	12.5	78t	2
Opponents	41	13	495	12.1	62	0



WR Eddie Kennison led Rams with 11 touchdowns.

KICKOFF RETURNS	No.	Yards	Avg.	LG	TD
J.T. Thomas	30	643	21.4	43	0
Eddie Kennison	23	454	19.7	44	0
Lawrence Phillips	4	74	18.5	35	0
Keith Crawford	4	47	11.8	19	0
Aaron Laing	1	15	15.0	15	0
Paschall Davis	0	0	0.0	0	0
Rams	62	1233	19.9	44	0
Opponents	58	1290	22.2	93t	2

FIELD GOALS	1-19	20-29	30-39	40-49	50+	Total
Chip Lohmiller	1-1	11-11	4-5	4-7	1-1	21-25
Carlos Huerta	0-0	0-0	0-0	0-0	0-0	0-0
Rams	1-1	11-11	4-5	4-7	1-1	21-25
Opponents	0-0	5-5	9-10	2-7	1-3	17-25
Lohmiller (44M,42,20,29,20)(1)(38M,19)(28)(25)(50,38,36)(25,27)(42)(41,45M)(35,32,49,27)(45M,25)(25,25)						
Huerta 0000000000000000						
Opponents (27,35,47)(38,45M,22,21)(38)(48M,24)(46M)(50M,51M,22)(43M,50,32M)(47)(38,34)(37)(30,48 M)(34,31) (43,35)						

TACKLES	Solo	Assists	Total	Sacks	Yards	Int.	P.Def.	F.Fum.	F.Rec.
Roman Phifer	123	47	170	1.5	6.5	0	9	1	0
Robert Jones	90	39	129	0	0	1	5	0	0
Keith Lyle	68	50	118	0	0	9	13	0	0
Todd Lyght	67	38	105	0	0	5	19	0	0
Toby Wright	47	32	79	0	0	1	9	1	0
Anthony Parker	49	22	71	0	0	4	13	1	1
Leslie O'Neal	47	24	71	7.0	30.5	0	4	1	3
Gerald McBurrows	48	22	70	0	0	1	5	0	0
D'Marco Farr	42	26	68	4.5	16.5	1	3	1	0
Carlos Jenkins	44	23	67	0	0	1	5	1	2
Kevin Carter	41	24	65	9.5	71.5	0	2	4	1
Jimmie Jones	44	17	61	5.5	38.0	0	0	1	2
Percell Gaskins	17	9	26	0	0	0	0	0	0
Marquis Walker	16	8	24	0	0	1	11	0	0
Jeremy Lincoln	11	3	14	0	0	1	5	0	0
Torin Dorn	9	4	13	0	0	1	2	0	0
Mike Scurlock	7	6	13	0	0	0	1	0	0
Antonio Goss	7	5	12	1.0	0.0	0	0	0	0
James Harris	8	4	12	2.0	10.0	0	1	1	1
Chuck Osborne	10	2	12	1.0	8.0	0	0	1	0
Jon Kirksey	3	1	4	0	0	0	0	0	0
Cedric Figaro	2	1	3	0	0	0	0	0	0
Mark Williams	1	0	1	0	0	0	0	0	0
Total	801	407	1208	32.0	181.0	26	107	13	10

*fumbles recovered on special teams are listed below





LB Roman Phifer led the team in tackles.

SPECIAL TEAMS TACKLES	Solo	Assists	Total
Keith Crawford	14	1	15
Cedric Figaro	8	6	14
Percell Gaskins	7	6	13
Paschall Davis	5	6	11
Todd Lyght.....	8	2	10
Mike Scurlock	6	3	9
Herman O'Berry	5	2	7
Roman Phifer	6	0	6
J.T. Thomas	5	1	6
Gerald McBurrows	2	3	5
Antonio Goss	4	0	4
Torin Dorn	4	0	4
Chip Lohmiller.....	2	1	3
Jermaine Ross	2	1	3
Toby Wright	2	1	3
Ernie Conwell	1	1	2
Thomas Homco.....	0	2	2
Jeremy Lincoln	0	2	2
Jerald Moore	2	0	2
Marcus Holliday	1	0	1
Greg Robinson	1	0	1
Total	85	38	123

ADDITIONAL: Blocked punt: Antonio Goss 2; Forced fumbles: Keith Crawford 1, Cedric Figaro 1, Antonio Goss 1, Mike Scurlock 1; Fumble recoveries: Hayward Clay 1, Ernie Conwell 1, Cedric Figaro 1, Percell Gaskins 1, Jeremy Lincoln 1, Jermaine Ross 1

MISCELLANEOUS	Solo	Assists	Total	Fum.Rec.	For.Fum.
Harold Green	4	0	4	1	0
Ernie Conwell	3	0	3	0	0
Eddie Kennison	3	0	3	0	0
Isaac Bruce	2	0	2	0	0
Zach Wiegert	2	0	2	2	0
Bern Brostek	1	0	1	0	0
Hayward Clay	1	0	1	0	0
Troy Drayton	1	0	1	0	1
Wayne Gandy	1	0	1	0	0
Leo Goeas	1	0	1	1	0
Jermaine Ross	1	0	1	0	0
Tony Banks	0	0	0	4	0
Kevin Carter	0	0	0	1	0
Derrick Harris	0	0	0	1	0
Aaron Laing	0	0	0	1	0
Steve Walsh	0	0	0	1	0
Jamie Martin	0	0	0	1	0
Lawrence Phillips	0	0	0	1	0
Dwayne White	0	0	0	1	0



1996 PLAYER PARTICIPATION



NO.	PLAYER	9/1	9/8	9/22	9/29	10/6	10/13	10/20	10/27	11/3	11/10	11/17	11/24	12/1	12/8	12/15	12/22	12/29	
		CIN	@SF	WAS	@AZ	SF	@CAR	JAX	@BAL	@PIT	ATL	CAR	GB	@NO	@CHI	@ATL	NO		
77	Ashmore, D	X	X	X	X	X	X	X	X	X	X	X	X	X	X	X	X	X	
83	Baker, D	0	0	0	0	0	0	0	0	0	0	0	0	0	0	0	0	0	
12	Banks, T	D	X	D	QB	QB	QB	QB	QB	QB	QB	QB	QB	QB	QB	QB	QB	QB	
71	Belin, C	IV	IA	IA	D	C	IA	IV	IA	IA	IV	IA	IA	IV	IA	IV	IV	IV	
61	Brostek, B	LG	LG	LG	C	X	C	C	C	C	C	C	C	C	C	C	C	C	
80	Bruce, I	WR	WR	WR	WR	WR	WR	WR	WR	WR	WR	WR	WR	WR	WR	WR	WR	WR	
93	Carter, K	LDE	LDE	LDE	LDE	LDE	LDE	LDE	LDE	LDE	LDE	LDE	LDE	LDE	LDE	LDE	LDE	LDE	
81	Clay, H	X	IV	IV	IA	IV	X	TE	X	IV	TE	X	TE	TE	TE	TE	TE	TE	
84	Corwell, E	D	X	X	FB	TE	TE	TE	TE	TE	TE	TE	TE	TE	TE	TE	TE	TE	
20	Crawford, K	X	X	X	X	X	X	X	X	X	X	X	X	X	X	X	X	X	
52	Davis, P	X	0	0	0	0	0	0	0	0	0	0	0	0	0	0	0	0	
46	Dorin, T	X	X	X	X	X	X	IA	X	X	IA	X	IA	IA	IA	IA	IA	IA	
84	Drayton, T	IV	TE	TE	TE	TE	0	0	0	0	0	0	0	0	0	0	0	0	
75	Farr, D	UT	UT	UT	UT	UT	UT	UT	UT	UT	UT	UT	UT	UT	UT	UT	UT	UT	
53	Figaro, C	X	X	X	X	IV	X	X	X	X	X	X	X	X	X	X	X	X	
70	Gandy, W	LT	LT	LT	LT	LT	LT	LT	LT	LT	LT	LT	LT	LT	LT	LT	LT	LT	
54	Gaskins, P	X	X	X	IV	X	X	X	X	X	X	X	X	X	X	X	X	LB	
79	Goeas, L	X	X	X	LG	LG	LG	LG	LG	LG	LG	LG	LG	LG	LG	LG	LG	LG	
50	Goss, A	X	X	X	X	X	LB	LB	LB	IR	IR	IR	IR	IR	IR	IR	IR	IR	
30	Green, H	X	X	X	RB	X	X	X	X	RB	X	RB	RB	RB	RB	RB	RB	X	
60	Gruttadauria, M	C	C	C	C	IV	IV	IV	D	X	D	X	D	X	X	X	X	D	
34	Harris, D	FB	FB	FB	X	FB	FB	X	IV	IV	FB	IV	IA	IV	X	X	X	X	
99	Harris, J	X	X	X	X	X	X	X	X	X	X	X	X	X	X	X	X	X	
36	Holliday, M	0	0	0	0	0	0	0	0	0	0	0	PS	X	PS	PS	PS	PS	
57	Homco, T	0	0	X	X	X	IA	IA	IR	IR	IR	IR	IR	IR	IR	IR	IR	IR	
6	Huerta, C	0	0	0	0	0	0	0	0	0	0	0	0	0	0	0	0	X	
69	James, J	X	E	E	E	E	E	IV	IV	IA	IV	IA	IA	D	IV	IV	IV	IV	
51	Jenkins, C	LB	LB	LB	LB	LB	IV	IA	IA	LB	LB	X	LB	LB	LB	X	LB	LB	
98	Jones, J	NT	NT	NT	NT	NT	NT	NT	NT	NT	NT	NT	NT	NT	NT	NT	NT	IA	IR
55	Jones, R	LB	LB	LB	LB	LB	LB	LB	LB	LB	X	LB	LB	LB	X	LB	X	LB	
88	Kennon, E	WR	WR	WR	WR	WR	X	WR	WR	WR	WR	WR	WR	WR	WR	WR	WR	WR	
65	Kirksey, J	IA	IA	IV	IA	X	X	X	IV	X	X	X	X	X	X	X	X	NT	
86	Laing, A	TE	X	IA	IV	X	TE	IV	IV	X	TE	X	FB	FB	FB	TE	TE	TE	
5	Landeta, S	X	X	X	X	X	X	X	X	X	X	X	X	X	X	X	X	X	
39	Lincoln, J	0	IV	IV	X	X	X	X	X	X	X	X	X	CB	X	X	X	X	
8	Lohmiller, C	X	X	X	X	X	X	X	X	X	X	X	X	X	X	X	X	IV	
41	Lyght, T	CB	CB	CB	CB	CB	CB	CB	CB	CB	CB	CB	CB	CB	CB	CB	CB	CB	
35	Lyle, K	FS	FS	FS	FS	FS	FS	FS	FS	FS	FS	FS	FS	FS	FS	FS	FS	FS	
10	Martin, J	IV	X	IV	D	X	D	X	D	X	D	X	D	X	D	X	D	X	
23	McBurrows, G	X	X	X	X	X	X	SS	SS	DB	DB	X	SS	SS	SS	DB	X	X	
73	Miller, F	IV	IV	X	X	X	X	X	X	X	X	X	X	X	X	X	X	X	
77	Miner, B	0	0	0	0	IA	X	X	X	X	IV	X	X	X	X	X	X	X	
44	Moore, J	IA	IA	X	X	X	X	RB	RB	X	IA	IA	IA	X	FB	FB	FB	FB	
42	O'Berry, H	PS	PS	PS	PS	PS	PS	X	X	X	IV	X	X	X	X	X	X	X	
91	O'Neal, L	RDE	RDE	RDE	RDE	RDE	RDE	RDE	RDE	RDE	RDE	RDE	RDE	RDE	RDE	RDE	RDE	RDE	
97	Osborne, C	X	X	D	X	X	X	X	X	X	X	X	X	X	X	X	X	X	
27	Parker, A	CB	CB	CB	CB	CB	CB	CB	CB	CB	CB	CB	CB	CB	CB	CB	CB	CB	
58	Phifer, R	LB	LB	LB	LB	LB	LB	LB	LB	LB	LB	LB	LB	LB	LB	LB	LB	LB	
21	Phillips, L	RB	RB	RB	X	RB	RB	RB	RB	RB	X	RB	X	X	X	X	RB	RB	
82	Robinson, G	X	X	X	X	X	X	D	D	X	X	IA	X	X	X	X	X	X	
28	Ross, J	X	X	X	X	X	X	X	X	X	X	X	X	X	X	X	X	X	
22	Scurlock, M	X	X	X	X	X	X	X	X	X	X	WR	X	X	X	X	X	X	
87	Thomas, J	X	X	X	X	X	X	0	0	0	0	0	0	0	0	0	0	0	
64	Valeno, J	0	0	0	0	0	0	0	0	0	0	DB	DB	X	CB	DB	X		
38	Walker, M	0	CB	CB	IV	IV	IV	IV	IV	IV	IV	IV	IV	IV	IV	IV	IV	IV	
4	Walsh, S	0	IA	D	D	X	IV	IV	X	0	0	0	0	0	0	0	0	0	
84	White, A	IA	D	D	X	IV	IV	X	0	0	0	0	0	0	0	0	0	0	
67	White, D	RG	RG	RG	RG	RG	RG	RG	RG	RG	RG	RG	RG	RG	RG	RG	RG	RG	
72	Wiegert, Z	RT	RT	RT	RT	RT	RT	RT	RT	RT	RT	RT	RT	RT	RT	RT	RT	RT	
19	Williams, B	0	X	IA	IA	IA	IA	IR	IR	IR	IR	IR	IR	IR	IR	IR	IR	IR	
56	Williams, J	PU	PU	PU	PU	PU	PU	PU	PU	PU	PU	PU	PU	PU	PU	PU	PU	PU	
56	Williams, M	0	0	0	0	0	0	0	0	IV	X	IV	0	0	0	0	0	0	
89	Wright, A	IV	IA	IA	IA	IA	IA	IA	IA	IA	IA	IA	IA	X	X	X	0	0	
32	Wright, T	SS	SS	SS	SS	SS	SS	SS	IA	IV	SS	SS	SS	IV	SS	SS	SS	SS	

Pos. Starter; X Reserve; D Did Not Play; IA Inactive (Friday Inactive); IV Inactive (Sunday Inactive); IR Injured Reserve; PS Practice Squad; 0 Not on Roster; U Unsigned; E Roster Exemption; PU Physically Unable to Perform

RAMS WON-LOST RECORD

(Regular Season)

- vs. NFC Teams — 335-308-14
 - home 182-132-9, road 153-176-5
- vs. NFC West Teams — 119-90-2
 - home 62-40-3, road 57-50
- vs. NFC Central Teams — 134-145-8
 - home 79-58-4, road 55-87-4
- vs. NFC East Teams — 82-72-4
 - home 41-33-2, road 41-39-2
- vs. AFC Teams — 92-79-6
 - home 46-31, road 46-48-2
- vs. AFC West Teams — 17-14
 - home 8-8, road 9-6
- vs. AFC Central Teams — 31-24-2
 - home 20-7-1, road 11-18-1, neutral 0-1
- vs. AFC East Teams — 30-36-2
 - home 18-16, road 12-20-2
- On Monday Night Football — 17-20
 - home 6-11, road 11-9
- Week After Monday Night Football — 21-13
 - home 17-7, road 4-6
- On Sunday Night Football — 3-9 (ESPN 3-5, TNT 0-2, ABC 0-2)
 - home 0-1, road 3-8
- In Overtime — 6-7-1
 - home 3-2, road 3-5-1
- In Season Openers — 32-27
 - home 13-13, road 19-14
- On Tuesdays — 1-0
- On Wednesdays — 1-1
- On Thursdays — 6-4
- On Fridays — 9-7
- On Saturdays — 11-14-1
- In Domes — 26-28
 - Trans World Dome: 5-7
 - Atlanta's Georgia Dome: 1-4
 - Detroit Silverdome: 3-1
 - Houston's Astrodome: 3-1
 - Indianapolis' RCA Dome: 1-1
 - Minnesota's Metrodome: 0-3
 - New Orleans Superdome: 11-10
 - Seattle's Kingdome: 2-1

RECORDS



ALL-TIME LEADERS



CAREER RUSHING

	Years	No.	Yards	Avg.	LG	TD	
1.	Dickerson, Eric	1983-87	1,525	7,245	4.8	85t	56
2.	McCutcheon, Lawrence	1973-79	1,435	6,186	4.3	48	23
3.	Bass, Dick	1960-69	1,218	5,417	4.5	73t	34
4.	Towler, Dan	1950-55	672	3,493	5.2	79t	44
5.	Josephson, Les	1964-67, 1969-74	797	3,407	4.3	75	17
6.	Younger, Paul (Tank)	1949-57	682	3,296	4.8	75t	17
7.	Tyler, Wendell	1977-82	720	3,266	4.5	69t	33
8.	Bryant, Cullen	1973-81, 1987	802	3,119	3.9	26	20
9.	Bettis, Jerome	1993-95	796	3,091	3.5	71t	13
10.	Ellison, Willie	1967-72	656	2,901	4.4	80t	20

SEASON RUSHING

	Year	No.	Yards	Avg.	LG	TD	
1.	Dickerson, Eric	1984	379	2,105	5.6	66	14
2.	Dickerson, Eric	1986	404	1,821	4.5	42t	11
3.	Dickerson, Eric	1983	390	1,808	4.6	85t	18
4.	Bettis, Jerome	1993	294	1,429	4.9	71t	7
5.	White, Charles	1987	324	1,374	4.2	58	11
6.	McCutcheon, Lawrence	1977	294	1,238	4.2	48	7
7.	Dickerson, Eric	1985	292	1,234	4.2	43	12
8.	Bell, Greg	1988	288	1,212	4.2	44	16
9.	McCutcheon, Lawrence	1976	291	1,168	4.0	40	9
10.	Bell, Greg	1989	272	1,137	4.2	47	15

Bold denotes rookie

CAREER PASSING

(Based on Yards)

	Years	Att.	Comp.	Yards	Pct.	TD	Int.	
1.	Everett, Jim	1986-93	3,277	1,847	23,758	.564	142	123
2.	Gabriel, Roman	1962-72	3,313	1,705	22,223	.515	154	112
3.	Van Brocklin, Norm	1949-57	1,897	1,011	16,114	.533	118	127
4.	Waterfield, Bob	1945-52	1,618	814	11,893	.503	99	128
5.	Ferragamo, Vince	1977-84	1,288	730	9,376	.567	70	71
6.	Haden, Pat	1976-81	1,363	731	9,296	.536	52	60
7.	Wade, Bill	1954-60	1,116	602	8,572	.539	56	68
8.	Harris, James	1973-76	652	361	5,220	.554	33	27
9.	Miller, Chris	1994-95	722	405	4,727	.561	34	29
10.	Hall, Parker	1939-42	721	329	4,013	.456	30	67

SEASON PASSING

(Based on Yards)

	Year	Att.	Comp.	Yards	Pct.	TD	Int.	
1.	Everett, Jim	1989	518	304	4,310	58.7	29	17
2.	Everett, Jim	1990	554	307	3,989	55.4	23	17
3.	Everett, Jim	1988	517	308	3,964	59.6	31	18
4.	Everett, Jim	1991	490	277	3,438	56.5	11	20
5.	Everett, Jim	1992	475	281	3,323	59.2	22	18
6.	Ferragamo, Vince	1983	464	274	3,276	59.1	22	23
7.	Ferragamo, Vince	1980	404	240	3,199	59.4	30	19
8.	Haden, Pat	1978	444	229	2,995	51.6	13	19
9.	Brock, Dieter	1985	365	218	2,658	59.7	16	13
10.	Miller, Chris	1995	405	232	2,623	57.3	18	15

Bold denotes rookie

CAREER RECEIVING

(Based on Receptions)

	Years	No.	Yards	Avg.	LG	TD
1.	Ellard, Henry1983-93	593	9,761	16.5	81t	48
2.	Fears, Tom1948-56	400	5,397	13.4	80t	38
3.	Hirsch, Elroy1949-57	343	6,289	18.3	91t	53
4.	Snow, Jack1965-75	340	6,012	17.7	84t	45
5.	Phillips, Jim1958-64	316	4,708	14.9	93t	27
6.	Benton, Jim1938-40,42,44-47	275	4,566	16.6	84t	42
7.	Bruce, Isaac1994-	224	3,391	15.1	72	23
8.	Anderson, Willie1988-94	259	5,246	20.3	78t	26
9.	Bass, Dick1960-69	214	1,846	8.6	53	7
10.	Jackson, Harold1968,73-77	200	3,591	17.9	69t	36

SEASON RECEIVING

(Based on Receptions)

	Year	No.	Yards	Avg.	LG	TD
1.	Bruce, Issac1995	119	1,781	15.0	72	13
2.	Ellard, Henry1988	86	1,414	16.4	68	10
3.	Bruce, Isaac1996	84	1,338	15.9	70	7
4.	Fears, Tom1950	84	1,116	13.3	53	7
5.	Phillips, Jim1961	78	1,092	14.0	69t	5
6.	Fears, Tom1949	77	1,013	13.2	51	9
7.	Ellard, Henry1990	76	1,294	17.0	50t	4
8.	Ellard, Henry1989	70	1,382	19.7	53	8
9.	McDonald, Tommy1965	67	1,036	15.5	51	9
10.	Hirsch, Elroy1951	66	1,495	22.7	91t	17

CAREER RECEIVING

(Based on Yards)

	Years	No.	Yards	Avg.	LG	TD
1.	Ellard, Henry1983-93	593	9,761	16.6	81t	48
2.	Hirsch, Elroy1949-57	343	6,289	18.3	91t	53
3.	Snow, Jack1965-75	340	6,012	17.7	84t	45
4.	Fears, Tom1948-56	400	5,397	13.4	80t	38
5.	Anderson, Willie1988-94	259	5,246	20.3	78t	26
6.	Phillips, Jim1958-64	316	4,708	14.9	93t	27
7.	Benton, Jim1938-40,42,44-47	275	4,566	16.6	84t	42
8.	Boyd, Bob1950-57	176	3,611	20.5	80t	28
9.	Bruce, Isaac1994-	224	3,391	15.1	72	23
10.	Jackson, Harold1968,73-77	200	3,591	17.9	69t	36

SEASON RECEIVING

(Based on Yards)

	Year	No.	Yards	Avg.	LG	TD
1.	Bruce, Issac1995	119	1,781	15.0	72	13
2.	Elroy Hirsch1951	66	1,495	22.7	91	17
3.	Ellard, Henry1988	86	1,414	16.4	68	10
4.	Ellard, Henry1989	70	1,382	19.7	53	8
5.	Ellard, Henry1990	76	1,294	17.0	50t	4
6.	Bruce, Isaac1996	84	1,338	15.9	70	7
7.	Boyd, Bob1954	53	1,212	22.9	80	6
8.	Anderson, Willie1989	44	1,146	26.0	78t	5
9.	Fears, Tom1950	84	1,116	13.3	53	7
10.	Anderson, Willie1990	51	1,097	21.5	55t	4

CAREER KICKOFF RETURNS

(Minimum 50)

(Based on Return Average)

	Years	No.	Yards	Avg.	LG	TD	
1.	Wilson, Tom	1956-61	51	1,383	27.1	103t	1
2.	Bryant, Cullen	1973-81, 1987	66	1,760	26.7	93	3
3.	Haymond, Alvin	1969-71	60	1,604	26.7	98	2
4.	Bass, Dick	1960-69	54	1,415	26.2	64	0
5.	Smith, V.T.	1949-53	57	1,453	25.5	55	0

SEASON KICKOFF RETURNS

(Minimum One Per Game)

(Based on Return Average)

	Year	No.	Yards	Avg.	LG	TD	
1.	Smith, V.T.	1950	22	742	33.7	97	3
2.	Brown, Ron	1985	28	918	32.8	98t	3
3.	Wilson, Tom	1956	15	477	31.8	103t	1
4.	Bass, Dick	1961	23	698	30.3	64	0
5.	Williams, Travis	1971	25	743	29.7	105t	1

CAREER PUNT RETURNS

(Minimum 50)

(Based on Return Average)

	Years	No.	Yards	Avg.	LG	TD	
1.	Wallace, Jackie	1977-79	52	618	11.9	58	0
2.	Ellard, Henry	1983-93	135	1,527	11.3	83t	4
3.	Bertelsen, Jim	1972-76	59	821	11.1	60	0
4.	Smith, V.T.	1949-53	75	814	10.9	85t	1
5.	Bryant, Cullen	1973-82, 1987	71	707	10.0	40	0

SEASON PUNT RETURNS

(Minimum One Per Game)

(Based on Return Average)

	Year	No.	Yards	Avg.	LG	TD	
1.	Lewis, Woodley	1952	19	351	18.5	83t	2
2.	Smith, V.T.	1949	27	427	15.8	85t	1
3.	Horvath, Les	1948	13	203	15.6	27	0
4.	Kennison, Eddie	1996	29	423	14.6	78t	2
5.	Bertelsen, Jim	1972	16	232	14.5	60	0

Bold denotes rookie

CAREER SCORING

	Years	TD	PAT	FG	Pts.	
1.	Lansford, Mike	1982-90	0	315	158	789
2.	Waterfield, Bob	1945-52	13	315	60	573
3.	Gossett, Bruce	1964-69	0	211	120	571
4.	Ray, David	1969-74	0	167	110	497
5.	Corral, Frank	1978-81	0	154	75	379

SEASON SCORING

	Year	TD	PAT	FG	Pts.	
1.	Ray, David	1973	0	40	30	130
2.	Ray, David	1970	0	34	29	121
3.	Lansford, Mike	1989	0	51	23	120
3.	Dickerson, Eric	1983	20	0	0	120
4.	Corral, Frank	1978	0	31	29	118
5.	Lansford, Mike	1988	0	45	24	117

Bold denotes rookie

CAREER INTERCEPTIONS

	Years	No.	Yards	Avg.	LG	TD	
1.	Meador, Ed	1959-70	46	547	11.9	38t	5
2.	Cromwell, Nolan	1977-87	37	671	18.1	94t	4
3.	Irvin, LeRoy	1980-89	34	654	19.2	81t	5
4.	Perry, Rod	1975-82	28	386	13.8	83t	4
5.	Sherman, Will	1954-60	28	515	18.4	95t	3

SEASON INTERCEPTIONS

	Year	No.	Yards	Avg.	LG	TD	
1.	Lane, Dick (Night Train)	1952	14*	298	21.3	80t	2
2.	Lewis, Woodley	1950	12	275	22.9	36	0
3.	Sherman, Will	1955	11	101	9.2	36	0
4.	Jackson, Monte	1976	10	173	17.3	46	3
5.	Burroughs, Don	1955	9	103	11.4	34	0
	Lyle, Keith	1996	9	152	16.9	68	0

Bold denotes rookie

CAREER PUNTING

(Based on Punts)

	Years	No.	Yards	Avg.	TB	In 20	LG	Blk.	
1.	Hatcher, Dale	1985-89, 1991	432	17,302	40.1	28	121	67	2
2.	Van Brocklin, Norm	1951-1957	343	14,783	43.1	-	-	71	1
3.	Studstill, Pat	1968-1971	298	11,980	40.2	25	-	60	0
4.	Danny Villanueva	1961-1964	296	13,099	44.3	13	-	68	1
5.	Landeta, Sean	1993-96	281	12,489	44.4	37	76	70	0

SEASON PUNTING

(Based on Average)

	Year	No.	Yards	Avg.	TB	In 20	LG	Blk.	
1.	Villanueva, Danny	1962	87	3,960	45.5	7	-	65	1
2.	Villanueva, Danny	1963	81	3,678	45.4	0	-	68	0
3.	Landeta, Sean	1994	78	3,494	44.8	9	23	62	0
4.	Landeta, Sean	1996	78	3,491	44.8	9	23	70	0
5.	Van Brocklin, Norm	1955	60	2,676	44.6	-	-	61	0

*NFL Record; (-) Statistic not available

YEAR-BY-YEAR LEADERS



PASSING

Year	Player	Att.	Comp.	Yards	Pct.	TD	Int.	LG	Sacks/ Yards	Rating
1946	Waterfield, Bob	256	128	1,772	50.0	17	18	57	NA	65.9
1947	Waterfield, Bob	221	96	1,210	43.4	8	18	45	NA/41	39.2
1948	Hardy, Jim	211	112	1,390	50.7	14	7	69t	NA/11	82.1
1949	Waterfield, Bob	296	154	2,168	52.0	17	24	71t	NA/61	61.3
1950	Van Brocklin, Norm	233	127	2,061	54.5	18	14	58	NA/103	85.1
1951	Waterfield, Bob	176	88	1,566	50.0	13	10	91t	NA/37	81.8
1952	Van Brocklin, Norm	205	113	1,736	55.1	14	17	84t	NA/97	71.5
1953	Van Brocklin, Norm	286	156	2,393	54.5	19	14	70t	NA/61	84.1
1954	Van Brocklin, Norm	260	139	2,637	53.5	13	21	80t	NA/80	71.9
1955	Van Brocklin, Norm	272	144	1,890	52.9	8	15	74t	NA/76	62.0
1956	Wade, Bill	178	91	1,461	51.1	10	13	76t	NA/127	67.2
1957	Van Brocklin, Norm	265	132	2,105	49.8	20	21	81t	NA/114	68.8
1958	Wade, Bill	341	181	2,875	53.1	18	22	93t	NA/197	72.2
1959	Wade, Bill	261	153	2,001	58.6	12	17	72t	NA/124	71.1

1960	Wade, Bill	182	106	1,294	58.2	12	11	63	NA/251	77.0
1961	Bratkowski, Zeke	230	124	1,547	53.9	8	13	84t	NA/168	63.1
1962	Bratkowski, Zeke	219	110	1,541	50.2	9	16	80t	NA/175	56.5
1963	Gabriel, Roman	281	130	1,947	46.3	8	11	77t	44/337	62.7
1964	Munson, Bill	223	108	1,533	48.4	9	15	95t	23/183	56.5
1965	Gabriel, Roman	173	83	1,321	48.0	11	5	60t	14/97	83.0
1966	Gabriel, Roman	397	217	2,540	54.7	10	16	84t	48/319	65.9
1967	Gabriel, Roman	371	196	2,779	52.8	25	13	80t	24/201	85.7
1968	Gabriel, Roman	366	184	2,364	50.3	19	16	60t	27/296	70.0
1969	Gabriel, Roman	399	217	2,549	54.4	24	7	93t	14/182	86.8
1970	Gabriel, Roman	407	211	2,552	52.0	16	12	71	20/134	72.2
1971	Gabriel, Roman	352	180	2,238	51.1	17	10	68	25/200	75.5
1972	Gabriel, Roman	323	165	2,027	51.1	12	15	57	12/102	63.8
1973	Hadl, John	258	135	2,008	52.3	22	11	69	17/126	88.8
1974	Harris, James	198	106	1,544	53.5	11	6	50	12/101	85.3
1975	Harris, James	285	157	2,148	55.1	14	15	54	21/180	73.8
1976	Harris, James	158	91	1,460	57.6	8	6	80	14/151	89.8
1977	Haden, Pat	216	122	1,551	56.5	11	6	58	17/151	84.4
1978	Haden, Pat	444	229	2,995	51.6	13	19	68t	32/216	65.0
1979	Haden, Pat	290	163	1,854	56.2	11	14	50	21/176	68.2
1980	Ferragamo, Vince	404	240	3,199	59.4	30	19	74t	23/191	89.7
1981	Haden, Pat	267	138	1,815	51.7	9	13	64	28/227	64.4
1982	Ferragamo, Vince	209	118	1,609	56.5	9	9	85t	7/65	77.7
1983	Ferragamo, Vince	464	274	3,276	59.1	22	23	61t	21/178	75.5
1984	Kemp, Jeff	284	143	2,021	50.4	13	7	63t	24/190	78.7
1985	Brock, Dieter	365	218	2,658	59.7	16	13	64t	51/351	81.8
1986	Everett, Jim	147	73	1,018	49.7	8	8	60t	8/50	67.8
1987	Everett, Jim	302	162	2,064	53.6	10	13	81t	17/139	68.4
1988	Everett, Jim	517	308	3,964	59.6	31	18	69t	28/197	89.2
1989	Everett, Jim	518	304	4,310	58.7	29	17	78t	29/214	90.6
1990	Everett, Jim	554	307	3,989	55.4	23	17	55t	30/198	79.3
1991	Everett, Jim	490	277	3,438	56.5	11	20	78	30/200	68.9
1992	Everett, Jim	475	281	3,323	59.2	22	18	67t	26/204	80.1
1993	Everett, Jim	274	135	1,652	49.3	8	12	60t	18/125	59.7
1994	Miller, Chris	317	173	2,104	54.6	16	14	54	28/193	73.6
1995	Miller, Chris	405	232	2,623	57.3	18	15	72	31/244	76.2
1996	Banks, Tony	368	192	2,544	52.2	15	15	77t	48/306	71.0

Bold denotes rookie

NA - not available

RUSHING

Year	Player	No.	Yards	Avg.	LG	TD
1946	Gehrke, Fred	71	371	5.2	53	3
1947	Washington, Kenny	60	444	7.4	92t	5
1948	Hoerner, Dick	76	354	4.7	23	4
1949	Hoerner, Dick	155	582	3.7	37	6
1950	Davis, Glenn	88	416	4.7	55	3
1951	Towler, Dan	126	854	6.8	79t	6
1952	Towler, Dan	156	894	5.7	44t	10
1953	Towler, Dan	152	879	5.8	73t	7
1954	Younger, Paul (Tank)	91	610	6.7	75t	8
1955	Waller, Ron	151	716	4.7	55t	7
1956	Waller, Ron	83	543	6.5	46	1
1957	Wilson, Tom	127	616	4.9	46	3
1958	Arnett, Jon	133	683	5.1	57	6
1959	Matson, Ollie	161	863	5.4	50	6
1960	Arnett, Jon	104	436	4.2	31	2
1961	Arnett, Jon	158	609	3.9	26	4

1962	Bass, Dick	196	1,033	5.3	57	6
1963	Bass, Dick	143	577	3.6	51	5
1964	Wilson, Ben	159	553	3.5	27	5
1965	Bass, Dick	121	549	4.5	44t	2
1966	Bass, Dick	248	1,090	4.4	50	8
1967	Josephson, Les	178	800	4.5	27	4
1968	Ellison, Willie	151	616	4.1	52t	5
1969	Smith, Larry	166	599	3.6	46	1
1970	Josephson, Les	150	640	4.3	23	5
1971	Ellison, Willie	211	1,000	4.7	80t	4
1972	Ellison, Willie	170	764	4.5	37	5
1973	McCutcheon, Lawrence	210	1,097	5.2	37	2
1974	McCutcheon, Lawrence	236	1,109	4.7	23	3
1975	McCutcheon, Lawrence	213	911	4.3	43	2
1976	McCutcheon, Lawrence	291	1,168	4.0	40	9
1977	McCutcheon, Lawrence	294	1,238	4.2	48	7
1978	Bryant, Cullen	178	658	3.7	26	7
1979	Tyler, Wendell	218	1,109	5.1	63t	9
1980	Bryant, Cullen	183	807	4.4	20	3
1981	Tyler, Wendell	260	1,074	4.1	69t	12
1982	Tyler, Wendell	137	564	4.1	54	9
1983	Dickerson, Eric	390	1,808	4.6	85t	18
1984	Dickerson, Eric	379	2,105	5.6	66	14
1985	Dickerson, Eric	292	1,234	4.2	43	12
1986	Dickerson, Eric	404	1,821	4.5	42t	11
1987	White, Charles	324	1,374	4.2	58	11
1988	Bell, Greg	288	1,212	4.2	44	16
1989	Bell, Greg	272	1,137	4.2	47	15
1990	Gary, Cleveland	204	808	4.0	48	14
1991	Delpino, Robert	214	688	3.2	36	9
1992	Gary, Cleveland	279	1,125	4.0	63	7
1993	Bettis, Jerome	294	1,429	4.9	71t	7
1994	Bettis, Jerome	319	1,025	3.2	19	3
1995	Bettis, Jerome	183	637	3.5	41	3
1996	Phillips, Lawrence	193	632	3.3	38	4

Bold denotes rookie

RECEIVING

Year	Player	No.	Yards	Avg.	LG	TD
1946	Benton, Jim	63	993	15.8	57	6
1947	Benton, Jim	35	511	14.6	43	6
1948	Fears, Tom	51	698	13.7	80	4
1949	Fears, Tom	77	1,013	13.2	51t	9
1950	Fears, Tom	84	1,116	13.3	53	7
1951	Hirsch, Elroy	66	1,495	22.7	91	17
1952	Fears, Tom	48	600	12.5	36	6
1953	Hirsch, Elroy	61	941	15.4	70	4
1954	Boyd, Bob	53	1,212	22.9	80	6
1955	Fears, Tom	44	569	12.9	31	2
1956	Clarke, Leon	36	650	18.1	60	4
1957	Hirsch, Elroy	32	477	14.9	45	6
1958	Shofner, Del	51	1,097	21.5	92	8
1959	Shofner, Del	47	936	19.9	72	7
1960	Phillips, Jim	52	883	17.0	61t	8
1961	Phillips, Jim	78	1,092	14.0	69t	5
1962	Phillips, Jim	60	875	14.6	65t	5
1963	Phillips, Jim	54	793	14.7	52	1

1964	McKeever, Marlin (TE)	41	582	14.2	46	1
1965	McDonald, Tom	67	1,036	15.5	51	9
1966	Moore, Tom (RB)	60	433	7.2	30t	3
1967	Casey, Bernie	53	871	16.4	57t	8
1968	Truax, Billy (TE)	35	417	11.9	22	3
1969	Snow, Jack	49	734	15.0	74t	6
1970	Snow, Jack	51	859	16.8	71	7
1971	Rentzel, Lance	38	534	14.1	41	5
1972	Snow, Jack	30	590	19.7	57	4
1973	Jackson, Harold	40	874	21.9	69	13
1974	McCutcheon, Lawrence (RB)	39	408	10.5	50	2
1975	Jackson, Harold	43	786	18.3	54	7
1976	Jackson, Harold	39	751	19.3	65	5
1977	Jackson, Harold	48	666	13.9	58	6
1978	Miller, Willie	50	767	15.3	52	5
1979	Dennard, Preston	43	766	17.8	50	4
1980	Bryant, Cullen (RB)	53	386	7.3	25	3
1981	Dennard, Preston	49	821	16.8	64	4
1982	Tyler, Wendell (RB)	38	375	9.9	40	4
1983	Barber, Mike (TE)	55	657	11.9	42t	3
1984	Ellard, Henry	34	622	18.3	63t	6
1985	Ellard, Henry	54	811	15.0	64t	5
1986	Ellard, Henry	34	447	13.1	34	4
1987	Ellard, Henry	51	799	15.7	81t	3
1988	Ellard, Henry	86	1,414	16.4	68	10
1989	Ellard, Henry	70	1,382	19.7	53	8
1990	Ellard, Henry	76	1,294	17.0	50t	4
1991	Ellard, Henry	64	1,052	16.4	38	3
1992	Gary, Cleveland (RB)	52	293	5.6	22	3
1993	Ellard, Henry	61	945	15.5	54	2
1994	Bailey, Johnny (RB)	58	516	8.9	28	0
1995	Bruce, Isaac	119	1,781	15.0	72	13
1996	Bruce, Isaac	84	1,338	15.9	70	7

Bold denotes rookie

PUNTING

Year	Player	No.	Yards	Avg.	TB	In20	LG	Blk.
1946	Waterfield, Bob	39	1,743	44.6	NA	NA	65	0
1947	Waterfield, Bob	59	2,500	42.4	NA	NA	86	1
1948	Waterfield, Bob	43	1,833	42.6	NA	NA	88	0
1949	Waterfield, Bob	49	2,177	44.4	NA	NA	61	1
1950	Waterfield, Bob	52	2,087	40.1	NA	NA	61	2
1951	Van Brocklin, Norm	48	1,992	41.5	NA	NA	62	1
1952	Van Brocklin, Norm	29	1,250	43.1	NA	NA	66	0
1953	Van Brocklin, Norm	60	2,529	42.2	NA	NA	57	0
1954	Van Brocklin, Norm	44	1,874	42.6	NA	NA	61	0
1955	Van Brocklin, Norm	60	2,676	44.6	NA	NA	61	0
1956	Van Brocklin, Norm	48	2,070	43.1	NA	NA	72	0
1957	Van Brocklin, Norm	54	2,392	44.3	NA	NA	71	0
1958	Shofner, Del	49	2,018	41.2	NA	NA	62	0
1959	Shofner, Del	48	2,004	41.8	NA	NA	66	1
1960	Shofner, Del	54	2,301	42.6	NA	NA	63	1
1961	Villanueva, Danny	46	1,845	40.1	1	NA	53	0
1962	Villanueva, Danny	87	3,960	45.5	7	NA	65	1
1963	Villanueva, Danny	81	3,678	45.4	0	NA	68	0
1964	Villanueva, Danny	82	3,616	44.1	5	NA	58	0
1965	Lothridge, Billy	42	1,619	38.5	3	NA	55	1
1966	Kilgore, Jon	71	3,037	42.8	4	NA	58	0

1967	Kilgore, Jon	68	2,872	42.2	6	NA	68	2
1968	Studstill, Pat	81	3,207	39.6	4	NA	58	0
1969	Studstill, Pat	80	3,259	40.7	9	NA	60	0
1970	Studstill, Pat	67	2,618	39.1	6	NA	53	0
1971	Studstill, Pat	70	2,896	41.4	6	NA	60	0
1972	Chapple, Dave	53	2,344	44.2	3	NA	70	0
1973	Chapple, Dave	51	2,079	40.8	6	NA	65	1
1974	Burke, Mike	46	1,701	37.0	4	NA	51	0
1975	Carrell, Duane	73	2,874	39.4	9	NA	57	0
1976	Jackson, Rusty	77	3,006	39.0	6	16	61	0
1977	Walker, Glen	73	2,568	35.2	8	11	56	0
1978	Walker, Glen	83	3,069	37.0	5	26	61	2
1979	Clark, Ken	93	3,731	40.1	7	17	60	2
1980	Corral, Frank	76	3,004	39.5	5	15	65	1
1981	Corral, Frank	89	3,735	42.0	3	19	67	0
1982	Misko, John	45	1,961	43.6	2	10	59	1
1983	Misko, John	82	3,301	40.3	12	18	67	0
1984	Misko, John	74	2,866	38.7	9	21	58	0
1985	Hatcher, Dale	87	3,761	43.2	6	32	67	1
1986	Hatcher, Dale	97	3,740	38.6	5	26	57	0
1987	Hatcher, Dale	76	3,140	41.3	4	19	62	0
1988	Hatcher, Dale	36	1,424	39.6	1	13	54	0
1989	Hatcher, Dale	73	2,834	38.8	7	15	54	1
1990	English, Keith	68	2,663	39.2	2	8	58	1
1991	Hatcher, Dale	63	2,403	38.1	5	16	52	0
1992	Bracken, Don	76	3,122	41.1	4	20	59	0
1993	Landeta, Sean	42	1,825	43.5	7	7	66	0
1994	Landeta, Sean	78	3,494	44.8	9	23	62	0
1995	Landeta, Sean	83	3,679	44.3	12	23	63	0
1996	Landeta, Sean	78	3,491	44.8	9	23	70	0

Bold denotes rookie

FIELD GOALS

Year	Player	Att.	Made	Pct.	Long
1946	Waterfield, Bob	11	6	.545	37
1947	Waterfield, Bob	16	7	.437	45
1948	Waterfield, Bob	11	6	.545	47
1949	Waterfield, Bob	17	9	.529	42
1950	Waterfield, Bob	14	7	.500	46
1951	Waterfield, Bob	23	13	.565	47
1952	Waterfield, Bob	19	11	.579	45
1953	Agajanian, Ben	23	10	.434	47
1954	Agajanian, Ben	25	13	.520	41
1955	Richter, Les	15	10	.667	41
1956	Richter, Les	15	8	.533	32
1957	Cothren, Paige	19	11	.579	44
1958	Cothren, Paige	25	14	.560	43
1959	Michaels, Lou	17	8	.470	40
1960	Villanueva, Danny	19	12	.631	36
1961	Villanueva, Danny	27	13	.481	38
1962	Villanueva, Danny	20	10	.500	51
1963	Villanueva, Danny	17	9	.529	47
1964	Gossett, Bruce	24	18	.750	44
1965	Gossett, Bruce	26	15	.577	49
1966	Gossett, Bruce	49	28	.571	48
1967	Gossett, Bruce	43	20	.465	47
1968	Gossett, Bruce	31	17	.548	37
1969	Gossett, Bruce	34	22	.647	44
1970	Ray, David	29	45	.644	46

1971	Ray, David	29	18	.620	49
1972	Ray, David	41	24	.585	45
1973	Ray, David	47	30	.638	49
1974	Ray, David	31	25	.806	48
1975	Dempsey, Tom	26	21	.808	51
1976	Dempsey, Tom	26	17	.654	49
1977	Septien, Rafael	30	18	.600	45
1978	Corral, Frank	43	29	.674	48
1979	Corral, Frank	25	13	.520	49
1980	Corral, Frank	30	16	.533	47
1981	Corral, Frank	26	17	.654	44
1982	Lansford, Mike	15	9	.600	39
1983	Nelson, Chuck	11	5	.455	41
1984	Lansford, Mike	33	25	.758	50
1985	Lansford, Mike	29	22	.759	52
1986	Lansford, Mike	24	17	.708	50
1987	Lansford, Mike	21	17	.810	48
1988	Lansford, Mike	32	24	.750	49
1989	Lansford, Mike	30	23	.767	48
1990	Lansford, Mike	24	15	.625	46
1991	Zendejas, Tony	17	17	1.00	50
1992	Zendejas, Tony	20	15	.750	49
1993	Zendejas, Tony	23	16	.696	54
1994	Zendejas, Tony	23	18	.783	47
1995	Biasucci, Dean	12	9	.750	51
1996	Lohmiller, Chip	25	21	.840	50

Bold denotes rookie

SCORING

Year	Player	TDR	TDP	TDRT	PAT	FG	TP
1946	Waterfield, Bob	1	0	0	37-37	6-11	61
1947	Waterfield, Bob	1	0	0	27-30	7-16	54
1948	Waterfield, Bob	0	0	0	38-44	6-11	56
1949	Waterfield, Bob	1	0	0	43-46	9-17	77
1950	Waterfield, Bob	1	0	0	54-58	7-14	91
1951	Hirsch, Elroy (WR-RB)	0	17	0	0-0	0-0	102
1952	Waterfield, Bob	1	0	0	44-45	11-19	83
1953	Agajanian, Ben	0	0	0	36-37	10-23	66
1954	Towler, Dan (RB)	11	0	0	0-0	0-0	66
1955	Richter, Les	0	0	0	30-31	13-22	69
1956	Richter, Les	0	0	0	36-38	8-15	60
1957	Cothren, Paige	0	0	0	38-39	11-19	71
1958	Cothren, Paige	0	0	0	42-43	14-25	84
1959	Shofner, Del (WR)	0	7	0	0-0	0-0	42
1960	Villanueva, Danny	0	0	0	28-28	12-19	64
1961	Villanueva, Danny	0	0	0	32-32	13-27	71
1962	Villanueva, Danny	0	0	0	26-27	10-20	56
1963	Villanueva, Danny	0	0	0	25-26	9-17	52
1964	Gossett, Bruce	0	0	0	31-32	18-24	85
1965	Gossett, Bruce	0	0	0	30-32	15-26	75
1966	Gossett, Bruce	0	0	0	29-29	28-49	113
1967	Gossett, Bruce	0	0	0	48-48	20-43	108
1968	Gossett, Bruce	0	0	0	37-37	17-31	88
1969	Gossett, Bruce	0	0	0	36-36	22-34	102
1970	Ray, David	0	0	0	34-34	29-45	121
1971	Ray, David	0	0	0	37-37	18-29	91
1972	Ray, David	0	0	0	31-31	24-41	103
1973	Ray, David	0	0	0	40-42	30-47	130

1974	Ray, David.....	0	0	25-31	9-16	52	
1975	Dempsey, Tom	0	0	31-36	21-26	94	
1976	Dempsey, Tom	0	0	36-44	17-26	87	
1977	Septien, Rafael	0	0	32-35	18-30	86	
1978	Corral, Frank	0	0	31-33	29-43	118	
1979	Corral, Frank	0	0	36-39	13-25	75	
1980	Corral, Frank	0	0	51-52	16-30	99	
1981	Tyler, Wendell (RB)	12	5	0	0-0	102	
1982	Tyler, Wendell (RB)	9	4	0	0-0	78	
1983	Dickerson, Eric (RB)	18	2	0	0-0	120	
1984	Lansford, Mike	0	0	0	37-38	25-33	112
1985	Lansford, Mike	0	0	0	38-39	22-29	104
1986	Lansford, Mike	0	0	0	34-35	17-24	85
1987	Lansford, Mike	0	0	0	36-38	17-21	87
1988	Lansford, Mike	0	0	0	45-48	24-32	117
1989	Lansford, Mike	0	0	0	51-51	23-30	120
1990	Gary, Cleveland (RB)	14	1	0	0-0	90	
1991	Zendejas, Tony	0	0	0	25-26	17-17	76
1992	Zendejas, Tony	0	0	0	38-38	15-20	83
1993	Zendejas, Tony	0	0	0	23-25	16-23	71
1994	Zendejas, Tony	0	0	0	28-28	18-23	82
1995	Bruce, Isaac (WR)	0	13	0	1-1*	0-0	80
1996	Lohmiller, Chip	0	0	0	28-29	21-25	91

* 2-point Conversion

Bold denotes rookie

KICKOFF RETURNS

Year	Player	No.	Yards	Avg.	LG	TD
1946	Gehrke, Fred	8	186	23.2	28	0
1947	Harmon, Tom	9	208	23.1	34	0
1948	Gehrke, Fred	17	464	27.3	92t	1
1949	Kalmanir, Tom	18	403	22.4	57	0
1950	Smith, V.T.	22	742	33.7	97t	3
1951	Davis, Glenn	9	179	19.9	33	0
1952	Quinlan, Skeet	17	440	25.9	56	0
1953	Lewis, Woodley	32	830	25.9	69	0
1954	Lewis, Woodley	34	836	24.6	88t	1
1955	Waller, Ron	17	461	27.1	39	0
1956	Wilson, Tom	15	477	31.8	103t	1
1957	Arnett, Jon	18	504	28.0	98t	1
1958	Arnett, Jon	16	331	20.7	32	0
1959	Matson, Ollie	16	367	22.9	48	0
1960	Arnett, Jon	17	416	24.5	43	0
1961	Bass, Dick	23	698	30.3	64	0
1962	Atkins, Pervis	28	676	24.1	41	0
1963	Shannon, Carver	28	823	29.4	99t	1
1964	Shannon, Carver	18	442	24.6	40	0
1965	Smith, Bob	17	451	26.9	56	0
1966	Williams, Clarence	15	420	28.0	81	0
1967	Ellison, Willie	13	340	26.2	58	0
1968	Smith, Ron	26	718	27.6	94t	1
1969	Smith, Ron	27	585	21.6	37	0
1970	Haymond, Alvin	35	1,022	29.2	98t	1
1971	Williams, Travis	25	743	29.7	105t	1
1972	Ellison, Willie	14	345	24.6	32	0
1973	Bryant, Cullen	13	369	28.4	93	1

1974	Bryant, Cullen.....	23	617	26.8	84	1
1975	McGee, Willie	17	404	23.8	46	0
1976	Bryant, Cullen.....	16	459	28.7	90	1
1977	Tyler, Wendell	24	523	21.8	27	0
1978	Latin, Jerry	22	467	21.2	41	0
1979	Hill, Drew	40	803	20.1	39	0
1980	Hill, Drew	43	880	20.5	98t	1
1981	Hill, Drew	60	1,170	19.5	50	0
1982	Redden, Barry	22	502	22.8	85	0
1983	Redden, Barry	18	358	18.8	43	0
1984	Redden, Barry	23	530	23.0	40	0
1985	Brown, Ron	28	918	32.8	98t	3
1986	Brown, Ron	36	794	22.1	55	0
1987	Brown, Ron	27	581	21.5	95t	1
1988	Brown, Ron	19	401	21.1	73	0
1989	Brown, Ron	47	968	20.6	74	0
1990	Green, Gaston	25	560	22.4	99t	1
1991	Turner, Vernon	24	457	19.0	36	0
1992	Turner, Vernon	29	569	19.6	35	0
1993	Boykin, Deral	13	216	16.6	35	0
1994	Lang, David	27	626	23.2	57	0
1995	Thomas, J.T.	32	752	23.5	46	0
1996	Thomas, J.T.	30	643	21.4	43	0

Bold denotes rookie

PUNT RETURNS

Year	Player	No.	FC	Yards	Avg.	LG	TD
1946	Gehrke, Fred	8	NA	59	7.3	20	0
1947	Harmon, Tom	27	NA	392	14.5	88t	1
1948	Horvath, Les	13	NA	203	15.6	27	0
1949	Smith, V.T.	27	NA	427	15.8	85t	1
1950	Smith, V.T.	22	NA	218	9.9	30	0
1951	Smith, V.T.	12	NA	139	11.6	37	0
1952	Lewis, Woodley	19	NA	351	18.5	83t	2
1953	Lewis, Woodley	35	NA	267	7.6	78	1
1954	Lewis, Woodley	22	NA	82	3.7	16	0
1955	Waller, Ron	14	NA	60	4.3	21	0
1956	Sherman, Will	12	NA	100	8.3	76	1
1957	Arnett, Jon	14	NA	85	6.1	22	0
1958	Arnett, Jon	18	NA	223	12.4	58	0
1959	Arnett, Jon	17	NA	184	10.8	71t	1
1960	Bass, Dick	11	NA	62	5.6	22	0
1961	Arnett, Jon	10	NA	75	7.5	17	0
1962	Atkins, Pervis	11	5	94	8.5	45	0
1963	Shannon, Carver	15	11	132	8.8	29	0
1964	Shannon, Carver	15	6	81	5.4	22	0
1965	Stiger, Jim	13	2	106	8.2	22	0
1966	Stiger, Jim	33	7	259	7.8	49	0
1967	Cross, Irv	17	6	136	8.0	39	0
1968	Meador, Ed	17	15	136	8.0	40	0
1969	Haymond, Alvin	33	8	435	13.2	52	0
1970	Haymond, Alvin	53	15	376	7.1	30	0
1971	Haymond, Alvin	24	11	123	5.1	28	0
1972	Bertelsen, Jim	16	3	232	14.5	60	0
1973	Bertelsen, Jim	26	10	259	10.0	34	0
1974	Bertelsen, Jim	11	4	132	12.0	19	0
1975	Bertelsen, Jim	11	1	143	13.0	38	0

1976	Bryant, Cullen	29	2	321	11.1	25	0
1977	Bryant, Cullen	20	1	141	7.1	26	0
1978	Wallace, Jackie	52	5	618	11.9	58	0
1979	Brown, Eddie	56	19	332	5.9	30	0
1980	Irvin, LeRoy	42	7	296	7.0	26	0
1981	Irvin, LeRoy	46	6	615	13.4	84t	3
1982	Irvin, LeRoy	22	1	243	11.0	63t	1
1983	Ellard, Henry	16	4	217	13.6	72t	1
1984	Ellard, Henry	30	3	403	13.4	83t	2
1985	Ellard, Henry	37	9	501	13.5	80t	1
1986	Ellard, Henry	14	11	127	9.1	20	0
1987	Ellard, Henry	15	6	107	7.1	29	0
1988	Hicks, Clifford	25	0	144	5.8	13	0
1989	Henley, Darryl	29	19	273	9.4	25	0
1990	Henley, Darryl	19	4	195	10.3	26	0
1991	Turner, Vernon	23	4	201	8.7	29	0
1992	Turner, Vernon	28	6	207	7.4	23	0
1993	Buchanan, Richard	8	1	41	5.1	12	0
1994	Bailey, Johnny	19	4	153	8.1	24	0
1995	Kinchen, Todd	53	7	416	7.8	27	0
1996	Kennison, Eddie	29	16	643	14.6	78t	2

Bold denotes rookie

INTERCEPTIONS

Year	Player	No.	Yards	Avg.	LG	TD
1946	Waterfield, Bob	5	72	14.4	28	0
1947	Harmon, Tom	8	136	17.0	36	1
1948	Naumetz, Fred	4	75	18.8	68	0
1949	Sims, George	9	78	8.7	27	1
1950	Lewis, Woodley	12	275	22.9	36	0
1951	Hecker, Norb	3	74	24.7	36	0
1952	Lane, Dick	14	298	21.3	80t	2
1953	Hecker, Norb	7	91	13.0	24	0
1954	Sherman, Will	6	70	11.7	28	0
1955	Sherman, Will	11	101	9.2	36	0
1956	Sherman, Will	4	122	30.5	95t	1
1957	Richter, Les	4	60	15.0	25	0
1958	Burroughs, Don	7	72	10.3	46	0
1959	Meador, Ed	3	3	1.0	3	0
1960	Britt, Charley	5	117	23.4	73t	1
1961	Crow, Lindon	6	117	19.5	31	0
1962	Crow, Lindon	5	100	20.0	65t	1
1963	Meador, Ed	6	38	6.3	20	0
1964	Richardson, Jerry	5	146	29.2	41	0
1965	Martin, Aaron	2	60	30.0	37t	1
1966	Williams, Clarence	8	97	12.1	32t	1
1967	Meador, Ed	8	103	12.9	30t	2
1968	Williams, Clarence	7	51	7.3	36	0
1969	Meador, Ed	5	97	19.4	38t	2
1970	Williams, Clarence	5	108	21.6	65t	1
1971	Howard, Gene	6	99	16.5	35	0
1972	Nettles, Jim	6	168	28.0	43	0
1973	Stukes, Charlie	5	104	20.8	42	0
1974	Elmendorf, Dave	7	186	26.6	57	2
1975	Simpson, Bill	6	90	15.0	29	0
1976	Jackson, Monte	10	173	17.3	46	3
1977	Simpson, Bill	6	157	26.2	42	0

1978	Perry, Rod	8	117	14.6	44t	3
1979	Cromwell, Nolan	5	109	21.8	34	0
1980	Cromwell, Nolan	8	140	17.5	34	1
1981	Cromwell, Nolan	5	94	18.8	94t	1
1982	Perry, Rod	3	57	19.0	33	0
1983	Collins, Kirk	5	113	22.6	58	0
1984	Irvin, LeRoy	5	166	33.2	81t	2
1985	Green, Gary	6	84	14.0	41t	1
1986	Gray, Jerry	8	101	12.6	28	0
1987	Irvin, LeRoy	2	47	23.5	47t	1
1988	Johnson, Johnnie	4	18	4.5	11	0
1989	Gray, Jerry	6	48	8.0	27t	1
1990	Humphery, Bobby	4	52	13.0	44t	1
1991	Gray, Jerry	3	83	27.7	59t	1
1992	Henley, Darryl	4	41	10.3	25	0
1993	Bailey, Robert	2	41	20.5	41	0
1994	Pope, Marquez	3	66	22.0	51	0
1995	Wright, Toby	6	79	13.2	27	0
1996	Lyle, Keith	9	152	16.9	68	0

Bold denotes rookie

TACKLES

Year	Player	Solo	Assists	Total
1962	McKeever, Marlin (LB)	58	31	89
1963	Pardee, Jack (LB)	46	25	71
1964	Jones, David (DE)	75	22	97
1965	Jones, David (DE)	68	27	95
1966	Jones, David (DE)	98	14	112
1967	Jones, David (DE)	100	39	139
1968	Jones, David (DE)	87	23	110
1969	Jones, David (DE)	59	55	114
1970	Pottios, Myton (LB)	62	26	88
1971	McKeever, Marlin (LB)	76	32	108
1972	Robinson, Isiah (LB)	59	23	82
1973	Reynolds, Jack (LB)	58	28	86
1974	Reynolds, Jack (LB)	72	29	101
1975	Reynolds, Jack (LB)	74	38	112
1976	Reynolds, Jack (LB)	89	31	120
1977	Elmendorf, Dave (S)	59	35	94
1978	Youngblood, Jim (LB)	80	43	120
1979	Reynolds, Jack (LB)	83	61	144
1980	Reynolds, Jack (LB)	81	38	119
1981	Ekern, Carl (LB)	85	46	131
1982	Andrews, George (LB)	47	20	67
1983	Ekern, Carl (LB)	94	36	130
1984	Collins, Jim (LB)	142	43	185
1985	Collins, Jim (LB)	103	37	140
1986	Newsome, Vince (S)	91	22	113
1987	Collins, Jim (LB)	78	12	90
1988	Ekern, Carl (LB)	64	29	93
1989	Newsome, Vince (S)	64	25	89
1990	Newsome, Vince (S)	74	18	92
1991	Kelm, Larry (LB)	88	17	105
1992	Greene, Kevin (LB)	75	12	87
1993	Phifer, Roman (LB)	96	21	117
1994	Conlan, Shane (LB)	82	24	106
1995	Phifer, Roman (LB)	106	43	149
1996	Phifer, Roman (LB)	123	47	170

INDIVIDUAL RECORDS



Number of Games Played in Season

1946:	11 games	1987:	15 games
1947-59:	12 games	1978-86:	16 games
1960-77:	14 games	1988-96:	16 games
1982:	9 games		

*NFL Record †Ties NFL Record

SERVICE

Most Seasons

20	Jackie Slater, 1976-1995
15	Charlie Cowan, 1961-1975
	Joe Scibelli, 1961-1975
	Merlin Olsen, 1962-1976
14	Jack Youngblood, 1971-1984
	Doug Smith, 1978-1991

Most Games Played

259	Jackie Slater, 1976-1995
208	Merlin Olsen, 1962-1976
206	Charlie Cowan, 1961-1975
202	Jack Youngblood, 1971-1984
	Joe Scibelli, 1961-1975

Most Consecutive Games Played

201	Jack Youngblood, 1971-1984
198	Merlin Olsen, 1962-1976
184	Tom Mack, 1966-1978
176	Rich Saul, 1970-1981
159	Ed Meador, 1959-1970

SCORING

Most Seasons Leading Team

6	Bob Waterfield, 1946-52
6	Bruce Gossett, 1964-69
	Mike Lansford, 1982-90
5	David Ray, 1969-74

Most Consecutive Seasons Leading Team

6	Bruce Gossett, 1964-69
	Mike Lansford, 1982-90
5	Bob Waterfield, 1946-52
	David Ray, 1969-74

POINTS

Career

789	Mike Lansford, 1982-1990 (315-pat, 158-fg)
573	Bob Waterfield, 1945-1952 (13-td, 315-pat, 60-fg)
571	Bruce Gossett, 1964-1969 (120-pat, 211-fg)

Season

130	David Ray, 1973 (30 fg, 40 pat)
121	David Ray, 1970 (29 fg, 34 pat)
120	Mike Lansford, 1989 (23 fg, 51 pat)
	Eric Dickerson, 1983 (20 td)

Season, Rookie

120	Eric Dickerson, 1983 (20 td)
118	Frank Corral, 1978 (31-pat, 29-fg)
86	Rafael Septien, 1977 (32-pat, 18-fg)

Game

24	Bob Shaw, vs. Washington, 12/11/49 (4 TDs)
	Elroy Hirsch, vs. N.Y. Yanks, 9/18/51 (4 TDs)
	Harold Jackson, vs. Dallas, 10/14/73 (4 TDs)

Game, Opponent

26	Gordy Soltau, @ San Francisco, 10/28/51 (3 TDs, 1 FG, 5 PAT)
24	Lenny Moore, @ Baltimore, 10/16/60 (4TDs)
	Ron Moore, @ Phoenix, 12/4/93 (4TDs)

TOUCHDOWNS

Career

58	Eric Dickerson, 1983-1987 (56-r, 2-p)
55	Elroy Hirsch, 1949-57 (53-p, 2-r)
52	Henry Ellard, 1983-1992 (48-p, 4-ret)
45	Jim Banton, 1938-1940, 1942, 1944-1947 (42-p, 3-r)
	Jack Snow, 1965-1975 (45-p)

Season

20	Eric Dickerson, 1983 (18-r, 2-p)
18	Greg Bell, 1988 (16-r, 2-p)
17	Elroy Hirsch, 1951 (17-p)
	Wendell Tyler, 1981 (12-r, 5-p)

Game

4	Bob Shaw, vs. Washington, 12/11/49 (4-r)
	Elroy Hirsch, vs. N.Y. Yanks, 9/18/51 (4-p)
	Harold Jackson, vs. Dallas, 10/14/73 (4-p)

Game, Opponent

4	Lenny Moore, @ Baltimore, 10/16/60 (4-r)
	Ron Moore, @ Phoenix, 12/4/93 (4-r)

Most Consecutive Games Scoring Touchdown

11	Elroy Hirsch, 1950-51
----	-----------------------

POINTS AFTER TOUCHDOWNS

Most Attempted, Career

336	Bob Waterfield, 1945-1952
325	Mike Lansford, 1982-1990
215	Bruce Gossett, 1964-1969

Most Attempted, Season

58	Bob Waterfield, 1950
52	Frank Corral, 1980
51	Mike Lansford, 1989

Most Attempted, Game

9	Bob Waterfield vs. Balt., 10/22/50
---	------------------------------------

Most Made, Career

- 315 Bob Waterfield, 1945-1952
Mike Lansford, 1982-1990
- 211 Bruce Gossett, 1964-1969

Most Made, Season

- 54 Bob Waterfield, 1950
- 51 Mike Lansford, 1989
Frank Corral, 1980

Most Made, Game

- 19 Bob Waterfield, vs. Baltimore., 10/22/50
- 8 Paige Cothren, vs. San Francisco, 11/9/58
- 7 Bob Waterfield, @ N.Y. Giants, 11/14/48
Bruce Gossett, vs. N.Y. Giants, 11/13/66

Game, Opponent

- 8 Tom Feamster, @ Baltimore, 11/25/56
- 7 Ray Werching, @ San Francisco, 12/27/87

Most Consecutive Made

- 165 Bruce Gossett, 1965-69
- 102 David Ray, 1970-72
- 87 Frank Corral, 1980-81

Highest Percentage Made, Career (100 attempts)

- 98.2 Danny Villanueva, 1960-63 (111-113)
- 98.1 Bruce Gossett, 1964-69 (211-215)
- 97.4 Tony Zendejas, 1991-94 (114-117)

Most Made, No Misses, Season

- 51 Mike Lansford, 1989
- 48 Bruce Gossett, 1967
- 38 Tony Zendejas, 1992

TWO POINT CONVERSIONS**Most Two Point Conversions, Career**

- 2 Jerome Bettis, 1993-95
- 1 Isaac Bruce, 1994-96
Johnny Bailey, 1994-95
Tony Banks, 1996
Harold Green, 1996

Most Two Point Conversions, Season

- 2 Jerome Bettis, 1994

Most Two Point Conversions, Game

- 1 Six times, Last by Harold Green,
@ Baltimore, 10/27/96 (run)

Most Two Point Conversions, Opponent, Season

- 2 Terance Mathis, Atlanta, 1994

Most Two Point Conversions, Opponent, Game

- 1 Five times, Last by Derrick Alexander
@ Baltimore, 10/27/96 (pass)

FIELD GOALS**Most Attempted, Career**

- 217 Mike Lansford, 1982-90
- 207 David Gossett, 1964-69
- 175 David Ray, 1969-74

Most Attempted, Season

- 49 Bruce Gossett, 1966
- 47 David Ray, 1973
- 45 David Ray, 1970

Most Attempted, Game

- 5 Bob Waterfield, vs. Detroit, 12/9/51

Most Attempted, Opponent/Game

- 7 Rich Karlis, @ Minnesota, 11/5/89

Most Made, Career

- 158 Mike Lansford, 1982-1990
- 120 Bruce Gossett, 1964-1969
- 110 David Ray, 1969-1974

Most Made, Season

- 30 David Ray, 1973
- 29 David Ray, 1970
Frank Corral, 1978

Most Made, Season, Rookie

- 29 Frank Corral, 1978
- 18 Rafael Septien, 1977

Most Made, Game

- 5 Bob Waterfield, vs. Detroit, 12/9/51
- 4 20 times, Last by Chip Lohmiller,
vs. Cincinnati, 9/1/96

Most Made, Opponent, Game

- 7 Rich Karlis, @ Minnesota, 11/5/89

Most Consecutive Field Goals Made

- 17 Tony Zendejas, 1991
- 13 Mike Lansford, 1984
- 12 Tony Zendejas, 1994

Most Consecutive Games Made

- 20 David Ray, 1970-71
- 19 Bruce Gossett, 1967-68
- 17 David Ray, 1972-74

Longest Field Goal

- 54 Tony Zendejas, vs. Pittsburgh, 9/12/93
- 53 Tony Zendejas, vs. New Orleans, 10/3/93
- 52 Tony Zendejas, @ N.Y. Giants, 9/19/93
Tony Zendejas, @ Atlanta, 10/14/93
Mike Lansford, vs. Atlanta, 9/29/85
Mike Lansford, vs. Los Angeles Raiders, 12/23/85

Longest Field Goal, Opponent

- 54 Steve Mike-Mayer, vs. San Francisco, 11/9/75
- 53 Eddie Murray, @ Detroit, 12/6/87
Chris Jacke, @ Green Bay, 9/9/90

Most Made, 50 or More Yards, Career

- 8 Tony Zendejas, 1991-94
- 4 Mike Lansford, 1982-90

Most Made, 50 or More Yards, Season

- 6 Tony Zendejas, 1993
- 4 Mike Lansford, 1985

Most Made, 50 or More Yards, Game

- 2 Tony Zendejas, vs. Pitt., 9/12/93

Highest Field Goal Percentage, Career (50 attempts)

- 79.5 Tony Zendejas, 1991-94 (66-83)
- 73.1 Tom Dempsey, 1975-76 (38-52)
- 72.8 Mike Lansford, 1982-90 (158-217)

Highest Field Goal Percentage, Season,

- 100.0 Tony Zendejas, 1991 (17-17)
- 84.0 Chip Lohmiller, 1996 (21-25)
- 81.0 Mike Lansford, 1987 (17-21)
- 80.8 Tom Dempsey, 1975 (21-26)

SAFETIES

Most, Career

- 3 Kevin Greene, 1985-1992
- 2 Fred Dryer, 1972-1981
- Jack Youngblood, 1971-84
- Kevin Carter, 1995-96

Most, Season

- †2 Fred Dryer, 1973

Most, Game

- *2 Fred Dryer, vs. Green Bay, 10/21/73
- 1 By many. Last by Kevin Carter, vs. Green Bay, 11/24/96

RUSHING

Most Seasons Leading Team

- 5 Lawrence McCutcheon, 1973-77
- 4 Dick Bass, 1962-66
- Eric Dickerson, 1983-86

Most Consecutive Seasons Leading Team

- 5 Lawrence McCutcheon, 1973-77
- 4 Eric Dickerson, 1983-86

ATTEMPTS

Career

- 1,525 Eric Dickerson, 1983-1987
- 1,435 Lawrence McCutcheon, 1973-1979
- 1,218 Dick Bass, 1960-1969

Season

- 404 Eric Dickerson, 1986
- 390 Eric Dickerson, 1983
- 379 Eric Dickerson, 1984

Season, Rookie

- 390 Eric Dickerson, 1983
- 294 Jerome Bettis, 1993
- 193 Lawrence Phillips, 1996

Game

- 39 Jerome Bettis, vs. Chicago, 1/2/94
- 38 Eric Dickerson, @ St. Louis, 9/7/86
- 36 Charles White, @ Philadelphia, 9/15/85

Game, Opponent

- 41 Rodney Hampton, @ N.Y. Giants, 9/19/93
- Gerald Riggs, @ Atlanta, 11/17/85
- 35 Lynn Cain, Atlanta, 10/7/84
- Gerald Riggs, Atlanta, 10/12/86

YARDS GAINED

Career

- 7,245 Eric Dickerson, 1983-1987
- 6,186 Lawrence McCutcheon, 1973-1979
- 5,417 Dick Bass, 1960-1969

Season

- *2,105 Eric Dickerson, 1984
- 1,821 Eric Dickerson, 1986
- 1,808 Eric Dickerson, 1983

Season, Rookie

- 1,808 Eric Dickerson, 1983

1,429 Jerome Bettis, 1993

716 Ron Waller, 1955

Game

- 247 Willie Ellison, vs. New Orleans, 12/5/71
- 223 Tom Wilson, vs. Green Bay, 12/16/56
- 221 Greg Bell, vs. Green Bay, 9/24/89

Game, Rookie

- 223 Tom Wilson, vs. Green Bay, 12/16/56
- 212 Jerome Bettis, @ New Orleans, 12/12/93
- 199 Eric Dickerson, vs. Detroit, 10/2/83

Game, Opponent

- 237 Jim Brown, @ Cleveland, 11/24/57
- 196 Steve Van Buren, Philadelphia, 12/18/49
- 190 Roger Craig, San Francisco, 10/16/87

Longest Run (All TDs)

- 92 Kenny Washington, @ Chicago Cards., 11/2/47
- 85 Eric Dickerson, @ N.Y. Jets, 9/25/83
- 84 Tom Harmon, @ Chicago Bears, 10/13/46

Longest Run, Opponents

- 65 Ernie Wheelwright, @ Atlanta, 9/11/66
- 56 Dave Hampton, @ Atlanta, 10/1/72

Most Seasons, 1,000 or More Yards

- 4 Eric Dickerson, 1983-86
- 4 Lawrence McCutcheon, 1973-74, 1976-77
- 2 Dick Bass, 1962, 1966
- Wendell Tyler, 1979, 1981
- Greg Bell, 1988-89
- Jerome Bettis, 1993-94

Most Consecutive Seasons, 1,000 or More Yards

- 4 Eric Dickerson, 1983-86
- 2 Lawrence McCutcheon, 1973-74, 1976-77
- Greg Bell, 1988-89
- Jerome Bettis, 1993-94

Most Games, 100 or More Yards, Career

- 38 Eric Dickerson, 1983-87
- 22 Lawrence McCutcheon, 1972-79
- 11 Jerome Bettis, 1993-94

Most Games, 100 or More Yards, Season

- 11 Eric Dickerson, 1984
- 9 Eric Dickerson, 1983
- 7 Jerome Bettis, 1993

Most Consecutive Games, 100 or More Yards

- 6 Eric Dickerson, 1984
- 5 Eric Dickerson, 1986
- 4 Eric Dickerson, 1983, 1984
- Jerome Bettis, 1994

AVERAGE GAIN

Career (500 att.)

- 5.18 Dan Towler, 1950-1955 (674-3,493)
- 4.83 Paul (Tank) Younger, 1949-57 (682-3,296)
- 4.75 Eric Dickerson, 1983-87 (1,525-7,245)

Season (Qualifiers)

- 7.40 Kenny Washington, 1947 (60-444)
- 7.26 Skeet Quinlan, 1953 (97-705)
- 6.77 Dan Towler, 1951 (126-854)

Game (10 att.)

- 14.6 Dan Towler, @ Baltimore, 11/22/53 (14-205)
- 13.2 Kenny Washington, @ Chicago Cards., 11/2/47 (11-145)
- 13.1 Dan Towler, @ Green Bay, 10/21/51 (11-144)

TOUCHDOWNS**Career**

- 56 Eric Dickerson, 1983-87
- 44 Dan Towler, 1950-55
- 34 Dick Bass, 1960-69

Seasons

- 18 Eric Dickerson, 1983
- 16 Greg Bell, 1988
- 15 Greg Bell, 1989

Season, Rookie

- 18 Eric Dickerson, 1983
- 7 Jerome Bettis, 1993
- 6 Dan Towler, 1952

Game

- 3 Many times, last by David Lang vs. Atlanta, 12/27/92

Game, Opponent

- 4 Lenny Moore, @ Baltimore, 10/16/60
- Ron Moore, @ Phoenix, 12/4/93

PASSING**Most Seasons Leading Team**

- 9 Roman Gabriel, 1963-72
- 8 Jim Everett, 1986-92

Most Consecutive Seasons Leading Team

- 9 Roman Gabriel, 1963-72
- 8 Jim Everett, 1986-92

RATING**Highest, Career (1,000 att.)**

- 78.1 Jim Everett, 1986-93
- 75.8 Vince Ferragamo, 1977-80, 1982-84
- 74.7 Norm Van Brocklin, 1949-57

Highest, Season (Qualifiers)

- 90.6 Jim Everett, 1989
- 89.8 James Harris, 1976
- 89.7 Vince Ferragamo, 1980

Season, Rookie (Qualifiers)

- 81.8 Dieter Brock
- 71.0 Tony Banks, 1996

ATTEMPTS**Career**

- 3,313 Roman Gabriel, 1962-1972
- 3,277 Jim Everett, 1986-1993
- 1,897 Norm Van Brocklin, 1949-1957

Season

- 554 Jim Everett, 1990
- 518 Jim Everett, 1989
- 517 Jim Everett, 1988

Season, Rookie

- 368 Tony Banks, 1996
- 365 Dieter Brock, 1985
- 223 Bill Munson, 1964
- 208 Parker Hall, 1939

Game

- 55 Mark Rypien, vs. Buffalo, 12/10/95
- 53 Jim Hardy, vs. Chicago Cards, 10/31/48
- 51 Jim Everrett, @ New Orleans, 11/26/89
- Dieter Brock, vs. San Francisco, 10/27/85

Game, Opponent

- 58 Kent Graham, @ Arizona, 9/29/96
- 52 Tony Eason, vs. New England, 11/16/86
- Neil Lomax, @ St. Louis, 11/4/84
- Mark Brunell, vs. Jacksonville, 10/20/96
- 51 Lamar McHan, @ Chicago Cards, 11/30/58
- Vinnie Testaverde, @ Baltimore, 10/27/96

COMPLETIONS**Career**

- 1,847 Jim Everett, 1986-1993
- 1,705 Roman Gabriel, 1962-1972
- 1,011 Norm Van Brocklin, 1949-1957

Season

- 308 Jim Everett, 1988
- 307 Jim Everett, 1990
- 304 Jim Everett, 1989

Season, Rookie

- 218 Dieter Brock, 1985
- 192 Tony Banks, 1996
- 108 Bill Munson, 1964
- 106 Parker Hall, 1939

Game

- 35 Dieter Brock, vs. San Francisco, 10/27/85
- 34 Mark Rypien, vs. Washington, 12/17/95
- 31 Jim Everett, vs. New Orleans, 12/9/90

Game, Opponent

- 37 Richard Todd, @ N.Y. Jets, 9/25/83
- Kent Graham, @ Arizona, 9/29/96
- Mark Brunell, vs. Jacksonville, 10/20/96
- 36 Tony Eason, vs. New England, 11/16/86
- 34 Neil Lomax, @ St. Louis, 11/4/84

Consecutive Passes Completed

- 18 Jim Everett, vs. N.Y. Giants, 11/12/89
- 16 Jim Everett, vs. Kansas City, 11/10/91
- 14 Jim Everett, vs. Indianapolis, 9/27/89
- Jim Everett, @ Atlanta, 12/27/92

COMPLETION PERCENTAGE**Career (500 att.)**

- 56.7% Vince Ferragamo, 1977-1980, 1982-1984 (1,288 - 730)
- 56.4% Jim Everett, 1986-1993 (3,277-1,847)
- 55.4% James Harris, 1973-1976 (652-361)

Season (Qualifiers)

- 59.7% Dieter Brock, 1985 (365-218)
- 59.6% Jim Everett, 1988 (517-308)
- 59.4% Vince Ferragamo, 1980 (404-240)

Season, Rookie (Qualifiers)

- 59.7 Dieter Brock, 1985 (365-218)
 52.2 Tony Banks, 1996 (192-368)

Game (20 att.)

- 85.7% Jim Everett, vs. N.Y. Giants, 10/18/92 (21-18)
 83.3% Jim Everett, @ San Francisco, 10/4/92 (24-20)
 81.8% Roman Gabriel, vs. Baltimore, 12/17/67 (22-18)

YARDS GAINED**Career**

- 23,758 Jim Everett, 1986-1993
 22,223 Roman Gabriel, 1962-1972
 16,114 Norm Van Brocklin, 1949-1957

Season

- 4,310 Jim Everett, 1989
 3,989 Jim Everett, 1990
 3,964 Jim Everett, 1988

Season, Rookie

- 2,658 Dieter Brock, 1985
 2,544 Tony Banks, 1996
 1,609 Bob Waterfield, 1945
 1,533 Bill Munson, 1964

Game

- *554 Norm Van Brocklin, vs N.Y. Yanks, 9/28/51
 509 Vince Ferragamo, vs. Chicago, 12/26/82
 454 Jim Everett, @ New Orleans, 11/26/89

Game, Opponent

- 483 Boomer Esiason, vs. Cincinnati, 10/7/90
 462 Steve Young, vs. San Francisco, 11/28/93
 446 Richard Todd, @ N.Y. Jets, 9/25/83

Most Seasons, 3,000 or More Passing Yards

- 5 Jim Everett, 1988-92
 2 Vince Ferragamo, 1980, 1983

Most Games, 300 or More Passing Yards, Career

- 20 Jim Everett, 1986-93
 5 Norm Van Brocklin, 1949-57
 3 Vince Ferragamo, 1977-80, 1982-84
 Roman Gabriel, 1962-72
 Billy Wade, 1954-60
 Chris Miller, 1994-95
 Mark Rypien, 1995

Most Games, 300 or More Passing Yards, Season

- 5 Jim Everett, 1988, 1990
 4 Jim Everett, 1989, 1991

Most Consecutive Games, 300 or More Passing Yards

- 3 Jim Everett, 1989, 1991
 Mark Rypien, 1995

Longest Pass Completion (All TDs)

- 96 Frank Ryan, (to Matson), vs. Pittsburgh, 10/1/61
 95 Bill Munson, (to Pope), vs. Green Bay, 12/3/64
 93 Bill Wade, (to Phillips), @ Green Bay
 Roman Gabriel, (to Tucker),
 vs. San Francisco, 11/16/58

Opponent/Longest Pass Completion (All TDs)

98. Jim Hart, (to Rashad), @ St. Louis 12/10/72
 95 Joe Montana, (to Taylor), vs. San Francisco, 12/11/89
 91 Bart Starr, (to Dowler), vs. Green Bay, 12/17/60

AVERAGE GAIN**Career (500 att.)**

- 8.49 Norm Van Brocklin, 1959-57
 (1,897-16,114)
 8.01 James Harris, 1972-76 (652-5,220)
 7.39 Vince Ferragamo, 1977-80, 1982-84
 (1,288-9,376)

Season (Qualifiers)

- 10.14 Norm Van Brocklin, 1954 (260-2,637)
 9.61 Bob Waterfield, 1945 (172-1,653)
 9.24 James Harris, 1976 (158-1,460)

Game (20 att.)

- 15.40 Norm Van Brocklin, @ Chicago Bears,
 11/16/52
 15.19 Roman Gabriel, vs. San Francisco, 11/9/69
 15.03 James Harris, @ Miami, 10/3/76

TOUCHDOWNS**Career**

- 154 Roman Gabriel, 1962-1972
 142 Jim Everett, 1986-1992
 118 Norm Van Brocklin, 1949-1957

Season

- 31 Jim Everett, 1988
 30 Vince Ferragamo, 1980
 29 Jim Everett, 1989

Season, Rookie

- 16 Dieter Brock, 1985
 15 Tony Banks, 1996
 14 Bob Waterfield, 1945
 9 Bill Munson, 1964

Game

- 5 Jim Everett, @ N.Y. Giants, 9/25/88
 Vince Ferragamo, vs. San Francisco, 10/23/83
 Vince Ferragamo, vs. New Orleans, 11/2/80
 Roman Gabriel, vs. Cleveland, 12/12/65
 Norm Van Brocklin, @ N.Y. Yanks, 9/28/51
 Norm Van Brocklin, vs. Detroit, 10/29/50
 Bob Waterfield, vs. N.Y. Bulldogs,
 11/27/49

Game, Opponent

- 5 Dan Marino, vs. Miami, 12/14/86

Most Games, Four or More Touchdowns Passes, Career

- 5 Jim Everett, 1986-93
 Vince Ferragamo, 1977-80, 1982-84

Most Games, Four or More Touchdowns Passes, Season

- 4 Vince Ferragamo, 1980
 2 Jim Everett, 1990

HAD INTERCEPTED**Career**

- 128 Bob Waterfield, 1945-52
 127 Norm Van Brocklin, 1949-57
 123 Jim Everett, 1986-93

Season

- 24 Bob Waterfield, 1949
- 23 Vince Ferragamo, 1983
- 22 Bill Wade, 1958

Game

- 7 Bob Waterfield, @ Green Bay, 10/17/58
- 6 Four times, last by Bill Wade, vs. Detroit, 10/26/58

Most Consecutive Passes Attempted, None Intercepted

- 206 Roman Gabriel, 1968-1969
- 146 Chris Miller, 1994-95
- 119 Jeff Kemp, 1984

LOWEST PERCENTAGE PASSES INTERCEPTED**Career (500 att.)**

- 3.38 Roman Gabriel, 1962-72 (3,313-112)
- 3.75 Jim Everett, 1986-93 (3,277-123)
- 4.14 James Harris, 1972-76 (652-27)

Season (Qualifiers)

- 1.75 Roman Gabriel, 1969 (399-7)
- 2.46 Jeff Kemp, 1984 (284-7)
- 2.78 Pat Haden, 1977 (216-6)

Season, Rookie (Qualifiers)

- 3.56 Dieter Brock, 1985 (365-13)
- 4.07 Tony Banks, 1996 (368-15)
- 6.25 Parker Hall, 1939
- 6.73 Bill Munson, 1964 (223-15)

TIMES SACKED**Career**

- 279 Roman Gabriel, 1962-72
- 186 Jim Everett, 1986-93
- 115 Pat Haden, 1976-81

Season

- 51 Dieter Brock, 1985
- 48 Roman Gabriel, 1966
- Tony Banks, 1996
- 44 Roman Gabriel, 1963

Game

- 10 James Harris, vs. San Francisco, 10/11/76

Game, Opponent

- 9 Dave Wilson, vs. New Orleans, 11/3/85

PASS RECEIVING**RECEPTIONS****Most Seasons Leading Team**

- 9 Henry Ellard, 1984-93
- 5 Tom Faars, 1948-55
- 4 Jim Phillips, 1960-63
- Harold Jackson, 1973-77

Most Consecutive Seasons Leading Team

- 8 Henry Ellard, 1984-91
- 4 Jim Phillips, 1960-63
- 3 Tom Fears, 1948-50
- Harold Jackson, 1975-77

Career

- 593 Henry Ellard, 1983-1993
- 400 Tom Faars, 1948-1956
- 343 Elroy Hirsch, 1949-1957

Season

- 119 Isaac Bruce, 1995
- 86 Henry Ellard, 1988
- 84 Tom Fears, 1950

Season, Rookie

- 54 Eddie Kennison, 1996
- 51 Tom Fears, 1948
- 51 Eric Dickerson, 1983
- 46 Larry Smith, 1969

Game

- *18 Tom Fears, vs. Green Bay, 12/3/50
- 15 Willie Anderson, @ New Orleans, 11/26/89
- Isaac Bruce, vs. Miami, 12/24/95

Game, Opponent

- 16 Jerry Rica, @ San Francisco, 11/20/94
- Keenan McCardell, vs. Jacksonville, 10/20/96
- 13 Larry Centers, @ Arizona, 9/29/96
- 12 Andre Rison, @ Atlanta, 9/11/94

Most Consecutive Games, Pass Reception

- 81 Henry Ellard, 1986-1992
- 68 Jim Phillips, 1958-1963
- 51 Tom Fears, 1947-1951

Most Seasons 50 or More Pass Receptions

- 7 Henry Ellard, 1985, 1987-1991, 1993
- 3 Tom Fears, 1948-50
- 2 Elroy Hirsch, 1951, 1953

YARDS**Most Seasons Leading Team**

- 9 Henry Ellard, 1984-93
- 5 Tom Fears, 1948-55
- 4 Jim Phillips, 1960-63
- Harold Jackson, 1973-77

Most Consecutive Seasons Leading Team

- 8 Henry Ellard, 1984-91
- 4 Jim Phillips, 1960-63
- 3 Tom Fears, 1948-50
- Harold Jackson, 1975-77

Career

- 9,761 Henry Ellard, 1983-1993
- 6,289 Elroy Hirsch, 1949-1957
- 6,012 Jack Snow, 1965-1975
- 5,397 Tom Fears, 1948-1956

Season

- 1,781 Isaac Bruce, 1995
- 1,495 Elroy Hirsch, 1951
- 1,414 Henry Ellard, 1988

Season, Rookie

- 924 Eddie Kennison, 1996
- 786 Bucky Pope, 1964
- 698 Tom Fears, 1948
- 650 Leon Clarke, 1956

Game
 *336 Willie Anderson, @ New Orleans, 11/26/89
 303 Jim Benton, @ Detroit, 11/22/45
 238 Harold Jackson, vs. Dallas, 10/14/73

Game, Rookie
 226 Eddie Kennison, @ Atlanta, 12/15/96
 208 Jim Phillips, @ Green Bay, 11/16/58

Game, Opponent
 286 John Taylor, vs. San Francisco, 12/11/89
 257 Billy Wilson, vs. San Francisco, 10/3/54
 241 Jerry Rice, @ San Francisco, 12/9/85

Longest Pass Reception (All TDs)
 96 Ollie Matson, (from Ryan), vs. Pittsburgh, 10/1/61
 95 Bucky Pope, (from Munson), vs. Green Bay, 12/13/64
 93 Jim Phillips, (from Wade), @ Green Bay, 11/16/58
 Wendell Tucker, (from Gabriel), vs. San Francisco, 11/9/69

Most Seasons, 1,000 or More Yards Pass Receiving
 3 Henry Ellard, 1988-90
 2 Tom Fears, 1949-50
 1 Isaac Bruce, 1995
 1 Elroy Hirsch, 1951

Most Games, 100 or More Yards Pass Receiving, Career
 26 Henry Ellard, 1983-93
 21 Elroy Hirsch, 1949-57
 15 Tom Fears, 1948-56
 Bob Boyd, 1950-57

Most Games, 100 or More Yards Pass Receiving, Season
 9 Isaac Bruce, 1995
 8 Elroy Hirsch, 1951
 7 Bob Boyd, 1954

Most Consecutive Games, 100 or More Yards, Pass Receiving
 6 Isaac Bruce, 1995
 5 Elroy Hirsch, 1951
 Bob Boyd, 1954

Most Consecutive Games, 150 or More Yards, Pass Receiving
 3 Isaac Bruce, 1995

AVERAGE GAIN

Career (150 receptions)
 20.5 Bob Boyd, 1950-57 (176-3,611)
 20.3 Willie Anderson, 1988-94 (259-5,246)
 18.3 Elroy Hirsch, 1949-57 (343-6,289)

Game (3 receptions)
 50.3 Jack Snow, @ Baltimore, 10/15/67 (3-151)
 49.7 Bob Boyd, @ Green Bay, 10/17/54 (3-149)
 46.3 Harold Jackson, vs. Minnesota, 11/24/74 (3-139)

TOUCHDOWNS

Career
 53 Elroy Hirsch, 1949-57

48 Henry Ellard, 1983-93
 45 Jack Snow, 1965-75

Season
 17 Elroy Hirsch, 1951
 13 Harold Jackson, 1973
 Isaac Bruce, 1995
 10 Henry Ellard, 1988
 Bucky Pope, 1964

Season, Rookie
 10 Bucky Pope, 1964
 8 Eddie Kennison, 1996
 6 Leon Clarke, 1956
 5 Jim Benton, 1938

Game
 4 Bob Shaw, vs. Washington, 12/11/49
 Elroy Hirsch, @ N.Y. Yanks, 9/28/51
 Harold Jackson, vs. Dallas, 10/14/73

Most Consecutive Games, Touchdown
 11 Elroy Hirsch, 1950-1951
 5 Jack Snow, 1967-1968
 Harold Jackson, 1973

PUNTING

Career
 432 Dale Hatcher, 1985-89, 1991
 356 Norm Van Brocklin, 1949-1957
 315 Bob Waterfield, 1945-1952

Season
 97 Dale Hatcher, 1986
 93 Ken Clark, 1979
 89 Frank Corral, 1981

Season, Rookie
 93 Ken Clark, 1979
 87 Dale Hatcher, 1985
 77 Rusty Jackson, 1976

Game
 12 Parker Hall, vs. Green Bay, 11/26/39
 Rusty Jackson, @ San Francisco, 11/21/76
 11 Danny Villanueva, vs. Dallas, 9/30/62
 Danny Villanueva, @ Pittsburgh, 9/13/64

Game, Opponent
 11 Tom Girard, vs. Green Bay, 12/3/50
 Tom Wittum, @ San Francisco, 11/21/76

Longest Punt
 88 Bob Waterfield, @ Green Bay, 10/17/48
 86 Bob Waterfield, @ Green Bay, 10/5/47
 72 Norm Van Brocklin, vs. Chicago Bears, 11/4/56

Longest Punt, Opponent
 75 Sam Baker, vs. Dallas, 9/30/62
 73 Danny White, @ Dallas, 10/14/79

AVERAGE GROSS YARDS

Career (250 punts)
 44.4 Sean Landeta, 1993-96 (281-12,489)
 44.3 Danny Villanueva, 1961-64 (296-13,009)
 43.1 Norm Van Brocklin, 1949-57 (343-14,783)
 42.4 Bob Waterfield, 1945-52 (242-10,340)

Season (Qualifiers)

- 45.5 Danny Villanueva, 1962 (87-3960)
 45.4 Danny Villanueva, 1963 (81-3,618)
 44.8 Sean Landeta, 1994 (78-3,494)

Season, Rookie (Qualifiers)

- 43.2 Dale Hatcher, 1985 (87-3,735)
 40.1 Ken Clark, 1979 (93-3,731)

Game (4 punts)

- 52.5 Parker Hall, vs. Green Bay, 11/26/39 (6-315)
 Danny Villanueva, vs. San Francisco, 11/18/62 (6-315)
 Sean Landeta, @ Kansas City, 9/25/94 (4-210)
 51.6 Jon Kilgore, vs. San Francisco, 10/8/67 (5-258)

Game, Opponent (4 Punts)

- 54.2 Tommy Davis, vs. San Francisco., 10/18/64

HAD BLOCKED**Career**

- 4 Bob Waterfield, 1945-52

Season

- 2 Bob Waterfield, 1950
 Jon Kilgore, 1967
 Glen Walker, 1978
 Ken Clark, 1979

Most Consecutive Punts, None Blocked

- 299 Norm Van Brocklin, 1951-57
 298 Pat Studstill, 1968-71
 295 Dale Hatcher, 1985-89, 1991

PUNT RETURNS**Most Seasons Leading Team**

- 5 Henry Ellard, 1983-93
 4 Jon Arnett, 1957-63
 Jim Bertelsen, 1972-76

Most Consecutive Seasons Leading Team

- 5 Henry Ellard, 1983-87
 4 Jim Bertelsen, 1972-76

RETURNS**Career**

- 146 LeRoy Irvin, 1980-89
 135 Henry Ellard, 1983-93
 110 Alvin Haymond, 1969-71

Season

- 56 Eddie Brown, 1979
 53 Alvin Haymond, 1970
 Todd Kinchen, 1995
 52 Jackie Wallace, 1978

Season, Rookie

- 42 LeRoy Irvin, 1980
 29 Darryl Henley, 1989
 Eddie Kennison, 1996
 27 V.T. Smith, 1949

Game

- 7 6 Times, Last by Todd Kinchen,
 @ N.Y. Jets, 12/3/95

Game, Opponent

- 8 Kevin Miller vs. Minnesota, 12/2/79
 6 Roland James @ New England, 11/16/80

YARDS GAINED**Career**

- 1,527 Henry Ellard, 1983-93
 1,451 LeRoy Irvin, 1980-89
 934 Alvin Haymond, 1969-71

Season

- 618 Jackie Wallace, 1978
 615 LeRoy Irvin, 1981
 501 Henry Ellard, 1985

Season, Rookie

- 427 V.T. Smith, 1949
 423 Eddie Kennison, 1996
 296 Henry Ellard, 1983
 273 Darryl Henley, 1989

Game

- *207 LeRoy Irvin, @ Atlanta, 11/14/81
 127 LeRoy Irvin, @ San Francisco, 10/9/81
 120 Woodley Lewis, @ Detroit, 10/18/53

Game, Opponent

- 128 Tyrone Hughes, vs. New Orleans, 10/3/93
 126 Jack Christiansen, @ Detroit, 10/14/51
 Dana McLemore, @ San Francisco, 11/16/80

Longest Punt Return (All TDs)

- *103 Robert Bailey, @ New Orleans, 10/23/94
 90 Dick Bass, vs. Green Bay, 12/17/61
 88 Tom Harmon, vs. Detroit, 11/23/47

Longest Punt Return, Opponent (All TDs)

- 93 Dana McLemore, @ San Francisco, 1/2/82
 76 Ed Sharockman, @ Minnesota, 10/16/66

AVERAGE YARDAGE**Career (75 ret.)**

- 11.3 Henry Ellard, 1983-93 (135-1,527)
 10.9 V.T. Smith, 1949-53 (75-814)
 9.9 LeRoy Irvin, 1980-89 (146-1,451)

Season (Qualifiers)

- 18.5 Woodley Lewis, 1952 (19-351)
 15.8 V.T. Smith, 1949 (27-427)
 15.6 Les Horvath, 1948 (13-203)

Season, Rookie (Qualifiers)

- 15.8 V.T. Smith, 1949 (27-427)
 14.6 Eddie Kennison, 1996 (29-423)
 14.5 Jim Bertelsen, 1972 (16-232)
 13.6 Henry Ellard, 1983 (16-317)

Game, Opponent (3 returns)

- 31.5 Dana McLemore @ San Francisco, 1/2/82
 (4 Ret.- 126 yds)

TOUCHDOWNS**Career**

- 4 LeRoy Irvin, 1980-89
 4 Henry Ellard, 1983-91
 3 Woodley Lewis, 1950-55

Season

- 3 LeRoy Irvin, 1981
- 2 Woodley Lewis, 1952
- Henry Ellard, 1984
- Todd Kinchen, 1992
- Eddie Kennison, 1996

Season, Rookie

- 2 Todd Kinchen, 1992
- Eddie Kennison, 1996
- 1 V.T. Smith, 1949
- Henry Ellard, 1983

Game

- 12 Leroy Irvin, @ Atlanta, 10/11/81
- 2 Todd Kinchen, vs. Atlanta, 12/27/92

Game, Rookie

- 2 Todd Kinchen, vs. Atlanta, 12/27/92

KICKOFF RETURNS**Most Seasons Leading Team**

- 5 Ron Brown, 1984-89, 1991

Most Consecutive Seasons Leading Team

- 5 Ron Brown, 1985-89

RETURNS**Career**

- 171 Drew Hill, 1979-84
- 169 Ron Brown, 1984-89, 1991
- 109 Woodley Lewis, 1950-55

Season

- *60 Drew Hill, 1981
- 47 Ron Brown, 1989
- 43 Drew Hill, 1980

Season, Rookie

- 40 Drew Hill, 1979
- 24 Wendell Tyler, 1977
- 22 Barry Redden, 1982

Game

- 6 8 times, last by Vernon Turner, @ Atl., 12/27/92

Game, Opponent

- 6 Al Carmichael, vs. Green Bay, 12/16/56
- Low Carpenter, @ Green Bay, 11/20/60

YARDS GAINED**Career**

- 3,918 Ron Brown, 1984-89, 1991
- 3,438 Drew Hill, 1979-1984
- 2,603 Woodley Lewis, 1950-1955

Season

- 1,170 Drew Hill, 1981
- 1,022 Alvin Haymond, 1970
- 968 Ron Brown, 1989

Season, Rookie

- 803 Drew Hill, 1979
- 752 J.T. Thomas, 1995
- 523 Wendell Tyler, 1977

Game

- 294 Woodley Lewis, vs. Detroit, 10/18/83
- 202 Carver Shannon, vs. Chicago, 10/13/63
- 184 Ron Brown, vs. Green Bay, 11/24/85

Game, Opponent

- 207 Joe Scott, vs. N.Y. Giants, 11/14/48

Longest Kickoff Return (All TDs)

- 105 Jon Arnett, vs. Detroit, 10/29/61
- Travis Williams, vs. New Orleans, 12/5/71
- 103 Tom Wilson, @ Baltimore, 11/25/56

Longest Kickoff Return, Opponent (All TDs)

- 105 Abe Woodson, vs. San Francisco, 11/8/53
- 104 Travis Williams, vs., Green Bay, 12/9/67
- 103 Russ Craft, vs., Philadelphia, 10/7/50

AVERAGE YARDAGE**Career (50 returns)**

- 27.1 Tom Wilson, 1956-61(51-1,313)
- 26.7 Cullen Bryant, 1973-81, 1987 (66-1,760)
- Alvin Haymond, 1969-71(60-1,604)

Season (Qualifiers)

- 33.7 V.T. Smith, 1950 (22-742)
- 32.8 Ron Brown, 1985 (28-918)
- 31.8 Tom Wilson, 1956 (15-477)

Season, Rookie (Qualifiers)

- 31.8 Tom Wilson, 1956 (15-477)
- 28.0 Jon Arnett, 1957 (18-504)

Game, Opponent (2 returns)

- 52.7 Abe Woodson, vs., S.F., 11/8/53

TOUCHDOWNS**Career**

- 4 Ron Brown, 1984-89, 1991
- 3 V.T. Smith, 1949-1953
- Cullen Bryant, 1973-1982, 1987

Season

- 3 V.T. Smith, 1950
- Ron Brown, 1985

Game

- 2 Ron Brown, vs. Green Bay, 11/24/85

Game, Opponent

- 2 Tyrone Hughes, @ New Orleans, 10/23/94

FIELD GOAL RETURNS**Longest Field Goal Return**

- 99 Jerry Williams, vs. Green Bay, 12/16/51 (TD)

Longest Field Goal Return, Opponent

- 83 Kevin Ross, vs. Atlanta, 10/12/95 (TD)

COMBINED KICK RETURNS**MOST RETURNS****Career**

- 215 Woodley Lewis, 1950-55
- 179 Jon Arnett, 1957-63
- 173 Drew Hill, 1979-82, 1984

Season	
88	Alvin Haymond, 1970 Todd Kinchen, 1995
67	Woodley Lewis, 1953

YARDS GAINED

Game, Opponent	
207	William Andrews, vs. Atlanta, 11/21/82

TOUCHDOWNS

Career	
4	LeRoy Irvin, 1980-89 Henry Ellard, 1983-91 Ron Brown, 1984-89, 1991

COMBINED NET YARDAGE

Includes Rushing, Receiving, and interception returns, kickoff returns, punt returns and fumble returns)

ATTEMPTS

Career	
1,648	Eric Dickerson, 1983-87
1,620	Lawrence McCutcheon, 1972-79
1,510	Dick Bass, 1960-69
Season	
442	Eric Dickerson, 1983
432	Eric Dickerson, 1986
404	Eric Dickerson, 1984
Season, Rookie	
442	Eric Dickerson, 1983
320	Jerome Bettis, 1993
212	Larry Smith, 1969
Game	
44	Jerome Bettis, vs. Chicago, 1/2/94 (ru-39, re-5)

YARDS

Career	
11,699	Henry Ellard, 1983-1993
9,213	Dick Bass, 1960-1969
8,157	Eric Dickerson, 1983-1987
Season	
2,259	Eric Dickerson, 1984
2,212	Eric Dickerson, 1983
2,026	Eric Dickerson, 1986
Season, Rookie	
2,212	Eric Dickerson, 1983
1,801	Eddie Kennison, 1996
1,673	Jerome Bettis, 1993
1,465	Ron Waller, 1955
Game	
336	Willie Anderson, @ New Orleans, 11/26/89
303	Jim Benton, vs. Detroit, 11/22/45

INTERCEPTIONS BY

Career	
46	Ed Meador, 1959-1970
37	Nolan Cromwell, 1977-1987
34	LeRoy Irvin, 1980-1989
Season	
*14	Dick (Night Train) Lane, 1952
12	Woodley Lewis, 1950
11	Will Sherman, 1955
Season, Rookie	
*14	Dick (Night Train) Lane, 1952
12	Woodley Lewis, 1950
Game	
3	16 times, Last by Keith Lyle, @ Atlanta, 12/15/96
Consecutive Games Intercepted By	
6	Will Sherman, 1954-55
5	Dick (Night Train) Lane, 1952
4	Nolan Cromwell, 1980 Kirk Collins, 1983

YARDS GAINED

Career	
671	Nolan Cromwell, 1977-1987
654	LeRoy Irvin, 1980-1989
547	Ed Meador, 1959-1970
Season	
298	Dick (Night Train) Lane, 1952
275	Woodley Lewis, 1950
201	Herb Rich, 1952
Season, Rookie	
298	Dick (Night Train) Lane, 1952
275	Woodley Lewis, 1950
97	Bobby Smith, vs. San Francisco, 10/18/64
Game	
107	Aaron Martin, vs. San Francisco, 10/18/64
106	Anthony Parker, vs. Jacksonville, 10/20/96
99	Johnnie Johnson, vs. Green Bay, 9/21/80
97	Bobby Smith, vs. San Francisco, 10/18/64
Longest Returns (All TDs)	
99	Johnnie Johnson, vs. Green Bay, 9/21/80
97	Herb Rich, vs. Dallas Texans, 11/2/52 Bobby Smith, vs. San Francisco, 10/18/64
Longest Return, Opponent (All TDs)	
97	Reggie Rutland, @ Minnesota, 12/15/91
92	Jack Christiansen, vs. Detroit, 11/1/53

TOUCHDOWNS

Career	
5	Ed Meador, 1959-70 LeRoy Irvin, 1980-89 Johnnie Johnson, 1980-1989
4	Nolan Cromwell, 1977-87 Rod Perry, 1975-82
Season	
3	Monte Jackson, 1976 Rod Perry, 1978

FUMBLES

OPPONENTS' FUMBLES RECOVERED

Career

- 19 Johnnie Johnson, 1980-89
- 17 Nolan Cromwell, 1977-87
- 13 Andy Robustelli, 1951-55

Season

- 5 Bill Simpson, 1975
- Johnnie Johnson, 1981

Longest Fumble Return (All TDs)

- 98 Toby Wright, @ New Orleans, 10/23/94
- 74 Todd Lyght, vs. Arizona, 9/4/94
- 73 Toby Wright, vs. Chicago, 10/24/95

OPPONENTS' FUMBLES RETURNED FOR TOUCHDOWNS

Career

- 2 John Dwyer, 1952
- Toby Wright, 1994-96

SACKS

TOTAL SACKS

Career (unofficial)

- 155.5 David(Deacon) Jones, 1961-71
- 150.5 Jack Youngblood, 1971-84
- 92 Merlin Olsen, 1962-76

Season

- 22 David (Deacon) Jones, 1964
- David(Deacon) Jones, 1968
- 16.5 Kevin Greene, 1988
- Kevin Greene, 1989

Season, Rookie

- #8 David (Deacon) Jones, 1961
- 6 Kevin Carter, 1995
- 5 Sean Gilbert, 1992

Game

- 5 Gary Jeter, @ Los Angeles Raiders, 9/18/88
- 4 Sean Gilbert, vs. Pittsburgh, 9/12/93

Game, Opponent

- 4 Edmund Nelson, vs. Pittsburgh, 9/16/84

TACKLES

COMBINED TACKLES

Career

- 915 Merlin Olsen, 1962-1976
- 897 Jack Reynolds, 1970-1980
- 896 David (Deacon) Jones, 1961-1971
- 889 Carl Ekern, 1976-1988

Season

- 185 Jim Collins, 1984
- 170 Roman Phifer, 1996
- 149 Roman Phifer, 1995
- 144 Jack Reynolds, 1979
- 140 Jim Collins, 1985
- 139 David (Deacon) Jones, 1967

BLOCKED KICKS

BLOCKED PUNTS

Career

- 8 Jack Youngblood, 1971-1984
- 6 David (Deacon) Jones, 1961-1971
- Ivory Scully, 1979-1984
- Nolan Cromwell, 1977-1987

Season

- 3 Ed Meador, 1962
- Irv Cross, 1966
- Tony Guillroy, 1967
- Nolan Cromwell, 1987

SUPER MEN

A total of 11 men on the Rams coaching staff have either played or coached in Super Bowls.

TEAM RECORDS



Number of Games Played in Season

1946:	11 games		
1947-59:	12 games	1978-86:	16 games
1960-77:	14 games	1987:	15 games
1982:	9 games	1988-96:	16 games

*NFL Record †Ties NFL Record **Playoff Record

NOTE: The 1982 and 1987 regular seasons were reduced from 16 games to nine and 15 games, respectively, because of a players' strike.

GAMES WON

Most Consecutive Games Won (Including postseason)

11	1969
8	1952, 1967
7	1978, 1985

Most Games Won, Season (Regular Season)

12	1973, 1975, 1978
11	1967, 1969, 1980, 1985, 1989
10	1968, 1974, 1976, 1977, 1984, 1986, 1988

Most Consecutive Games Won, Season (Including postseason)

11	1969
8	1952, 1967
7	1978, 1985

Most Consecutive Home Games Won

12	1976-77, 1973-74
----	------------------

Most Consecutive Road Games Won

7	1975-76
---	---------

GAMES LOST

Most Consecutive Games Lost

12	1937-38, 1959-60
11	1991-92

Most Consecutive Home Games Lost

11	1961-63
----	---------

Most Consecutive Away Games Lost

10	1961-62
----	---------

SCORING

Most Points, Season

466	1950
426	1989

Most Points, Opponent, Season

418	1995
412	1990

Fewest Points, Season

75	1937
116	1941

Fewest Points, Opponent, Season

135	1975
136	1945

Most Points, Game

70	vs. Baltimore, 10/22/50
65	vs. Detroit, 10/29/50

Most Points, Opponent, Game

56	@ Philadelphia, 10/8/50
	@ Baltimore, 11/25/56

Most Points, Both Teams, Game

86	vs. Minnesota 45, Rams 41, 11/17/72
----	-------------------------------------

Fewest Points, Both Teams, Game

6	@ New Orleans 6, Rams 0, 11/9/86
---	----------------------------------

Most Points Overcome to Win Game

24	@ Tampa Bay, 12/6/92
	(trailed 3-27, won 31-27)

Most Points, Opponent, Overcome to Win Game

17	@ Atlanta, 10/18/87
	(trailed 0-17, won 24-20)

Most Points Overcome to Tie Game

28	vs. Philadelphia, 10/3/48
	(trailed 0-28, tied 28-28)

Most Points, First Half

38	vs. Green Bay, 9/24/89
34	vs. Dallas, 20/24/73

Most Points, Opponent, First Half

26	@ Tampa Bay, 12/6/92
----	----------------------

Most Points, Opponent, Second Half

35	vs. Minnesota, 11/17/72
----	-------------------------

Most Points, Both Teams, Second Half

56	vs. Minnesota, 11/17/72 (Min. 35-Rams 21)
----	---

Most Points, Second Quarter

37	vs. Green Bay, 9/21/80
----	------------------------

Most Points, Opponent, Second Quarter

28	@ San Francisco, 10/28/51
----	---------------------------

Most Points, Third Quarter

†41	vs. Detroit, 10/29/50
-----	-----------------------

Most Points, Both Teams, Third Quarter

48	vs. Detroit, 10/29/50 (Rams 41-Det 7)
----	---------------------------------------

Most Points, Opponent, Fourth Quarter

28	vs. San Francisco, 10/23/83
----	-----------------------------

Most Points, Both Teams, Fourth Quarter

35	vs. Minnesota, 11/17/72 (Min. 21-Rams 14)
----	---

TOUCHDOWNS

Most Touchdowns, Season

64	1950
54	1980

Fewest Touchdowns, Season

10	1937
16	1941

Most Touchdowns, Game

†10	vs. Baltimore, 10/22/50
-----	-------------------------

Most Touchdowns, Opponents, Game

- 8 @ Philadelphia, 10/8/50
 @ Baltimore, 11/25/56
 7 @ San Francisco, 12/27/87

Most Touchdowns, Both Teams, Game

- 14 vs. Baltimore, 10/22/50 (Rams 10-Balt. 4)

POINT AFTER TOUCHDOWNS**Most Points After Touchdowns, Season**

- 59 1950
 52 1980

Most Points After Touchdowns, Game

- *10 vs. Baltimore, 10/22/50
 8 vs. San Francisco, 11/9/58

Most Points After Touchdowns, Opponent, Game

- 8 @ Philadelphia, 10/8/50
 @ Baltimore, 11/25/56
 7 @ San Francisco, 12/27/87

TWO POINT CONVERSIONS**Most Two Point Conversions, Season**

- 2 1994, 1995, 1996

Most Two Point Conversions, Opponents, Season

- 3 1994

Most Two Point Conversions, Game

- 1 Six times, Last @ Baltimore, 10/27/96

Most Two Point Conversions, Opponent, Game

- 1 Five times, @ Baltimore, 10/27/96

Most Two Point Conversion Attempts, Season

- 6 1995
 5 1994

Most Two Point Conversion Attempts, Opponent, Season

- 4 1994
 3 1995

FIELD GOALS**Most Field Goals Attempted, Season**

- †49 1966
 47 1973

Most Field Goals Attempted, Opponent, Game

- 7 @ San Francisco, 12/27/87
 vs. Minnesota, 11/5/89
 6 vs. Dallas, 9/21/75

Most Field Goals Made, Game

- 5 1951, vs. Detroit, 12/9/51
 4 20 times, Last vs. Cincinnati, 9/1/96

Most Field Goals Made, Opponent, Game

- 7 vs. Minnesota, 11/5/89
 5 vs. Dallas, 12/21/87

SAFETIES**Most Safeties, Game**

- *3 vs. N.Y. Giants, 9/30/84

FIRST DOWNS**Most First Downs, Season**

- 333 1988
 321 1989

Fewest First Downs, Season

- 88 1937
 103 1942

Fewest First Downs, Opponent, Season

- 135 1946
 173 1973

Most First Downs, Game

- *38 vs. N.Y. Giants, 11/13/66
 34 vs. N.Y. Yanks, 11/18/51

Most First Downs, Opponent, Game

- 36 vs. Jacksonville, 10/20/96
 30 vs. Phoenix, 10/2/88

Most First Downs, Both Teams, Game

- 58 vs. Chicago Bears, 10/24/54 (Rams 30, Chi 28)

Fewest First Downs, Game

- 2 vs. Washington, 11/21/37
 4 @ Detroit, 10/9/66

Fewest First Downs, Opponent, Game

- 1 @ Seattle, 11/4/79
 2 vs. Atlanta, 9/23/73

Most First Downs, Rushing, Season

- 177 1973
 148 1983

Fewest First Downs, Rushing, Season

- 61 1982
 75 1969

Fewest First Downs, Rushing, Opponent, Season

- 63 1966
 64 1966, 1970

Most First Downs, Rushing, Game

- 21 @ New Orleans, 11/25/73
 19 vs. Atlanta, 12/4/76

Fewest First Downs, Rushing, Game

- 0 @ San Francisco, 12/6/64
 vs. N.Y. Jets, 11/15/70
 @ Detroit, 11/17/91

- 1 8 times, Last vs. San Francisco, 11/25/91

Fewest First Downs, Rushing, Opponent, Game

- 0 3 Times, Last @ Seattle, 11/4/79
 1 7 Times, Last vs. Pittsburgh, 11/12/78

Most First Downs, Passing, Season

- 203 1988
 199 1995

Fewest First Downs, Passing, Season

- 82 1947
 91 1946

Fewest First Downs, Passing, Opponent, Season

- 53 1946
 84 1951

Most First Downs, Passing, Game

- 21 @ Denver, 11/27/88
 vs. Chicago, 12/26/82

vs. Pittsburgh, 12/14/52
@ N.Y. Yanks, 9/28/51

Most First Downs, Opponent, Passing, Game

24 vs. Jacksonville, 10/20/96
17 vs. New Orleans, 12/12/9

Fewest First Downs, Passing, Game

0 @ San Francisco, 10/10/71
1 Three times, Last vs. Detroit,
10/19/86

Fewest First Downs, Passing, Opponent, Game

0 @ Pittsburgh, 11/13/49
vs. Atlanta, 9/23/73
1 Three times, Last @ Seattle, 11/4/79

Most First Downs, Penalty, Season

31 1990
29 1981

Fewest First Downs, Penalty, Season

5 1953
10 1962

NET YARDS GAINED RUSHING / PASSING

Most Yards Gained, Season

6,042 1989
6,006 1980

Most Yards Gained, Opponent, Season

5,567 1989
5,529 1996
5,524 1992

Fewest Yards Gained, Season

1,794 1937
2,253 1938

Fewest Yards Gained, Opponent, Season

2,951 1973
3,118 1968

Most Yards Gained, Game

*735 @ N.Y. Yanks, 9/18/51
636 @ N.Y. Yanks, 11/19/50

Most Yards Gained, Opponent, Game

582 vs. Cincinnati, 10/7/90
574 @ Baltimore, 11/25/56

Most Yards Gained, Both Teams, Game

1,113 @ N.Y. Yanks, 11/19/50
(Rams 636, Yanks 497)

Fewest Yards Gained, Game

58 @ Chicago Bears, 11/29/42
88 @ Chicago, 11/10/63

Fewest Yards Gained, Opponent, Game

*-7 @ Seattle, 11/4/79
63 vs. Green Bay, 10/21/73

Most Consecutive Games, 300 or More Yards

29 1949-51

RUSHING

ATTEMPTS

Most Rushing Attempts, Season

659 1973

Most Rushing Attempts, Game

65 @ Minnesota, 9/19/76
63 @ Seattle, 11/4/79

YARDS

Most Yards Gained Rushing, Season

2,925 1973
2,864 1984

Most Yards Gained Rushing, Opponent, Season

Fewest Yards Gained Rushing, Season

798 1938
875 1942

Fewest Yards Gained Rushing, Opponent, Season

1,119 1967
1,202 1982

Most Yards Gained Rushing, Game

371 @ N.Y. Yanks, 9/18/51
340 @ New Orleans, 11/25/73

Most Yards Gained Rushing, Opponent, Game

307 vs. New Orleans, 11/18/81
276 vs. New Orleans, 12/16/79

Most Yards Gained Rushing, Both Teams, Game

595 vs. N.Y. Yanks, 11/18/50
(Rams 371, Yanks 224)

Fewest Yards Gained Rushing, Game

15 @ San Francisco, 12/6/64
22 vs. Detroit, 11/4/62

Fewest Yards Gained Rushing, Opponent, Game

1 vs. Chicago Bears, 10/26/52
6 vs. N.Y. Giants, 11/12/89

Fewest Yards Gained Rushing, Both Teams, Game

62 @ San Francisco, 12/6/64
(Rams 15, 49ers 47)

TOUCHDOWNS

Most Touchdowns Rushing, Season

33 1950
29 1953

Most Touchdowns, Rushing, Game

7 vs. Atlanta, 12/4/76
6 @ Green Bay, 10/2/49
vs. N.Y. Yanks, 11/18/51

Most Touchdowns Rushing, Opponent, Game

7 vs. San Francisco, 12/27/87
6 vs. Cleveland, 11/24/57

Most Touchdowns Rushing, Both Teams, Game

8 vs. N.Y. Yanks, 11/18/51
(Rams 6, Yanks 2)

PASSING

ATTEMPTS

Most Passes Attempted, Season

632 1995
561 1990

Fewest Passes Attempted, Season

168 1937
181 1975

Most Passes Attempted, Game

61 vs. Buffalo, 12/10/95
55 @ Philadelphia, 10/8/50

Most Passes Attempted, Opponent, Game

64 vs. Philadelphia, 11/6/49
58 @ Arizona, 9/29/96
54 vs. New England, 12/24/89

Most Passes Attempted, Both Teams, Game

91 @ Baltimore, 10/27/96
(Rams 40, Ravens 51)
86 vs. Buffalo, 12/10/95,
(Bills 25, Rams 61)
83 vs. Chicago Cardinals, 10/31/48
(Cards 32, Rams 54)

Fewest Passes Attempted, Game

4 vs. Detroit, 9/10/37
8 @ San Francisco, 11/21/76

Fewest Passes Attempted, Opponent, Game

0 @ Pittsburgh, 11/13/49

COMPLETIONS**Most Passes Completed, Season**

366 1995
312 1988

Most Passes Completed, Game

35 vs. San Francisco, 10/27/85
34 vs. Buffalo, 12/10/95

Most Passes Completed, Opponent, Game

37 @ N.Y. Jets, 9/25/83
vs. Jacksonville, 10/20/96
@ Arizona, 9/29/96
36 vs. New England, 11/16/86

Most Passes Completed, Both Teams, Game

57 @ Baltimore, 10/27/96
(Ravens 31, Rams 26)
53 vs. Arizona, 10/2/88
(Cards 28, Rams 25)
53 vs. Buffalo, 12/10/95
(Rams 34, Bills 19)

Fewest Passes Completed, Opponent, Game

0 vs. Pittsburgh, 11/13/49
2 @ Seattle, 11/4/79

YARDS**Most Yards Gained, Passing, Season**

4,133 1989
3,818 1990
3,805 1995

Most Yards Gained, Passing, Opponent, Season

4,024 1989
3,762 1990

Fewest Yards Gained, Passing, Season

839 1937
1,261 1944

Fewest Yards Gained, Passing, Opponent, Season

1,681 1973
1,813 1968

Most Yards Gained, Passing, Game

*554 vs. N.Y. Yanks, 12/28/51
509 vs. Chicago, 12/26/82

Most Yards Gained, Passing, Opponent, Game

483 vs. Cincinnati, 10/7/90
439 vs. San Francisco, 12/11/89

Fewest Yards Gained, Passing, Game

-18 @ San Francisco, 10/10/71
-5 @ Dallas Texans, 11/9/52

Fewest Yards Gained, Passing, Opponent, Game

-30 @ Seattle, 11/4/79
-1 @ Green Bay, 10/13/74

COMPLETION PERCENTAGE**Highest Completion Percentage, Season**

59.8 1988
58.9 1989

Highest Completion Percentage, Opponent, Game (10 att.)

81.0 vs. San Francisco, 11/18/62

HAD INTERCEPTED**Fewest Passes Had Intercepted, Season**

7 1969
11 1971, 1973, 1977

Most Passes Had Intercepted, Season

35 1941
32 1981

Most Passes Had Intercepted, Game

7 4 times, Last vs. Detroit, 10/26/58

TOUCHDOWNS**Most Touchdowns, Passing, Season**

31 1950, 1980, 1988
29 1989

Most Touchdowns, Passing, Game

6 vs. N.Y. Bulldogs, 11/27/49
6 vs. Washington, 12/11/49
6 @ Detroit, 10/15/50

Most Touchdowns, Passing, Opponent, Game

5 vs. Miami, 12/14/86

SACKS**TOTAL SACKS****Most Sacks, Season**

56 1980, 1985, 1988
53 1970

Fewest Sacks, Season

15 1982
16 1972

Most Sacks, Opponent, Game

11 @ Baltimore, 11/22/64
10 @ Atlanta, 11/2/69

Most Sacks, Both Teams, Game

16 @ Baltimore, 11/22/64
(Rams 11, Colts 5)

INTERCEPTIONS**TOTAL INTERCEPTIONS****Most Interceptions, Season**

38 1952

Most Interceptions, Game

7 @ Chicago Bears, 10/8/49
7 vs. San Francisco, 10/18/64

Most Interceptions, Opponent, Game

7 @ Baltimore, Colts, 12/4/54

YARDS GAINED**Most Yards, Season**

712 1952
546 1980

Fewest Yards, Season

5 1959

Most Yards, Game

314 vs. San Francisco, 10/18/64
225 vs. Green Bay, 9/21/80

Most Yards, Opponent, Game

182 vs. Dallas Texans, 11/2/52
171 @ San Francisco, 11/26/95

Most Yards, Both Teams, Game

308 vs. Dallas Texans, 11/2/52
(Rams 126, Texans 182)

TOUCHDOWNS**Most Touchdowns By Interceptions, Both Teams, Game**

3 vs. Detroit, 11/1/53
(Rams 2, Lions 1)

PUNTING**TOTAL PUNTS****Most Punts, Season**

98 1986
95 1979

Most Punts, Game

12 Four times, Last @ San Francisco, 11/21/76

Most Punts, Opponent, Game

11 @ San Francisco, 11/21/76
vs. Green Bay, 12/3/50

AVERAGE YARDAGE**Highest Average Distance, Punting, Season**

45.5 1962
44.8 1994, 1996

Highest Average Distance, Punting, Game (4 punts)

52.5 Three times, Last @ Kansas City 9/25/94

Highest Average Distance, Punting, Opponent, Game (4 punts)

54.2 vs. San Francisco, 10/18/64

PUNT RETURNS**TOTAL RETURNS****Most Punt Returns, Season**

67 1978
62 1970

Most Punt Returns, Opponents, Season

60 1963
59 1979

Fewest Punt Returns, Season

14 1961
19 1993

Fewest Punt Returns, Opponent, Season

22 1972
24 1952, 1973

Most Punt Returns, Game

8 Four times, @ San Francisco, 10/25/81

Most Punt Returns, Opponent, Game

8 vs. Minnesota, 12/2/79

YARDS GAINED**Most Yards, Punt Returns, Season**

711 1978
676 1981

Most Yards, Punt Returns, Opponent, Season

689 1963
637 1994

Fewest Yards, Punt Returns, Season

102 1993
129 1960

Fewest Yards, Punt Returns, Opponent, Season

55 1972
116 1977

Most Yards, Punt Returns, Game

219 @ Atlanta, 10/11/81
166 @ San Francisco, 10/25/81

Most Yards, Punt Returns, Opponents, Game

128 vs. New Orleans, 10/3/93

Most Yards, Punt Returns, Both Teams, Game

282 @ Atlanta, 10/11/81
(Rams 219, Falcons 630)

TOUCHDOWNS**Most Touchdowns, Punt Returns, Season**

3 1981
2 1947, 1949, 1952, 1984, 1992, 1996

Most Touchdowns, Punt Returns, Opponent, Season

3 1951, 1994

Most Touchdowns, Punt Returns, Game

12 @ Atlanta, 10/11/81
vs. Atlanta, 12/27/92

KICKOFF RETURNS**Most Kickoff Returns, Season**

73 1995
71 1994

Most Kickoff Returns, Opponent, Season

84 1989
81 1988

Fewest Kickoff Returns, Season

33 1977
34 1947, 1975

Fewest Kickoff Returns, Opponent, Season

35 1955
36 1982

Most Kickoff Returns, Game

8 Four times, Last vs. San Diego,
10/21/79

Most Kickoff Returns, Opponent, Game

6 vs. Green Bay, 12/16/56

YARDS GAINED**Most Yards, Kickoff Returns, Season**

1,651 1963
1,618 1995

Most Yards, Kickoff Returns, Opponent, Season

1,633 1989
1,605 1994

Fewest Yards, Kickoff Returns, Season

690 1949
705 1977

Fewest Yards, Kickoff Returns, Opponent, Season

671 1991
703 1955

Most Yards, Kickoff Returns, Game

254 vs. Chicago, 10/13/63
239 vs. St. Louis, 11/14/76

Most Yards, Kickoff Returns, Opponent, Game

*362 vs. Detroit, 10/29/50
304 @ New Orleans, 10/23/94

Most Yards, Kickoff Returns, Both Teams, Game

560 vs. Detroit, 10/29/50
(Rams 198, Lions 362)

TOUCHDOWNS**Most Touchdowns, Kickoff Returns, Season**

3 1950, 1985

Most Touchdowns, Kickoff Returns, Opponent, Season

2 1950, 1964, 1967, 1981, 1994

Most Touchdowns, Kickoff Returns, Game

2 vs. Green Bay, 11/24/85

Most Touchdowns, Kickoff Returns, Game

2 @ New Orleans, 10/23/94

FUMBLES**TOTAL FUMBLES****Most Fumbles, Season**

42 1996
40 1964, 1965
39 1978, 1986

Fewest Fumbles, Season

17 1960
20 1993, 1942

Most Fumbles, Game

8 vs. Detroit, 10/31/65
7 Eight times, Last vs. New Orleans,
12/16/79

Most Fumbles, Opponent, Game

7 vs. Atlanta, 9/28/69
7 vs. New Orleans, 11/8/81

FUMBLES LOST**Most Fumbles Lost, Opponent, Season**

24 1947, 1948
22 1984

Most Fumbles Lost, Opponent, Game

5 @ Green Bay, 9/25/66
@ New Orleans, 10/24/76
vs. Phoenix, 9/1/91

PENALTIES**TOTAL PENALTIES****Most Penalties, Season**

133 1978, 1996
118 1980
117 1995

Fewest Penalties, Season

29 1941
45 1942

Fewest Penalties, Opponent, Game

0 @ San Francisco, 11/21/76
1 @ Atlanta, 10/14/93

YARDS PENALIZED**Most Yards Penalized, Season**

1,169 1978
1,015 1996
1,038 1950

Fewest Yards Penalized, Season

195 1938
220 1939

Most Yards Penalized, Opponent, Game

173 vs. Minnesota, 9/22/67

Fewest Yards Penalized, Opponent, Game

0 @ San Francisco, 11/21/76

RAMS BIG DAYS



RUSHING

247	Willie Ellison vs. New Orleans,	Dec. 5, 1971	(26 carries)
223	Tom Wilson vs. Green Bay,	Dec. 16, 1956	(23 carries)
221	Greg Bell vs. Green Bay,	Sept. 24, 1989	(28 carries)
215	Eric Dickerson vs. Houston,	Dec. 9, 1984	(27 carries)
213	Charles White @ St. Louis,	Nov. 15, 1987	(34 carries)
212	Jerome Bettis @ New Orleans,	Dec. 12, 1993	(28 carries)
210	Greg Bell @ New England,	Dec. 25, 1989	(26 carries)
208	Eric Dickerson @ St. Louis,	Nov. 4, 1984	(21 carries)
207	Eric Dickerson vs. Tampa Bay,	Oct. 5, 1986	(30 carries)
205	Dan Towler @ Baltimore,	Nov. 22, 1953	(14 carries)
199	Ollie Matson @ Chicago Bears,	Oct. 11, 1959	(31 carries)
199	Eric Dickerson vs. Detroit,	Oct. 2, 1983	(30 carries)
193	Eric Dickerson @ St. Louis,	Sept. 7, 1986	(38 carries)
192	Eric Dickerson @ N.Y. Jets,	Sept. 25, 1983	(28 carries)
191	Eric Dickerson @ Tampa Bay,	Nov. 25, 1984	(28 carries)
175	Eric Dickerson @ New Orleans,	Oct. 14, 1984	(20 carries)
170	Eric Dickerson vs. Atlanta,	Oct. 26, 1986	(30 carries)
169	Dick Bass @ Chicago,	Dec. 9, 1962	(20 carries)
166	Ron Waller vs. Philadelphia,	Sept. 30, 1956	(20 carries)
166	Charles White vs. Pittsburgh,	Oct. 11, 1987	(33 carries)
159	Charles White vs. Atlanta,	Dec. 13, 1987	(29 carries)
155	Charles White @ Atlanta,	Oct. 18, 1987	(31 carries)
155	Dan Towler vs. N.Y. Yanks,	Nov. 18, 1951	(13 carries)
154	Dan Towler vs. Chicago Bears,	Oct. 25, 1953	(24 carries)
152	Lawrence McCutcheon @ New Orleans,	Nov. 25, 1973	(20 carries)
152	Lawrence McCutcheon @ Chicago,	Dec. 2, 1973	(24 carries)
152	Lawrence McCutcheon vs. Atlanta,	Dec. 11, 1977	(17 carries)
150	Eric Dickerson @ Seattle,	Sept. 23, 1985	(31 carries)
150	Eric Dickerson vs. Green Bay,	Nov. 24, 1985	(31 carries)
149	Jon Arnett @ Green Bay,	Nov. 17, 1957	(24 carries)
149	Eric Dickerson vs. Chicago,	Nov. 11, 1984	(24 carries)
149	Eric Dickerson vs. New Orleans,	Dec. 2, 1984	(33 carries)
149	Eric Dickerson @ Houston,	Sept. 13, 1987	(27 carries)
147	Jewell Thomas vs. Dallas,	Dec. 15, 1980	(16 carries)
146	Eric Dickerson @ Atlanta,	Nov. 14, 1983	(21 carries)
146	Jerome Bettis vs. Chicago,	Jan. 2, 1994	(39 carries)
145	Kenny Washington @ Chicago Cards,	Nov. 2, 1947	(11 carries)
145	Eric Dickerson @ Atlanta,	Oct. 22, 1984	(22 carries)
144	Dan Towler @ Green Bay,	Oct. 21, 1951	(11 carries)
144	Bob Thomas vs. New Orleans,	Sept. 17, 1972	(18 carries)
144	Jewell Thomas vs. Atlanta,	Dec. 21, 1980	(19 carries)
144	Eric Dickerson vs. San Francisco,	Oct. 23, 1983	(24 carries)
144	Charles White @ Philadelphia,	Sept. 15, 1985	(36 carries)
144	Cleveland Gary @ Atlanta,	Nov. 1, 1992	(18 carries)
143	Jim Bertleson @ Kansas City,	Sept. 6, 1973	(28 carries)
142	Bob Thomas vs. San Francisco,	Oct. 8, 1972	(19 carries)
142	Eric Dickerson @ San Francisco,	Oct. 9, 1983	(22 carries)
141	Wendell Tyler vs. New Orleans,	Dec. 16, 1979	(18 carries)
140	Paul (Tank) Younger vs. Detroit,	Oct. 21, 1954	(18 carries)
140	Dick Bass vs. Detroit,	Nov. 4, 1962	(11 carries)
139	Lawrence McCutcheon @ N.Y. Jets,	Oct. 27, 1974	(23 carries)
139	Greg Bell vs. Detroit,	Sept. 11, 1988	(27 carries)

Bold denotes rookie

CAREER 100-YARD RUSHING GAMES

NO.	PLAYER	TEAM		NO.	PLAYER	TEAM	
		W-L				W-L	
38	Eric Dickerson	27-11		4	Skeet Quinlan	1-3	
22	Lawrence McCutcheon	19-2-1		3	Cullen Bryant	3-0	
11	Jerome Bettis	3-8		3	John Cappelletti	2-0-1	
10	Dick Bass	6-4		3	Ollie Matson	2-1	
10	Dan Towler	10-0		2	Dick Hoerner	1-0-1	
8	Wendell Tyler	6-2		2	Les Josephson	2-0	
8	Charles White	7-1		2	Joe Marconi	2-0	
7	Greg Bell	6-1		2	Elvis Peacock	2-0	
7	Paul (Tank) Younger	3-3-1		2	Bob Thomas	2-0	
6	Cleveland Gary	4-2		2	Lawrence Phillips	2-0	
5	Jon Arnett	2-3		1	Jim Bertelsen	1-0	
5	Willie Ellison	2-2-1		1	Robert Delpino	1-0	
5	Ron Waller	4-1		1	Kenny Washington	1-0	
5	Tim Wilson	2-3		1	Harold Green	1-0	

GAMES WITH MORE THAN ONE 100-YARD RUSHER

Nov. 8, 1953	vs. San Francisco, Paul Younger (12-101) and Skeet Quinlan (11-119)
Oct. 24, 1954	vs. Chicago Bears, Dan Towler (15-123) and Paul Younger (27-106)
Oct. 31, 1954	vs. Detroit, Skeet Quinlan and Paul Younger (18-140)
Dec. 4, 1955	vs. Baltimore, Ron Waller (24-138) and Paul Younger (25-132)
Sept. 16, 1973	@ Kansas City, Jim Bertelsen (28-143) and Lawrence McCutcheon (21-120)
Sept. 12, 1976	@ Atlanta, Lawrence McCutcheon (26-115) and John Cappelletti (22-102)
Sept. 19, 1976	@ Minnesota, Lawrence McCutcheon (29-110) and John Cappelletti (28-128)
Nov. 11, 1996	vs. Atlanta, Lawrence Phillips (14-106) and Harold Green (13-106)

PASSING

554	Norm Van Brocklin vs. N.Y. Yanks,	Sept. 28, 1951	(27 of 41)
509	Vince Ferragamo vs. Chicago,	Dec. 26, 1982	(30 of 46)
454	Jim Everett @ New Orleans,	Nov. 26, 1989	(29 of 51)
436	James Harris @ Miami,	Oct. 3, 1976	(17 of 29)
406	Jim Hardy vs. Chicago Cardinals,	Oct. 31, 1948	(28 of 53)
377	Jim Everett @ Philadelphia,	Nov. 6, 1988	(24 of 45)
372	Billy Wade @ Green Bay,	Nov. 16, 1958	(19 of 42)
372	Jim Everett vs. Cincinnati,	Oct. 7, 1990	(25 of 46)
372	Mark Rypien, vs. Buffalo,	Dec. 10, 1995	(31 of 55)
368	Jim Everett vs. Indianapolis,	Sept. 17, 1989	(28 of 35)
365	Jim Everett @ Denver,	Nov. 27, 1988	(25 of 47)
365	Jim Everett vs. New Orleans,	Dec. 9, 1990	(31 of 50)
356	Billy Wade @ Baltimore,	Nov. 23, 1958	(24 of 41)
353	Tony Banks @ Baltimore,	Oct. 27, 1996	(26 of 40)
347	Mark Rypien, vs. Washington,	Dec. 17, 1995	(34 of 50)
346	Jim Everett vs. New Orleans,	Nov. 3, 1991	(18 of 31)
344	Dieter Brock vs. San Francisco,	Oct. 27, 1985	(35 of 51)
342	Jim Everett @ Tampa Bay,	Dec. 6, 1992	(25 of 38)
341	Jim Everett @ Dallas,	Dec. 3, 1989	(27 of 37)
340	Jim Everett @ Green Bay,	Sept. 9, 1990	(24 of 40)
334	Roman Gabriel vs. Detroit,	Dec. 14, 1970	(27 of 42)
329	Jim Everett vs. Kansas City,	Nov. 11, 1991	(26 of 37)

Bold denotes rookie

CAREER 300-YARD PASSING GAMES

NO.	PLAYER	TEAM		NO.	PLAYER	TEAM	
		W-L				W-L	
20	Jim Everett	10-10		1	Dieter Brock	0-2	
5	Norm Van Brocklin	4-1		1	Zeke Bratkowski	0-1	
3	Roman Gabriel	2-1		1	Pat Haden	0-1	
3	Vince Ferragamo	1-2		1	Jim Hardy	0-1	
3	Billy Wade	1-2		1	James Harris	1-0	
2	Bob Waterfield	2-0		1	Chris Miller	1-2	
2	Tony Banks	1-1		1	Mark Rypien	0-3	

RECEIVING

336	Willie Anderson @ New Orleans,	Nov. 26, 1989	(15 receptions)
238	Harold Jackson vs. Dallas,	Oct. 14, 1973	(7 receptions)
230	Henry Ellard vs. Indianapolis,	Sept. 17, 1989	(12 receptions)
229	Isaac Bruce @ Baltimore,	Oct. 27, 1996	(11 receptions)
226	Eddie Kennison @ Atlanta,	Dec. 15, 1996	(5 receptions)
220	Ron Jessie @ Miami,	Oct. 3, 1976	(7 receptions)
210	Isaac Bruce, vs. Miami,	Dec. 24, 1995	(15 receptions)
208	Jim Phillips @ Green Bay,	Nov. 16, 1958	(8 receptions)
207	Carroll Dale @ Detroit,	Nov. 17, 1963	(7 receptions)
202	Jim Benton @ N.Y. Yanks,	Dec. 5, 1946	(12 receptions)
200	Tommy McDonald vs. Cleveland,	Dec. 12, 1965	(6 receptions)
196	Elroy Hirsch vs. Green Bay,	Dec. 12, 1953	(9 receptions)
195	Elroy Hirsch vs. Chicago Cardinals,	Nov. 11, 1951	(7 receptions)
191	Isaac Bruce, vs. Atlanta,	Oct. 12, 1995	(10 receptions)
183	George Farmer vs. Chicago,	Dec. 26, 1982	(9 receptions)
181	Isaac Bruce, @ Indianapolis,	Oct. 1, 1995	(8 receptions)
175	Del Shofner vs. Baltimore,	Dec. 6, 1958	(5 receptions)
173	Elroy Hirsch @ N.Y. Yanks,	Sept. 28, 1951	(9 receptions)
173	Isaac Bruce, vs. San Francisco,	Oct. 22, 1995	(9 receptions)
171	Henry Ellard @ Detroit,	Dec. 6, 1987	(7 receptions)
169	Del Shofner @ Detroit,	Nov. 15, 1959	(5 receptions)
168	Elroy Hirsch @ Green Bay,	Oct. 11 1953	(8 receptions)
167	Henry Ellard @ Denver,	Nov. 27, 1988	(11 receptions)
166	Henry Ellard @ Philadelphia,	Nov. 6, 1988	(7 receptions)
165	Henry Ellard vs. Atlanta,	Oct. 8, 1989	(8 receptions)
163	Elroy Hirsch @ San Francisco,	Oct. 28, 1951	(4 receptions)
163	Jim Phillips vs. Chicago,	Sept. 23, 1961	(9 receptions)
163	Henry Ellard vs. Phoenix,	Nov. 19, 1989	(7 receptions)
162	Tom Fears @ N.Y. Yanks,	Sept. 28, 1951	(7 receptions)
160	Henry Ellard vs. Kansas City,	Nov. 10, 1991	(8 receptions)
159	Tom Fears vs. Washington,	Dec. 11, 1949	(10 receptions)
157	Elroy Hirsch @ N.Y. Yanks,	Nov. 19, 1954	(5 receptions)
157	Bob Boyd vs. San Francisco,	Oct. 3, 1954	(5 receptions)
155	Tommy McDonald @ Chicago,	Oct. 10, 1965	(9 receptions)
154	Jim Phillips @ N.Y. Giants,	Oct. 22, 1961	(8 receptions)
154	Willie Anderson @ Atlanta,	Sept. 11, 1994	(5 receptions)
152	Drew Hill @ Pittsburgh,	Sept. 11, 1984	(4 receptions)

Bold denotes rookie

GAMES WITH MORE THAN ONE 100-YARD RECEIVER

Dec. 11, 1949	vs. Washington, Tom Fears (10-159) and Bob Shaw (5-137)
Sept. 22, 1950	vs. N.Y. Yanks, Glen Davis (5-103) and Dick Hoerner (4-105)
Nov. 19, 1950	@ N.Y. Yanks, Dick Hoerner (14-125) and Elroy Hirsch (8-157)
Sept. 28, 1951	@ N.Y. Yanks, Tom Fears (7-162), Elroy Hirsch (9-173) and V.T. Smith (2-103)
Dec. 14, 1952	vs. Pittsburgh, Tom Fears (10-122) and Elroy Hirsch (4-108)
Oct. 4, 1953	@ San Francisco, Bob Boyd (4-107) and Elroy Hirsch (9-107)
Sept. 26, 1954	@ Baltimore, Skeet Quinlan (4-135) and Bob Boyd (4-121)
Oct. 10, 1954	@ Detroit, Bob Boyd (8-128) and Elroy Hirsch (6-105)
Nov. 21, 1954	@ N.Y. Giants, Bob Boyd (5-103) and Tom Fears (9-136)
Dec. 12, 1954	vs. Green Bay, Bob Boyd (4-106) and Elroy Hirsch (5-119)
Oct. 7, 1956	@ San Francisco, Elroy Hirsch (8-150) and Bob Boyd (7-119)
Nov. 23, 1958	@ Baltimore, Lamar Lundy (6-103) and Del Shofner (8-110)
Oct. 11, 1964	@ Chicago, Jim Phillips (7-110) and Bucky Pope (4-108)
Nov. 1, 1964	@ Detroit, Carroll Dale (7-109) and Marlin McKeeber (6-100)
Dec. 4, 1976	vs. Atlanta, Ron Jessie (4-112) and Dwight Scales (2-102)
Dec. 26, 1982	vs. Chicago, George Farmer (9-183) and Preston Denmark (5-122)
Sept. 9, 1990	@ Green Bay, Henry Ellard (6-106) and Willie Anderson (5-128)
Oct. 7, 1990	vs. Cincinnati, Henry Ellard (7-100) and Willie Anderson (7-144)
Dec. 9, 1990	vs. New Orleans, Henry Ellard (5-107) and Willie Anderson (5-123)
Sept. 1, 1991	vs. Phoenix, Robert Delpino (10-113) and Henry Ellard (7-116)

CAREER 100-YARD RECEIVING GAMES

NO.	PLAYER	TEAM		NO.	PLAYER	TEAM	
		W-L				W-L	
26	Henry Ellard	12-14		2	Willie Miller	1-1	
21	Elroy Hirsch	12-9		2	V. T. Smith (RB)	1-1	
16	Tom Fears	8-7-1		2	Billy Truax (TE)	2-0	
15	Bob Boyd	9-5-1		2	Wendell Tucker	2-0	
14	Isaac Bruce	5-9		1	Jon Arnett (RB)	0-1	
14	Jim Phillips	4-9-1		1	Johrny Bailey (RB)	0-1	
10	Jack Snow	5-4-1		1	Mike Barber (TE)	0-1	
9	Willie Anderson	4-5		1	Jim Bertlesen (RB)	0-1	
8	Carroll Dale	2-5-1		1	Ron Brown	1-0	
8	Harold Jackson	5-3		1	Bob Carey	1-1	
8	Del Shofner	2-6		1	Leon Clarke	1-0	
6	Tommy McDonald	4-2		1	Aaron Cox	1-0	
5	Bernie Casey	3-0-2		1	Glen Davis	1-0	
5	Ron Jessie	5-0		1	Troy Drayton (TE)	1-0	
4	Jim Benton	3-1		1	Pete Holohan (TE)	1-0	
4	Martin McKeever (TE)	1-3		1	Tom Keane	1-0	
3	Preston Dennard	1-2		1	Lamar Lundy (TE)	0-1	
3	Drew Hill	1-2		1	Ollie Matson (RB)	0-1	
3	Bucky Pope	1-2		1	Dwight Scales	1-0	
2	Robert Delpino (RB)	0-2		1	Bob Shaw	1-0	
2	George Farmer	0-2		1	Clendon Thomas (RB)	0-1	
2	Eddie Kennison	1-1		1	Billy Waddy	1-0	

LARGEST MARGIN OF VICTORY

- 59 points, (59-0) vs. Atlanta, Dec. 4, 1976
- 49 points, (56-7) vs. San Francisco, Nov. 9, 1958
- 48 points, (48-0) @ Baltimore, Sept. 26, 1954
- 43 points, (70-27) vs. Baltimore, Oct. 22, 1950
- 43 points, (45-21) vs. Baltimore, Dec. 5, 1953
- 43 points, (59-16) vs. Atlanta, Nov. 10, 1996
- 41 points, (55-14) vs. N.Y. Giants, Nov. 13, 1966
- 40 points, (54-14) @ N.Y. Yanks, Sept. 28, 1951
- 39 points, (42-31) @ Philadelphia, Nov. 3, 1975
- 39 points, (45-6) vs. Seattle, Oct. 31, 1976

LARGEST MARGIN OF DEFEAT

- 48 points, (48-0) @ San Francisco, Dec. 27, 1987
- 47 points, (47-0) @ Chicago Bears, Nov. 29, 1942
- 38 points, (52-14) vs. Chicago Bears, Oct. 13, 1963
- 36 points, (56-20) @ Philadelphia, Oct. 8, 1950
- 36 points, (42-6) @ Pittsburgh, Nov. 3, 1996
- 35 points, (35-0) @ San Francisco, Oct. 8, 1961
- 35 points, (56-21) @ Baltimore, Nov. 25, 1956
- 35 points, (42-7) vs. Green Bay, Nov. 12, 1944
- 35 points, (49-14) @ New York, Nov. 16, 1941
- 34 points, (34-0) @ San Francisco, Oct. 4, 1959
- 34 points, (44-10) vs. San Francisco, Oct. 22, 1995

ALL-TIME PLAYOFF LEADERS



RUSHING

	G	Att.	Yds.	Avg.	Long	TD
McCutcheon, Lawrence (1972-79)	11	173	687	4.0	26	2
Dickerson, Eric (1983-87)	6	133	674	5.1	65	3
Bryant, Cullen (1973-82, 87)	14	102	413	4.0	17	2
Bell, Greg (1987-89)	4	71	322	4.5	54	1
Tyler, Wendell (1977-82)	4	64	228	3.6	39	1
Cappelletti, John (1974-78)	9	59	196	3.3	16	1
Towler, Dan (1950-55)	5	45	166	3.7	17	2
Bertelsen, Jim (1972-76)	5	32	136	4.3	13	0
Hoerner, Dick (1947-51)	4	43	120	2.8	24	3
Gillette, Jerry (1946)	1	17	101	5.9	19	0
NFL Record						
Harris, Franco (Pittsburgh, 1972-84)	19	400	1,556	3.9	50	16

RECEIVING

	G	No.	Yds.	Avg.	Long	TD
Fears, Tom (1948-56)	6	28	572	20.4	73t	5
Ellard, Henry (1983-93)	10	28	419	15.0	39	1
Jackson, Harold (1968, 73-77)	8	21	505	24.0	73	4
Jessie, Ron (1975-79)	6	20	314	15.7	41	1
Dennard, Preston (1978-83)	8	18	314	17.4	35	3
McCutcheon, Lawrence (1972-79)	11	17	152	8.9	17	0
Hirsch, Elroy (1949-57)	6	16	209	13.1	29	0
Holohan, Pete (1988-90)	4	16	155	9.7	24	1
McGee, Buford (1987-91)	4	16	140	8.8	22	0
Nelson, Terry (1973-80)	13	14	203	14.5	33	0
NFL Record						
Rice, Jerry (San Francisco, 1985-96)	21	120	1742	14.5	73t	18

PASSING

	G	Att.	Comp.	Pct.	Yds.	TD	Int.
Everett, Jim (1986-92)	5	176	87	49.4	1,120	7	11
Waterfield, Bob (1946-52)	7	124	63	50.8	965	6	11
Ferragamo, Vince (1977-80, 82-84)	7	188	92	48.9	1,227	5	11
Haden, Pat (1976-81)	5	123	55	44.7	728	4	12
NFL Record (Min. 150 Attempts)							
Starr, Bart (Green Bay, 1956-71)	10	213	130	61.0	1,753	15	3

RUSHING-RECEIVING YARDS

	G	RUSHING	RECEIVING	TOTAL
McCutcheon, Lawrence (1972-79)	11	687	152	839
Dickerson, Eric (1983-87)	6	674	30	704
Bryant, Cullen (1973-82, 87)	14	413	124	537
Ellard, Henry (1983-93)	10	2	419	421
Bell, Greg (1987-89)	4	322	57	379
NFL Record				
Thomas, Thurman (Buffalo, 1988-96)	19	1399	669	2068

SCORING

	G	TD	PAT	FG	TOTAL
Lansford, Mike (1982-90)	10	0	14	9	41
Fears, Tom (1948-56)	6	5	0	0	30
Corral, Frank (1978-81)	6	0	9	7	30
Waterfield, Bob (1946-52)	7	0	14	2	20
Jackson, Harold (1968, 73-77)	8	4	0	0	20
Hoerner, Dick (1947-51)	4	3	0	0	18
Dennard, Preston (1978-83)	8	3	0	0	18
Dickerson, Eric (1983-87)	6	3	0	0	18
NFL Record					
Smith, Emmitt (Dallas, 1990-1996)	15	20	0	0	120
Thomas, Thurman (Buffalo, 1988-1996)	19	20	0	0	120

FIELD GOALS

	G	Att.	Made	Pct.	Long
Lansford, Mike (1982-90)	10	12	9	75.0	43
Corral, Frank (1978-81)	6	11	7	63.6	45
Ray, David (1969-74)	4	7	4	57.1	40
NFL Record (Min. 10 Field Goals)					
Nelson, Chuck (Minnesota, 1983-88)	5	11	10	90.9	47

PUNTING

	G	No.	Avg.	Long	Blk.
Burke, Mike (1974)	2	10	43.4	49	0
Clark, Ken (1979)	3	15	40.6	59	0
Waterfield, Bob (1946-52)	7	35	40.1	61	0
NFL Record (Min. 25 Punts)					
Camarillo, Rich (New England, 1981-87)	6	35	44.5	62	1

KICKOFF RETURNS (Min. 10)

	G	No.	Yds.	Avg.	Long	TD
Bryant, Cullen (1973-82, 87)	14	14	315	22.5	41	0
Brown, Ron (1984-89, 91)	7	11	237	21.5	38	0
NFL Record						
Garrett, Carl (Oakland, 1976-77)	5	16	481	30.1	62	0

PUNT RETURNS (Min. 10)

	G	No.	Yds.	Avg.	Long	TD
Bryant, Cullen (1973-82, 87)	14	11	97	8.8	19	0
Brown, Eddie (1978-79)	5	10	88	8.8	37	0
Ellard, Henry (1983-93)	10	11	94	8.5	23	0
NFL Record						
Carter, Anthony (Minnesota, 1985-88)	6	17	259	15.2	84t	1

INTERCEPTIONS

	G	No.	Yds.	Avg.	Long	TD
*Simpson, Bill (1974-78)	8	6	137	22.8	65t	1
Irvin, LeRoy (1980-89)	11	4	149	37.3	94	0
Elmendorf, Dave (1971-79)	11	3	15	5.0	10	0
Robertson, Isiah (1971-78)	10	2	74	37.0	59t	1
Brown, Eddie (1978-79)	5	2	27	13.5	21	0
Reynolds, Jack (1970-80)	13	2	16	8.0	12	0
Jackson, Monte (1975-77)	5	2	0	0.0	0	0

*Simpson shares NFL record of nine interceptions in postseason play with Ronnie Lott (San Francisco-L.A. Raiders) and Charlie Waters (Dallas). Simpson had three interceptions with Buffalo.

INDIVIDUAL PLAYOFF RECORDS



SERVICE

Most Games, Career

- 18 Jackie Slater, 1976-94
- 16 Jack Youngblood, 1971-84
- 16 Dennis Harrah, 1975-87

SCORING

POINTS

Most Points, Game

- 18 Tom Fears, vs. Chicago, 12/17/50
- 12 Dick Hoerner, @ Cleveland, 12/24/50
- 12 Eric Dickerson, vs. Dallas, 1/4/84
- 12 Willie Anderson, @ N.Y. Giants, 1/7/90

Game, Opponent

- 18 Preston Pearson, vs. Dallas, 1/4/76
- 18 John Riggins, @ Washington, 1/1/84
- 16 Bob Harder, @ Detroit, 12/21/52
- 15 Mark Moseley, @ Washington, 1/1/84

TOUCHDOWNS

Game

- 3 Tom Fears, vs. Chicago, 12/17/50 (3-p)
- 2 Dick Hoerner, @ Cleveland, 12/24/50 (2-r)
- 2 Eric Dickerson, vs. Dallas, 1/4/84 (2-r)
- 2 Willie Anderson, @ N.Y. Giants, 1/7/90 (2-p)

Game, Opponent

- 3 Preston Pearson, vs. Dallas, 1/4/76(3-p)
- 3 John Riggins, @ Washington, 1/1/84 (3-r)

Most Consecutive Games Scoring Touchdown

- 3 Preston Dennard, 1980-83
- 2 8 times, last by Damone Johnson, 1988-89

POINTS AFTER TOUCHDOWNS

Most Attempted, Career

- 15 Bob Waterfield, 1946-52
- 14 Mike Lansford, 1982-90
- 11 Frank Corral, 1978-81

Most Attempted, Game

- 5 Tom Dempsey, vs. St. Louis, 12/27/75
- 4 Bob Waterfield, @ Cleveland, 12/24/50
- 4 Frank Corral, vs. Minnesota, 12/31/78

Most Made, Career

- 14 Bob Waterfield, 1946-52
- 14 Mike Lansford, 1982-90
- 11 Frank Corral, 1978-91

Most Made, Game

- 5 Tom Dempsey, vs. St. Louis, 12/27/75
- 4 Bob Waterfield, @ Cleveland, 12/24/50
- 4 Frank Corral, vs. Minnesota, 12/31/78

Made, Opponent

- 6 Mark Moseley, @ Washington, 1/1/84
- 5 Lou Groza, vs. Cleveland, 12/26/55
- 4 7 times, last by Chuck Nelson, @ Minnesota, 12/26/88

Most Made, No Misses, Career

- 14 Mike Lansford, 1982-90

FIELD GOALS

Most Attempted, Game

- 6 David Ray, @ Dallas, 12/23/73
- 3 Frank Corral, @ Tampa Bay, 1/6/80
- 3 Bruce Gossett, @ Minnesota, 12/27/69

Most Attempted, Opponent, Game

- 4 Jess Atkinson, @ Washington, 12/28/86
- 4 Mike Cofer, @ San Francisco, 1/14/90

Most Made, Game

- 3 David Ray, @ Dallas, 12/23/73
- 3 Frank Corral, @ Tampa Bay, 1/6/90

Most Made, Opponent, Game

- 4 Jess Atkinson, @ Washington, 12/28/86
- 3 4 times, last by Mike Cofer, @ San Francisco, 1/14/90

Most Consecutive Field Goals Made

- 5 Frank Corral, 1979-80
- 5 Mike Lansford, 1983-86

Most Consecutive Games Made

- 2 David Ray, 1973-74
- 2 Frank Corral, 1980
- 2 Mike Lansford, 1990

Longest Field Goal

- 45 Frank Corral, vs. Pittsburgh, 1/20/80
- 43 Bob Waterfield, vs. Chicago, 12/17/50
- 43 Frank Corral, vs. Minnesota, 12/31/78
- 43 Mike Lansford, @ Minnesota, 12/26/88

Longest Field Goal, Opponent

- 52 Lou Groza, vs. Cleveland, 12/23/51
- 44 Efen Herrera, @ Dallas, 12/19/76
- 43 Pat Harder, @ Detroit, 12/21/52

SAFETIES

Most, Game

- 1 Team, vs. Washington, 12/16/45

Most, Opponent, Game

- 1 Carl Eller, @ Minnesota, 12/27/69

- 1 Jim Jensen, @ Dallas, 12/19/76
- 1 Randy White, @ Dallas, 12/30/79

RUSHING

ATTEMPTS

Game	
37	Lawrence McCutcheon, vs. St. Louis, 12/27/75
34	Eric Dickerson, vs. Dallas, 1/4/86
27	Cullen Bryant, vs. Minnesota, 12/31/78
27	Greg Bell, @ Philadelphia, 12/31/89

Opponent, Game

31	Steve Van Buren, vs. Philadelphia, 12/18/49
31	Chuck Foreman, vs. Minnesota, 12/26/77
29	George Rogers, @ Washington, 12/28/86

YARDS GAINED

Game	
248	Eric Dickerson, vs. Dallas, 1/4/86
202	Lawrence McCutcheon, vs. St. Louis, 12/27/75
158	Eric Dickerson, @ Washington, 12/28/86

Game, Opponent

204	Steve Van Buren, vs. Philadelphia, 12/18/79
160	Tony Dorsett, vs. Dallas, 12/28/80
120	Otis Anderson, @ N.Y. Giants, 1-7-90

Longest Run

65	Eric Dickerson, @ Washington, 12/28/86
55	Eric Dickerson, vs. Dallas, 1/4/86
54	Greg Bell, @ Philadelphia, 12/31/89

Longest Run, Opponent

62	Chuck Foreman, @ Minnesota, 12/26/76
53	Tony Dorsett, vs. Dallas, 1/7/79
49	Steve Van Buren, vs. Philadelphia, 12/18/49

Most Games, 100 or More Yards

3	Lawrence McCutcheon, 1972-79
3	Eric Dickerson, 1983-87
2	Cullen Bryant, 1973-82, 87

Most Consecutive Games, 100 or More Yards

2	Lawrence McCutcheon, 1976-77
---	------------------------------

AVERAGE GAIN

Career (50 attempts)

5.07	Eric Dickerson, 1983-87
4.54	Greg Bell, 1987-89
4.05	Cullen Bryant, 1973-82, 87

Game (10 attempts)

7.29	Eric Dickerson, vs. Dallas, 1/4/86
6.38	Lawrence McCutcheon, vs. Minnesota, 12/26/77
6.08	Eric Dickerson, @ Washington, 12/28/86

TOUCHDOWNS

Game	
2	Dick Hoerner, @ Cleveland, 12/24/50
2	Eric Dickerson, vs. Dallas, 1/4/86

Game, Opponent

3	John Riggins, @ Washington, 1/1/84
2	5 times, last by Alfred Anderson, @ Minnesota, 12/26/88

Most Consecutive Games Rushing for Touchdown

2	Dick Hoerner, 1950-51
2	Dan Towler, 1951-52
2	Lawrence McCutcheon, 1976
2	Eric Dickerson, 1984-85

PASSING

ATTEMPTS

Game	
45	Jim Everett, @ Minnesota, 12/26/88
44	Jim Everett, @ N.Y. Giants, 1/7/90
43	Vince Ferragamo, @ Washington, 1/1/84

Game, Opponent

53	Danny White, @ Dallas, 12/26/83
43	Danny White, vs. Dallas, 1/4/86
41	Jim Hart, vs. St. Louis, 12/27/75

COMPLETIONS

Game	
25	Jim Everett, @ N.Y. Giants, 1/7/90
22	Roman Gabriel, @ Minnesota, 12/27/69
20	Vince Ferragamo, @ Washington, 1/1/84

Game, Opponent

32	Danny White, @ Dallas, 12/26/83
26	Joe Montana, vs. San Francisco, 1/14/90
24	Danny White, vs. Dallas, 1/4/86
24	Randall Cunningham, @ Philadelphia, 12/31/89

Consecutive Passes Completed

8	Roman Gabriel, @ Minnesota, 12/27/69
7	Roman Gabriel, @ Minnesota, 12/27/69
7	Vince Ferragamo, @ Tampa Bay, 1/6/80

COMPLETION PERCENTAGE

Game (20 attempts)

68.8	Roman Gabriel, @ Minnesota, 12/27/69 (22 of 32)
66.7	Bob Waterfield, vs. Chicago, 12/17/50 (14 of 21)
60.0	Vince Ferragamo, vs. Pittsburgh, 1/20/80 (15 of 25)

YARDS GAINED

Game	
315	Jim Everett, @ N.Y. Giants, 1/7/90
312	Bob Waterfield, @ Cleveland, 12/24/50
281	Jim Everett, @ Philadelphia, 1/1/90

Game, Opponent

330	Danny White, @ Dallas, 12/26/83
309	Terry Bradshaw, vs. Pittsburgh, 1/20/80
302	Joe Theismann, @ Washington, 1/1/84

Most Games, 300 or More Passing Yards, Career

- 1 Bob Waterfield, @ Cleveland, 12/24/50
 1 Jim Everett, @ Philadelphia, 1/7/90

Longest Pass Completion**(All TDs unless noted)**

- 82 Bob Waterfield (to Davis),
 @ Cleveland, 12/24/50
 73 Norm Van Brocklin (to Fears),
 vs. Cleveland 12/23/51
 73 James Harris (to Jackson),
 @ Minnesota, 12/29/74 (no TD)

Longest Pass Completion, Opponent**(All TDs unless noted)**

- 83 Roger Staubach (to Drew Pearson),
 @ Dallas, 12/23/78
 73 Terry Bradshaw (to John Stallworth)
 vs. Pittsburgh, 1/20/80
 57 Fran Tarkenton (to Chuck Foreman),
 @ Minnesota, 12/26/76 (no TD)

TOUCHDOWNS**Game**

- 3 Bob Waterfield, vs. Chicago, 12/27/50
 3 Vince Ferragamo, @ Dallas, 12/26/83

Game, Opponent

- 4 Otto Graham, @ Cleveland, 12/24/50
 4 Roger Staubach, vs. Dallas, 1/4/76

Most Consecutive Games,**Touchdown Pass**

- 4 Jim Everett, 1986-90
 3 Norm Van Brocklin, 1951-55
 3 Pat Haden, 1976-78

HAD INTERCEPTED**Game**

- 6 Norm Van Brocklin, vs. Cleveland, 12/26/55
 4 Bob Waterfield, @ Cleveland, 12/24/50

Game, Opponent

- 3 7 times, last by Danny White, 1/4/86

Most Consecutive Passes Attempted, None Intercepted

- 55 Norm Van Brocklin, 1949-55
 49 Vince Ferragamo, 1979
 35 Ron Jaworski, 1975

Most Attempts, No Interceptions, Game

- 34 Jim Everett, @ Minnesota, 12/26/88
 31 Roman Gabriel, @ Minnesota, 12/27/69
 30 Vince Ferragamo, @ Dallas, 12/26/83

Most Attempts, No Interceptions,**Opponent**

- 35 Randall Cunningham, @ Philadelphia,
 12/31/89
 31 Phil Simms, vs. N.Y. Giants, 12/23/84
 30 Joe Montana, @ San Francisco, 1/14/90

TIMES SACKED**Game**

- 5 Roman Gabriel, @ Green Bay, 12/23/67
 5 John Hadl, @ Dallas, 12/23/73
 5 Ron Jaworski, vs. Dallas, 1/4/76

Game, Opponent

- 7 Roger Staubach, @ Dallas, 12/23/73
 5 Johnny Lujack, vs. Chicago, 12/17/50
 5 Danny White, vs. Dallas, 1/4/86
 5 Wade Wilson, @ Minnesota, 12/26/88

PASS RECEIVING**RECEPTIONS****Game**

- 9 Tom Fears, @ Cleveland, 12/24/50
 8 Henry Ellard, @ N.Y. Giants, 1/7/90
 7 4 times, last by Buford McGee, 1/14/90

Game, Opponent

- 11 Dante Lavelli, @ Cleveland, 12/24/50
 9 Tony Hill, @ Dallas, 12/26/83
 9 Keith Byars, @ Philadelphia, 12/31/89

Most Consecutive Games, Pass Reception

- 10 Henry Ellard, 1983-93
 6 Tom Fears, 1948-56
 6 Elroy Hirsch, 1949-57
 6 Cullen Bryant, 1973-82, 87

YARDS**Game**

- 198 Tom Fears, vs. Chicago, 12/17/50
 139 Tom Fears, vs. Cleveland, 12/23/51
 139 Harold Jackson, @ Minnesota, 12/29/74

Game, Opponent

- 171 Charlie Brown, @ Washington, 1/1/84
 128 Dante Lavelli, @ Cleveland, 12/24/50
 123 Preston Pearson, vs. Dallas, 1/4/76

Longest Pass Reception**(All TDs unless noted)**

- 82 Glenn Davis, @ Cleveland, 12/24/50
 73 Tom Fears, vs. Cleveland, 12/23/51
 73 Harold Jackson, @ Minnesota,
 12/29/74 (no TD)

Longest Pass Reception, Opponent**(All TDs unless noted)**

- 83 Drew Pearson, @ Dallas, 12/23/73
 73 John Stallworth, vs. Pittsburgh, 1/20/80
 57 Chuck Foreman, @ Minnesota,
 12/26/76 (no TD)

Most Games, 100 or More Yards, Career

- 3 Tom Fears, 1948-56
 2 Harold Jackson, 1968, 73-77

AVERAGE GAIN**Game (3 receptions)**

- 46.3 Tom Fears, vs. Cleveland, 12/23/51 (3-139)
 46.3 Harold Jackson, @ Minnesota,

- 12/29/74 (3-139)
 32.3 Billy Waddy, @ Dallas, 12/30/79 (3-97)

TOUCHDOWNS

Game

- 3 Tom Fears, vs. Chicago, 12/17/50
 2 Willie Anderson, @ N.Y. Giants, 1/7/90

Game, Opponent

- 3 Preston Pearson, vs. Dallas, 1/4/76
 2 Dante Lavelli, @ Cleveland, 12/24/50
 2 Drew Pearson, @ Dallas, 12/23/73
 2 Art Monk, @ Washington, 1/1/84

Most Consecutive Games, Touchdown

- 2 Tom Fears, 1951-52
 2 Harold Jackson, 1974-75
 2 Harold Jackson, 1976-77
 2 Preston Dennard, 1983

RUSHING-RECEIVING

ATTEMPTS

Game

- 40 Lawrence McCutcheon, vs. St. Louis, 12/22/74 (ru-37, re-3)
 35 Eric Dickerson, vs. Dallas, 1/4/86 (ru-34, re-1)
 29 Wendell Tyler, @ Tampa Bay, 1/6/80 (ru-28, re-1)

YARDS

Game

- 247 Eric Dickerson, vs. Dallas, 1/4/86 (ru-248, re-1)
 210 Lawrence McCutcheon, vs. St. Louis, 12/22/74 (ru-202, re-8)
 147 Greg Bell, @ Philadelphia, 12/31/89 (ru-124, re-23)

PUNTING

PUNTS

Game

- 11 Dale Hatcher, @ Chicago, 1/12/86
 9 Bob Waterfield, vs. Philadelphia, 12/18/49
 7 7 times, last by Dale Hatcher, @ San Francisco, 1/14/90

Game, Opponent

- 10 Maury Buford, @ Chicago, 1/11/86
 8 Neil Clabo, vs. Minnesota, 12/26/77
 8 Tom Blanchard, @ Tampa Bay, 1/6/80

Longest Punt

- 64 Dave Chapple, @ Dallas, 12/23/73
 63 Dale Hatcher, @ Minnesota, 12/26/88
 61 Bob Waterfield, @ Cleveland, 12/24/50

Longest Punt, Opponent

- 68 Horace Gillom, @ Cleveland, 12/24/50
 57 Neil Clabo, vs. Minnesota, 12/26/77
 55 4 times, last by Maury Buford,

@ Chicago, 1/11/86

AVERAGE GROSS YARDS

Game (4 punts)

- 50.8 Norm Van Brocklin, @ Cleveland, 12/24/50 (4-203)
 48.2 Dale Hatcher, @ Minnesota, 12/26/88 (5-241)
 45.0 Norm Van Brocklin, vs. Cleveland, 12/26/55 (4-180)

Game, Opponent (4 punts)

- 46.9 Mike Saxon, vs. Dallas, 1/4/86 (7-328)
 46.7 Marv Bateman, @ Dallas, 12/23/73 (7-327)
 43.8 Robert Smith, @ Detroit, 12/21/52 (5-219)

HAD BLOCKED

Career

- 3 Rusty Jackson, 1976
 1 Bob Waterfield, 1946-52
 1 Glen Walker, 1977

Most Consecutive Punts, None Blocked

- 44 Dale Hatcher, 1985-89, 91
 18 Bob Waterfield, 1946-52
 17 John Misko, 1982-84

INSIDE 20

Career

- 14 Dale Hatcher, 1985-89, 91
 5 Bob Waterfield, 1946-52
 3 Jon Kilgore, 1965-67
 3 Glen Walker, 1977

Game

- 3 4 times, last by Dale Hatcher, @ San Francisco, 1/14/90

PUNT RETURNS

RETURNS

Game

- 6 Eddie Brown, @ Tampa Bay, 1/6/80
 5 Jackie Wallace, vs. Minnesota, 12/31/78
 4 4 times, last by Clifford Hicks, @ Minnesota, 12/26/88

Game, Opponent

- 5 George McAfee, vs. Chicago, 12/19/50
 5 James Jones, @ Dallas, 12/28/80
 4 6 times, last by Keith Ortego, @ Chicago, 1/11/86

FAIR CATCHES

Career

- 3 Dave Elmendorf, 1971-79
 2 5 times, last by Darryl Henley, 1989-94

Game

- 2 Tom Kalmanir, vs. Cleveland, 12/23/50
 2 V.T. Smith, vs. Cleveland, 12/23/50
 2 Ed Meador, @ Green Bay, 12/23/67
 2 Dave Elmendorf, vs. St. Louis, 12/27/75

Game, Opponent

- 3 Willie Wood, @ Green Bay, 12/23/67
- 3 Nick Giaquinto, @ Washington, 1/1/84
- 3 Gordon Banks, vs. Dallas, 1/4/86

YARDS GAINED**Career**

- 97 Cullen Bryant, 1973-82, 87
- 94 Henry Ellard, 1983-93
- 93 Jackie Wallace, 1977-79

Game

- 71 V.T. Smith, @ Detroit, 12/21/52
- 71 Jackie Wallace, vs. Minnesota, 12/31/78
- 67 Eddie Brown, @ Tampa Bay, 1/6/80

Game, Opponent

- 81 James Jones, @ Dallas, 12/28/80
- 68 George McAfee, vs. Chicago, 12/19/50
- 64 Butch Johnson, @ Dallas, 12/19/76

Longest Punt Return

- 57 V.T. Smith, @ Detroit, 12/21/52 (TD)
- 37 Eddie Brown, @ Tampa Bay, 1/6/60
- 32 Clifford Hicks, @ Minnesota, 12/26/88

Longest Punt Return, Opponent

- 48 Nick Giaquinto, @ Washington, 1/1/84
- 44 Butch Johnson, @ Dallas, 12/19/76
- 43 James Jones, @ Dallas, 12/28/80

AVERAGE YARDAGE**Game (3 returns)**

- 14.2 Jackie Wallace, vs. Minnesota, 12/31/78 (5-71)
- 13.0 Jim Bertelsen, @ Dallas, 12/23/73 (4-52)
- 12.3 Albie Reisz, vs. Washington, 12/16/45 (3-37)

Game, Opponent (3 returns)

- 18.7 Nick Giaquinto, @ Washington, 1/1/84 (3-56)
- 16.2 James Jones, @ Dallas, 12/28/80 (5-81)
- 16.0 Butch Johnson, @ Dallas, 12/19/76 (4-64)

TOUCHDOWNS**Game**

- 1 V.T. Smith, @ Detroit, 12/21/52

KICKOFF RETURNS**RETURNS****Game**

- 7 Henry Ellard, @ Washington, 1/1/84
- 5 4 times, last by Barry Redden, vs. N.Y. Giants, 12/23/84

Game, Opponent

- 5 Ken Carpenter, vs. Cleveland, 12/23/51
- 5 Larry Anderson, vs. Pittsburgh, 1/20/80

YARDS**Game**

- 129 Woodley Lewis, @ Detroit, 12/21/52
- 127 Woodley Lewis, vs. Cleveland, 12/26/55
- 120 Henry Ellard, @ Washington, 1/1/84

Game, Opponent

- 162 Larry Anderson, vs. Pittsburgh, 1/20/80
- 135 Ken Carpenter, vs. Cleveland, 12/23/51
- 106 Isaac Hagins, @ Tampa Bay, 1/6/80

Longest Kickoff Return

- 46 Robert Delpino, @ San Francisco, 1/14/90
- 43 Woodley Lewis, vs. Cleveland, 12/26/55
- 37 Henry Ellard, @ Washington, 1/1/84

Longest Kickoff Return, Opponent

- 67 Terry Metcalf, vs. St. Louis, 12/27/75
- 45 Larry Anderson, vs. Pittsburgh, 1/20/80
- 38 Alvin Garrett, vs. Washington, 1/1/84

AVERAGE YARDAGE**Game (3 returns)**

- 31.8 Woodley Lewis, vs. Cleveland, 12/26/55 (4-127)
- 29.3 Ron Waller, vs. Cleveland, 12/26/55 (3-88)
- 27.3 Cullen Bryant, @ Dallas, 12/23/73 (3-82)

Game, Opponent

- 35.0 Terry Metcalf, vs. St. Louis, 12/27/75 (3-105)
- 32.4 Larry Anderson, vs. Pittsburgh, 1/20/80 (5-162)
- 27.0 Ken Carpenter, vs. Cleveland, 12/23/51 (5-135)

INTERCEPTIONS BY**Game**

- 2 Bill Simpson, vs. Minnesota, 12/31/78
- 2 Bill Simpson, vs. St. Louis, 12/27/75

Game, Opponent

- 2 7 times, last by Joey Browner, @ Minnesota, 12/26/88

Most Consecutive Games, Interception

- 2 Jack Reynolds, 1973
- 2 Bill Simpson, 1975-76
- 2 Monte Jackson, 1976
- 2 LeRoy Irvin, 1980-83

YARDS GAINED**Game**

- 94 LeRoy Irvin, @ Dallas, 12/26/83
- 83 Bill Simpson, vs. St. Louis, 12/27/75
- 59 Isiah Robertson, @ Dallas, 12/23/73

Game, Opponent

- 72 Darrell Green, @ Washington, 1/1/84
- 68 Thomas Henderson, vs. Dallas, 1/7/79
- 65 Don Paul, vs. Cleveland, 12/26/55

Longest Return (All TDs unless noted)

- 94 LeRoy Irvin, @ Dallas, 12/26/83 (no TD)
- 65 Bill Simpson, vs. St. Louis, 12/27/75
- 59 Isiah Robertson, @ Dallas, 12/23/73

Longest Return, Opponent (All TDs)

- 72 Darrell Green, @ Washington, 1/1/84
- 68 Thomas Henderson, vs. Dallas, 1/7/79
- 65 Don Paul, vs. Cleveland, 12/26/55

FUMBLES**OPPONENTS FUMBLES RECOVERED****Career**

- 3 Fred Dryer, 1972-81
- 2 Chuck Lamson, 1965-67
- 2 Dave Elmendorf, 1971-79
- 2 Jack Youngblood, 1971-84

Game

- 2 Chuck Lamson, @ Green Bay, 12/23/67
- 2 Dave Elmendorf, @ Minnesota, 12/29/74

Game, Opponent

- 2 Matt Blair, @ Minnesota, 12/26/76

Longest Fumble Return

- 22 Andy Robustelli, vs. Cleveland, 12/23/51
- 10 Jack Youngblood, @ Minnesota, 12/26/76

Longest Fumble Return, Opponent

- 52 Wilber Marshall, @ Chicago, 1/11/86 (TD)
- 21 Alvin Walton, @ Washington, 12/28/86
- 19 Neal Olkewicz, @ Washington, 12/28/86

SACKS**TOTAL SACKS****Career**

- 7.5 Jack Youngblood, 1971-84
- 7 Kevin Greene, 1985-92
- 4 Fred Dryer, 1972-81
- 4 Gary Jeter, 1983-88

Game

- 3 Gary Jeter, vs. Dallas, 1/4/86
- 3 Kevin Greene, @ Minnesota, 12/26/88
- 2.5 Jack Youngblood, @ Dallas, 12/23/73

Game, Opponent

- 3.5 Henry Jordan, @ Green Bay, 12/23/67
- 2 Carl Eller, @ Minnesota, 12/26/76
- 2 Lawrence Taylor, @ N.Y. Giants, 1/7/90

BLOCKED KICKS**BLOCKED PUNTS****Game, Opponent**

- 2 Charlie Waters, @ Dallas, 12/19/76
- 1 3 times, last by Scott Studwell,
@ Minnesota, 12/31/78

BLOCKED FIELD GOALS**Game, Opponent**

- 1 Bill Willis, vs. Cleveland, 12/23/51
- 1 Nate Allen, @ Minnesota, 12/26/76

**QB Tony Banks**

TEAM PLAYOFF RECORDS



SCORING

Most Points

- 35 vs. St. Louis, 12/27/75
(Rams 35, St. Louis 23)
- 34 vs. Minnesota, 12/31/78
(Rams 34, Minnesota 10)
- 28 @ Cleveland, 12/24/50
(Cleveland 30, Rams 28)

Most Points, Opponent

- 51 @ Washington, 1/1/84
(Washington 51, Rams 7)
- 38 vs. Cleveland, 12/26/55,
(Cleveland 38, Rams 14)
- 37 vs. Dallas, 1/4/76
(Dallas 37, Rams 7)

Fewest Points

- 0 vs. Philadelphia, 12/18/49,
(Philadelphia 14, Rams 0)
- 0 vs. Dallas, 1/7/79
(Dallas 28, Rams 0)
- 0 @ Chicago, 1/12/86
(Chicago 24, Rams 0)

Fewest Points, Opponent

- 0 @ Tampa Bay, 1/6/80
(Rams 9, Tampa Bay 0)
- 0 vs. Dallas, 1/4/86
(Rams 20, Dallas 0)

Most Decisive Win

- 24 vs. Minnesota, 12/31/78
(Rams 34, Minnesota 10)
- 20 vs. Dallas, 1/4/86
(Rams 20, Dallas 0)

Most Decisive Loss

- 44 @ Washington, 1/1/84
(Washington 51, Rams 7)
- 30 vs. Dallas, 1/4/76
(Dallas 37, Rams 7)

Most Points, Both Teams

- 58 vs. Cleveland, 12/24/55
(Cleveland 30, Rams 28)
- 58 vs. St. Louis, 12/27/75
(Rams 35, St. Louis 23)
- 58 @ Washington, 1/1/84
(Washington 51, Rams 7)

FIRST DOWNS

Most First Downs

- 26 vs. St. Louis, 12/27/75
- 26 @ N.Y. Giants, 1/7/90
- 25 vs. Minnesota, 12/31/78

Most First Downs, Opponent

- 29 @ Dallas, 12/28/80
- 29 @ San Francisco, 1/14/90
- 24 vs. Dallas, 1/4/76
- 24 @ Dallas, 12/26/83

Most First Downs, Both Teams

- 48 vs. St. Louis, 12/27/75
- 46 @ N.Y. Giants, 1/7/90

Fewest First Downs

- 7 vs. Philadelphia, 12/18/49
- 9 vs. Dallas, 1/4/76
- 9 @ Chicago, 1/12/86
- 9 @ San Francisco, 1/14/90

Fewest First Downs, Opponent

- 7 @ Tampa Bay, 1/6/80
- 8 vs. Washington, 12/16/45

Fewest First Downs, Both Teams

- 22 vs. Washington, 12/16/45
(Rams 14, Washington 8)
- 22 @ Chicago, 1/12/86
(Chicago 13, Rams 9)

Most First Downs, Rushing

- 14 vs. St. Louis, 12/27/75
- 14 @ Minnesota, 12/26/76
- 13 vs. Minnesota, 12/31/78
- 13 @ Tampa Bay, 1/6/80

Most First Downs, Rushing, Opponent

- 19 @ Dallas, 12/28/80
- 12 vs. Philadelphia, 12/18/49
- 12 vs. Chicago, 12/17/50
- 12 @ San Francisco, 1/14/90

Fewest First Downs, Rushing

- 0 vs. Philadelphia, 12/18/49
- 0 @ San Francisco, 1/14/90
- 1 vs. Dallas, 1/4/76

Fewest First Downs, Rushing, Opponent

- 2 vs. Minnesota, 12/31/78
- 3 vs. Washington, 12/16/45
- 3 vs. Dallas, 1/4/86

Most First Downs, Passing

- 18 @ Philadelphia, 12/31/89
- 15 @ Minnesota, 12/26/88

Most First Downs, Passing, Opponent

- 20 @ Dallas, 12/26/83
- 16 vs. Cleveland, 12/23/51
- 16 vs. St. Louis, 12/27/75
- 16 @ San Francisco, 1/14/90

Fewest First Downs, Passing

- 3 @ Dallas, 1/4/86
- 3 @ Chicago, 1/12/86

Fewest First Downs, Passing, Opponent

- 3 @ Tampa Bay, 1/6/80
- 4 vs. Washington, 12/16/45

4 vs. Philadelphia, 12/18/49

Most First Downs, Penalty

3 @ Dallas, 12/19/76

3 @ Dallas, 12/26/83

Most First Downs, Penalty, Opponent

3 vs. N.Y. Giants, 12/23/84

2 @ Minnesota, 12/29/74

2 @ Dallas, 1/7/79

NET YARDS GAINED RUSHING AND PASSING

Most Yards Gained

448 @ N.Y. Giants, 1/7/90

440 vs. St. Louis, 12/27/75

418 @ Cleveland, 12/24/50

Most Yards Gained, Opponent

528 @ Dallas, 12/28/80

445 @ Washington, 1/1/84

442 @ San Francisco, 1/14/90

Most Yards Gained, Both Teams

832 @ Cleveland, 12/24/50
(Rams 418, Cleveland 414)

803 vs. St. Louis, 12/27/75
(Rams 440, St. Louis 363)

793 vs. Chicago, 12/17/50
(Chicago 422, Rams 371)

Fewest Yards Gained

118 vs. Dallas, 1/4/76

119 vs. Philadelphia, 12/18/49

130 @ Chicago, 1/12/86

Fewest Yards Gained, Opponent

181 @ Tampa Bay, 1/6/80

189 vs. Minnesota, 12/26/77

192 vs. N.Y. Giants

Fewest Yards Gained, Both Teams

362 @ Chicago, 1/12/86
(Chicago 232, Rams 130)

406 vs. N.Y. Giants, 12/23/84
(Giants 214, Rams 192)

456 vs. Minnesota, 12/26/77
(Rams 267, Minnesota 189)

RUSHING

ATTEMPTS

Most Rushing Attempts

53 @ Tampa Bay, 1/6/80

50 vs. St. Louis, 12/27/75

49 @ Dallas, 12/19/76

Most Rushing Attempts, Opponent

61 vs. Philadelphia, 12/18/49

50 vs. Dallas, 1/4/76

49 vs. Minnesota, 12/26/77

Fewest Rushing Attempts

10 @ San Francisco, 1/14/90

16 vs. Dallas, 1/4/76

16 @ Washington, 1/1/84

Fewest Rushing Attempts, Opponent

16 vs. Minnesota, 12/31/78

18 vs. Dallas, 1/4/86

20 @ Dallas, 12/26/83

YARDS

Most Yards Gained Rushing

269 vs. Dallas, 1/4/86

237 vs. St. Louis, 12/27/75

216 @ Tampa Bay, 1/6/80

Most Yards Gained Rushing, Opponents

338 @ Dallas, 12/28/80

274 vs. Philadelphia, 12/18/49

229 vs. Chicago, 12/17/50

Most Yards Gained Rushing, Both Teams

430 @ Dallas, 12/28/80

(Dallas 338, Rams 92)

351 @ Minnesota, 12/26/76

(Rams 193, Minnesota 158)

336 @ Washington, 12/23/86

(Rams 198, Washington 138)

Fewest Yards Gained Rushing

21 vs. Philadelphia, 12/18/49

22 vs. Dallas, 1/4/76

26 @ San Francisco, 1/14/90

Fewest Yards Gained Rushing, Opponent

35 vs. Washington, 12/16/45

36 vs. Minnesota, 12/31/78

40 vs. N.Y. Giants, 12/23/84

Fewest Yards Gained Rushing, Both Teams

147 vs. N.Y. Giants, 12/23/84

(Rams 107, Giants 40)

157 @ Dallas, 12/26/83

(Rams 94, Dallas 63)

173 vs. Cleveland, 12/23/51

(Rams 81, Cleveland 92)

PASSING

ATTEMPTS

Most Passes Attempted

45 @ Minnesota, 12/26/88

44 @ N.Y. Giants, 1/7/90

43 @ Washington, 1/1/84

Most Passes Attempted, Opponent

53 @ Dallas, 12/26/83

43 vs. Dallas, 1/4/86

41 vs. Cleveland, 12/31/51

41 vs. St. Louis, 12/27/75

Most Passes Attempted, Both Teams

84 @ Dallas, 12/26/83

(Dallas 53, Rams 31)

74 @ N.Y. Giants, 1/7/90

(Rams 44, Giants 30)

73 @ Minnesota, 12/26/88

(Rams 45, Minnesota 28)

73 @ Philadelphia, 12/31/89

(Philadelphia 40, Rams 33)

Fewest Passes Attempted

- 15 vs. N.Y. Giants, 12/23/84
 18 @ Washington, 12/28/86
 21 @ Dallas, 12/30/79

Fewest Passes Attempted, Opponent

- 9 vs. Philadelphia, 12/18/49
 10 vs. Minnesota, 12/26/77
 16 @ Dallas, 12/23/73

Fewest Passes Attempted, Both Teams

- 36 vs. Philadelphia, 12/18/49
 (Rams 27, Philadelphia 9)
 @ Dallas, 12/23/73
 (Rams 24, Dallas 16)
 42 vs. Minnesota, 12/26/77
 (Rams 32, Vikings 10)

COMPLETIONS**Most Passes Completed**

- 25 @ N.Y. Giants, 1/7/90
 22 @ Minnesota, 12/27/69
 20 @ Washington, 1/1/84

Most Passes Completed, Opponent

- 32 @ Dallas, 12/26/83
 27 @ San Francisco, 1/14/90
 24 vs. Dallas, 1/4/86
 24 @ Philadelphia, 12/31/89

Most Passes Completed, Both Teams

- 48 @ Dallas, 12/26/83
 (Dallas 32, Rams 16)
 42 @ Philadelphia, 12/31/89
 (Philadelphia 24, Rams 18)
 40 @ Cleveland, 12/24/50
 (Cleveland 22, Rams 18)
 40 @ Washington, 1/1/84
 (Rams 20, Washington 20)

Fewest Passes Completed

- 6 vs. Dallas, 1/4/86
 7 @ Dallas, 12/23/73
 9 3 times, last @ Washington,
 12/28/86

Fewest Passes Completed, Opponent

- 5 vs. Philadelphia, 12/18/49
 5 vs. Minnesota, 12/26/77
 5 @ Tampa Bay, 1/6/80

Fewest Passes Completed, Both Teams

- 15 vs. Philadelphia, 12/18/49
 (Rams 10, Philadelphia 5)
 15 @ Dallas, 12/23/73
 (Dallas 8, Rams 7)
 17 @ Tampa Bay, 1/6/80
 (Rams 12, Tampa Bay 5)

YARDS**Most Yards Gained, Passing**

- 312 @ Cleveland, 12/24/50
 302 @ N.Y. Giants, 1/7/90
 297 vs. Chicago, 12/17/50

Most Yards Gained, Passing, Opponent

- 315 @ Washington, 1/1/84
 309 vs. Pittsburgh, 1/20/80
 300 @ Dallas, 12/26/83

Most Yards Gained, Passing, Both Teams

- 610 @ Cleveland, 12/24/50
 (Rams 312, Cleveland 298)
 533 vs. Cleveland, 12/23/51
 (Cleveland 280, Rams 253)
 503 vs. Pittsburgh, 1/20/80
 (Pittsburgh 309, Rams 194)

Fewest Yards Gained, Passing

- 47 vs. Dallas, 1/4/86
 66 @ Chicago, 1/12/86
 96 vs. Dallas, 1/4/76

Fewest Yards Gained, Passing, Opponent

- 42 vs. Minnesota, 12/26/77
 68 vs. Philadelphia, 12/18/49
 85 @ Tampa Bay, 1/6/80

Fewest Yards Gained, Passing, Both Teams

- 163 vs. Minnesota, 12/26/77
 (Rams 118, Minnesota 49)
 166 vs. Philadelphia, 12/18/49
 (Rams 98, Philadelphia 68)
 185 @ Chicago, 1/12/86
 (Chicago 144, Rams 41)

SACKS**TOTAL SACKS****Most Sacks**

- 7 @ Dallas, 12/23/73
 5 vs. Chicago Bears, 12/17/50
 5 vs. Dallas, 1/4/86
 5 @ Minnesota, 12/26/88

Most Sacks, Opponent

- 5 @ Green Bay, 12/23/67
 5 @ Dallas, 12/23/73
 5 vs. Dallas, 1/4/76

SACK YARDAGE**Most Sack Yardage**

- 52 vs. Chicago, 12/17/50
 47 vs. Cleveland, 12/23/51
 44 @ Dallas, 12/23/73

Most Sack Yardage, Opponent

- 51 vs. Dallas, 1/4/76
 44 @ Green Bay, 12/23/67
 42 vs. Pittsburgh, 1/20/80

INTERCEPTIONS**TOTAL INTERCEPTIONS****Most Interceptions**

- 3 7 times, last vs. Dallas, 1/4/86

Most Interceptions, Opponent

- 7 vs. Cleveland, 12/26/55
 5 @ Cleveland, 12/24/50
 5 vs. Dallas, 1/7/79

YARDS

Most Yards

- 130 vs. St. Louis, 12/27/75
- 111 @ Dallas, 12/26/83
- 66 vs. Dallas, 1/4/86

Most Yards, Opponent

- 123 vs. Dallas, 1/7/79
- 103 vs. Cleveland, 12/26/55
- 72 @ Washington, 1/1/84

PUNTING

TOTAL PUNTS

Most Punts

- 11 @ Chicago, 1/12/86
- 10 vs. Chicago, 12/17/50
- 9 vs. Philadelphia, 12/18/49
- 9 @ Dallas, 12/19/76

Most Punts, Opponent

- 9 @ Philadelphia, 12/31/89
- 8 5 times, last @ Tampa Bay, 1/6/80

Fewest Punts

- 3 @ Minnesota, 12/27/69
- 4 4 times, last @ N.Y. Giants, 1/7/90

Fewest Punts, Opponent

- 2 vs. Pittsburgh, 1/20/80
- 2 @ Dallas, 12/28/80
- 2 @ San Francisco, 1/14/90

AVERAGE YARDAGE

Highest Average Distance (4 punts)

- 50.8 @ Cleveland, 12/24/50
- 48.2 @ Minnesota, 12/26/88
- 45.0 vs. Cleveland, 12/26/55

Highest Average Distance, Opponent (4 punts)

- 46.9 vs. Dallas, 1/4/86
- 46.7 @ Dallas, 12/23/73
- 44.0 vs. Chicago, 12/24/50

PUNT RETURNS

TOTAL RETURNS

Most Punt Returns

- 7 @ Minnesota, 12/26/76
- 6 vs. Minnesota, 12/31/78
- 6 @ Tampa Bay, 1/6/80

Most Punt Returns, Opponent

- 7 vs. Chicago, 12/24/50
- 5 @ Dallas, 12/28/80
- 4 5 times, last vs. Pittsburgh, 1/20/80

YARDS GAINED

Most Yards, Punt Returns

- 82 vs. Minnesota, 12/31/78
- 76 @ Detroit, 12/21/52
- 67 @ Tampa Bay, 1/6/80

Most Yards, Punt Returns, Opponent

- 82 vs. Chicago, 12/24/50
- 81 @ Dallas, 12/28/80
- 64 @ Dallas, 12/19/76

KICKOFF RETURNS

TOTAL RETURNS

Most Kickoff Returns

- 10 @ Washington, 1/1/84
- 8 vs. Dallas, 1/4/76
- 7 vs. Cleveland, 12/26/55

Most Kickoff Returns, Opponent

- 6 @ Minnesota, 12/27/67
- 6 vs. St. Louis, 12/27/75
- 6 vs. Minnesota, 12/31/78

YARDS GAINED

Most Yards, Kickoff Returns

- 215 vs. Cleveland, 12/26/55
- 167 vs. Dallas, 1/4/76
- 155 @ Dallas, 12/23/73

Most Yards, Kickoff Returns, Opponent

- 188 vs. St. Louis, 12/27/75
- 162 vs. Pittsburgh, 1/20/80
- 132 vs. Cleveland, 12/23/51

FUMBLES

TOTAL FUMBLES

Most Fumbles

- 5 vs. St. Louis, 12/27/75
- 4 @ Minnesota, 12/26/76
- 4 @ Chicago, 1/12/86
- 4 @ Washington, 12/28/86

Most Fumbles, Opponent

- 6 @ Philadelphia, 12/31/89
- 5 @ Minnesota, 12/29/79
- 4 vs. Cleveland, 12/23/51

FUMBLES LOST

Most Fumbles Lost

- 4 @ Washington, 12/28/86
- 3 @ Minnesota, 12/29/74
- 3 vs. St. Louis, 12/27/75

Most Fumbles Lost, Opponent

- 3 @ Green Bay, 12/23/67
- 3 vs. Dallas, 1/4/86

PENALTIES

TOTAL PENALTIES

Most Penalties

- 10 vs. N.Y. Giants, 12/23/84
- 10 @ Minnesota, 12/26/88
- 8 3 times, last @ Washington, 12/28/86

Most Penalties, Opponent

- 11 @ Dallas, 12/28/80
- 10 vs. Dallas, 1/7/79
- 7 3 times, last @ Dallas, 12/30/79

Fewest Penalties

- 1 @ Philadelphia, 12/31/89
- 1 @ San Francisco, 1/14/90
- 2 vs. Pittsburgh, 1/20/80

Fewest Penalties, Opponent

- 2 vs. Minnesota, 12/31/78
- 2 @ Minnesota, 12/29/79

YARDS PENALIZED

Most Yards Penalized

- 94 @ Dallas, 12/19/76
- 78 @ Washington, 12/28/86
- 75 vs. N.Y. Giants, 12/23/84

Most Yards Penalized, Opponent

- 85 vs. Dallas, 1/7/79
- 81 vs. N.Y. Giants, 12/23/84
- 79 @ Dallas, 12/28/80

Fewest Yards Penalized

- 5 @ Philadelphia, 12/31/89
- 10 @ San Francisco, 1/14/90
- 26 vs. Pittsburgh, 1/20/80

Fewest Yards Penalized, Opponent

- 12 vs. Minnesota, 12/31/78
- 20 @ Minnesota, 12/29/79
- 34 @ Dallas, 12/19/76



RAMS BIG DAYS / PLAYOFFS



RUSHING

248	Eric Dickerson vs. Dallas ,	Jan. 4, 1986	(34 carries)
202	Lawrence McCutcheon vs. St. Louis,	Dec. 27, 1975	(37 carries)
158	Eric Dickerson @ Washington,	Dec. 28, 1986	(26 carries)
128	Lawrence McCutcheon @ Minnesota,	Dec. 26, 1976	(26 carries)
124	Greg Bell @ Minnesota,	Dec. 26, 1988	(27 carries)
107	Eric Dickerson vs. N.Y. Giants,	Dec. 23, 1984	(23 carries)
106	Cullen Bryant @ Tampa Bay,	Jan. 6, 1980	(18 carries)
102	Lawrence McCutcheon vs. Minnesota,	Dec. 26, 1977	(16 carries)
101	James Gillette vs. Washington,	Dec. 16, 1945	(17 carries)
100	Cullen Bryant vs. Minnesota,	Dec. 31, 1978	(27 carries)

PASSING

315	Jim Everett @ N.Y. Giants,	Jan. 7, 1990	(25 of 44)
312	Bob Waterfield @ Cleveland,	Dec. 24, 1950	(18 of 31)

RECEIVING

198	Tom Fears vs. Chicago,	Dec. 17, 1950	(7 receptions)
139	Tom Fears vs. Cleveland,	Dec. 23, 1951	(3 receptions)
139	Harold Jackson @ Minnesota,	Dec. 29, 1974	(3 receptions)
136	Tom Fears @ Cleveland,	Dec. 24, 1950	(9 receptions)
125	Jim Benton vs. Washington,	Dec. 16, 1945	(9 receptions)
125	Henry Ellard @ N.Y. Giants,	Jan. 7, 1990	(8 receptions)
117	Preston Dennard @ Dallas,	Dec. 28, 1980	(6 receptions)
116	Skeet Quinlan vs. Cleveland,	Dec. 26, 1955	(5 receptions)
116	Harold Jackson @ Dallas,	Dec. 19, 1976	(6 receptions)
108	Ron Jessie vs. Minnesota,	Dec. 31, 1978	(6 receptions)

CAREER 100-YARD RUSHING PLAYOFF GAMES

No.	Player	Team	W-L
3	Eric Dickerson		1-2
3	Lawrence McCutcheon		1-2
2	Cullen Bryant		2-0
1	Greg Bell		0-1
1	James Gillette		1-0

CAREER 300 YARD PASSING GAMES

No.	Player	Team	W-L
1	Jim Everett		1-0
1	Bob Waterfield		1-0

CAREER 100 YARD RECEIVING GAMES

No.	Player	Team	W-L
3	Tom Fears		2-1
2	Harold Jackson		1-1
1	Jim Benton		1-0
1	Preston Dennard		0-1
1	Henry Ellard		1-0
1	Skeet Quinlan		0-1

RAMS LONGEST PLAYS/PLAYOFFS

LONG RUNS FROM SCRIMMAGE

65	Eric Dickerson @ Washington,	Dec. 28, 1986
55	Eric Dickerson vs. Dallas,	Jan. 4, 1986 (TD)
54	Greg Bell, @ Philadelphia,	Dec. 31, 1989
47	Skeet Quinlan @ Detroit,	Dec. 21, 1952
39	Wendell Tyler vs. Pittsburgh.	Jan. 20, 1980
35	Wendell Tyler vs. Dallas,	Dec. 30, 1979
27	Lawrence McCutcheon vs. Minnesota,	Dec. 26, 1977

LONG FORWARD PASS

82	Bob Waterfield to Glenn Davis @ Cleveland,	Dec. 24, 1950 (TD)
73	Norm Van Brocklin to Tom Fears vs. Cleveland,	Dec. 23, 1951 (TD)
73	James Harris to Harold Jackson @ Minnesota,	Dec. 29, 1974 (TD)
68	Bob Waterfield to Tom Fears vs. Chicago,	Dec. 17, 1950 (TD)
67	Norm Van Brocklin to Skeet Quinlan vs. Cleveland,	Dec. 26, 1955
66	Ron Jaworski to Harold Jackson vs. St. Louis,	Dec. 29, 1975 (TD)
65	Vince Ferragamo to Willie Miller @ Dallas,	Jan. 7, 1979

LONG PUNT RETURNS

57	V.T. Smith @ Detroit,	Dec. 21, 1952 (TD)
37	Eddie Brown @ Tampa Bay,	Jan. 6, 1980
32	Clifford Hicks @ Minnesota,	Dec. 26, 1988
30	Jim Bertelsen @ Dallas,	Dec. 23, 1973

LONG KICKOFF RETURNS

46	Robert Delpino @ San Francisco,	Jan. 14, 1990
43	Woodley Lewis vs. Cleveland,	Dec. 26, 1955
41	Cullen Bryant @ Dallas,	Dec. 23, 1973
38	Ron Brown @ N.Y. Giants,	Jan. 7, 1990
37	Henry Ellard @ Washington,	Jan. 1, 1984

LONG INTERCEPTION RETURNS

94	LeRoy Irvin @ Philadelphia,	Dec. 31, 1989
65	Bill Simpson vs. St. Louis,	Dec. 27, 1975 (TD)
59	Isiah Robertson @ Dallas,	Dec. 23, 1973 (TD)
47	Jack Youngblood vs. St. Louis,	Dec. 27, 1975 (TD)

LONG FUMBLE RETURNS

22	Andy Robustelli vs. Cleveland,	Dec. 23, 1951
10	Jack Youngblood @ Minnesota,	Dec. 26, 1976
9	Fred Dwyer vs. St. Louis,	Dec. 27, 1975





HISTORY

COACHING HISTORY



(Including Playoff Games)

COACH	YEARS	WON	LOST	TIED	PCT.	RAMS PTS.	OPP. PTS.
HUGH BEZDEK	1937-38	1	13	0	.071	111	277
ART LEWIS	1938	4	4	0	.500	95	145
EARL "DUTCH" CLARK	1939-42	16	26	2	.381	632	806
ALDO "BUFF" DONELLI	1944	4	6	0	.400	188	224
ADAM WALSH	1945-46	16	5	1	.762	521	393
BOB SNYDER	1947	6	6	0	.500	259	214
CLARK SHAUGHNESSY	1948-49	14	8	3	.667	687	508
JOE STYDAHAR	1950-51	19	9	0	.655	854	570
HAMPTON POOL	1952-54	23	11	2	.676	1,029	755
SID GILLMAN	1955-59	28	32	1	.475	1,444	1,409
BOB WATERFIELD	1960-62	9	24	1	.265	664	811
HARLAND SVARE	1962-65	14	31	3	.323	846	1,167
GEORGE ALLEN	1966-70	49	19	4	.708	1,644	1,053
TOMMY PROTHRO	1971-72	14	12	2	.536	604	546
CHUCK KNOX	1973-77	57	20	1	.780	1,616	830
RAY MALAVASI	1978-82	43	36	0	.548	1,566	1,444
JOHN ROBINSON	1983-91	79	74	0	.556	3,216	3,209
CHUCK KNOX	1992-94	15	33	0	.313	820	1,115
RICH BROOKS	1995-96	13	19	0	.406	595	710
TOTAL	1937-96	431	397	20	.520	17,603	16,501



Vermeil was a Rams assistant in 1969 and 1971-73.

RAMS' 60-YEAR REVIEW



1996 RESULTS (6-10)

Third, NFC West

Rich Brooks, Coach

USUAL STARTING LINEUP

Offense

WR 88 Eddie Kennison (14)
 LT 70 Wayne Gandy (16)
 LG 79 Leo Goeas (13)
 C 61 Bern Brostek (16)
 RG 67 Dwayne White (16)
 RT 72 Zach Wiegertm (16)
 TE 84 Ernie Conwell (8)
 WR 80 Isaac Bruce (16)
 QB 12 Tony Banks (13)
 RB 34 Derrick Harris (12)
 RB 21 Lawrence Phillips (11)

Defense

DE 93 Kevin Carter (16)
 DT 98 Jimmie Jones (14)
 DT 75 D'Marco Farr (16)
 DE 91 Leslie O'Neal (16)
 LB 51 Carlos Jenkins (9)
 LB 55 Robert Jones (13)
 LB 58 Roman Phifer (15)
 CB 41 Todd Lyght (16)
 CB 27 Anthony Parker (15)
 FS 35 Keith Lyle (16)
 SS 32 Toby Wright (12)

Date	Opponent	Att.	W-L	Score
9/1	Cincinnati	62,659	W	26-16
9/8	@ San Francisco	63,624	L	0-34
9/22	Washington	62,303	L	10-17
9/29	@ Arizona	33,116	L	28-31
10/6	San Francisco	61,260	L	11-28
10/13	@ Carolina	70,535	L	13-45
10/20	Jacksonville	60,066	W	17-14
10/27	@ Baltimore	60,256	L	31-37
11/3	@ Pittsburgh	58,148	L	6-42
11/10	Atlanta	58,776	W	59-16
11/17	Carolina	60,652	L	10-20
11/24	Green Bay	61,499	L	9-24
12/1	@ New Orleans	26,310	W	26-10
12/8	@ Chicago	66,944	L	9-35
12/15	@ Atlanta	26,519	W	34-27
12/21	New Orleans	57,681	W	14-13

1995 RESULTS (7-9)

Third, NFC West

Rich Brooks, Coach

USUAL STARTING LINEUP

Offense

WR 86 Jessie Hester (7)
 WR 89 Alexander Wright (6)
 LT 70 Wayne Gandy (16)
 LG 79 Leo Goeas (14)
 C 61 Bern Brostek (16)
 RG 67 Dwayne White (15)
 RT 77 Darryl Ashmore (15)
 TE 84 Troy Drayton (16)
 WR 80 Isaac Bruce (16)
 QB 12 Chris Miller (13)
 HB 47 Marv Cook (9)
 RB 36 Jerome Bettis (13)

Defense

DE 93 Kevin Carter (16)
 DT 98 Jimmie Jones (16)
 DT 75 D'Marco Farr (16)
 DE 90 Sean Gilbert (14)
 LB 51 Carlos Jenkins (13)
 LB 56 Shane Conlan (11)
 LB 58 Roman Phifer (16)
 CB 41 Todd Lyght (16)
 CB 27 Anthony Parker (16)
 FS 35 Keith Lyle (16)
 SS 32 Toby Wright (16)

Date	Opponent	Att.	W-L	Score
9/3	@ Green Bay	60,104	W	17-14
9/10	New Orleans	59,335	W	17-13
9/17	@ Carolina	54,060	W	31-10
9/24	Chicago	56,679	W	34-28
10/1	@ Indianapolis	58,616	L	18-21
10/12	Atlanta	59,700	W	21-19
10/22	San Francisco	59,915	L	10-44
10/29	@ Philadelphia	62,172	L	9-20
11/6	@ New Orleans	43,120	L	10-19
11/12	Carolina	65,598	W	28-17
11/19	@ Atlanta	46,309	L	6-31
11/26	@ San Francisco	70,031	L	13-41
12/3	@ New York Jets	52,023	W	23-20
12/10	Buffalo	64,623	L	27-45
12/17	Washington	63,760	L	23-35
12/24	Miami	63,876	L	22-41

1994 RESULTS (4-12)

Fourth, NFC West

Chuck Knox, Coach

USUAL STARTING LINEUP

Offense

WR 83 Willie Anderson (16)
 LT 72 Clarence Jones (16)
 LG 66 Tom Newberry (8)
 C 61 Bern Brostek (10)
 RG 79 Leo Goeas (13)
 RT 70 Wayne Gandy (9)
 TE 84 Troy Drayton (16)
 WR 86 Jessie Hester (15)
 QB 12 Chris Miller (10)
 RB 30 Howard Griffith (10)
 RB 36 Jerome Bettis (16)

Defense

DE 76 Robert Young (16)
 DT 98 Jimmie Jones (14)
 DT 90 Sean Gilbert (14)
 DE 60 Fred Stokes (15)
 LB 52 Joe Kelly (15)
 LB 56 Shane Conlan (15)
 LB 58 Roman Phifer (15)
 CB 41 Todd Lyght (16)
 CB 20 Darryl Henley (13)
 FS 26 Anthony Newman(14)
 SS 22 Marquez Popé (14)

Date	Opponent	Att.	W-L	Score
9/4	Arizona	32,969	W	14-12
9/11	@ Atlanta	55,378	L	13-31
9/18	San Francisco	56,479	L	19-34
9/25	@ Kansas City	78,184	W	16-0
10/2	Atlanta	34,599	L	5-8
10/9	@ Green Bay	58,911	L	17-24
10/16	New York Giants	40,474	W	17-10
10/23	@ New Orleans	47,908	L	34-37
11/6	Denver	48,103	W	27-21
11/13	L.A. Raiders	65,208	L	17-20
11/20	@ San Francisco	62,774	L	27-31
11/27	@ San Diego	59,579	L	17-31
12/4	New Orleans	34,960	L	15-31
12/11	@ Tampa Bay	34,150	L	14-24
12/18	@ Chicago	56,276	L	13-27
12/24	Washington	25,705	L	21-24

1993 RESULTS (5-11)

Fourth, NFC West

Chuck Knox, Coach

USUAL STARTING LINEUP

Offense

WR 80 Henry Ellard (16)
LT 75 Irv Eatman (16)
LG 66 Tom Newberry (9)
C 61 Bern Brostek (16)
RG 79 Leo Goeas (16)
RT 78 Jackie Slater (8)
TE 88 Pat Carter (10)
WR 83 Willie Anderson (15)
QB 11 Jim Everett (9)
12 T.J. Rubley (7)
FB 34 Tim Lester (14)
RB 36 Jerome Bettis (12)

Defense

DE 60 Fred Stokes (15)
DT 90 Sean Gilbert (16)
DT 96 Marc Boutte (16)
DE 91 Tony Woods (8)
LB 58 Roman Phifer (16)
LB 56 Shane Conlan (11)
LB 59 Henry Rolling (9)
CB 31 Steve Israel (10)
CB 41 Todd Lyght (9)
FS 23 Michael Stewart (14)
SS 26 Anthony Newman (16)

Date	Opponent	Att.	W-L	Score
9/5	@ Green Bay	54,648	L	6-36
9/12	Pittsburgh	50,588	W	27-0
9/19	@ N.Y. Giants	76,213	L	10-20
9/26	@ Houston	53,072	W	28-13
10/3	New Orleans	50,709	L	6-37
10/14	@ Atlanta	45,231	L	24-30
10/24	Detroit	43,850	L	13-16
10/31	@ San Francisco	63,417	L	17-40
11/14	Atlanta	37,073	L	0-13
11/21	Washington	45,546	W	10-6
11/28	San Francisco	62,143	L	10-35
12/5	@ Phoenix	33,964	L	10-38
12/12	@ New Orleans	69,033	W	23-20
12/19	@ Cincinnati	36,612	L	3-15
12/26	Cleveland	34,155	L	14-42
1/2/94	Chicago	39,147	W	20-6

1992 RESULTS (6-10)

Fourth, NFC West

Chuck Knox, Coach

USUAL STARTING LINEUP

Offense

WR 80 Henry Ellard (15)
LT 64 Gerald Perry (16)
LG 66 Tom Newberry (16)
C 61 Bern Brostek (16)
RG 71 Joe Milinichik (16)
RT 78 Jackie Slater (16)
TE 88 Pat Carter (16)
WR 83 Willie Anderson (9)
QB 11 Jim Everett (16)
RB 38 David Lang (11)
RB 43 Cleveland Gary (16)

Defense

DE 97 Gerald Robinson (16)
DT 90 Sean Gilbert (16)
DT 96 Marc Boutte (15)
DE 70 Bill Hawkins (7)
LB 58 Roman Phifer (14)
LB 52 Larry Kelm (14)
LB 91 Kevin Greene (16)
CB 20 Darryl Henley (16)
CB 41 Todd Lyght (12)
FS 37 Pat Terrell (11)
SS 26 Anthony Newman (16)

Date	Opponent	Att.	W-L	Score
9/6	@ Buffalo	79,001	L	7-40
9/13	New England	40,402	W	14-0
9/20	@ Miami	55,945	L	10-26
9/27	New York Jets	42,005	W	18-10
10/4	@ San Francisco	63,071	L	24-27
10/11	@ New Orleans	68,591	L	10-13
10/18	New York Giants	53,541	W	38-17
11/1	@ Atlanta	62,168	L	28-30
11/8	Phoenix	40,788	L	14-20
11/15	@ Dallas	63,690	W	27-23
11/22	San Francisco	65,858	L	10-27
11/29	Minnesota	54,831	L	17-31
12/6	@ Tampa Bay	38,387	W	31-27
12/13	New Orleans	47,355	L	14-37
12/20	@ Green Bay	57,796	L	13-28
12/27	Atlanta	37,706	W	38-27

1991 RESULTS (3-13)

Fourth, NFC West

John Robinson, Coach

USUAL STARTING LINEUP

Offense

WR 80 Henry Ellard (16)
LT 64 Gerald Perry (9)
LG 66 Tom Newberry (16)
C 56 Doug Smith (8)
RG 67 Duval Love (13)
RT 78 Jackie Slater (13)
TE 86 Damone Johnson (6)
WR 83 Willie Anderson (9)
QB 11 Jim Everett (16)
FB 39 Robert Delpino (15)
RB 24 Buford McGee (8)

Defense

DE 77 Karl Wilson (10)
DT 99 Alvin Wright (11)
DT 76 Robert Young (13)
DE 97 Gerald Robinson (4)
LB 53 Fred Strickland (10)
LB 52 Larry Kelm (15)
LB 91 Kevin Greene (6)
CB 20 Darryl Henley (14)
CB 41 Todd Lyght (8)
FS 37 Pat Terrell (16)
SS 23 Michael Stewart (16)

Date	Opponent	Att.	W-L	Score
9/1	Phoenix	47,069	L	14-24
9/8	@ N.Y. Giants	76,541	W	19-13
9/15	@ New Orleans	68,583	L	7-24
9/22	@ San Francisco	63,871	L	10-27
9/29	Green Bay	54,736	W	23-21
10/13	San Diego	47,433	W	30-24
10/20	@ L.A. Raiders	85,102	L	17-20
10/27	@ Atlanta	50,187	L	14-31
11/3	New Orleans	58,713	L	17-24
11/10	Kansas City	52,511	L	20-27
11/17	@ Detroit	60,873	L	10-21
11/25	San Francisco	61,881	L	10-33
12/1	Washington	55,027	L	6-27
12/8	Atlanta	35,315	L	14-31
12/15	@ Minnesota	46,312	L	14-20
12/22	@ Seattle	51,100	L	9-23

1990 RESULTS (5-11)

Third, NFC West

John Robinson, Coach

USUAL STARTING LINEUP

Offense

WR 80 Henry Ellard (15)	DE 93 Doug Reed (16)
LT 75 Irv Pankey (16)	NT 99 Alvin Wright (16)
LG 66 Tom Newberry(15)	DE 95 Mike Piel (11)
C 56 Doug Smith (16)	OLB 54 Mike Wilcher (16)
RG 67 Duval Love (16)	ILB 50 Frank Stams (12)
RT 78 Jackie Slater (15)	ILB 52 Larry Kelm (10)
TE 86 Damone Johnson (9)	OLB 91 Kevin Greene (15)
WR 83 Willie Anderson (10)	CB 25 Jerry Gray (12)
QB 11 Jim Everett (16)	CB 48 Bobby Humphrey (11)
FB 24 Buford McGee (15)	FS 26 Anthony Newman (6)
RB 43 Cleveland Gary (7)	SS 22 Vince Newsome (16)

Defense

Date	Opponent	Att.	W-L	Score
9/9	@ Green Bay	57,685	L	24-36
9/16	@ Tampa Bay	59,705	W	35-14
9/23	Philadelphia	63,644	L	21-27
10/7	Cincinnati	62,619	L	31-34
10/14	@ Chicago	59,383	L	9-38
10/21	Atlanta	54,761	W	44-24
10/29	@ Pittsburgh	56,466	L	41-10
11/4	Houston	52,628	W	17-13
11/11	N.Y. Giants	64,632	L	7-31
11/18	Dallas	58,589	L	21-24
11/25	@ San Francisco	62,633	W	28-17
12/2	@ Cleveland	61,981	W	38-23
12/9	New Orleans	56,864	L	20-24
12/17	San Francisco	65,619	L	10-26
12/23	@ Atlanta	30,021	L	20-13
12/31	@ New Orleans	68,647	L	17-20

1989 RESULTS (11-5)

Second, NFC West

John Robinson, Coach

USUAL STARTING LINEUP

Offense

WR 80 Henry Ellard (12)	DE 93 Doug Reed (11)
LT 75 Irv Pankey (14)	NT 99 Alvin Wright (16)
LG 66 Tom Newberry(16)	DE 95 Mike Piel (6)
C 56 Doug Smith (16)	OLB 54 Mike Wilcher (16)
RG 61 Tony Slaton (15)	ILB 50 Frank Stams (12)
RT 78 Jackie Slater (16)	ILB 58 Mel Owens (10)
TE 86 Damone Johnson (16)	OLB 91 Kevin Greene (16)
WR 83 Willie Anderson (13)	CB 25 Jerry Gray (16)
QB 11 Jim Everett (16)	CB 47 LeRoy Irvin (13)
FB 24 Buford McGee (13)	FS 22 Vince Newsome (16)
RB 42 Greg Bell (14)	SS 23 Michael Stewart (15)

Defense

Date	Opponent	Att.	W-L	Score
9/10	@ Atlanta	38,708	W	31-21
9/17	Indianapolis	63,995	W	31-17
9/24	Green Bay	57,701	W	41-38
10/1	@ San Francisco	64,250	W	13-12
10/8	Atlanta	52,182	W	26-13
10/16	@ Buffalo	76,231	L	20-23
10/22	New Orleans	57,567	L	21-40
10/29	@ Chicago	65,506	L	10-20
11/5	@ Minnesota	59,600	L	21-23
11/12	N.Y. Giants	65,127	W	31-10
11/19	Phoenix	53,176	W	37-14
11/26	@ New Orleans	64,274	W	20-17
12/3	@ Dallas	46,100	W	35-31
12/11	San Francisco	67,959	L	27-30
12/17	N.Y. Jets	53,063	W	38-14
12/24	@ New England	27,940	W	24-20
**12/31	@ Philadelphia	57,869	W	21-7
**1/7	@ N.Y. Giants	76,325	W	19-13
+1/14	@ San Francisco	64,769	L	3-30

* NFC Wild Card game
** NFC Divisional Playoffs
+ NFC Championship game

1988 RESULTS (10-6)

Second, NFC West

John Robinson, Coach

USUAL STARTING LINEUP

Offense

WR 80 Henry Ellard (16)	DE 93 Doug Reed (16)
LT 75 Irv Pankey (16)	NT 99 Alvin Wright (16)
LG 66 Tom Newberry (16)	DE 98 Shawn Miller (16)
C 56 Doug Smith (16)	OLB 54 Mike Wilcher (15)
RG 67 Duval Love (15)	ILB 59 Mark Jerue (12)
RT 78 Jackie Slater (16)	ILB 55 Carl Ekern (16)
TE 86 Damone Johnson (16)	OLB 91 Kevin Greene (14)
WR 84 Aaron Cox (15)	CB 25 Jerry Gray (16)
QB 11 Jim Everett (16)	CB 47 LeRoy Irvin (16)
FB 24 Buford McGee (12)	FS 20 Johnnie Johnson (16)
RB 42 Greg Bell (13)	SS 23 Michael Stewart (10)

Defense

Date	Opponent	Att.	W-L	Score
9/4	@ Green Bay	53,769	W	34-7
9/11	Detroit	46,262	W	17-10
9/18	@ L.A. Raiders	84,870	W	22-17
9/25	@ N.Y. Giants	75,617	W	45-31
10/2	Phoenix	49,830	L	27-45
10/9	@ Atlanta	30,852	W	33-0
10/16	San Francisco	65,450	L	21-24
10/23	Seattle	57,033	W	31-10
10/30	@ New Orleans	68,238	W	12-10
11/6	@ Philadelphia	65,624	L	24-30
11/13	New Orleans	63,305	L	10-14
11/20	San Diego	45,462	L	24-38
11/27	@ Denver	74,141	L	24-35
12/5	Chicago	65,579	W	23-3
12/11	Atlanta	42,828	W	22-7
12/18	@ San Francisco	62,444	W	38-16
*12/26	@ Minnesota	57,666	L	17-28

* NFC Wild Card game

1987 RESULTS (*6-9)

Third, NFC West

John Robinson, Coach

USUAL STARTING LINEUP

Offense

WR 80 Henry Ellard (12)
 LT 75 Irv Pankey (12)
 LG 66 Tom Newberry (12)
 C 56 Doug Smith (12)
 RG 60 Dennis Harrah (8)
 RT 78 Jackie Slater (12)
 TE 81 David Hill (12)
 WR 89 Ron Brown (11)
 QB 11 Jim Everett (11)
 FB 44 Mike Guman (7)
 RB 33 Charles White (12)

Defense

DE 93 Doug Reed (12)
 NT 69 Greg Meisner (15)
 DE 71 Reggie Doss (9)
 OLB 54 Mike Wilcher (12)
 ILB 50 Jim Collins (15)
 ILB 55 Carl Ekern (11)
 OLB 58 Mel Owens (12)
 CB 25 Jerry Gray (12)
 CB 47 LeRoy Irvin (9)
 FS 21 Nolan Cromwell (8)
 SS 22 Vince Newsome (8)

1986 RESULTS (10-6)

Second, NFC West

John Robinson, Coach

USUAL STARTING LINEUP

Offense

WR 80 Henry Ellard (8)
 LT 75 Irv Pankey (16)
 LG 66 Tom Newberry (14)
 C 56 Doug Smith (16)
 RG 60 Dennis Harrah (16)
 RT 78 Jackie Slater (16)
 TE 81 David Hill (15)
 WR 89 Ron Brown (12)
 QB Barkowski (6), Dils (5)
 Everett (5)
 FB 30 Barry Redden (13)
 RB 29 Eric Dickerson (16)

Defense

DE 93 Doug Reed (10)
 NT 98 Shawn Miller (16)
 DE 71 Reggie Doss (16)
 OLB 54 Mike Wilcher (16)
 ILB 59 Mark Jerue (16)
 ILB 55 Carl Ekern (13)
 OLB 58 Mel Owens (16)
 CB 25 Jerry Gray (16)
 CB 47 LeRoy Irvin (15)
 FS 22 Vince Newsome (12)
 SS 21 Nolan Cromwell (16)

1985 RESULTS (11-5)

First, NFC West

John Robinson, Coach

USUAL STARTING LINEUP

Offense

WR 80 Henry Ellard (16)
 LT 75 Irv Pankey (12)
 LG 72 Kent Hill (16)
 C 56 Doug Smith (13)
 RG 60 Dennis Harrah (10)
 RT 78 Jackie Slater (16)
 TE 81 David Hill (16)
 WR 89 Ron Brown (9)
 QB 15 Dieter Brock (15)
 RB 38 Rob Carpenter (8)
 RB 29 Eric Dickerson (14)

Defense

DE 93 Doug Reed (16)
 NT 70 Charles DeJurnett (14)
 DE 71 Reggie Doss (15)
 OLB 54 Mike Wilcher (15)
 ILB 50 Jim Collins (16)
 ILB 55 Carl Ekern (16)
 OLB 58 Mel Owens (15)
 CB 27 Gary Green (16)
 CB 47 LeRoy Irvin (16)
 FS 20 Johnnie Johnson (15)
 SS 21 Nolan Cromwell (16)

Date	Opponent	Att.	W-L	Score
9/13	@ Houston	33,186	L	16-20
9/20	Minnesota	63,567	L	16-21
10/4	@ New Orleans	29,745	L	10-37
10/11	Pittsburgh	20,218	W	31-21
10/18	@ Atlanta	15,813	L	20-24
10/26	@ Cleveland	76,933	L	17-30
11/1	San Francisco	55,328	L	10-31
11/8	New Orleans	43,379	L	14-31
11/15	@ St. Louis	27,730	W	27-24
11/23	@ Washington	53,614	W	30-26
11/29	Tampa Bay	45,188	W	35-3
12/6	@ Detroit	33,412	W	37-16
12/13	Atlanta	43,310	W	33-0
12/21	Dallas	60,700	L	21-29
12/27	@ San Francisco	57,950	L	0-48

* Strike shortened season

Date	Opponent	Att.	W-L	Score
9/7	@ St. Louis	40,347	W	16-10
9/14	San Francisco	65,195	W	16-13
9/21	@ Indianapolis	59,012	W	24-7
9/28	@ Philadelphia	65,646	L	20-34
10/5	Tampa Bay	50,585	W	26-20
10/12	@ Atlanta	51,662	L	14-26
10/19	Detroit	50,992	W	14-10
10/26	Atlanta	56,993	W	14-7
11/3	@ Chicago	64,877	W	20-17
11/9	@ New Orleans	62,352	L	0-6
11/16	New England	64,339	L	28-30
11/23	New Orleans	58,600	W	26-13
11/30	@ N.Y. Jets	76,891	W	17-3
12/7	Dallas	64,949	W	29-10
12/14	Miami	62,629	L	31-37
12/19	@ San Francisco	60,366	L	14-24
*12/28	@ Washington	54,180	L	7-19

* NFC Wild Card game

Date	Opponent	Att.	W-L	Score
9/8	Denver	52,522	W	20-16
9/15	@ Philadelphia	60,920	W	17-6
9/23	@ Seattle	63,292	W	35-24
9/29	Atlanta	49,870	W	17-6
10/6	Minnesota	59,269	W	13-10
10/13	@ Tampa Bay	39,607	W	31-27
10/20	@ Kansas City	64,474	W	16-0
10/27	San Francisco	65,939	L	14-28
11/3	New Orleans	49,030	W	28-10
11/10	@ N.Y. Giants	74,663	L	19-24
11/17	@ Atlanta	29,960	L	14-30
11/24	Green Bay	52,710	W	34-17
12/1	@ New Orleans	44,122	L	3-29
12/9	@ San Francisco	60,581	W	27-20
12/15	St. Louis	52,052	W	46-14
12/23	L.A. Raiders	66,676	L	6-16
*1/4	Dallas	66,351	W	20-0
*1/12	@ Chicago	63,522	L	0-24

* NFC Division Playoff

**NFC Championship

1984 RESULTS (10-6)

Second, NFC West

John Robinson, Coach

USUAL STARTING LINEUP

Offense		Defense	
WR 80	Henry Ellard (16)	DE 85	Jack Youngblood (15)
LT 62	Bill Bain (16)	NT 69	Greg Meisner (16)
LG 72	Kent Hill (16)	DE 71	Reggie Doss (16)
C 56	Doug Smith (16)	OLB 52	George Andrews (11)
RG 60	Dennis Harrah (16)	ILB 50	Jim Collins (16)
RT 75	Irv Pankey (9)	ILB 55	Carl Ekern (16)
TE 81	David Hill (16)	OLB 58	Mel Owens (16)
WR 87	Drew Hill (16)	CB 27	Gary Green (16)
QB 13	Jeff Kemp (13)	CB 47	LeRoy Irvin (16)
FB 44	Mike Guman (13)	FS 21	Nolan Cromwell (11)
RB 29	Eric Dickerson (16)	SS 26	Eric Harris (7)
		20	Johnnie Johnson (7)

1983 RESULTS (9-7)

Second, NFC West

John Robinson, Coach

USUAL STARTING LINEUP

Offense		Defense	
WR 88	Preston Dennard (13)	DE 85	Jack Youngblood (16)
LT 62	Bill Bain (16)	NT 69	Greg Meisner (10)
LG 72	Kent Hill (16)	DE 71	Reggie Doss (16)
C 56	Doug Smith (14)	OLB 52	George Andrews (16)
RG 60	Dennis Harrah (15)	ILB 50	Jim Collins (13)
RT 78	Jackie Slater (16)	ILB 55	Carl Ekern (16)
TE 86	Mike Barber (16)	OLB 58	Mel Owens (16)
WR 84	George Farmer (16)	CB 27	Gary Green (16)
QB 15	Vince Ferragamo (16)	CB 47	LeRoy Irvin (13)
FB 44	Mike Guman (13)	FS 20	Johnnie Johnson (16)
RB 29	Eric Dickerson (16)	SS 21	Nolan Cromwell (16)

1982 RESULTS (*2-7)

Fourth, NFC West

Ray Malavasi, Coach

USUAL STARTING LINEUP

Offense		Defense	
WR 88	Preston Dennard (9)	DE 85	Jack Youngblood (9)
LT 75	Irv Pankey (9)	DT 79	Mike Fanning (8)
LG 72	Kent Hill (9)	DT 76	Cody Jones (9)
C 56	Doug Smith (9)	DE 71	Reggie Doss (9)
RG 60	Dennis Harrah (9)	LLB 57	Mike Reilly (2)
RT 78	Jackie Slater (9)	MLB 53	Jim Youngblood (7)
TE 86	Mike Barber (9)	RLB 52	George Andrews (9)
WR 82	Willie Miller (9)	CB 27	Pat Thomas (9)
QB 15	Vince Ferragamo (5)	CB 23	Lucious Smith (9)
FB 44	Mike Guman (9)	FS 21	Nolan Cromwell (9)
RB 26	Wendell Tyler (9)	SS 20	Johnnie Johnson (9)

Date	Opponent	Att.	W-L	Score
9/3	Dallas	65,403	L	13-20
9/7	Cleveland	43,043	W	20-17
9/16	@ Pittsburgh	58,104	L	14-24
9/23	@ Cincinnati	45,406	W	24-14
9/30	N.Y. Giants	53,417	W	33-12
10/7	Atlanta	47,832	L	28-30
10/14	@ New Orleans	63,161	W	28-10
10/22	@ Atlanta	52,861	W	24-10
10/28	San Francisco	65,481	L	0-33
11/4	@ St. Louis	50,950	W	16-13
11/11	Chicago	62,021	W	29-13
11/18	@ Green Bay	52,031	L	6-31
11/25	@ Tampa Bay	42,242	W	34-33
12/2	New Orleans	49,348	W	34-21
12/9	Houston	49,092	W	27-16
12/14	@ San Francisco	59,743	L	16-19
*12/23	N.Y. Giants	67,037	L	13-16
*NFC Wild Card game				
*NFC Wild Card game				

Date	Opponent	Att.	W-L	Score
9/4	@ N.Y. Giants	75,281	W	16-6
9/11	New Orleans	45,572	W	30-27
9/18	@ Green Bay	54,037	L	24-27
9/25	@ N.Y. Jets	52,070	L	10-24-27
10/2	Detroit	49,403	W	21-10
10/9	@ San Francisco	59,119	W	10-7
10/16	Atlanta	50,404	W	27-21
10/23	San Francisco	66,070	L	35-45
10/30	@ Miami	72,175	L	14-30
11/6	Chicago	53,010	W	21-14
11/14	@ Atlanta	31,203	W	36-13
11/20	Washington	63,031	L	20-42
11/27	Buffalo	48,246	W	41-17
12/4	@ Philadelphia	32,867	L	9-13
12/11	New England	46,503	L	7-21
12/18	@ New Orleans	70,148	W	26-24
*12/26	@ Dallas	43,521	W	24-17
**1/1	@ Washington	55,363	L	7-51
*NFC Wild Card game				
**NFC Division Playoff				

Date	Opponent	Att.	W-L	Score
9/12	@ Green Bay	53,694	L	20-35
9/19	Detroit	59,470	L	14-19
11/21	@ Atlanta	39,686	L	17-34
11/28	Kansas City	45,793	W	20-14
12/2	San Francisco	58,574	L	24-30
12/12	Denver	48,112	L	24-27
12/18	@ L.A. Raiders	56,646	L	31-37
12/26	Chicago	46,502	L	26-34
1/2	@ San Francisco	54,256	W	21-20
* Strike-shortened season				

1981 RESULTS (6-10)

Third, NFC West
Ray Malavasi, Coach

USUAL STARTING LINEUP

Offense

WR 88 Preston Dennard (15)	DE 85 Jack Youngblood (16)
LT 75 Irv Pankey (12)	DT 79 Mike Fanning (16)
LG 72 Kent Hill (11)	DT 76 Cody Jones (16)
C 56 Doug Smith (13)	DE 71 Reggie Doss (8)
RG 60 Dennis Harrah (13)	LLB 53 Jim Youngblood (16)
RT 78 Jackie Slater (11)	MLB 55 Carl Ekern (16)
TE 84 Walt Arnold (9)	RLB 52 George Andrews (15)
WR 80 Billy Waddy (14)	CB 27 Pat Thomas (9)
QB 15 Vince Ferragamo (15)	CB 49 Rod Perry (16)
FB 32 Cullen Bryant (12)	FS 21 Nolan Cromwell (16)
RB 26 Wendell Tyler (15)	SS 20 Johnnie Johnson (16)

Defense

Date	Opponent	Att.	W-L	Score
9/6	Houston	63,198	L	20-27
9/13	@ New Orleans	62,063	L	17-23
9/20	Green Bay	61,286	W	35-23
9/28	@ Chicago	62,461	W	24-7
10/4	Cleveland	63,924	W	27-16
10/11	@ Atlanta	57,841	W	37-35
10/18	@ Dallas	64,649	L	17-29
10/25	@ San Francisco	59,190	L	17-20
11/1	Detroit	61,814	W	20-13
11/8	New Orleans	61,068	L	13-21
11/15	@ Cincinnati	56,836	L	10-24
11/22	San Francisco	63,456	L	31-33
11/29	@ Pittsburgh	51,854	L	0-24
12/6	@ N.Y. Giants	59,659	L	7-10
12/14	Atlanta	57,054	W	21-16
12/20	Washington	52,224	L	7-30

1980 RESULTS (11-5)

Second, NFC West
Ray Malavasi, Coach

USUAL STARTING LINEUP

Offense

WR 88 Preston Dennard (16)	DE 85 Jack Youngblood (16)
LT 77 Doug France (16)	DT 90 Larry Brooks (14)
LG 72 Kent Hill (16)	DT 76 Cody Jones (15)
C 61 Rich Saul (16)	DE 89 Fred Dryer (16)
RG 60 Dennis Harrah (8)	LLB 53 Jim Youngblood (15)
RT 78 Jackie Slater (15)	MLB 64 Jack Reynolds (16)
TE 81 Victor Hicks (14)	RLB 52 George Andrews (8)
WR 80 Billy Waddy (15)	CB 27 Pat Thomas (14)
QB 15 Vince Ferragamo (15)	CB 49 Rod Perry (16)
FB 32 Cullen Bryant (16)	FS 21 Nolan Cromwell (16)
RB 24 Elvis Peacock (9)	SS 20 Johnnie Johnson (16)

Defense

Date	Opponent	Att.	W-L	Score
9/7	Detroit	64,892	L	20-41
9/11	@ Tampa Bay	66,576	L	9-10
9/21	Green Bay	63,850	W	51-21
9/28	@ N.Y. Giants	73,414	W	28-7
10/5	San Francisco	62,188	W	48-26
10/12	@ St. Louis	50,230	W	21-13
10/19	@ San Francisco	55,360	W	31-17
10/26	@ Atlanta	57,401	L	10-13
11/2	New Orleans	59,909	W	45-31
11/9	Miami	62,045	L	14-35
11/16	@ New England	60,609	W	17-14
11/24	@ New Orleans	53,448	W	27-7
11/30	N.Y. Jets	59,743	W	38-13
12/7	@ Buffalo	77,133	L	7-10
12/15	Dallas	65,154	W	38-14
12/21	Atlanta	62,469	W	20-17
*12/28	@ Dallas	64,533	L	13-34

* NFC Wild Card game

1979 RESULTS (9-7)

First, NFC West
Ray Malavasi, Coach

USUAL STARTING LINEUP

Offense

WR 88 Preston Dennard (11)	DE 85 Jack Youngblood (16)
LT 77 Doug France (13)	DT 90 Larry Brooks (16)
LG 72 Kent Hill (9)	DT 79 Mike Fanning (16)
C 61 Rich Saul (16)	DE 89 Fred Dryer (16)
RG 60 Dennis Harrah (12)	LLB 53 Jim Youngblood (16)
RT 78 Jackie Slater (16)	MLB 64 Jack Reynolds (16)
TE 83 Terry Nelson (16)	RLB 59 Bob Budzinski (16)
WR 80 Billy Waddy (6)	CB 33 Dwayne O'Steen (12)
QB 11 Pat Haden (10)	CB 49 Rod Perry (7)
	27 Pat Thomas (7)
FB 32 Cullen Bryant (16)	FS 21 Nolan Cromwell (16)
RB 26 Wendell Tyler (12)	SS 42 Dave Elmendorf (16)

Defense

Date	Opponent	Att.	W-L	Score
9/2	Oakland	59,000	L	17-24
9/6	@ Denver	74,884	W	13-9
9/16	San Francisco	44,303	W	27-24
9/23	@ Tampa Bay	69,497	L	6-21
9/30	St. Louis	48,160	W	21-0
10/7	@ New Orleans	68,986	W	35-17
10/14	@ Dallas	64,462	L	6-30
10/21	San Diego	64,245	L	16-40
10/28	N.Y. Giants	43,376	L	14-20
11/4	@ Seattle	62,048	W	24-0
11/11	@ Chicago	51,483	L	23-27
11/19	Atlanta	54,097	W	20-14
11/25	@ San Francisco	49,282	W	26-20
12/2	Minnesota	56,700	W	27-21
12/9	@ Atlanta	49,236	W	34-13
12/16	New Orleans	53,879	L	14-29
*12/30	@ Dallas	64,792	W	21-19
**1/6	@ Tampa Bay	72,033	W	9-0
#1/20	Pittsburgh	103,985	L	19-31

* NFC Division Playoff

** NFC Championship

Super Bowl XIV at Pasadena

1978 RESULTS (12-4)

First, NFC West

Ray Malavasi, Coach

USUAL STARTING LINEUP

Offense

WR 81 Ron Jessie (16)	DE 85 Jack Youngblood (16)
LT 77 Doug France (16)	DT 90 Larry Brooks (14)
LG 65 Tom Mack (16)	DT 76 Cody Jones (16)
C 61 Rich Saul (15)	DE 89 Fred Dryer (16)
RG 60 Dennis Harrah (15)	LLB 53 Jim Youngblood (16)
RT 75 John Williams (16)	MLB 64 Jack Reynolds (16)
TE 83 Terry Nelson (13)	RLB 59 Bob Budzinski (10)
WR 82 Willie Miller (14)	CB 27 Pat Thomas (16)
QB 11 Pat Haden (16)	CB 49 Rod Perry (16)
FB 32 Cullen Bryant (9)	FS 48 Bill Simpson (16)
FB 22 John Cappelletti (14)	SS 42 Dave Elmendorf (16)

Defense

Date	Opponent	Att.	W-L Score
9/3	@ Philadelphia	64,721	W 16-14
9/10	Atlanta	46,201	W 10-0
9/17	Dallas	65,749	W 27-14
9/24	@ Houston	45,749	W 10-6
10/1	@ New Orleans	61,654	W 26-20
10/8	San Francisco	59,337	W 27-10
10/15	@ Minnesota	46,551	W 34-17
10/22	New Orleans	47,574	L 3-10
10/30	@ Atlanta	57,250	L 7-15
11/5	Tampa Bay	55,182	W 26-23
11/12	Pittsburgh	63,089	W 10-7
11/19	@ San Francisco	45,022	W 31-28
11/26	@ Cleveland	55,158	L 19-30
12/3	@ N.Y. Giants	62,629	W 20-17
12/11	Cincinnati	47,471	L 19-20
12/17	Green Bay	42,500	W 31-14
*12/31	Minnesota	69,631	W 34-10
**1/7	Dallas	67,470	L 0-28

* NFC Division Playoff

** NFC Championship

1977 RESULTS (10-4)

First, NFC West

Chuck Knox, Coach

USUAL STARTING LINEUP

Offense

WR 29 Harold Jackson (14)	DE 85 Jack Youngblood (14)
LT 77 Doug France (13)	DT 90 Larry Brooks (14)
LG 65 Tom Mack (14)	DT 76 Cody Jones (14)
C 61 Rich Saul (14)	DE 89 Fred Dryer (14)
RG 60 Dennis Harrah (8)	LLB 53 Jim Youngblood (14)
RT 75 John Williams (14)	MLB 64 Jack Reynolds (6)
TE 83 Terry Nelson (14)	RLB 58 Isiah Robertson (14)
WR 80 Billy Waddy (11)	CB 27 Pat Thomas (12)
QB 11 Pat Haden (10)	CB 28 Monte Jackson (14)
RB 30 L. McCutcheon (14)	FS 48 Bill Simpson (14)
FB 22 John Cappelletti (14)	SS 42 Dave Elmendorf (14)

Defense

Date	Opponent	Att.	W-L Score
9/18	@ Atlanta	55,956	L 6-17
9/25	Philadelphia	46,031	W 20-0
10/2	San Francisco	55,466	W 34-14
10/10	@ Chicago	51,412	L 23-24
10/16	New Orleans	46,045	W 14-7
10/24	Minnesota	62,414	W 35-3
10/30	@ New Orleans	59,023	L 26-27
11/6	Tampa Bay	45,493	W 31-0
11/13	@ Green Bay	52,948	W 24-6
11/20	@ San Francisco	56,779	W 23-10
11/27	@ Cleveland	70,352	W 9-0
12/4	Oakland	67,075	W 20-14
12/11	Atlanta	52,574	W 23-7
12/17	@ Washington	54,208	L 14-17
*12/26	Minnesota	62,538	L 7-14

* NFC Division Playoff

1976 RESULTS (10-3-1)

First, NFC West

Chuck Knox, Coach

USUAL STARTING LINEUP

Offense

WR 29 Harold Jackson (14)	DE 85 Jack Youngblood (14)
LT 77 Doug France (14)	DT 90 Larry Brooks (14)
LG 65 Tom Mack (14)	DT 74 Merlin Olsen (14)
C 61 Rich Saul (14)	DE 89 Fred Dryer (14)
RG 60 Dennis Harrah (14)	LLB 53 Jim Youngblood (11)
RT 75 John Williams (14)	MLB 64 Jack Reynolds (14)
TE 83 Terry Nelson (14)	RLB 58 Isiah Robertson (14)
WR 81 Ron Jessie (14)	CB 49 Rod Perry (14)
QB 11 Pat Haden (7)	CB 28 Monte Jackson (14)
12 James Harris (5)	
RB 30 L. McCutcheon (14)	FS 48 Bill Simpson (14)
FB 22 John Cappelletti (14)	SS 42 Dave Elmendorf (14)

Defense

Date	Opponent	Att.	W-L Score
9/12	@ Atlanta	53,607	W 30-14
9/19	@ Minnesota	47,310	T 10-10
9/26	N.Y. Giants	60,698	W 24-10
10/3	@ Miami	60,753	W 31-28
10/11	San Francisco	80,532	L 0-16
10/17	Chicago	71,751	W 20-12
10/24	@ New Orleans	51,984	W 16-10
10/31	Seattle	52,035	W 45-6
11/8	@ Cincinnati	52,480	L 12-20
11/14	St. Louis	64,698	L 28-30
11/21	@ San Francisco	58,573	W 23-3
11/28	New Orleans	54,906	W 33-14
12/4	Atlanta	57,366	W 59-0
12/11	@ Detroit	73,470	W 20-17
*12/19	@ Dallas	62,436	W 14-12
#12/26	@ Minnesota	47,191	L 13-24

* NFC Division Playoff

NFC Championship

1975 RESULTS (12-2)

First, NFC West
Chuck Knox, Coach

USUAL STARTING LINEUP

Offense		Defense	
WR 29 Harold Jackson (14)	DE 85 Jack Youngblood (14)	DT 90 Larry Brooks (9)	
LT 73 Charlie Cowan (13)	DT 74 Merlin Olsen (14)	DE 89 Fred Dryer (14)	
LG 65 Tom Mack (14)	DE 89 Fred Dryer (14)	LLB 36 Ken Geddes (14)	
C 61 Rich Saul (14)	MLB 64 Jack Reynolds (14)	RLB 58 Isiah Robertson (14)	
RG 71 Joe Scibelli (14)	CB 41 Eddie McMillian (14)	CB 28 Monte Jackson (9)	
RT 75 John Williams (14)	FS 48 Bill Simpson (14)	SS 42 Dave Elmendorf (14)	
TE 80 Bob Klein (11)			
WR 81 Ron Jessie (14)			
QB 12 James Harris (13)			
RB 30 L. McCutcheon (13)			
FB 32 Cullen Bryant (13)			

1974 RESULTS (10-4)

First, NFC West
Chuck Knox, Coach

USUAL STARTING LINEUP

Offense		Defense	
WR 29 Harold Jackson (14)	DE 85 Jack Youngblood (14)	DT 90 Larry Brooks (13)	
LT 73 Charlie Cowan (13)	DT 74 Merlin Olsen (14)	DE 89 Fred Dryer (14)	
LG 65 Tom Mack (14)	DE 89 Fred Dryer (14)	LLB 36 Ken Geddes (14)	
C 50 Ken Iman (14)	MLB 64 Jack Reynolds (14)	RLB 58 Isiah Robertson (14)	
RG 71 Joe Scibelli (14)	CB 41 Eddie McMillian (9)	CB 47 Charlie Stukes (13)	
RT 75 John Williams (14)	FS 20 Steve Preece (9)		
TE 80 Bob Klein (14)	SS 42 Dave Elmendorf (14)		
WR 84 Jack Snow (14)			
QB 12 James Harris (9)			
21 John Hadl (5)			
RB 30 L. McCutcheon (14)			
RB 45 Jim Bertelsen (13)			

1973 RESULTS (12-2)

First, NFC West
Chuck Knox, Coach

USUAL STARTING LINEUP

Offense		Defense	
WR 29 Harold Jackson (14)	DE 85 Jack Youngblood (14)	DT 90 Larry Brooks (14)	
LT 73 Charlie Cowan (14)	DT 74 Merlin Olsen (14)	DE 89 Fred Dryer (14)	
LG 65 Tom Mack (14)	DE 89 Fred Dryer (14)	LLB 36 Ken Geddes (14)	
C 50 Ken Iman (14)	MLB 64 Jack Reynolds (14)	RLB 58 Isiah Robertson (14)	
RG 71 Joe Scibelli (14)	CB 41 Eddie McMillian (14)	CB 47 Charlie Stukes (14)	
RT 75 John Williams (14)	FS 20 Steve Preece (14)		
TE 80 Bob Klein (14)	SS 42 Dave Elmendorf (14)		
WR 84 Jack Snow (14)			
QB 21 John Hadl (14)			
RB 30 L. McCutcheon (12)			
RB 45 Jim Bertelsen (14)			

Date	Opponent	Att.	W-L	Score
9/21	@ Dallas	49,091	L	7-18
9/28	@ San Francisco	57,379	W	23-14
10/5	Baltimore	60,011	W	24-13
10/12	@ San Diego	38,482	W	13-10
10/19	Atlanta	60,581	W	22-7
10/26	New Orleans	54,723	W	38-14
11/3	@ Philadelphia	64,601	W	42-3
11/9	San Francisco	74,064	L	23-24
11/16	@ Atlanta	44,595	W	16-7
11/23	Chicago	58,690	W	28-10
11/27	@ Detroit	69,552	W	20-0
12/7	@ New Orleans	39,958	W	14-7
12/14	Green Bay	59,312	W	22-5
12/20	Pittsburgh	69,389	W	10-3
*12/27	St. Louis	72,650	W	35-23
**1/4	Dallas	84,483	L	7-37

* NFC Division Playoff

** NFC Championship

Date	Opponent	Att.	W-L	Score
9/15	@ Denver	51,121	W	17-10
9/22	New Orleans	64,178	W	24-0
9/29	@ New England	59,712	L	14-20
10/6	Detroit	64,987	W	16-13
10/13	@ Green Bay	47,499	L	6-17
10/20	San Francisco	74,070	W	37-14
10/27	@ N.Y. Jets	56,110	W	20-13
11/4	@ San Francisco	57,502	W	15-13
11/10	Atlanta	70,056	W	21-0
11/17	@ New Orleans	57,287	L	7-20
11/24	Minnesota	90,266	W	20-17
12/1	@ Atlanta	18,648	W	30-7
12/9	Washington	87,313	L	17-23
12/15	Buffalo	84,324	W	19-14
*12/22	Washington	80,118	W	19-10
**12/29	@ Minnesota	47,404	L	10-14

* NFC Division Playoff

** NFC Championship

Date	Opponent	Att.	W-L	Score
9/16	@ Kansas City	62,315	W	23-13
9/23	Atlanta	64,528	W	31-0
9/30	@ San Francisco	57,487	W	40-20
10/7	@ Houston	34,875	W	31-26
10/14	Dallas	81,428	W	37-31
10/21	Green Bay	80,558	W	24-7
10/28	@ Minnesota	47,787	L	9-10
11/4	@ Atlanta	58,850	L	13-15
11/11	New Orleans	70,358	W	29-7
11/18	San Francisco	78,358	W	31-13
11/25	@ New Orleans	67,192	W	24-13
12/2	@ Chicago	47,620	W	26-0
12/10	N.Y. Giants	73,328	W	40-6
12/16	Cleveland	73,948	W	30-17
*12/23	@ Dallas	64,291	L	16-27

* NFC Conference Playoff

** NFC Championship

1972 RESULTS (6-7-1)

Third, NFC West

Tommy Prothro, Coach

USUAL STARTING LINEUP

Offense

WR 84 Jack Snow (14)	DE 85 Jack Youngblood (10)
LT 73 Charlie Cowan (13)	DT 74 Merlin Olsen (14)
LG 65 Tom Mack (12)	DT 90 Larry Brooks (8)
C 50 Ken Iman (14)	DE 79 Coy Bacon (14)
RG 71 Joe Scibelli (13)	LLB 53 Jim Purnell (12)
RT 76 Harry Schuh (14)	MLB 86 Marlin McKeever (14)
TE 80 Bob Klein (13)	RLB 58 Isiah Robertson (14)
WR 13 Lance Rentzel (14)	CB 44 Al Clark (6)
	24 Clarence Williams (6)
QB 18 Roman Gabriel (13)	CB 21 Gene Howard (13)
RB 45 Jim Bertelsen (8)	S 42 Dave Elmendorf (14)
RB 33 Willie Ellison (12)	S 19 Jim Nettles (14)

Defense

Date	Opponent	Att.	W-L	Score
9/17	New Orleans	66,303	W	3-14
9/24	@ Chicago	55,701	T	13-13
10/1	@ Atlanta	57,122	L	3-31
10/8	San Francisco	77,382	W	31-7
10/15	@ Philadelphia	65,720	W	34-3
10/22	Cincinnati	73,385	W	15-12
10/29	@ Oakland	54,660	L	17-45
11/5	Atlanta	75,618	W	20-7
11/12	Denver	65,398	L	10-16
11/17	Minnesota	77,982	L	41-45
11/26	@ New Orleans	64,325	L	16-19
12/4	@ San Francisco	61,214	W	26-16
12/10	@ St. Louis	36,873	L	14-24
12/17	Detroit	71,761	L	17-34

1971 RESULTS (8-5-1)

Second, NFC West

Tommy Prothro, Coach

USUAL STARTING LINEUP

Offense

WR 84 Jack Snow (14)	DE 75 Deacon Jones (10)
LT 73 Charlie Cowan (14)	85 Jack Youngblood (4)
LG 65 Tom Mack (14)	DT 74 Merlin Olsen (14)
C 50 Ken Iman (14)	DT 72 Phil Olsen (8)
RG 71 Joe Scibelli (14)	67 Bill Nelson (6)
RT 76 Harry Schuh (14)	DE 79 Coy Bacon (14)
TE 80 Bob Klein (14)	LLB 53 Jim Purnell (14)
WR 13 Lance Rentzel (14)	MLB 86 Marlin McKeever (14)
QB 18 Roman Gabriel (14)	RLB 58 Isiah Robertson (12)
RB 33 Willie Ellison (13)	CB 19 Jim Nettles (14)
RB 34 Les Josephson (9)	CB 21 Gene Howard (14)
38 Larry Smith (6)	S 39 Kermit Alexander (14)
	S 42 Dave Elmendorf (14)

Defense

Date	Opponent	Att.	W-L	Score
9/19	@ New Orleans	70,915	L	20-24
9/26	Atlanta	57,895	T	20-20
10/3	Chicago	66,957	W	17-3
10/10	@ San Francisco	44,000	W	20-13
10/17	@ Atlanta	58,850	W	24-16
10/24	Green Bay	75,351	W	30-13
10/31	Miami	72,903	L	14-20
11/8	@ Baltimore	57,722	L	17-24
11/14	@ Detroit	54,418	W	21-13
11/21	San Francisco	80,050	W	17-6
11/25	@ Dallas	66,595	L	21-28
12/5	New Orleans	73,610	W	45-28
12/13	Washington	80,402	L	24-38
12/19	@ Pittsburgh	45,233	W	23-14

1970 RESULTS (9-4-1)

Second, NFC West

George Allen, Coach

USUAL STARTING LINEUP

Offense

WR 84 Jack Snow (14)	DE 75 Deacon Jones (13)
LT 73 Charlie Cowan (14)	DT 74 Merlin Olsen (14)
LG 65 Tom Mack (14)	DT 72 Diron Talbert (14)
C 50 Ken Iman (14)	DE 79 Coy Bacon (14)
RG 71 Joe Scibelli (14)	LLB 32 Jack Pardee (14)
RT 76 Bob Brown (14)	MLB 66 Myron Pottios (14)
TE 87 Billy Truax (14)	RLB 55 Maxie Baughan (8)
WR 14 Wendell Tucker (12)	53 Jim Purnell (6)
QB 18 Roman Gabriel (14)	CB 24 Clarence Williams (12)
RB 38 Larry Smith (9)	CB 39 Kermit Alexander (14)
RB 34 Les Josephson (12)	S 17 Richie Petitbon
	S 42 Dave Elmendorf (14)

Defense

Date	Opponent	Att.	W-L	Score
9/18	St. Louis	63,130	W	34-13
9/27	@ Buffalo	46,206	W	19-0
10/4	San Diego	69,564	W	37-10
10/11	San Francisco	77,272	L	6-20
10/18	@ Green Bay	56,263	W	31-21
10/26	@ Minnesota	47,900	L	3-13
11/1	@ New Orleans	77,861	W	30-17
11/8	Atlanta	67,232	T	10-10
11/15	New York Jets	76,378	L	20-31
11/22	@ Atlanta	58,850	W	17-7
11/29	@ San Francisco	59,602	W	30-13
12/6	New Orleans	66,410	W	34-16
12/14	Detroit	79,441	L	23-28
12/20	@ N.Y. Giants	62,870	W	31-3

1969 RESULTS (11-3)

First, NFC West

George Allen, Coach

USUAL STARTING LINEUP

Offense

WR 84	Jack Snow (14)
LT 73	Charlie Cowan (14)
LG 65	Tom Mack (14)
C 50	Ken Iman (14)
RG 71	Joe Scibelli (7)
64	Mike LaHood (7)
RT 76	Bob Brown (14)
TE 87	Billy Truax (13)
WR 14	Wendell Tucker (14)
QB 18	Roman Gabriel (14)
RB 38	Larry Smith (14)
RB 34	Les Josephson (14)

Defense

DE 75	Deacon Jones (14)
DT 74	Merlin Olsen (14)
DT 79	Coy Bacon (13)
DE 72	Diron Talbert (13)
LLB 32	Jack Pardee (14)
MLB 57	Doug Woodlief (11)
RLB 55	Maxie Baughan (13)
CB 24	Clarence Williams (14)
CB 41	Ron Smith (11)
19	Jim Nettles (5)
S 17	Richie Petitbon (12)
S 21	Ed Meador (14)

1968 RESULTS (10-3-1)

Second, NFC West

George Allen, Coach

USUAL STARTING LINEUP

Offense

E 84	Jack Snow (13)
LT 63	Joe Carollo (14)
LG 65	Tom Mack (14)
C 50	Ken Iman (14)
RG 71	Joe Scibelli (14)
RT 73	Charlie Cowan (13)
TE 87	Billy Truax (13)
FL 25	Bernie Casey (11)
QB 18	Roman Gabriel (14)
RB 33	Willie Ellison (8)
20	Tommy Mason (7)
RB 22	Dick Bass (10)

Defense

DE 75	Deacon Jones (14)
DT 74	Merlin Olsen (14)
DT 78	Roger Brown (14)
DE 81	Gregg Schumacher (9)
85	Lamar Lundy (5)
LLB 32	Jack Pardee (14)
MLB 66	Myron Pottios (14)
RLB 55	Maxie Baughan (14)
CB 24	Clarence Williams (14)
CB 27	Irv Cross (14)
S 41	Ron Smith (14)
S 21	Ed Meador (14)

1967 RESULTS (11-1-2)

First, NFC West

George Allen, Coach

USUAL STARTING LINEUP

Offense

E 84	Jack Snow
LT 63	Joe Carollo
LG 65	Tom Mack
C 50	Ken Iman
RG 71	Joe Scibelli
RT 73	Charlie Cowan
TE 87	Billy Truax
FL 25	Bernie Casey
QB 18	Roman Gabriel
RB 34	Les Josephson
RB 22	Dick Bass

Defense

DE 75	Deacon Jones
DT 74	Merlin Olsen
DT 78	Roger Brown
DE 85	Lamar Lundy
LLB 32	Jack Pardee
MLB 66	Myron Pottios
RLB 55	Maxie Baughan
CB 24	Clarence Williams
CB 27	Irv Cross
S 44	Chuck Lamson
S 21	Ed Meador

Date	Opponent	Att.	W-L	Score
9/21	@ Baltimore	56,864	W	27-20
9/28	Atlanta	51,031	W	17-7
10/5	New Orleans	54,879	W	36-17
10/12	@ San Francisco	45,995	W	27-21
10/19	Green Bay	78,947	W	34-21
10/26	@ Chicago	45,985	W	9-7
11/2	@ Atlanta	58,850	W	38-6
11/9	San Francisco	73,975	W	41-30
11/16	@ Philadelphia	60,658	W	23-17
11/23	Dallas	79,105	W	24-23
11/30	@ Washington	50,352	W	24-13
12/7	Minnesota	80,430	L	13-20
12/14	@ Detroit	53,256	L	0-28
12/21	Baltimore	73,326	L	7-13
*12/27	@ Minnesota	47,900	L	20-23
**1/3/70	Dallas	31,151	W	31-0

* Western Conference Playoff

** Playoff Bowl Game at Miami

Date	Opponent	Att.	W-L	Score
9/16	@ St. Louis	49,757	W	24-13
9/22	Pittsburgh	49,647	W	45-10
9/29	@ Cleveland	82,514	W	24-6
10/6	San Francisco	69,520	W	24-10
10/13	@ Green Bay (Milw.)	49,646	W	16-14
10/20	Atlanta	54,443	W	27-14
10/27	@ Baltimore	60,238	L	10-27
11/3	Detroit	77,982	W	10-7
11/10	@ Atlanta	53,979	W	17-10
11/17	@ San Francisco	41,815	T	20-20
11/24	New York Giants	68,534	W	24-21
12/1	@ Minnesota	47,644	W	31-3
12/8	Chicago	66,368	L	16-17
12/15	Baltimore	69,397	L	24-28

Date	Opponent	Att.	W-L	Score
9/17	@ New Orleans	80,879	W	27-13
9/22	Minnesota	52,255	W	39-3
10/1	@ Dallas	75,229	W	35-13
10/8	San Francisco	60,424	L	24-27
10/15	@ Baltimore	60,238	T	24-24
10/22	Washington	55,381	T	28-28
10/29	@ Chicago	46,073	W	28-17
11/5	@ San Francisco	53,194	W	17-7
11/12	Philadelphia	57,628	W	33-17
11/19	@ Atlanta	56,871	W	31-3
11/23	@ Detroit	54,389	W	31-7
12/3	Atlanta	40,395	W	20-3
12/9	Green Bay	76,637	W	27-24
12/17	Baltimore	77,277	W	34-10
*12/23	@ Green Bay	49,861	L	7-28
**1/7/68	Cleveland	37,102	W	30-6

* Western Conference Playoff

** Playoff Bowl Game at Miami

1966 RESULTS (8-6)

Third, Western Conference

George Allen, Coach

USUAL STARTING LINEUP

Offense

E 84	Jack Snow
LT 63	Joe Carollo
LG 65	Tom Mack
C 50	Ken Iman
RG 71	Joe Scibelli
RT 73	Charlie Cowan
TE 87	Billy Truax
FL 29	Tom McDonald
QB 18	Roman Gabriel
RB 34	Les Josephson
RB 22	Dick Bass

Defense

DE 75	Deacon Jones
DT 74	Merlin Olsen
DT 76	Roosevelt Grier
DE 85	Lamar Lundy
LLB 32	Jack Pardee
MLB 61	Bill George
RLB 55	Maxie Baughan
CB 24	Clarence Williams
CB 27	Irv Cross
S 44	Chuck Lamson
S 21	Ed Meador

Date	Opponent	Att.	W-L Score
9/11	@ Atlanta	54,418	W 19-14
9/16	Chicago	58,916	W 31-17
9/25	@ Green Bay	50,861	L 13-24
9/30	San Francisco	45,642	W 34-3
10/9	@ Detroit	52,793	W 14-7
10/16	@ Minnesota	47,426	L 7-35
10/23	@ Chicago	47,475	L 10-17
10/30	Baltimore	57,898	L 3-17
11/6	@ San Francisco	35,372	L 13-21
11/13	New York	34,746	W 55-14
11/20	Minnesota	38,775	W 21-6
11/27	@ Baltimore	60,238	W 23-7
12/4	Detroit	40,039	W 23-3
12/18	Green Bay	72,416	L 23-27

1965 RESULTS (4-10)

Seventh, Western Conference

Harland Svare, Coach

USUAL STARTING LINEUP

Offense

E 84	Jack Snow
LT 63	Joe Carollo
LG 62	Don Chuy
C 50	Ken Iman
RG 71	Joe Scibelli
RT 73	Charlie Cowan
TE 86	Marlin McKeever
FL 29	Tom McDonald
QB 18	Roman Gabriel
RB 34	Les Josephson
RB 22	Dick Bass

Defense

DE 75	Deacon Jones
DT 74	Merlin Olsen
DT 76	Roosevelt Grier
DE 85	Lamar Lundy
LLB 88	Anthony Guillory
MLB 57	Doug Woodlief
RLB 58	Dan Currie
CB 24	Clarence Williams
CB 17	Dan Melhany
S 44	Chuck Lamson
S 21	Ed Meador

Date	Opponent	Att.	W-L Score
9/19	@ Detroit	46,941	L 0-20
9/25	Chicago	36,359	W 30-28
10/3	Minnesota	36,755	L 35-38
10/10	@ Chicago	45,760	L 6-31
10/17	San Francisco	38,615	L 21-45
10/24	@ Baltimore	60,238	L 20-35
10/31	Detroit	35,187	L 7-31
11/7	@ Minnesota	47,426	L 13-24
11/14	@ Green Bay	48,485	L 3-6
11/21	@ San Francisco	39,253	L 27-30
11/28	Green Bay	39,733	W 21-10
12/5	@ St. Louis	27,943	W 27-3
12/12	Cleveland	49,048	W 42-7
12/18	Baltimore	46,636	L 17-20

1964 RESULTS (5-7-2)

Fifth, Western Conference

Harland Svare, Coach

USUAL STARTING LINEUP

Offense

E 84	Jack Snow
LT 63	Joe Carollo
LG 73	Charlie Cowan
C 56	Art Hunter
RG 62	Don Chuy
RT 70	Frank Varrichione
TE 86	Marlin McKeever
FL 29	Tom McDonald
QB 19	Bill Munson
RB 34	Les Josephson
RB 36	Ben Wilson

Defense

DE 75	Deacon Jones
DT 74	Merlin Olsen
DT 76	Roosevelt Grier
DE 85	Lamar Lundy
LLB 89	Cliff Livingston
MLB 53	Mike Henry
RLB 32	Jack Pardee
CB 23	Bobby Smith
CB 43	Jerry Richardson
S 41	Lindon Crow
S 21	Ed Meador

Date	Opponent	Att.	W-L Score
9/13	@ Pittsburgh	33,988	W 26-14
9/19	Detroit	52,001	T 17-17
9/27	Minnesota	50,009	W 22-13
10/4	@ Baltimore	56,537	L 20-35
10/11	@ Chicago	47,358	L 17-38
10/18	San Francisco	54,355	W 42-14
10/25	@ Green Bay	47,617	W 27-17
11/1	@ Detroit	52,064	L 17-37
11/8	Philadelphia	53,994	W 20-10
11/15	Chicago	61,115	L 24-34
11/22	Baltimore	72,137	L 7-24
11/29	@ Minnesota	31,677	L 13-34
12/6	@ San Francisco	31,791	L 7-28
12/13	Green Bay	40,735	T 24-24

1963 RESULTS (5-9)

Sixth, Western Conference

Harland Svare, Coach

USUAL STARTING LINEUP

Offense

E 82	Jim Phillips
LT 63	Joe Carollo
LG 73	Charlie Cowan
C 56	Art Hunter
RG 62	Don Chuy
RT 70	Frank Varrichione
TE 86	Marlin McKeever
FL 81	Carroll Dale
QB 18	Roman Gabriel
RB 22	Dick Bass
RB 26	Jon Arnett

Defense

DE 75	Deacon Jones
DT 74	Merlin Olsen
DT 76	Roosevelt Grier
DE 85	Lamar Lundy
LLB 86	Marlin McKeever
MLB 53	Mike Henry
RLB 32	Jack Pardee
CB 23	Bobby Smith
CB 21	Ed Meador
S 41	Lindon Crow
S 47	Carver Shannon

Date	Opponent	Att.	W-L Score
9/14	Detroit	49,342	L 2-23
9/21	Washington	29,295	L 14-37
9/29	@ Cleveland	54,713	L 6-20
10/6	@ Green Bay	42,327	L 10-42
10/13	Chicago	40,476	L 14-52
10/20	Minnesota	30,565	W 27-24
10/27	San Francisco	45,532	W 28-21
11/3	@ Minnesota	33,567	L 13-21
11/10	@ Chicago	48,312	L 0-6
11/17	@ Detroit	44,951	W 28-21
11/24	Baltimore	48,555	W 17-16
12/1	@ San Francisco	33,321	W 21-17
12/7	Green Bay	52,357	L 14-31
12/15	@ Baltimore	52,834	L 16-19

1962 RESULTS (1-12-1)

Seventh, Western Conference

Bob Waterfield, Coach (8 games)

*Harland Svare, Coach (6 games)

USUAL STARTING LINEUP

Offense

E 82	Jim Phillips
LT 63	Joe Carollo
LG 73	Charlie Cowan
C 56	Art Hunter
RG 61	Duane Puttnam
RT 70	Frank Varrichione
FL 27	Pervis Atkins
FL 81	Carroll Dale
QB 12	Zeke Bratkowski
RB 22	Dick Bass
RB 26	Joe Arnett

Defense

DE 75	Deacon Jones
DT 74	Merlin Olsen
DT 76	John LoVetere
DE 85	Lamar Lundy
LLB 86	Marlin McKeever
MLB 53	Mike Henry
RLB 32	Jack Pardee
CB 17	Charley Britt
CB 21	Ed Meador
S 41	Lindon Crow
S 47	Carver Shannon

Date	Opponent	Att.	W-L Score
9/16	@ Baltimore	54,796	L 27-30
9/23	Chicago	44,376	L 23-27
9/30	Dallas	26,907	L 17-27
10/7	@ Washington	38,264	L 14-20
10/14	@ Detroit	53,714	L 10-13
10/21	Minnesota	33,071	L 14-38
10/28	@ San Francisco	51,033	W 28-14
11/4	Detroit	44,241	L 3-12
11/11	Baltimore	39,502	L 2-14
11/18	San Francisco	42,554	L 17-24
11/25	@ Minnesota	26,728	T 24-24
12/2	@ Green Bay	46,833	L 10-41
12/9	@ Chicago	38,685	L 14-30
12/16	Green Bay	60,057	L 17-20

* Svare took over as head coach prior to 11/11 game versus Baltimore.

1961 RESULTS (4-10)

Sixth, Western Conference

Bob Waterfield, Coach

USUAL STARTING LINEUP

Offense

E 82	Jim Phillips
LT 78	Jim Boeke
LG 73	Charlie Cowan
C 56	Art Hunter
RG 64	Roy Hord
RT 70	Frank Varrichione
FL 33	Ollie Mattson
FL 81	Carroll Dale
QB 12	Zeke Bratkowski
RB 22	Dick Bass
RB 26	Jon Arnett

Defense

DE 75	Deacon Jones
DT 67	Urban Henry
DT 76	John LoVetere
DE 85	Lamar Lundy
LLB 32	Jack Pardee
MLB 48	Les Richter
RLB 57	Bill Jobko
CB 17	Charley Britt
CB 21	Ed Meador
S 41	Lindon Crow
S 46	Clendon Thomas

Date	Opponent	Att.	W-L Score
9/17	@ Baltimore	54,259	L 24-27
9/23	Chicago	53,315	L 17-21
10/1	Pittsburgh	40,707	W 24-14
10/8	@ San Francisco	59,004	L 0-35
10/15	@ Detroit	45,873	L 13-14
10/22	@ New York	63,053	L 14-24
10/29	Detroit	49,123	L 10-28
11/5	Minnesota	38,594	W 31-17
11/12	San Francisco	63,766	W 17-7
11/19	@ Green Bay	38,669	L 17-35
11/26	@ Chicago	45,965	L 24-28
12/3	@ Minnesota	30,068	L 21-42
12/9	Baltimore	41,268	W 34-17
12/17	Green Bay	49,169	L 17-24

1960 RESULTS (4-7-1)**Sixth, Western Conference****Bob Waterfield, Coach****USUAL STARTING LINEUP****Offense**

E 82	Jim Phillips
LT 78	Jim Boeke
LG 63	Alex Lansford
C 56	Art Hunter
RG 64	Roy Hord
RT 79	Charles Bradshaw
FL 33	Ollie Mattson
FL 81	Carroll Dale
QB 9	Bill Wade
RB 34	Joe Marconi
RB 26	Jon Arnett

Defense

DE 80	Gene Brito
DT 77	George Strugar
DT 76	John LoVetere
DE 85	Lamar Lundy
LLB 32	Jack Pardee
MLB 48	Les Richter
RLB 57	Bill Jobko
CB 17	Charley Britt
CB 21	Ed Meador
S 43	Will Sherman
S 46	Clendon Thomas

Date	Opponent	Att.	W-L	Score
9/23	St. Louis	47,448	L	21-43
10/2	@ San Francisco	53,633	L	9-13
10/9	@ Chicago	47,776	L	27-34
10/16	@ Baltimore	57,808	L	17-31
10/23	Chicago	63,438	T	24-24
10/30	Detroit	53,295	W	48-35
11/6	@ Dallas	16,000	W	38-13
11/13	@ Detroit	54,019	L	10-12
11/21	@ Green Bay	35,763	W	33-31
12/4	San Francisco	77,254	L	7-23
12/11	Baltimore	75,461	W	10-3
12/17	Green Bay	53,445	L	21-35

1959 RESULTS (2-10)**Sixth, Western Conference****Sid Gillman, Coach**

Date	Opponent	Att.	W-L	Score
9/26	New York	71,297	L	21-23
10/4	@ San Francisco	56,028	L	0-34
10/11	@ Chicago Bears	47,036	W	28-21
10/18	@ Green Bay	36,194	W	45-6
10/25	Detroit	74,288	L	7-17
11/1	Chicago Bears	77,943	L	21-26
11/8	San Francisco	94,376	L	16-24
11/15	@ Detroit	52,271	L	17-23
11/22	@ Philadelphia	47,425	L	20-23
11/29	@ Baltimore	57,557	L	21-35
12/6	Green Bay	61,044	L	20-38
12/12	Baltimore	65,528	L	26-45

1957 RESULTS (6-6)**Fourth, Western Conference****Sid Gillman, Coach**

Date	Opponent	Att.	W-L	Score
9/29	Philadelphia	62,506	W	17-13
10/6	@ San Francisco	59,637	L	20-23
10/13	@ Detroit	55,914	L	7-10
10/20	@ Chicago Bears	47,337	L	26-34
10/27	Detroit	77,314	W	35-17
11/3	Chicago Bears	80,456	L	10-16
11/10	San Francisco	102,368	W	37-24
11/17	@ Green Bay	19,540	W	31-27
11/24	@ Cleveland	65,407	L	31-45
12/1	@ Baltimore	52,060	L	14-31
12/8	Green Bay	70,572	W	42-17
12/15	Baltimore	52,560	W	37-21

1958 RESULTS (8-4)**Third, Western Conference****Sid Gillman, Coach**

Date	Opponent	Att.	W-L	Score
9/28	Cleveland	69,993	L	27-30
10/5	@ San Francisco	73,164	W	33-3
10/12	@ Detroit	41,021	W	42-28
10/19	@ Chicago Bears	41,387	L	10-31
10/26	Detroit	81,703	L	24-41
11/2	Chicago Bears	100,740	W	41-35
11/9	San Francisco	95,082	W	56-7
11/16	@ Green Bay	28,051	W	20-7
11/23	@ Baltimore	57,557	L	7-34
11/30	@ Chicago Cards.	13,041	W	20-14
12/6	Baltimore	100,202	W	30-28
12/14	Green Bay	54,634	W	34-20

1956 RESULTS (4-8)**Sixth, Western Conference****Sid Gillman, Coach**

Date	Opponent	Att.	W-L	Score
9/30	Philadelphia	54,412	W	27-7
10/7	@ San Francisco	54,589	L	30-33
10/14	@ Detroit	56,281	L	21-24
10/21	@ Green Bay	24,200	L	17-42
10/28	Detroit	76,758	L	17-42
11/4	Chicago Bears	69,894	L	24-35
11/11	San Francisco	69,828	W	30-6
11/18	@ Chicago Bears	48,102	L	21-30
11/25	@ Baltimore	40,321	L	21-56
12/2	@ Pittsburgh	20,450	L	13-30
12/9	Baltimore	51,037	W	31-7
12/16	Green Bay	45,209	W	49-21

1955 RESULTS (8-3-1)**First, Western Conference
Sid Gillman, Coach**

Date	Opponent	Att.	W-L	Score
9/25	@ San Francisco	60,100	W	23-14
10/2	Pittsburgh	45,816	W	27-26
10/9	@ Detroit	54,836	W	17-10
10/16	@ Green Bay	26,960	L	28-30
10/23	Detroit	68,690	W	24-13
10/30	Chicago Bears	69,587	L	20-31
11/6	San Francisco	85,302	W	27-14
11/13	@ Chicago Bears	50,187	L	3-24
11/20	@ Baltimore	41,186	T	17-17
11/27	@ Philadelphia	31,648	W	23-21
12/4	Baltimore	37,024	W	20-14
12/11	Green Bay	90,535	W	31-17
*12/26	Cleveland	85,693	L	14-38

* NFL Championship

1954 RESULTS (6-5-1)**Fourth, Western Conference
Hampton Pool, Coach**

Date	Opponent	Att.	W-L	Score
9/26	@ Baltimore	36,215	W	48-0
10/3	San Francisco	93,621	T	24-24
10/10	@ Detroit	55,008	L	3-21
10/17	@ Green Bay	17,465	L	17-35
10/24	Chicago Bears	48,204	W	42-38
10/31	Detroit	74,315	L	24-27
11/7	@ San Francisco	58,958	W	42-34
11/14	Chicago Cardinals	40,786	W	28-17
11/21	@ New York	27,077	W	17-16
11/28	@ Chicago Bears	32,338	L	13-24
12/4	Baltimore	30,821	L	21-22
12/12	Green Bay	38,839	W	35-27

1953 RESULTS (8-3-1)**Third, Western Conference
Hampton Pool, Coach**

Date	Opponent	Att.	W-L	Score
9/27	New York	49,579	W	21-7
10/4	@ San Francisco	43,922	L	30-31
10/11	@ Green Bay	23,353	W	38-20
10/18	@ Detroit	55,772	W	31-19
10/25	Chicago Bears	49,546	W	38-24
11/1	Detroit	93,751	W	27-34
11/8	San Francisco	85,865	L	23-31
11/15	@ Chicago Cards	26,674	T	24-24
11/22	@ Baltimore	27,268	W	21-13
11/29	@ Chicago Bears	31,626	L	21-24
12/5	Baltimore	26,656	W	45-2
12/12	Green Bay	23,069	W	33-17

1952 RESULTS (9-3)**Second, Western Conference
Joe Stydahar, Coach (1 game)*****Hampton Pool, Coach (11 games)**

Date	Opponent	Att.	W-L	Score
9/28	@ Cleveland	57,832	L	7-37
10/3	Detroit	42,743	L	14-17
10/12	@ Green Bay	21,693	W	30-28
10/19	@ Detroit	40,152	L	16-24
10/26	Chicago Bears	43,574	W	31-7
11/2	Dallas	30,702	W	42-20
11/9	@ Dallas	10,000	W	27-6
11/16	@ Chicago Bears	40,737	W	40-24
11/23	San Francisco	77,698	W	35-9
11/30	@ San Francisco	48,731	W	34-21
12/7	Green Bay	49,822	W	45-27
12/14	Pittsburgh	74,130	W	28-14
**12/21	@ Detroit	47,645	L	21-31

* Pool took over as head coach prior to 10/3 game versus Detroit.
** Conference Playoff

1951 RESULTS (8-4)**First, Western Conference
Joe Stydahar, Coach**

Date	Opponent	Att.	W-L	Score
9/28	@ N.Y. Yanks	30,315	W	54-14
10/7	Cleveland	67,186	L	23-38
10/14	@ Detroit	50,567	W	27-21
10/21	@ Green Bay	21,393	W	28-0
10/28	@ San Francisco	49,538	L	17-44
11/4	San Francisco	54,346	W	23-16
11/11	Chicago Cards.	29,995	W	45-21
11/18	New York Yanks.	34,717	W	48-21
11/25	@ Washington	26,307	L	21-31
12/2	@ Chicago Bears	50,286	W	42-17
12/9	Detroit	52,937	L	22-24
12/16	Green Bay	23,698	W	42-14
*12/23	Cleveland	57,522	W	24-17

* NFL Championship

1950 RESULTS (9-3)**First, Western Conference
Joe Stydahar, Coach**

Date	Opponent	Att.	W-L	Score
9/17	Chicago Bears	21,000	L	20-24
9/22	New York Yanks	23,768	W	45-28
10/1	@ San Francisco	27,262	W	35-14
10/8	@ Philadelphia	24,134	L	20-56
10/15	@ Detroit	35,589	W	30-28
10/22	Baltimore		W	70-27
10/29	Detroit	27,475	W	65-24
11/5	San Francisco	33,234	W	28-21
11/12	@ Green Bay (Milw.)	20,456	W	45-14
11/19	@ N.Y. Yanks	42,673	W	43-35
11/26	@ Chicago Bears	43,678	L	14-24
12/3	Green Bay	39,323	W	51-14
*12/17	Chicago Bears	83,501	W	24-14
**12/24	@ Cleveland	29,751	L	28-30

* Conference Playoff
** NFL Championship

1949 RESULTS (8-2-2)**First, Western Conference
Clark Shaughnessy, Coach**

Date	Opponent	Att.	W-L	Score
9/23	Detroit	17,878	W	27-24
10/2	@ Green Bay	24,308	W	48-7
10/9	@ Chicago Bears	42,124	W	31-16
10/16	@ Detroit	19,839	W	21-10
10/23	Green Bay	37,546	W	35-7
10/30	Chicago Bears	86,080	W	27-24
11/6	@ Philadelphia	38,230	L	14-38
11/13	@ Pittsburgh	20,510	T	7-7
11/20	@ Chicago Cards	34,100	T	28-28
11/27	N.Y. Bulldogs	38,052	W	42-20
12/4	Chicago Cards	74,673	L	27-31
12/11	Washington	44,899	W	53-27
*12/18	Philadelphia	27,980	L	0-14

* NFL Championship

1946 RESULTS (6-4-1)**Second, Western Conference
Adam Walsh, Coach**

Date	Opponent	Att.	W-L	Score
9/29	Philadelphia	30,500	L	14-25
10/6	@ Green Bay	27,094	W	21-17
10/13	@ Chicago Bears	44,211	T	28-28
10/20	Detroit	27,928	W	35-14
10/27	@ Chicago Cards	38,180	L	10-34
11/3	@ Detroit	34,447	W	41-20
11/10	Chicago Bears	68,381	L	21-27
11/17	Chicago Cards	38,271	W	17-14
11/24	@ Boston	23,689	L	21-40
12/5	@ New York	47,366	W	31-21
12/8	Green Bay	46,838	W	38-17

1948 RESULTS (6-5-1)**Third, Western Conference
Clark Shaughnessy, Coach**

Date	Opponent	Att.	W-L	Score
9/22	Detroit	12,941	W	44-7
10/3	Philadelphia	36,884	T	28-28
10/10	@ Chicago Bears	43,707	L	21-42
10/17	@ Green Bay	25,119	L	0-16
10/24	@ Detroit	17,444	W	34-27
10/31	Chicago Cards	32,149	L	22-27
11/7	Chicago Bears	56,263	L	6-21
11/14	@ New York	22,766	W	52-37
11/21	@ Chicago Cards	29,031	L	24-27
11/28	Green Bay	23,874	W	24-10
12/5	@ Washington		W	41-13
12/12	Pittsburgh	27,967	W	31-14

1945 RESULTS (9-1)**First, Western Division
Adam Walsh, Coach**

Date	Opponent	Att.	W-L	Score
9/30	Chicago Cards		W	21-0
10/7	Chicago Bears	19,580	W	17-0
10/14	@ Green Bay	24,607	W	27-14
10/21	@ Chicago Bears	28,273	W	41-21
10/28	@ Philadelphia	38,149	L	14-28
11/4	@ New York	46,219	W	21-17
11/11	Green Bay	28,686	W	20-7
11/18	@ Chicago Cards	18,000	W	35-21
11/22	@ Detroit	40,017	W	28-21
12/2	Boston	18,470	W	20-7
*12/16	Washington	32,178	W	15-14

* NFL Championship

1947 RESULTS (6-6)**Fourth, Western Conference
Bob Snyder, Coach**

Date	Opponent	Att.	W-L	Score
9/29	@ Pittsburgh	35,658	W	48-7
10/5	@ Green Bay	31,613	L	14-17
10/12	@ Detroit	42,955	W	27-13
10/19	Chicago Cards	69,631	W	27-7
10/26	@ Philadelphia	36,364	L	7-14
11/2	@ Chicago Cards	40,075	L	10-17
11/9	Boston	19,715	L	16-27
11/16	Chicago Bears		L	21-41
11/23	Detroit	17,693	W	28-17
11/30	Green Bay	31,080	L	10-30
12/7	@ Chicago Bears	34,215	W	17-14
12/14	New York	24,050	W	34-10

1944 RESULTS (4-6)**Fourth, Western Division
Aldo (Buff) Donelli, Coach**

Date	Opponent	Att.	W-L	Score
9/24	@ Card-Pitt (Pitt.)	20,698	W	30-28
10/8	Chicago Bears		W	19-7
10/15	@ Detroit	21,115	W	20-17
10/22	@ Green Bay		L	21-30
10/29	@ Chicago Bears	23,644	L	21-28
11/5	@ Washington	35,540	L	10-14
11/12	Green Bay	17,166	L	7-42
11/19	@ Card-Pitt (Chi.)		W	33-6
11/26	Detroit	7,462	L	14-26
12/10	Philadelphia	24,123	L	13-26

1942 RESULTS (5-6)

Third, Western Division
Earl (Dutch) Clark, Coach

Date	Opponent	Att.	W-L Score
9/13	Chi. Cards (Buff.)	18,698	L 0-7
9/20	Philadelphia	6,434	W 24-14
9/27	@ Detroit	14,646	W 14-0
10/4	Chicago Bears		L 7-21
10/11	Chicago Cards	33,250	W 7-3
10/18	@ Brooklyn	12,000	W 17-0
10/25	Green Bay	7,896	L 12-30
11/1	@ Washington	6,329	L 14-33
11/8	@ Green Bay	16,473	L 28-45
11/15	Detroit	4,029	W 27-7
11/29	@ Chicago Bears	13,195	L 0-47

1941 RESULTS (2-9)

Fifth, Western Division
Earl (Dutch) Clark, Coach

Date	Opponent	Att.	W-L Score
9/7	Pittsburgh (Akron)	23,720	W 17-14
9/16	@ Chicago Cards	15,000	W 10-6
9/21	@ Green Bay	20,000	L 7-24
10/5	Chicago Bears	23,850	L 21-48
10/12	@ Detroit	26,841	L 7-17
10/19	Green Bay		L 14-17
10/26	@ Washington	32,820	L 13-17
11/2	Detroit	10,554	L 0-14
11/9	@ Chicago Bears	18,102	L 13-31
11/16	@ New York	32,740	L 14-49
11/23	Chicago Cards	5,000	L 0-7

1940 RESULTS (4-6-1)

Fourth, Western Division
Earl (Dutch) Clark, Coach

Date	Opponent	Att.	W-L Score
9/22	Philadelphia	15,941	W 21-13
9/29	@ Detroit	15,347	L 0-6
10/6	Chicago Bears	18,998	L 14-21
10/13	@ Green Bay	16,299	L 14-31
10/20	Chicago Cards	13,683	W 26-14
10/27	@ Chicago Cards	10,313	L 7-17
11/3	Detroit	18,881	W 14-0
11/10	@ New York	23,614	W 13-0
11/17	@ Brooklyn	19,212	L 14-29
11/24	@ Chicago Bears		L 25-47
12/1	Green Bay	16,249	T 13-13

1939 RESULTS (5-5-1)

Fourth, Western Division
Earl (Dutch) Clark, Coach

Date	Opponent	Att.	W-L Score
9/15	@ Chicago Bears	10,000	L 12-30
9/20	@ Brooklyn	12,423	L 21-23
10/1	@ Green Bay	9,888	W 27-24
10/8	Chicago Bears	18,209	L 21-35
10/15	@ Detroit	30,096	L 7-15
10/22	@ Chicago Cards	10,000	W 24-0
10/29	Pittsburgh	11,579	T 14-14
11/5	Chicago Cards	8,378	W 14-0
11/19	Detroit	28,142	W 14-3
11/26	Green Bay	30,690	L 6-7
12/8	Phila. (Colo. Sp.)	9,109	W 35-13

1938 RESULTS 4-7)

Fourth, Western Division
Hugo Bezdek, coach (3 games)
* Art Lewis, coach (8 games)

Date	Opponent	Att.	W-L Score
9/11	@ Green Bay	8,247	L 17-26
9/17	Chicago Cards	7,500	L 6-7
9/25	@ Washington		L 13-37
10/2	Detroit	8,012	W 21-17
10/9	Chicago Bears		W 14-7
10/23	@ Chicago Bears	18,705	W 23-21
10/30	Green Bay	18,483	L 7-28
11/6	@ Detroit	30,140	L 0-6
11/13	@ New York	25,000	L 0-28
11/27	@ Chicago Cards		L 17-31
12/4	Pittsburgh (N.O.)	7,500	W 13-7

*Art Lewis took over as head coach prior to 10/2 game versus Detroit.

1937 RESULTS (1-10)

Fifth, Western Division
Hugo Bezdek, Coach

Date	Opponent	Att.	W-L Score
9/10	Detroit	15,500	L 0-28
9/17	@ Philadelphia	3,107	W 21-3
9/26	@ Brooklyn	12,000	L 7-9
10/3	Chicago Cards	10,000	L 0-6
10/10	Chicago Bears		L 2-20
10/17	Green Bay	12,000	L 10-35
10/24	@ Green Bay		L 7-35
10/31	@ Chicago Cards	9,923	L 7-13
11/7	@ Detroit	24,800	L 7-27
11/21	Washington		L 7-16
11/28	@ Chicago Bears		L 7-15

MONTH-TO-MONTH RECORDS



YEAR	SEPT.	OCT.	NOV.	DEC.	JAN.	RECORD
1937	1-2	0-5	0-3	0-0		1-10
1938	0-3	3-1	0-3	1-0		4-7
1939	0-2	2-2-1	2-1	1-0		5-5-1
1940	1-1	1-3	2-2	0-0-1		4-6-1
1941	2-1	0-4	0-4	0-0		2-9
1942	2-1	2-2	1-3	0-0		5-6
1943		Operations Suspended				
1944	1-0	2-2	1-3	0-1		4-6
1945	1-0	3-1	4-0	2*-0		10*-1
1946	0-1	2-1-1	2-2	2-0		6-4-1
1947	1-0	2-2	1-4	2-0		6-6
1948	1-0	1-3-1	2-2	2-0		6-5-1
1949	1-0	5-0	1-1-2	1-2*		8-3*-2
1950	1-1	4-1	3-1	2*-1*		10*-4*
1951	1-0	2-2	3-1	3*-1		9*-4
1952	0-1	2-2	5-0	2-1*		9-4*
1953	1-0	3-1	2-2-1	2-0		8-3-1
1954	1-0	1-3-1	3-1	1-1		6-5-1
1955	1-0	3-2	2-1-1	2-1*		8-4*-1
1956	1-0	0-4	1-3	2-1		4-8
1957	1-0	1-3	2-2	2-1		6-6
1958	0-1	2-2	4-1	2-0		8-4
1959	0-1	2-2	0-5	0-2		2-10
1960	0-1	1-3-1	2-1	1-2		4-7-1
1961	0-2	1-4	2-2	1-2		4-10
1962	0-3	1-3	0-3-1	0-3		1-12-1
1963	0-3	2-2	2-2	1-2		5-9
1964	2-0-1	2-2	1-4	0-1-1		5-7-2
1965	1-1	0-5	1-3	2-1		4-10
1966	3-1	1-3	3-1	1-1		8-6
1967	2-0	2-1-2	4-0	3-1*		11-2*-2
1968	3-0	3-1	3-0-1	1-2		10-3-1
1969	2-0	4-0	5-0	0-4*		11-4*
1970	2-0	2-2	3-1-1	2-1		9-4-1
1971	0-1-1	4-1	2-2	2-1		8-5-1
1972	1-0-1	3-2	1-3	1-2		6-7-1
1973	3-0	3-1	3-1	3-1*		12-3*
1974	2-1	3-1	3-1	3*-2*		11*-5*
1975	1-1	4-0	4-1	4*-0	0-1*	13*-3*
1976	2-0-1	4-1	2-2	3*-0	0-1*	11*-4*-1
1977	1-1	3-2	4-0	2-2*		10-5*
1978	4-0	3-2	3-1	3*-1	0-1*	13*-5*
1979	3-2	1-3	3-1	3*-1	1*-1*	11*-8*
1980	2-2	3-1	4-1	2-2*		11-6*
1981	2-2	2-2	1-4	1-2		6-10
1982	0-2	strike	1-1	0-4	1-0	2-7
1983	2-2	3-2	3-1	2*-2	0-1*	10*-8*
1984	3-2	2-2	3-1	2-2*		10-7*
1985	4-0	3-1	2-2	2-2	1*-1*	12*-6*
1986	3-1	3-1	3-2	1-3*		10-7*
1987	0-2	1-3	3-2	2-2		6-9
1988	4-0	3-2	0-4	3-1*		10-7*
1989	3-0	2-3	3-1	4*-1	1*-1*	13*-6*
1990	1-2	1-3	2-2	1-4		5-11
1991	2-3	1-2	0-4	0-4		3-13
1992	2-2	1-2	1-4	2-2		6-10
1993	2-2	0-4	1-2	1-3	1-0	5-11
1994	2-2	1-3	1-3	0-4		4-12
1995	4-0	1-3	1-3	1-3		7-9
1996	1-3	1-3	1-3	3-1		6-10
TOTALS	87-59-4	118-124-7	122-115-7	92-83-2	5-7	424-388-20
Regular Season	87-59-4	118-124-7	122-115-7	82-70-2	2-0	411-368-20

HOME & AWAY RECORDS



HOME					AWAY				
Year	W	L	T	Pct.	Year	W	L	T	Pct.
1937	0	5	0	.000	1937	1	5	0	.200
1938	2	2	0	.500	1938	1	5	0	.200
1939	2	2	1	.500	1939	2	3	0	.400
1940	3	1	1	.700	1940	1	5	0	.200
1941	0	4	0	.000	1941	1	5	0	.200
1942	3	2	0	.600	1942	2	3	0	.400
1944	1	2	0	.333	1944	1	4	0	.200
1945	4	0	0	1.000	1945	5	1	0	.833
1946	3	2	0	.600	1946	3	2	1	.583
1947	3	3	0	.500	1947	3	3	0	.500
1948	3	2	1	.583	1948	3	3	0	.500
1949	5	1	0	.833	1949	3	1	2	.667
1950	5	1	0	.833	1950	4	2	0	.667
1951	4	2	0	.667	1951	4	2	0	.667
1952	5	1	0	.833	1952	4	2	0	.667
1953	5	1	0	.833	1953	3	2	1	.583
1954	3	2	1	.583	1954	3	3	0	.500
1955	5	1	0	.833	1955	3	2	1	.583
1956	4	2	0	.666	1956	0	6	0	.000
1957	5	1	0	.833	1957	1	5	0	.200
1958	4	2	0	.666	1958	4	2	0	.667
1959	0	6	0	.000	1959	2	4	0	.333
1960	2	3	1	.417	1960	2	4	0	.333
1961	4	3	0	.571	1961	0	7	0	.000
1962	0	7	0	.571	1962	1	5	1	.214
1963	3	4	0	.428	1963	2	5	0	.286
1964	3	2	2	.571	1964	2	5	0	.286
1965	3	4	0	.429	1965	1	6	0	.143
1966	5	2	0	.714	1966	3	4	0	.428
1967	5	1	1	.786	1967	6	0	1	.929
1968	5	2	0	.714	1968	5	1	1	.786
1969	5	2	0	.714	1969	6	1	0	.857
1970	3	3	1	.500	1970	6	1	0	.857
1971	4	2	1	.643	1971	4	3	0	.571
1972	4	3	0	.571	1972	2	4	1	.357
1973	7	0	0	1.000	1973	5	2	0	.714
1974	6	1	0	.857	1974	4	3	0	.571
1975	6	1	0	.857	1975	6	1	0	.857
1976	5	2	0	.714	1976	5	1	1	.786
1977	7	0	0	1.000	1977	3	4	0	.428
1978	6	2	0	.750	1978	6	2	0	.750
1979	4	4	0	.500	1979	5	3	0	.625
1980	6	2	0	.750	1980	5	3	0	.625
1981	4	4	0	.500	1981	2	6	0	.250
1982	1	4	0	.200	1982	1	3	0	.250
1983	5	3	0	.625	1983	4	4	0	.500
1984	5	3	0	.625	1984	5	3	0	.625
1985	6	2	0	.750	1985	5	3	0	.625
1986	6	2	0	.750	1986	4	4	0	.500
1987	3	4	0	.429	1987	3	5	0	.375
1988	4	4	0	.500	1988	6	2	0	.750
1989	6	2	0	.750	1989	5	3	0	.625
1990	2	6	0	.250	1990	3	5	0	.375
1991	2	6	0	.250	1991	1	7	0	.125
1992	4	4	0	.500	1992	2	6	0	.250
1993	3	5	0	.375	1993	2	6	0	.250
1994	3	5	0	.375	1994	1	7	0	.125
1995	4	4	0	.500	1995	3	5	0	.375
1996	4	4	0	.500	1996	2	6	0	.333
TOTALS	225	156	10		TOTALS	181	211	10	.451

SERIES RESULTS



ARIZONA CARDINALS

(Rams lead series, 25-20-2)

- 1937 - Cardinals, **6-0 (Cle)**
Cardinals, 13-7 (Chi)
- 1938 - Cardinals, **7-6 (Cle)**
Cardinals, 31-17 (Chi)
- 1939 - Rams, 24-0 (Chi)
Rams, **14-0 (Cle)**
- 1940 - Rams, **26-14 (Cle)**
Cardinals, 17-7 (Chi)
- 1941 - Rams, 10-6 (Chi)
Cardinals, **7-0 (Cle)**
- 1942 - Cardinals, 7-0 (Buffalo)
Rams, **7-3 (Cle)**
- 1945 - Rams, **21-0 (Cle)**
Rams, 35-21 (Chi)
- 1946 - Cardinals, 34-10 (Chi)
Rams, **17-14 (LA)**
- 1947 - Rams, **27-7 (LA)**
Cardinals, 17-10 (Chi)
- 1948 - Cardinals, **27-22 (LA)**
Cardinals, 27-24 (Chi)
- 1949 - Tie, 28-28 (Chi)
Cardinals, **31-27 (LA)**
- 1951 - Rams, **45-21 (LA)**
- 1953 - Tie, 24-24 (Chi)
- 1954 - Rams, **28-17 (LA)**
- 1958 - Rams, 20-14 (Chi)
- 1960 - Cardinals, **43-21 (LA)**
- 1965 - Rams, 27-3 (StL)
- 1968 - Rams, 24-13 (StL)
- 1970 - Rams, **34-13 (LA)**
- 1972 - Cardinals, 24-14 (StL)
- 1975 - *****Rams, 35-23 (LA)**
- 1976 - Cardinals, **30-28 (LA)**
- 1979 - Rams, **21-0 (LA)**
- 1980 - Rams, 21-13 (StL)
- 1984 - Rams, 16-13 (StL)
- 1985 - Rams, **46-14 (LA)**
- 1986 - Rams, 16-10 (StL)
- 1987 - Rams, 27-24 (StL)
- 1988 - Cardinals, **41-27 (LA)**
- 1989 - Rams, 37-14 (LA)
- 1991 - Cardinals, **24-14 (LA)**
- 1992 - Cardinals, 20-14 (Pho)
- 1993 - Cardinals, 38-10 (Pho)
- 1994 - Rams, **14-12 (LA)**
- 1996 - Cardinals, 31-28 OT (A)

(Pts.- Rams 914, Cards. 804)

*Franchise in Chicago prior to 1960

***NFC Divisional Playoff

ATLANTA FALCONS

(Rams lead series, 39-19-2)

- 1966 - Rams, 19-14 (A)
- 1967 - Rams 31-3 (A)
Rams, **20-3 (LA)**
- 1968 - Rams, **27-14 (LA)**
Rams, 17-10 (A)
- 1969 - Rams, **17-7 (LA)**
Rams, 38-6 (A)
- 1970 - Tie, **10-10 (LA)**
Rams, 17-7 (A)
- 1971 - Tie, **20-20 (LA)**
Rams, 24-16 (A)
- 1972 - Falcons, 31-3 (A)
Rams, **20-7 (LA)**
- 1973 - Rams, **31-0 (LA)**
Falcons, 15-13 (A)
- 1974 - Rams, **21-0 (LA)**
Rams, 30-7 (A)
- 1975 - Rams, **22-7 (LA)**
Rams, 16-7 (A)
- 1976 - Rams, 30-14 (A)
Rams, **59-0 (LA)**
- 1977 - Falcons, 17-6 (A)
Rams, **23-7 (LA)**
- 1978 - Rams, **10-0 (LA)**
Falcons, 15-7 (A)
- 1979 - Rams, **20-14 (LA)**
Rams, 34-13 (A)
- 1980 - Falcons, 13-10 (A)
Rams, **20-17 (LA) OT**
- 1981 - Rams, 37-35 (A)
Rams, **21-16 (LA)**
- 1982 - Falcons, 34-17 (A)
- 1983 - Rams, **27-21 (LA)**
Rams, 36-13 (A)
- 1984 - Falcons, **30-28 (LA)**
Rams, 24-10 (A)
- 1985 - Rams, **17-6 (LA)**
Falcons, 30-14 (A)
- 1986 - Falcons, 26-14 (A)
Rams, **14-7 (LA)**
- 1987 - Falcons, 24-20 (A)
Rams, **33-0 (LA)**
- 1988 - Rams, 33-0 (A)
Rams, **22-7 (LA)**
- 1989 - Rams, 31-21 (A)
Rams, **26-14 (LA)**
- 1990 - Rams, **44-24 (LA)**
Falcons, 20-13 (A)
- 1991 - Falcons, 31-14 (A)
Falcons, **31-14 (LA)**

- 1992 - Falcons, 30-28 (A)
Rams, **38-27 (LA)**
- 1993 - Falcons, 30-24 (A)
Falcons, **13-0 (LA)**
- 1994 - Falcons, 34-19 (A)
Falcons, **5-8 (LA)**
- 1995 - Rams, **21-19 (StL)**
Falcons, 31-6 (A)
- 1996 - Rams, **59-16 (StL)**
Rams, 34-17 (A)
- 1997 - at Atlanta - 11/2/97
at St. Louis - 11/16/97
(Pts.- Rams 1,348, Falcons 919)

BALTIMORE RAVENS

(Ravens lead series, 1-0)

- 1996 - Ravens, 37-31 OT (B)
(Pts.- Rams 31, Ravens 37)

BUFFALO BILLS

(Bills lead series, 4-3)

- 1970 - Rams, 19-0 (B)
- 1974 - Rams, **19-14 (LA)**
- 1980 - Bills, 10-7 (B) OT
- 1983 - Rams, **41-17 (LA)**
- 1989 - Bills, 23-20 (B)
- 1992 - Bills, 40-7 (B)
- 1995 - Bills, **45-27 (StL)**
(Pts.- Bills 149, Rams 140)

CAROLINA PANTHERS

(series tied, 2-2)

- 1995 - Rams, 31-10 (C)
Rams, **28-17 (StL)**
- 1996 - Panthers, 45-13 (C)
Panthers, **20-10 (StL)**
at St. Louis 11/23/97
at Carolina 12/20/97
(Pts.- Rams 82, Panthers 92)

CHICAGO BEARS

(Bears lead series, 47-31-3)

- 1937 - Bears, 15-7 (Chi)
Bears, **20-2 (Cle)**
- 1938 - Rams, **14-7 (Cle)**
Rams, 23-21 (Chi)
- 1939 - Bears, 30-21 (Chi)
Bears, **35-21 (Cle)**

1940 - **Bears, 21-14 (Cle)**
Bears, 47-25 (Chi)

1941 - **Bears, 48-21 (Cle)**
Bears, 31-13 (Chi)

1942 - **Bears, 21-7 (Cle)**
Bears, 47-0 (Chi)

1944 - **Rams, 19-7 (Cle)**
Bears, 28-21 (Chi)

1945 - **Rams, 17-0 (Cle)**
Rams, 41-21 (Chi)

1946 - Tie, 28-28 (C)
Bears, 27-21 (LA)

1947 - **Bears, 41-21 (LA)**
Rams, 17-14 (C)

1948 - Bears, 42-21 (C)
Bears, 21-6 (LA)

1949 - Rams, 31-16 (C)
Rams, 27-24 (LA)

1950 - **Bears, 24-20 (LA)**
Bears, 24-14 (C)
***Rams, 24-14 (LA)**

1951 - Rams, 42-17 (C)

1952 - **Rams, 31-7 (LA)**
Rams, 40-24 (C)

1953 - **Rams, 38-24 (LA)**
Bears, 24-21 (C)

1954 - **Rams, 42-38 (LA)**
Bears, 24-13 (C)

1955 - **Bears, 31-20 (LA)**
Bears, 24-3 (C)

1956 - **Bears, 35-24 (LA)**
Bears, 30-21 (C)

1957 - Bears, 34-26 (C)
Bears, 16-10 (LA)

1958 - Bears, 31-10 (C)
Rams, 41-35 (LA)

1959 - Rams, 28-21 (C)
Bears, 26-21 (LA)

1960 - Bears, 34-27 (C)
Tie, 24-24 (LA)

1961 - **Bears, 21-17 (LA)**
Bears, 28-24 (C)

1962 - **Bears, 27-23 (LA)**
Bears, 30-14 (C)

1963 - **Bears, 52-14 (LA)**
Bears, 6-0 (C)

1964 - Bears, 38-17 (C)
Bears, 34-24 (LA)

1965 - **Rams, 30-28 (LA)**
Bears, 31-6 (C)

1966 - **Rams, 31-17 (LA)**
Bears, 17-10 (C)

1967 - Rams, 28-17 (C)

1968 - **Bears, 17-16 (LA)**

1969 - Rams, 9-7 (C)

1971 - **Rams, 17-3 (LA)**

1972 - Tie, 13-13 (C)

1973 - Rams, 26-0 (C)

1975 - **Rams, 38-10 (LA)**

1976 - **Rams, 20-12 (LA)**

1977 - Bears, 24-23 (C)

1979 - Bears, 27-23 (C)

1981 - Rams, 24-7 (C)

1982 - **Bears, 34-26 (LA)**

1983 - **Rams, 21-14 (LA)**

1984 - **Rams, 29-13 (LA)**

1985 - ****Bears, 24-0 (C)

1986 - Rams, 20-17 (C)

1988 - **Rams, 23-3 (LA)**

1989 - Bears, 20-10 (C)

1990 - Bears, 38-9 (C)

1993 - **Rams, 20-6 (LA)**

1994 - Bears, 13-27 (C)

1995 - **Rams, 34-28 (StL)**

1996 - Bears, 35-9 (C)

1997 - **at St. Louis 12/14/97**
(Pts.- Bears 1,884, Rams 1,661)
*Conference Playoff
****NFC Championship

CINCINNATI BENGALS

(Bengals lead series, 5-3)

1972 - **Rams, 15-12 (LA)**

1976 - Bengals, 20-12 (C)

1978 - **Bengals, 20-19 (LA)**

1981 - Bengals, 24-10 (C)

1984 - Rams, 24-14 (C)

1990 - **Bengals, 34-31 (LA) (OT)**

1993 - Bengals, 15-3 (C)

1996 - **Rams, 26-16 (StL)**
(Pts.- Bengals 155, Rams 140)

CLEVELAND BROWNS

(Browns lead series, 10-8)

1950 - *Browns, 30-28 (C)

1951 - **Browns, 38-23 (LA)**
***Rams, 24-17 (LA)**

1952 - Browns, 37-7 (C)

1955 - ***Browns, 38-14 (LA)**

1957 - Browns, 45-31 (C)

1958 - **Browns, 30-27 (LA)**

1963 - Browns, 20-6 (C)

1965 - **Rams, 42-7 (LA)**

1968 - Rams, 24-6 (C)

1973 - **Rams, 30-17 (LA)**

1977 - Rams, 9-0 (C)

1978 - Browns, 30-19 (C)

1981 - **Rams, 27-16 (LA)**

1984 - **Rams, 20-17 (LA)**

1987 - Browns, 30-17 (C)

1990 - Rams, 38-23 (C)

1993 - **Browns, 42-14 (LA)**
(Pts.- Browns 449, Rams 430)

DALLAS COWBOYS

(Rams lead series, 13-12)

1960 - Rams, 38-13 (D)

1962 - **Cowboys, 27-17 (LA)**

1969 - Rams, 24-23 (LA)

1970 - *Rams, 31-0 (Miami)

1971 - Cowboys, 28-21 (D)

1973 - **Rams, 37-31 (LA)**
***Cowboys, 27-16 (D)

1975 - Cowboys, 18-7 (D)
*****Cowboys, 37-7 (LA)**

1976 - ***Rams, 14-12 (D)

1978 - **Rams, 27-14 (LA)**
*****Cowboys, 28-0 (LA)**

1979 - Cowboys, 30-6 (D)
***Rams, 21-19 (D)

1980 - **Rams, 38-14 (LA)**
**Cowboys, 34-13 (D)

1981 - Cowboys, 29-17 (D)

1983 - **Rams, 24-17 (D)

1984 - **Cowboys, 20-13 (LA)**

1985 - *****Rams, 20-0 (LA)**

1986 - **Rams, 29-10 (LA)**

1987 - **Cowboys, 29-21 (LA)**

1989 - Rams, 35-31 (D)

1990 - **Cowboys, 24-21 (LA)**

1992 - Rams, 27-23, (D)
(Pts.- Rams 559, Cowboys 551)
**NFC First Round Playoff
***NFC Divisional Playoff
****NFC Championship

DENVER BRONCOS

(Rams lead series, 4-3)

1972 - **Broncos, 16-10 (LA)**

1974 - Rams, 17-10 (D)

1979 - Rams, 13-9 (D)

1982 - **Broncos, 27-24 (LA)**

1985 - **Rams, 20-16 (LA)**

1988 - Broncos, 35-24 (D)

1994 - **Rams, 27-21 (LA)**

1997 - **at Denver 9/14/97**
(Pts.- Broncos 134, Rams 129)

DETROIT LIONS

(Rams lead series, 39-36-1)

1937 - **Lions, 28-0 (Cle)**
Lions, 27-7 (D)

1938 - **Rams, 21-17 (Cle)**
Lions, 6-0 (D)

1939 - Lions, 15-7 (D)
Rams 14-3 (Cle)

1940 - Lions, 6-0 (D)

1941 - Rams, 14-0 (Cle)
 Lions, 17-7 (D)
Lions, 14-0 (Cle)

1942 - Rams, 14-0 (D)
Rams, 27-7 (Cle)

1944 - Rams, 20-17 (D)
Lions, 26-14 (Cle)

1945 - Rams, 28-21 (D)
Rams, 35-14 (LA)

1946 - Rams, 41-20 (D)
 Rams, 27-13 (D)
Rams, 28-17 (LA)

1948 - **Rams, 44-7 (LA)**
 Rams, 34-27 (D)

1949 - **Rams, 27-24 (LA)**
 Rams, 21-20 (D)

1950 - Rams, 30-28 (D)
Rams, 65-24 (LA)

1951 - Rams, 27-21 (D)
Lions, 24-22 (LA)

1952 - **Lions, 17-14 (LA)**
 Lions, 24-16 (D)
 *Lions, 31-21 (D)

1953 - Rams, 31-19 (D)
Rams, 37-24 (LA)

1954 - Lions, 21-3 (D)
Lions, 27-24 (LA)

1955 - Rams, 17-10 (D)
Rams, 24-13 (LA)

1956 - Lions, 24-21 (D)
Lions, 16-7 (LA)

1957 - Lions, 10-7 (D)
Rams, 35-17 (LA)

1958 - Rams, 42-28 (D)
Lions, 41-24 (LA)

1959 - **Lions, 17-7 (LA)**
 Lions, 23-17 (D)

1960 - **Rams, 48-35 (LA)**
 Lions, 12-10 (D)

1961 - Lions, 14-13 (D)
Lions, 28-10 (LA)

1962 - Lions, 13-10 (D)
Lions, 12-3 (LA)

1963 - **Lions, 23-2 (LA)**
 Rams, 28-21 (D)

1964 - **Tie, 17-17 (LA)**
 Lions, 37-17 (D)

1965 - Lions, 20-0 (D)
Lions, 31-7 (LA)

1966 - Rams, 14-7 (D)
Rams, 23-3 (LA)

1967 - Rams, 31-7 (D)

1968 - **Rams, 10-7 (LA)**

1969 - Lions, 28-0 (D)

1970 - **Lions, 28-23 (LA)**

1971 - Rams, 21-13 (D)

1972 - **Lions, 34-17 (LA)**

1974 - **Rams, 16-13 (LA)**

1975 - Rams, 20-0 (D)

1976 - Rams, 20-17 (D)

1980 - **Lions, 41-20 (LA)**

1981 - **Rams, 20-13 (LA)**

1982 - **Lions, 19-14 (LA)**

1983 - **Rams, 21-10 (LA)**

1986 - **Rams, 14-10 (LA)**

1987 - Rams, 37-16 (D)

1988 - **Rams, 17-10 (LA)**

1991 - Lions, 21-10 (D)

1993 - **Lions, 16-13 (LA)**
 (Pts.- Rams 1,447, Lions 1,371)
 *Conference Playoff

GREEN BAY PACKERS

(Rams lead series, 43-39-2)

1937 - Packers, 35-7 (GB)
Packers, 35-10 (Cle)

1938 - Packers, 26-17 (GB)
Packers, 28-7 (Cle)

1939 - Rams, 27-24 (GB)
Packers, 7-6 (Cle)

1940 - Packers, 31-14 (GB)
Tie, 13-13 (Cle)

1941 - Packers, 24-7 (GB)
Packers, 17-14 (Cle)

1942 - **Packers, 31-12 (Cle)**
 Packers, 45-28 (GB)

1944 - Packers, 30-21 (GB)
Packers, 42-7 (Cle)

1945 - Rams, 27-14 (GB)
Rams, 20-7 (Cle)

1946 - Rams, 21-17 (Mil)
Rams, 38-17 (LA)

1947 - Packers, 17-14 (Mil)
Packers, 30-10 (LA)

1948 - Packers, 16-0 (GB)
Rams, 24-10 (LA)

1949 - Rams, 48-7 (GB)
Rams, 35-7 (LA)

1950 - Rams, 45-14 (Mil)
Rams, 51-14 (LA)

1951 - Rams, 28-0 (Mil)
Rams, 42-14 (LA)

1952 - Rams, 30-28 (Mil)
Rams, 45-27 (LA)

1953 - Rams, 38-20 (Mil)
Rams, 33-17 (LA)

1954 - **Packers, 35-17 (LA)**
Rams, 35-27 (LA)

1955 - Packers, 30-28 (Mil)
Rams, 31-17 (LA)

1956 - Packers, 42-17 (Mil)
Rams, 49-21 (LA)

1957 - **Rams, 31-27 (LA)**

1958 - Rams, 20-7 (GB)
Rams, 34-20 (LA)

1959 - Rams, 45-6 (Mil)
Packers, 38-20 (LA)

1960 - Rams, 33-31 (Mil)
Packers, 35-21 (LA)

1961 - Packers, 35-17 (GB)
Packers, 24-17 (LA)

1962 - Packers, 41-10 (Mil)
Packers, 20-17 (LA)

1963 - Packers, 42-10 (GB)

1964 - Rams, 27-17 (Mil)
Tie, 24-24 (LA)

1965 - Packers, 6-3 (Mil)
Rams, 21-10 (LA)

1966 - Packers, 24-13 (GB)
Packers, 27-23 (LA)
 *Packers, 28-7 (Mil)

1967 - **Rams, 27-24 (LA)**
 *Packers, 28-7 (Mil)

1968 - Rams, 16-14 (Mil)

1969 - **Rams, 34-21 (LA)**

1970 - Rams, 31-21 (GB)

1971 - **Rams, 30-13 (LA)**

1973 - **Rams, 24-7 (LA)**

1974 - Packers, 17-6 (Mil)

1975 - **Rams, 22-5 (LA)**

1977 - Rams, 24-6 (Mil)

1978 - **Rams, 31-14 (LA)**

1980 - **Rams, 51-21 (LA)**

1981 - Rams, 35-23 (Mil)

1982 - Packers, 35-23 (Mil)

1983 - Packers, 27-24 (Mil)

1984 - Packers, 31-6 (Mil)

1985 - **Rams, 34-17 (LA)**

1988 - Rams, 34-7 (GB)

1989 - **Rams, 41-38 (LA)**

1990 - Packers, 36-24 (GB)

1991 - **Rams, 23-21 (LA)**

1992 - Packers, 28-13 (GB)

1993 - Packers, 36-6 (Mil)

1994 - Packers, 24-17 (GB)

1995 - Rams, 17-14 (GB)

1996 - **Packers, 24-9 (StL)**

1997 - at Green Bay 11/9/97
 (Pts.- Rams 1,737, Packers 1,454)
 *Conference Playoff

HOUSTON OILERS

(Rams lead series, 5-2)

1973 - Rams, 31-26 (H)

1978 - Rams, 10-6 (H)

1981 - **Oilers, 27-20 (LA)**

1984 - **Rams, 27-16 (LA)**

1987 - Oilers, 20-16 (H)

1990 - **Rams, 17-13 (LA)**

1993 - Rams, 28-13 (H)
(Pts.- Rams 149, Oilers 121)

INDIANAPOLIS COLTS

(Colts lead series, 21-17-2)

1950 - Rams, 70-27 (LA)
1953 - Rams, 21-13 (B)
Rams, 45-2 (LA)
1954 - Rams, 48-0 (B)
Colts, 22-21 (LA)
1955 - Tie, 17-17 (B)
Rams, 20-14 (LA)
1956 - Colts, 56-21 (B)
Rams, 31-7 (LA)
1957 - Colts, 31-14 (B)
Rams, 37-21 (LA)
1958 - Colts, 34-7 (B)
Rams, 30-28 (LA)
1959 - Colts, 35-21 (B)
Colts, 45-26 (LA)
1960 - Colts, 31-17 (B)
Rams, 10-3 (LA)
1961 - Colts, 27-24 (B)
Rams, 34-17 (LA)
1962 - Colts, 30-27 (B)
Colts, 14-2 (LA)
Rams, 17-16 (LA)
Colts, 19-16 (B)
1964 - Colts, 35-20 (B)
Colts, 24-7 (LA)
1965 - Colts, 35-20 (B)
Colts, 20-17 (LA)
1966 - Rams, 23-7 (B)
1967 - Tie, 24-24 (B)
Rams, 34-10 (LA)
1968 - Colts, 27-10 (B)
Colts, 28-24 (LA)
1969 - Rams, 27-20 (B)
Colts, 13-7 (LA)
1971 - Colts, 24-17 (B)
1975 - Rams, 24-13 (LA)
1986 - Rams, 24-7 (Ind)
1989 - Rams, 31-17 (LA)
1995 - Colts, 21-18 (I)
(Pts.- Rams 909, Colts 851)

JACKSONVILLE JAGUARS

(Rams lead series, 1-0)

1996 - Rams, 17-14 (StL)
(Pts.- Rams 17, Jaguars 14)

KANSAS CITY CHIEFS

(Rams lead series, 4-1)

1973 - Rams, 23-13 (KC)
1982 - Rams, 20-14 (LA)
1985 - Rams, 16-0 (KC)
1991 - Chiefs, 27-20 (LA)
1994 - Rams, 16-0 (KC)
1997 - at St. Louis 10/26/97
(Pts.- Rams 95, Chiefs 54)

MIAMI DOLPHINS

(Dolphins lead series, 6-1)

1971 - Dolphins, 20-14 (LA)
1976 - Rams, 31-28 (M)
1980 - Dolphins, 35-14 (LA)
1983 - Dolphins, 30-14 (M)
1986 - Dolphins, 37-31 (LA) OT
1992 - Dolphins, 26-10 (M)
1995 - Dolphins, 41-22 (StL)
(Pts.- Dolphins 217, Rams 136)

MINNESOTA VIKINGS

(Vikings lead series, 20-12-2)

1961 - Rams, 31-17 (LA)
Vikings, 42-21 (M)
1962 - Vikings, 38-14 (LA)
Tie, 24-24 (M)
1963 - Rams, 27-24 (LA)
Vikings, 21-13 (M)
1964 - Rams, 22-13 (LA)
Vikings, 34-13 (M)
1965 - Vikings, 38-35 (LA)
Vikings, 24-13 (M)
1966 - Vikings, 35-7 (M)
Rams, 21-6 (LA)
1967 - Rams, 39-3 (LA)
1968 - Rams, 31-3 (M)
1969 - Vikings, 20-13 (LA)
*Vikings, 23-20 (M)
1970 - Vikings, 13-3 (M)
1972 - Vikings, 45-41 (LA)
1973 - Vikings, 10-9 (M)
1974 - Rams, 20-17 (LA)
***Vikings, 14-10 (M)
1976 - Tie, 10-10 (M) OT
***Vikings, 24-13 (M)
1977 - Rams, 35-3 (LA)
***Vikings, 14-7 (LA)
1978 - Rams, 34-17 (M)
***Rams, 34-10 (LA)
1979 - Rams, 27-21 (LA) OT
1985 - Rams, 13-10 (LA)
1987 - Vikings, 21-16 (LA)

1988 - **Vikings, 28-17 (M)
1989 - Vikings, 23-21 (M) OT
1991 - Vikings, 20-14 (M)
1992 - Vikings, 31-17 (LA)
(Pts.- Rams 685, Vikings 696)
*Conference Championship
**NFC First Round Playoff
***NFC Divisional Playoff
****NFC Championship

NEW ENGLAND PATRIOTS

(Patriots lead series, 4-2)

1974 - Patriots, 20-14 (NE)
1980 - Rams, 17-14 (NE)
1983 - Patriots, 21-7 (LA)
1986 - Patriots, 30-28 (LA)
1989 - Rams, 24-20 (NE)
1992 - Rams, 14-0 (LA)
(Pts.- Patriots 105, Rams 104)

NEW ORLEANS SAINTS

(Rams lead series, 30-24)

1967 - Rams, 27-13 (NO)
1969 - Rams, 36-17 (LA)
1970 - Rams, 30-17 (NO)
Rams, 34-16 (LA)
1971 - Saints, 24-20 (NO)
Rams, 45-28 (LA)
1972 - Rams, 34-14 (LA)
Saints, 19-16 (NO)
1973 - Rams, 29-7 (LA)
Rams, 24-13 (NO)
1974 - Rams, 24-0 (LA)
Saints, 20-7 (NO)
1975 - Rams, 38-14 (LA)
Rams, 14-7 (NO)
1976 - Rams, 16-10 (NO)
Rams, 33-14 (LA)
1977 - Rams, 14-7 (LA)
Saints, 27-26 (NO)
1978 - Rams, 26-20 (NO)
Saints, 10-3 (LA)
1979 - Rams, 35-17 (NO)
Saints, 29-14 (LA)
1980 - Rams, 45-31 (LA)
Rams, 27-7 (NO)
1981 - Saints, 23-17 (NO)
Saints, 21-13 (LA)
1983 - Rams, 30-27 (LA)
- Rams, 26-24 (NO)
1984 - Rams, 28-10 (NO)
Rams, 34-21 (LA)
1985 - Rams, 28-10 (LA)
Saints, 29-3 (NO)
1986 - Saints, 6-0 (NO)

1987 - Rams, 26-13 (LA)
 Saints, 37-10 (NO)
Saints, 31-14 (LA)
 1988 - Rams, 12-10 (NO)
Saints, 14-10 (LA)
 1989 - **Saints, 40-21 (LA)**
 Rams, 20-17 (NO) OT
 1990 - **Saints, 24-20 (LA)**
 Saints, 20-17 (NO)
 1991 - Saints, 24-7 (NO)
Saints, 24-17 (LA)
 1992 - Saints, 13-10 (NO)
Saints, 37-14 (LA)
 1993 - **Saints, 37-6 (LA)**
 Rams, 23-20 (NO)
 1994 - Saints, 37-34 (NO)
Saints, 31-15 (LA)
 1995 - **Rams, 17-13 (StL)**
 Saints, 19-10 (NO)
 1996 - Rams, 26-10 (NO)
Rams, 14-13 (StL)
 1997 - **at St. Louis 8/31/97**
at New Orleans 12/7/97
 (Pts.- Rams 1,139, Saints 1,036)

NEW YORK GIANTS

(Rams lead series, 22-10)

1938 - Giants, 28-0 (NY)
 1940 - Rams, 13-0 (NY)
 1941 - Giants, 49-14 (NY)
 1945 - Rams, 21-17 (NY)
 1946 - Rams, 31-21 (NY)
 1947 - **Rams, 34-10 (LA)**
 1948 - Rams, 52-37 (NY)
 1953 - **Rams, 21-7 (LA)**
 1954 - Rams, 17-16 (NY)
 1959 - **Giants, 23-21 (LA)**
 1961 - Giants, 24-14 (NY)
 1966 - **Rams, 55-14 (LA)**
 1968 - **Rams, 24-21 (LA)**
 1970 - Rams, 31-3 (NY)
 1973 - **Rams, 40-6 (LA)**
 1976 - **Rams, 24-10 (LA)**
 1978 - Rams, 20-17 (NY)
 1979 - **Giants, 20-14 (LA)**
 1980 - Rams, 28-7 (NY)
 1981 - Giants, 10-7 (NY)
 1983 - Rams, 16-6 (NY)
 1984 - **Rams, 33-12 (LA)**
****Giants, 16-13 (LA)**
 1985 - Giants, 24-19 (NY)
 1988 - Rams, 45-31 (NY)
 1989 - **Rams, 31-10 (LA)**
****Rams, 19-13 (NY) OT**
 1990 - **Giants, 31-7 (LA)**
 1991 - Rams, 19-13 (NY)

1992 - **Rams, 38-17 (LA)**
 1993 - Giants, 20-10 (NY)
 1994 - **Rams, 17-10 (LA)**
 (Pts.- Rams 748, Giants 543)
****NFL First Round Playoff**
*****NFL Divisional Playoff**

NEW YORK JETS

(Rams lead series, 5-2)

1970 - **Jets, 31-20 (LA)**
 1974 - Rams, 20-13 (NY)
 1980 - **Rams, 38-13 (LA)**
 1983 - Jets, 27-24 (NY) OT
 1986 - Rams, 17-3 (NY)
 1989 - **Rams, 38-14 (LA)**
 1992 - **Rams, 18-10 (LA)**
 1995 - Rams, 23-20 (NY)
 (Pts.- Rams 198, Jets 131)

OAKLAND RAIDERS

(Raiders lead series, 6-2)

1972 - Raiders, 45-17 (O)
 1977 - **Rams, 20-14 (LA)**
 1979 - **Raiders, 24-17 (LA)**
 1982 - Raiders, 37-31 (Raiders)
 1985 - **Raiders, 16-6 (Rams)**
 1988 - Rams, 22-17 (Raiders)
 1991 - Raiders, 20-17 (Raiders)
 1994 - **Raiders, 20-17 (Rams)**
 1997 - **at Oakland 10/28/97**
 (Pts.- Raiders 193, Rams 147)

PHILADELPHIA EAGLES

(Rams lead series, 16-13-1)

1937 - Rams, 21-3 (P)
 1939 - Rams, 35-13 (CO)
 1940 - **Rams, 21-13 (Cle)**
 1942 - **Rams, 24-14 (Cle)**
 1944 - Eagles, 26-13 (P)
 1945 - Eagles, 28-14 (P)
 1946 - **Eagles, 25-14 (LA)**
 1947 - Eagles, 14-7 (P)
 1948 - **Tie, 28-28 (LA)**
 1949 - Eagles, 38-14 (P)
***Eagles, 14-0 (LA)**
 1950 - Eagles, 56-20 (P)
 1955 - Rams, 23-21 (P)
 1956 - **Rams, 27-7 (LA)**
 1957 - **Rams, 17-13 (LA)**
 1959 - Eagles, 23-20 (P)
 1964 - **Rams, 20-10 (LA)**
 1967 - **Rams, 33-17 (LA)**
 1969 - Rams, 23-17 (P)

1972 - Rams, 34-3 (P)
 1975 - Rams, 42-3 (P)
 1977 - **Rams, 20-0 (LA)**
 1978 - Rams, 16-16 (P)
 1983 - Eagles, 13-9 (P)
 1985 - Rams, 17-6 (P)
 1986 - Eagles, 34-20 (P)
 1988 - Eagles, 30-24 (P)
 1989 - ****Rams, 21-7 (P)**
 1990 - **Eagles, 27-21 (LA)**
 1995 - Eagles, 20-9 (P)
 (Pts.- Rams 607, Eagles 537)
***NFL Championship**
****NFL First Round Playoff**

PITTSBURGH STEELERS

(Rams lead series, 14-6-2)

1938 - Rams, 13-7 (NO)
 1939 - **Tie, 14-14 (Cle)**
 1941 - Rams, 17-14 (OH)
 1947 - Rams, 48-7 (P)
 1948 - **Rams, 31-14 (LA)**
 1949 - Tie, 7-7 (P)
 1952 - **Rams, 28-14 (LA)**
 1955 - **Rams, 27-26 (LA)**
 1956 - Steelers, 30-13 (P)
 1961 - **Rams, 24-14 (LA)**
 1964 - Rams, 26-14 (P)
 1968 - **Rams, 45-10 (LA)**
 1971 - Rams, 23-14 (P)
 1975 - **Rams, 10-3 (LA)**
 1978 - **Rams, 10-7 (LA)**
 1979 - ***Steelers, 31-19**
 (Pasadena, Calif.)
 1981 - Steelers, 24-0 (P)
 1984 - Steelers, 24-14 (P)
 1987 - **Rams, 31-21 (LA)**
 1990 - Steelers, 41-10 (P)
 1993 - **Rams, 27-0 (LA)**
 1996 - Steelers, 42-6 (P)
 (Pts.- Rams 506, Steelers 412)
***Super Bowl XIV**

SAN DIEGO CHARGERS

(Series tied, 3-3)

1970 - **Rams, 37-10 (LA)**
 1975 - Rams, 13-10 (SD) OT
 1979 - **Chargers, 40-16 (LA)**
 1988 - **Chargers, 38-24 (LA)**
 1991 - **Rams, 30-24 (LA)**
 1994 - Chargers, 31-17 (SD)
 (Pts.- Chargers 153, Rams 137)

SAN FRANCISCO 49ERS

(Rams lead series, 48-45-2)

- 1950 - Rams, 35-14 (SF)
Rams, 28-21 (LA)
- 1951 - 49ers, 44-17 (SF)
Rams, 23-16 (LA)
- 1952 - **Rams, 35-9 (LA)**
 Rams, 34-21 (SF)
- 1953 - 49ers, 31-30 (SF)
49ers, 31-27 (LA)
- 1954 - **Tie, 24-24 (LA)**
 Rams, 42-34 (SF)
- 1955 - Rams, 23-14 (SF)
Rams, 27-14 (LA)
- 1956 - 49ers, 33-30 (SF)
Rams, 30-6 (LA)
- 1957 - 49ers, 23-20 (SF)
Rams, 37-24 (LA)
- 1958 - Rams, 33-3 (SF)
Rams, 56-7 (LA)
- 1959 - 49ers, 34-0 (SF)
49ers, 24-16 (LA)
- 1960 - 49ers, 13-9 (SF)
49ers, 23-7 (LA)
- 1961 - 49ers, 35-0 (SF)
Rams, 17-7 (LA)
- 1962 - Rams, 28-14 (SF)
49ers, 24-17 (LA)
- 1963 - **Rams, 28-21 (LA)**
 Rams, 21-17 (SF)
- 1964 - **Rams, 42-14 (LA)**
 49ers, 28-7 (SF)
- 1965 - **49ers, 45-21 (LA)**
 49ers, 30-27 (SF)
- 1966 - **Rams, 34-3 (LA)**
 49ers, 21-13 (SF)
- 1967 - **49ers, 27-24 (LA)**
 Rams, 17-7 (SF)
- 1968 - **Rams, 24-10 (LA)**
 Tie, 20-20 (SF)
- 1969 - Rams, 27-21 (SF)
Rams, 41-30 (LA)
- 1970 - **49ers, 20-6 (LA)**
 Rams, 30-13 (SF)
- 1971 - Rams, 20-13 (SF)
Rams, 17-6 (LA)
- 1972 - **Rams, 31-7 (LA)**
 Rams, 26-16 (SF)
- 1973 - Rams, 40-20 (SF)
Rams, 31-13 (LA)
- 1974 - **Rams, 37-14 (LA)**
 Rams, 15-13 (SF)
- 1975 - Rams, 23-14 (SF)
49ers, 24-23 (LA)
- 1976 - **49ers, 16-0 (LA)**
 Rams, 23-3 (SF)

- 1977 - **Rams, 34-14 (LA)**
 Rams, 23-10 (SF)
- 1978 - **Rams, 27-10 (LA)**
 Rams, 31-28 (SF)
- 1979 - **Rams, 27-24 (LA)**
 Rams, 26-20 (SF)
- 1980 - **Rams, 48-26 (LA)**
 Rams, 31-17 (SF)
- 1981 - 49ers, 20-17 (SF)
49ers, 33-31 (LA)
- 1982 - **49ers, 30-24 (LA)**
 Rams, 21-20 (SF)
- 1983 - Rams, 10-7 (SF)
49ers, 45-35 (LA)
- 1984 - **49ers, 33-0 (LA)**
 49ers, 19-16 (SF)
- 1985 - **49ers, 28-14 (LA)**
 Rams, 27-20 (SF)
- 1986 - **Rams, 16-13 (LA)**
 49ers, 24-14 (SF)
- 1987 - **49ers, 31-10 (LA)**
 49ers, 48-0 (SF)
- 1988 - **49ers, 24-21 (LA)**
 Rams, 38-16 (SF)
- 1989 - Rams, 13-12 (SF)
49ers, 30-27 (LA)
 ****49ers, 30-3 (SF)
- 1990 - Rams, 28-17 (SF)
49ers, 26-10 (LA)
- 1991 - 49ers, 27-10 (SF)
49ers, 33-10 (LA)
- 1992 - 49ers, 27-24 (SF)
49ers, 27-10 (LA)
- 1993 - 49ers, 40-17 (SF)
49ers, 35-10 (LA)
- 1994 - **49ers, 34-19 (LA)**
 Rams, 31-17 (SF)
- 1995 - **49ers, 44-10 (StL)**
 49ers, 41-13 (SF)
- 1996 - 49ers, 34-0 (SF)
49ers, 28-11 (StL)
at St. Louis 9/7/97
at San Francisco 10/12/97
- (Pts.- Rams 2,086, 49ers 2,105)
 ****NFC Championship

SEATTLE SEAHAWKS

(Rams lead series, 4-1)

- 1976 - **Rams, 45-6 (LA)**
- 1979 - Rams, 24-0 (S)
- 1985 - Rams, 35-24 (S)
- 1988 - **Rams, 31-10 (LA)**
- 1991 - Seahawks, 23-9 (S)
- 1997 - **at St. Louis 10/19/97**
 (Pts.- Rams 144, Seahawks 63)

TAMPA BAY BUCCANEERS

(Rams lead series, 9-3)

- 1977 - **Rams, 31-0 (LA)**
- 1978 - **Rams, 26-23 (LA)**
- 1979 - Buccaneers, 21-6 (TB)
 ****Rams, 9-0 (TB)
- 1980 - Buccaneers, 10-9 (TB)
- 1984 - Rams, 34-33 (TB)
- 1985 - Rams, 31-27 (TB)
- 1986 - **Rams, 26-20 (LA) OT**
- 1987 - **Rams, 35-3 (LA)**
- 1990 - Rams, 35-14 (TB)
- 1992 - Rams, 24-14 (TB)
- 1994 - Buccaneers, 31-27 (TB)
 (Pts.- Rams 287, Buccaneers 202)
 ****NFC Championship

WASHINGTON REDSKINS

(Redskins lead series, 19-7-2)

- 1937 - **Redskins, 16-7 (Cle)**
- 1938 - Redskins, 37-13 (W)
- 1941 - Redskins, 17-13 (W)
- 1942 - Redskins, 33-14 (W)
- 1944 - Redskins, 14-10 (W)
- 1945 - **Rams, 15-14 (Cle)**
- 1948 - Rams, 41-13 (W)
- 1949 - **Rams, 53-27 (LA)**
- 1951 - Redskins, 31-21 (W)
- 1962 - Redskins, 20-14 (W)
- 1963 - **Redskins, 37-14 (LA)**
- 1967 - **Tie, 28-28 (LA)**
- 1969 - Rams, 24-13 (W)
- 1971 - **Redskins, 38-24 (LA)**
- 1974 - **Redskins, 23-17 (LA)**
 ***Rams, 19-10 (LA)
- 1977 - Redskins, 17-14 (W)
- 1981 - **Redskins, 30-7 (LA)**
- 1983 - **Redskins, 42-20 (LA)**
 ***Redskins, 51-7 (W)
- 1986 - **Redskins, 19-7 (W)
- 1987 - Rams, 30-26 (W)
- 1991 - **Redskins, 27-6 (LA)**
- 1993 - **Rams, 10-6 (LA)**
- 1994 - **Redskins, 24-21 (LA)**
- 1995 - **Redskins, 35-23 (StL)**
- 1996 - **Redskins, 17-10 (StL)**
 (Pts.- Redskins 665, Rams 482)
 **NFC First Round Playoff
 ***NFC Divisional Playoff

PRESEASON RESULTS



(Site)	Opponent	Rams	Opp.
1946 (1-1)			
Chicago	College All-Stars	0	16
Los Angeles	Washington	16	14
1947 (3-1)			
Los Angeles	Washington	20	7
Des Moines	Boston Yanks	24	0
Indianapolis	Detroit	21	0
New York	N.Y. Giants	3	30
1948 (2-2)			
Los Angeles	Washington	10	21
Honolulu	Hawaiian Warriors	41	20
Honolulu	Hawaiian Warriors	42	7
Dallas	Philadelphia	7	21
1949 (2-1-1)			
Los Angeles	Washington	28	34
San Antonio	N.Y. Bulldogs	21	14
Little Rock	Philadelphia	24	24
Omaha	N.Y. Giants	14	7
1950 (2-3)			
Los Angeles	Washington	14	17
Los Angeles	Chicago Cardinals	34	31
Los Angeles	Philadelphia	14	49
San Antonio	Baltimore	70	21
New York	N.Y. Giants	14	24
1951 (5-2)			
San Diego	11th Naval Dist.	55	2
Los Angeles	Washington	58	14
Los Angeles	Chicago Bears	42	14
Little Rock	Philadelphia	31	26
Salt Lake City	Chicago Cardinals	21	36
Cleveland	Cleveland	6	7
New York	N.Y. Giants	23	21
1952 (4-3)			
San Diego	11th Naval Dist.	45	6
Chicago	College All-Stars	10	7
Los Angeles	Washington	45	23
Portland	Chicago Cardinals	24	14
Los Angeles	San Francisco	7	17
Philadelphia	Philadelphia	14	35
New York	N.Y. Giants	17	30

(Site)	Opponent	Rams	Opp.
1953 (6-2)			
Long Beach	Fort Ord	24	0
San Diego	11th Naval Dist.	72	19
Los Angeles	Washington	20	7
Los Angeles	Cleveland	27	9
Los Angeles	San Francisco	35	10
Portland	Chicago Cardinals	10	23
Little Rock	Philadelphia	17	28
Pittsburgh	Pittsburgh	49	6
1954 (5-2)			
Long Beach	Fort Ord	34	13
Portland	N.Y. Giants	30	7
Los Angeles	Washington	27	7
Los Angeles	Cleveland	38	10
Portland	Chicago Cardinals	51	17
Los Angeles	San Francisco	27	28
San Antonio	Philadelphia	21	24
1955 (4-3)			
Long Beach	Fort Ord	44	17
Portland	Pittsburgh	35	24
Los Angeles	Washington	28	31
Portland	N.Y. Giants (OT)	23	17
Los Angeles	Cleveland	38	21
Los Angeles	San Francisco	10	31
Denver	Philadelphia	21	35
1956 (3-4)			
Long Beach	Armed Forces	62	7
Los Angeles	Washington	21	39
Los Angeles	Cleveland	17	6
Seattle	N.Y. Giants	10	20
Los Angeles	Chicago Cardinals	69	21
Los Angeles	San Francisco	33	24
Portland	Pittsburgh	17	20
1957 (6-1)			
Long Beach	Calif. All-Stars	84	0
Los Angeles	Washington	45	14
Los Angeles	N.Y. Giants	7	24
Portland	Chicago Cardinals	63	21
Los Angeles	Cleveland	20	14
Los Angeles	San Francisco	58	27
Mobile	Washington	14	3

(Site)	Opponent	Rams	Opp.
1958 (5-2)			
Pasadena	Calif, All-Stars	73	0
Los Angeles	Washington	31	10
Los Angeles	N.Y. Giants	38	10
Los Angeles	Cleveland	10	13
Seattle	Chicago Cardinals	26	27
Los Angeles	San Francisco	40	38
Los Angeles	Pittsburgh	31	6
1959 (3-2-1)			
Boulder	Detroit	20	20
Los Angeles	Washington	21	23
Los Angeles	Chicago Cardinals	34	21
Los Angeles	Cleveland	24	27
Los Angeles	San Francisco	48	14
Los Angeles	Philadelphia	31	28
1960 (4-2)			
Los Angeles	Philadelphia	7	20
Los Angeles	Washington	26	21
Los Angeles	Cleveland	22	17
Pendleton	Dallas	49	14
Los Angeles	San Francisco	28	17
Los Angeles	N.Y. Giants	6	20
1961 (2-2-1)			
Los Angeles	Washington	26	7
Los Angeles	N.Y. Giants	17	17
Los Angeles	Cleveland	17	34
Los Angeles	San Francisco	20	38
Minnesota	Minnesota	21	17
1962 (2-3)			
Los Angeles	Washington	37	7
Portland	Minnesota	33	24
Los Angeles	N.Y. Giants	24	31
Los Angeles	Cleveland	24	26
Los Angeles	San Francisco	3	19
1963 (2-3)			
Los Angeles	Dallas	14	17
Los Angeles	Minnesota	3	27
Portland	Dallas	20	17
Los Angeles	Cleveland	14	23
Los Angeles	San Francisco	17	0
1964 (3-2)			
Los Angeles	Dallas	17	6
Los Angeles	Cleveland	31	56
Portland	Dallas	25	16

(Site)	Opponent	Rams	Opp.
1964 (cont.)			
Los Angeles	Minnesota	23	34
Los Angeles	San Francisco	21	17
1965 (3-2)			
Los Angeles	Dallas	9	0
Los Angeles	Cleveland	19	21
Nashville	Chicago	14	28
Los Angeles	Philadelphia	10	0
Los Angeles	San Francisco	34	14
1966 (3-2)			
Los Angeles	Cleveland	16	6
Los Angeles	Dallas	10	20
Minnesota	Minnesota	10	24
Los Angeles	St. Louis	32	14
Los Angeles	San Francisco	29	0
1967 (6-0)			
Anaheim	New Orleans	16	7
Los Angeles	Dallas	20	6
Los Angeles	Cleveland	24	17
San Diego	San Diego	50	7
Los Angeles	Kansas City	44	24
Los Angeles	San Francisco	34	7
1968 (4-2)			
Anaheim	New Orleans	21	17
Los Angeles	Cleveland	23	21
Los Angeles	Dallas	10	42
San Diego	San Diego	13	35
Los Angeles	Kansas City	36	16
Los Angeles	San Francisco	21	20
1969 (4-2)			
Los Angeles	Dallas	24	17
Los Angeles	Cleveland	3	10
Los Angeles	Kansas City	14	42
San Diego	San Diego	24	14
Los Angeles	Buffalo	50	20
Anaheim	San Francisco	31	28
1970 (6-0)			
Los Angeles	Cleveland	30	17
Los Angeles	Dallas	17	10
Los Angeles	Oakland	34	23
San Diego	San Diego	16	14
Pasadena	Houston	20	3
Los Angeles	San Francisco	17	14

(Site)	Opponent	Rams	Opp.
1971 (4-3)			
Canton	Houston	17	6
Los Angeles	Dallas	21	45
Los Angeles	Cleveland	17	5
Berkeley	Oakland	7	20
Foxboro	New England	31	21
Los Angeles	San Diego	14	20
Los Angeles	San Francisco	23	20
1972 (1-5)			
Los Angeles	Cleveland	13	3
Los Angeles	Dallas	13	27
Los Angeles	Oakland	9	34
Kansas City	Kansas City	13	19
San Diego	San Diego	13	14
Los Angeles	San Francisco	14	17
1973 (2-3-1)			
Los Angeles	Dallas	7	24
Los Angeles	Cleveland	21	21
Berkeley	Oakland	3	16
Miami	Miami	14	17
Los Angeles	San Diego	30	17
Los Angeles	San Francisco	38	10
1974 (5-1)			
Los Angeles	Cleveland	24	21
Los Angeles	Dallas	6	13
Los Angeles	Kansas City	58	16
Los Angeles	Miami	31	13
San Diego	San Diego	30	16
San Francisco	San Francisco	17	7
1975 (5-1)			
Los Angeles	Dallas	35	7
Los Angeles	San Francisco	10	6
Buffalo	Buffalo	24	31
Kansas City	Kansas City	14	6
Los Angeles	Philadelphia	35	0
Los Angeles	Oakland	6	0
1976 (6-0)			
Los Angeles	Tampa Bay	26	3
Los Angeles	Dallas	26	14
Seattle	Seattle	16	13
Oakland	Oakland	23	14
Los Angeles	Buffalo	31	17
Los Angeles	San Francisco	10	3

(Site)	Opponent	Rams	Opp.
1977 (1-5)			
Los Angeles	Minnesota	17	22
Los Angeles	Philadelphia	20	3
San Francisco	San Francisco	14	23
Kansas City	Kansas City	19	27
Los Angeles	San Diego	25	26
Los Angeles	Oakland	0	21
1978 (2-2)			
Los Angeles	New England	7	14
Los Angeles	San Diego	0	17
Seattle	Seattle	26	7
Oakland	Oakland	28	3
1979 (4-0)			
Los Angeles	Oakland (OT)	20	14
Foxboro	New England	15	3
Los Angeles	Seattle	21	17
Los Angeles	San Diego	23	7
1980 (2-2)			
Anaheim	New England	31	35
Anaheim	Dallas	16	19
Denver	Denver	26	13
Anaheim	San Diego	34	17
1981 (2-2)			
Anaheim	New England	21	34
Anaheim	Dallas	33	21
San Diego	San Diego	29	33
Anaheim	Minnesota	34	31
1982 (2-2)			
Anaheim	Denver	20	33
Cleveland	Cleveland	23	26
Anaheim	Seattle	23	13
Anaheim	San Diego	20	14
1983 (2-2)			
Anaheim	San Diego	34	20
Anaheim	Dallas	7	30
Anaheim	New England	13	7
San Diego	San Diego	17	27
1984 (2-2)			
San Diego	San Diego	10	17
Anaheim	Cleveland	10	21
Anaheim	Green Bay	27	24
Anaheim	San Diego	47	14
1985 (3-1)			
Anaheim	Houston	7	3

(Site)	Opponent	Rams	Opp.
1985 (cont.)			
Anaheim	St. Louis	39	7
Columbus	Philadelphia	12	14
Anaheim	New England	14	13
1986 (2-2)			
Anaheim	Houston	14	17
Anaheim	San Francisco	31	17
Anaheim	San Diego	20	17
Denver	Denver	10	19
1987 (3-2)			
London	Denver	28	27
Anaheim	Seattle	23	14
San Diego	San Diego	23	21
Anaheim	Denver	20	24
Anaheim	Washington	14	26
1988 (2-3)			
Canton	Cincinnati	7	14
Anaheim	Denver	31	40
Anaheim	San Diego	27	6
Anaheim	Houston (OT)	17	20
San Diego	San Diego	31	24
1989 (4-1)			
Tokyo	San Francisco (OT)	16	13
Denver	Denver	13	17
Anaheim	Phoenix	23	20
Anaheim	Minnesota	24	14
Anaheim	Detroit	24	14
1990 (2-2)			
Berlin	Kansas City	19	3
Anaheim	San Diego	27	30
Anaheim	Phoenix	27	7

(Site)	Opponent	Rams	Opp.
Washington	Washington	10	37
1991 (1-3)			
Jacksonville	Atlanta	17	38
Anaheim	San Diego	24	3
Anaheim	Seattle	7	23
Memphis	Houston	13	16
1992 (3-1)			
Seattle	Seattle	21	7
Anaheim	L.A. Raiders (OT)	19	16
Anaheim	Green Bay (OT)	16	13
San Diego	San Diego	19	30
1993 (0-4)			
Phoenix	Phoenix	13	24
Anaheim	San Diego	17	23
Cleveland	Cleveland	10	21
Anaheim	L.A. Raiders	19	20
1994 (0-4)			
Madison, Wi.	Green Bay	6	14
Anaheim	New England	10	28
Anaheim	L.A. Raiders	20	29
San Diego	San Diego	6	24
1995 (1-3)			
Seattle	Seattle	20	34
Oakland	Oakland	27	22
Jacksonville	Jacksonville	27	10
San Diego	San Diego	9	17
1996 (3-1)			
Pittsburgh	Pittsburgh	10	16
St. Louis	Jacksonville	17	10
Kansas City	Kansas City	34	30
St. Louis	San Diego	37	34

Summary (1946-95)	Won	Lost	Tied	Summary (1946-96)	Won	Lost	Tied
Rams vs. Arizona	10	4	0	Rams vs. Kansas City	6	3	0
Rams vs. Atlanta	0	1	0	Rams vs. Miami	1	1	0
Rams vs. Boston Yanks	1	0	0	Rams vs. Minnesota	4	4	0
Rams vs. Buffalo	2	1	0	Rams vs. N.Y. Bulldogs	1	0	0
Rams vs. Calif. All-Stars	2	0	0	Rams vs. N.Y. Giants	5	7	1
Rams vs. Chicago	1	1	0	Rams vs. New England	4	4	0
Rams vs. Cincinnati	0	1	0	Rams vs. New Orleans	2	0	0
Rams vs. Cleveland Browns	13	12	1	Rams vs. Oakland Raiders	6	7	0
Rams vs. College All-Stars	1	1	0	Rams vs. Philadelphia	5	8	1
Rams vs. Dallas	11	9	0	Rams vs. Pittsburgh	3	2	0
Rams vs. Denver	2	5	0	Rams vs. San Diego	16	13	0
Rams vs. Detroit	2	0	1	Rams vs. San Francisco	21	7	0
Rams vs. Green Bay	2	1	0	Rams vs. Seattle	6	2	0
Rams vs. Hawaiian Warriors	2	0	0	Rams vs. Tampa Bay	1	0	0
Rams vs. Houston	3	3	0	Rams vs. Washington	12	8	0
Rams vs. Indianapolis	1	0	0	Rams vs. Service teams	7	0	0
Rams vs. Jacksonville	2	0	0	TOTAL	155	105	4

ALL-TIME DRAFT



ALL-TIME DRAFT ROSTER (1937-1997)

Abeline Christian 1; Alabama A&M 1; Alabama 10; Alcorn State 1; Allegheny College 1; Alma 1; Arizona State 9; Arizona 8; Arkansas Tech 3; Arkansas 12; Arkansas State 1; Arkansas AM&N 1; Arkansas-Montecello 1; Arlington State 1; Army 1; Arnold 1; Auburn 9; Austin 2; Azusa-Pacific 1; Bakersfield J.C. 1; Baldwin-Wallace 4; Ball State 1; Baylor 13; Bishop 1; Boise State 1; Boise J.C. 1; Boston College 9; Boston University 2; Bowling Green 2; Brigham Young 3; Brown 1; Bucknell 2; Buffalo 1; Cal Poly-SLO 4; Cal State-Fullerton 1; Cal State-LA 1; Cal-Riverside 2; California 11; Carnegie-Melon 1; Carthage 1; Case Western Reserve 2; Catawba 2; Catholic 1; Central Washington 1; Central Washington 1; Central Missouri 1; Central Michigan 1; Cincinnati 6; Citadel 2; Clark 1; Clemson 4; Colgate 2; College of the Ozarks 1; College of Idaho 1; Colorado State 2; Colorado Mines 1; Colorado College 1; Colorado 12; Compton J.C. 1; Concordia (MIN) 1; Connecticut 1; Cornell 4; CW Post 1; Dakota Wesleyan 1; Dayton 3; Denver 2; Drake 2; Duke 5; Duquesne 2; East Texas State 1; East Washington State 1; East Carolina 2; Eastern Michigan 1; Eastern Illinois 2; Eastern Kentucky 1; Elan College 1; Fairmont State 2; Florida AM&N 1; Florida A&M 2; Florida State 4; Florida 11; Fordham 5; Franklin (IND) 1; Fresno State 6; George Washington 1; Georgia Southern 2; Georgia 11; Grambling 3; Hampton Institute 1; Hanover 1; Hardin-Simmons 2; Hawaii 2; Heidelberg 1; Hillsdale 3; Hofstra 2; Holy Cross 3; Houston 11; Idaho 3; Illinois 12; Indiana 9; Iowa State 3; Iowa 6; Jackson State 5; James Madison 1; Kansas State 3; Kansas 11; Kent State 2; Kentucky State 1; Kentucky 10; L.A. State 2; Lafayette 1; Lakeland (WISC) 1; Lamar Tech 2; Langston 1; Lincoln 1; Linfield 2; Lock Haven 1; Long Beach State 1; Loras 1; Louisville 3; Mankato State 1; Marquette 4; Maryland 6; McMurry 1; McNeese State 4; Memphis State 1; Miami (FL) 10; Miami (OH) 5; Michigan 12; Middle Tennessee 1; Miles 1; Minnesota 8; Mississippi 4; Mississippi College 1; Mississippi Southern 1; Mississippi State 11; Missouri 7; Montana 1; Montana State 5; Moorehead (MIN) 1; Mt. San Antonio 1; Murray State 2; Navy 1; Nebraska State 1; Nebraska 15; Nevada-Reno 1; New Mexico State 5; New Mexico 3; New Mexico Highlands 1; Norfolk State 1; North Carolina AT&T 2; North Carolina 4; North Texas State 6; North Dakota 1; North Carolina State 5; North Carolina Central 3; Northeastern Oklahoma 1; Northeastern State (OKLA) 1; Northeastern 1; Northern Arizona 2; Northern Illinois 2; Northwest Louisiana State 1; Northwestern 6; Occidental 1; Ohio University 1; Oklahoma State 2; Oregon State 11; Pacific Lutheran 1; Pacific 9; Parsons 1; Penn State 12; Pittsburgh 14; Pittsburgh (KS) 1; Portland State 1; Prairie View 1; Purdue 11; Queens College (Canada) 1; Rensselaer 1; Rhode Island 2; Rice 7; Richmond 3; Rutgers 2; Sam Houston State 1; San Jose State 8; San Diego State 8; San Bernardino Valley 1; Santa Clara 4; SMU 7; South Carolina State 1; South Carolina 4; South Dakota 1; South Oregon State 1; Southern 5; Southern Oregon 1; Southern Mississippi 8; Southern Illinois 1; Southwest Louisiana 1; Southwest Missouri State 1; Southwest Texas State 1; Southwestern 1; St. Joseph's 1; St. Augustine 1; St. Mary's (CA) 6; St. Ambrose 2; St. Norbert 1; Stanford 10; Stephen F. Austin 1; Sul Ross 2; Syracuse 2; Tampa 2; TCU 7; Tennessee State 3; Tennessee Tech 2; Tennessee A&I 1; Tennessee 11; Tennessee Chattanooga 1; Texas A&M 12; Texas A&I 2; Texas Tech 8; Texas Arlington 1; Texas Southern 2; Toledo 4; Trinity (TX) 1; Trinity (CT) 1; Tulane 7; Tulsa 11; UNLV 1; USF 3; Utah State 5; Utah 6; UTEP 4; Valparaiso 2; Vanderbilt 4; Vanderbilt (Balt) 2; Villanova 9; Virginia Tech 1; VMI 1; VPI 1; Wabash 1; Washington State 15; Washington & Jefferson 1; Wayne State 1; Weber State 3; West Texas State 6; West Virginia 7; West Chester 1; Western Kentucky 1; Western Michigan 1; Wheaton; Whitewater (WISC) 2; Whitworth 1; Wichita State 2; Wichita 1; Widener 1; William & Mary 2; Williamette 1; Winston-Salem State 1; Wisconsin (LA) 1; Wisconsin 10; Wisconsin-Lacross 1; Wittenberg 1; Wyoming 4; Xavier 1; Youngstown State 1.

Top Schools

UCLA 40; USC 36; Washington 34; Notre Dame 30; Oregon 26; Oklahoma 24; Ohio State 21; Texas 18; Georgia Tech 16; LSU 16; Michigan State 16.

First Round Draft Choices By Position

Running Backs	24	Wide Receivers	4
Offensive Linemen	14	Defensive Backs	3
Linebackers	7	Tight Ends	3
Defensive Linemen	5	Punters/Kickers	0
Quarterbacks	4		

Draft Choices –1946-1997

1997 Choices

1. Orlando Pace, T, Ohio State (1) (from N.Y. Jets); 1. Choice to Seattle through N.Y. Jets and Tampa Bay; 2. Choice to Chicago; 2. Dexter McCleon, CB, Clemson (40); 3. Choice to Denver through N.Y. Jets; 4. Choice to N.Y. Jets; 4. Ryan Tucker, C, Texas Christian (121) (from Miami); 5. Choice to San Diego; 5. Taje Allen, CB, Texas (158) (from Denver); 6. Choice to Miami; 6. Muadianvita Kazadi, LB, Tulsa (179) (from Houston); 7. Choice to Philadelphia through N.Y. Jets; 7. Cedric White, DE, North Carolina A&T (215)(from San Diego).

1996 Choices

1a. Lawrence Phillips, RB, Nebraska (6)(from Washington); 1b. Eddie Kennison, WR, Louisiana State (18); 2a. Tony Banks, QB, Michigan State (42); 2b. Ernie Conwell, TE, Washington (59)(from Pittsburgh); 3. Jerald Moore, RB, Oklahoma (83); 4. Percell Gaskins, LB, Kansas State (105); 5. Fred Miller, T, Baylor (141); 6a. Derrick Harris, RB, Miami (175); 6b. Hayward Clay, TE, Texas A&M (201); 7. Chuck Osborne, DT, Arizona (222).

1995 Choices

1. Kevin Carter, DE, Florida (6); 2a. Zach Wiegert, T, Nebraska (38); 2b. Jesse James, T, Mississippi (62); 3. Steve McLaughlin, K, Arizona (82); 4. Lovell Pinkney, WR/TE, Texas (115); 5. Mike Scurlock, DB, Arizona (140); 7a. Gerald McBurrows, DB, Kansas (214); 7b. Herman O'Berry, DB, Oregon (220); 7c. Bronzell Miller, DE/LB, Utah (239); 7d. J.T. Thomas, WR, Arizona State (240).

1994 Choices

1. Wayne Gandy, T, Auburn (15); 2a. Isaac Bruce, WR, Memphis State (33); 2b. Toby Wright, S, Nebraska (49) (compensatory); 2c. Brad Ottis, DE, Wayne State, Neb. (56) (from San Francisco); 3a. Keith Lyle, S, Virginia (71); 3b. James Bostic, RB, Auburn (83) (from Indianapolis); 3c. Ernest Jones, LB, Oregon (100) (from San Francisco); 4. Chris Brantley, WR, Rutgers (108); 6a. Rickey Brady, TE, Oklahoma (167); 6b. Ronald Edwards, T, North Carolina A&T (189).

1993 Choices

1. Jerome Bettis, RB, Notre Dame (10); 2. Troy Drayton, TE, Penn State (39); 3. Russell White, RB, California (73); 5a. Sean LaChapelle, WR, UCLA (122); 5b. Charles Belin, G, Wisconsin (127); 6. Deral Boykin, S, Louisville (146); 7. Brad Fichtel, C, Eastern Illinois (179); 8a. Jeff Buffaloe, P, Memphis State (206); 8b. Maa Tanuvasa, DT, Hawaii (209).

1992 Choices

1. Sean Gilbert, DL, Pittsburgh (3); 2. Steve Israel, DB, Pittsburgh (30); 3a. Marc Boutte, DL, Louisiana State (57); 3b. Todd Kinchen, WR, Louisiana State (60); 4. Shawn Harper, G, Indiana (87); 5. Chris Crooms, DB, Texas A&M (114); 6. Joe Campbell, RB, Middle Tennessee (144); 7. Darryl Ahsmore, T, Northwestern (171); 8. Ricky Jones, QB, Alabama State (198); 9. T.J. Rubley, QB, Tulsa (228); 10. Tim Lester, RB, Eastern Kentucky (255); 11a. Brian Townsend, LB, Michigan (281); 11b. Brian Thomas, WR, Southern (282); 12. Kelvin Harris, C, Miami (312).

1991 Choices

1. Todd Lyght, CB, Notre Dame (5); 2. Roman Phifer, LB, UCLA (31); 3. Choice to Detroit; 4a. Choice to Denver; 4b. Robert Bailey, CB, Miami, Fla. (from L.A. Raiders) (107); 5. Robert Young, DT, Mississippi State (116); 6. Neal Fort, T, Brigham Young (143); 7. Tyrone Shelton, FB, William & Mary (170); 8. Pat Tyrance, LB, Nebraska (201); 9. Jeff Fields, DT, Arkansas State (228); 10. Choice to San Diego; 11. Terry Crews, DE, Western Michigan (281); 12a. Jeff Pahukoa, G/T, Washington, (from Denver) (311); 12b. Ernie Thompson, RB, Indiana (312).

1990 Choices

1. Bern Brostek, C, Washington (23); 2. Pat Terrell, S, Notre Dame (49); 3. Latin Berry, RB, Oregon (78); 4. Choice to Detroit; 5. Choice to N.Y. Jets; 6. Tim Stallworth, WR, Washington State (161); 7. Kent Elmore,

P, Tennessee (190); 8a. Ray Savage, LB, Virginia (from Tampa Bay); 8b. Elbert Crawford, C, Arkansas (216); 9. Tony Lomack, WR, Florida (245); 10. Stephen Bates, LB, James Madison (272); 11. Bill Goldberg, NT, Georgia (301); 12. David Lang, RB, Northern Arizona (327).

1989 Choices

1a. Bill Hawkins, DE, Miami, Fla. (21); 1b. Cleveland Gary, RB, Miami, Fla. (from Buffalo) (26); 2a. Frank Stams, LB, Notre Dame (45); 2b. Brian Smith, LB, Auburn (48); 2c. Darryl Henley, CB, UCLA (from Buffalo) (53); 3. Kevin Robbins, T, Michigan State (75); 4. Jeff Carlson, QB, Weber State (102); 5. Alfred Jackson, WR, San Diego State (135); 6a. Thom Kaumeyer, S, Oregon (from San Diego) (148); 6b. Mark Messner, LB, Michigan (161); 7. George Bethune, LB, Alabama (188); 8. Warren Wheat, T, BYU (215); 9. Vernon Kirk, TE, Pittsburgh (242); 10. Mike Williams, WR, Northeastern (269); 11. Choice to Tampa Bay; 12. Choice to Tampa Bay.

1988 Choices

1a. Choice to L.A. Raiders thru Houston. 1b. Gaston Green, RB, UCLA (from Buffalo) (14); 1c. Aaron Cox, WR, Arizona State (from Indianapolis) (20); 2a. Anthony Newman, DB, Oregon (35); 2b. Willie Anderson, WR, UCLA (from San Diego) (46); 2c. Fred Strickland, LB, Purdue (from Indianapolis) (47); 3a. Choice to Washington; 3b. Mike Piel, DT, Illinois (from Washington) (64); 4. Choice to San Diego; 5a. Robert Delpino, RB, Missouri (117); 5b. James Washington, S, UCLA (from Washington) (137); 6a. Keith Jones, RB, Nebraska (147); 6b. Jeff Knapton, DE, Wyoming (from Washington) (165); 7. Choice to Denver; 8. Darryl Franklin, WR, Washington (201); 9. Pat Foster, DE, Montana (231); 10. R.C. Mullin, T, Southwestern Louisiana (258); 11. Choice to San Diego; 12a. Choice to Washington; 12b. Jeff Beathard, RB, Southern Oregon State (from Washington) (333).

1987 Choices

1. Choice to Houston; 2. Donald Evans, DE, Winston-Salem St. (47); 3. Clifford Hicks, CB, Oregon (74); 4a. Doug Bartlett, NT, N. Illinois (91); 4b. Choice to Chicago; 4c. Larry Kelm, LB, Texas A&M (from Cleveland) (108); 5a. Choice to Houston; 5b. Scott Mersereau, DE, S. Connecticut (from Cleveland) (136); 6. Jon Embree, TE, Colorado (from Chicago) (166); 7. Choice to Philadelphia; 8. Michael Stewart, S, Fresno State (213); 9. Tracy Ham, RB, Georgia Southern (240); 10. David Smith, LB, Northern Arizona (272); 11. Choice to Denver; 12a. Alonzo Williams, RB, Mesa (Colo.) (326); 12b. Fred Stokes, T, Georgia Southern (from Cleveland) (332).

1986 Choices

1. Mike Schad, T, Queen's Univ. (Canada) (23); 2. Tom Newberry, G, Wisconsin-LaCrosse (50); 3. Hugh Millen, QB, Washington (from Detroit thru San Francisco) (71); 4. Choice to Philadelphia; 5. Choice to San Diego; 6a. Robert Cox, T, UCLA (from Indianapolis) (144); 6b. Lynn Williams, RB, Kansas (160); 7a. Choice to Houston; 7b. Choice to Indianapolis; 8a. Steve Jarecki, LB, UCLA (from Tampa Bay) (195); 8. Hank Goebel, T, Cal State Fullerton (216); 9. Elbert Watts, CB, USC (243); 10. Garrett Breeland, LB, USC (273); 11. Chul Schwanke, RB, South Dakota (300); 12a. Choice to Indianapolis; 12b. Marcus Dupree, RB, Southern Mississippi (from Denver) (327).

1985 Choices

1. Jerry Gray, S, Texas (21); 2. Chuck Scott, WR, Vanderbilt (50); 3. Dale Hatcher, P, Clemson (77); 4. Choice to Minnesota; 5a. Kevin Greene, LB, Auburn (from Buffalo) (113); 5b. Choice to Kansas City; 6a. Michael Young, WR, UCLA (from Chicago) (161); 6b. Damone Johnson, TE, Cal Poly SLO (162); 7. Danny Bradley, RB, Oklahoma (189); 8. Marlon McIntyre, FB, Pittsburgh (218); 9. Gary Swanson, LB, Cal Poly SLO (245); 10. Duval Love, G, UCLA (274); 11a. Doug Flutie, QB, Boston College (from Indianapolis) (285); 11b. Kevin Brown, S, Northwestern (301); 12. Choice to Tampa Bay.

1984 Choices

1. Choice to Kansas City; 2. Choice to Cleveland; 3. Choice to Detroit; 4. Choice to Washington thru Houston; 5a. Hal Stephens, DE, East Carolina (from Detroit) (133); 5b. Choice to Kansas City; 6. Choice to Houston; 7. George Radachowsky, CB, Boston College (188); 8. Ed Brady, LB, Illinois (215); 9. George

Reynolds, P, Penn State (242); 10a. Norwood Vann, LB, East Carolina (from Houston) (253); 10b. Joe Dooley, C, Ohio State (274); 11a. Michael Harper, RB, USC (from Chicago) (293); 11b. Dwayne Love, FB, Houston (301); 12a. Roderick Fisher, CB, Oklahoma State (from Houston) (309); 12b. Moe Bias, LB, Illinois (328).

1983 Choices

1a. Eric Dickerson, RB, SMU (from Houston) (2); 1b. Choice to Seattle thru Houston; 2a. Henry Ellard, WR, Fresno State (32); 2b. Mike Wilcher, LB, North Carolina (from San Francisco) (36); 3a. Choice to San Francisco; 3b. Choice to N.Y. Giants thru San Francisco; 4a. Chuck Nelson, K, Washington (from Denver thru San Francisco) (87); 4b. Choice to Houston; 4c. Vince Newsome, S, Washington (from N.Y. Giants) (97); 4d. Doug Reed, DE, San Diego State (from Miami) (111); 5a. Choice to Detroit; 5b. Otis Grant, WR, Michigan State (from San Diego) (134); 6. Gary Kowalski, T, Boston College (144); 7. Jeff Simmons, WR, USC (171); 8. Troy West, S, USC (200); 9. Jack Belcher, C, Boston College (227); 10. Choice to Minnesota; 11. Danny Triplett, LB, Clemson (282); 12. Clete Casper, QB, Washington State (311).

1982 Choices

1a. Choice to Baltimore; 1b. Barry Redden, RB, Richmond (from Washington) (14); 2a. Choice to Baltimore; 2b. Choice to Houston thru Tampa Bay; 2c. Choice to Washington thru San Diego; 3a. Choice to Washington; 3b. Bill Bechtold, C, Oklahoma (from Houston) (67); 3c. Choice to Houston thru Denver; 4. Jeff Gaylord, LB, Missouri (89); 5a. Wally Kersten, T, Minnesota (from Seattle) (117); 5b. Doug Barnett, DE, Azusa Pacific (118); 6. Kerry Locklin, TE, New Mexico State (145); 7a. Choice to Pittsburgh; 7b. Joe Shearin, G, Texas (from Detroit) (181); 8a. A.J. Jones, RB, Texas (202); 8b. Mike Reilly, LB, Oklahoma (from Houston) (207); 9. Bob Speight, T, Boston University (229); 10. Miles McPherson, DB, New Haven College (256); 11. Ricky Coffman, WR, UCLA (285); 12. Raymond Coley, DT, Alabama A&M (312).

1981 Choices

1a. Mel Owens, LB, Michigan (from Washington); 1b. Choice to Washington; 2a. Jim Collins, LB, Syracuse (from Miami); 2b. Choice to Minnesota thru Washington; 2c. Choice to Miami from Oakland; 3a. Greg Meisner, DT, Pittsburgh (from Tampa Bay); 3b. Robert Cobb, DE, Arizona (from Washington); 3c. Choice to Washington from Miami; 3d. Choice to Kansas City; 4a. George Lijja, C, Michigan (from Buffalo); 4b. Choice to Green Bay thru Washington; 5a. Choice to Green Bay thru Washington; 5b. Choice to Washington; 6. William Daniels, DT, Alabama State; 7a. Ron Battle, TE, North Texas State (from Washington); 7b. Mike Clark, DE, Florida; 8. Art Plunkett, T, Nevada-Las Vegas; 9. Ron Seawall, LB, Portland State; 10. Robert Alexander, RB, West Virginia; 11. Marcellus Greene, CB, Arizona; 12. Jairo Penaranda, RB, UCLA.

1980 Choices

1a. Johnnie Johnson, S, Texas (from Cleveland); 1b. Choice to Cleveland; 2a. Irv Pankey, T, Penn State (from Washington); 2b. Choice to Cleveland from San Diego; 2c. Choice to Washington; 3a. Jewel Thomas, RB, San Jose State (from San Francisco); 3b. Leroy Irvin, CB, Kansas (from Oakland); 3c. Choice to San Francisco from Washington; 3d. Phillip Murphy, DT, North Carolina State; 4a. Choice to San Francisco from New England; 4b. Choice to Cleveland; 5a. Choice to Cleveland from Green Bay; 5b. Choice to Atlanta thru Washington; 6a. Mike Guman, RB, Penn State (from Cleveland thru New England); 6b. Choice to Kansas City; 7. Kirk Collins, CB, Baylor (from Kansas City); 7. Gerry Ellis, RB, Mississippi; 8. Tom Pettigrew, T, Eastern Illinois; 9. George Farmer, WR, Southern; 10. Bob Gruber, T, Pittsburgh; 11. Terry Greer, WR, Alabama State; 12. Kevin Scanlon, QB, Arkansas.

1979 Choices

1a. George Andrews, LB, Nebraska (from Oakland); 1b. Kent Hill, T, Georgia Tech; 2. Eddie Hill, RB, Memphis State; 3a. Jeff Moore, WR, Tennessee (from Kansas City); 3b. Choice to Tampa Bay thru Washington, Miami and Oakland; 3c. Mike Wellman, C, Kansas (from New England); 4a. Derwin Tucker, DB, Illinois (from San Diego); 4b. Jerry Wilkinson, DT, Oregon State; 5. Victor Hicks, TE, Oklahoma (from Cleveland); 5b. Choice forfeited; 6. Choice to Cleveland; 7. Jeff Delaney, DB, Pittsburgh; 8. Choice to Kansas City thru St. Louis; 9. Jeff Rutledge, QB, Alabama; 10. Grady Ebensberger, DT, Houston; 11. Jesse Deramus, DT, Tennessee State; 12. Drew Hill, WR, Georgia Tech.

1978 Choices

1a. Elvis Peacock, RB, Oklahoma (from Chicago thru Cleveland); 1b. Choice to Cleveland; 2a. Stan Johnson, DT, Tennessee State (from Cleveland); 2b. Ronnie Smith, WR, San Diego State; 3a. Frank Corral, P-K, UCLA (from Washington); 3b. Leon White, C, Colorado; 4a. Choice to Cleveland thru Washington; 4b. Mark Manges, QB, Maryland; 5. Choice to San Diego; 6. Choice to Tampa Bay; 7. Reggie Doss, DE, Hampton Institute; 8. Choice to Washington; 9. Andre Anderson, DE, New Mexico State; 10. Charles Peal, T, Indiana; 11. Ron Hostetler, LB, Penn State; 12. Gus Coppens, T, UCLA.

1977 Choices

1. Bob Brudzinski, LB, Ohio State; 2a. Nolan Cromwell, S, Kansas (from Seattle); 2b. Billy Waddy, RB-WR, Colorado (from Washington thru San Diego); 2c. Choice to Seattle; 3a. Ed Fulton, G, Maryland (from Tampa Bay); 3b. Wendell Tyler, RB, UCLA; 4a. Vince Ferragamo, QB, Nebraska (from New Orleans); 4b. Eary Jones, DE, Memphis State; 5a. Donnie Hickman, G, USC (from Washington); 5b. Jeff Williams, G, Rhode Island; 6a. Art Best, RB, Kent State (from Denver); 6b. Choice to New Orleans; 7. Choice to Washington; 8. Rod Bockwoldt, DB, Weber State; 9. Choice to Washington; 10. Don Peterson, TE, Boston College; 11. Carson Long, K, Pittsburgh; 12. Barry Caudill, C, Southern Mississippi.

1976 Choices

1. Kevin McLain, LB, Colorado State; 2a. Pat Thomas, DB, Texas A&M (from Green Bay); 2b. Ron McCartney, LB, Tennessee; 3. Jackie Slater, G, Jackson State; 4a. Gerald Taylor, WR, Texas A&M (from Tampa Bay); 4b. Choice to Houston thru Philadelphia and Green Bay; 5a. Carl Ekern, LB, San Jose State (from San Diego); 5b. Ken Bordelon, DE, LSU; 5c. Dwight Scales, WR, Grambling (from Tampa Bay); 6. Choice to Washington; 7. Larry Buie, DB, Mississippi State; 8. Choice to Washington; 9. Jeb Church, DB, Stanford; 10. Freeman Johns, WR, SMU; 11. Brian Nemeth, TE, South Carolina; 12. Jim Jodat, RB, Carthage; 13. Steve Hamilton, QB, Emporia State; 14. Al Burselson, DB, Washington; 15. Malcolm Campbell, WR, Cal State L.A.; 16. Rick Gage, WR, Arkansas Tech; 17. Gary Shaw, DB, Brigham Young.

1975 Choices

1a. Mike Fanning, DT, Notre Dame (from Green Bay); 1b. Dennis Harrah, G, Miami, Fla. (from Philadelphia); 1c. Doug France, T, Ohio State; 2a. Monte Jackson, DB, San Diego State (from Baltimore thru Green Bay); 2b. Leroy Jones, DE, Norfolk State; 3a. Choice to San Diego thru Chicago; 3b. Goeff Reece, C, Washington State (from Green Bay); 3c. Dan Nugent, TE, Auburn (from Philadelphia); 4. Rod Perry, DB, Colorado; 5a. Wayne Hammond, DT, Montana State (from Kansas City); 5b. Rick Nuzum, C, Kentucky; 6a. Choice to Chicago thru San Diego; 6b. Darius McCarthy, WR, S. Carolina (from Green Bay); 7. Pat Haden, QB, USC; 8. John Washington, DB, Tulane; 9. Gordon Reigel, LB Stanford; 10. Choice to Chicago; 11. Howard Strickland, RB, California; 12. Chandler Williams, WR, Lincoln; 13. A.J. Jacobs, DB, Louisville; 14. Arthur Allen, WR, Clark; 15. Alvin White, QB, Oregon State; 16. Francis Reynolds, RB, Alcorn A&M; 17. Skip Boyd, P, Washington.

1974 Choices

1a. John Cappelletti, RB, Penn State (from Philadelphia); 1b. Choice to Baltimore; 2. Bill Simpson, DB, Michigan State; 3. Al Oliver, T, UCLA; 4a. Norris Weese, QB, Mississippi (from Washington); 4. Frank Johnson, T, Cal-Riverside; 5. Choice to Atlanta thru Minnesota and Philadelphia; 6. Choice to Houston; 7a. John Harvey, RB, Texas Arlington (from San Diego); 7b. Choice to Washington; 8. Choice to San Diego; 9a. Don Hutt, WR, Boise State (from Baltimore thru Washington); 9b. Derek Williams, DB, Cal-Riverside (from Detroit); 9c. Choice to Washington; 10. Choice to Baltimore; 11. Rick Hayes, T, Washington; 12. Roger Freberg, G, UCLA; 13. Pete Solverson, T, Drake; 14. Ananias Carson, WR, Langston (Okla.); 15. Bob Thomas, K, Notre Dame; 16. Dave Ottmar, P, Stanford; 17. Willie Townsend, WR, Notre Dame.

1973 Choices

1. Choice to New England; 2a. Cullen Bryant, DB, Colorado (from San Diego); 2b. Ron Jaworski, QB, Youngstown; 2c. Jim Youngblood, LB, Tennessee Tech (from Kansas City); 3a. Tim Stokes, T, Oregon (from San Diego); 3b. Choice to St. Louis; 4a. Choice to Oakland; 4b. Eddie McMillian, DB, Florida State (from Kansas City); 4c. Terry Nelson, TE, Arkansas AM&N (from Green Bay); 5a. Steve Jones, RB, Duke; 5b. Cody Jones, DE, San Jose State (from Washington); 6a. Jim Peterson, DE, San Diego State (from New Orleans thru Washington); 6b. Jason Caldwell, WR, N.C. Cent.; 7a. Steve Brown, LB, Oregon State (from Chicago); 7b. Bill Dulac, G, Eastern Michigan; 8. Choice to Washington; 9. Jim Nicholson, T, Michigan; 10. Choice to Washington; 11a. Jeff Inmon, RB, North Carolina Cent.; 11b. Willie Jackson, WR, Florida (from Washington); 12. Robert Storck, DT, Wisconsin; 13a. Rod Milburn, WR, Southern; 13b. Clinton Spearman, LB, Michigan (from Oakland); 14. Walter Rhone, DB, Central Missouri; 15a. Jerry Bond, DB, Weber State; 15b. Kurt Matter, DE, Washington (from Washington); 16. Fuller Cherry, DB, Arkansas-Monticello; 17. Fred Henry, RB, New Mexico.

1972 Choices

1. Choice to N.Y. Giants thru New England; 2a. Jim Bertelsen, RB, Texas (from Denver thru San Diego); 2b. Choice to Oakland; 3a. Choice to N.Y. Giants; 3. Lawrence McCutcheon, RB, Colorado St. (from Cleveland); 4a. John Saunders, DB, Toledo (from Chicago); 4b. Eddie Phillips, DB, Texas; 5a. Bob Childs, G, Kansas (from Detroit); 5b. Choice to N.Y. Giants thru Washington; 5c. Bob Christiansen, TE, UCLA (from Washington); 6a. Choice to Green Bay; 6b. Edward Herbert, DT, Texas Southern (from Washington); 7. Choice to Oakland; 8. Tom Graham, WR, Baldwin Wallace; 9. Harry Howard, DB, Ohio State; 10. Jim Massey, DB, Linfield; 11a. Choice to Oakland; 11b. Albert Schmidt, RB, Pittsburgh, Kansas (from Oakland); 12. David Hoot, DB, Texas A&M; 13. Jaime Nunez, K, Weber State; 14. Larry Brooks, T, Virginia State; 15. Kenny Page, LB, Kansas; 16. Jim Kirby, WR, Long Beach State; 17a. Luther Palmer, TE, Virginia Union; 17b. John McKean, C, Oregon (from Oakland).

1971 Choices

1a. Isiah Robertson, LB, Southern (from Washington); 1b. Jack Youngblood, DE, Florida; 2. Choice to Green Bay; 3a. Dave Elmendorf, DB, Texas A&M (from Washington); 3b. Choice to Chicago; 4a. Steve Worster, RB, Texas (from Green Bay); 4b. Choice to New Orleans; 5. Choice to Green Bay thru Washington; 6. Choice to Detroit thru Philadelphia; 7. Choice to Chicago; 8. Tony Garay, DE, Hofstra; 9. Joe Schmidt, WR, Miami, Fla.; 10. Don Popplewell, C, Colorado; 11. Charlie Richards, QB, Richmond; 12. Kurt Behrendt, T, Whitewater, Wis.; 13. Russell Harrison, RB, Kansas State; 14. Lionel Coleman, DB, Oregon; 15. Gary Kos, G, Notre Dame; 16. Ross Boice, LB, Pacific Lutheran; 17a. Randy Vataha, WR, Stanford (from New Orleans); 17b. Joe Sweet, WR, Tennessee State.

1970 Choices

1. Jack Reynolds, LB, Tennessee; 2a. Charles Williams, WR, Prairie View A&M (from San Francisco); 2b. Choice to San Francisco thru Philadelphia; 3. Choice to Baltimore thru Philadelphia; 4. Choice to Chicago; 5. Choice to New Orleans; 6. Choice to Atlanta; 7a. Ted Provost, DB, Ohio State (from Philadelphia); 7b. Bill Nelson, DT, Oregon State (from Atlanta); 7c. Choice to Washington; 8. Rich Saul, LB, Michigan State; 9. David Graham, T, N.M. Highlands; 10. Vince Opalsky, RB, Miami (Fla.); 11. David Bookert, RB, New Mexico; 12. Larry Arnold, QB, Hawaii; 13. Melvin Jones, WR, Florida A&M; 14. Bob Geddes, LB, UCLA; 15. Dag Azam, G, West Texas State; 16. Roland Reichardt, K, West Texas State; 17. Don Crenshaw, DB, USC.

1969 Choices

1a. Larry Smith, RB, Florida (from Detroit); 1b. Jim Seymour, WR, Notre Dame (from Washington); 1c. Bob Klein, TE, USC; 2. Choice to Detroit; 3. Choice to St. Louis thru Detroit; 4. John Zook, DE, Kansas; 5. Choice to Dallas; 6a. A.Z. Drones, T, West Texas St. (from Atlanta); 6b. Pat Curran, LB, Lakeland, Wis.; 7. James Hawkins, DB, Nebraska; 8. Richard Harvey, DB, Jackson State; 9. Mike Foote, LB, Oregon State; 10. Jerry Gordon, T, Auburn; 11. Dave Svendsen, FL, E. Wash. St.; 12. Tim Carr, QB, C. W. Post; 13. Roger Williams, DB, Grambling; 14. Ray Stephens, RB, Minnesota; 15. George Jugum, LB, Washington; 16. Henry Hippias, LB, North Carolina State; 17. Jim Thorpe, DB, Hofstra.

1968 Choices

1. Choice to Detroit; 2a. Garry Beban, QB, UCLA (from New Orleans); 2b. Mike LaHood, G, Wyoming; 2c. Choice to Atlanta from Green Bay; 3. Choice to Pittsburgh; 4. Choice to Chicago; 5. Don Martin, K, Washington; 6. Bobby Webb, C, Southern Mississippi; 7. Choice to Pittsburgh; 8. Joe Williams, FL, Florida A&M; 9. Bob Richardson, T, Washington; 10. Allen Marcelin, FL, Parsons; 11. John Pergine, LB, Notre Dame; 12. Harold Jackson, WR, Jackson State; 13. Dean Halverson, LB, Washington; 14. Cephus Jackson, DB, Jackson State; 15. Dennis Yell, T, Moorhead (Minn.); 16. Jimmy Raye, QB-DB, Michigan State; 17. Choice to Philadelphia.

1967 Choices

1. Choice to Minnesota; 2a. Willie Ellison, HB, Texas Southern (from Minnesota); 2b. Choice to Green Bay; 3. Choice to Philadelphia; 4. Choice to Chicago; 5. Nate Shaw, DB, USC; 6. Choice to Atlanta; 7. Choice to Philadelphia; 8. Choice to Chicago; 9. Tommie Smith, HB, San Jose State; 10. Leon Moore, DB, Tennessee A&I; 11. Frank Horak, DB, TCU; 12. Pat Badjek, LB, Franklin, Ind.; 13. John Erisman, WR, Miami, Ohio; 14. Walt Richardson, DT, Fresno State; 15. Steve Bunker, TE, Oregon; 16. Allen Sack, LB, Notre Dame; 17. Bill Barnes, C, Washington.

1966 Choices

1. Tom Mack, T, Michigan; 2. Mike Garrett, HB, USC; 3. Richard Tyson, G, Tulsa; 4. Henry Dyer, FB, Grambling; 5. Diron Talbert, T, Texas; 5. Richard Arndt, T, Idaho; 6. Bruce Anderson, T, Williamette; 7. George Youngblood, DB, Los Angeles State; 8. Vilnis Ezerins, HB, Whitewater (Wis.); 9. Burton Matthies, HB, Nebraska State; 10. Mike Capshaw, T, Abilene Christian; 11. Darrell Hoover, HB, Arizona; 12. George Clayton, DB, Fairmont State; 13. Jake David, HB, Lamar Tech; 14. Terry Parks, T, Los Angeles State; 15. Mike Sullivan, WR, Oregon State; 16. Joe O'Brien, WR, Arlington State; 17. Daniel Gilbert, T, Arkansas Tech; 18. Ray Johnson, LB, Whitworth; 19. Homer Williams, WR, USC; 20. Bud Harrington, FB, Tulsa.

1965 Choices

1. Clarence Williams, RB, Washington State; 2. Choice to Cleveland; 3. Fred Brown, LB, Miami, Fla.; 4. Michael Strofolino, LB, Villanova; 5a. Frank Marchlewski, C, Minnesota (from Chicago); 5b. Douglas Woodlief, LB, Memphis State; 6. William Harrison, WR, Elon College; 7. Anthony Guillory, G, Lamar Tech; 8. Stan Dzura, T, California; 9. Ron Caveness, LB, Arkansas; 10. Jim Burt, HB, W. Kentucky; 11. Merlin Walet, FB, McNeese State; 12. Bob Werl, WR, Miami (Fla.); 13. Brent Berry, T, San Jose State; 14. Bill Robertson, WR, Austin College; 15. Marvin Davis, WR, Wichita; 16. Charlie Brown, T, Tulsa; 17. Ed Blecksmith, B, USC; 18. Leo Lowery, FB, Texas Tech; 19. Bill Anderson, QB, Tulsa; 20. Billy Scott, WR, North Eastern St., Oklahoma.

1964 Choices

1. Bill Munson, QB, Utah State; 2. Choice to Chicago; 3. Jerry Richardson, DB, West Texas State; 3. John Mims, T, Rice (from Washington); 3. Willie Brown, RB, USC (from Dallas); 3. Roger Pillath, T, Wisconsin (from Cleveland); 4. Choice to New York; 5. Ken Henson, C, TCU; 6. Herman Johnson, HB, Michigan State; 7. John Varnell, T, West Texas State; 8. Frank Pope, WR, Catawba; 9. Jerry Burton, B, N.W. Louisiana State; 10a. Gary Larsen, T, Concordia (Minn.); 10b. Ron Smith, QB, Richmond (from Minnesota); 11. John Farris, T, San Diego State; 12. William Dawson, WR, Florida State; 13. Marvin Harris, C, Stanford; 14. John Garrett, LB, Oklahoma; 15. Mike Mayne, WR, Idaho; 16. Phil Zera, RB, St. Joseph's; 17. James Galmin, WR, Tampa; 18. Thomas Smith, G, Villanova; 19. Bob Cherry, WR, Wittenberg; 20. Bob Hohn, RB, Nebraska.

1963 Choices

1a. Terry Baker, RB, Oregon State; 1b. Rufus Guthrie, G, Georgia Tech (from Chicago); 2. Tom Nomina, T, Miami, Ohio; 3a. Dave Costa, G, Utah; 3b. John Baker, LB, Mississippi State (from Cleveland); 4. John Griffin, DB, Memphis State; 5a. Joe Auer, B, Georgia Tech; 5b. Roland Benson, T, Miami, Fla. (from Phila-

delphia); 5c. Don Chuy, T, Clemson (from Pittsburgh); 6a. George Saimes, RB, Michigan State; 6b. Terry Monaghan, T, Penn State (from Cleveland); 7. William Zorn, T, Michigan State; 8. Anton Peters, T, Florida; 9. Mel Profit, WR, UCLA; 10. Curtis Farrier, T, Montana State; 11. Dave Theisen, B, Stanford; 12. Bill Joe Moody, B, Arkansas; 13. Al Hildebrand, T, Stanford; 14. Alan Arbuse, T, Rhode Island; 15. Larry Campbell, WR, Toledo; 16. Walter Burden, LB, McNeese State; 17. Jarrell Wilson, LB-K, Miss. Southern; 18. Buddy Soefker, B, LSU; 19. Dornel Nelson, B, Arizona State; 20. Bill Redell, DB, Occidental.

1962 Choices

1a. Roman Gabriel, QB, North Carolina State (from Minnesota); 1b. Merlin Olsen, T, Utah State; 2. Joe Carollo, T, Notre Dame; 3a. John Meyers, T, Washington; 3b. John Cornett, T, Rice; 4. Art Perkins, FB, N. Texas State; 5a. Choice to New York; 5b. Jim Smith, T, Penn State (from Dallas); 5c. Ben Wilson, FB, USC (from Philadelphia); 6. Choice to New York; 7a. Sherwyn Thorson, G, Iowa; 7b. Jim Bakken, K, Wisconsin (from Dallas); 8. Richard Farris, G, N. Texas State; 9. Isaac Lassiter, T, St. Augustine; 10. James Norris, T, Houston; 11. Bert Wilder, T, N.C. State; 12. Marv Marinovich, T, USC; 13. Robert Fernside, HB, Bowling Green; 14. Gary Henson, E, Colorado; 15. Walter Nikirk, T, Houston; 16. Ron Skufea, T, Purdue; 17. David Steadman, T, Georgia Tech; 18. Charles Furlow, QB, Miss. State; 19. Gerard Barto, T, Drake; 20. Foster Anderson, T, UCLA.

1961 Choices

1. Marlin McKeever, LB, USC; 2. Elbert Kimbrough, E, Northwestern; 3a. Harold Beaty, G, Oklahoma State; 3b. Ron Miller, QB, Wisconsin (from Cleveland); 4a. Choice to New York; 4b. Charlie Cowan, T, New Mexico Highlands (from Washington) 5. Willie Hector, G, College of Pacific; 6a. Bruce Olderman, T, Allegheny College; 6b. Larry Wood, B, Northwestern (from Pittsburgh); 7. Robert Lee Smith, B, UCLA; 8. Reginald Carolan, E, Idaho; 9. Duane Allen, E, Mt. San Antonio; 10. Joseph Scibelli, T, Notre Dame; 11. Bob A. Lane, E, Baylor; 12. Walter Mince, B, Arizona; 13. Mike McKeever, G, USC; 14. David "Deacon" Jones, T, South Carolina State; 15. Ernie Wright, T, Ohio State; 16. Mike Zeno, G, VPI; 17. Charles Allen, G, Washington; 18. Bill Williamson, T, Bakersfield J.C.; 19. Lou Zivkovich, T, New Mexico State; 20. Al Lederle, E, Georgia Tech;

1960 Choices

1. Billy Cannon, B, LSU; 2. Choice to Cardinals; 3. Charles Britt, QB, Georgia; 4. Choice to Cardinals; 5. Charles Janerette, T, Penn State; 6. Jerry Stalcup, G, Wisconsin; 7. Ron Morrison, T, New Mexico; 8. Carroll Dale, E, VPI; 9. Marvin Luster, E, UCLA; 10. Curtis McClinton, HB, Kansas; 11. Ken Young, HB, Valparaiso; 12. Doug Brown, G, Fresno State; 13. James Jones, E, SMU; 14. Harold Stanger, C, North Texas State; 15. Harry Rakowski, C, Citadel; 16. Donald Kaczmarek, T, North Dakota; 17. Emanuel Congedo, E, Villanova (Col.); 18. Tom Gates, B, San Bernardino Valley College; 19. James Boeke, T, Heidelberg; 20. Royce Shelton, HB, Stephen Austin.

1959 Choices

1a. Dick Bass, RB, Pacific; 1b. Paul Dickson, T, Baylor; 2. Don Brown, B, Houston; 3. Larry Hickman, B, Baylor; 4. Blanche Martin, B, Michigan State; 5. John Lands, E, Montana State; 6. David Painter, C, Tulane; 7. Eddie Meador, B, Arkansas Tech; 8. Bill Conner, E, Jackson State; 9. Larry Cundiff, T, Michigan State; 10. Alan Goldstein, E, North Carolina; 11. Joe Kelly, B, New Mexico A&M; 12. Mike Connolly, C, Utah State; 13. Al Witcher, E, Baylor; 14. Peter Davidson, T, The Citadel; 15. Walt Kelly, B, Houston; 16. Ted Royal, C, Duke; 17. David Wilemon, T, SMU; 18. Dave Vari Metre, E, Colorado College; 19. Carver Shannon, B, Southern Illinois; 20. Ross Coyle, E, Oklahoma; 21. Marv Bergmann, T, Washington; 22. Bill Meglen, G, Utah State; 23. George Deiderich, G, Vanderbilt; 24. Tom Campbell, B, Indiana; 25. Bob Borah, E, Houston; 26. Bill Strumke, B, Georgia; 27. Alex Kroll, C, Yale; 28. Rafer Johnson, B, UCLA; 29. Ernie Moore, E, Alabama State; 30. Donald Millich, B, Washington.

1958 Choices

1. Jim Phillips, E, Auburn; 2. Clendon Thomas, B, Oklahoma; 3. Jim Jones, B, Washington; 4. John Guzik, G, Pittsburgh; 5. John Baker, T, North Carolina College; 6. Floyd Iglehart, B, Wiley Col., Tex.; 7. Bil Jobko,

G, Ohio State; 8. Bobby Marks, B, Texas A&M; 9. Gene Salawaski, T, Purdue; 10. Al Jacks, QB, Penn State; 11. Gerry Schweitzer, E, Pacific Col.; 12. Ronald Claiborne, T, Kansas; 13. Anthony Kolodziej, E, Michigan St.; 14. Bill Mason, B, UCLA; 15. Richard Johnston, C, Mississippi Southern; 16. Clint Westemeyer, E, St. Ambrose; 17. William Thomas, C, Clemson; 18. Coy Scott, T, McNeese State; 19. Dick Dorsey, E, USC; 20. George Colbert, B, Denver; 21. Ron Parrish, QB, Linfield College, Oreg.; 22. Bill Steiger, E, Washington State; 23. Gary Barry, B, East Texas State; 24. Larry Harding, E, Michigan State; 25. Bill Atkins, T, San Jose State; 26. Ronald Bridges, B, Cent. Washington; 27. Alonzo Vereen, B, Florida A&M; 28. Gordy Morrow, E, Michigan; 29. O'Jay Bourgeois, B, Arizona State; 30. Walter Fondren, B, Texas.

1957 Choices

1. Jon Arnett, B, USC (1); 2. John Pardee, B, Texas A&M (13); 3a. Billy Ray Smith, T, Arkansas (25); 3b. George Strugar, DT, Washington (from San Francisco) (26); 4. Bobby Cox, B, Wash. & Minn. (37); 5. Dean Derby, B, Washington (50); 6. Roy Wilkins, E, Georgia (63); 7. Edmon Gray, T, Oklahoma (74); 8. Roy Hord, T, Duke (87); 9. John Mitchell, C, TCU (98); 10. Warren Spragg, T, Hillsdale Col., Mich. (111); 11. Don Smith, T, Miami (Ohio) (122); 12. Donald Klochak, B, North Carolina (135); 13. Bob Wolfenden, B, Virginia Poly (146); 14. Joe Lazzarino, T, Maryland (159); 15. Ed Hinman, B, Wichita (170); 16. John Luck, T, Georgia (183); 17. David Tripett, T, Hillsdale Col., Mich. (194); 18. Clarence Cook, E, Nebraska (207); 19. Bill Zuhowski, T, Georgia & Ariz. St. (218); 20. Byron Beams, T, Notre Dame (231); 21. Pat Pinkston, E, UCLA (242); 22. Paige Cothorn, B, Mississippi (255); 23. Dalva Allen, B, Houston (266); 24. Darryl Rogers, B, Fresno State (279); 25. Jimmy Orr, B, Clemson & Georgia (290); 26. Dick Blakely, B, Minnesota (303); 27. Clancy Osborne, E, Arizona State (314); 28. Bob Gudath, E, Compton Jr. Col., Cal. (327); 29. Dean Maas, C, Minnesota (338); 30. Lee Williams, B, Ohio State (351).

1958 Choices

1. Charles Horton, B, Vanderbilt (10); 2. Hugh Pitts, C-B, Texas Christian (2); 3. John Marshall, B, SMU (34); 4. Jim Carmichael, E, California (47); 5. Jess Whittenton, B, Texas Western (59); 6. Eddie Vincent, B, Iowa (71); 7. Jack Morris, B, Oregon (83); 8. George Boyer, LB, Florida State (95); 9. Maury Wolford, T, Louisville (107); 10. Charles Sticka, B, Trinity Col., Conn. (119); 11. Jim Decker, B, UCLA (131); 12. Em Lindbeck, B, Illinois (143); 13. Mike Norcia, B, Kent State (155); 14. Tommy Runnels, B, North Texas State (167); 15. Dick Shatte, B, Kentucky (179); 16. Arnie Pelluer, E, Washington State (191); 17. Jack Butler, T, Kentucky (203); 18. John Klotz, T, Penn. Military Col. (215); 19. Charles Dees, T, McNeese St. (227); 20. John Coyne, T, Chester State, Pa. (239); 21. Milton Robichaux, E, Trinity, Tex. (251); 22. Dick Fouts, E, Missouri (263); 23. Al Paulson, B, Washington State (275); 24. Sam Williams, DE, Michigan State (287); 25. Glen Tunning, G, Pittsburgh (299); 26. Hardiman Cureton, T, UCLA (311); 27. Roger Seisel, T, Miami (323); 28. John Morrow, T, Michigan (335); 29. Melvin Bates, B, Illinois (347); 30. Dick Kackmeister, C, Central Michigan (358).

1955 Choices

1. Larry Morris, C, Georgia Tech (6); 2. Cecil "Corky" Taylor, B, Kansas State (14); 3. Choice to N.Y. Giants; 4. Ed Fouch, T, USC (39); 5. Ed Kelley, B, Texas (54); 6. Tom Tharp, B, Alabama (66); 7. Frank Clayton, B, USC (78); 8. Billy Teas, B, Georgia Tech (90); 9. John Witte, T, Oregon State (102); 10. Claude Harland, E, Texas Tech (114); 11. Joe Ray, T, UCLA (126); 12. Jim Hanifan, E, California (138); 13. Dave Parkinson, B, Texas (150); 14. George Elliott, B, N.E. St., Okla. (162); 15. Robert Hoerning, B, St. Norbert (174); 16. Charles Coates, T, Tulane (186); 17. Gene Mitcham, E, Arizona State (198); 18. Clyde Sweeney, T, West Virginia (210); 19. John Davis, E, Miles College (222); 20. Jack Muldowney, T, Dayton & Mt. Union (234); 21. Jerome Cvengros, T, Wisconsin (246); 22. Ken Elmore, T, Texas Tech (258); 23. George Medved, T, Florida (270); 24. Bill Andrews, B, Trinity & Tyler Jr. Col. (282); 25. Ralph Cook, T, Wabash & Ball State (294); 26. Lou Hallow, C, Wake Forest (306); 27. Bruce Nevitt, C, Washington State (318); 28. James Hoffman, B, Ohio State & Cincinnati (330); 29. Bob Howe, B, Cincinnati (342); 30. K.C. Jones, DB, San Francisco (354).

1954 Choices

1. Ed Beatty, C, Mississippi (9); 2. Maurice Gilloz, T, Houston (21); 3. Henry Hair, E, Georgia Tech (33); 4. Norm Nygaard, B, San Diego State (45); 5. Art Hauser, T, Xavier (57); 6. Ken Panfil, T, Purdue (69); 7. Charley Weeks, T, USC (81); 8. George Black, E, Washington (93); 9. Alex Bravo, B, California Poly (105);

10. Joe Katchik, E, Notre Dame (117); 11. Duane Wardlow, T, Washington (129); 12. Jack Maultsby, T, North Carolina (141); 13. Sam Hensley, E, Georgia Tech (153); 14. Mitchell Johnson, B, Bishop Col., Tex. (165); 15. Ed Elliot, B, Richmond (177); 16. Roger Frey, T, Georgia (189); 17. Ed Wilhelm, G, Houston (201); 18. Stan Sheriff, G, California Poly (213); 19. Frank Givens, T, Georgia Tech (225); 20. Bob Dougherty, B, Cincinnati (237); 21. Jerry Cooper, T, West Virginia (249); 22. Ray Pacer, T, Purdue (261); 23. Don Marks, B, California (273); 24. Ed Brookman, T, West Virginia (285); 25. Dick Miller, B, Baldwin Wallace (297); 26. Glen Holtzman, T, North Texas State (309); 27. Entee Shine, E, Notre Dame (321); 28. Dick Mann, B, Western Reserve (333); 29. Dick Dietrick, E, Pittsburgh (345); 30. Frank Metzke, T, Marquette (357).

1953 Choices

1a. Ed Barker, E, Washington State; 1b. Donn Moomaw, LB, UCLA; 2. Rudy Bukich, B, USC; 3. Bob Fry, T, Kentucky; 4. Willie Roberts, E, Tulsa; 5. Tom Scott, E, Virginia; 6. Howie Waugh, B, Tulsa; 7. Bobby Reynolds, B, Nebraska; 8. Bob Morgan, T, Maryland; 9. Brad Myers, B, Bucknell; 10. Mick Lakos, B, Vanderbilt; 11. Jim Bailey, B, Miami, Ohio; 12. Chuck Doad, G, Notre Dame; 13. Andy Matto, T, Cincinnati; 14. Frank James, G, Houston; 15. Tom Carroll, B, Oklahoma; 16. Ben Deloe, T, Mississippi State; 17. Harland Sware, E, Washington State; 18. Lew James, T, Wabash, Ind.; 19. Jack Ellena, T, UCLA; 20. Bob Morford, B, College of Idaho; 21. Dick Gordon, T, Toledo; 22. George Porter, T, Southwest Texas St.; 23. Larry Willoughby, B, Fresno State; 24. Marlow Gudmundson, B, N. Dakota St.; 25. Ed Clemens, C, Dayton; 26. Louie Yourkowski, T, Washington; 27. Lou Welsh, C, USC; 28. Jim Murray, T, Montana; 29. Ray Lewis, E, Boise J.C., Idaho; 30. Fritz Phren, B, Col. of the Ozarks, Ark.

1952 Choices

1a. Bill Wade, B, Vanderbilt (Bonus Choice); 1b. Bob Carey, E, Michigan State (12); 2. Bob Griffin, T, Arkansas (24); 3. Dewey McConnell, E, Wyoming (36); 4. Volney "Skeet" Quintan, B, San Diego State (48); 5. Gordon Polofsky, B, Tennessee (60); 6. Jerrell Price, T, Texas Tech (72); 7. Burt Delaven, T, College of Pacific (84); 8. Tom McCormick, B, College of Pacific (96); 9. Byron Townsend, B, Texas (108); 10. Luke Welch, T, Baylor (120); 11. Sam Baker, B, Oregon State (132); 12. Jake Roberts, B, Tulsa (144); 13. Red Phillips, C, Texas Tech (156); 14. Joe Moss, T, Maryland (168); 15. Bill Hegarty, T, Villanova (180); 16. Bob Hooks, E, USC (192); 17. John Griggs, C, Kentucky (204); 18. Bob Dees, T, Southwest Missouri St. (216); 19. Harry Geldien, B, Wyoming (228); 20. Ed Weber, B, William & Mary (240); 21. Art Preston, B, San Diego State (252); 22. Joe Pahr, B, Illinois (264); 23. Don Green, T, Miami, Ohio (276); 24. Rich Keinhofer, G, St. Ambrose (Iowa) (288); 25. Len Teeuws, T, Michigan State (300); 26. Frank Fuller, T, Kentucky (312); 27. Hugh Meyer, C, Texas A&M (324); 28. Granville Hart, B, Mississippi Southern (336); 29. Gerry Perry, T, California (348).

1951 Choices

1. Bud McFadin, G, Texas (10); 2. Herb Rich, B, Vanderbilt (23); 3. Charley Toogood, T, Nebraska (34); 4. George Kinek, B, Tulane (46); 5. Tony Momsen, C, Michigan (59); 6. Norb Hecker, E, Baldwin Wallace (70); 7. Alan Egler, B, Colgate (82); 8. Hugo Primiani, T, Boston Univ. (95); 9. Nolan Lang, B, Oklahoma (106); 10. Roland Kirby, B, Washington (118); 11. John Natyshak, B, Tampa Univ. (131); 12. Don Hardey, B, College of Pacific (142); 13. Joe Reid, C, LSU (154); 14. Rob McCoy, B, Georgia Tech (167); 15. Odie Posey, B, Southern Univ. (178); 16. Bill Robertson, E, Memphis State (190); 17. Hal Riley, E, Baylor (203); 18. Dick Daugherty, G, Oregon (214); 19. Andy Robustelli, E, Arnold, Conn. (226); 20. Jim Nutter, E, Wichita (239); 21. Earl Stelle, B, Oregon (250); 22. Billy Baggett, B, LSU (262); 23. Dean Thomas, T, Michigan State (275); 24. Harry Abeltin, T, Colgate (286); 25. Jackie Calvurt, T, Clemson (298); 26. Howie Ruetz, T, Loras College, Iowa (311); 27. Al Brosky, B, Illinois (322); 28. Sterling Wingo, B, VPI (334); 29. Earl Jackson, B, Texas Tech (347); 30. Alvin Hanley, B, Kentucky State (358).

1950 Choices

1. Stan West, G, Oklahoma (11); 2. Bob Fuchs, G, Missouri (63); 3. Don Murray, T, Penn State (37); 4. Ben Proctor, E, Texas (50); 5. Dick McKissack, B, SMU (63); 6. Orville Langrell, T, Oklahoma City Univ. (76); 7. Cliff Coggin, E, Mississippi Southern (89); 8. Woodley Lewis, B, Oregon (102); 9. Les Cowan, E, McMurry State, Tex. (115); 10. Jay Van Noy, B, Utah State (128); 11. Fred Stuvek, G, West Virginia (141); 12. John Lunney, G, Arkansas (154); 13. Tom Hinbigler, B, College of Idaho (167); 14. Bill

Trautwein, T, Ohio State (180); 15. Dave Stephenson, C, West Virginia (193); 16. Jim Maloney, E, Fordham (205); 17. Harry Haugold, T, Rensselaer Poly, N.Y. (219); 18. Bobby Collier, T, SMU (232); 19. John Smith, E, Arizona (245); 20. Bill Young, B, Hillsdale, Mich. (258); 21. Bill Klein, E, Hanover, Ind. (271); 22. Doug Barber, B, Dakota Wesleyan (284); 23. Jim Bird, T, USC (297); 24. Joe Joiner, E, Austin College, Tex. (310); 25. Dan Towler, B, Washington & Jefferson (323); 26. Otto Haldy, T, Mankato State (336); 27. Hal Kilman, T, TCU (349); 28. Junior Morgan, E, San Jose State (362); 29. Bob Hack, E, Pacific (375); 30. Bill Lange, G, Dayton (388).

1949 Choices

1. Bobby Thomason, B, VMI; 2. George Sims, B, Baylor; 3. Jim Winkler, T, Texas A&M; 4. Norm Van Brocklin, QB, Oregon; 5. Earl Howell, B, Mississippi; 6. Charles Reynolds, B, Texas Tech; 7. John Baker, G, California; 8. John Waldrum, G, Sal Ross State, Tex.; 9. Johnny Smith, E, Arizona; 10. Max Minnich, B, Bowling Green; 11. Jim Cozad, T, Iowa; 12. Bill Renna, G, Santa Clara; 13. Paul Barry, B, Tulsa; 14. Ed Carmichael, T, Oregon State; 15. J.C. Dodd, B, Sal-Ross State, Tex.; 16. Joe Morgan, G, Mississippi Southern; 17. Dick Sheffield, E, Tulane; 18. Hillary Chollet, B, Cornell; 19. Joe Leonard, T, Virginia; 20. Lloyd Eisenberg, T, Duke; 21. George Teufel, B, Lock Haven St., Penn.; 22. Ed Hamilton, E, Arkansas; 23. Walt Kersulis, E, Illinois; 24. Fred Klenenok, B, San Francisco; 25. Clay Matthews, T, Georgia Tech.

1948 Choices

1. Choice to Detroit; 2. Tom Keane, B, West Virginia; 3. Bruce Bailey, B, Virginia; 4. George Grimes, B, Virginia; 5. Noel Cudd, T, West Texas State; 6. Bob Alker, B, Colorado Mines; 7. Mike Graham, B, Cincinnati; 8. Glenn Johnson, T, Arizona State; 9. Johnny Zisch, E, Colorado; 10. Atherton Phleger, T, Stanford; 11. Bob Heck, E, Purdue; 12. Bill Schroll, B, LSU; 13. Bob Dement, T, Mississippi Southern; 14. Charley Schoenherr, B, Wheaton; 15. Larry Brink, E, Northern Illinois; 16. Bill O'Conner, G, Notre Dame; 17. Bill Nelson, B, Montana State; 18. Jim Reis, T, North Carolina State; 19. Ray Borneman, B, Texas; 20. Ray Yagiello, T, Catawba; 21. John Pesek, E, Nebraska; 22. Charlie Deautremont, B, So. Oregon; 23. Bob Levenhagen, G, Washington; 24. Leon Cooper, T, Hardin-Simmons & Albright; 25. Jim Wade, B, Oklahoma City University; 26. Ken Sinofsky, G, Nevada; 27. Bobby Jack Stuart, B, Tulsa & Army; 28. Hilliard Grim, E, Arizona; 29. Tony Kunkiewicz, B, Trinity, Conn.; 30. Bill Taylor, R, Rice.

1947 Choices

1. Herman Wedemeyer, B, St. Mary's (8); 2. Don Paul, C, UCLA (20); 3. Gordon Gray, B, Southern California (32); 4. Paul Evenson, T, Oregon State (42); 5. Bill Smyth, T, Cincinnati (52); 6. Bill McGovern, C, Washington (62); 7. Max Partin, B, Tennessee (72); 8. Carl Samuelson, T, Nebraska (82); 9. Russ Stegar, B, Illinois (92); 10. Dante Lavelli, E, Ohio State (102); 11. Mike Dimitro, G, UCLA (112); 12. John Kissell, T, Boston College (122); 13. George Fuchs, B, Wisconsin (132); 14. Ralph Chubb, B, Michigan (142); 15. Don Hardy, E, Southern California (152); 16. Ed Champagne, T, LSU (162); 17. Jimmy Dewar, B, Indiana (172); 18. Bernie Rieges, B, UCLA (182); 19. Leon McLaughlin, C, UCLA (192); 20. Charley Elliott, T, Oregon (202); 21. Lou Levanti, C, Illinois (212); 22. J.D. Cheek, T, Oklahoma A&M (222); 23. Bob Dal Porto, B, California (232); 24. Gene Standefer, B, Texas Tech (242); 25. Bob David, B, Villanova (252); 26. Jim Hunnicutt, B, South Carolina (262); 27. John Comer, B, Holy Cross (272); 28. Dean Hall, G, Ohio State (282); 29. Jim Atwell, B, South Carolina (290); 30. Bob Prymski, G, Illinois (298).

1946 Choices

1. Emil Sitko, B, Notre Dame (10); 2. Don Samuel, B, Oregon State (20); 3. Don Paul, C, UCLA (30); 4. Newell Oestreich, B, California (40); 5. Lafayette King, E, Georgia (50); 6. Joe Waisler, B, Ohio State (60); 7. Mike Schumchyk, G, Arkansas (70); 8. Joe Signaigo, G, Notre Dame (80); 9. Tom Phillips, B, Ohio State (90); 10. Ted Strojny, T, Holy Cross (100); 11. George Strohmeier, C, Notre Dame & Texas A&M (110); 12. Bob Palladino, B, Notre Dame (120); 13. Dick Lorenz, E, Oregon State (130); 14. Larry Bouley, B, Boston College & Georgia (140); 15. Gasper Urban, G, Notre Dame (150); 16. Bob Wise, C, Colorado & Nevada (160); 17. Jerry Ford, B, Notre Dame (170); 18. Rob Albrecht, B, Dartmouth & Marquette (180); 19. Cliff Lewis, B, Duke (190); 20. Bob Richardson, T, Marquette (200); 21. Derald Lebow, B, Oklahoma (210); 22. Bill Lippincott, B, Washington State (220); 23. Kay Jamison, E, Florida (230); 24. D.J. Gambrell, C, Alabama (240); 25. Joe Dickey, B, Kansas & Colorado (250); 26. Marty Grievas, E, San Francisco (260); 27. J. Parrin, T, Southern California (270); 28. Frank Plant, C, Georgia (280); 29. Dale Cowan, T, Kansas State (290); 30. Johnny West, B, Oklahoma (300).

ALL-TIME ROSTER



ASSISTANT COACHES

Allen, George, 1957
Aliotti, Nick, 1995-96
Alsman, Ed, 1974-75
Andersen, Foster, 1978
Austin, Bill, 1965
Baker, Bob, 1983-84
Battles, Bill, 1953-54
Bennett, Leeman, 1973-76
Bettis, Tom, 1991
Brooks, Larry, 1983-90
Brooks, Rich, 1971-72
Brown, Steve, 1995
Campbell, Marion, 1967-68
Carson, Bud, 1978-81
Catlin, Tom, 1966-77
Clausen, Chris, 1992-96
Coley, Max, 1978
Cory, Dick, 1986-90
Cromwell, Nolan, 1991
Crow, Lindon, 1963
David, Jim, 1960-62
Dixon, Hewritt, 1980-81
Doll, Don, 1965
Dowler, Boyd, 1970
Durdin, Earnel, 1971-72
Dyer, George, 1992-94
Erber, Lew, 1985-86
Erkenbeck, Jim, 1992-94
Evans, Clyde, 1978-82
Faulkner, Jack, 1955-59, 1973-79
Fears, Tom, 1960-61
Fisher, Jeff, 1991
Gaines, Greg, 1993-94
Greatwood, Steve, 1995-96
Giemont, Garrett, 1990-91
Gigantino, Artie, 1987-90
Goux, Marv, 1983-91
Hadl, John, 1982
Hall, Sid, 1971-72
Harris, Chick, 1992-94
Haskell, Gil, 1983-91
Hein, Mel, 1950
Heinrich, Don, 1963-64
Hickey, Howard (Red), 1950-54
Hickman, Bill, 1978-80
Houck, Hudson, 1983-91
Jackson, Milt, 1992-93
Jones, Ronnie, 1991
Knox, Chuck Jr., 1993-94
Lanham, Paul, 1978-82
Lauterbur, Frank, 1978-81
Levy, Marv, 1970
Linskog, Vic, 1960-62
Madro, Joe, 1955-59
Malavasi, Ray, 1973-78
Marchibroda, Ted, 1966-70
Martz, Mike, 1993-96
McKittrick, Bobb, 1971-72
McLaughlin, Leon, 1971-72

Meyer, Ken, 1973-76
Moore, Steve, 1994
Patera, Jack, 1963-66
Pattera, Herb, 1980-82
Paul, Don, 1959-61
Penaranda, Jairo, 1990
Perry, Rod, 1992-94
Pitts, Elijah, 1974-77
Pollard, Don (Deek), 1995
Pool, Hampton, 1950-54, 1960-62
Prochaska, Ray, 1966-70, 1973-77
Radakovich, Dan, 1979-81, 1995
Ramsdell, John, 1995-96
Rapp, Vic, 1984
Raye, Jimmy, 1983-84, 1991
Reilly, Jack, 1995-96
Richards, Ray, 1951-52
Ringo, Jim, 1982
Roland, Johnny, 1995-96
Rymkus, Lou, 1958
Sauer, John, 1953-54
Schnelker, Bob, 1963-65
Schnellenberger, Howard, 1966-69
Schwenk, Vic, 1964-65
Selcer, Dick, 1992-96
Sevier, Wayne, 1994-95
Shafer, Steve, Utah State, 1983-90
Shaw, Willie, 1995-96
Shelton, Clarence, 1991
Shurmur, Fritz, 1982-90
Simmons, Warren, 1994
Snow, Jack, 1982
Snyder, Bob, 1946, 1948-49
Snyder, Bruce, 1983-86
Stephenson, Kay, 1977
Storm, Lowell, 1955-57
Stydahar, Joe, 1947-49
Sullivan, Joe, 1966-70
Summerall, Pat, 1963
Swiacki, Bill, 1958
Taylor, Lionel, 1977-81
Teerlinck, John, 1991
Thomas, Joe, 1955-56
Tippett, Howard, 1992-93
Tollner, Ted, 1992-93
Torgeson, LaVern, 1969-70, 1978-80
Trafton, George, 1946-49
Turner, Norval, 1985-90
Vecchiarella, Jim, 1981-82
Vermeil, Dick, 1969, 1971-73
Vitt, Joe, 1992-94
Voris, Dick, 1954
Wagstaff, Jim, 1973-77
Waller, Charlie, 1978
Waterfield, Bob, 1958
Weaver, Larrye, 1971-72
Weaver, Ralph, 1954
Whittingham, Fred, 1982-90
Wietcha, Ray, 1963-64
Zampese, Ernie, 1987-93

PLAYERS

(Jersey numbers in left column)

87	Adams, John, TE, Cal-State L.A., 1963	21	Boykin, Deral, S, Louisville, 1993
3	Agajanian, Ben, K, New Mexico, 1953	83	Braatz, Tom, E, Marquette, 1958
30	Agler, Bob, RB, Otterbein, 1948-49	16	Bracken, Don, P, Michigan, 1992-93
35	Alexander, Kermit, DB, UCLA, 1970-71	79	Bradshaw, Charlie, T, Baylor, 1958-60
39	Alexander, Robert, RB, West Virginia, 1982-83	90	Brady, Ed, LB, Illinois, 1984
25	Allen, Duane, E, Santa Ana JC, 1961-64	95	Brady, Jeff, LB, Kentucky, 1993
79	Anderson, Bruce, DE, Williamette, 1966	48	Brady, Rickey, TE, Oklahoma, 1994
83	Anderson, Willie, WR, UCLA, 1988-94	88	Brantley, Chris, WR, Rutgers, 1994
52	Andrews, George, LB, Nebraska, 1979-85	12	Bratkowski, Zeke, QB, Georgia, 1961-63
52	Anno, Sam, LB, USC, 1987	21	Bravo, Alex, DB, Cal Poly SLO, 1957-58
26	Arnett, Jon, RB, USC, 1957-63	53	Breen, Gene, LB, Virginia Tech, 1967-68
84	Arnold, Walt, TE, New Mexico, 1980-81	63/83	Brink, Larry, DE, No. Illinois State, 1948-53
87	Ashe, Richard, TE, Humboldt State, 1990	80	Brito, Gene, DE, Loyola (L.A.), 1959-60
75/77	Ashmore, Darryl, T, Northwestern, 1993-96	17	Britt, Charley, DB, Georgia, 1960-63
27	Atkins, Pervis, RB, New Mexico State, 1961-63	5	Brock, Dieter, QB, Jacksonville State, 1985
90	Aupiu, David, LB, Brigham Young, 1987	90	Brooks, Larry, DT, Va. St.-Petersburg, 1972-82
		61	Brostek, Bern, C, Washington, 1990-95
		76	Brown, Bob, T, Nebraska, 1969-70
		25	Brown, Eddie, S, Tennessee, 1978-79
79	Bacon, Coy, DT, Jackson State, 1968-72	81	Brown, Fred, LB, Miami (Fla.), 1965
00	Bagarus, Steve, RB, Notre Dame, 1947	92	Brown, Richard, LB, San Diego State, 1987, 1989
21/20	Bailey, Johnny, RB, Texas A&I, 1994-95	78	Brown, Roger, DT, Maryland State, 1967-69
28	Bailey, Robert, CB, Miami (Fla.), 1991-94	89/81	Brown, Ron, WR, Arizona State, 1984-89, 1991
62	Bain, Bill, G, USC, 1979-85	42	Brown, Willie, E/RB, USC, 1964-65
83	Baker, Donnell, WR, Southern (B.R.), 1996	80	Bruce, Isaac, WR, Memphis State, 1994-96
78/74	Baker, John, DT, No. Carolina College, 1958-61	59	Brudzinski, Bob, LB, Ohio State, 1977-80
15	Baker, Terry, QB/RB, Oregon State, 1963-65	38	Brunej, Fred, DB, Ohio State, 1958
35	Baker, Tony, RB, Oregon State, 1973-74	32	Bryant, Cullen, DB/RB, Colorado, 1973-82, 1987
12	Banks, Tony, QB, Michigan State, 1996	89	Buchanan, Richard, WR, Northwestern, 1993-94
33	Banta, Jack, RB, USC, 1946-48	45	Budka, Frank, DB, Notre Dame, 1964
89/86	Barber, Mike, TE, Louisiana Tech, 1982-85	10	Bukich, Rudy, QB, USC 1953-56
96	Barnett, Doug, DE, Azusa Pacific, 1982-83	11	Burke, Mike, P, Miami (Fla.), 1974
16	Barr, Dave, QB, California, 1995	51	Burman, George, C/G, Northwestern, 1967-70
9	Barry, Paul, RB, Tulsa, 1950-52	25	Burroughs, Don, DB, Colorado A&M, 1955-59
10	Bartkowski, Steve, QB, California, 1986	51	Bush, Blair, C, Washington, 1992-94
22	Bass, Dick, RB, Pacific, 1960-69	52	Busick, Steve, LB, USC, 1986
81	Battle, Ron, TE, North Texas State, 1981-82	59	Butcher, Paul, LB, Wayne State, 1989-92
84	Baty, Greg, TE, Stanford, 1987	77	Buzin, Rich, T, Penn State, 1971
55	Baughan, Maxie, LB, Georgia Tech, 1966-70	23	Byrd, Cam, LB, USC, 1965
12	Beathard, Pete, QB, USC, 1972		
79	Becker, Kurt, G, Michigan, 1989	70	Cahill, Dave, DT, Northern Arizona, 1967
71	Belin, Chuck, G, Wisconsin, 1993-96	31	Cain, Lynn, RB, USC, 1985
42	Bell, Greg, RB, Notre Dame, 1987-89	3	Camarillo, Rich, P, Washington, 1988
49	Benton, Jim, E, Arkansas, 1938-42, 1944, 1946-47	22	Cappelletti, John, RB, Penn State, 1974-78
42	Berry, Latin, CB, Oregon, 1990	89/88	Carey, Bob, E, Michigan State, 1952, 1954, 1956
45	Bertelsen, Jim, RB, Texas, 1972-76	18	Carney, John, K, Notre Dame, 1990
68	Bethune, George, LB, Alabama, 1989-90	63/70	Carollo, Joe, T, Notre Dame, 1962-68, 1971
36	Bettis, Jerome, RB, Notre Dame, 1993-95	38	Carpenter, Rob, RB, Miami (Ohio), 1986
4	Biasucci, Dean, K, Western Carolina, 1995	17	Carrell, Duane, P, Florida State, 1975
86	Bighead, Jack, E, Pepperdine, 1955	54	Carson, Howard, LB, Howard Payne, 1981-83
65	Bishop, Richard, NT, Louisville, 1983	93	Carter, Kevin, DE, Florida, 1995-96
34	Bleeker, Mel, RB, USC, 1947	88	Carter, Pat, TE, Florida State, 1989-93, 1995
78	Boeke, Jim, T, Heidelberg, 1960-63	25	Casey, Bernie, WR, Bowling Green, 1967-68
73	Bolinger, Russ, G, Long Beach State, 1983-85	89	Cash, Rick, DE, Northeast Missouri, 1969-70
91	Borland, Kyle, LB, Wisconsin, 1987	79	Casner, Ken, T, Baylor, 1952
33	Bostic, James, RB, Auburn, 1994	41	Cason, Jim, DB, LSU, 1955-56
66	Boutley, Gil, T, Boston College, 1946-50	23	Casteta, Jesse, DB, McNeese State, 1956-57
96	Boutte, Marc, DT, LSU, 1992-93	41	Celotto, Mario, LB, USC, 1981
30	Bowers, Bill, DB, USC, 1954	17	Chandler, Chris, QB, Washington, 1994
70	Boudreaux, Frank, DE, Northwestern, 1993	89	Chadwick, Jeff, WR, Grand Valley St., 1992
80/82	Boyd, Bob, E, Loyola (L.A.), 1950-57	86	Champagne, Ed, T, LSU, 1947-50

- 10 Chapple, Dave, P, UC Santa Barbara, 1972-74
79 Charles, Mike, DT, Syracuse, 1991
83 Childs, Henry, TE, Kansas State, 1981
62 Chuy, Don, G, Clemson, 1963-68
44 Clark, Al, CB, Eastern Michigan, 1972-75
94 Clark, Dan, LB, San Jose State, 1987
92 Clark, Greg, LB, Arizona State, 1990
13 Clark, Ken, P, St. Mary's (N.S.), 1979
84 Clarke, Leon, E, USC, 1956-59
81 Clay, Hayward, TE, Texas A&M, 1996
97 Cobb, Bob, DE, Arizona, 1981
27 Collier, Bob, T, SMU, 1951
54 Collins, Brett, LB, Washington, 1993
50 Collins, Jim, LB, Syracuse, 1982-88
42 Collins, Kirk, CB, Baylor, 1982-83
56 Conlan, Shane, LB, Penn State, 1993-95
45/84 Conwell, Ernie, TE, Washington, 1996
47 Cook, Marv, TE, Iowa, 1995
51 Cordileone, Lou, LB, Clemson, 1962
25 Corn, Joe, RB, No College, 1948
3 Corral, Frank, K/P, UCLA, 1978-81
36 Cothren, Paige, K, Mississippi, 1957-58
73 Cowan, Charlie, T, New Mex. Highlands, 1961-75
9 Cowhig, Jerry, RB, Notre Dame, 1947-49
70 Cowlings, Al, DE, USC, 1975, 1977
84 Cox, Aaron, WR, Arizona State, 1988-92
72 Cox, Tom, C, USC, 1987
43 Coyle, Ross, DB, Oklahoma, 1961
49 Crabb, Claude, DB, Colorado, 1966-68
20 Crawford, Keith, DB/WR, Howard Payne, 1996
94 Crews, Terry, LB, Western Michigan, 1991
21 Cromwell, Nolan, S, Kansas, 1977-87
25 Crooms, Chris, S, Texas A&M, 1992
73/57 Cross, Bobby, T, Kilgore JC, 1954-55
27 Cross, Irv, DB, Northwestern, 1966-68
28 Croudip, David, CB, San Diego State, 1984
41 Crow, Lindon, DB, USC, 1961-64
45 Crutchfield, Dwayne, RB, Iowa State, 1984
88 Curran, Pat, TE/RB, Lakeland, 1969-74
58 Currie, Dan, LB, Michigan State, 1965-66
40 Curriuan, Don, DE, Boston College, 1948-49
55 Curry, Bill, C, Georgia Tech, 1974
- 21 Dahms, Tom, T, San Diego State, 1951-54
81 Dale, Carroll, E, VPI, 1960-64
46 Daniel, Willie, DB, Mississippi State, 1967-69
54/67/50 Daugherty, Dick, LB, Oregon, 1951-58
77 David, Bob, G, Villanova, 1947-48
23 Davis, Anthony, RB, USC, 1978
29 Davis, Dexter, CB, Clemson, 1993-95
41 Davis, Glenn, RB, Army, 1950-51
55 Davis, Paschall, LB, Texas A&M, 1955-96
67 Davis, Roger, G, Syracuse, 1964
84 Dean, Hal, G, Ohio State, 1947-49
50 DeFruiter, Bob, NT, Nebraska, 1948
70 DeJurnett, Charles, DT, San Jose State, 1982-86
41 Delaney, Jeff, S, Pittsburgh, 1980
55 DeLauer, Bob, C, USC, 1948
39 Delpino, Robert, FB, Missouri, 1988-92
55 DeMarco, Bob, C, Dayton, 1975
10 Dempsey, Tom, K, Palomar JC, 1975-76
- 88 Dennard, Preston, WR, New Mexico, 1978-83
43 Dennis, Mike, RB, Mississippi, 1968-69
53 DiBernardo, Rick, LB, Notre Dame, 1987
29 Dickerson, Eric, RB, SMU, 1983-87
71 Dickson, Paul, T, Baylor, 1959
8 Dils, Steve, QB, Stanford, 1984-87, 1989
48 Doll, Don, DB, USC, 1954
46 Dorn, Torin, CB, North Carolina, 1995-96
71 Doss, Reggie, DE, Hampton Institute, 1978-87
57 Dougherty, Bob, LB, Kentucky, 1957
37 Drake, Bill, DB, Oregon, 1973-74
84 Drayton, Troy, TE, Penn State, 1993-96
89 Dryer, Fred, DE, San Diego State, 1972-81
82 Duckworth, Bobby, WR, Arkansas, 1985-86
66 Dunstan, Bill, DT, Utah State, 1979
22 Dupree, Marcus, RB, So. Mississippi, 1990-91
29 Dwyer, Jack, DB, Loyola (L.A.), 1952-54
35 Dyer, Henry, RB, Grambling, 1966-68
- 43 Eason, Roger, G, Oklahoma, 1946-48
75 Eatman, Irv, T, UCLA, 1993
95 Edwards, Dennis, DE, USC, 1987
67 Edwards, Ronald, G, North Carolina A&T, 1994
46 Edwards, Herman, CB, San Diego State, 1986
55 Ekern, Carl, LB, San Jose State, 1976-88
80 Ellard, Henry, WR, Fresno State, 1983-93
60 Ellena, Jack, MG, UCLA, 1955-56
44 Eilersick, Don, DB, Washington State, 1960
28 Ellis, Ken, CB, Southern, 1979
33 Ellison, Willie, RB, Texas Southern, 1967-72
42 Elmendorf, Dave, DB, Texas A&M, 1971-79
87 Embree, Jon, TE, Colorado, 1987-88
8 English, Keith, P, Colorado, 1990
11 Evans, Donald, FB, Winston-Salem State, 1987
37 Everett, Jim, QB, Purdue, 1984-93
82 Evey, Dick, DT, Tennessee, 1970
37 Ezernis, Vilnis, RB, Whitewater State, 1968
- 89 Faison, Derrick, WR, Howard, 1990
79 Fanning, Mike, DT, Notre Dame, 1975-82
79 Fanning, Stan, DE, Idaho, 1963
84 Farmer, George, WR, Southern, 1982-84
46 Farmer, Tom, RB, Iowa, 1946
75 Farr, D'Marco, DT, Washington, 1994-96
34 Farr Jr., Mel, RB, UCLA, 1989
51 Faryniarz, Brett, LB, San Diego State, 1988-91
88 Faulkner, Chris, TE, Florida, 1984
55/80 Fawcett, Jake, T, SMU 1946
15 Fears, Tom, E, UCLA, 1948-56
80 Ferragamo, Vince, QB, Nebraska, 1977-80, 1982-84
68 Ferris, Neil, DB, Loyola (L.A.), 1953
53 Fichtel, Brad, G, Eastern Illinois, 1994
88 Figaro, Cedric, LB, Notre Dame, 1995-96
68 Finch, Karl, E, Cal Poly Pomona, 1962
68 Finlay, Jack, G, UCLA, 1947-51
68 Fournet, Sid, DT, LSU, 1955-56
78 Fox, Tim, S, Ohio State, 1985-86
47 France, Doug, T, Ohio State, 1975-81
35 Francis, Jon, RB, Boise State, 1987
81 Franckhauser, Tom, DB, Purdue, 1959
75 Fry, Bob, T, Kentucky, 1953-59

- 71 Fuller, Frank, DT, Kentucky, 1953-58
 4 Fuller, Steve, QB, Clemson, 1983
 68 Fulton, Ed, G, Maryland, 1978
- 18 Gabriel, Roman, QB, No. Carolina State, 1962-72
 70 Gandy, Wayne, T, Auburn, 1994-96
 43 Gary, Cleveland, RB, Miami (Fla.), 1989-93
 54 Gaskins, Percell, LB, Kansas State, 1996
 36 Geddes, Ken, LB, Nebraska, 1971-75
 18 Gehrke, Fred, RB, Utah, 1946-49
 61 George, Bill, LB, Wake Forest, 1966
 75 Gibson, Tom, DE, Northern Arizona, 1991
 89 Gilbert, Lewis, TE, Florida, 1981
 90 Gilbert, Sean, DT, Pittsburgh, 1992-95
 30 Gill, Owen, RB, Iowa, 1987
 79 Goetz, Leo, G, Hawaii, 1993-96
 63 Goebel, Hank, T, Cal State Fullerton, 1987
 5 Gordon, Dick, WR, Michigan State, 1972-73
 30 Gossett, Bruce, K, Richmond, 1964-69
 82 Grant, Otis, WR, Michigan State, 1983-84
 73 Gravelle, Gordon, T, BYU, 1979
 25 Gray, Jerry, CB, Texas, 1985-91
 27 Green, Gary, CB, Baylor, 1984-85
 44 Green, Gaston, RB, UCLA, 1988-90
 30 Green, Harold, RB, South Carolina, 1996
 91 Greene, Kevin, LB, Auburn, 1985-92
 46 Gremminger, Hank, DB, Baylor, 1966
 76 Grier, Roosevelt, DT, Penn State, 1963-66
 58 Griffin, Bob, C, Arkansas, 1953-57
 42 Griffin, Courtney, CB, Fresno State, 1992-93
 45 Griffin, John, DB, Memphis State, 1963
 30 Griffith, Howard, RB, Illinois, 1993-94
 68 Gruttadauria, Mike, C, Central Florida, 1996
 80 Guillory, Anthony, LB, Lamar Tech, 1965, 1967-68
 44 Guman, Mike, RB, Penn State, 1980-88
 60 Guzik, John, LB, Pittsburgh, 1959-60
- 11 Haden, Pat, QB, USC, 1976-81
 21 Hadl, John, QB, Kansas, 1973-74
 46 Hall, Alvin, DB, No College, 1961-63
 Hall, Darryl, CB, San Diego State, 1987
 Halliday, Jack, DT, SMU, 1951
 36 Halverson, Dean, LB, Washington, 1968, 1972
 56 Hamilton, Ray, E, Arkansas, 1946-47
 14 Harding, Roger, C, California, 1946
 21 Hardy, Jim, QB, USC, 1946-48
 47 Hargain, Tony, WR, Oregon, 1993
 98 Harmon, Tom, RB, Michigan, 1946-47
 60 Harrah, Dennis, G, Miami (Fla.), 1975-87
 34 Harris, Derrick, RB, Miami (Fla.), 1996
 26 Harris, Eric, DB, Memphis State, 1983-85
 12 Harris, James, QB, Grambling, 1973-76
 99 Harris, James, DE, Temple, 1996
 44 Harris, Jim, DB, Oklahoma, 1958
 51 Harris, Joe, LB, Georgia Tech, 1979-81
 60 Harris, Marv, LB, Stanford, 1964
 68 Harrison, Dennis, DE, Vanderbilt, 1985
 22 Harry, Emile, WR, Stanford, 1992
 3 Hatcher, Dale, P, Clemson, 1985-89., 1991
 65 Hauser, Art, DT, Xavier, 1954-57
 70 Hawkins, Bill, DT, Miami (Fla.), 1989-92
- 93 Hayes, Eric, DT, Florida State, 1992
 31 Hayes, Larry, C, Vanderbilt, 1962-63
 23 Haymond, Alvin, DB, Southern, 1969-71
 22 Haynes, Hall, DB, Santa Clara, 1954-56
 20 Heckard, Steve, E, Davidson, 1965-66
 48 Hecker, Bob, DB, Baldwin Wallace, 1952
 88 Hecker, Norb, DB, Baldwin Wallace, 1951-53
 62 Hector, Willie, T, Pacific, 1961
 9 Helton, Barry, P, Colorado, 1991
 24 Henderson, Wymon, CB, UNLV, 1993-94
 20 Henley, Darryl, CB, UCLA, 1989-94
 82 Henry, Bernard, WR, Arizona State, 1987
 53 Henry, Mike, LB, USC, 1962-64
 67 Henry, Urban, DT, Georgia Tech, 1961
 9 Herrmann, Mark, QB, Purdue, 1988-89
 86 Hester, Jessie, WR, Florida State, 1994-95
 53 Hickey, Howard, E, Arkansas, 1946-48
 28/23 Hicks, Clifford, CB, Oregon, 1987-90
 81 Hicks, Victor, TE, Oklahoma, 1980
 81 Hill, David, TE, Texas A&I, 1983-87
 87 Hill, Drew, WR, Georgia Tech, 1979-84
 24 Hill, Eddie, RB, Memphis State, 1979-80
 72 Hill, Kent, G, Georgia Tech, 1979-86
 73 Hill, Winston, T, Texas Southern, 1977
 40 Hirsch, Elroy, E/RB, Wisconsin, 1949-57
 63 Hock, John, G, Santa Clara, 1953-57
 31 Hoerner, Dick, RB, Iowa, 1947-51
 16 Hoffman, Bob, RB, USC, 1946-48
 46 Holladay, Bob, RB, Tulsa, 1956
 31 Holliday, Marcus, RB, Memphis, 1996
 81 Holohan, Pete, TE, Notre Dame, 1988-90
 45 Holovac, Mike, RB, Boston College, 1946
 Holtzman, Glenn, T, North Texas State, 1955-58
 57 Homco, Thomas, LB, Northwestern, 1993-96
 96 Hope, Neil, LB, USC, 1987
 64 Hord, Roy, G, Duke, 1960-62
 63 Horton, Greg, G, Colorado, 1976-78, 1980
 12 Horvath, Les, RB, Ohio State, 1947-48
 83 House, Kevin, WR, Southern Illinois, 1986-87
 63 Houser, John, C/G, Redlands, 1957-59
 50 Howard, Dana, LB, Illinois, 1995
 21 Howard, Gene, DB, Langston, 1971-72
 46 Hubbell, Frank, DE/TE, Tennessee, 1947-49
 6 Huerta, Carlos, K, Miami (Fla.), 1996
 20 Huffman, Dick, T, Tennessee, 1947-50
 48 Hughes, Ed, DB, Tulsa, 1954-55
 49 Humphrey, Bobby, CB, New Mexico State, 1990
 10 Humphrey, Buddy, QB, Baylor, 1959-60
 56 Hunter, Art, C, Notre Dame, 1960-64
 87 Hunter, Tony, TE, Notre Dame, 1985-86
- 49 Iglehart, Floyd, DB, Wiley, 1958
 8 Iman, Ken, C, Southeast Missouri State, 1965-74
 47 Irvin, LeRoy, CB, Kansas, 1980-89
 31 Israel, Steve, CB, Pittsburgh, 1992-94
- 31 Jackson, Alfred, CB, San Diego State, 1989-90
 29 Jackson, Harold, WR, Jackson St., 1968, 1973-77
 36 Jackson, Kirby, CB, Mississippi State, 1987
 28 Jackson, Monte, CB, San Diego State, 1975-77
 9 Jackson, Rusty, P, LSU, 1976

- 69 James, Jesse, C, Mississippi State, 1995-96
67 Janerette, Charlie, G, Penn State, 1960
16 Jaworski, Ron, QB, Youngstown St., 1974-76
51 Jenkins, Carlos, Michigan State, 1995-96
72 Jenkins (Cox), Robert, T, UCLA, 1987-93
59 Jerue, Mark, LB, Washington, 1983-89
81 Jessie, Ron, WR, Kansas, 1975-79
77 Jeter, Gary, DE, USC, 1983-88
57 Jobko, Bill, LB, Ohio State, 1958-62
43 Jodat, Jim, RB, Carthage, 1977-79
88 Johns, Freeman, WR, SMU, 1976-77
8 Johnson, Clyde, T, Kentucky, 1946-47
20 Johnson, Damone, TE, Cal Poly SLO, 1986-92
46 Johnson, Holbert, CB, New Mexico State, 1987
20 Johnson, Johnnie, S, Texas, 1980-89
27 Johnson, Marvin, DB, San Jose State, 1951-52
70 Johnson, Mitch, T, UCLA, 1969-70
89 Johnson, Samuel, WR, Prairie View A&M, 1987
24 Jones, A.J., RB, Texas, 1982-85
17 Jones, Bert, QB, LSU, 1982
72 Jones, Clarence, T, Maryland, 1994-95
76 Jones, Cody, DT, San Jose St., 1974-78, 1980-82
75 Jones, David, DE, South Carolina State, 1961-71
86 Jones, Ernie, WR, Indiana, 1993
25 Jones, Gordon, WR, Pittsburgh, 1983-84
98 Jones, Jimmie, DT, Miami (Fla.), 1994-96
37 Jones, Jimmy, RB, Washington, 1958
55 Jones, Robert, LB, East Carolina, 1996
31 Jordan, Jeff, RB, Washington, 1970
34 Josephson, Les, RB, Augustana, 1964-67, 1969-74
29 Justin, Sid, CB, Long Beach State, 1979
- 92 Kalafat, Jim, LB, Montana State, 1987
24 Kalmanir, Tom, RB, Nevada, 1949-51
46 Kamana, John, RB, USC, 1984
71 Karras, Ted, G, Indiana, 1966
31 Karrivacz, Carl, DB, Syracuse, 1959-60
52 Kay, Rick, LB, Colorado, 1973, 1975-77
10 Keane, Tom, DB, West Virginia, 1948-51
52 Kelly, Joe, LB, Washington, 1994
52 Kelm, Larry, LB, Texas A&M, 1987-92
9 Kemp, Jeff, QB, Dartmouth, 1981-85
72 Kenerson, John, T, Kentucky State, 1960
88 Kennison, Eddie, WR, LSU, 1996
79 Kersten, Wally, T, Minnesota, 1982
13 Kilgore, Jon, P, Auburn, 1965-67
83 Kimbrough, Elbert, DB, Northwestern, 1961
81 Kinchen, Todd, WR, LSU, 1992-95
51 Kirk, Ken, C, Mississippi, 1963
65 Kirksey, Jon, OL, Sacramento State, 1995-96
80 Klein, Bob, TE, USC, 1969-76
10 Klosterman, Don, QB, Loyola (L.A.), 1952
97 Klostermann, Bruce, LB, North Dakota St., 1990
79 Knight, Marion, DE, UNLV, 1987
76 Kowalski, Gary, T, Boston College, 1983
26 Ksionyak, John, QB, St. Bonaventure, 1947
- 88 LaChapelle, Sean, WR, UCLA, 1993
64/68 LaHood, Mike, G, Wyoming, 1969, 1971-72
86 Laing, Aaron, TE, New Mexico St., 1996
5 Landeta, Sean, P, Towson State, 1993-96
- 44 Lamson, Chuck, DB, Wyoming, 1965-67
81 Lane, Dick, DB, Scottsbluff JC, 1952-53
38 Lang, David, RB, Northern Arizona, 1991-94
39 Lang, Israel, RB, Tennessee State, 1969
26/65 Lange, Bill, G, Dayton, 1951-52
63 Lansford, Buck, G, Texas, 1958-60
4/1 Lansford, Mike, K, Washington, 1982-90
67 Lapka, Myron, DT, USC, 1982-83
83 Larsen, Gary, DT, Concordia, 1964
36 Latin, Jerry, RB, Northern Illinois, 1978
57 Laughlin, Jim, LB, Ohio State, 1985-86
27 Lazetich, Milan, MG, Michigan, 1946-50
41 Lear, Les, G, Manitoba, Canada, 1946
19 Lee, Bob, QB, Pacific, 1979-80
72 Leggett, Earl, LB, LSU, 1966
34 Lester, Tim, RB, E. Kentucky, 1992-94
76 Levy, Len, G, Minnesota, 1946
51 Lewis, David, LB, USC, 1983
30/20 Lewis, Woodley, DB/E, Oregon, 1950-55
59 Lilja, George, C, Michigan, 1982-83
27 Lilly, Sammy, CB, Georgia Tech, 1991-92
39 Lincoln, Jeremy, CB, Tennessee, 1996
78 Lipscomb, Gene, DT, No College, 1953-55
58 Livingston, Cliff, LB, UCLA, 1963-65
83 Locklin, Kerry, TE, New Mexico State, 1982
22 Lofton, James, WR, Stanford, 1993
8 Lohmiller, Chip, K, Minnesota, 1996
82 Lomack, Tony, WR, Florida, 1990
64 Loneker, Keith, G, Kansas, 1993-95
84 Long, Bob, LB, UCLA, 1960-61
86 Long, Bob, WR, Wichita State, 1970
16 Long, Chuck, QB, Iowa, 1990
45 Long, Darren, TE, Long Beach State, 1986
10 Lothridge, Billy, P, Georgia Tech, 1965
67 Love, Duval, G, UCLA, 1985-91
49 Love, John, WR, North Texas State, 1972
76 LoVetere, John, DT, Compton JC, 1959-62
85 Lundy, Lamar, DE/TE, Purdue, 1957-69
41 Lyght, Todd, CB, Notre Dame, 1991-96
35 Lyle, Keith, S, Virginia, 1994-96
- 65 Mack, Tom, G, Michigan, 1966-78
8 Maddox, Tommy, QB, UCLA, 1994
3 Magnani, Dante, RB, St. Mary's, 1947-48
56 Marchlewski, Frank, C, Minnesota, 1965, 1968-69
34 Marconi, Joe, RB, West Virginia, 1956-61
44 Marshall, Larry, WR, Maryland, 1978
52 Martin, Aaron, DB, No. Carolina College, 1964-65
43 Martin, Chris, LB, Auburn, 1993-94
8/9/10 Martin, Jamie, QB, Weber State, 1993-96
23 Martin, John, C, Navy, 1947-49
48 Maslowski, Matt, WR, U. of San Diego, 1971
20 Mason, Tommy, RB, Tulane, 1967-70
11 Matau, Chris, G, Brigham Young, 1987
33 Matheson, Riley, G/LB, Tex. Sch. of Mines, 1946-47
49 Matson, Ollie, RB/E, USF, 1959-62
23 Mayes, Carl, RB, Texas, 1952
23 McBurrows, Gerald, S, Kansas, 1995-96
23 McCormick, Tom, RB, Pacific, 1953-55
30 McCutcheon, Lawrence, RB, Colorado St., 1972-79
83 McDonald, James, TE, USC, 1983-85, 1987

- 63 McDonald, Mike, LB, USC, 1983-84, 1986-91
 29 McDonald, Tommy, WR, Oklahoma, 1965-66
 62 McFadin, Bud, DT/T, Texas, 1952-56
 24 McGee, Buford, RB, Mississippi, 1987-91
 24 McGee, Willie, WR, Alcorn A&M, 1974-75
 54 McGlasson, Ed, C, Youngstown State, 1980
 17 McLain, Kevin, LB, Colorado State, 1965
 16 McJulien, Paul, P, Jackson State, 1993
 86 McKeever, Marlin, LB/TE, USC, 1961-66, 1971-72
 73 McKinney, Phil, T, UCLA, 1981
 50 McLain, Kevin, LB, Colorado State, 1976-79
 50 McLaughlin, Leon, C, UCLA, 1951-55
 3 McLaughlin, Steve, K, Arizona, 1995
 41 McMillan, Eddie, CB, Florida State, 1973-75
 82 McNeal, Travis, TE, Tenn.-Chatt., 1992-93
 21 Meador, Ed, DB, Arkansas Tech, 1959-70
 60 Meisner, Greg, DE, Pittsburgh, 1981-88
 65 Mello, Jim, RB, Notre Dame, 1948
 31 Mergenthal, Art, G, Notre Dame, 1946
 60 Messner, Mark, LB, Michigan, 1989
 55 Michaels, Lou, DE, Kentucky, 1958-60
 77 Mickel, Jeff, T, Eastern Washington, 1990
 87 Middleton, Ron, TE, Auburn, 1994
 71 Milnichik, Joe, G, North Carolina State, 1990-92
 12 Millen, Hugh, QB, Washington, 1987
 13/12 Miller, Chris, QB, Oregon, 1995
 78 Miller, Clark, DE, Utah State, 1970
 73 Miller, Fred, T, Baylor, 1996
 81 Miller, Paul, DE, LSU, 1954-57
 89 Miller, Ron, E, USC, 1956
 9 Miller, Ron, QB, Wisconsin, 1962
 98 Miller, Shawn, NT, Utah State, 1984-89
 82 Miller, Willie, WR, Colorado State, 1978-82
 77 Milner, Billy, T, Houston, 1996
 6 Misko, John, P, Oregon State, 1982-84
 22 Mitchell, Lydell, RB, Penn State, 1980
 81 Mobley, Stacey, WR, Jackson State, 1987
 78 Molden, Frank, DT, Jackson State, 1965
 25 Montgomery, Tyrone, RB, Mississippi, 1995
 86 Moore, Jeff, WR, Tennessee, 1980-81
 44 Moore, Jerald, RB, Oklahoma, 1996
 84 Moore, Malcolm, TE, USC, 1987
 25 Moore, Tom, RB, Vanderbilt, 1966
 40 Morris, Jack, DB, Oregon, 1958-60
 56/31 Morris, Larry, LB, Georgia Tech, 1955-57
 51 Morrow, John, C, Michigan, 1956-59
 31 Moss, Brent, RB, Wisconsin, 1995
 19 Munson, Bill, QB, Utah State, 1964-67
 76 Murray, Joe, G, USC, 1987
 95 Murphy, Phil, DT, South Carolina St., 1980-81
 28 Myers, Brad, RB, Bucknell, 1953-56
 31 Myers, Jack, RB/DB, UCLA, 1952
- 12 Namath, Joe, QB, Alabama, 1977
 22 Naumetz, Fred, LB/C, Boston College, 1946-50
 67 Nelson, Bill, DT, Oregon State, 1971-75
 13 Nelson, Chuck, K, Washington, 1983
 83 Nelson, Terry, TE, Arkansas AM&N, 1973-80
 19 Nettles, Jim, DB, Wisconsin, 1969-72
 66 Newberry, Tom, G, Wisconsin-LaCrosse, 1986-94
 26 Newman, Anthony, S, Oregon, 1988-94
- 22 Newsome, Vince, S, Washington, 1983-90
 77 Nichols, Bob, T, Stanford, 1966-67
 86 Noble, Don, TE, California, 1987
 51 Nuzum, Rick, C, Kentucky, 1977
- 42 O'Berry, Herman, CB, Oregon, 1996
 23 Odum, Ricky, DB, USC, 1979
 74 Olsen, Merlin, DT, Utah State, 1962-76
 72 Olsen, Phil, DT/DE, Utah State, 1971-74
 91 O'Neal, Leslie, DE, Oklahoma St., 1996
 97 Osborne, Chuck, DT, Arizona, 1996
 33 O'Steen, Dwayne, CB, San Jose State, 1978-79
 95 Ottis, Brad, DE, Wayne State (Neb.), 1995
 58 Owens, Mel, LB, Michigan, 1981-89
- 42 Pacheco, Chris, NT, Fresno State, 1987
 14 Pagel, Mike, QB, Arizona State, 1991-93
 69 Pahukoa, Jeff, G, Washington, 1991-93
 73 Panfil, Ken, T, Purdue, 1956-58
 75 Pankey, Irv, T, Penn State, 1980-90
 32 Pardee, Jack, LB, Texas A&M, 1957-70
 57 Parish, Don, LB, Stanford, 1971
 27 Parker, Anthony, CB, Arizona St., 1995-96
 Pasqua, Joe, T, SMU, 1946
 36 Pasquariello, Ralph, RB, Villanova, 1950
 10 Pastorini, Dan, QB, Santa Clara, 1981
 83 Pattison, Mark, WR, Washington, 1986
 57 Paul, Don, LB, UCLA, 1948-55
 34 Peacock, Elvis, RB, Oklahoma, 1979-80
 22 Penaranda, Jairo, RB, UCLA, 1981
 52 Pergine, John, LB, Notre Dame, 1969-72
 37 Perkins, Art, RB, North Texas State, 1962-63
 64 Perry, Gerald, T, Southern, 1991-92
 49 Perry, Rod, CB, Colorado, 1975-82
 57 Peterson, Jim, LB, San Diego State, 1974-75
 17 Petitbon, Richie, DB, Tulane, 1969-70
 58 Phifer, Roman, LB, UCLA, 1991-96
 82 Phillips, Jim, E, Auburn, 1958-64
 21 Phillips, Lawrence, RB, Nebraska, 1996
 39 Phillips, Rod, RB, Jackson State, 1975-78
 95 Piel, Mike, DT, Illinois, 1989-92
 54 Pifferini, Bob, LB, UCLA, 1977
 93 Pike, Chris, DT, Tulsa, 1991
 72 Pillath, Roger, T, Wisconsin, 1965
 83 Pinkney, Lovell, TE, Texas, 1995
 22 Pitts, Elijah, RB, Philander Smith, 1970
 56 Pitts, Hugh, LB, TCU, 1956
 83 Pivec, Dave, TE, Notre Dame, 1966-68
 43 Pleasant, Mike, CB, Oklahoma, 1984
 16 Plum, Milt, QB, Penn State, 1968
 21 Plummer, Tony, DB, Pacific, 1974
 80 Pope, Bucky, WR, Catawba, 1964, 1966-67
 22 Pope, Marquez, S, Fresno State, 1994
 66 Pottios, Myron, LB, Notre Dame, 1966-70
 Powell, Tim, DE, Northwestern, 1965
 98 Powers, Warren, DE, Maryland, 1992
 20 Preece, Steve, S, Oregon State, 1973-76
 87 Price, Jim, TE, Stanford, 1991-92, 1995
 27 Price, Mitchell, CB, Tulane, 1993
 30 Pritko, Steve, DE, Villanova, 1946-47
 67 Purling, Dave, DE, USC, 1987

- 53 Purnell, Jim, LB, Wisconsin, 1969-72
61 Putnam, Duane, G. Pacific, 1952-59, 1962
- 9 Quarles, Bernard, QB, Hawaii 1987
27 Quinlan, Skeet, RB, San Diego State, 1952-56
- 27 Ray, David, K/WR, Alabama, 1969-74
18 Raye Jr., Jimmy, WR, San Diego State, 1991
30 Redden, Barry, RB, Richmond, 1982-86
21 Reece, John, CB, Nebraska, 1995
54 Reece, Geoff, C, Washington State, 1976
93 Reed, Doug, DE, San Diego State, 1984-90
66 Reese, Booker, DE, Bethune-Cookman, 1984-85
35 Reid, Joe, LB, LSU, 1951
57 Reilly, Mike, LB, Oklahoma, 1982
54 Reinhard, Bob, T/DT, California, 1950
26 Reisz, Albie, QB, LSU, 1946
13/19 Rentzel, Lance, WR, Oklahoma, 1971-72, 1974
42 Repko, Joe, DT, Boston College, 1948-49
54/64 Reynolds, Jack, LB, Tennessee, 1970-80
17 Rhome, Jerry, QB, Tulsa, 1971
42 Rich, Herb, DB, Vanderbilt, 1951-53
43 Richardson, Jerry, DB, West Texas State, 1964-65
17 Richardson, Reggie, S, Utah, 1987
67/48 Richter, Les, LB, California, 1954-62
70 Rickards, Paul, QB, Pittsburgh, 1948
52 Robbins, Kevin, T, Michigan State, 1993
58 Robertson, Isiah, LB, Southern, 1971-78
97 Robinson, Gerald, DE, Auburn, 1991-94
28 Robinson, Greg, RB, N.E. Louisiana, 1995-96
84 Robustelli, Andy, DE, Arnold, 1951-55
92 Rocker, David, DT, Auburn, 1991-94
57 Rogers, Mel, LB, Florida A&M, 1976
59 Rolling, Henry, LB, Nevada Reno, 1993-94
87 Rose, Joe, TE, California, 1987
82 Ross, Jermaine, Purdue, 1994-96
12 Rubley, T.J., QB, Tulsa, 1992-93
Rucker, Conrad, G/T, Southern, 1980
42 Russell, Leonard, RB, Arizona State, 1995
20 Ruthstrom, Ralph, RB, SMU, 1946
48 Rutledge, Craig, S, UCLA, 1987
8 Rutledge, Jeff, QB, Alabama, 1979-81
15 Ryan, Frank, QB, Rice, 1958-61
54 Ryzek, Dan, C, Virginia, 1978-79
11 Rypien, Mark, QB, Washington State, 1995
- 55 Sanders, Glenell, LB, Louisiana Tech, 1991
61 Saul, Rich, C, Michigan State, 1970-81
87 Scales, Dwight, WR, Grambling, 1976-78
76 Schad, Mike, G/T, Queens (Can.), 1987-88
76/79 Schuh, Harry, T, Memphis State, 1971-73
40 Schultz, Eberle, T, Oregon State, 1946-47
81 Schumacher, Gregg, DE, Illinois, 1967-68
71 Scibelli, Joe, G, Notre Dame, 1961-75
84 Scott, Chuck, WR, Vanderbilt, 1986
33 Scribner, Rob, RB, UCLA, 1973-76
22 Scurlock, Mike, CB, Arizona, 1995-96
22 Seale, Sam, CB, Western State (Colo.), 1993
70 Selawski, Gene, T, Purdue, 1959
1 Septien, Rafael, K, SW Louisiana, 1977
45 Severson, Jeff, DB, Long Beach State, 1979
- 66 Sewell, Harley, G, Texas, 1963
47 Shannon, Carver, DB/RB, So. Illinois, 1962-64
60 Shaw, Bob, E, Ohio State, 1946-49
34 Shaw, Glenn, RB, Kentucky, 1962
44 Shaw, Nate, DB, USC, 1969-70
64 Shearin, Joe, G, Texas, 1983-84
59 Sheppard, Ashley, LB, Clemson, 1995
86 Sherman, Rod, WR, USC, 1973
43 Sherman, Will, DB, St. Mary's, 1954-60
22 Shiver, Ray, DB, Miami (Fla.), 1956
29 Shofner, Del, E, Baylor, 1957-60
82 Sievers, Eric, TE, Maryland, 1988
65/76 Simensen, Don, T, St. Thomas, 1951-52
89 Simmons, Jeff, WR, USC, 1983
48 Simpson, Bill, DB, Michigan State, 1974-78
17 Sims, George, DB, Baylor, 1949-50
64 Sinnott, Greg, T, Utah State, 1987
68 Skow, Jim, DE, Nebraska, 1992
78 Slater, Jackie, T, Jackson State, 1976-95
61 Slaton, Tony, C, USC, 1984-89
80 Smith, Billy Ray, DE, Arkansas, 1957
23 Smith, Bobby, DB, UCLA, 1962-65
96 Smith, Brian, LB, Auburn, 1989-90
56 Smith, Bruce, RB, Minnesota, 1948
62 Smith, Doug, C, Bowling Green, 1978-91
38 Smith, Larry, RB, Florida, 1969-73
23 Smith, Lucius, CB, Cal State Fullerton, 1980-82
88 Smith, Phil, WR, San Diego State, 1987
14 Smith, Ron, QB, Richmond, 1965
42 Smith, Ron, DB, Wisconsin, 1968-69
84 Smith, Ron, WR, San Diego State, 1978-79
97 Smith, Sean, DT, Grambling, 1989
77 Smith, V.T., RB, Abilene Christian, 1949-53
79 Smyth, Bill, T/TE, Cincinnati, 1947-50
84 Snow, Jack, WR, Notre Dame, 1965-75
44 Sparkman, Alan, DT, Texas A&M, 1948-49
60 Stalcup, Jerry, LB, Wisconsin, 1960
50 Stams, Frank, LB, Notre Dame, 1989-91
21 Statuto, Art, C, Notre Dame, 1950
66 Stein, Bob, LB, Minnesota, 1973-74
50 Stephen, Scott, LB, ASU, 1992
50 Stephens, Larry, DT, Texas, 1962
34 Stephenson, Dave, G, West Virginia, 1950
23 Stewart, Michael, S, Fresno State, 1987-93
26 Stiger, Jim, RB, Washington, 1965-67
65/60 Stokes, Fred, DE, Georgia So., 1987-88, 1993-95
78 Stokes, Tim, T, Oregon, 1974
21 Stradford, Troy, RB, Boston College, 1992
53 Strickland, Fred, LB, Purdue, 1988-92
39 Strode, Woody, E, UCLA, 1946
61 Strofolino, Mike, LB, Villanova, 1965
77 Strugar, George, DT, Washington, 1957-61
28 Studstill, Pat, WR/P, Houston, 1968-71
47 Stukes, Charlie, CB, Md. Eastern Shore, 1973-74
Succ, Steve, RB, Illinois, 1946
37 Sully, Ivory, DB, Delaware, 1979-84
49 Sutton, Mickey, CB, Montana, 1986-88, 1990
76/51 Svare, Harland, LB, Washington State, 1953-54
52 Swain, Bill, LB, Oregon, 1963
66 Swinson, Corey, OL, Hampton, 1995
82 Sweet, Joe, WR, Tennessee State, 1972-73

- 10 Sweetan, Karl, QB, Wake Forest, 1969-70
- 72 Talbert, Diron, DT, Texas, 1967-70
- 61 Tarbox, Bruce, G, Syracuse, 1961
- 30 Tatupu, Mosi, FB, USC, 1991
- 48 Taylor, Cecil, RB, Kansas State, 1955-57
- 62 Taylor, Tom, G, Georgia Tech, 1987
- 74 Teeuws, Len, T, Tulane, 1952-53
- 37 Terrell, Pat, S, Notre Dame, 1990-93
- 94 Thomas, Ben, DT, Auburn, 1991
- 35 Thomas, Bob, RB, Arizona State, 1971-72
- 46/35 Thomas, Clendon, RB, Oklahoma, 1958-61
- 33 Thomas, Jewerl, RB, Arizona State, 1980-82
- 18 Thomas, J.T., WR, Arizona State, 1995-96
- 73 Thomas, Kelly, T, USC, 1987
- 27 Thomas, Pat, CB, Texas A&M, 1976-82
- 21 Thomas, Rodney, CB, Brigham Young, 1991
- 65 Thomason, Bob, QB, VMI, 1949
- 32 Thompson, Anthony, RB, Indiana, 1992
- 32 Thompson, Ernie, FB, Indiana, 1991
- 54/44 Thompson, Harry, G, UCLA, 1950-54
- 52 Thrift, Cliff, LB, E. Central Oklahoma, 1986
- 42 Tiumalu, Casey, RB, Brigham Young, 1987
- 78 Toogood, Charley, DT/T, Nebraska, 1951-56
- 32 Towler, Dan, RB, Wash. & Jefferson, 1950-55
- 87 Truax, Billy, TE, LSU, 1964-70
- 14 Tucker, Wendell, WR, South Carolina St., 1967-70
- Tulasosopo, Navy, C, Utah State, 1987
- 82 Turner, Vernon, WR, Carson-Newman, 1991-92
- 26 Tyler, Wendell, RB, UCLA, 1977-82
- 32 Tyrrell, Tim, RB, Northern Illinois, 1986-88
- 47 Valdez, Vernon, DB, U. of San Diego, 1960
- 64 Valerio, Joe, G, Penn, 1996
- 25/11 Van Brocklin, Norm, QB, Oregon, 1949-57
- 51 Vann, Norwood, LB, East Carolina, 1984-87
- 70 Varrichione, Frank, T, Notre Dame, 1961-65
- 35 Vasicek, Vic, LB, Texas, 1950
- 11 Villanueva, Danny, P/K, New Mexico St., 1960-64
- 46 Von Sonn, Andy, LB, UCLA, 1964
- 80 Waddy, Billy, WR, Colorado, 1977-81
- 9 Wade, Bill, QB, Vanderbilt, 1954-60
- 19 Walker, Glen, P, USC, 1977
- 38 Walker, Marquis, CB, S.E. Missouri, 1996
- 20 Wallace, Jackie, DB, Arizona, 1977-79
- 27 Waller, Ron, RB, Maryland, 1955-58
- 4 Walsh, Steve, QB, Miami (Fla.), 1996
- 89/83 Wardlow, Duane, DE, Washington, 1954-56
- 21 Warner, Curt, RB, Penn State, 1990
- 37 Washington, James, S, UCLA, 1988-89
- 7 Washington, Ken, RB/DB, UCLA, 1946-48
- 13 Waterfield, Bob, QB/DB/K, UCLA, 1946-52
- 41 Wattleat, Frank, S, Kansas, 1987
- 54 Wendryhoski, Joe, C, Illinois, 1964-66
- 36 West, Pat, RB, USC, 1946-48
- 11/64 West, Stan, MG, Oklahoma, 1950-54
- 57 Westbrooks, Greg, LB, Colorado, 1979-80
- 94 White, Alberto, DE, Texas Southern, 1995-96
- 33 White, Charles, RB, USC, 1985-88
- 67 White, Dwayne, G, Alcorn State, 1995-96
- 44 White, Lee, RB, Weber State, 1971
- 55 White, Leon, LB, BYU, 1992-93
- 44 White, Russell, (RB), California, 1993
- 44 Whitmyer, Nat, DB, Washington, 1963
- 44 Whittenton, Jesse, DB, Texas Western, 1956-57
- 57 Whittingham, Carey, LB, Brigham Young, 1987
- 55 Whittingham, Fred, LB, Cal Poly SLO, 1964
- 52 Whittingham, Kyle, LB, Brigham Young, 1987
- 73 Wiegert, Zach, OL, Nebraska, 1995-96
- 60 Wilbur, John, G, Stanford, 1970
- 94 Wilcher, Mike, LB, North Carolina, 1983-90
- 78 Wilkins, Roy, LB, Georgia, 1958-59
- 70 Wilkinson, Jerry, DE, Oregon State, 1979
- 31 Williams, Alonzo, RB, Mesa (Colo.), 1987
- 19 Williams, Billy, WR, Tennessee, 1995-96
- Williams, Charlie, WR, Prairie View, 1970
- 24 Williams, Clarence, DB, Washington St., 1965-72
- 66 Williams, Eric, LB, USC, 1982-83
- 36 Williams, Frank, RB, Pepperdine, 1961-64
- Williams, Henry, DB, San Diego State, 1983
- Williams, Jay, DE, Wake Forest, 1994-96
- 62 Williams, Jeff, T, Rhode Island, 1977
- 33/22 Williams, Jerry, DB, Washington State, 1949-52
- 75 Williams, John, T, Minnesota, 1972-79
- 56 Williams, Mark, LB, Ohio State, 1996
- 28 Williams, Mike, DB, LSU, 1983
- 46 Williams, Roger, DB, Grambling, 1971-72
- 88 Williams, Sam, DE, Michigan State, 1959
- 25 Williams, Travis, RB, Arizona State, 1971
- 43 Williamson, Greg, CB, Fresno State, 1987
- 36 Wilson, Ben, RB, USC, 1963-65
- 50 Wilson, Jack, RB, Baylor, 1946-47
- 77 Wilson, Jim, T, Georgia 1968
- 77 Wilson, Karl, DE, Louisiana State, 1991
- 37/24 Wilson, Tom, RB, No college, 1956-61
- 38/78 Winkler, Jim, DT, Texas A&M, 1951-52
- 47 Winston, Kelton, DB, Wiley, 1967-68
- 78 Wojcik, Greg, DT, USC, 1971
- 57 Woodlief, Doug, LB, Memphis State, 1965-69
- 91 Woods, Tony, DE, Pittsburgh, 1993
- 30 Wolfley, Ron, RB, West Virginia
- 89 Wright, Alexander, WR, Auburn, 1995-96
- 99 Wright, Alvin, NT, Jacksonville State, 1986-92
- 32 Wright, Toby, S, Nebraska, 1994-96
- 54 Yagiello, Ray, G, Catawba, 1948-49
- 73 Yary, Ron, T, USC, 1982
- 86 Young, Charle, TE, USC, 1977-79
- 88 Young, Michael, WR, UCLA, 1985-88
- 76 Young, Robert, DE, Mississippi State, 1991-95
- 45 Youngblood, George, DB, Cal State L.A., 1966
- 85 Youngblood, Jack, DE, Florida, 1971-84
- 53 Youngblood, Jim, LB, Tennessee Tech, 1973-84
- 13/35 Younger, Paul, RB/LB, Grambling, 1949-57
- 41 Zeman, Ed, S, Fort Lewis, 1987
- 10 Zendejas, Tony, K, Nevada-Reno, 1991-93
- 42/56 Zilly, Jack, TE/DE, Notre Dame, 1947-51

ALL-TIME HONORS



JOE F. CARR TROPHY

(Official NFL Most Valuable Player)

- 1939 Parker Hall, QB/HB
1945 Bob Waterfield, QB

WASHINGTON D.C. TOUCHDOWN CLUB

(NFL Player of the Year)

- 1950 Bob Waterfield, QB
1954 Norm Van Brocklin, QB
1967 George Allen
1973 Chuck Knox
1978 Pat Haden, QB
1984 Eric Dickerson, RB

BERT BELL TROPHY

(NFL Most Valuable Player presented by Philadelphia Maxwell Club)

- 1969 Roman Gabriel, QB
1974 Merlin Olsen, DT

NFL COACH OF THE YEAR

- 1945 Adam Walsh (NYN)
1952 Hamp Pool (NYN)
1967 George Allen (AP, UPI, SN)
1973 Chuck Knox (AP, PFWA)

NFC COACH OF THE YEAR

- 1973 Chuck Knox (UPI, PFW, KCC, FN)
1983 John Robinson (UPI, FN)

NFL PLAYER OF THE YEAR

- 1969 Roman Gabriel, QB (AP, UPI, TSN, NEA)

NFC PLAYER OF THE YEAR

- 1973 John Hadl, QB (UPI, TSN)
1984 Eric Dickerson, RB (NFLPA)

NFL OFFENSIVE PLAYER OF THE YEAR

- 1969 Roman Gabriel, QB (PFW, KCC)
1986 Eric Dickerson, RB (AP)

NFL ROOKIE OF THE YEAR

- 1971 Isiah Robertson, LB (PFW)
1983 Eric Dickerson, RB
(NEA, PFWA, CPFN, FN, PFW)
1993 Jerome Bettis, RB (TSN, UPI)

NFL OFFENSIVE ROOKIE OF THE YEAR

- 1983 Eric Dickerson, RB (AP, PFW)
1993 Jerome Bettis, RB (AP, PFW)

NFL RUNNING BACK OF THE YEAR

- 1983 Eric Dickerson (FD, NFL Alumni)
1984 Eric Dickerson (NFL Alumni)
1986 Eric Dickerson (NFL Alumni)

NFL WIDE RECEIVER OF THE YEAR

- 1989 Henry Ellard (NFL Alumni)

NFL OFFENSIVE LINEMAN OF THE YEAR

- 1969 Bob Brown, T (NFLPA)

NFL DEFENSIVE PLAYER OF THE YEAR

- 1967 David Jones, DE (NEA)
1968 David Jones, DE (NEA)
1975 Jack Youngblood, DE (UPI)

NFL DEFENSIVE LINEMAN OF THE YEAR

- 1967 David Jones, DE (NFLPA)
1968 David Jones, DE (NFLPA)
1975 Jack Youngblood, DE (PFW)

NFL DEFENSIVE BACK OF THE YEAR

- 1976 Monte Jackson, CB (FD)
1980 Nolan Cromwell, FS (FD)
1981 Nolan Cromwell, FS (FD)
1983 Nolan Cromwell, SS (FD)

NFL KICK RETURNER OF THE YEAR

- 1984 Henry Ellard (NFL Alumni)
1985 Ron Brown (NFL Alumni)

NFC OFFENSIVE PLAYER OF THE YEAR

- 1973 John Hadl, QB (KCC)
1983 Eric Dickerson, RB (UPI)
1984 Eric Dickerson, RB (UPI, KCC)
1986 Eric Dickerson, RB (UPI)

NFC ROOKIE OF THE YEAR

- 1983 Eric Dickerson, RB (UPI)
1993 Jerome Bettis, RB (UPI)

NFC OFFENSIVE LINEMAN OF THE YEAR

- 1970 Bob Brown, T (NFLPA)
1979 Doug France, T (NFLPA)
1983 Jackie Slater, T (NFLPA)
1986 Jackie Slater, T (NFLPA)
1987 Jackie Slater, T (NFLPA)
1989 Jackie Slater, T (NFLPA)

NFC DEFENSIVE PLAYER OF THE YEAR

- 1975 Jack Youngblood, DE (KCC)
1976 Jack Youngblood, DE (KCC)
1980 Nolan Cromwell, FS (KCC)

NFC DEFENSIVE LINEMAN OF THE YEAR

- 1973 Merlin Olsen, DT (NFLPA)

NFC LINEBACKER OF THE YEAR

1974	Isiah Robertson (NFLPA)
1975	Isiah Robertson (NFLPA)
1977	Isiah Robertson (NFLPA)

NFC DEFENSIVE BACK OF THE YEAR

1989	Jerry Gray, CB (NFLPA)
------	------------------------

WHIZZER WHITE AWARD

(NFL Man of the Year)

1970	Kermit Alexander, CB
------	----------------------

GOLDEN TOE AWARD

1973	David Ray, K
1978	Frank Corral, K

ED BLOCK COURAGE AWARD

(nominee from each NFL team for courage in battling injuries)

1984	Jack Youngblood, DE
1985	Mike Guman, RB
1986	Doug Smith, C
1987	Charles White, RB
1988	Vince Newsome, S
1989	Mark Jerue, LB
1990	Jerry Gray, CB
1991	Michael Stewart, S
1992	Jackie Slater, T
1993	David Lang, RB
1994	Roman Phifer, LB
1995	Ron Wolfley, RB
1996	Alexander Wright, WR

DANIEL F. REEVES MEMORIAL AWARD

(Rams' Most Valuable Player)

1969	Roman Gabriel, QB
1970	Merlin Olsen, DT
1971	Marlin McKeever, LB
1972	Merlin Olsen, DT
1973	John Hadl, QB
1974	Lawrence McCutcheon, RB
1975	Jack Youngblood, DE
1976	Jack Youngblood, DE
1977	Lawrence McCutcheon, RB
1978	Jim Youngblood, LB
1979	Jack Youngblood, DE
1980	Vince Ferragamo, QB
1981	Nolan Cromwell, FS
1982	Vince Ferragamo, QB
1983	Eric Dickerson, RB
1984	Eric Dickerson, RB
1985	LeRoy Irvin, CB
1986	Eric Dickerson, RB
1987	Charles White, RB
1988	Henry Ellard, WR
1989	Jim Everett, QB
1990	Buford McGee, RB
1991	Robert Delpino, RB
1992	Jackie Slater, T

1993	Jerome Bettis, RB
1994	Shane Conlan, LB
1995	Isaac Bruce, WR
1996	Isaac Bruce, WR

CARROLL ROSENBLUM MEMORIAL AWARD

(Rams' Rookie of the Year)

1979	Kent Hill, T
1980	Johnnie Johnson, SS
1981	Jairo Penaranda, RB
1982	Barry Redden, RB
1983	Eric Dickerson, RB
1984	Ron Brown, WR
1985	Dale Hatcher, P
1986	Jim Everett, QB
1987	Clifford Hicks, CB
1988	Robert Delpino, RB
1989	Darryl Henley, CB
1990	Bern Brostek, C
1991	Todd Lyght, CB
1992	Sean Gilbert, DT
1993	Jerome Bettis, RB
1994	Isaac Bruce, WR
1995	Kevin Carter, DE
1996	Eddie Kennison, WR

CARL EKERN MEMORIAL AWARD

(Spirit of the Game Award - Rams' player who best exemplifies sportsmanship, ethic and commitment to his teammates)

1991	Buford McGee, FB
1992	Darryl Henley, CB
1993	Tim Lester, FB
1994	Jackie Slater, T
1995	D'Marco Farr, DT
1996	Harold Green, RB

NFL ALL-DECADE TEAMS

(Chosen by Hall of Fame Selection Committee)

1940's	Jim Benton, E Bob Waterfield, QB
1950's	Tom Fears, E Elroy Hirsch, HB/E Norm Van Brocklin, QB/P Dick Lane, DB
1960's	David Jones, DE Merlin Olsen, DT Eddie Meador, DB
1970's	Jack Youngblood, DE (First Team) Merlin Olsen, DT (Second Team)
1980's	Eric Dickerson, RB (First Team) Nolan Cromwell, S (Second Team)

NFL ALL-PRO

1937	Johnny Drake, FB (Second Team, UPI, NYN) Ted Livingston, T (Honorable Mention, NFL) Ookie Miller, G (Honorable Mention, NFL) Chuck Cherundolo, C (Honorable Mention, NFL)
------	--

Each year, the Rams honor four players with special awards. The players and coaches combine to vote on two of the awards, the Daniel F. Reeves Memorial Award and the Carroll Rosenbloom Memorial Award, while the players vote on the Carl Ekern Spirit of the Game Award and the Ed Block Courage Award. A description of each award:

Daniel F. Reeves Memorial Award

Given to the team's Most Valuable Player. The award was established in 1969 in honor of the former owner of the Rams, Dan Reeves, who was inducted into the Pro Football Hall of Fame in 1967. Reeves owned the Rams from 1941-71 and claimed World Championships in 1945 and 1951. He was the first to integrate football in the modern era with the signing of Woody Strode and Kenny Washington in 1946.

Carroll Rosenbloom Memorial Award

Given to the team's Rookie of the Year. The award was established following the unexpected death of former owner Carroll Rosenbloom in 1979. Rosenbloom became the owner of the Rams when orchestrated an unprecedented franchise trade in 1972. Rosenbloom traded the Baltimore Colts to Robert Irsay for the Rams. The Rams won an NFL record seven consecutive NFC West titles from 1973-79 under Rosenbloom's leadership.

Carl Ekern Spirit of the Game Award

Established in 1990, the award is given to the player who best exemplifies sportsmanship, ethic, and commitment to his teammates. Those traits were displayed by former Rams linebacker Carl Ekern, killed in an automobile accident in 1990. Ekern was a starter for the Rams from 1982-88 and was invited to the Pro Bowl in 1986.

Ed Block Courage Award

Ed Block was the head trainer for the Baltimore Colts for 23 years. When the Ed Block Courage Award was founded in 1978, it honored a Colts player for showing courage on and off the field. In 1984, it became a league-wide award honoring one member from each NFL team. Proceeds from the award and the Ed Block Foundation go to support and provide housing for abused children.

- 1938 Johnny Drake, FB (Second Team, NFL, NYDM)
 Jim Benton, E (Honorable Mention, NFL, PFWA)
 Chuck Cherundolo, C (Honorable Mention, NFL, PFWA)
- 1939 Parker Hall, QB (First Team, UPI, INS, NYN),
 HB (First Team, PFWA)
 Johnny Drake, HB (Second Team, NFL, UPI,
 PFWA, NYN)
 Jim Benton, E (Second Team, NFL)

- Chet Adams, T (Honorable Mention, NFL)
 Bill Conkwright, C (Honorable Mention, PFWA)
 Vic Spadocinni, QB (Honorable Mention, NFL, PFWA)
- 1940 Johnny Drake, FB (First Team, NFL, AP, UPI, NYN)
 Parker Hall, QB (Second Team, UPI)
 Berney McGarry, G (Honorable Mention, AP)
 Chet Adams, T (Second Team, INS, NYN)
- 1941 Riley Matheson, G (First Team, AP)

	Chet Adams, T (Honorable Mention, AP, UPI)		Woodley Lewis, DB (Second Team, UPI)
	Parker Hall, HB (Honorable Mention, AP)		Bob Waterfield, QB (Second Team, UPI, NYN)
	Johnny Drake, FB (Honorable Mention, NFL)	1952	Dan Towler, HB (First Team, AP, UPI)
1942	Riley Matheson, G (First Team, AP)		Larry Brink, DE (First Team, UPI)
	Chet Adams, T (Second Team, NFL, AP)		Stan West, MG (First Team, AP, UPI, NYN)
	John Hightower, E (Honorable Mention, NFL)		Herb Rich, DB (First Team, AP, NYN)
1944	Dante Magnani, HB (Second Team, NFL)		Elroy Hirsch, E (Second Team, UPI, NYN)
	Riley Matheson, G (First Team, AP, UPI, NYN)		Norm Van Brocklin, QB (Second Team, UPI)
	Jim Benton, E (Second Team, UPI, NYN)		Andy Robustelli, DE (Second Team, NYN)
	Steve Pritko, E (Honorable Mention, AP)		Tank Younger, FB (Second Team, UPI)
1945	Bob Waterfield, QB (First Team, AP, UPI-HB, NYN)		Dick Lane, DB (Honorable Mention, AP)
	Riley Matheson, G (First Team, AP, UPI, NYN)		Leon McLaughlin, C (Honorable Mention, UPI)
	Jim Benton, E (First Team, AP, NYN)		Bob Waterfield, QB (Honorable Mention, UPI)
	Eberle Schultz, T (First Team, INS)		Dick Daugherty, MB (Honorable Mention, UPI)
	Jim Gillette, HB (First Team, INS)	1953	Don Paul, LB (Honorable Mention, AP, UPI)
	Mike Scarry, C (Second Team, UPI)		Elroy Hirsch, E (First Team, AP)
	Fred Gehrke, HB (Second Team, UPI, INS)		Dan Towler, HB (First Team, UPI)
1946	Jim Benton, E (First Team, AP, UPI, NYN, WP)		Andy Robustelli, DE (First Team, AP)
	Riley Matheson, G (First Team, AP, UPI, NYN, WP)		Don Paul, LB (First Team, AP)
	Bob Waterfield, QB (First Team, AP, UPI, WP)		Bud McFaddin, G (Second Team, UPI)
	Gil Bouley, T (Second Team, WP)		Larry Brink, DE (Second Team, NYN)
1947	Dick Huffman, T (First Team, AP)		Woodley Lewis, DB (Second Team, UPI)
	Riley Matheson, G (First Team, AP, NYN)		Tom Dahms, T (Honorable Mention, AP, UPI)
	Jim Benton, E (Honorable Mention, UPI)		John Hock, G (Honorable Mention, AP)
	Roger Eason, G (Honorable Mention, UPI)		Norm Van Brocklin, QB (Honorable Mention, AP)
	Bob Waterfield, QB (Honorable Mention, AP)		Skeets Quinlan, HB (Honorable Mention, AP, UPI)
	Gil Bouley, T (First Team, HA)		Charlie Toogood, DT (Honorable Mention, AP)
1948	Dick Huffman, T (First Team, AP, TSN, UPI, NYN)		Stan West, MG (Honorable Mention, AP, UPI)
	Fred Naumetz, C (First Team, INS)		Dick Lane, DB (Honorable Mention, UPI)
	Tom Fears, E (Second Team, UPI, NYN)	1954	Bob Boyd, E (First Team, AP, NYN)
	Milan Lazetich, MG (First Team, HA)		Duane Putnam, G (Second Team, AP)
	Gil Bouley, T (First Team, HA)		Norm Van Brocklin, QB (Second Team, TSN, NYN)
1949	Tom Fears, E (First Team, UPI, NYN, CO)		Tank Younger, FB (Second Team, AP, UPI)
	Dick Huffman, T (First Team, AP, UPI, NYN, INS-DT, CO-DT)		Dan Towler, HB (Second Team, AP)
	Fred Naumetz, C (First Team, AP, UPI, NYN)		Andy Robustelli, DE (Second Team, AP, UPI, NYN)
	Bob Waterfield, QB (First Team, AP, UPI, CO)		Don Paul, LB (Second Team, AP)
	Milan Lazetich, G (First Team, INS)		Leon McLaughlin (Honorable Mention, AP)
	Dick Hoerner, FB (First Team, CO)		Skeets Quinlan, HB (Honorable Mention, UPI)
	Jack Martin, C (Honorable Mention, UPI)	1955	Les Richter, LB (Honorable Mention, UPI)
1950	Tom Fears, E (First Team, AP, UPI, NYN)		Duane Putnam, G (First Team, AP, NEA, TSN, NYN)
	Dick Huffman, T (First Team, NYN-OT)		Norm Van Brocklin, QB (First Team, TSN)
	Dick Reinhard, T (First Team, NYN-DT)		Ron Waller, HB (First Team, UPI)
	Fred Naumetz, C (Second Team, NYN)		Andy Robustelli, DE (First Team, AP, TSN, NYN)
	Bob Waterfield, QB (Second Team, AP)		Les Richter, LB (First Team, NYN)
	Dick Hoerner, FB (Second Team, AP, NYN)		Wil Sherman, DB (First Team, AP, UPI, NEA, TSN, NYN)
	Larry Brink, DE (Honorable Mention, AP)		Bud McFaddin, DT (Second Team, NEA)
	Milan Lazetich, G (Honorable Mention, AP)		Tom Fears, E (Honorable Mention, AP)
	Norm Van Brocklin, QB (Honorable Mention, AP, UPI)		Charlie Toogood, T (Honorable Mention, AP)
	Glen Davis, HB (Honorable Mention, AP, UPI)		Bob Cross, T (Honorable Mention, AP)
	Paul Berry, HB (Honorable Mention, AP)		Leon McLaughlin, C (Honorable Mention)
1951	Larry Brink, DE (First Team, AP, NYN)		Tank Younger, FB (Honorable Mention, AP)
	Elroy Hirsch, E (First Team, AP, UPI, NYN)	1956	Tom McCormack, HB (Honorable Mention, AP)
	Dan Towler, FB (First Team, UPI, NYN)		Duane Putnam, G (First Team, NEA, NYN)
	Stan West, MG (First Team, NYN)		Les Richter, MLB (First Team, AP, NYN)
	Tank Younger, LB (First Team, AP)		Elroy Hirsch, E (Second Team, NYN)
	Tom Fears, E (Second Team, NYN)		Ron Waller, HB (Second Team, NEA)
			Bud McFaddin, DT (Second Team, NEA, NYN)

- 1957 Will Sherman, DB (Second Team, NEA)
Duane Putnam, G (First Team, AP, UPI, NEA, NYN)
Tom Wilson, HB (Second Team, AP, UPI, NYN)
Les Richter, MLB (Second Team, AP, UPI)
Dick Daugherty, LB (Second Team, NYN)
- 1958 Del Shofner, E (First Team, AP, UPI, NEA, NYN)
Duane Putnam, G (First Team, AP, UPI, NEA, NYN)
Jon Arnett, HB (First Team, AP, UPI, NEA, NYN)
Les Richter, MLB (Second Team, AP, UPI, NEA, NYN)
Will Sherman, DB (Second Team, AP, UPI, NEA, NYN)
- 1959 Del Shofner, E (First Team, AP, UPI, NEA, NYN)
Duane Putnam, G (First Team, NEA)
Ollie Matson, FB (Second Team, UPI)
Lou Michaels, DE/K (Second Team, AP)
Jon Arnett, HB (Honorable Mention, UPI)
- 1960 Jim Phillips, E (Second Team, AP, UPI)
Art Hunter, C (Second Team, AP, UPI, NEA)
Gene Brito, DE (Second Team, UPI)
Les Richter, MLB (Second Team, AP)
Ed Meador, CB (Second Team, AP)
John LoVetere, DT (Honorable Mention, UPI)
Jack Pardee, LB (Honorable Mention, UPI)
- 1961 Jim Phillips, E (First Team, AP, UPI, NYN)
Jon Arnett, HB (Second Team, UPI, NYN)
- 1962 Dick Bass, FB (First Team, UPI, FN)
Marlin McKeever, LB (Honorable Mention, UPI)
Ed Meador, CB (Honorable Mention, UPI, NEA)
- 1963 Merlin Olsen, DT (First Team, FN)
Jack Pardee, LB (First Team, AP)
Rosey Grier, DT (Second Team, NEA)
Ed Meador, CB/S (Second Team, NEA)
Dick Bass, FB (Honorable Mention, AP)
Frank Verrichione, T (Honorable Mention, AP)
- 1964 Merlin Olsen, DT (First Team, NEA, FN)
David Jones, DE (Second Team, AP, UPI, NEA, NYN)
Marlin McKeever, TE (Honorable Mention, UPI)
Frank Verrichione, T (Honorable Mention, UPI)
- 1965 David Jones, DE (First Team, AP, UPI, NEA, NYN, FN)
Merlin Olsen, DT (First Team, FN)
Tommy McDonald, FL (Honorable Mention, UPI)
Rosey Grier, DT (Honorable Mention, UPI)
Dan Currie, LB (Honorable Mention, UPI)
Ed Meador, S (Honorable Mention, UPI)
- 1966 David Jones, DE (First Team, AP, UPI, NEA, PFWA, NYN, FN)
Merlin Olsen, DT (First Team, AP, UPI, NEA, PFWA, NYN, FN)
Maxie Baughan, LB (First Team, NEA)
Tom Mack, G (Second Team, FN)
Dick Bass, FB (Second Team, AP, UPI, NYN)
Irv Cross, CB (Honorable Mention, UPI)
Ed Meador, S (Honorable Mention, UPI)
- 1967 Charlie Cowan, T (First Team, FN)
David Jones, DE (First Team, AP, UPI, NEA, PFWA, NYN, FN)
Merlin Olsen, DT (First Team, AP, UPI, NEA, PFWA, NYN, FN)
- Maxie Baughan, LB (First Team, UPI, NYN, FN)
Ed Meador, S (First Team, UPI, NEA, PFWA, FN)
Tom Mack, G (Second Team, FN)
Roman Gabriel, QB (Second Team, FN)
Les Josephson, RB (Second Team, FN)
Roger Brown, DT (Second Team, FN)
Joe Scibelli, G (Honorable Mention, UPI)
Irv Cross, CB (Honorable Mention, UPI)
Bernie Casey, FL (Honorable Mention, UPI)
Billy Truax, TE (Honorable Mention, UPI)
- 1968 David Jones, DE (First Team, PFW, PFWA)
Merlin Olsen, DT (First Team, PFW, PFWA)
Ed Meador, S (First Team, AP)
Charlie Cowan, T (Second Team, AP, NYN)
Tom Mack, G (Second Team, UPI, NEA)
Roman Gabriel, QB (Second Team, NYN)
- 1969 Maxie Baughan, LB (Second Team, AP, NYN)
Bob Brown, T (First Team, HOF, PFW, PFWA, NEA, AP, UPI, FN, NYN)
Charlie Cowan, T (First Team, SI)
Tom Mack, G (First Team, HOF, UPI, NEA)
Roman Gabriel, QB (First Team, HOF, AP, UPI, PFW, NYN, SI)
David Jones, DE (First Team, HOF, PFW, PFWA, NEA, AP, UPI, FN, SI, NYN)
Merlin Olsen, DT (First Team, HOF, PFW, PFWA, NEA, AP, UPI, FN, SI, NYN)
Ed Meador, S (First Team, AP, UPI, PFW)
Ken Inman, C (Second Team, NYN)
Maxie Baughan, LB (Second Team, AP, PFW)
Bruce Gossett, K (Second Team, PFW)
- 1970 Bob Brown, T (First Team, AP, PFWA, NEA, PFW)
Tom Mack, G (First Team, FN)
David Jones, DE (First Team, FN, PFW, NYP)
Merlin Olsen, DT (First Team, AP, PFWA, NEA, PFW)
Charlie Cowan, T (Honorable Mention, UPI)
Ed Meador, S (Honorable Mention, UPI)
- 1971 Tom Mack, G (First Team, NEA)
Isiah Robertson, LB (First Team, NYP)
Coy Bacon, DE (Second Team, NEA)
Merlin Olsen, DT (Second Team, UPI)
- 1972 Tom Mack, G (First Team, NYP)
Coy Bacon, DE (First Team, FN)
Isiah Robertson, LB (Second Team, FN)
Dave Chapple, P (Second Team, PFWA)
- 1973 Harold Jackson, WR (First Team, AP, PFWA, NEA, FN, NYP, PFW)
Joe Scibelli, G (First Team, NEA)
Tom Mack, G (First Team, PFW)
John Hadl, QB (First Team, AP, PFWA, FN, PFW)
Jack Youngblood, DE (First Team, NYP)
Isiah Robertson, LB (First Team, AP, PFWA, FN, NYP)
Charlie Cowan, T (Second Team, AP, PFWA)
Lawrence McCutcheon, RB (Second Team, NEA, FN)

	Fred Dyer, DE (Second Team, PFW)		Johnnie Johnson, FS (First Team, NEA)
	Merlin Olsen, DT (Second Team, AP, FN)		Bill Bain, T (First Team, NFL Films, PFW)
1974	Tom Mack, G (First Team, PFWA, FN, PFW)		Eric Dickerson, RB (First Team, AP, PFWA, NEA, TSN, PFW, CPFN, FD, SI NFL Films)
	Lawrence McCutcheon, RB (First Team, NEA, FN, NYP)		Jim Collins, LB (First Team, SI, PFW)
	Jack Youngblood, DE (First Team, AP, PFWA)		Henry Ellard, WR (First Team, AP, TSN, FD)
	Fred Dryer, DE (First Team, NEA)		Kent Hill, G (Second Team, CPFN)
	Isiah Robertson, LB (First Team, FN)		Gary Green, CB (Second Team, NEA)
	Dave Elmendorf, SS (First Team, NYP)	1985	Jim Collins, LB (First Team, TSN)
	Merlin Olsen, DT (Second Team, AP)		LeRoy Irvin, CB (First Team, USA Today)
	Larry Brooks, DT (Second Team, NEA)		Vince Newsome, Nickel Back (First Team, SI)
1975	Tom Mack, G (First Team, FN)		Dale Hatcher, P (First Team, AP, TSN, FD, USA Today, SI)
	Jack Youngblood, DE (First Team, FN)		Ron Brown, KR (First Team, AP, TSN, FD)
	Isiah Robertson, LB (First Team, NEA, PFW)		Henry Ellard, WR (First Team, TSN)
	Merlin Olsen, DT (Second Team, FN)		Gary Green, CB (Second Team, FD)
	Dave Elmendorf, SS (Second Team, AP, NEA)		Kent Hill, G (Second Team, AP, FD)
	Tom Dempsey, K (Second Team, FN)		Eric Dickerson, G (Honorable Mention, AP)
1976	Jack Youngblood, DE (First Team, AP, PFWA, NEA, FN, PFW, NYP)	1986	Jackie Slater, T (First Team, SI)
	Monte Jackson, CB (First Team, AP, PFWA, NEA, FN, PFW, NYN, NYP)		Dennis Harrah, G (First Team, AP, PFWA, TSN, FD, NFL Films, PFW, CPFN)
	Ron Jessie, WR (Honorable Mention, UPI)		Eric Dickerson, RB (First Team, AP, PFWA, NEA, TSN, FD, USA Today, SI, NFL Films, PFW, CPFW)
1977	Larry Brooks, DT (First Team, PFWA, NYP)		LeRoy Irvin, CB (First Team, AP, PFWA, TSN, FD, NFL Films)
	Monte Jackson, CB (First Team, PFWA)		Jerry Gray, CB (Second Team, AP)
	Jack Youngblood, DE (First Team, NYN)		Nolan Cromwell, FS (Honorable Mention, AP)
	Isiah Robertson, LB (First Team, CPFN)		Mel Owens, LB (Honorable Mention, AP)
	Harold Jackson, WR (Second Team, NEA)		Doug Smith, C (Honorable Mention, AP)
1978	Dennis Harrah, G (First Team, CPFN)	1987	Jackie Slater, T (First Team, NEA)
	Jack Youngblood, DE (First Team, AP, PFWA, NEA, CPFN, PFW, NYN)		Tom Newberry, G (First Team, USA Today, SI)
	Jim Youngblood, LB (First Team, NYP, NYN)		Charles White, RB (First Team, AP, PFWA, TSN, CPFN, FD, NFL Films, PFW)
	Pat Thomas, CB (First Team, NYP, NYN)		Ron Brown, KR (First Team, CPFN)
	Frank Corral, K (First Team, PFWA, NEA, CPFN, PFW)		Dale Hatcher, P (Second Team, CPFN)
	Doug France, T (Second Team, AP, NEA)		Jerry Gray, CB (Second Team, NEA)
	Larry Brooks, T (Second Team, AP, NEA)	1988	Henry Ellard, WR (First Team, AP, PFWA, NEA, TSN, CPFN, SI, NFL Films, PFW)
1979	Jack Youngblood, DE (First Team, AP, PFWA, NEA, PFW, NYN)		Jackie Slater, T (First Team, NFL Films, PFW)
	Larry Brooks, DT (First Team, AP)		Irv Pankey, T (First Team, NEA)
	Jim Youngblood, LB (Second Team, AP)		Tom Newberry, G (First Team, AP, PFWA, TSN, CPFN, USA Today, NFL Films, PFW)
1980	Kent Hill, G (First Team, PFW)		LeRoy Irvin, CB (First Team, SI)
	Rich Saul, C (First Team, SI)		Jim Everett, QB (Second Team, CPFN)
	Pat Thomas, CB (First Team, AP, SI)		Jerry Gray, CB (Second Team, NEA)
	Nolan Cromwell, FS (First Team, AP, PFWA, NEA, TSN, FD, PFW, SI, CPFN, NYN)		Doug Smith, C (Honorable Mention, PFW)
	Jack Youngblood, DE (Second Team, NEA, TSN)	1989	Jackie Slater, T (First Team, NEA, CPFN, FD)
1981	Nolan Cromwell, FS (First Team, AP, PFWA, NEA, TSN, PFW, SI, NYN)		Tom Newberry, G (First Team, AP, PFWA, TSN, USA, PFW)
	LeRoy Irvin, PR (First Team, AP, PFWA, TSN, PFW)		Kevin Greene, LB (First Team, NEA, TSN, USA Today)
	Rod Perry, CB (First Team, NYN)		Jerry Gray, CB (First Team, PFWA, CPFN)
	Rich Saul, C (Second Team, NEA)		Mike Lansford, K (First Team, TSN)
1982	Nolan Cromwell, FS (First Team, AP, PFWA, FD)		Jim Everett, QB (Second Team, NEA, CPFN)
	LeRoy Irvin, PR (First Team, PFWA)	1990	Henry Ellard, WR (Honorable Mention, AP)
1983	Jackie Slater, T (First Team, NFL Films)		Jackie Slater, T (Honorable Mention, AP)
	Kent Hill, G (First Team, TSN)		Tom Newberry, G (Honorable Mention, AP)
	Eric Dickerson, RB (First Team, AP, PFWA, NEA, TSN, PFW, CPFN, FD, SI, NFL Films)		Doug Smith, C (Honorable Mention, AP)
	Nolan Cromwell, SS (First Team, FD)		Alvin Wright, NT (Honorable Mention, AP)

- Kevin Greene, LB (Honorable Mention, AP)
1991 Robert Delpino, Receiver-Back (First Team, SI)
1992 Kevin Greene, LB (First Team, SI)
 Jackie Slater, T (Honorable Mention, AP)
1993 Jerome Bettis, RB (First Team, AP, PFWA, CPFN)
 Sean Gilbert, DT (First Team, CPFN)
1994 Sean Landeta, P (Honorable Mention, AP)
1995 Isaac Bruce, WR (First Team, SI)
 Sean Landeta, P (First Team, USA Today)
1996 D'Marco Farr, DT (SI)
 Eddie Kennison, PR (Second Team, CPFN, FD)

ALL-NFC

- 1970** Bob Brown, T (First Team, AP, UPI < PFW)
 Tom Mack, G (First Team, UPI, TSN, PFW)
 David Jones, DE (First Team, UPI, TSN, PFW)
 Merlin Olsen, DT (First Team, AP, UPI, TSN, PFW)
 Ed Meador, S (Honorable Mention, UPI)
 Charlie Cowan, T (Honorable Mention, UPI)
1971 Charlie Cowan, T (First Team, TSN)
 Tom Mack, G (First Team, AP, UPI)
 Isiah Robertson, LB (First Team, TSN)
 Willie Ellison, RB (Second Team, UPI)
 Merlin Olsen, DT (Second Team, UPI)
 Lance Rentzal, WR (Honorable Mention, UPI)
 David Jones, DE (Honorable Mention, UPI)
 Gene Howard, CB (Honorable Mention, UPI)
 Dave Elmendorf, S (Honorable Mention, UPI)
1972 Tom Mack, G (First Team, AP, UPI, TSN)
 Dave Chapple, P (First Team, TSN)
 Merlin Olsen, DT (Second Team, UPI)
 Isiah Robertson, LB (Second Team, UPI)
 Dave Elmendorf, S (Second Team, UPI)
 Coy Bacon, DE (Honorable Mention, UPI)
 Jack Snow, WR (Honorable Mention, UPI)
1973 Harold Jackson, WR (First Team, AP, UPI, TSN, PFW)
 John Hadl, QB (First Team, AP, UPI, TSN, PFW)
 Tom Mack, G (First Team, AP, UPI, TSN, PFW)
 Merlin Olsen, DT (First Team, AP, UPI, TSN, PFW)
 Isiah Robertson, LB (First Team, AP)
 Charlie Cowan, T (Second Team, UPI, PFW)
 Joe Scibelli, G (Second Team, UPI)
 Lawrence McCutcheon, RB (Second Team, UPI, PFW)
 Jack Youngblood, DE (Second Team, UPI, PFW)
 Fred Dryer, DE (Second Team, PFW)
 Jack Reynolds, LB (Honorable Mention, UPI)
 Dave Elmendorf, S (Honorable Mention, UPI)
1974 Tom Mack, G (First Team, AP, UPI, TSN, PFW)
 Lawrence McCutcheon, RB (First Team, AP, UPI, TSN, PFW)
 Jack Youngblood, DE (First Team, AP, UPI, TSN, PFW, NYN)
 Larry Brooks, DT (First Team, PFW)
 Fred Dryer, DE (Second Team, UPI)
 Merlin Olsen, DT (Second Team, UPI)
 Isiah Robertson, LB (Second Team, UPI)
 Ken Inman, C (Honorable Mention, UPI)

- 1975** Tom Mack, G (First Team, AP, UPI, TSN, NYN)
 Jack Youngblood, DE (First Team, AP, UPI, TSN, PFW, NYN)
 Fred Dryer, DE (First Team, PFW)
 Isiah Robertson, LB (First Team, AP, UPI, PFW)
 Dave Elmendorf, SS (First Team, AP, NYN)
 Lawrence McCutcheon, RB (Second Team, UPI)
 Merlin Olsen, DT (Second Team, UPI)
 Harold Jackson, WR (Honorable Mention, UPI)
 Charlie Cowan, T (Honorable Mention, UPI)
 Joe Scibelli, G (Honorable Mention, UPI)
 Jack Reynolds, LB (Honorable Mention, UPI)
1976 Jack Youngblood, DE (First Team, AP, UPI, TSN, PFW, NYN)
 Isiah Robertson, LB (First Team, AP, UPI, TSN, PFW)
 Monte Jackson, CB (First Team, AP, UPI, TSN, PFW, NYN)
 Cullen Bryant, KR (First Team, PFW)
 Harold Jackson, WR (Second Team, UPI)
 Tom Mack, G (Second Team, UPI)
 Lawrence McCutcheon, RB (Second Team, UPI)
 Larry Brooks, DT (Second Team, UPI)
 Dave Elmendorf, SS (Second Team, UPI)
 Ron Jessie, WR (Honorable Mention, UPI)
1977 Harold Jackson, WR (First Team, UPI, TSN, NYN)
 Tom Mack, G (First Team, UPI, TSN, PFW)
 Lawrence McCutcheon, RB (First Team, UPI)
 Larry Brooks, DT (First Team, TSN, NYN)
 Isiah Robertson, LB (First Team, UPI, TSN, PFW)
 Monte Jackson, CB (First Team, UPI, TSN, PFW, NYN)
 Bill Simpson, FS (First Team, TSN)
 Pat Haden, QB (Second Team, UPI)
 Pat Thomas, CB (Honorable Mention, UPI)
 Rich Saul, C (Honorable Mention, UPI)
1978 Doug France, T (First Team, TSN, PFW)
 Dennis Harrah, G (First Team, UPI, PFW)
 Tom Mack, G (First Team, TSN)
 Jack Youngblood, DE (First Team, UPI, TSN, PFW, NYN)
 Larry Brooks, DT (First Team, UPI, TSN, PFW)
 Jim Youngblood, LB (First Team, UPI, NYN)
 Pat Thomas, CB (First Team, UPI, PFW, NYN)
 Rod Perry, CB (First Team, TSN, NYN)
 Bill Simpson, FS (First Team, PFW)
 Frank Corral, K (First Team, UPI, TSN, PFW)
 Jackie Wallace, PR (First Team, PFW, NYN)
1979 Dennis Harrah, G (First Team, PFW, NYN)
 Rich Saul, C (First Team, PFW, NYN)
 Jack Youngblood, DE (First Team, UPI, TSN, PFW, NYN)
 Jack Reynolds, MLB (First Team, TSN)
 Jim Youngblood, LB (First Team, TSN, NYN)
 Doug France, T (Second Team, UPI)
 Larry Brooks, DT (Second Team, UPI)
 Dave Elmendorf, SS (Honorable Mention, UPI)
 Nolan Cromwell, FS (Honorable Mention, UPI)
1980 Doug France, T (First Team, PFW)
 Kent Hill, G (First Team, UPI, PFW, NYN)
 Rich Saul, C (First Team, SI)

Jack Youngblood, DE (First Team, UPI, NYN)
 Pat Thomas, CB (First Team, UPI, PFW, NYN)
 Nolan Cromwell, FS (First Team, UPI, PFW)
 Dennis Harrah, G (Second Team, UPI)
 Larry Brooks, DT (Second Team, UPI)
 (First Team, NYN)
 Jack Reynolds, MLB (Second Team, UPI)
 Rod Perry, CB (Second Team, UPI)
 (First Team, NYN)
 Vince Ferragamo, QB (Honorable Mention, UPI)
1981 Nolan Cromwell, FS (First Team, PFW, NYN)
 LeRoy Irvin, CB (First Team, PFW)
 Rod Perry, CB (First Team, NYN)
 Rich Saul, C (First Team, NYN)
 Jack Youngblood, DE (First Team, NYN)
1982 Kent Hill, G (First Team, UPI)
 Nolan Cromwell, FS (First Team, UPI)
1983 Jackie Slater, T (First Team, UPI)
 Kent Hill, G (First Team, PFW, UPI)
 Eric Dickerson, RB (First Team, UPI, PFW)
 Nolan Cromwell, SS (First Team, PFW)
 Johnnie Johnson, FS (Second Team, UPI)
 Mike Barber, TE (Second Team, UPI)
 Jim Collins, LB (Second Team, UPI)
1984 Bill Bain, T (First Team, PFW)
 Eric Dickerson, RB (First Team, UPI, PFW)
 Jim Collins, LB (First Team, PFW)
 Henry Ellard, KR (First Team, PFW)
 Dennis Harrah, G (Second Team, UPI)
 Kent Hill, G (Second Team, UPI)
 Jack Youngblood, DE (Second Team, UPI)
1985 Jackie Slater, T (First Team, FN)
 Dennis Harrah, G (First Team, UPI)
 Jim Collins, LB (First Team, FN)
 Gary Green, CB (First Team, FN)
 Dale Hatcher, P (First Team, UPI, FN)
 Ron Brown, KR (First Team, FN)
 Henry Ellard, WR (First Team, FN)
 Kent Hill, G (Second Team, UPI)
 LeRoy Irvin, CB (Second Team, UPI)
1986 Jackie Slater, T (First Team, UPI, PFW, FN)
 Dennis Harrah, G (First Team, UPI, PFW)
 Doug Smith, C (First Team, FN)
 Eric Dickerson, RB (First Team, UPI, PFW, FN)
 LeRoy Irvin, CB (First Team, UPI)
 Jerry Gray, CB (First Team, UPI, PFW, FN)
 Vince Newsome, SS (Second Team, UPI)
 Carl Ekern, LB (Second Team, UPI)
 Mark Jerue, LB (Second Team, UPI)
1987 Jackie Slater, T (First Team, UPI, PFW, FN)
 Tom Newberry, G (First Team, UPI, PFW)
 Charles White, RB (First Team, UPI, PFW, FN)
 Jerry Gray, CB (First Team, PFW)
 Dennis Harrah, G (Second Team, UPI)
1988 Henry Ellard, WR (First Team, UPI, PFW)
 Jackie Slater, T (First Team, PFW)
 Tom Newberry, G (First Team, PFW, UPI, FN)

Jerry Gray, CB (First Team, PFW)
 Robert Delpino, ST (First Team, PFW)
 Jim Everett, QB (Second Team, UPI)
1989 Henry Ellard, WR (First Team, FN)
 Jackie Slater, T (First Team, PFW)
 Tom Newberry, G (First Team, UPI, PFW, FN)
 Doug Smith, C (First Team, FN)
 Jerry Gray, CB (First Team, PFW, FN)
 Kevin Greene, LB (Second Team, UPI)
1990 Jackie Slater, T (First Team, PFW)
 Tom Newberry, G (Second Team, UPI)
1993 Jerome Bettis, RB (First Team, UPI, PFW, FN)
 Sean Gilbert, DT (First Team, UPI, PFW, FN)
1994 Sean Landeta, P (Second Team, UPI)
1996 Isaac Bruce, WR (Second Team, UPI)

ALL-WEST CONFERENCE

1956 Duane Putnam, G (TSN)
 Les Richter, MLB (TSN)
1957 Duane Putnam, G (TSN)
 Tom Wilson, HB (TSN)
 Les Richter, MLB (TSN)
 Will Sherman, DB (TSN)
1958 Del Shofner, E (TSN)
 Duane Putnam, G (TSN)
 Jon Arnett, RB (TSN)
 Les Richter, MLB (TSN)
 Will Sherman, DB (TSN)
1959 Del Shofner, E (TSN)
1960 Jim Phillips, E (TSN)
1961 Jim Phillips, E (TSN)
 Ed Meador, DB (TSN)
1962 Dick Bass, FB (TSN)
1963 Rosey Grier, DT (TSN)
 Jack Pardee, LB (TSN)
1964 Frank Varrichione, T (TSN)
 Merlin Olsen, DT (TSN)
 Ed Meador, S (TSN)
 Bruce Gossett, K (TSN)
1965 Merlin Olsen, DT (TSN)
 Ed Meador, DB (TSN)
1966 David Jones, DE (TSN)
 Merlin Olsen, DT (TSN)
 Maxie Baughan, LB (TSN)
 Ed Meador, DB (TSN)
 Bruce Gossett, K (TSN)
1967 David Jones, DE (TSN)
 Merlin Olsen, DT (TSN)
 Roger Brown, DT (TSN)
 Maxie Baughan, LB (TSN)
 Ed Meador, S (TSN)
1968 Charlie Cowan, T (TSN)
 David Jones, DE (TSN)
 Merlin Olsen, DT (TSN)
 Maxie Baughan, LB (TSN)
 Ed Meador, S (TSN)
1969 Bob Brown, T (TSN)

Tom Mack, G (TSN)
 Roman Gabriel, QB (TSN)
 David Jones, DE (TSN)
 Merlin Olsen, DT (TSN)
 Maxie Baughan, LB (TSN)
 Ed Meador, S (TSN)

NFL ALL-ROOKIE

1971 Dave Elmendorf, S (UPI,FD)
 Jack Youngblood, DE (FD)
 Isiah Robertson, LB (AP, UPI, PFW, FD)
1972 Jim Bertleson, RB (UPI, PFW, FD)
1973 Lawrence McCutcheon, RB (UPI)
1974 Bill Simpson, S (PFWA)
1975 Doug France, T (PFWA)
 Monte Jackson, CB (UPI, FD)
1976 Pat Haden, QB (FD)
 Rusty Jackson, P (PFWA)
1977 Billy Waddy, WR (UPI, PFW, PFWA, FD)
 Rafael Septien, K (UPI, PFW, PFWA, FD)
 Bob Brudzinski, LB (AP, UPI, PFW, PFWA)
1978 Frank Corral, K (UPI, PFW, PFWA, FD)
1980 Johnnie Johnson, S (UPI, PFW, FD, PFWA)
1983 Eric Dickerson, RB (UPI, PFW, FD, PFWA)
1985 Dieter Brock, QB (UPI, FD, PFWA)
 Dale Hatcher, P (UPI, PFWA)
1986 Tom Newberry, G (UPI, PFWA, PFW)
 Jim Everett, QB (UPI, PFWA, PFW)
1988 Fred Strickland, LB (PFW)
1989 Bill Hawkins, DE (PFWA, PFW)
 Frank Stams, LB (FD)
1990 Pat Terrell, S (FN)
1992 Sean Gilbert, DT (PFWA)
1993 Jerome Bettis, RB (PFWA, CPFN)
1994 Wayne Gandy, T (CPFN)
 Keith Lyle, S (PFW)
1995 Kevin Carter, DE (FN, CPFN)
1996 Tony Banks, QB (CPFN, FN, PFW)
 Eddie Kennison, WR (CPFN, PFW)
 Eddie Kennison, PR (CPFN, FD, PFW)

ALL-MADDEN

1984 Bill Bain, G
 Jack Youngblood, DE
1985 Bill Bain, G
 Ron Brown, KR
 Eric Dickerson, RB
 Garry Green, CB
 Dennis Harrah, G
 Jackie Slater, T
1987 Tom Newberry, G
 Jackie Slater, T
1988 Tom Newberry, G
 Jerry Gray, CB
1989 Kevin Greene, LB
 Tom Newberry, G
 Jackie Slater, T

1990 Jackie Slater, T
1991 Robert Delpino, FB
1993 Jerome Bettis, RB
 Sean Gilbert, DT
1995 Isaac Bruce, WR
 Jackie Slater, T (Hall of Fame)
1996 Isaac Bruce, WR
 Jack Youngblood, DE (SuperBowl Team)
 Jackie Slater, T (SuperBowl Team)

PRO BOWL

1938 (1) - Ed Goddard QB
1939 (5) - Jim Benton E, Johnny Drake FB,
 Parker Hall QB,
 Vic Spadaccini QB,
 John Wiatrak C
1940 (2) - Ollie Cordell B, Ted Livingston G
1941 (2) - Chet Adams T, Dante Magnani HB
1950 (8) - Larry Brink DE, Glenn Davis HB,
 Tom Fears E, Dick Hoerner FB,
 Dick Huffman T, Woodley Lewis HB, Norm
 Van Brocklin QB, Bob Waterfield QB
1951 (8) - Larry Brink DE (2), Elroy Hirsch E,
 Don Paul C, Dan Towler HB,
 Norm Van Brocklin QB (2),
 Bob Waterfield QB (2),
 Stan West G, Paul Younger FB
1952 (7) - Elroy Hirsch E (2), Don Paul C (2),
 Dan Towler HB (2),
 Norm Van Brocklin QB (3),
 Stan West G (2), Jim Winkler T,
 Paul Younger FB (2)
1953 (6) - Elroy Hirsch E (3), Don Paul C (3),
 Andy Robustelli DE, Dan Towler HB (3),
 Norm Van Brocklin QB (4),
 Paul Younger FB (3)
1954 (7) - Bob Boyd E, Leon McLaughlin C,
 Duane Putnam G, Skeet Quinlan HB,
 Les Richter LB, Dan Towler HB (4),
 Norm Van Brocklin QB (5)
1955 (9) - Leon Clarke E, Bud McFadin DT,
 Paul Miller DE, Duane Putnam G (2),
 Les Richter LB (2),
 Andy Robustelli DE (2),
 Will Sherman S,
 Norm Van Brocklin QB (6),
 Ron Waller HB
1956 (6) - Leon Clarke E (2), John Hock G,
 Bud McFadin DT (2), Les Richter LB (3),
 Tom Wilson RB, Paul Younger FB (4)
1957 (5) - Jon Arnett HB, Dick Daugherty LB,
 Duane Putnam G (3), Les Richter LB (4),
 Tom Wilson HB (2)
1958 (6) - Jon Arnett HB (2), Duane Putnam G (4),
 Les Richter LB (5), Will Sherman S (2),
 Del Shofner SE, Bill Wade QB
1959 (4) - Jon Arnett HB (3), Lamar Lundy DE,

- Les Richter LB (6), Del Shofner SE (2)
- 1960 (4)** - Jon Arnett HB (4), Ed Meador DB, Jim Phillips E, Les Richter LB (7)
- 1961 (3)** - Jon Arnett HB (5), Jim Phillips E (2), Les Richter LB (8)
- 1962 (4)** - Dick Bass HB, Merlin Olsen DT, Jim Phillips E (3), Frank Varrichione T
- 1963 (3)** - Dick Bass HB (2), Merlin Olsen DT (2), Jack Pardee LB
- 1964 (3)** - David Jones DE, Ed Meador DB (2), Merlin Olsen DT (3)
- 1965 (4)** - David Jones DE (2), Tom McDonald E, Ed Meador DB (3), Merlin Olsen DT (4)
- 1966 (7)** - Dick Bass HB (3), Maxie Baughan LB, Bruce Gossett K, David Jones DE (3), Marlin McKeever TE, Ed Meador DB (4), Merlin Olsen DT (5)
- 1967 (10)** - Maxie Baughan LB (2), Roger Brown DT, Bernie Casey FL, Roman Gabriel QB, David Jones DE (4), Les Josephson HB, Tom Mack G, Ed Meador DB (5), Merlin Olsen DT (6), *Jack Snow SE
- 1968 (9)** - Maxie Baughan LB (3), Joe Carollo T, Charlie Cowan T, Roman Gabriel QB (2), Bruce Gossett K (2), David Jones DE (5), Tom Mack G (2), Merlin Olsen DT (7), Joe Scibelli G
- 1969 (7)** - *Maxie Baughan LB (4), *Bob Brown T, Charlie Cowan T (2), Roman Gabriel QB (3), David Jones DE (6), Tom Mack G (3), Merlin Olsen DT (8)
- 1970 (5)** - *Bob Brown T (2), Charlie Cowan T (3), David Jones DE (7), Tom Mack G (4), *Merlin Olsen DT (9)
- 1971 (4)** - *Willie Ellison RB, Tom Mack G (5), Merlin Olsen DT (10), Isiah Robertson LB
- 1972 (4)** - Coy Bacon DE, Dave Chapple P, Tom Mack G (6), Merlin Olsen DT (11)
- 1973 (8)** - Jim Bertelsen RB, John Hadl QB, Harold Jackson WR, Tom Mack G (7), Lawrence McCutcheon RB, Merlin Olsen DT (12), Isiah Robertson LB (2), Jack Youngblood DE
- 1974 (6)** - James Harris QB, Tom Mack G (8), Lawrence McCutcheon RB (2), Merlin Olsen DT (13), Isiah Robertson LB (3), Jack Youngblood DE (2)
- 1975 (8)** - Fred Dryer DE, Harold Jackson WR (2), Tom Mack G (9), Lawrence McCutcheon RB (3), Merlin Olsen DT (14), Jack Reynolds LB, Isiah Robertson LB (4), Jack Youngblood DE (3)
- 1976 (7)** - Larry Brooks DT, Monte Jackson CB, Ron Jessie WR, Lawrence McCutcheon RB (4), Isiah Robertson LB (5), Rich Saul C, Jack Youngblood DE (4)
- 1977 (10)** - Larry Brooks DT (2), Doug France T, Pat Haden QB, Harold Jackson WR (3), *Monte Jackson CB (2), Tom Mack G (10), Lawrence McCutcheon RB (5), Isiah Robertson LB (6), Rich Saul C (2), Jack Youngblood DE (5)
- 1978 (10)** - *Larry Brooks DT (3), Frank Corral K, Doug France T (2), Dennis Harrah G, Cody Jones DT, Tom Mack G (11), Rod Perry CB, Rich Saul C (3), Pat Thomas CB, Jack Youngblood DE (6)
- 1979 (5)** - Larry Brooks DT (4), Dennis Harrah G (2), Rich Saul C (4), Jack Youngblood DE (7), Jim Youngblood LB
- 1980 (8)** - Larry Brooks DT (5), Nolan Cromwell S, Dennis Harrah G (3), Kent Hill T, Rod Perry CB (2), Jack Reynolds LB (2), Rich Saul C (5), *Pat Thomas CB (2)
- 1981 (2)** - Nolan Cromwell S (2), Rich Saul C (6)
- 1982 (2)** - Nolan Cromwell S (3), Kent Hill T (2)
- 1983 (4)** - Nolan Cromwell S (4), Eric Dickerson RB, Kent Hill T (3), Jackie Slater T
- 1984 (4)** - Eric Dickerson RB (2), Henry Ellard KR, Kent Hill T (4), Doug Smith C
- 1985 (9)** - Ron Brown KR, Jim Collins LB, Gary Green CB, Dennis Harrah G (4), Dale Hatcher P, Kent Hill T (5), LeRoy Irvin CB, Jackie Slater T (2), *Doug Smith C (2)
- 1986 (7)** - Eric Dickerson RB (3), Carl Ekern LB, Jerry Gray CB, Dennis Harrah G (5), LeRoy Irvin CB (2), Jackie Slater T (3), Doug Smith C (3)
- 1987 (5)** - Jerry Gray CB (2), Dennis Harrah G (6), Jackie Slater T (4), Doug Smith C (4), Charles White RB
- 1988 (5)** - Henry Ellard WR (2), Jerry Gray CB (3), Tom Newberry G, Jackie Slater T (5), Doug Smith C (5)
- 1989 (6)** - Henry Ellard WR (3), *Jim Everett QB, Jerry Gray CB (4), Kevin Greene LB, *Tom Newberry G (2), Jackie Slater, T (6), Doug Smith C (6)
- 1990 (2)** - Jim Everett QB (2), Jackie Slater T (7)
- 1993 (2)** - Jerome Bettis RB, Sean Gilbert DT
- 1994 (1)** - Jerome Bettis RB (2)
- 1996 (1)** - Isaac Bruce, WR (1)
- *Selected but did not play

RAMS PRO BOWLERS BY POSITION

Quarterback	19
Running Back	40
Wide Receiver	22
Tight End	1
Tackle	23
Guard	26
Center	16
Defensive End	22
Defensive Tackle	25
Linebacker	25
Defensive Back	18
Safety	6
Punter	2
Kicker	3
Kick Returner	2



WR Isaac Bruce earned his first Pro Bowl invitation in 1996.

PLAYER OF THE WEEK

1970	David Jones, DE, Week 8 (AP)
1983	Jack Youngblood, DE, Week 16 (PFW)
1984	Jack Youngblood, DE, Week 5 (NFC Defensive) Eric Dickerson, RB, Week 10 (NFC Offensive) Eric Dickerson, RB, Week 15 (NFC Offensive)
1985	Dieter Brock, QB, Week 4 (NFC Offensive) Jim Collins, ILB, Week 5 (NFC Defensive) LeRoy Irvin, CB, Week 6 (NFC Defensive) Ron Brown, WR-KR, Week 12 (NFC Offensive)
1986	Mel Owens, OLB, Week 3 (NFC Defensive) Eric Dickerson, RB, Week 5 (NFC Offensive) Nolan Cromwell, S, Week 12 (NFC Defensive)
1987	Charles White, RB, Week 10 (NFC Offensive) Jim Everett, QB, Week 13 (NFC Offensive)
1988	Gary Jeter, DE, Week 3 (NFC Defensive) Kevin Greene, OLB, Week 6 (NFC Defensive) Jim Everett, QB, Week 16 (NFC Offensive)
1989	Vince Newsome, S, Week 3 (NFC Defensive) Jim Everett, QB, Week 10 (NFC Offensive) Henry Ellard, WR, Week 11 (NFC Offensive) Willie Anderson, WR, Week 12 (NFC Offensive) Brett Faryniarz, OLB, Week 15 (NFC Defensive) Greg Bell, RB, Week 16 (NFC Offensive)
1990	Jim Everett, QB, Week 7 (NFC Offensive)
1992	Todd Lyght, CB, Week 2 (NFC Defensive) Jim Everett, QB, Week 14 (NFC Defensive)
1993	Sean Gilbert, DT, Week 2 (NFC Defensive) Jim Everett, QB, Week 4 (NFC Offensive) Sean Landeta, P, Week 12 (NFC Special Teams) Jerome Bettis, RB, Week 15 (NFC Offensive)
1994	Sean Landeta, P, Week 4 (NFC Special Teams)

1995	Isaac Bruce, WR, Week 1 (NFC Special Teams) Chris Miller, QB, Week 4 (NFC Offensive) Isaac Bruce, WR, Week 6 (NFC Offensive) Sean Landeta, P, Week 11 (NFC Special Teams) Sean Landeta, P, Week 14 (NFC Special Teams)
1996	Anthony Parker, CB, Week 7 (NFC Defensive) Eddie Kennison, WR, Week 10 (NFC Special Teams) Eddie Kennison, WR, Week 16 (NFC Offensive)

PLAYER OF THE MONTH

1986	Eric Dickerson, RB, Oct. (NFC Offense)
1988	Jim Everett, QB, Sept. (NFC Offense) Henry Ellard, WR, Dec. (NFC Offense)
1994	Sean Landeta, P, Sept. (NFC Special Teams)
1995	Roman Phifer, LB, Sept. (NFC Defense) Isaac Bruce, WR, Oct. (NFC Offense) Sean Landeta, P, Nov. (NFC Special Teams)
1996	Keith Lyle, S, Oct. (NFC Defense)

NFL ROOKIE OF THE MONTH

1996	Eddie Kennison, WR (Oct.)
------	---------------------------

AP - Associated Press; CO - Coaches' All-Pro Team; CFPN - College and Pro Football Newsweekly; FD - Football Digest; FN - Football News; HA - Chicago Herald-American; HOF - Hall of Fame Selection Committee; INS - International News Service; NEA - Newspaper Enterprise Association; NFL - National Football League; NYM - New York Daily Mirror; NYN - New York Daily News; NYP - New York Post; PFW - Pro Football Weekly; PFWA - Pro Football Writers of America; SI - Sports Illustrated; TSN - The Sporting News; UPI - United Press International; WP - Washington Post

RAMS IN THE PRO FOOTBALL HALL OF FAME

1963 — Earl (Dutch) Clark, Coached Rams (1939-42). Played QB for Portsmouth Spartans (1931-32) and Detroit Lions (1934-39). All-NFL six times and three time NFL scoring champion. Led Detroit to their first NFL championship (1935). Coached Lions (1937-38). Played college football at Colorado College.

1965 — Bob Waterfield, QB (1945-52). Guided Rams to two NFL Championships (1945 and 1951). Only rookie QB to lead team to NFL title (1945). Threw two touchdowns against Washington to win 1945 Championship, 15-14. Three-time All-Pro selection. Voted to two consecutive Pro Bowls (1950-51). Received Joe F. Carr Trophy as NFL Most Valuable Player in 1945. Named NFL Player of the Year in 1950 by Washington D.C. Touchdown Club. Selected to NFL's All-Decade Team for 1940's. Led NFL in passing (1951). Played college football at UCLA.

1967 — Daniel Reeves, Owner of Rams (1941-71). Teams won two World Championships (1945 and 1951). First to integrate football in modern era with signing of Kenny Washington and Woody Strode a year before major league baseball accepted Jackie Robinson. Developed scientific scouting system that is practiced universally and established current television formula for NFL. Was major contributor to AFL-NFL merger. Also owned Jersey City Giants of American League (1939). NFL Executive of the Year by Sporting News (1955). Graduate of Georgetown University.

1968 — Elroy (Crazylegs) Hirsch, WR/RB (1949-57). Ranks second on Rams all-time receiving yards list with 6,289 and third with 343 receptions. Caught touchdown passes in 11 straight games in 1950-51. Led Rams to NFL championship with 17 touchdown receptions in 1951. Averaged 51.2 yards per catch on those 17 touchdowns. Finished with 55 touchdowns to rank second on Rams career list. Succeeded Pete Rozelle as General Manager for Rams (1960-69). Also played for Chicago Rockets (1946-48). Was first round draft choice in 1945. Played college football at Wisconsin and Michigan.

1970 — Tom Fears, WR (1948-56). Ranks second on Rams' all-time receptions list with 400 and is fourth with 5,397 receiving yards. Led NFL in receptions three times and touchdown receptions once. Posted two 1,000-yard seasons. Scored game clinching 73-yard touchdown to lift Rams to 1951 NFL championship over Cleveland. Holds Rams' playoff record with three 100-yard games during post-season. Also holds Ram playoff records with 28 receptions and 572 yards. Served as Rams assistant coach (1960-61). Was 11th round draft choice in 1945. Played college football at Santa Clara and UCLA.

1971 — Andy Robustelli, DE (1951-55). Helped Rams claim World Championship in 1951. Selected to seven Pro Bowls, two with Rams (1953 and 1955). Played on winning teams in 13 of his 14 years. Also played for N.Y. Giants (1956-64). Was 19th round draft choice in 1951. Played college football at Arnold College.

1971 — Norm Van Brocklin, QB (1949-57). Led Rams to 1951 World Championship with 73-yard touchdown pass in fourth quarter to beat Cleveland. Led NFL in passing twice (1950 and 1952). Set NFL record with 554 passing yards against New York Yankees in 1951. Named to six consecutive Pro Bowls with Rams (1952-55). NFL Player of the Year by Washington D.C. Touchdown Club in 1954. Selected to NFL 1950's All-Decade Team. Also played for Philadelphia Eagles (1958-60). Led Eagles to 1960 NFL Championship and threw three touchdowns in 1960 Pro Bowl. Finished with 23,611 yards passing. Played college football at Oregon.

1972 — Ollie Matson, HB (1959-62). Selected to five Pro Bowls, including four straight (1954-57). Named Most Valuable Player of Pro Bowl in 1955. Was three-time Eastern Division All-Star choice (1956-58) and Western Division All-Star (1959). Also played for Chicago Cardinals (1952, 1954-58), Detroit Lions (1963) and Philadelphia Eagles (1964-66). One of only three players (Jim Thorpe and Bob Hayes) ever to win an Olympic medal and make NFL All-Pro during his career. Traded to Rams from Chicago for nine players in 1959. First round pick by Cardinals in 1952. Played college football at University of San Francisco.



Bob Waterfield



Dan Reeves



Tom Fears



Ollie Matson

1974 — Bill George, LB (1966). Played 14 seasons for Chicago Bears (1952-65) prior to joining Rams in 1966. Became NFL's first middle linebacker when he dropped off line from middle guard position in 1954. Voted to Pro Bowl eight straight seasons (1955-62). Was an eight-time All-NFL selection. Registered 18 career interceptions. Played college football at Wake Forest.

1974 — Dick (Night Train) Lane, DB (1952-53). Set NFL interception record with 14 as rookie in 1952. Led NFL in interceptions twice (1952 and 1954). All-NFL five times and selected to six Pro Bowls. Posted 68 career interceptions. Named to NFL's All-Decade Team for 1950's. Also played for Detroit Lions (1960-65) and Chicago Cardinals (1954-59). Played college football at Scottsbluff Junior College.

1980 — David (Deacon) Jones, DE (1961-71). Selected to NFL's 75th Anniversary team in 1994. Recorded team-best 160 sacks with Rams and 180.5 for career. Registered 26 sacks during 1967 season. Reached double figures in sacks seven times, including three 20-sack seasons. Became first defensive lineman to record 100 solo tackles in single season (1967). Named NFL's Defensive Player of the Year twice (1967-68). Voted to Pro Bowl nine times, including seven straight with Rams (1964-70). NFL All-Pro selection 10 times. Made NFL's All-Decade Team in 1960's. Also played for San Diego Chargers (1972-73) and Washington Redskins (1974). Played college football at South Carolina State and Mississippi Vocational.

1982 — Merlin Olsen, DT (1962-76). Selected to NFL's 75th Anniversary team in 1994. Holds NFL record with 14 consecutive Pro Bowl appearances (1962-75). Defensive MVP of 1969 Pro Bowl. NFL All-Pro selection eight straight seasons (1963-70). Played in 198 consecutive games to close out career. Western Conference All-Star Team choice six times (1964-69). Named NFL Player of the Year by Philadelphia's Maxwell Club in 1974. Named NFC Defensive Lineman of the Year by NFLPA in 1973. Chosen to NFL's All-Decade Team in 1960's and 70's. Rams' all-time leading tackler with 915 total stops. First round draft choice in 1962. Played college football at Utah State.

1983 — Sid Gillman, Coached Rams (1955-59). Led Rams to NFL Western Division title in 1955. Posted record of 123-104-7 during 18-year pro career. Also coached San Diego Chargers (1960-71) and Houston Oilers (1973). Recognized as foremost authority on forward pass. Considered the greatest contributor to success of AFL. Led Chargers to five Western Division titles in first six years.

1985 — Joe Namath, QB (1977). Spent 12 seasons with New York Jets (1965-76). Led Jets to Super Bowl III title over Baltimore in 1969. Jets became first AFL team to win Super Bowl. Selected to 1972 Pro Bowl. Played in AFL All-Star game three times (1965-68). AFL Rookie of Year (1965). Established AFL passing record with 4,007 yards (1967). Finished with 27,663 yards passing and 173 touchdowns during 13-year career. First round draft pick of New York in 1965. Played college football at Alabama.

1985 — Pete Rozelle, Commissioner (1960-89). Served as Rams' Public Relations Director (1952-55) and General Manager (1957-60). Had longest tenure as commissioner in NFL history. Credited with allowing NFL to become most popular sport in America. Brought television into NFL (1962). Named Sportsman of the Year by Sports Illustrated (1963). Helped establish Monday Night Football package with ABC (1969). Developed American Bowl series to play preseason games in England, Europe and Japan (1985).

1991 — Tex Schramm, Team President/General Manager. Served as Rams' General Manager and Public Relations Director (1947-57). Rams recorded eight consecutive winning seasons (1948-55) and won 1951 World Championship during his 11-year stint in Los Angeles. Built Dallas Cowboys into one of winningest teams in NFL history. Posted 20 consecutive winning seasons during his tenure (1966-86). Named NFL Executive of the Year by Sporting News (1977). Helped Dallas win two Super Bowl titles (1972 and 1978).



Dick (Night Train) Lane



David (Deacon) Jones



Sid Gillman



Tex Schramm

HOMES OF THE RAMS

LEAGUE PARK, Cleveland

Years Played: 1937, 1942, 1944-45

Record: 7-7 (.500)

First Game: 10/3/37 - Rams defeated by Chicago Cardinals, 6-0

Last Game: 12/2/45 - Rams defeat Boston Yanks, 20-7

Highlights: Rams finished 1945 season with 4-0 record at League Park, their first unbeaten home record.

MUNICIPAL STADIUM, Cleveland

Years Played: 1937, 1939-41, 1945

Record: 6-8-2 (.438)

First Game: 9/10/37 - Rams defeated by Detroit Lions, 28-0

Last Game: 12/16/45 - Rams defeat Washington Redskins, 15-14

Highlights: Bob Waterfield threw two touchdown passes to lead Rams to their first World Championship, 15-14, over Washington. It was final home game for Rams in Cleveland before moving to Los Angeles...Rams played first game as NFL franchise before 25,000 at Municipal Stadium, but lost to Detroit, 28-0 (9/10/37).

SHAW STADIUM (named after high school on Shaw Avenue), Cleveland

Years Played: 1938

Record: 2-2 (.500)

First Game: 9/17/38 - Rams defeated by Chicago Cardinals, 7-6

Final Game: 10/30/38 - Rams defeated by Green Bay Packers, 28-7

MEMORIAL COLISEUM, Los Angeles

Years Played: 1946-79

Record: 145-79 (.647) (142-75 regular season; 3-4 postseason)

First Game: 9/29/46 - Rams defeated by Philadelphia Eagles, 25-14

Last Game: 12/16/79 - Rams defeated by New Orleans Saints, 29-14

Highlights: Norm Van Brocklin broke 17-17 tie in fourth quarter with 73-yard touchdown pass to Tom Fears as Rams claimed second World Championship, 24-17, over Cleveland Browns (12/23/51)...Rams posted winning home record in 26 of 34 seasons at Coliseum, including 7-0 mark in 1973 ... Rams became first team in NFL history to score 70 points in game with 70-27 victory over Baltimore Colts (10/22/50).



ANAHEIM STADIUM, Anaheim

Years Played: 1980-94

Record: 61-57 (.517) (60-56 regular season; 1-1 postseason)

First Game: 9/7/80 - Rams defeated by Detroit Lions, 40-21

Last Game: 12/24/94 - Rams defeated by Washington Redskins, 24-21

Highlights: Eric Dickerson broke O.J. Simpson's single season rushing record with a 215-yard performance against Houston (12/9/84). Dickerson finished season with 2,105 yards.

BUSCH STADIUM, St. Louis

Years Played: 1995

Record: 3-1 (.750)

First Game: 9/10/95 - Rams defeat New Orleans Saints, 17-13

Last Game: 10/22/95 - Rams defeated by San Francisco 49ers, 44-10

Highlights: Rams vs. Saints was first NFL game in St. Louis since 1987.

TRANS WORLD DOME, St. Louis

Years Played: 1995-present

Record: 5-7 (.417)

First Game: 11/12/95 - Rams defeat Carolina Panthers, 28-17

Highlights: Jackie Slater became first player in NFL history to play 20 seasons with one team by starting against Carolina (11/12/95). Dome opener crowd of 65,598 against Carolina is largest ever to watch professional sporting event in St. Louis. Rams scored season high 59 points against Atlanta (11/10/96), the third highest point total in franchise history.



THE RAMS STORY



1936 Under head coach Damon Wetzel's guidance, Cleveland Rams post second best record in American Football League with a 5-2-2 mark.

1937 On Feb. 13, the National Football League grants a Cleveland franchise to Homer Marshman and Associates, a prominent group of local businessmen. Hugo Bezdek is named head coach. As the league's rookie franchise, Rams finish with a 1-10-0 record. Bob Kelley is named radio play-by-play announcer at start of season.

1938 Assistant coach Art Lewis takes over team after three losses and Rams win three of remaining seven games.

1939 Earl "Dutch" Clark becomes head coach. Rams hit .500 mark for the first time with 5-5-1 record. Parker Hall joins team as rookie tailback and wins Joe Carr Trophy as NFL's official Most Valuable Player. Hall becomes first Rams' player to be named first team All-Pro.

1940 Team drops back to 4-6-1 record. Johnny Drake, powerful Ram fullback, is named to first team All-NFL.

1941 Daniel F. Reeves and Fred Levy, Jr. purchase Rams in June and hire Billy Evans as general manager. Team wins first two games but drops next nine to finish in cellar. Guard Riley Matheson becomes first Rams' offensive lineman to be named to first team All-Pro.

1942 Evans resigns before 1942 season. Charles "Chile" Walsh replaces Art Lewis as assistant coach. Lt. Reeves and Major Levy depart to enter armed forces. Bob Kelley is named club secretary. Team finishes 5-6-0. Riley Matheson is named first team All-Pro for second straight season.

1943 Clark resigns. Chile Walsh is named head coach, but NFL grants Rams permission to suspend operations for one season because of wartime difficulties. Reeves buys out Levy. Riley Matheson is lone All-Pro selection.

1944 Chile Walsh becomes general manager and appoints Buff Donelli as head coach. Pickup

team finishes 4-6-0. Riley Matheson collects All-Pro honors for fourth consecutive season.

1945 Donelli joins military service. Walsh names his brother, Adam Walsh, as head coach. Third round draft choice (a future) Bob Waterfield from UCLA joins team as T-formation quarterback and leads Rams to 9-1-0 season for first divisional title in team's history. On icy field, Rams defeat Washington Redskins, 15-14, at Cleveland for world title. Waterfield becomes first player to receive unanimous vote for official NFL Most Valuable Player award. Walsh is named coach of the year. Riley Matheson, Jim Benton, Eberle Schultz and Jim Gillette receive All-Pro honors. Eddie Kotal joins team as chief scout and Bill John begins 29-year tenure as business manager.

1946 Reeves moves franchise to Los Angeles early in the year. After disappointing 6-4-1 season, both Walshes resign. Rams sign end Woody Strode and back Kenny Washington, two African-Americans, a year before Jackie Robinson breaks color barrier with Brooklyn Dodgers.

1947 Reeves assumes duties of general manager. Bob Snyder is named head coach with Joe



RB Lawrence McCutcheon spent eight seasons with the Rams.



DT Merlin Olsen earned 14 Pro Bowl invitations.

Stydahar as new assistant. Team is talent-heavy but injury-ridden in 6-6-0 season. Offensive linemen Riley Matheson and Dick Huffman are selected to All-Pro team. Reeves sells part interests to former partner Levy and to Edwin and Harold Pauley and Hal Seley.

1948 Clark Shaughnessy joins staff as advisory coach. On Sept. 3, Snyder resigns and Clark Shaughnessy becomes head coach. Team wins four of last five to post 6-5-1 mark. Fred Naumetz and Dick Huffman make All-Pro.

1949 Team wins first six games then hangs on to win first divisional title since moving west. Heavy rain holds down L.A. crowd as Philadelphia Eagles skid to 14-0 win over Rams in NFL title game. Rookie Norm Van Brocklin joins team and gives Rams top-notch one-two quarterback punch. Elroy Hirsch has fine rookie year. Rams have five players selected to All-Pro team—Dick Huffman, Tom Fears, Fred Naumetz, Bob Waterfield and Milan Lazetich.

1950 NFL absorbs AAFC, leaving Rams as lone pro team in Los Angeles after four years of two-league existence. In February, Stydahar becomes head coach, replacing Shaughnessy. Club opens new offices on Beverly Boulevard. Bill Granholm begins 18-year tenure as equipment

manager. Team sets 22 league records in rolling to conference title tie. Waterfield and end Tom Fears lead playoff win over Bears, 24-14, but following week in Cleveland, Lou Groza's late field goal stops Rams' title hopes, 30-28. Waterfield is named NFL Player of Year by Washington D.C. Touchdown Club. Fears, Dick Huffman and Dick Reinhard receive All-Pro recognition.

1951 Rams win third straight conference title on final day of season, then defeat Cleveland at the Coliseum, 24-17, on 73-yard pass, Van Brocklin to Fears, for first world title since moving to Los Angeles. Running backs Tank Younger and Dan Towler join Stan West and Larry Brink on All-Pro team.

1952 After team loses three straight pre-season games and drops league opener by big score, Stydahar resigns. He is replaced as head coach by Hamp Pool. Team loses two of next three, but wins last eight to tie for conference title. Rams lose playoff in Detroit. Rams trade 11 players to Dallas for rookie Les Richter, who then enters Army for two years. Waterfield retires. Dan Towler, Larry Brink and Stan West are named to All-Pro team for second straight year, while Herb Rich makes it for first time.

1953 Club co-owner Harold Pauley passes away. Team compiles 8-3-1 record, losing three games by total of eight points to finish third in conference. Rams defeat world champ Lions in both games. Elroy Hirsch, Dan Towler, Andy Robustelli and Don Paul named All-Pro.

1954 Bonus choice Bill Wade and tradee Les Richter both join Rams as rookies two years after going from college into military service. Norm Van Brocklin earns NFL Player of Year by Washington D.C. Touchdown Club. Team has disappointing 6-5-1 mark. Split end Bob Boyd is lone Ram to be named All-Pro. All assistant coaches resign. Pool soon follows suit.

1955 On Jan. 26, Rams hire Sid Gillman, head coach at University of Cincinnati, to replace Pool. Fine defensive year and clutch field goal kicking by Richter give team hard-fought 8-3-1 record for conference title. Cleveland wins title game at Coliseum 38-14. Duane Putnam, Norm Van Brocklin, Ron Waller, Andy Robustelli, Les Richter and Will Sherman give Rams six All-Pro selections.

1956 In form reversal, team loses five consecutive early-season games and finishes in cellar tie with 4-8 record. Duane Putnam and Les Richter earn All-Pro honors for second straight year.

1957 Ram owners name former Ram publicist Pete Rozelle as general manager. Team loses squeakers on road to 49ers and Lions, finishing 6-6-0, but only two games behind conference leaders. Guard Duane Putnam receives All-Pro recognition.

1958 In preseason trade, Van Brocklin goes to Eagles. Bill Wade sets many Ram passing marks en route to 8-4-0 year. Three Rams, Duane Putnam, Del Shofner and Jon Arnett, are first team All-Pro choices.

1959 Team has general letdown and many injuries for worst season since 1937, finishing 2-10-0. Ollie Matson, acquired in big trade, is workhorse at fullback. On last day of season, Gillman and staff resign. Del Shofner and Duane Putnam are repeat choices to All-Pro team.

1960 Following death of Bert Bell, Pete Rozelle is named NFL commissioner. Elroy Hirsch replaces Rozelle as Rams general manager. Bob Waterfield is named Ram head coach. Team finishes 4-7-1.

1961 Rams trade Bill Wade, Del Shofner, John Guzik for Zeke Bratkowski, Lindon Crow and 1962 first draft choice, which makes it possible to draft both Roman Gabriel and Merlin Olsen. Revamped Rams finish strongly after slow start, but still show 4-10-0 deficit. Split end Jim Phillips makes first team All-Pro.

1962 Rams lose four of first five games by narrow margins, then show only occasional surges of success en route to 1-12-1 year. Dick Bass provides bright spot with All-Pro selection. Waterfield resigns after eighth game. Harland Svare named interim head coach. On Dec. 27, in closed auction, Reeves reacquires control of Rams, purchasing full interests of co-owners Pauley, Levy, Seley and Bob Hope.

1963 Reeves sells 49% interest in Rams to Gene Autry, Bob Reynolds, Leonard Firestone, Paul A. O'Bryan, Robert Lehman, J.D. Stetson Coleman and Joseph A. Thomas. Svare is retained. Les Richter retires before season. After 0-5 record, Gabriel is reinstated as starting QB and plays last nine games without relief, guiding team to 5-4 mark and season record of 5-9-0. Rosey Grier is acquired from New York Giants and joins Deacon Jones, Merlin Olsen and Lamar Lundy to form original Fearsome Foursome.



1951 Division Title clinched.



Rams All-Pro linemen Joe Scibelli (71) and Charlie Cowan (73).

1964 Rams sign 10-year pact to play in "new look" Coliseum's "stadium-within-a-stadium." Fourteen rookies make the season squad. Club finishes fifth with 5-7-2 record. Deacon Jones records first 20-sack season in league history with 22. Merlin Olsen is selected to first team All-Pro.

1965 After winning only one of first 10, Rams take three of last four against top two teams in each conference, but Svare is dismissed. Deacon Jones and Merlin Olsen receive first team All-Pro honors.

1966 After a court fight, George Allen is released by George Halas from his assistant coaching duties with the Chicago Bears to become head coach of the Rams. NFL and AFL merge in spring. Bob Kelley, "Voice of the Rams" since the club's beginning in 1937, dies in September. Team finishes 8-6. Rams defense has three players named to first All-Pro—Merlin Olsen, Deacon Jones and Maxie Baughan.

1967 After 17 years on Beverly Boulevard, club moves to new building on Pico. Training camp is also moved to California State College at Fullerton after five years at Chapman College in Orange. Equipment manager Bill Granholm leaves club after 18 years to take position in league

office. Don Hewitt begins 28-year tenure as equipment manager. Rams record first unbeaten pre-season in history with six wins, including victories over first-ever AFL opponents, San Diego and Kansas City. Team completes finest win-loss season ever with 11-1-2 league record to win Coastal Division Championship, the first title of any kind since 1955, then loses to Green Bay 28-7 in Western Conference Championship Game. George Allen receives NFL Coach of Year honors by Sporting News. Repeat winners Deacon Jones, Merlin Olsen and Maxie Baughan are joined by newcomers Charlie Cowan and Eddie Meador on All-Pro team. Jones establishes NFL record with 26 sacks and becomes first defensive lineman to post 100 solo tackles in a single season.

1968 After playoff win over Cleveland in January, team finishes regular season with 10-3-1 record, second in Coastal Division to Baltimore's 13-1 mark. Attendance is over one million for second straight year and Ram defense sets new 14-game NFL record for fewest yards allowed. On Dec. 26, Allen is dismissed as head coach, but is re-hired two weeks later. Deacon Jones is named NFL Defensive Player of Year for second straight season after registering 24 sacks. Jones, Merlin Olsen and Eddie Meador receive All-Pro honors.



Scene from Cleveland Stadium in 1945 NFL championship game.

1969 After 20 years with the Rams as a player, general manager and assistant to the president, Elroy Hirsch leaves club to become athletic director at the University of Wisconsin. He is replaced by Public Relations Director Jack Teele, and John Sanders becomes Assistant General Manager. Team wins Coastal Division with 11-3 record before losing to Minnesota in Western Conference title game, 23-20. Quarterback Roman Gabriel is unanimous choice as the NFL's Most Valuable Player. Bob Brown, Charlie Cowan, Tom Mack, Gabriel, Deacon Jones, Merlin Olsen and Eddie Meador give Rams a team record seven All-Pro selections.

1970 Playoff Bowl victory over Dallas in January heads Rams toward their 25th year in Southern California. With the completion of the merger of the NFL and AFL, the Rams join San Francisco, Atlanta and New Orleans in the Western Division of the National Conference of the new 26-team National Football League. Rams finish second to 49ers with 9-4-1 record. George Allen's contract is not renewed. Deacon Jones, Merlin Olsen, Bob Brown and Eddie Meador are named All-Pro.

1971 On April 15, owner Daniel F. Reeves dies of cancer in New York. His longtime friend and business associate, William A. Barnes, becomes

President and General Manager. Tommy Prothro replaces Allen. Playing the toughest schedule in the NFL, the Rams finish with an 8-5-1 record, second to 49ers in the NFC West. Linebacker Isiah Robertson is lone All-Pro choice.

1972 In a history-making move, Baltimore Colts owner Carroll Rosenbloom trades the Baltimore franchise to Robert Irsay in exchange for the Rams. Irsay had purchased the Rams from the estate of the late Dan Reeves. The transaction was completed and announced on July 14. Rosenbloom, the most successful owner in the NFL over the last two decades, brings with him to Los Angeles Don Klosterman, Rosenbloom's general manager in Baltimore. After five years at Cal State Fullerton, Rams move training site to Cal State Long Beach. After 6-7-1 season, all coaches are dismissed. Tom Mack and Coy Bacon are first team All-Pro choices.

1973 An observer in '72, Rosenbloom begins to make changes early in 1973, and they pay off quickly. His choice for head coach, former Detroit assistant Chuck Knox, leads team to 12-2 season, winningest in Rams history, and Knox becomes "Coach of the Year." Roman Gabriel is traded to Philadelphia and the new quarterback, former San Diego Charger John Hadl, is NFC "Player of the

Year." Hadl is joined on All-Pro First Team by Harold Jackson, Joe Scibelli, Tom Mack, Jack Youngblood and Isiah Robertson. Rams win NFC West title, but lose in first round of playoffs to Dallas. Other changes introduced by Rosenbloom include return to blue and gold uniforms. Club returns to Cal State Fullerton for summer training.

1974 Carroll Rosenbloom's son, Steve, takes over as Assistant to the President. After 3-2 start, Rams trade John Hadl to Green Bay for five draft choices in bold move that stuns the football world. Hadl's backup, James Harris, becomes starter and leads team to 10-4 record, its second straight NFC Western title and its first playoff victory since 1951 (a 19-10 win over Washington) before the Rams bow to Minnesota, 14-10, in NFC title game. Merlin Olsen wins Bert Bell Trophy as NFL's Most Valuable Player. Tom Mack, Lawrence McCutcheon, Jack Youngblood, Fred Dryer, Isiah Robertson and Dave Elmendorf give Rams six All-Pro selections for second straight year.

1975 With defense allowing second fewest points in NFL history over a 14-game season (135), Rams win third straight NFC Western title by com-

pleting 12-2 season. Jack Youngblood is named NFC Defensive Player of Year and earns first team All-Pro honors along with Tom Mack and Isiah Robertson. After playoff victory over St. Louis, however, they bow to Dallas in the NFC Championship Game. The 34-8 record over the last three years is best in the NFL.

1976 Rams win NFC West title for fourth straight year with 10-3-1 record then beat Dallas, 14-12, for their first playoff victory on the road before 24-13 NFC title game loss at Minnesota. Quarterback injuries mar season and rookie Pat Haden becomes fourth different playoff QB in four years under Knox. Rams' 351 points is highest in NFC. Jack Youngblood, Isiah Robertson and Monte Jackson are named All-Pro. Merlin Olsen is invited to a league-record 14th Pro Bowl.

1977 Rams spearhead new Coliseum configuration which reduces capacity from 91,038 to 71,039. With Lawrence McCutcheon setting new club career rushing record of 5,523 yards, the Rams (10-4) roll to their fifth straight division title before 14-7 playoff loss to Minnesota in Coliseum. Isiah Robertson earns NFC Linebacker of Year



QB Earl "Dutch" Clark was the first Ram to be inducted into the Pro Football Hall of Fame in 1963.

award for third consecutive season. Larry Brooks and Monte Jackson receive first team All-Pro recognition. Following the campaign Knox resigns to take Buffalo Bills head coaching post.

1978 On Feb. 1, Rosenbloom hires George Allen but releases Allen after second preseason game. Ray Malavasi becomes head coach and leads club to 12-4 mark for the sixth straight division title (tying NFL record). Rams beat Minnesota, 34-10, in playoff but lose NFC title to Dallas. Pat Haden earns NFC Player of Year award. Jack Youngblood, Jim Youngblood, Dennis Harrah, Pat Thomas and Frank Corral give Rams five All-Pro players. Rams also announce move to Anaheim Stadium beginning in 1980.

1979 Carroll Rosenbloom dies April 2 and his widow, Georgia, becomes majority owner. Club moves to Rams Park in Anaheim, where offices and practice facilities are together. Despite multitude of injuries, team wins 7th straight division title to set NFL record, then beats Dallas (21-19) and Tampa Bay (9-0) in NFC Playoffs. Rams lose to Pittsburgh in Super Bowl XIV, 31-19. Defensive line is represented on All-Pro team by Larry Brooks and Jack Youngblood.

1980 With Anaheim Stadium's capacity set at 69,045, Rams sell out last six home games and fin-

ish with 11-5 record. Rams lead NFL in rushing for first time since 1957, gaining 2,799 yards. Rams set 15 club records and tie three others. Nolan Cromwell named consensus All-NFL and receives award as NFC Defensive Player of the Year. Rams enter playoffs as wild card and lose to Dallas, 34-13.

1981 Rams finish 6-10, missing playoffs for the first time since 1972. Nolan Cromwell and LeRoy Irvin named All-NFL. Irvin sets NFL record with 207 punt return yards in 37-35 win over Atlanta. Wendell Tyler rushes for 1,074 yards and ties Elroy Hirsch's club record of 17 touchdowns in a season. Rams sell out first seven regular season games at Anaheim Stadium.

1982 NFL players' strike wipes out seven games of the regular season schedule and the Rams finish last in the NFC with a 2-7 record. QB Bert Jones, acquired in draft day trade from Baltimore, misses last 5 games with a neck injury. In his place, Vince Ferragamo throws for 509 yards vs. Chicago, second highest in league history. Following the season Malavasi is dismissed.

1983 In one of the most dramatic turnaround years in NFL history, Georgia Frontiere begins by hiring former USC Coach John Robinson in February. Revamped front office engineers a dozen off-



G Tom Mack

season trades. Eric Dickerson is drafted on the first round in April. Robinson installs new offense (single back) and new defense (3-4) while Frontiere signs all players on roster. Rams go 9-7 and enter playoffs as wild card team beating Dallas in Texas, 24-17, before losing to Redskins in Washington. Dickerson breaks NFL rookie rushing record (1,808 yards), sets five Ram records and is consensus All-Pro. Cromwell, Kent Hill, Jackie Slater and Dickerson make Pro Bowl. Robinson named NFC Coach of the Year.

1984 Rams make playoffs for second time in as many years after finishing with 10-6 mark. Rams host first ever playoff game at Anaheim Stadium before record crowd of 67,037 but lose to New York Giants in NFC wild card game. Again, Eric Dickerson is the offensive force behind the Rams' success as he rushes for 2,105 yards, breaking O.J. Simpson's NFL record of 2,003. Jack Youngblood sets Ram record by playing in his 201st consecutive game. Quarterback Jeff Kemp replaces injured Vince Ferrangamo in Week Three and leads team to nine wins. Dickerson is named NFC Player of the Year and makes Pro Bowl along with Henry Ellard, Kent Hill and Doug Smith. Dickerson is joined by Bill Bain, Jim Collins and Henry Ellard on first team All-Pro.

1985 Rams season falls just one game short when they lose to Chicago Bears in the NFC



WR Elroy Hirsch

Championship Game. The defense and special teams play prominent roles in 11-5 regular season. Rams defense stifles Minnesota on one-inch line to preserve 13-10 victory as time runs out in Week Five. Ron Brown electrifies Anaheim Stadium crowd by returning two kickoffs for touchdowns against Green Bay to tie NFL record in Week Twelve. Eric Dickerson misses first two games but returns to rush for 1,234 yards. he sets an NFL playoff record by rushing for 248 yards against Dallas in first ever playoff win (20-0) at Anaheim Stadium. Nine Rams make NFC Pro Bowl team: Ron Brown, Jim Collins, Gary Green, Dale Hatcher, LeRoy Irvin, and four offensive linemen, Dennis Harrah, Kent Hill, Jackie Slater and Doug Smith. Collins, Irvin, Hatcher, Brown, Vince Newsome and Henry Ellard receive first team All-Pro recognition.

1986 Rams make playoffs for fourth consecutive year after posting a 10-6 regular season record. Rams acquire rookie Quarterback Jim Everett from Houston in major trade with Oilers. Everett throws three touchdown passes in debut against Patriots and starts last five games including playoff loss to Washington. Eric Dickerson rushes for over 1,000 yards for fourth consecutive season (1,821) and surpasses former Ram running back Lawrence McCutcheon as the teams all-time leading rusher with 6,968 yards in only four seasons. Defense plays important role in Rams' success, finishing fifth in total defense in the NFL, yielding 304 yards per game. Seven Rams selected to Pro Bowl - Dickerson, Carl Ekern, Jerry Gray, Dennis Harrah, LeRoy Irvin, Jackie Slater and Doug Smith. Harrah, Dickerson Slater and Irvin also garner first team All-Pro honors.

1987 Rams fail to make the playoffs for the first time in last five seasons while finishing with a 6-9 record. NFL players' strike shortens season by one game while three games are played with non-union players. Rams acquire six draft choices (three No. One's and three No. Two's over the next two years) from the Colts in blockbuster trade for Running Back Eric Dickerson. Charles White takes over for Dickerson and wins NFL rushing title by gaining 1,374 yards and is named to his first Pro Bowl as well as unanimous All-Pro. Ron Brown, Jackie Slater and Tom Newberry join White on All-Pro first team.

1988 Rams qualify for the playoffs for the fifth time in six seasons under John Robinson, who becomes the winningest coach in club history with

58 wins. Rams lose NFC Wild Card Game to Minnesota after finishing with a 10-6 record. Team features wide open offense as Jim Everett sets four Ram passing records and ties a fifth while wide receiver Henry Ellard sets a Ram record for most catches in a season with 86. Defensively, the Rams tie a club record with 56 quarterback sacks which leads the league. Rams have five of the top 47 choices in draft and select RB Gaston Green and WR Aaron Cox on the first round. Five players are selected to the Pro Bowl - Jackie Slater, Henry Ellard, Tom Newberry, Doug Smith and Jerry Gray. Five more make All-Pro - Ellard, Slater, Newberry, LeRoy Irvin and Irv Pankey.

1989 Rams finish regular season with an 11-5 record and qualify for playoffs as a wild card entry. Team posts road playoff victories over Philadelphia and N.Y. Giants before losing to San Francisco in NFC Championship game. Rams' 13 wins are the most since 1978. Jim Everett becomes the first player in club history to pass for over 4,000 yards (4,310), while receivers Henry Ellard (1,382 yds.) and Flipper Anderson (1,146) are the first two receivers to gain over 1,000 yards in the same season. Anderson also sets

NFL record with 336 receiving yards on 15 catches vs. New Orleans. Safety Vince Newsome tops defense with 89 tackles while Linebacker Kevin Greene registers 16.5 quarterback sacks. Jerry Gray, Kevin Greene, Tom Newberry, Jackie Slater, Doug Smith and Ellard make the Pro Bowl. Gray returns interception for a touchdown and is named the game's Most Valuable Player. Slater is named NFC Offensive Lineman of Year for third straight season and fifth time in career. Slater, Newberry, Greene, Gary and Mike Lansford are All-Pro first team picks.

1990 Henry Ellard, (most receptions with 412 and yards with 7,037), and Jackie Slater (most games played with 209) both set Ram records as the team posts a disappointing 5-11 record. Ellard and Willie "Flipper" Anderson also become first receivers in Rams history to have consecutive 1,000-yard receiving seasons, a feat only two other NFL teams have accomplished. Rams spoil 49ers attempt to break NFL record of consecutive wins by beating San Francisco at Candlestick, 28-17. Jackie Slater and Jim Everett represent the NFC in the Pro Bowl.



QB Roman Gabriel



DT Merlin Olsen

1991 Rams suffer through one of the most disappointing seasons in their history by finishing with a 3-13 record. The franchise loses a record 10 games in a row to finish the season. John Robinson resigns as head coach prior to the club's last regular season game. Tackle Jackie Slater becomes the first player in Ram history to play 16 seasons. Rams fail to have a player named to the NFL Pro Bowl for the first time since the game's inception in 1950. Versatile Robert Delpino earns first team All-Pro honors as receiver-back.

1992 Rams hire former head coach Chuck Knox (1973-77) as head coach, replacing John Robinson. Rams select DT Sean Gilbert, from the University of Pittsburgh with third choice in the first round. By doubling its victory total from the previous year Los Angeles finishes 6-10. Rams deal eventual Super Bowl XXVII champions only loss at home 27-23 and set club record by overcoming a 24-point deficit in 31-27 win at Tampa Bay. Kevin Greene is named to All-Pro first team.

1993 NFL and Player Association representatives agree on a new free agency system for players with 5 years or more experience. Rams name Jim Everett and Sean Gilbert as transition players, giv-

ing Los Angeles the first right of refusal once their contracts expire. Rams select RB Jerome Bettis, from the University of Notre Dame with the 10th pick in the first round and he earns rookie of the year honors after rushing for 1,429 yards (2nd in NFL) including 212 yards at New Orleans in 23-20 Rams' victory. Bettis and DT Sean Gilbert, who led team with 10.5 quarterback sacks, become first Rams since 1990 to appear in Pro Bowl. Bettis becomes only second player in team history to win Rookie of the Year honors. Both Bettis and Gilbert receive first team All-Pro accolades.

1994 Rams endure an active off-season of change in which club signs several free agents, including QB Chris Miller of Atlanta and DT Jimmie Jones of Dallas, and trades QB Jim Everett. Rams trade down in draft and have 10 choices in first six rounds and seven in first three. Auburn T Wayne Gandy is club's first choice on May 3, Rams exercise a clause in their lease with city of Anaheim that allows the club to terminate lease within 15 months. Rams become first team ever to shutout Joe Montana with 16-0 win over Kansas City at Arrowhead Stadium. Team suffers its fifth consecutive losing season after dropping final seven games. Jerome Bettis finishes with 1,025 yards and earns second

Pro Bowl invitation, becoming first Ram player to do so since Jackie Slater in 1990. Chuck Knox is relieved of his coaching duties at end of season.

1995 Frontiere moves franchise to St. Louis after 49 years in Southern California. NFL owners approve team's relocation effort with 23-6-1 vote on April 12, bringing NFL football back to St. Louis after eight year absence. League owners originally block proposed move with 3-21-6 vote on March 15. Rams hire Steve Ortmyer as Vice President for Football Operations and former Oregon coach Rich Brooks as 19th head coach in team history. After signing several free agents, including LB Carlos Jenkins, CB Anthony Parker and QB Mark Rypien, Rams make Florida DE Kevin Carter their number one draft choice. Rams greet St. Louis with 4-0 record to start season. Isaac Bruce produces record-breaking year with 119 receptions for 1,781 yards, while D'Marco Farr finishes eighth in NFL with 11.5 sacks. Bruce is named recipient of Daniel F. Reeves award as team's most valuable player and receives All-Pro recognition from Sports Illustrated. Jackie Slater becomes first player in NFL history to play 20 seasons with one team by starting against Carolina. Chris Miller announces retirement during offseason due to concussion problems.

1996 Rams complete busy offseason by signing several free agents, including DE Leslie O'Neal and LB Robert Jones. Rams trade DE Sean Gilbert to Washington for sixth overall pick in 1996 draft and later swap RB Jerome Bettis to Pittsburgh for second round selection in 1996 and fourth round pick in 1997. Rams receive high praise for producing one of league's top drafts. They upgrade offense by selecting Nebraska RB Lawrence Phillips and LSU WR Eddie Kennison in first round and Michigan State QB Tony Banks in second. Team moves into state-of-the-art administration and practice facility in June.

1997 Rams celebrate club's 60th anniversary of professional football. On January 20, Dick Vermeil is hired as head coach and President of Football Operations, replacing Rich Brooks. Vermeil replaces Steve Ortmyer with Lynn Stiles as Vice-President/Football Operations. Vermeil quickly assembles experienced staff of five former professional football head coaches, including Mike White, Bud Carson, Jim Hanifan, Frank Gansz and Dick Coury. Vermeil trades four picks with New York Jets in exchange for first pick in 1997 NFL draft. Rams select offensive tackle Orlando Pace first overall. St. Louis signs free agents K. Jeff Wilkins, FB Craig Heyward and LB Michael Jones.



RAMS CELEBRATE 60 YEARS

The Rams' franchise was born in Cleveland in 1937 and was the 1945 NFL champion. Before the next season, it became the first pro sports franchise to move to the West Coast. Under the leadership of owner Dan Reeves, the Rams continued there as a top team, winning another league title in 1951. Exciting stars such as quarterback Bob Waterfield and Norm Van Brocklin,

Dan Towler and Tank Younger, and wide receivers Tom Fears and Elroy running backs Deacon (Crazylegs) Hirsch, sparked Rams teams in the fifties.

In 1960, Los Angeles general manager Pete Rozelle was named NFL Commissioner. The 60's featured the 'Fearsome Foursome' defensive line, led by Pro Bowl Hall of Fame members David (Deacon) Jones and Merlin Olsen, along with Rosie Grier and Lamar Lundy.

In 1972, then-owner Carroll Rosenbloom, traded his Baltimore Colts franchise for the Rams and helped build a team that won the 1979 NFC championship and a spot in Super Bowl XIV. After Rosenbloom's tragic death, his widow Georgia Frontiere, took over the team and earned seven playoff berths in the 1980s, including six of seven years from 1983-1989.

RAMS OVERTIME GAMES

The Rams have played in 14 overtime games, 13 in the regular season and one in the playoffs, since the NFL adopted the extra period in 1974. They own a 6-7-1 record overall in overtime games, and held the longest consecutive game streak in the NFL without an overtime at 95 spanning from 1990-96.

	Score by Quarters					OT	Total	Winning Score
Dec. 12, 1975 @ San Diego Stadium								
RAMS	1	2	3	4	0	3	13	FG Dempsey 22
San Diego	0	3	7	0	0	10		
San Diego	0	0	10	0	0	10		
Sept. 19, 1976 @ Metropolitan Stadium								
RAMS	0	0	0	10	0	10		
Minnesota	0	3	0	7	0	10		
Dec. 2, 1979 @ Memorial Coliseum								
Minnesota	7	7	0	7	0	21		Cromwell 5-yard run
RAMS	7	7	0	7	6	27		
Dec. 7, 1980 @ Rich Stadium								
RAMS	0	0	7	0	0	7		FG Mike-Mayer 30
Buffalo	0	0	7	0	3	10		
Dec. 20, 1980 @ Anaheim Stadium								
Atlanta	7	7	0	3	0	17		FG Corral 23
RAMS	3	14	0	0	3	20		
Sept. 23, 1983 @ Shea Stadium								
RAMS	14	0	3	7	0	24		FG Leahy 27
N.Y. Jets	7	7	7	3	3	27		
Oct. 5, 1986 @ Anaheim Stadium								
Tampa Bay	0	10	7	3	0	20		Dickerson 42-yard run
RAMS	14	3	0	3	6	26		
Dec. 14, 1986 @ Anaheim Stadium								
Miami	0	21	7	3	6	37		Duper 20-yard pass from Marino
RAMS	0	7	14	10	0	31		
Nov. 5, 1989 @ Hubert Humphery Metrodome								
RAMS	7	0	0	14	0	21		Safety, Merriweather blocked punt
Minnesota	3	9	6	3	2	23		
Nov. 26, 1989 @ Louisiana Superdome								
RAMS	0	3	0	14	3	20		FG Lansford 31
New Orleans	7	3	7	0	0	17		
Jan. 7, 1990 @ Giants Stadium (NFC Divisional Playoff Game)								
RAMS	0	7	0	6	6	19		Anderson 30-yard pass from Everett
N.Y. Giants	6	0	7	0	0	13		
Oct. 7, 1990 @ Anaheim Stadium								
Cincinnati	14	7	7	3	3	34		FG Breech 44
RAMS	0	7	14	10	0	31		
Sept. 29, 1996 @ Sun Devil Stadium								
RAMS	7	14	7	0	0	28		FG Davis 24
Arizona	0	14	0	14	3	31		
Oct. 27, 1996 @ Memorial Stadium								
RAMS	7	6	7	11	0	31		Jackson 22-yard pass from Testaverde
Baltimore	0	6	11	14	6	37		

ALL-TIME RAMS LEADERS

All-Pro Seasons

8	Merlin Olsen
7	Deacon Jones
7	Tom Mack
6	Riley Matheson
6	Jack Youngblood
5	Duane Putnam
5	Isiah Robertson
4	Dick Huffman
4	Jackie Slater
3	Nolan Cromwell
3	Eric Dickerson
3	Henry Ellard
3	LeRoy Irvin
3	Ed Meador
3	Tom Newberry
3	Dan Towler
3	Bob Waterfield

Pro Bowl Seasons

14	Merlin Olsen
11	Tom Mack
8	Les Richter
7	Jackie Slater
7	Deacon Jones
7	Jack Youngblood
6	Dennis Harrah
6	Isiah Robertson
6	Rich Saul
6	Doug Smith
6	Norm Van Brocklin
5	Jon Arnett
5	Larry Brooks
5	Kent Hill
5	Lawrence McCutcheon
5	Ed Meador

Consecutive Pro Bowl Seasons

14	Merlin Olsen
9	Tom Mack
8	Les Richter
7	Deacon Jones
7	Jack Youngblood
6	Jackie Slater
6	Rich Saul
6	Doug Smith
6	Norm Van Brocklin
5	Jon Arnett
5	Larry Brooks
5	Lawrence McCutcheon
5	Isiah Robertson
4	Maxie Baughn
4	Nolan Cromwell
4	Jerry Gray
4	Kent Hill
4	Ed Meador
4	Dan Towler

RAMS NFL LEADERS

RUSHING

1987	Charles White	324-1374
1986	Eric Dickerson	404-1821
1985	Eric Dickerson	379-2105
1984	Eric Dickerson	390-1808
1952	Dan Towler	156-894

PASSING TOUCHDOWNS

1989	Jim Everett	29
1988	Jim Everett	28
1969	Roman Gabriel	24
1946	Bob Waterfield	17

RECEIVING (Receptions)

1961	Jim Phillips	78
1951	Elroy Hirsch	66
1950	Tom Fears	84
1949	Tom Fears	77
1948	Tom Fears	51
1946	Jim Benton	63

RECEIVING (Yards)

1996	Isaac Bruce	84-1338
1986	Henry Ellard	86-1414
1958	Del Shofner	51-1097
1954	Bob Boyd	53-1212
1951	Elroy Hirsch	66-1495
1950	Tom Fears	84-1116
1946	Jim Benton	63-981
1945	Jim Benton	45-1067

SCORING

1978	Frank Corral	118
1973	David Ray	130
1951	Elroy Hirsch	102

TOUCHDOWNS

1988	Greg Bell	(16r-2p) 18
1951	Elroy Hirsch	(17p) 17

FIELD GOALS MADE

1978	Frank Corral	29
1973	David Ray	30
1966	Bruce Gossett	28
1958	Paige Cothren	14
1951	Bob Waterfield	13
1949	Bob Waterfield	9
1947	Bob Waterfield	7

INTERCEPTIONS

1996	Keith Lyle	9
1976	Monte Jackson	10
1955	Will Sherman	11
1952	Dick Lane	14

PUNTING

1994	Sean Landeta	44.8
1972	Dave Chapple	44.2
1956	Norm Van Brocklin	43.1
1955	Norm Van Brocklin	44.6


PUNT RETURNS

1983	Henry Ellard	13.6
1981	LeRoy Irvin	13.4
1969	Alvin Haymond	13.2
1958	Jon Arnett	12.4
1949	V.T. Smith	15.8

KICKOFF RETURNS

1985	Ron Brown	32.8
1971	Travis Williams	29.7
1961	Dick Bass	30.3
1957	Jon Arnett	28.0
1956	Tom Wilson	31.8
1950	V.T. Smith	33.7

Bold indicates rookies



SIDELINES

1996 ATTENDANCE



PRESEASON

Home		Away	
Jacksonville Jaguars	55,626	Pittsburgh Steelers	48,809
San Diego Chargers	58,743	Kansas City Chiefs	72,191
	114,369		121,000

REGULAR SEASON

Home		Away	
Cincinnati Bengals	62,659	San Francisco 49ers	63,624
Washington Redskins	62,303	Arizona Cardinals	33,116
San Francisco 49ers	61,260	Carolina Panthers	70,535
Jacksonville Jaguars	60,066	Baltimore Ravens	60,256
Atlanta Falcons	58,776	Pittsburgh Steelers	58,148
Carolina Panthers	60,652	New Orleans Saints	26,310
Green Bay Packers	61,499	Chicago Bears	66,944
New Orleans Saints	57,681	Atlanta Falcons	26,519
	484,896		405,452

TOTAL ATTENDANCE (20 Games).....1,115,717Average: 56,286

LEAGUE GAME TOTAL (16 Games).....890,348Average: 55,646

TRANS WORLD DOME GAME TOTAL (8 Games).....484,896Average: 60,612

ATTENDANCE RECORDS

Game and Season Attendance Figures

One Season	1,364,327	(1989 - 24 games)
Regular Season	994,574	(1980 - 16 games)
Home Season	840,799	(1975 - 13 games)
Home Regular Season	535,194	(1974 - 7 games)
	502,084	(1958 - 6 games)
	500,403	(1980 - 8 games)
Preseason Game	95,985	(1951 vs. Redskins)
Regular Season Game	102,368	(1957 vs. 49ers)
Away League Game	84,870	(1988 at Raiders)
Postseason Game	103,985	(Super Bowl XIV - Pasadena, Calif.)

Largest Trans World Dome Attendance

*65,598	(1995 vs. Carolina)
64,623	(1995 vs. Buffalo)
*largest sports crowd in St. Louis history	

Largest Busch Stadium Attendance

59,915	(1995 vs. San Francisco)
--------	--------------------------

Largest Anaheim Stadium Attendance

67,959	(1989 vs. 49ers)
67,037	(1984 vs. Giants)
66,676	(1985 vs. Raiders)

Largest Los Angeles Memorial Coliseum Attendance

102,368	(1957 vs. 49ers)
100,470	(1958 vs. Bears)
100,202	(1958 vs. Colts)

REGULAR SEASON ATTENDANCE FIGURES

Year	Yearly Totals			Home Totals			Away Totals		
	Att.	Games	Avg.	Att.	Games	Avg.	Att.	Games	Avg.
1980	994,574	16	62,160	500,403	8	62,550	494,171	8	61,771
1981	958,577	16	59,911	484,024	8	60,503	474,553	8	59,319
1982	472,733	9	52,525	258,451	5	51,690	214,282	4	53,571
1983	869,139	16	54,321	422,239	8	52,780	446,900	8	55,863
1984	860,135	16	53,758	435,637	8	54,455	424,498	8	53,062
1985	885,687	16	55,355	448,068	8	56,009	437,619	8	54,702
1986	949,083	16	59,317	474,282	8	59,285	474,801	8	59,350
1987	660,074	15	44,004	331,690	7	47,384	328,384	8	41,048
1988	951,304	16	59,456	435,749	8	54,467	515,555	8	64,444
1989	926,926	16	57,932	470,770	8	58,846	456,156	8	57,020
1990	935,512	16	58,470	479,356	8	59,919	456,521	8	57,065
1991	935,263	16	58,454	412,685	8	51,586	522,578	8	65,322
1992	871,135	16	54,445	382,486	8	47,810	488,649	8	61,081
1993	795,401	16	49,718	363,211	8	45,401	432,190	8	54,024
1994	791,657	16	49,479	338,497	8	42,312	453,160	8	56,445
1995	942,921	16	58,933	496,486	8	62,061	446,435	8	55,804
1996	890,348	16	55,646	484,896	8	60,612	405,452	8	50,682
Total	14,690,469	264	55,646	7,218,930	132	54,689	7,471,539	132	56,603

PRIME TIME RAMS



YEAR	DATE	OPPONENT	SCORE	W/L	ATTENDANCE
1970	Mon., Oct. 26	at Minnesota (ABC)	3-13	L	47,900
1970	Mon., Dec. 14	Detroit (ABC)	23-28	L	79,441
1971	Mon., Nov. 8	at Baltimore (ABC)	17-24	L	57,722
1971	Mon., Dec. 13	Washington (ABC)	24-38	L	80,402
1972	Mon., Dec. 4	at San Francisco (ABC)	26-16	W	61,214
1973	Mon., Dec. 10	New York Giants (ABC)	40-6	W	73,328
1974	Mon., Nov. 4	at San Francisco (ABC)	15-13	W	57,502
1974	Mon. Dec. 9	Washington (ABC)	17-23	L	87,313
1975	Mon., Nov. 3	at Philadelphia (ABC)	42-3	W	64,601
1975	Sat., Dec. 20	Pittsburgh	10-3	W	69,389
1976	Mon., Oct. 11	San Francisco (ABC)	0-16	L	80,532
1976	Mon., Nov. 8	at Cincinnati (ABC)	12-20	L	52,480
1976	Sat., Dec. 11	at Detroit (ABC)	20-17	W	73,470
1977	Mon., Oct. 10	at Chicago (ABC)	23-24	L	51,412
1977	Mon., Oct. 24	Minnesota (ABC)	35-3	W	62,414
1978	Mon., Oct. 30	at Atlanta (ABC)	7-15	L	57,250
1978	Mon., Dec. 11	Cincinnati (ABC)	19-20	L	47,471
1979	Thur., Sept. 6	at Denver (ABC)	13-9	W	74,884
1979	Sun., Oct. 10	at Dallas (ABC)	6-30	L	64,462
1979	Mon., Nov. 19	Atlanta (ABC)	20-14	W	54,097
1980	Thur., Sept. 11	at Tampa Bay (ABC)	9-10	L	66,576
1980	Mon., Nov. 24	at New Orleans (ABC)	27-7	W	53,448
1980	Mon., Dec. 15	Dallas (ABC)	38-14	W	65,154
1981	Mon., Sept. 28	at Chicago (ABC)	24-7	W	62,461
1981	Sun., Oct. 18	at Dallas (ABC)	17-29	L	64,649
1981	Mon., Dec. 14	Atlanta (ABC)	21-16	W	57,054
1982	Thur., Dec. 2	San Francisco (ABC)	24-30	L	58,754*
1983	Mon., Nov. 14	at Atlanta (ABC)	36-13	W	31,203
1984	Mon., Sept. 3	Dallas (ABC)	13-20	L	65,403*
1984	Mon., Oct. 22	at Atlanta (ABC)	24-10	W	52,861*
1984	Fri., Dec. 14	at San Francisco (ABC)	16-19	L	59,743*
1985	Mon., Sept. 23	at Seattle (ABC)	35-24	W	63,292*
1985	Mon., Dec. 9	at San Francisco (ABC)	27-20	W	60,581
1985	Mon., Dec. 23	Los Angeles Raiders (ABC)	6-16	L	66,676*
1986	Mon., Nov. 3	at Chicago (ABC)	20-17	W	64,877*
1986	Fri., Dec. 19	at San Francisco (ABC)	14-24	L	60,366*
1987	Mon., Oct. 26	at Cleveland (ABC)	17-30	L	76,933*
1987	Mon., Nov. 23	at Washington (ABC)	30-26	W	53,614*
1987	Mon., Dec. 21	Dallas (ABC)	21-29	L	64,949*
1987	Sun., Dec. 27	at San Francisco (ESPN)	0-48	L	57,950*
1988	Mon., Dec. 5	Chicago (ABC)	23-3	W	65,579*
1988	Sun., Dec. 18	at San Francisco (ESPN)	38-16	W	62,444*
1989	Mon., Oct. 16	at Buffalo (ABC)	20-23	L	76,231*
1989	Sun., Nov. 26	at New Orleans (ESPN)	20-17	W	64,274*
1989	Mon., Dec. 11	San Francisco (ABC)	27-30	L	67,959*
1990	Sun., Oct. 14	at Chicago (TNT)	9-38	L	59,383*
1990	Mon., Oct. 29	at Pittsburgh (ABC)	10-41	L	56,466*
1990	Mon., Dec. 17	San Francisco (ABC)	10-26	L	65,619*
1990	Mon., Dec. 31	at New Orleans (ABC)	17-20	L	68,647*
1991	Sun., Sept. 15	at New Orleans (TNT)	7-24	L	68,583*
1991	Mon., Nov. 25	San Francisco (ABC)	10-33	L	61,881*
1991	Sun., Dec. 22	at Seattle (ESPN)	9-23	L	51,100*
1992	Sun., Oct. 11	at New Orleans (TNT)	10-13	L	68,591*
1992	Sun., Dec. 6	at Tampa Bay (ESPN)	31-27	W	38,387
1993	Thur., Oct. 14	at Atlanta (TNT)	24-30	L	45,231
1994	Sun., Nov. 20	at San Francisco (ESPN)	27-31	L	62,774*
1995	Thur., Oct. 12	Atlanta (TNT)	21-19	W	59,700*
1996	Sun., Nov. 24	Green Bay (ESPN)	9-24	L	61,499*

TOTALS:

17-20	Monday Night (11-9 road) (6-11 home)
2-3	Thursday Night (1-2 road) (1-1 home)
0-2	Friday Night (0-2 road)
2-0	Saturday Night (1-0 road) (1-0 home)
3-9	Sunday Night (3-8 road) (0-1 home)

*sellout

PRIME TIME RAMS =

24-34

TRAINING CAMP



The St. Louis Rams will hold their 1997 Training Camp at Western Illinois University in Macomb. Rams Advance Camp begins July 14, when rookies, quarterbacks and selected veterans report. The remainder of the team will arrive July 17. The Rams will break camp on Wednesday, August 13.

The tentative daily schedule includes morning and afternoon practices, which are open to the public. The Rams are scheduled to scrimmage the Indianapolis Colts on July 26 at the University of Illinois-Champaign.

Western Illinois represents the ninth training camp location for the Rams since 1946.

TRAINING CAMP FACTS

LOCATION: Western Illinois University, Macomb, IL.
Western is located approximately 150 miles north of St. Louis and can be reached by way of Alton, IL., proceeding on Highway 67 through Jacksonville and Beardstown. Proceed north on Highway 136 and turn left at University Drive, which runs into campus.

DATES: Rookies, quarterbacks and selected veterans report on July 14. Full squad workouts begin July 18 and run through August 12.

MACOMB: Macomb is a community of about 20,000 in the hub of the West Central Illinois heartland. The university has a student population of 12,500, including 2,000 out-of-state and 550 foreign students.

PRACTICES: Rams practice sessions are open to the public and are free of charge.

INFORMATION: Further information about Rams training camp can be obtained by calling the Rams in St. Louis at 314-516-8790.

TRAINING CAMP LOCATIONS (1946-97)

1937	Lake Erie College for Women, Painesville, Oh.
1938-41	Baldwin Wallace College, Berea, Oh.
1942	Hiram College, Hiram, Oh.
1943	Suspended operations (World War II)
1944	Hiram College, Hiram, Oh.
1945	Bowling Green University, Bowling Green, Oh.
1946	Compton College, Compton, Ca.
1947-48	Loyola University, Los Angeles, Ca.
1949-60	University of Redlands, Redlands, Ca.
1961-66	Chapman College, Orange, Ca.
1967-71	California State Fullerton, Fullerton, Ca.
1972	California State Long Beach, Long Beach, Ca.
1973-90	California State Fullerton, Fullerton, Ca.
1991-92	University of California, Irvine, Irvine, Ca.
1993	California State Fullerton, Fullerton, Ca.
1994	University of California, Irvine
1995	Maryville University, St. Louis, Mo.
1996-97	Western Illinois University, Macomb, Il.

TRANS WORLD DOME



TRANS WORLD DOME DIMENSIONS



Opened:
November 12, 1995 (Rams vs. Carolina)

Seating Capacity:
66,000. The first 14 rows are retractable seats to provide space for meetings and trade shows.

Turf:
Magic Carpet Astro Turf. There are 73,000 square feet of turf, weighing 100,000 pounds. Hydraulic winches pull the Astro Turf carpet out of a pit beneath the floor onto the Dome floor. An air blower system blows air between the floor and carpet to reduce the friction of the turf being dragged across the Dome floor. After use, the turf is rolled up by the drive roll machinery in the pit. Football-ready setup time takes approximately three hours using the Magic Carpet system.

Cost:
\$280 million

Size:
205 feet high, 14 acres wide. The 12.5 acre roof structure weighs 10.4 million pounds. There were 262 miles or 64,000 yards of concrete used.

Stadium Club:
Largest in the country. The Club Level has 42,500 square feet of bars, food service and hospitality space. No other stadium dedicates an entire concourse to its stadium club.

Scoreboard System:
Sony JumboTron, White Way Matrix Scoreboard. The two Sony JumboTrons stand 20 feet high and 26 feet wide and weigh 10,800 pounds. The system consumes a maximum of 62,330 watts of electricity.

Restrooms:
There are 968 public toilets, including 478 for women, 481 for men, and nine family restrooms.

RAMS PARK



RAMS PARK TRAINING FACILITY QUICK FACTS

- Rams Park Officially Opened: June 20, 1996
- The 80-yard indoor domed practice field is 68,000 total square feet, rising 65 feet high; the largest in the NFL.
- Located behind the building are three standard size football fields, whose turf was cared for by George Toma, the international specialist on grass turf.
- Built by Clayco Construction Co., with O'Toole Design Assoc. serving as the Interior Decorators.
- Next to the indoor facility is the 90,000 square-foot office building which includes:



- 6,000 square-foot weight and training room
- half-court basketball floor
- two racquetball courts
- spas, swimming pool, sauna and steam room
- 40-foot high lobby
- 120-seat auditorium and 16 meeting rooms.

RADIO NETWORK



Gary Bender
Play-by-Play



Jack Snow
Analyst

1997 ST. LOUIS RAMS ON RADIO

All sports Fans 590, KFNS-AM (590), joins the flagship radio station KSD-FM (93.7) to form the "Voice of the Rams" for the 1997 National Football League broadcasts. Together, KSD and KFNS will originate all 20 preseason and regular season Rams games broadcast over the Rams Radio Network on over 30 affiliate stations in the four-state listing area.

For the third straight year, the Voice of the Rams tandem of Gary Bender and Jack Snow will be in the booth each game day. As a former Rams wide receiver, Snow will provide expert commentary from a player's perspective, with Bender handling the play-by-play activities.

The Voice of the Rams broadcast day includes a two-hour pre and post-game show including live locker room interviews with players and coaches, and an exclusive "First Five" with Head Coach Dick Vermeil immediately following each game.

Additional programming on the Voice of the Rams include the Dick Vermeil Show each Monday night, the Rockin' Rams Rally on Thursday evenings, daily Rams Reports and an industry first, the Rams Assistant Coaches Show each Thursday only on Fans-590-KFNS.

THE ST. LOUIS RAMS RADIO NETWORK

MISSOURI: Bowling Green, KPCR (1530 AM, 94.1 FM); Cape Girardeau, KGIR (1220 AM); Caruthersville, KCRV (1370 AM); Columbia/Jefferson City, KCMQ (96.7 FM); Dexter, KDEX (1590 AM, 102.3 FM); Farmington, KREI (800 AM); Lebanon, KIRK (103.7 FM); Malden, KMAL (1470 AM, 92.7 FM); Monett, KKBL (95.9 FM); Poplar Bluff, KWOC (930 AM); Rolla, KMOZ (1590 AM); Rolla, KDAA (97.5 FM); St. Louis, KSD (590 AM, 97.3 FM); Sikeston, KSIM (1400 AM); Springfield, KWTO (560 AM); Sullivan, KTUI (1560 AM, 100.9 FM); Washington, KSLQ (104.5 FM); Waynesville, KJPW (1390 AM, 102.3 FM); West Plains, KSPQ (93.9 FM).

ILLINOIS: Carbondale, WOOZ (99.9 FM); Macomb, WKAI (100.1 FM); Mt. Carmel, WYER (1360 AM); Peoria, WWCT (105.7 FM); Quincy, WGEM (105.1 FM); Spaulding/Springfield, WMAV (970 AM).

IOWA: Burlington, KBUR (1490 AM); Davenport, WLLR (1230 AM).

KENTUCKY: Benton, WCBL (1290 AM).

**Voice
of the
Rams**

93.7 KSD
Classic Rock 70s, 80s & 90s

FANS 590
KFNS

1997 NFL SCHEDULE



THE FEARSOME FOURSOME (from left): Lamar Lundy, Rosey Grier, Merlin Olsen and Deacon Jones.

FIRST WEEK (All Times Local)

Sunday, August 31(NBC-TV National Weekend)

Arizona at Cincinnati	1:00
Atlanta at Detroit	1:00
Dallas at Pittsburgh	1:00
Indianapolis at Miami	1:00
Jacksonville at Baltimore	4:00
Kansas City at Denver	2:00
Minnesota at Buffalo	1:00

New Orleans at St. Louis

Noon

New York Jets at Seattle

1:00

Oakland at Houston

Noon

Philadelphia at New York Giants

1:00

San Diego at New England

1:00

San Francisco at Tampa Bay

4:00

Washington at Carolina

8:00

Monday, September 1

Chicago at Green Bay.....8:00

.....8:00

.....8:00

.....8:00

.....8:00

.....8:00

.....8:00

SECOND WEEK

Sunday, September 7 (FOX-TV National Weekend)

Buffalo at New York Jets

1:00

Carolina at Atlanta

1:00

Cincinnati at Baltimore

1:00

Denver at Seattle

1:00

Green Bay at Philadelphia

4:00

Houston at Miami

1:00

Minnesota at Chicago

Noon

New England at Indianapolis

Noon

New York Giants at Jacksonville

4:00

San Diego at New Orleans.....

Noon

San Francisco at St. Louis.....

Noon

Tampa Bay at Detroit

1:00

Washington at Pittsburgh.....

1:00

Dallas at Arizona

5:00

Monday, September 8

Kansas City at Oakland

6:00

.....6:00

.....6:00

.....6:00

.....6:00

.....6:00

.....6:00

.....6:00

.....6:00

.....6:00

.....6:00

.....6:00

THIRD WEEK

(Open Dates: Cincinnati, Houston, Jacksonville, Pittsburgh)

Sunday, September 14 (FOX-TV National Weekend)

Arizona at Washington

1:00

Baltimore at New York Giants

1:00

Buffalo at Kansas City

Noon

Carolina at San Diego.....

1:00

Detroit at Chicago

Noon

Miami at Green Bay

Noon

New Orleans at San Francisco

1:00

Oakland at Atlanta

1:00

St. Louis at Denver.....

2:00

Seattle at Indianapolis

3:00



S Nolan Cromwell

Tampa Bay at Minnesota	Noon
New York Jets at New England	8:00
Monday, September 15	
Philadelphia at Dallas	8:00

FOURTH WEEK

(Open Dates: Arizona, Dallas, Philadelphia, Washington)

Sunday, September 21 (NBC-TV National Weekend)	
Atlanta at San Francisco	1:00
Baltimore at Houston	Noon
Chicago at New England	1:00
Cincinnati at Denver	2:00
Detroit at New Orleans	Noon
Indianapolis at Buffalo	4:00
Kansas City at Carolina	1:00
Minnesota at Green Bay	Noon
New York Giants at St. Louis	3:00
Oakland at New York Jets	1:00
San Diego at Seattle	1:00
Miami at Tampa Bay	8:00
Monday, September 22	
Pittsburgh at Jacksonville	9:00

FIFTH WEEK

(Open Dates: Buffalo, Indianapolis, Miami, New England)

Sunday, September 28 (FOX-TV National Weekend)	
Arizona at Tampa Bay	1:00
Baltimore at San Diego	1:00
Chicago at Dallas	3:00

Denver at Atlanta	1:00
Green Bay at Detroit	1:00
Houston at Pittsburgh	1:00
Jacksonville at Washington	1:00
New Orleans at New York Giants	1:00
New York Jets at Cincinnati	4:00
St. Louis at Oakland	1:00
Seattle at Kansas City	3:00
Philadelphia at Minnesota	7:00
Monday, September 29	
San Francisco at Carolina	9:00

SIXTH WEEK

(Open Dates: Atlanta, Carolina, St. Louis, San Francisco)

Sunday, October 5 (NBC-TV National Weekend)	
Cincinnati at Jacksonville	1:00
Dallas at New York Giants	1:00
Detroit at Buffalo	1:00
Houston at Seattle	1:00
Kansas City at Miami	1:00
Minnesota at Arizona	1:00
New York Jets at Indianapolis	3:00
Pittsburgh at Baltimore	1:00
San Diego at Oakland	1:00
Tampa Bay at Green Bay	Noon
Washington at Philadelphia	1:00
New Orleans at Chicago	7:00
Monday, October 6	
New England at Denver	7:00

SEVENTH WEEK

(Open Dates: Baltimore, Denver, Kansas City, Oakland, San Diego, Seattle)

Sunday, October 12 (FOX-TV National Weekend)	
Atlanta at New Orleans	Noon
Buffalo at New England	1:00
Carolina at Minnesota	3:00
Cincinnati at Houston	Noon
Detroit at Tampa Bay	1:00
Green Bay at Chicago	Noon
Miami at New York Jets	1:00
New York Giants at Arizona	1:00
Philadelphia at Jacksonville	1:00
St. Louis at San Francisco	1:00
Indianapolis at Pittsburgh	8:00
Monday, October 13	
Dallas at Washington	9:00

EIGHTH WEEK

(Open Dates: Chicago, Green Bay, Minnesota, Tampa Bay)

Thursday, October 16	
San Diego at Kansas City	7:00
Sunday, October 19 (NBC-TV National Weekend)	
Arizona at Philadelphia	1:00
Carolina at New Orleans	Noon
Denver at Oakland	1:00
Jacksonville at Dallas	Noon

Miami at Baltimore	4:00
New England at New York Jets	1:00
New York Giants at Detroit	4:00
Pittsburgh at Cincinnati	4:00
San Francisco at Atlanta	1:00
Seattle at St. Louis	Noon
Washington at Houston	Noon
Monday, October 20	
Buffalo at Indianapolis	8:00

NINTH WEEK

(Open Dates: Detroit, New York Jets)

Sunday, October 26 (NBC-TV National Weekend)	
Baltimore at Washington	1:00
Chicago at Miami	4:00
Cincinnati at New York Giants	1:00
Dallas at Philadelphia	1:00
Denver at Buffalo	1:00
Houston at Arizona.....	2:00
Indianapolis at San Diego.....	1:00
Jacksonville at Pittsburgh.....	4:00
Kansas City at St. Louis	Noon
Minnesota at Tampa Bay	1:00
Oakland at Seattle	1:00
San Francisco at New Orleans	Noon
Atlanta at Carolina	8:00
Monday, October 27	
Green Bay at New England	9:00

TENTH WEEK

(Open Dates: New Orleans, New York Giants)

Sunday, November 2 (FOX-TV National Weekend)

Baltimore at New York Jets	1:00
Dallas at San Francisco	1:00
Jacksonville at Houston	3:00
Miami at Buffalo	1:00
New England at Minnesota	Noon
Oakland at Carolina	1:00
Philadelphia at Arizona.....	2:00
St. Louis at Atlanta.....	1:00
San Diego at Cincinnati	1:00
Seattle at Denver	2:00
Tampa Bay at Indianapolis	1:00
Washington at Chicago	Noon
Detroit at Green Bay	7:00
Monday, November 3	
Pittsburgh at Kansas City	8:00

ELEVENTH WEEK

Sunday, November 9 (NBC-TV National Weekend)

Arizona at Dallas.....	Noon
Carolina at Denver	2:00
Chicago at Minnesota	Noon
Cincinnati at Indianapolis	1:00
Detroit at Washington	1:00
Kansas City at Jacksonville.....	1:00
New England at Buffalo	4:00
New Orleans at Oakland	1:00
New York Giants at Houston	3:00
New York Jets at Miami	1:00
St. Louis at Green Bay	Noon
Seattle at San Diego.....	1:00



DT D'Marco Farr

Tampa Bay at Atlanta	1:00
Baltimore at Pittsburgh	8:00
Monday, November 10	
San Francisco at Philadelphia	9:00

TWELFTH WEEK

Sunday, November 16 (FOX-TV National Weekend)	
Arizona at New York Giants	1:00
Atlanta at St. Louis	Noon
Carolina at San Francisco	1:00
Cincinnati at Pittsburgh	1:00
Denver at Kansas City	Noon
Green Bay at Indianapolis	1:00
Houston at Jacksonville	1:00
Minnesota at Detroit	1:00
New England at Tampa Bay	1:00
New York Jets at Chicago	3:00
Philadelphia at Baltimore	1:00
Seattle at New Orleans	Noon
Washington at Dallas	Noon
Oakland at San Diego	5:00
Monday, November 17	
Buffalo at Miami	9:00

THIRTEENTH WEEK

Sunday, November 23 (NBC-TV National Weekend)	
Arizona at Baltimore	1:00
Buffalo at Houston	Noon
Carolina at St. Louis	3:00
Dallas at Green Bay	Noon
Indianapolis at Detroit	1:00
Jacksonville at Cincinnati	4:00
Kansas City at Seattle	1:00
Miami at New England	1:00
Minnesota at New York Jets	1:00
New Orleans at Atlanta	1:00
Pittsburgh at Philadelphia	1:00
San Diego at San Francisco	1:00
Tampa Bay at Chicago	Noon
New York Giants at Washington	8:00
Monday, November 24	
Oakland at Denver	7:00

FOURTEENTH WEEK

Thursday, November 27	
Chicago at Detroit	12:30
Houston at Dallas	3:00
Sunday, November 30 (NBC-TV National Weekend)	
Atlanta at Seattle	1:00
Baltimore at Jacksonville	1:00
Cincinnati at Philadelphia	1:00
Indianapolis at New England	1:00
Miami at Oakland	1:00
New Orleans at Carolina	1:00
New York Jets at Buffalo	1:00
Pittsburgh at Arizona	2:00
St. Louis at Washington	1:00



T Jackie Slater

San Francisco at Kansas City	Noon
Tampa Bay at New York Giants	4:00
Denver at San Diego	5:00
Monday, December 1	
Green Bay at Minnesota	8:00

FIFTEENTH WEEK

Thursday, December 4	
Houston at Cincinnati	8:00
Sunday, December 7 (FOX-TV National Weekend)	
Atlanta at San Diego	1:00
Buffalo at Chicago	Noon
Denver at Pittsburgh	1:00
Green Bay at Tampa Bay	1:00
Indianapolis at New York Jets	4:00
Minnesota at San Francisco	1:00
New England at Jacksonville	1:00
New York Giants at Philadelphia	1:00
Oakland at Kansas City	Noon
St. Louis at New Orleans	Noon
Seattle at Baltimore	1:00
Washington at Arizona	2:00
Detroit at Miami	8:00
Monday, December 8	
Carolina at Dallas	8:00

SIXTEENTH WEEK**Saturday, December 13**

Pittsburgh at New England	4:00
Washington at New York Giants	12:30

Sunday, December 14 (FOX-TV National Weekend)

Arizona at New Orleans	3:00
Dallas at Cincinnati	1:00
Detroit at Minnesota	Noon
Green Bay at Carolina	4:00
Houston at Baltimore	1:00
Jacksonville at Buffalo	1:00
Kansas City at San Diego	1:00
Miami at Indianapolis	1:00
Philadelphia at Atlanta	1:00
Seattle at Oakland	1:00
Tampa Bay at New York Jets	1:00

Chicago at St. Louis**Monday, December 15**

Denver at San Francisco	6:00
-------------------------------	------

SEVENTEENTH WEEK**Saturday, December 20**


Buffalo at Green Bay	11:30 AM
St. Louis at Carolina	4:00

Sunday, December 21 (NBC-TV National Weekend)

Atlanta at Arizona	2:00
Baltimore at Cincinnati	1:00
Chicago at Tampa Bay	1:00
Indianapolis at Minnesota	Noon
Jacksonville at Oakland	1:00
New Orleans at Kansas City	Noon
New York Giants at Dallas	Noon
New York Jets at Detroit	4:00
Philadelphia at Washington	1:00
Pittsburgh at Houston	Noon
San Diego at Denver	2:00
San Francisco at Seattle	5:00

Monday, December 22

New England at Miami	9:00
----------------------------	------





83 TORRANCE SMALL WR

RAM FACTS

6-3	201
9/6/70	6th Year (1st w/ Rams)
Alcorn State	U.F.A. (N.O.) -- 1997
Thomas Jefferson H.S.	Tampa, Fl.
Games, Starts: 1996- 16, 13	
Career- 72, 16; Consecutive- 50, 0	
Signed through 1997	

Despite an enrollment of less than 3,000 students, Alcorn State has several NFL players over in recent years. Among the most notables are Steve "Air II" McNair, Marcus Hinton and Cedric Tillman.

Pro: Tall, physical receiver...possesses excellent hands and strength...had only one fumble in five-year NFL career...occurred in 1996 season against Chicago 10/13, ending a streak of 62 consecutive games without a fumble...signed by Rams 6/9/97...originally fifth round pick (138th overall) by New Orleans in 1992 NFL Draft. **1996:** Led New Orleans in receptions with by catching career-high 50 passes for 558 yards and two touchdowns...only Saint to catch a pass in every game...20 catches came on third down...also had four carries for 51 yards and one touchdown, a 17-yard touchdown run

against the Rams 12/1. **1995:** Caught 38 passes for 461 yards and tied a career-high with five touchdowns...had six carries for 75 yards and one touchdown...scored first career rushing touchdown on 44-yard run vs. Philadelphia 10/1...caught 100th pass of career at New York Giants on 1-yard touchdown reception 9/24. **1994:** Grabbed 49 passes for career-high totals of 710 yards and five touchdowns...14.7 yard average led team...made 28 catches for 456 yards and four touchdowns over the final six weeks...set career highs with eight receptions, two of them for touchdowns, at L.A.

Raiders 11/20...had career-high 200 receiving yards and tied career-high with two touchdown passes in season finale at Denver 12/24...yardage total second-highest in New Orleans history (Wes Chandler 205 vs. Atlanta 9/2/79). **1993:** Played in 11 games in primarily four-receiver sets, catching 16 passes for 164 yards and one touchdown. **1992:** made final roster as rookie, but waived 9/3 and signed to practice squad...re-signed 9/19...played in 13 games with two starts...was fourth in receptions with 23 catches for 278 yards and three touchdowns...caught four passes in first NFL game vs. San Francisco 9/27...scored first career touchdown on 22-yard scoring pass at San Francisco 11/15.

College: Finished career as leading receiver in Alcorn State history with 140 catches for 2,527 yards and 16 touchdowns...was first-team All-Southwestern Athletic Conference selection as senior and sophomore...established then-school record by catching 55 passes for 1,068 yards and seven touchdowns as senior...education major.

Personal: Born Torrence Ramon Small in Tampa, Fla...was all-district and all-conference wide receiver at Thomas Jefferson High School in Tampa, Fla....also lettered in basketball and track...single...resides in Kenner, La.

SMALL'S NFL STATISTICS

Year	Team	G,S	No.	Yards	Avg.	LG	TD
1992	New Orleans	13, 2	23	278	12.1	33	3
1993	New Orleans	11, 0	16	164	10.3	17	1
1994	New Orleans	16, 0	49	719	14.7	75	5
1995	New Orleans	16, 1	38	461	12.1	32	5
1996	New Orleans	16, 13	50	558	11.2	41	2
Totals	72, 16	176	2,180	12.4	75	16

Single Game Highs

Rec. - 8 vs. Raiders (11/20/94)
 Yds. - 200 at Denver (12/24/94)
 TD - 2 (twice), last time at Denver (12/24/94)

Additional Career Statistics: Rushing: 1995 (6 for 75 yards, 1 TD), 1996: (4 for 51, 1 TD); Two-Point Conversions: 1994: 1 receiving.

Playoffs: 1992: 1 reception, 6 yards



Only one paint is tough enough.

If there's one thing that everyone in the NFL knows, it's the importance of toughness. So when these experts select the Official Paint Supplier of the NFL, they expect paint that's as strong as they are: Tru-Test E-Z Kare paint, available only at True Value. A leading consumer magazine rated Tru-Test E-Z Kare Flat Enamel the most durable paint they'd tested, because of its



ability to stand tough where others got trampled. And Tru-Test paint can be custom mixed in any color you want – including the hard-playing team colors of the NFL. So you can bring all the excitement of your favorite NFL team into any room of your home, just by picking up a gallon at your neighborhood True Value store. And that makes Tru-Test especially tough. To resist.

True Value.

Tru-Test Is The Official Paint Supplier Of The NFL™

NFL and the NFL shield logo are registered trademarks of the National Football League. Team names are registered trademarks of the teams indicated.



Budweiser

KING OF BEERS®

*Brewed by our original all natural process using the
Choicest Hops, Rice and Best Barley Malt*

Anheuser-Busch, Inc., St. Louis, Mo.

Rams' Fans...

This Bud's for you.