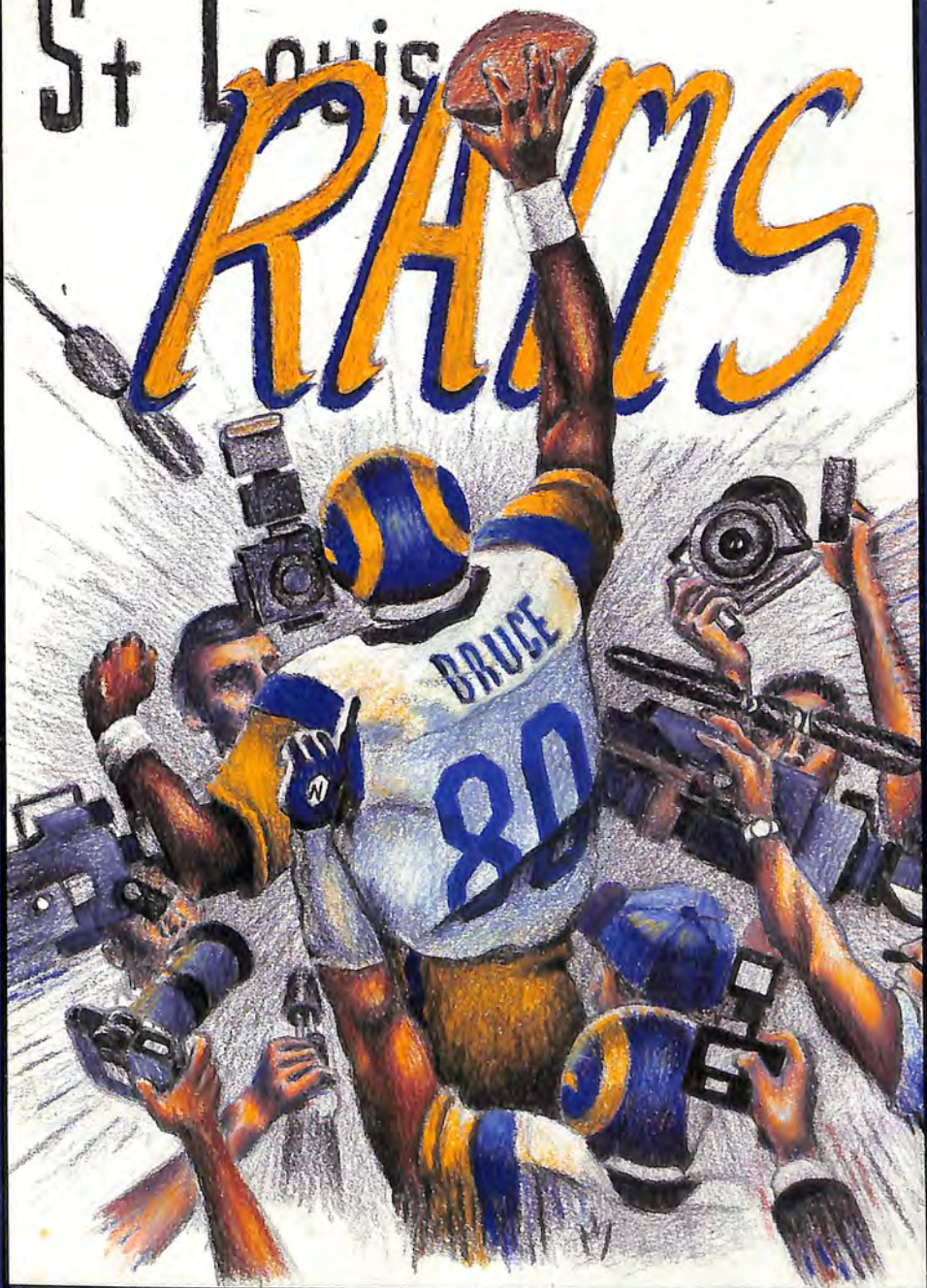


St Louis

RAMS



1998 Media Guide

**OFFICIAL SIDELINE
APPAREL OF THE
ST. LOUIS RAMS**



LOGOATHLETIC



More publications available at:

www.retroseasons.com/library/

1998 SCHEDULE



PRESEASON

Sat.	Aug.	8	DENVER BRONCOS (FOX)	7:00 p.m.
Sat.	Aug.	15	@ San Diego Chargers (FOX)	10:00 p.m.
Sat.	Aug.	22	DALLAS COWBOYS (FOX)	7:00 p.m.
Fri.	Aug.	28	@ Kansas City Chiefs (FOX)	7:00 p.m.

REGULAR SEASON

Sun.	Sept.	6	NEW ORLEANS SAINTS (FOX)	Noon
Sun.	Sept.	13	MINNESOTA VIKINGS (FOX)	Noon
Sun.	Sept.	20	@ Buffalo Bills (FOX)	Noon
Sun.	Sept.	27	ARIZONA CARDINALS (FOX)	Noon
Sun.	Oct.	4	Bye Week	
Sun.	Oct.	11	NEW YORK JETS (CBS)	3:15 p.m.
Sun.	Oct.	18	@ Miami Dolphins (FOX)	3:15 p.m.
Sun.	Oct.	25	SAN FRANCISCO 49ERS (FOX)	Noon
Sun.	Nov.	1	@ Atlanta Falcons (FOX)	Noon
Sun.	Nov.	8	@ Chicago Bears (FOX)	Noon
Sun.	Nov.	15	@ New Orleans Saints (FOX)	Noon
Sun.	Nov.	22	CAROLINA PANTHERS (FOX)	3:05 p.m.
Sun.	Nov.	29	ATLANTA FALCONS (FOX)	Noon
Thur.	Dec.	3	@ Philadelphia Eagles (ESPN)##	7:20 p.m.
Sun.	Dec.	13	NEW ENGLAND PATRIOTS (CBS)	Noon
Sun.	Dec.	20	@ Carolina Panthers (FOX)	Noon
Sun.	Dec.	27	@ San Francisco 49ers (FOX)	3:05 p.m.

Home games in **CAPS** All kickoffs St. Louis time ##Nationally Televised

POSTSEASON

Sat.	Jan.	2	AFC and NFC Wild Card Playoffs (ABC)
Sun.	Jan.	3	AFC and NFC Wild Card Playoffs (CBS and FOX)
Sat.	Jan.	9	AFC and NFC Divisional Playoffs (CBS and FOX)
Sun.	Jan.	10	AFC and NFC Divisional Playoffs (CBS and FOX)
Sun.	Jan.	17	AFC and NFC Championship Games (CBS and FOX)
Sun.	Jan.	31	Super Bowl XXXIII at Pro Player Stadium, Miami (FOX)
Sun.	Feb.	7	AFC-NFC Pro Bowl at Honolulu, Hawaii (ABC)



Sprint

The Official Telecommunications Provider
to the St. Louis Rams and the NFL

Visit the Official Web Site of the St. Louis Rams
at <http://www.stlouisrams.com>



TABLE OF CONTENTS

Rams' 1998 Schedule.....1
 Directory3
 Georgia Frontiere4-5
 Stan Kroenke6
 Executives.....7-13
 Football Operations10-31
 Administration31-34
 Staff Photos.....35-36
 What to look for in 199737
 Rams Won-Lost Record38
 Veteran Players39-119
 Other Rams with Pro Experience ..120-123
 Rams Overtime Games124
 Rookies125-138
 Alphabetical Rosters.....139-140
 1997 Season141
 1997 Season Review142-151
 1997 Preseason Statistics152-154
 1997 Team Statistics155
 1997 Individual Statistics156-158
 1997 Player Participation159
 Rams & League Leaders160
 Records161
 All Time Leaders.....162-164
 Year-By-Year Leaders.....165-173
 Individual Records174-182
 Team Records183-187

Rams Big Days188-191
 All-Time Playoff Leaders192-193
 Individual Playoff Records.....194-198
 Team Playoff Records199-202
 Big Days/Playoffs203-4
 History205
 Coaching Records206
 Rams' 61 Year Review207-219
 Month-To-Month Records220
 Home & Away Records221
 Series Results222-226
 Preseason Results227-229
 Draft Choices 1945-1998230-238
 All-Time Roster239-246
 All-Time Honors247-255
 Hall of Fame Rams256-257
 Homes of the Rams258
 Rams Story259-266
 Sidelines.....269
 Attendance.....270
 Prime Time Rams271
 Rams Training Camp Information272
 Trans World Dome273
 Rams Park.....274
 Rams Radio Network275
 St. Louis Rams Foundation276
 1998 NFL Schedule277-280

St. Louis Rams Football Club
One Rams Way
St. Louis, MO 63045
Telephone: (314) 982-7267

HOME FIELD:

Trans World Dome (66,000 Capacity)

CLUB FORMED:

1936 as Cleveland Rams of American Football League
 1937 adopted as NFL franchise
 1946 moved to Los Angeles
 1980 moved to Anaheim Stadium
 from Memorial Coliseum
 1995 moved to St. Louis

TITLES WON:

Two World Championships (1945 and 1951)
 One NFC Championship (1979)
 Five Conference Championships (1945, 1949,
 1950, 1951, 1955)
 Two Coastal Division Championships (1967 and 1969)
 Eight NFC Western Division Championships
 (1973, 1974, 1975, 1976, 1977, 1978, 1979, 1985)

COLORS:

Royal Blue (PMS 288), Gold (116) and White

WRITING AND EDITING: Rams Public Relations Department: Marshall Klein, Vice President; Rick Smith, Director; Duane Lewis, Assistant Director; Avis Roper, Assistant; Miranda Walker, Assistant; Cindy Jordan, Layout and Design.

COVER ILLUSTRATION:

ACCOUNT REPRESENTATIVE: Lisa Lorenz Toone, Color Art, Inc, St. Louis, Missouri.

EDITORS EMERITUS: Maxwell Stiles, Tex Schramm, Tex Maule, Pete Rozelle, Bert Rose, Jr., Jack Teale, Jack Geyer, Jerry Wilcox, Pete Donovan, John Oswald, all former Rams Public Relations Directors.

SPECIAL THANKS: Doug (Grafton) Bray, Joseph Cronin, Marci Moran, Robert Pasalich, John (Utah) Turney, Tony Wyllie.

PHOTOS BY: Bill Stover, Dave Preston.

DIRECTORY



Georgia Frontiere	Chairman
Stan Kroenke	Vice Chairman
John Shaw	President
Jay Zygmunt	Executive Vice President
Bob Wallace	Senior VP/ Administration, General Counsel
Marshall Klein.....	Vice President/Media & Community Relations

Football Operations:

President/Head Coach	Dick Vermeil
Vice President/Tight Ends	Lynn Stiles
Equipment Manager	Todd Hewitt
Assistant Equipment Manager	Jim Lake
Video Director	Larry Clerico
Assistant Video Director	Scott Nyberg

Staff: Sam Clark, Suzette Cox, Lory Fabian, Matthew Littlefield, Mike Vanderploeg.

Coaching Staff:

Assistant Head Coach/Quarterbacks	Mike White
Assistant Head Coach/Defensive Coordinator	Peter Giunta
Offensive Coordinator	Jerry Rhome
Defensive Coordinator/Linebackers	John Bunting
Secondary	Steve Brown
Strength and Conditioning	Chris Clausen
Wide Receivers	Dick Coury
Special Teams	Frank Ganz
Strength and Conditioning	Kerry Goode
Defensive Line	Carl Hairston
Offensive Line	Jim Hanifan
Defensive Assistant	Todd Howard
Running Backs	Wilbert Montgomery
Offensive Assistant	John Ramsdell
Tight Ends	Lynn Stiles
Offensive Line	Ed White

Player Personnel:

Vice President/Player Personnel	Charley Army
Vice President/Player Programs	Kevin Warren
Director/College Scouting	John Becker
Administrator/Pro Personnel	Jack Faulkner
Personnel Administrator	Debbie Pollom

Scouts: Billy Campfield, Kevin McCabe, Lawrence McCutcheon, David Razzano, Paul (Pete) Russell, Harley Sewell, Howard Tippett.

Staff: John Mancini, Scott Musburger.

Public Relations:

Director of Public Relations	Rick Smith
Asst. Director of Public Relations	Duane Lewis
Public Relations Assistant	Avis Roper

Staff: Miranda Walker.

Medical Staff:

Head Trainer	Jim Anderson
Assistant Trainer	Ron DuBuque
Assistant Trainer.....	Dake Walden
Team Physician	Dr. Bernard T. Garfinkel, M.D.
Team Physician	Dr. James F. Loomis, M.D.
Team Physician	Dr. Robert A. Shively, M.D.
Team Physician.....	Dr. Rick W. Wright, M.D.

Administration/Finance:

Vice President/Finance	Adrian Barr
Treasurer	Jeff Brewer
Director of Operations.....	John Oswald
Computer Systems Manager	Bill Consoli
Associate Counsel.....	Todd Davis

Staff: Anna Davis, Elaine Hanson, Ida Kaul, John Knetzer, Lorie Maginn, Ken Mayweather, Barbara Miller, Anne Morgan, Scott Parker, Barbara Perry, Janice Pipp, Stephanie Snow, Karibeth Tamme.

Marketing & Sales:

Vice President/Marketing	Phil Thomas
Vice President/Sales	Brian Ulione
Director of Ticket Operations.....	Michael T. Naughton
Asst. Director of Ticket Operations	Matt Cady
Entertainment & Production Manager	Keely Fimbres
Director of Entertainment	Tom Guthrie
Marketing Manager	Michelle Williamson
Publications & Promotions Manager	Cindy Jordan
Sales Executive	Roger Weismiller
Sales Executive	Kimberly Frost
Executive Services Manager	Michael Moynour
Executive Suites Coordinator	Pam Benoist

Staff: Terri Fenwick, Eliana Reece, Christine Rivituso, Rob Ross, Cari Varble.

Community Relations:

Community Relations Manager	Marci Moran
Assistant.....	Mario Wayne

Staff: Miranda Walker.

St. Louis Rams Foundation:

Executive Director	Allison Collinger
Assistant.....	Cheryl Bini



GEORGIA FRONTIERE

Chairman/Owner

Georgia Frontiere resumed an intimate relationship with her hometown three years ago, when she brought the Rams to St. Louis, one of America's finest sports communities. The Rams finished strongly in 1997 under first-year coach Dick Vermeil, winning three of their last four games while continuing to draw sellout crowds to the Trans World Dome.

Georgia and Vermeil are committed to bringing a winning team to the Gateway City and the coach's hiring, on January 22, 1997, was an extension of a relationship which spanned three decades. Georgia and her late husband, Carroll Rosenbloom, met Vermeil when Dick became the first fulltime special teams coach in the NFL, for the Rams in 1969. Vermeil coached at UCLA the following year, but returned to the Rams in 1971, then became head coach at UCLA in 1974. Vermeil capped a successful collegiate career with a victory over No. 1-ranked Ohio State in the 1976 Rose Bowl.

Vermeil's appointment represented just one of many important decisions Georgia has made during her tenure as owner. The Rams' relocation from the West Coast is perhaps the most successful transfer in NFL history. St. Louis and the Rams immediately became one; the Rams supporting the community in countless charitable endeavors and the city supporting its team fiercely on the



field.

Georgia, who grew up in the city's Central West End, is in her 20th season as leader of the Rams' organization. During the Frontiere era the Rams have been to a Super Bowl, reached the NFL playoffs eight times, and advanced to the NFC championship game on three occasions.

Dedicated to improving the Rams on the field, Georgia also is recognized for her international philanthropy and is a conscientious contributor in the St. Louis community, assisting a wide variety of groups with an emphasis on education, the arts, and youth. Some examples:

*Georgia is a member of the board of the St. Louis Symphony, St. Louis Zoo, Laumeier Sculpture Park in St. Louis County, and sits on the board of trustees of Saint Louis University.

*Since 1992 Georgia annually has presented a \$5,000 college scholarship to a student who creates the winning illustration for the cover of the Rams' media guide. Thousands of St. Louis-area youngsters have participated in the contest.

*Not long after returning to St. Louis, Georgia created a scholarship to be given to a deserving student at Hamilton Elementary, the school Georgia attended as a child.

Georgia also holds a Doctor of Philanthropy from Pepperdine University in Malibu, California, and is on the Board of Directors of the American Air Museum in Britain, at Duxford, England. Georgia is a recipient of the Ellis Island Medal of Honor, which cited her for "community involvement and for having greatly contributed to our national identity while preserving the distinct values of her ancestors."

She has served on the board of directors of the Los Angeles Boys' and Girls' Club and is a benefactor of the St. Jude Children's Research Center in Memphis. Her dedication to the advancement of youth was underscored in a substantial donation to the Fulfillment Fund, an organization which sponsors more than 2,000 high school students who are selected for having college potential but whose edu-

cational opportunities are limited.

Georgia also is a board member of the Crohn's and Colitis Foundation of America and a National Board member of the American Foundation for AIDS Research. She occupies a similar position with the St. John's Ambulance Brigade of Great Britain, which provides ambulance services throughout the United Kingdom, and is also a major contributor to the St. John's Ophthalmic Hospital, Jerusalem.

Frontiere is a member of the Los Angeles Music Center Opera board, the Golden Horseshoe of the New York Metropolitan Opera, and is on the boards of New York's Collegiate Chorale and the William Hall Chorale. She also is on the NFL Alumni Board of Governors.

Georgia is the mother of two children, son Dale Rosenbloom (married to the former Kathleen Melville) and daughter Lucia Rodriguez (married to Lupe Rodriguez). Georgia has six grandchildren.



Georgia visits with pro football Hall of Famer and ABC broadcaster Dan Dierdorf.



STAN KROENKE

Vice Chairman/Owner

The Rams' inaugural season of 1995 represented the final step in a two-year effort by Stan Kroenke to return professional football to St. Louis. Kroenke's participation as an owner of the franchise served as a galvanizing force for the community.

With relocation of the Rams completed, Stan, as Vice Chairman of the organization, set out with Georgia Frontiere and senior management to develop a program for a winning team. Part of that plan resulted in the appointment of Dick Vermeil as Head Coach and President of Football Operations.

Although active in all facets of the team, Stan initially concentrated efforts on the development of the league's premier team headquarters and training facility. In one year's time, Kroenke oversaw the facility's construction in the area minutes west of the St. Louis airport. Completed in June, 1996, Rams Park, sitting on twenty acres in St. Louis County, includes 90,000 square feet of administrative and football training space, three outdoor natural grass fields, and an 80-yard indoor artificial surface field.

Kroenke is chairman and owner of the The Kroenke Group, a private real estate investment and development company with offices throughout the United States and headquarters in Columbia, Missouri. During the past two decades, Kroenke has built a reputation as one of the nation's leading developers of shopping centers and apartment buildings.

Stan is a member of the Board of Directors of Wal-Mart Stores, Inc. Kroenke has other business interests that include director positions with Community Investment Partnership I



and II of St. Louis, and the Boone County National Bank in Columbia.

Kroenke serves as a trustee of the College of the Ozarks and on the Strategic Development board of the University of Missouri School of Business. He also is a trustee of the Missouri Basketball Hall of Fame and a member of the board of the Central Bancompany in Jefferson City. Stan also has active membership in St. Louis's Civic Progress, which provides support and leadership for various community improvements.

Stan has undergraduate and graduate degrees from the University of Missouri and is an active supporter of Mizzou athletic programs, including the Dan Devine Club, named for the former Tigers football coach.

E. Stanley Kroenke was born in Cole Camp, Missouri, and grew up in Mora, Missouri. Stan and his wife, Ann, have a daughter, Whitney, and a son, Josh. They reside in Columbia, Missouri.

EXECUTIVES



JOHN SHAW

President

19th Season with Rams

John Shaw's importance to the Rams and his vision and influence in the National Football League have been dramatically underscored in the final decade of the 20th century, an era in which Shaw has been a predominant figure in events critical to the Rams and the NFL.

Shaw worked continuously with representatives from St. Louis and the NFL and was a central figure in the overwhelmingly successful return of professional football to the Missouri city in 1995.

During this period Shaw also maintained his role as an active participant in shaping the future of the NFL as a member of the NFL Management Council Executive Committee. Shaw was a principal contributor in the enactment of a Collective Bargaining Agreement with the NFL Players' Association that brought labor peace to the NFL in 1993.

Shaw, who joined the Rams in 1980, oversees all aspects of the Rams' operation as Chairman and Owner Georgia Frontiere's primary advisor on financial, business, and legal matters.



Shaw is a native of New York who moved to San Diego as a youngster, attended high school there, and graduated from the University of San Diego with a bachelor's degree in accounting. John continued his education at New York University School of Law, from which he received a Juris Doctor Degree, and practiced law in California prior to joining the accounting firm of Arthur Andersen & Co.

Shaw is a member of the board of the Greater St. Louis United Way and of the Council of Trustees of LEARN, an educational program. John has a daughter, Alexandra.

JAY A. ZYGMUNT
Executive Vice President
17th Season with Rams

Zygmunt works closely with Rams President John Shaw in overseeing Rams operations, particularly player contracts and the NFL-mandated salary cap that has become critical to NFL franchises since the 1993 Collective Bargaining Agreement was implemented with NFL players.

Zygmunt's expertise and knowledge of the myriad aspects of the salary cap are widely recognized. Jay also is the Rams' liaison to both the NFL Management Council and the NFL Players' Association in player relations and other collective bargaining matters. As the Rams' principal negotiator in player contracts, Zygmunt has been a major presence in the signing of 17 Rams first-round draft choices, including last year's number one NFL selection, tackle Orlando Pace.

Zygmunt, who joined the Rams in 1982 as General Counsel, was named Vice President in 1988, Senior Vice President in 1991, and Executive Vice President in 1996.

A native of Chicago, Zygmunt graduated from the University of



Notre Dame in 1973 with a bachelor's degree in business administration and is a member of the Sorin Society. Jay earned his Juris Doctor degree from Northwestern University School of Law, where he is a member of the Whigmore Society. Zygmunt is both a Certified Public Accountant and a member of the Illinois bar. Prior to joining the Rams he was associated with Arthur Andersen & Company and had practiced law.

Zygmunt is a member of the American Bar Association's Forum Committee on the Entertainment and Sports Industries and the Sports Lawyers Association. He resides in St. Louis.

BOB WALLACE
*Senior Vice President/
Administration, General Counsel*
18th NFL Season
Fourth with Rams

An NFL veteran, Wallace oversees the day-to-day business operation of the Rams, including departmental supervision, budgets, and planning.

Bob, who lettered in football as a running back at Yale University, first associated with the NFL and with professional football in St. Louis as a teenage training camp assistant with the St. Louis Cardinals in 1971. He later served the Cardinals as the Counsel to and chief contract negotiator for the team while representing the St. Louis law firm of Guilfoil, Petzall and Shoemake from 1981-91.

Wallace was Assistant to the President, General Counsel, and chief contract negotiator for the Philadelphia Eagles from 1991-94 and returned to St. Louis when the Rams moved here in 1995.

A native of New York City, Wallace was a legal intern on former NFL commissioner Pete Rozelle's staff while in college. Bob earned his law degree from Georgetown University in Washington, D.C., after graduating from Yale.

Wallace serves on a number of



boards, including the Urban League of Greater St. Louis; Payback, Inc.; Operation Excel, Inc.; Repertory Theater of St. Louis; St. Louis Sports Lawyers' Association, and the St. Louis Sports Commission. Wallace is a member of the Sports and Entertainment Division of the American Bar Association. He also has taught classes on sports law at St. Louis University School of Law and received a certificate of recognition for law and education projects from the St. Louis Public Schools.

Bob and his wife Julie, a native of Murphysboro, Illinois, have two sons, Grant and Eric, and live in St. Louis.



DICK VERMEIL
President/Head Coach
12th NFL Season
Sixth with Rams

Dick Vermeil became the 19th head coach of the Rams when appointed by Georgia Frontiere Jan. 22, 1997, culminating a search that had started many years before.

Vermeil had been out of coaching since 1982 but contacted by NFL teams virtually every year thereafter. Whenever the Rams were seeking a head coach they always approached Vermeil, a master at rebuilding football teams.

Vermeil is the rarest of coaches. He has been a Coach of the Year on four levels, high school, junior college, national collegiate Division I, and NFL. He also was the first fulltime special teams coach in NFL history, with the Rams under head coach George Allen in 1969.

Vermeil has been a winner through hard work and the ability to get others to work hard since the day in 1960 the 23-year-old graduate of San Jose State became head coach at Hillsdale High in the San Francisco suburb of San Mateo, California. In his second season, Vermeil's team fashioned a 9-0 record.

After one year as assistant coach at San Mateo College in



1963, Vermeil became head coach at Napa Junior College in the wine country near his birthplace in the Northern California community of Calistoga. Vermeil turned the perennially losing Napa program into an immediate winner with a 7-2 record in his first season.

Vermeil was at Stanford University under head coach John Ralston from 1965-68 and served on a staff that included such future NFL head coaches as Ralston, Bill Walsh, Mike White, Jim Mora, and Rod Rust.

Vermeil came to the NFL with the Rams in 1969, then joined Tommy Prothro's UCLA staff in 1970. Dick returned to the Rams with Prothro in 1971 and coached quarterbacks and special teams through 1973.

Vermeil's next head coaching position was that which brought him national recognition for the first time. He took over the UCLA program in 1974 and, in his second season, led the Bruins to a 9-2-1 record, their first Pacific 8 Conference championship, and their first Rose Bowl appearance in 10 seasons. The Bruins capped the season with a dramatic upset of No. 1-ranked Ohio State in the Rose Bowl.

Vermeil then came to the NFL for the third time, facing his greatest challenge with the long-suffering Philadelphia Eagles. After 4-10 and 5-9 records his first two seasons, Vermeil in 1978 drove the Eagles to a 9-7 finish, their first winning season since 1966, and to a spot in the playoffs for the first time since 1960. The Eagles accomplished this feat despite not having a No. 1 or No. 2 draft choice the previous five years and Vermeil was named NFC Coach of the Year.

The following year the Eagles were 11-5, their most successful season in 20 years, and Vermeil was NFL Coach of the Year.

The Eagles posted a best-ever 12-4 record in 1980, won the NFC championship, and earned a berth in Super Bowl XV against the Oakland Raiders.

The 1980 season underscored the Vermeil mantra of hard work, dedication, and the will to win. Example: the 1980 Eagles outscored opponents 130-44 in the

fourth quarter and 226-95 in the second half. Example: In an eerie twist to the NFL's playoff tie-breaker system, the Eagles needed only to lose by 24 points or less in the final regular-season game at Dallas to clinch the division title. Dallas took a 21-0 lead at halftime and was ahead 35-10 in the fourth quarter. On the brink of falling to a wild card berth in the playoffs, the Eagles rallied for 17 points in the final 10 minutes to clinch their first championship in 20 years.

Vermeil retired from coaching two years later and served as a television analyst on NFL and college games for CBS and ABC. His career as a television analyst provided Vermeil a rare distinction: he is the only man to coach a team in the Rose Bowl and to broadcast a Rose Bowl.

Vermeil was a four-sport star at Calistoga High in the community in which he was born October 30, 1936, and where Dick also was employed in the auto repair garage operated by his father, Louis Vermeil. Dick continued to learn the skills and work ethic of his father as a student at Napa Junior College and at San Jose State, where he was a quarterback on the football team and earned a master's degree in physical education in 1959.

Vermeil and his wife of 42 years, the former Carolyn Drake, have two sons, a daughter, and 11 grandchildren. Dick and Carol reside in Chesterfield, Mo.

VERMEIL'S CAREER HEAD COACHING RECORD

YEAR	TEAM	W	L	T	PCT.	Place	Post Season
1976	Philadelphia	4	10	0	.286	5th	
1977	Philadelphia	5	9	0	.357	4th (tie)	
1978	Philadelphia	9	7	0	.563	2nd	NFC Wild Card
1979	Philadelphia	11	5	0	.688	1st (tie)	NFC Divisional
1980	Philadelphia	12	4	0	.750	1st	NFC Champion
1981	Philadelphia	10	6	0	.625	2nd	NFC Wild Card
1982	Philadelphia	3	6	0	.333	5th	
1997	Rams	5	11	0	.313	5th	

REGULAR SEASON

ALL GAMES

	W	L	T	PCT.	W	L	T	PCT.
Hillsdale High	17	9	1	.648	17	9	1	.648
Napa College	7	2	0	.778	7	2	0	.778
UCLA	14	5	3	.705	15	5	3	.717
Philadelphia (NFL)	54	47	0	.534	57	51	0	.528
Rams	5	11	0	.313	5	11	0	.313
CAREER TOTALS	97	74	4	.566	101	78	4	.563

VERMEIL CAREER COACHING NOTES AND HONORS

- 1959 Assistant coach, Del Mar High School, San Jose, California.
- 1960-62 Head Coach, Hillsdale High School, San Mateo, California.
- 1963 Assistant Coach, San Mateo College.
- 1964 Head Coach, Napa Junior College.
- 1965-68 Assistant Coach, Stanford University.
- 1969 Special Teams Coach, Los Angeles Rams.
- 1970 Assistant Coach, UCLA.
- 1971-73 Special Teams/Quarterbacks Coach, Los Angeles Rams.
- 1974-75 Head Coach, UCLA.
- 1975 Pacific 8 Championship.
Defeated top-ranked Ohio State 23-10 in Rose Bowl.
- 1976-82 Head Coach, Philadelphia Eagles.
- 1978 Eagles reached playoffs first time since 1960.
NFC Coach of the Year, *United Press International*,
Professional Football Writers of America, Kansas City 101 Club,
Columbus (Ohio) Touchdown Club.
- 1979 Eagles tied for NFC East Championship.
NFL Coach of the Year, *The Sporting News*, *Football Digest*.
NFC Coach of the Year, Professional Football Writers of America,
Kansas City 101 Club.
- 1980 Eagles won NFC Championship.
NFL Coach of the Year, Washington (D.C.) Touchdown Club.
- 1983-96 Television analyst, NFL and collegiate football games, CBS and ABC.
- 1997- Head Coach & President/Football Operations, St. Louis Rams.

MARSHALL KLEIN
*Vice President / Media
and Community Relations*
16th Season with Rams

Marshall Klein is the liaison between Rams chairman and owner Georgia Frontiere and the various Rams departments. Marshall is principally involved with the numerous charities and organizations supported by and in which Georgia participates.


Klein oversees the marketing, public relations, and entertainment departments and represents the team at charitable and civic events. A native of Pittsburgh, Klein moved to Los Angeles as a youngster. Before joining the Rams in 1983, Marshall was employed 21 years by the Los Angeles Times, the last 15 as Sports Editor of the Orange County Edition.



Klein has lectured at several universities and is highly regarded as a public speaker and master of ceremonies.

Klein has four children, Philip, Michael, Benjamin, and Molly.

STUDENT WINS MEDIA GUIDE ART CONTEST



The cover illustration for the Rams' 1998 media guide was created by Dylan Mortimer, 18, a graduate of McCluer North High School in Florissant, Mo.

Dylan's illustration was selected as the winner of the St. Louis Rams and St. Louis *Post-Dispatch*-sponsored art competition that was open to students 18 years of age and under. Dylan wins a \$5,000 scholarship from owner Georgia Frontiere to continue his education this fall.



ASSISTANT COACHES

LYNN STILES

*Vice President/Football Operations/
Tight Ends Coach
20th NFL Season
Second with Rams*



Stiles joined the Rams in 1997, bringing almost two decades of coaching and personnel experience to Dick Vermeil's

first Rams' staff. Lynn took on the additional responsibility of tight ends coach after the 1997 season.

Lynn was Vice President/Player Personnel and overseer of player development programs for the Kansas City Chiefs from 1992-96. Stiles earned championship rings from Super Bowls XXIII and XXIV with the San Francisco 49ers as their tight ends and special teams coach from 1987-91.

Stiles was the Philadelphia Eagles' Player Personnel Director in 1982 and Executive Director of Player Personnel from 1983-86. During this period the Eagles acquired such Pro Bowl players as Reggie White, Randall Cunningham, Seth Joyner, Clyde Simmons, and Keith Byars.

Stiles originally was associated with Vermeil when Lynn was Assistant Head Coach and defensive coordinator of the

1975 UCLA squad that defeated Ohio State in the 1976 Rose Bowl. Stiles briefly was on Vermeil's first staff in 1976 at Philadelphia, but became head coach at San Jose State, where his teams won two conference championships in three seasons.

Lynn returned to the Eagles in 1979 as tight ends coach, coordinator of special teams and administrative assistant to the head coach.

Stiles (4/12/41) was born in Kermit, Texas, and was a two-time all-Nevada selection at Reno High. He was an all-academic and all-conference guard at the University of Utah, playing in the All-American Bowl after his senior season in 1962. Stiles began coaching at his alma-mater in 1963, moved to Kansas (1966-70) and was an assistant at UCLA (1970-75).

Lynn is married (Marigene) and has four children, daughters Stacy and Tiffany, and sons Shon and Blake.



MIKE WHITE
**Assistant Head Coach/
Quarterbacks**
11th NFL Season
Second with Rams



One of Dick Vermeil's most important moves after arriving in St. Louis was the appointment of Mike White as Assistant Head

Coach/Tight Ends. Mike became quarterbacks coach after the 1997 season. White, a two-time national collegiate coach of the year, with experience as an NFL head coach and as a founder of the World League (now NFL Europe), occupies a key role on Vermeil's staff in player personnel, administration, and coaching.

White began his coaching career as a graduate assistant at the University of California in 1958, moved to Stanford as offensive coordinator in 1964, and was joined by Vermeil on head coach John Ralston's staff a year later. That Stanford coaching staff produced such future NFL head coaches as White, Vermeil, Bill Walsh, Jim Mora, Ralston, and Rod Rust.

White became a head coach for the first time in 1972, when he returned to his alma-mater, which had posted a record of 50-79-3 since going to the Rose Bowl in 1958. The Bears were 34-31-1 under White, including 27-16-1 in his final four seasons. The 1975 Bears posted an 8-3 record, and led the nation with an average of 459 yards a game. White was named national collegiate coach

of the year.

White was offensive line coach and an administrative assistant to head coach Bill Walsh with the San Francisco 49ers in 1978-79. He returned to the college ranks at the University of Illinois in 1980, inheriting a program that had one winning season in the previous 14 and a win-loss record of 43-92-4 during that time.

After a 3-7-1 beginning in 1980, the Illini rebounded to 7-4 in 1981 and went to the Rose Bowl after the 1983 season. Illinois posted a 10-2 record, averaged 34 points a game, and became the first team in Big 10 history to defeat all nine conference opponents in 1983. White, whose overall record was 47-41-3 through 1987 with the Illini, was NCAA coach of the year in '83.

Mike worked for a professional scouting service in Newport Beach, California, in 1988. White and former Dallas Cowboys President Tex Schramm were the two persons most responsible for coordinating the beginning of the World League for the NFL in 1989. Mike joined the Los Angeles Raiders in 1990, coaching quarterbacks from 1990-92, offensive line in 1993-94, and was the Oakland Raiders' head coach in 1995-96, posting a record of 15-17.

Mike and his wife Marilyn reside in Clayton, Mo. They have a daughter, Carrie, who lives in Chicago with her husband Scott and daughter Hannah and son Noah; two sons, Christopher, of San Francisco, and Matt, of Newport Beach.

PETER GIUNTA

Assistant Head Coach/Defensive Coordinator
8th NFL Season
Second with Rams



Giunta (JUN-ta) came to the Rams in 1997 after two seasons with the New York Jets. In 1995, the Jets had the top-ranked passing defense in the NFL, allowing 171.3 passing yards a game. Giunta's defensive unit helped the Jets to 34 takeaways, which tied for second best in the AFC. Giunta's first NFL coaching assignment was with the Philadelphia Eagles (1991-94).

During that time the Eagles ranked in the NFL's top 10 in at least one defensive category. In 1991, Giunta was a member of the Eagles' defensive staff that had the top defensive ranking in the NFL.

Giunta's coaching career began in 1978 at Swampscott High in Massachusetts, where he coached for three years (1978-80) He moved to the collegiate ranks at Penn State (1981-1983). Peter was at Brown University from 1984-87 as tight ends/receivers coach and became offensive coordinator in 1986. Giunta's was at Lehigh as tight end/receivers coach (1988-90) before joining the Eagles.

Giunta (8/11/56) attended Northeastern University in Boston, where he played running back and defensive back. Peter and his wife Cindy have a daughter, Christina, and a son, John, and reside in Chesterfield, Mo.

JERRY RHOME

Offensive Coordinator
23rd NFL Season
Third with Rams



Rhyme is known as one of the outstanding offensive minds in football. Jerry joined the Rams for a second time in 1997 after two seasons as offensive coordinator for the Houston Oilers.

Rhyme was wide receivers coach for the Minnesota Vikings in 1994 and coached Vikings wide receivers Chris Carter and Jake Reed, who set an NFL record for most receptions in one season by teammates (207). Carter also set a single season reception mark with 122. From 1990-93, Rhyme was offensive coordinator for the Phoenix Cardinals. Under Rhyme's guidance, quarterback Steve Beuerlein enjoyed a career year in 1993, breaking seven franchise records as the Cardinals finished in the top three in the NFC in total offense (352.8 yards a game), average gain per play (5.2 yards), third down efficiency (46.2%), and time of possession (31:54).

Jerry was quarterbacks coach for the Dallas Cowboys in 1989 and offensive coordinator for the San Diego Chargers in 1988. From 1983-87, Rhyme served as quarterbacks coach for the Washington Redskins. In Super Bowl XXII after the 1987 season, the Redskins scored a 42-10 victory over the Denver Broncos, setting Super Bowl records for total yards (602) and most points in a

quarter (35).

Rhyme began his NFL coaching career in 1976 with the Seattle Seahawks as wide receivers/quarterbacks coach. He was the Seahawks' offensive coordinator from 1978-82.

Rhyme also is a former Ram, having played quarterback in 1971 during an eight-year NFL career. Drafted by both the Dallas Cowboys and the New York Jets, Rhyme also played for the Cowboys (1965-68), the Cleveland Browns (1969), and Houston Oilers (1970). Rhyme played collegiately at Southern Methodist (1960-61) and Tulsa (1963-64). Jerry finished second in balloting for the Heisman Trophy at Tulsa in 1964, when he set 17 national collegiate passing records.

A native of Dallas (3/6/42), Jerry has two daughters, Shannon and Nicole, and one son, Brett. Rhyme resides in Chesterfield, Mo.

JOHN BUNTING
*Defensive Coordinator/
Linebackers*
17th NFL Season
Second with Rams



Bunting is one of three former Dick Vermeil players on the coaching staff. John played 11 seasons with the Eagles (1972-82), starting 119 of 133 career games, including 95 of his final 97. Bunting previously worked four years as an assistant coach with the Kansas City Chiefs, serving as linebackers coach (1995-96) and as defensive assistant

(1993-94).

Bunting was head coach of Rowan College in Glassboro, N.J. (1987-92), leading the Profs to back-to-back Division III playoff berths in 1991 and 1992. Bunting was defensive ends coach at Brown University (1986). Bunting's first coaching experience came with the USFL's Baltimore Stallions as linebackers coach (1985), after playing with the Philadelphia Stars of the USFL from 1983-84.

Bunting (7/15/50) is married (Dawn) and has two children, a daughter, Kimberly, and a son, Brooks. They reside in St. Charles, Mo.

STEVE BROWN
Secondary
12th NFL Season
Fourth with Rams



Steve has been a defensive assistant and coached Rams cornerbacks in his first three seasons with the team. He became secondary coach after the 1997 season. Steve played nine years in the NFL as a cornerback with the Houston Oilers (1983-90) and San Francisco 49ers (1991). A third-round draft choice (83rd overall) of the Oilers in 1983, Brown was second in the AFC with a 25.6-yard kickoff return average, earning a berth on Pro Football Weekly's all-rookie team as a kick returner.

Steve was a cornerback and kick returner at the University of Oregon

from 1978-82. His collegiate career included 78 kickoff returns for a 23.9-yard average. Brown was a two-time all-West Coast conference selection and earned All-America honorable mention with 70 tackles and three interceptions as a senior.

A native of Sacramento, Ca. (3/20/60), Brown lettered in football, tennis, and track at C.K. McClatchy High. Steve and his wife, Michele, reside in Wildwood, Mo., with their sons, Cole and Jared.

CHRIS CLAUSEN
Strength and Conditioning
10th NFL Season
Seventh with Rams



Clausen joined the Rams in 1992 after three years as assistant strength coach of the San Diego Chargers. Clausen graduated from Indiana University in 1980 with a degree in business administration and was in the private sector before joining the San Diego State staff as a graduate assistant coach in 1987. Clausen was a cornerback for Indiana from 1976-79 and played in the Hoosiers' 38-37 win over Brigham Young in the 1979 Holiday Bowl. Born in Evergreen Park, Il., Chris (2/21/58) is married (Nichole) and lives in St. Louis, Mo.



DICK COURY
Wide Receivers
22nd NFL Season
Seventh with Rams



Coury, a veteran of seven NFL teams and three professional football leagues, came to the Rams in 1997 from Houston, where he served one season as offensive coordinator (1994) and the final two seasons as offensive assistant/passing game (1995-96). Dick was instrumental in transforming the Oilers' offense from the Run-and-Shoot to a more conventional offense. Coury was tight ends coach for the Minnesota Vikings (1993) and offensive coordinator for the New England Patriots (1991-92). He served his first tour of duty with the Rams (1986-90) coaching quarterbacks. Under Coury's guidance QB Jim Everett twice led the league in touchdown passes and became the first quarterback in Rams' history to throw for 4,000 yards. Before joining the Rams, Coury was head coach for the Boston/New Orleans/Portland Breakers of the USFL from 1983-85, earning Coach of the Year honors in 1983.

Coury was wide receivers coach at Philadelphia under Dick Vermeil from 1976-81. He coached linebackers at San Diego in 1975. Coury was Head Coach/President of Football Operations for the Portland Storm of the World Football League (1974). His first NFL coaching experience came as wide receivers coach for the Denver Broncos (1972-73). Coury was defensive coordinator at the

University of Southern California from 1967-69. He originated the inaugural football program as head coach at Cal State-Fullerton from 1970-71.

Dick's coaching career began on the high school level at Mater Dei in Santa Ana, California, where Coury's team posted a nine-year record of 96-9-3. A graduate of Notre Dame, Coury and his wife Bonnie have seven children: sons Mike, Rick, Steve, Rob, and Tim, and daughters Catherine and Linda. Dick and Bonnie live in St. Charles, Mo.

FRANK GANSZ
Special Teams/Offensive Assistant
21st NFL Season
Second with Rams



During two decades in the NFL, Gansz has established himself as perhaps the NFL's top special teams coach.

In 1986, as assistant head coach/special teams for Kansas City, the Chiefs blocked or deflected an NFL-record 10 kicks and scored five touchdowns. The special teams helped Kansas City claim its first playoff berth in 15 years by scoring all 24 points in a 24-19 win over Pittsburgh in the season finale. The Chiefs scored touchdowns on a blocked punt, blocked field goal, 97-yard kickoff return, and field goal.

Gansz was head coach for Kansas City from 1987-88 and the Detroit Lions' special teams coach from 1989-93, a period in which Mel

Gray developed into the NFL's all-time leader in combined kick return yardage. In 1989, Gansz was named NFL Special Teams Coach of the Year by his peers. Gansz was assistant head coach/special teams for the Atlanta Falcons from 1994-96.

Gansz's NFL career began in 1978 as special teams coach for the San Francisco 49ers. He coached special teams/tight ends for Cincinnati (1979-80), Kansas City (1981-82), and Philadelphia (1983-85) before rejoining the Chiefs.

After serving as a pilot in the U.S. Air Force for six and a half years, Gansz began his coaching career at the Air Force Academy (1964-66). He also had coaching stints at Colgate (1968), Navy (1969-72), Oklahoma State (1973, '75), Army (1974), and UCLA (1976-77).

Born in Altoona, Pa. (11/22/38), Gansz prepped at Taylor Allerdice High in Pittsburgh. He played center and linebacker for the Naval Academy and graduated in 1960. Married to Barbara, the couple has two children, Frank Jr., and Jennifer, and resides in Chesterfield, Mo. Frank's son was appointed special teams coach of the Oakland Raiders this year.



KERRY GOODE
Strength and Conditioning
8th NFL Season
Second with Rams



Goode joined the Rams after the 1996 season and shares responsibility with Chris Clausen for strength and conditioning of the

Rams.

Kerry came to St. Louis from the New York Giants, for whom he was assistant strength and conditioning coach and offensive assistant/quality control from 1993-96. Goode was a regional manager for fitness centers in Alabama from 1990-1991 and Associate Athletic Director for compliance at the University of Alabama in 1992.

Goode was a tailback at Alabama from 1983-87 and the Southeastern Conference Freshman of the Year in 1983. He joined the Tampa Bay Buccaneers as a seventh-round draft choice in 1988 and was with the Denver Broncos and Miami Dolphins in 1989. Kerry's brother Chris played seven seasons with Indianapolis and a cousin, Antonio Langham, is with the San Francisco 49ers.

A native of Town Creek, Ala. (7/28/65), Kerry and his wife Pam have a son, Brooks, and live in St. Louis, Mo.

CARL HAIRSTON
Defensive Line
23rd NFL Season
Second with Rams



One of the most durable defensive linemen in NFL history, Hairston is in his fourth season of coaching, having joined the Rams in

1997 after spending the 1995 and '96 seasons on the Kansas City staff. "Big Daddy" was a college scout from 1991-93 with the Arizona Cardinals and a pro personnel scout in 1994 at Kansas City.

Hairston participated in 224 regular-season games and started 184 in his 15-season playing career. Carl played in more games than all but three defensive linemen in NFL history. He registered 1,141 tackles, 94 sacks, and was in 10 postseason play-off games. A seventh-round draft choice by Philadelphia in 1976, Hairston was a starter eight seasons with the Eagles and recorded more than 100 tackles five straight years (1977-81). He led the NFC with a career-high 15 sacks in 1979. Hairston played six seasons with Cleveland from 1984-89, before closing out his career with Arizona in 1990.

A native of Martinsville, Va. (12/15/52), Hairston was a four-year starter at linebacker and defensive end for Maryland-Eastern Shore, earning all-conference honors three times. He played one season of basketball. Carl returned to school in his NFL off-seasons and earned a degree in Physical Education in 1985.



Hairston was an all-state football player and won the Virginia State shot put championship as a senior at Martinsville High. Carl has two children, son Carl Jr., and daughter Crystal. He lives in Chesterfield, Mo.

JIM HANIFAN

Offensive Line
26th NFL Season
Second Season with Rams



Arguably the best offensive line coach in the history of professional football, Hanifan came to St. Louis for the third time in

1997. As offensive line coach for the football Cardinals from 1973-78, Hanifan's unit allowed the fewest sacks in the league each of the final five seasons. In 1975, the Cardinals allowed eight sacks, second lowest total in NFL history. That type of productivity earned Hanifan the NFL Assistant Coach of the Year Award, as selected by coaches in 1977. Following a one-year stint as assistant head coach/offensive line at San Diego (1979), Hanifan came back to St. Louis as head coach (1980-85), posting winning seasons from 1982-84. Jim was the Atlanta Falcons' offensive line coach for three years (1987-89) before moving to the Washington Redskins in the same capacity (1990-96). Washington won Super Bowl XXVI following the 1991 season.

Hanifan's coaching career began when he was an assistant at Yuba City Junior College (1959-61). He was

head coach at Charter Oak High in Covina, Ca. (1962-63). Hanifan coached at Glendale Junior College (1964-65) and at the University of Utah (1966-69). Jim coordinated the passing game at his alma mater, California, in 1970-71. He moved to San Diego State (1972) as offensive line coach and joined the Cardinals the following year.

Hanifan earned All-America honors at California, leading the nation in receiving with 44 receptions for 569 yards and seven touchdowns in 1954. He played one season with the Toronto Argonauts of the Canadian Football League in 1955.

Hanifan (9/21/33) and his wife Mariana have a daughter, Kathleen, and son, James. The Hanifans reside in St. Charles, Mo.

TODD HOWARD

Defensive Assistant
3rd NFL Season
First with Rams



A veteran of NFL and World League playing fields, Howard resumed his NFL career in the off-season after coaching the last

four seasons at Grinnell College in Grinnell, Iowa. Howard, who was the Pioneers' defensive coordinator in 1996 and '97, was a linebacker in college at Texas A&M and a third-round draft selection of the Kansas City Chiefs in 1987.

Todd played two seasons for the Chiefs and was in the Rams' training camp in 1990. Howard also played

for Barcelona of the World League in 1991-92. Todd began his coaching career at Texas A&M in 1991 and moved to Grinnell in 1994. Howard's responsibilities at the Iowa school included assisting in the sports information office and serving as strength coach for the Pioneers' 20 varsity sports.

Howard is married (Susan) and has two sons, Try and David, and a daughter, Ava. The Howards live in St. Louis.

WILBERT MONTGOMERY

Running Backs

11th NFL Season

Second with Rams



Montgomery returned to the NFL with the Rams in 1997 after an outstanding playing career which began when Montgomery

was a sixth-round draft choice of the Philadelphia Eagles in 1977. Wilbert played eight seasons with Philadelphia and shattered almost all of the Eagles' rushing records and led the club in rushing six times.

Montgomery, who ended his NFL career with Detroit in 1985, holds seven Philadelphia rushing records, including career attempts (1,465), rushing yards (6,538), attempts in single-season (338 in 1979), most rushing yards gained in single-season (1,512 in 1979), career 100-yard rushing games (26), most 100-yard rushing games in a season (8 in 1981), and most touchdowns in a game (4).

Montgomery gained at least 1,000 rushing yards in three seasons. In 1979, Wilbert led the league with 2,012 all-purpose yards (rushing, receiving, returns). He concluded his NFL career with 6,789 rushing, 2,502 receiving, 57 touchdowns, and two Pro Bowl bids (1978-79).

An outstanding athlete at Abilene Christian University in Abilene, Tex., Montgomery was a four-year starter at running back and set the all-time National Association of Intercollegiate Athletics record for touchdowns with 76. Montgomery also broke the record for touchdowns by a freshman with 37 and helped lead the Wildcats to the NAIA Division I National Championship in 1973. Montgomery also lettered in track and field, with bests of :09.6 for 100 yards, :20.8 for the 220, and 25 feet, 6 inches, for the long jump.

Wilbert is a native of Greenville, Mississippi (9/16/54) and one of four brothers to play in the NFL. Montgomery earned the Alumni Citation Award by Abilene Christian University in 1979, inducted into the inaugural Philadelphia Eagles Honor Roll in 1987, and inducted into the College Football Hall of Fame in 1996. Montgomery has a daughter, Sherrita, and a son, Darren. Wilbert and his wife Patti reside in Lake St. Louis, Mo.



JOHN RAMSDELL
Offensive Assistant
Fourth Season with Rams



Ramsdell has been an offensive assistant and coached tight ends and H backs in three seasons with the Rams. He joined

the organization in 1995 after coaching receivers from 1983-94 at the University of Oregon.

Ramsdell began his coaching career as receivers coach at San Francisco State in 1976. He served as recruiting coordinator, special teams assistant, and assistant secondary coach at Long Beach State in 1978 before moving to the University of Pacific (1979-82). During his four years at Pacific, Ramsdell worked with the secondary, kicking game, tight ends, and receivers.

Ramsdell is a native of Lancaster, Pa. (8/16/54), and lettered at running back at Manheim Township High. He continued his football career at Springfield College in Massachusetts, where he was a two-year letterman at running back. John and his wife, Brenda, have a son, Christopher, and a daughter, Amy. They live in Ellisville, Mo.



ED WHITE
Offensive Line
23rd NFL Season
First with Rams



White joined Dick Vermeil's staff in the off-season, entering the NFL for the third time. Ed, who works with Rams' offensive

line coach Jim Hanifan, first made his mark as one of the outstanding guards in NFL history.

White played 17 seasons with the Minnesota Vikings and San Diego Chargers. He was in 241 regular-season games, the 11th highest total in NFL history, and played in four Pro Bowls (1975, '76, '77 and '79). When White retired after the 1985 season he held the record for most games by an offensive lineman. White also participated in 24 playoff games, tied for the fourth highest total, and started his first game in the NFL and his final game.

White is a San Diego native who began his coaching career with the Chargers in 1986, working with offensive lineman for two years. He left coaching after the 1987 season but was an intern coach in the Rams' training camp in 1988. Ed returned to the Chargers in 1989, coaching tight ends for three seasons. He joined the San Diego State staff following the 1993 season.

White was an all-America defensive lineman at the University of California, where he lettered from 1966-68. He graduated in 1968 with a bachelor's degree in landscape architecture. White's high school alma

mater in Southern California, Indio High, named its football stadium after him.

White is no stranger to Hanifan, who was offensive line coach for the Chargers in 1979, when White earned

his fourth Pro Bowl invitation.

White and his wife, Joan, have two sons, Randy and Timmy, and a daughter, Amy, and live in Lake St. Louis, Mo.



FOOTBALL STAFF

LARRY CLERICO

Director of Video Operations
7th Season with Rams



Clerico is in his fourth year as director of video operations after serving as assistant video director from 1992-94. Larry

was film manager for the UCLA athletic department from 1984-90. Clerico was a member of the UCLA men's crew team and honored as most inspirational athlete in a vote of his teammates in 1986. Larry graduated in 1990 with a degree in Economics. The native of Bakersfield, Ca., is married (Jennifer) and resides in Chesterfield, Mo.

TODD HEWITT

Equipment Manager
21st Season with Rams



Todd began helping his father, retired Senior Equipment Manager Don Hewitt, in the Rams' equipment department at age

11 and became a fulltime employee in 1978. Todd graduated from the University of California at Riverside in 1978 with a degree in business administration and was a starting third baseman on the 1977 UC-Riverside baseball team that won the national collegiate Division II title. Born in Pasadena, Ca. (10/25/56), Todd is married to Kathy and resides in Ballwin, Mo., with sons Travis, Joshua, and Dalton, and daughter Megan.

PLAYER PERSONNEL



CHARLEY ARMEY

Vice President/Player Personnel
19th NFL Season
Second with Rams



Armey joined the Rams after the 1997 NFL draft and directs the Rams' pro and college personnel departments. Armey has

been a coach, scout, or administrator on the collegiate and professional levels since 1968.

Charley came to the Rams from the New England Patriots, for whom he was Assistant Director of Player Operations, negotiating with and signing drafted players and free agents, from 1991-95 and Director of College Scouting from 1996-97.

Armey was a scout for the Atlanta Falcons from 1988-90 and scouted for the Green Bay Packers from 1985-87. Charley served three teams in the USFL, as an assistant coach and director of Scouting and Personnel for the Denver Gold in 1982-83 and interim head coach of the Gold in 1983. Armey was director of player personnel and assistant general manager of the Memphis Showboats in 1984, and defensive coordinator of the Chicago Blitz in 1985.

Armey became a scout for the Buffalo Bills in 1978 after 10 years on the collegiate level. Armey scouted and signed several players who played on the Bills' Super Bowl teams of the late 'eighties and early

'nineties

Charley was linebackers coach at North Dakota State in 1968 and head coach and athletic director at Montana Tech from 1969-70. Armey was defensive coordinator at Montana from 1971-73. He was assistant head coach and served as offensive or defensive coordinator at Colorado State from 1973-77.

Armey, who holds bachelor's and master's degrees from North Dakota State, is a four-year Navy veteran. Charley and his wife, Audrey, have two daughters, Lisa and Kellie, and a grandson, Travis. They live in Lake St. Louis, Mo.

KEVIN WARREN

Vice President/Player Programs,
Football Legal Counsel
Second Season with Rams



Kevin Warren is in his second season with the Rams as Vice President.

Warren coordinates the Rams' NFL Player Programs, which assists players in their adjustment to careers as professional athletes. He also monitors any legal issues which arise in the area of Football Operations. Kevin is assisted in player programs by Phil Towle, a consultant with headquarters in Topeka, Ks.

Warren joined the Rams after spending four years with Kevin F. Warren and Associates, Inc., a firm

Kevin established in 1993 that specialized in sports and entertainment consulting. Warren represented numerous professional athletes, entertainers, and television broadcasters.

Warren also has been an adjunct professor of law at the University of Missouri-Kansas City School of Law, teaching a course in sports law. Warren serves as Of-Counsel with the Kansas City and St. Louis-based law firm of Armstrong, Teasdale, Schlafly & Davis.

A former basketball standout at Grand Canyon University in Phoenix, Warren set a school record for points in two seasons (1,085) while earning National Association of Intercollegiate Athletics academic and athletic All-America honors. After receiving his bachelor's degree in 1986, Warren earned his M.B.A. at Arizona State University in 1987 and his J.D. in 1990 from the University of Notre Dame School of Law.

A native of Tempe, Arizona (11/17/63), Warren and his wife, Greta, are the parents of a daughter, Peri.

JOHN BECKER
Director/College Scouting
19th NFL Season
Seventh with Rams



Becker coordinates the Rams' collegiate scouting department. John left the coaching ranks in 1992 to become Director of Player Personnel, working exclusive-

ly in the scouting of college players. He was offensive coordinator of the Seattle Seahawks from 1989-91 and had been a college or professional coach since 1970. As an undergraduate at California State University-Northridge, Becker began coaching at Crespi High in the Los Angeles suburb of Encino. He became head freshmen coach at UCLA in 1970. John was an assistant coach at New Mexico State in 1971 and at New Mexico in 1972-73. He was 17-10-1 as head coach at Los Angeles Valley College from 1974-76, then was offensive coordinator at Oregon for three years.

Becker entered the professional ranks and was with Philadelphia from 1980-83, was quarterbacks coach at Buffalo in 1984, coached the same position with Indianapolis in 1985-86, and was the Colts' offensive coordinator from 1987-88. Becker attended Notre Dame High in Sherman Oaks, Ca. John is married (Kathy) and has two daughters, Kristine and Karen, and a son, John.

JACK FAULKNER
Administrator of Pro Personnel
44th NFL Season
34th with Rams



Faulkner's responsibilities with the Rams are representative of six distinguished decades (1949-98) in football by one of the game's most astute minds. Faulkner came into the NFL in 1955 as secondary coach for the Rams after six

seasons at the University of Cincinnati. Since joining the Rams 43 years ago, Faulkner has coached or coordinated all areas of defense and was the offensive backfield coach of the 1979 Rams team that won the NFC championship and played the Pittsburgh Steelers in Super Bowl XIV. Faulkner has been head coach, general manager or assistant coach for the San Diego Chargers, Denver Broncos, New Orleans Saints, Minnesota Vikings, and Rams. He was director of player personnel for New Orleans and has been director of pro scouting and assistant general manager for the Rams.

A native of Youngstown, Ohio, Jack was American Football League Coach of the Year in 1962 with Denver and secondary coach of the Chargers in 1961 when that team set a standing professional record with 42 pass interceptions in 14 games.

Faulkner was inducted into the Youngstown Hall of Fame in 1991 and also is a member of the Curbstone Coaches' Hall of Fame in Youngstown.

Faulkner and his wife, Betty, have two children, Cathy and Jon.

BILLY CAMPFIELD

Scout

**9th NFL Season
Third with Rams**



Campfield brought an NFL background to the Rams when he joined the staff in July, 1996. He was an 11th-round draft choice

at running back out of the University

of Kansas by the Philadelphia Eagles in 1978 and played six seasons.

Campfield was with the Eagles from 1978-82 and the New York Giants in 1983. He played for the Arizona Outlaws of the U.S. Football League in 1985. Campfield was employed as a public relations executive for the City of San Antonio from 1986-88 and returned to football as tight ends/special teams coach at Sacramento State from 1989-90.

Billy was running backs coach and special teams coordinator at Northern Colorado from 1991-93 and coached running backs at the University of Nevada from 1994-95.

Campfield lettered four years at Kansas, was Second Team all-Big Eight in 1975, and a member of the Philadelphia Eagles' Super Bowl XV team in 1980. William Campfield III was born Aug. 20, 1956, in Las Vegas, Nevada. He graduated from Derby High in Wichita, Kans., has a degree in history from K.U., is married (Sharon), and has one son, B.J.

KEVIN MCCABE

Scout

Fifth Season with Rams



McCabe joined the Rams in 1995 as an area scout after working as a volunteer in 1994. McCabe's coaching career began as assistant football coach at John Muir High School (1985-86 and 1988-89) in Pasadena, Ca. He also was the school's head junior varsity baseball

coach (1987-88) while teaching world history. McCabe served as assistant football coach at Canyon High School (1989-91) in Canyon Country, Ca., while teaching honors history and English.

Kevin was strength and conditioning coordinator and assistant football coach at Pomona-Pitzer Colleges in Claremont, Ca. (1991-94). During that time McCabe also coached for the East City Giants in Helsinki, Finland (1993).

McCabe graduated in 1985 with a degree in politics from Princeton University, where he played three years of varsity football. He also was president of the National Football Foundation and Hall of Fame, Pasadena/San Gabriel Valley Chapter (1989-94).

McCabe (3/23/63) and his wife Anne have one son, Torin, and reside in Ballwin, Mo.

LAWRENCE MCCUTCHEON

Scout

**27th NFL Season
25th with Rams**



"Clutch" was just that as a running back for eight seasons (1972-79) with the Rams. McCutcheon is the Rams' second-ranked all-time rusher with 6,186 yards and first with 687 yards in the postseason. McCutcheon set Rams records in the 1975 NFC divisional playoffs when he carried the ball 37 times for 206 yards as the Rams beat the St. Louis Cardinals 35-23. This is

Clutch's 17th season as a scout for the organization, which he rejoined after finishing his playing career with Denver in 1980 and Buffalo in 1981. McCutcheon (6/2/50) was an all-sport star at Plainview High in his native Plainview, Texas, and a four-year letterman at Colorado State. Lawrence and his wife, Myna, have one son, Marcus, and live in Huntington Beach, Ca. McCutcheon also has a son, Daylon, who is a senior starting defensive back at the University of Southern California.

DAVID RAZZANO

Scout

**11th NFL Season
Seventh with Rams**



Razzano joined the Rams in 1992 after spending four seasons in the San Francisco 49ers' scouting department. Razzano worked in several personnel areas for the 49ers, including college scouting, pro personnel, and coordination of the draft. Son of longtime NFL scout Tony Razzano, Dave (7/11/59) was born in Sharon, Pa., and played running back at Sierra Community College in Rocklin, Ca. He graduated with a bachelor's degree from California State-Hayward. Razzano and his wife Thu live in Wildwood, Mo., with their son, Matthew.



PAUL (PETE) RUSSELL

Scout

Fifth Season with Rams



Russell became a college scout for the Rams in 1994 after serving as tight ends coach at James Madison University in Harrisonville, Va., in 1993. He was a graduate assistant coach, working with offensive linemen and tight ends from 1990-92 at the University of Arizona. After a standout career in football and baseball at Sacred Heart High in San Francisco, Russell signed a baseball contract with the St. Louis Cardinals and was a catcher in their farm system for four years. Released in 1986, Russell played football one season at City College of San Francisco and the 1987-88 seasons at Arizona, lining up at fullback, tight end, and nose guard, and earning the Wildcats' Bronko Nagurski (two-way player) award. Russell (10/12/64) has a degree in Sociology from Arizona and lives in Atlanta, Ga.

HARLEY SEWELL

Scout

**45th NFL Season
35th with Rams**



A first-round draft choice as an all-America defensive tackle out of the University of Texas in 1953, Sewell was a guard on the legendary Detroit Lions teams of the 1950s, earning four Pro Bowl berths

and championship rings in 1953 and '57. He finished his playing career with the Rams in 1963 and joined their scouting department the following year. Sewell was nominated to the College Football Hall of Fame this year. Harley and his wife Jean reside in Arlington, Tex.

HOWARD TIPPETT

Scout

**17th NFL Season
Fourth with Rams**



Tippett joined the Rams for a second time in 1997 after 15 years as an NFL coach. Howard was Rams special teams coach in 1992-93 and has an extensive background in college coaching.

Tippett, a 1959 graduate of East Tennessee State, coached four years on the high school level and entered the collegiate ranks in 1963 at Tulane University. He moved to West Virginia in 1966, was at Houston (1967-69) at West Virginia (1970-71), Wake Forest (1972) and at Mississippi State (1973).

Tippett joined the Jacksonville Express of the World Football League for the 1974-75 seasons, moved to Washington State in 1976 and was at Oregon, 1978-79, and at UCLA in 1980. He also coached at Illinois in 1987.

Howard entered the NFL in 1981 with Tampa Bay, coaching linebackers and special teams through 1986. He was special teams coach at Green Bay from 1988-91.

Born in Tallahassee, Alabama (9/23/38), Howard and his wife Julie have a daughter, Taylor. Howard also

has four other daughters, Paige, JoAnn, Terri, and Kimberly. The Tippetts reside in St. Louis.



MEDICAL STAFF

JIM ANDERSON

Head Trainer

15th Season with Rams



This is Anderson's 15th season with the Rams and 17th in professional football. Jim spent the 1983-84 seasons as head athletic trainer for the Oakland Invaders of the United States Football League before joining the Rams in 1984. After graduating from the University of Colorado (1979), where he was student athletic trainer for the football and baseball squads, Anderson was assistant athletic trainer at the University of Southern California from 1979-82. From Huntsville, Tex., Anderson (9/2/56) spent seven summer training camps as a student assistant for the Houston Oilers. In 1997 Jim was elected to the Professional Football Athletic Trainers' Society Executive Committee. As a member of PFATS, Anderson worked with trainers from professional baseball in a nationwide program that encouraged youngsters and teens to wear protective head gear while bicycling, rollerblading and skateboarding. Jim is a certified member of the National Athletic Trainers' Association, a member of the American College of Sports Medicine, and is on the advisory

board of the National Academy of Sports Vision. Jim and his wife, Gretchen, have two daughters and one son, twins Danielle and James, and Sydney Jeanne. They reside in Wildwood, Mo.

RONALD DUBUQUE

Assistant Trainer

4th Season with Rams



DuBuque joined the Rams as an assistant trainer in May, 1995, after serving as head trainer for the St. Louis Blues of the National Hockey League in the 1994-95 season. DuBuque was athletic trainer and travel coordinator for the University of Missouri men's basketball program from 1984-94. Ron has a master's degree in education from Missouri. He was an assistant trainer in St. Louis Football Cardinals' training camps in 1980-81, was an Athletic Trainer in the Montreal Expos' baseball organization in 1982, and a graduate assistant trainer at the University of Colorado in 1983. Ron (11/15/59) is married to Treasa and resides in Rock Hill, Mo.

DAKE WALDEN
Assistant Trainer
6th Season with Rams



Walden joined the Rams in 1993 after having served as assistant trainer at Stanford University from 1982. Walden earned a Master's degree in Education from Stanford

University and received a Bachelor's degree from the University of Colorado. In addition to his duties at Stanford, Walden assisted the Rams' staff at training camp from 1989-91. Walden is married (Cynthia) and resides in Chesterfield, Mo.

ADMINISTRATION/FINANCE



ADRIAN E. BARR
Vice President/Finance
8th NFL Season
Third Season with Rams



Adrian joined the Rams in 1996, bringing more than 13 years of accounting experience, including several years with

the Miami Dolphins and the Joe Robbie Stadium Corporation in Miami.

Barr, a Certified Public Accountant, was director of finance and administration for Joe Robbie Stadium from 1993-95. She was Comptroller for the Dolphins from 1991-93.

Barr was born in Miami and attended Miami Edison Senior High and graduated from Morgan State University in Baltimore with a degree in accounting. She received a master's degree in business administration from Nova Southeastern

University in Fort Lauderdale, Fla.

Adrian was a staff accountant for the Baltimore Sun newspapers from 1982-84, worked for an advertising agency in Baltimore from 1984-86, and was employed five years as assistant controller for Commodore Aviation in Miami, before joining the Dolphins in 1991. She resides in St. Louis.

JEFF BREWER
Treasurer
13th Season with Rams



Prior to joining the Rams in 1986, Brewer was a manager of the accounting firm of Ernst and Whinney in Newport Beach, California. Jeff played basketball at Cal State-Northridge and received a degree in accounting. Jeff and his wife Linda have a daughter, Jennifer.

JOHN OSWALD
Director of Operations
16th Season with Rams



John coordinates training camp, travel, and day-to-day operations of the Rams. Oswald grew up in Laguna Beach, Ca., not far from the Rams' headquarters when they were in Southern California. He

first served the organization as an intern during summer training camps. After graduating from Biscayne College (now St. Thomas University) in Miami in 1983, Oswald was assistant public relations director of the Rams from 1983-86 and director of public relations from 1987-91. He moved to his present position in 1992. Born in Villa Park, Ca., 7/14/58, John lives in Creve Coeur, Mo.



MARKETING/SALES

PHIL THOMAS
Vice President/Marketing
9th NFL Season
Third Season with Rams



Thomas joined the Rams in 1996 after a successful career on the Western edge of Missouri, most notably as an executive with the Kansas City Comets' indoor soccer team from 1980-88 and with the Kansas City Chiefs as Director of Promotions from 1989-95.

Phil is responsible for sale and management of all Rams corporate sponsorship inventory, including team promotions. Thomas also manages the Rams' game production, quality control of Rams logo and likenesses, and is club liaison to NFL Properties, Inc.

A native of Chillicothe, Missouri, Phil graduated with a degree in journalism with an emphasis on marketing and advertising in 1975 from the

University of Missouri. He was an account executive and Director of Print Sales with The Examiner, a newspaper in Independence, Missouri, from 1976-80.

Thomas became Director of Sales for the Comets in 1980 and Director of Marketing in 1983. He was named Vice President and General Manager in 1986. The Comets led the Major Indoor Soccer League with an average attendance of 13,000 fans a game during this period and set league records in almost every sales and marketing area.

Phil operated The Thomas Promotion Group in Kansas City from 1988 until his appointment with the Chiefs. Thomas was charged with overseeing the Chiefs' corporate sponsorships, local media promotions, corporate advertising, and the Chiefs' critically acclaimed gameday atmosphere coordination.

Phil serves on the Marketing and Communications Committee of the St. Louis United Way. He is married (Tracy) and resides in Wildwood, Mo.

BRIAN ULIONE
Vice President/Sales
3rd Season with Rams



Ulione came to the Rams in March, 1996, after serving as general manager of St. Louis' Union Station commercial real estate develop-

ment. Brian's responsibilities include overseeing and servicing season ticket sales of Personal Seat Licensees, Club seats, Luxury Suites, the rental of Party Rooms, as well as managing joint venture agreements with the Trans World Dome's concessionaire and catering services. Ulione also directs the Rams' NFL-licensed mail order merchandise sales.

A native of Paramus, New Jersey, Brian earned a bachelor's degree in Public Administration from Rutgers University in 1976, after which he was involved in the development and management of office buildings, theaters, hotels, and shopping centers as a vice president of the Rouse Company of Columbia, Maryland.

Brian serves on the Marketing Committee of the St. Louis Convention and Visitors Commission and the Missouri Athletic Club. Brian is a member of the St. Louis Sports Commission and the planning committee of Downtown St. Louis Partnership.

Ulione has a son, Michael, and resides in St. Louis, Mo.

MICHAEL T. NAUGHTON
Director of Ticket Operations
4th Season with Rams



Naughton joined the Rams in 1995 after serving as Director of Ticket Operations for the Kansas City Royals from 1993-1994.

Prior to joining the Royals, Naughton was athletic ticket manager at the University of Iowa from 1986-1992, athletic ticket manager and assistant business manager at Fresno State University from 1983-85, and assistant ticket manager and assistant business manager at DePaul University (1980-82). The native of Chicago is a 1979 graduate of DePaul with a degree in Accounting. Naughton is married (Michele) and resides in St. Louis.

TOM GUTHRIE
Director of Entertainment
14th Season with Rams



Guthrie joined the Rams in 1985 after being employed in a management supervising capacity of Neiman-Marcus Department Stores in California and Nevada. Guthrie uses his experience and expertise to enhance the Rams in the business community and is involved with promotions and administration of Rams Cheerleaders and other marketing projects. Guthrie earned a Bachelor of Fine Arts degree from Virginia Commonwealth University in Richmond, Va.



PUBLIC RELATIONS

RICK SMITH

Director of Public Relations
23rd NFL Season
Seventh with Rams



Smith joined the Rams in 1992. He was a sportswriter for the San Diego Tribune from 1960-72 and director of public relations for the Golden State Warriors of the National Basketball Association from 1972-74. Rick was an associate editor and staff writer for NFL Properties Creative Services in Los Angeles from 1974-77 and director of public

relations for the San Diego Chargers from 1977-90.

He operated Rick Smith & Associates, a PR and marketing company in San Diego, in 1990-91. In 1997 the Rams' public relations department won Pete Rozelle Award, named after the late NFL commissioner. The annual award, sponsored by the Pro Football Writers of America, designates the outstanding NFL PR department. Eric Anthony Smith was born in Los Angeles April 18, 1939, and educated in San Diego. Rick is married (Susan) with two daughters, Allison and Courtney, and resides in Chesterfield, Mo.



ST. LOUIS RAMS FOUNDATION

ALLISON COLLINGER

Executive Director
Second Season with Rams



Collinger joined the Rams in 1997, when the organization formed the St. Louis Rams Foundation. She had been affiliated with the Rams since 1995 as an executive with Fleishman-Hillard public relations.

As an employee of Fleishman-Hillard, Collinger had been involved since 1989 with St. Louis's efforts to attract an NFL franchise. Upon arrival of the Rams, Collinger played a major role in helping the organization develop a community relations

program and transitional programs for marketing and corporate media relations.

In administering the Foundation, Collinger coordinates the mission, guidelines, and objectives of the charitable entity, oversees special events, and helps coordinate various ownership projects. In 1997, the Rams' fashion show, featuring players and wives, helped raised more than \$250,000 to support local youth causes. Allison serves on numerous charitable boards and was a former Coro Fellow in Public Affairs.

Allison is a graduate of Trinity University in San Antonio, Tex., is married (Doug), has one son, (Benjamin), and resides in St. Louis.

STAFF



Pam Benoist
Executive Suites
Coordinator



Cheryl Bini
St. Louis Rams Foundation



Matt Cady
Assistant Director of Ticket
Operations



Sam Clark
Coaching



Bill Consoli
Computer Systems
Manager



Suzette Cox
Coaching



Anna Davis
Administration



Todd Davis
Associate Counsel



Lory Fabian
Football Operations



Terri Fenwick
Marketing



Keely Fimbres
Entertainment &
Production Manager



Kimberly Frost
Sales Executive



Dr. Bernard T. Garfinkel, M.D.
Team Physician



Elaine Hanson
Administration



Cindy Jordan
Publications & Promotions
Manager



Ida Kaul
Administration



John Knetzer
Facility Manager



Jim Lake
Assistant Equipment
Manager



Duane Lewis
Assistant Director of
Public Relations



Matthew Littlefield
Football Operations



Dr. James F. Loomis, M.D.
Team Physician



Lorie Maginn
Accounting



John Mancini
Scouting



Ken Mayweather
Facilities



STAFF



Barbara Miller
Executive Assistant



Marci Moran
Community Relations
Manager



Anne Morgan
Administration



Michael Moyneur
Executive Services
Manager



Scott Musburger
Scouting



Scott Nyberg
Assistant Video Director



Scott Parker
Field Superintendent



Barbara Perry
Accounting



Janice Pipp
Payroll Manager



Debbie Pollom
Player Personnel



Eliana Reece
Entertainment



Christine Rivituso
Entertainment



Avis Roper
Public Relations



Rob Ross
Tickets



Dr. Robert Shively, M.D.
Team Physician



Stephanie Snow
Executive Assistant



Karibeth Tamme
Administration



Mike Vanderploeg
Equipment



Cari Varble
Tickets



Miranda Walker
Public/Community
Relations



Mario Wayne
Community Relations



Roger Weismiller
Sales Executive



Michelle Williamson
Marketing Manager



Dr. Rick W. Wright, M.D.
Team Physician

WHAT TO LOOK FOR IN 1998

The **Rams** celebrating their 62nd season of professional football.

The **Rams** extending their club record streak of 24 consecutive home sellouts.

The **Rams** producing an All-Rookie Team performer for the seventh consecutive season. Sean Gilbert (1992), Jerome Bettis (1993), Wayne Gandy and Keith Lyle (1994), Kevin Carter (1995) and Tony Banks and Eddie Kennison (1996) and Orlando Pace (1997) have been honored for the last six years.

Dick Vermeil is returning to Philadelphia to face the Eagles. Vermeil coached the Eagles from 1976-82 and led them to their only Super Bowl appearance.

Tony Banks moving into the top five in career passing yards. He entered the season ranked eighth with 5,798. Within reach are Bill Wade (8,572), Pat Haden (9,296), and Vince Ferragamo (9,376).

Tony Banks becoming the first Rams quarterback to register back-to-back 3,000-yard passing seasons since Jim Everett accomplished the feat five consecutive seasons from 1988-92.

Isaac Bruce is moving up the Rams' list of career receptions. He entered the season with 280. Within reach are Jim Phillips (316), Jack Snow (340), Elroy Hirsch (343), Tom Fears (400).

Isaac Bruce moving up the Rams' list of career receiving yards. He entered 1997 and 1998 with 4,206. Within reach are Jim Benton (4,566), Jim Phillips (4,708), Willie Anderson (5,246), and Tom Fears (5,397).

Isaac Bruce moving up the Rams' list of career 100-yard receiving games. He enters 1998 with 16. Within reach are Elroy Hirsch (21) and Henry Ellard (26).

Kevin Carter, Wayne Gandy, D'Marco Farr, and Keith Lyle extending their streaks of 48 consecutive starts.

Todd Lyght posting his third consecutive 100-tackle season.

Todd Lyght extending his streak of 64 consecutive starts. He is the only Rams' defensive player to start every game the last four years.

Keith Lyle posting his fourth consecutive 100-tackle season.

Jeff Robinson extending his streak of 80 consecutive games played.


David Thompson setting the Rams record for kickoff return yards in a season.

RAMS WON-LOST RECORD

(Regular Season)

- vs. NFC Teams — 340-315-14
 - home 184-136-9, road 156-179-5
- vs. NFC West Teams — 122-95-2
 - home 63-43-3, road 59-52
- vs. NFC Central Teams — 134-147-8
 - home 79-59-4, road 55-88-4
- vs. NFC East Teams — 84-72-4
 - home 42-33-2, road 42-39-2
- vs. AFC Teams — 92-83-6
 - home 46-33, road 46-50-2
- vs. AFC West Teams — 17-18
 - home 8-10, road 9-8
- vs. AFC Central Teams — 31-24-2
 - home 20-7-1, road 11-18-1, neutral 0-1
- vs. AFC East Teams — 30-36-2
 - home 18-16, road 12-20-2
- On Monday Night Football — 17-20
 - home 6-11, road 11-9
- Week After Monday Night Football — 21-13
 - home 17-7, road 4-6
- On Sunday Night Football — 3-10 (ESPN 3-6, TNT 0-2, ABC 0-2)
 - home 0-2, road 3-8
- In Overtime — 6-7-1
 - home 3-2, road 3-5-1
- In Season Openers — 33-27
 - home 14-13, road 19-14
- On Tuesdays — 1-0
- On Wednesdays — 1-1
- On Thursdays — 6-4
- On Fridays — 9-7
- On Saturdays — 12-14-1
- In Domes — 29-35
 - Trans World Dome: 7-13
 - Atlanta's Georgia Dome: 1-5
 - Detroit Silverdome: 3-1
 - Houston's Astrodome: 3-1
 - Indianapolis' RCA Dome: 1-1
 - Minnesota's Metrodome: 0-3
 - New Orleans Superdome: 12-10
 - Seattle's Kingdome: 2-1

VETERANS



VETERANS' BIOGRAPHIES



99 RAY AGNEW

DT

RAM FACTS

6-3	285
12/9/67	9th Year(1st w/Rams)
North Carolina State	UFA(N.Y.G.)--1998
Carver H.S.	Winston Salem, N.C.

Games, Starts: 1997- 15,0

Career: 110, 54; Consecutive: 3,0

Signed through 2001

Age On Opening Day: 30

Ray has established the Ray Agnew Scholarship Fund in Winston-Salem, N.C. to benefit underprivileged children in his hometown.

Pro: Versatile defensive lineman...can play any position on line...smart, instinctive player...adds experience to young defensive line...signed by Rams 2/26/98 as unrestricted free agent...played three seasons with New York Giants (1995-97) and five seasons with New England Patriots (1990-94)...re-signed with New York Giants 8/21/97 after being waived by Carolina 8/19/97...signed by Panthers 6/13/97...signed by Giants 3/10/95 as unrestricted free agent...first round pick (10th overall) by New England in 1990 NFL Draft. **1997:** Saw action in 15 games in reserve role at both left and right defensive tackle...recorded 15 tackles, two sacks and one fumble recovery... two tackles, one sack, and one fumble recovery at Dallas 12/21. **1996:** Played in 13 games with two starts at right defensive tackle in place of injured Keith Hamilton...recorded 24 tackles, 0.5 sacks, and first career interception, which was returned 34 yards for a touchdown. **1995:** Played in 16 games with career-high 15 starts at right defensive tackle...registered career highs in tackles (65) and forced fumbles

(2). **1994:** Played in 11 games, starting the last three in place of injured Tim Goad...posted 22 tackles...six tackles in playoff game vs. Cleveland 1/1/95. **1993:** Played in 16 games with one start...made 45 tackles. **1992:** Started and played in 14 games at left defensive end...recorded then-career high 61 tackles. **1991:** Played in 13 games with 10 starts at left defensive end...recorded 36 tackles and two sacks. **1990:** Started nine of 12 games at right defensive end...named to the All Rookie teams of *Pro Football Weekly*, *Football News*, *Football Digest* and *College and Pro Football Weekly*...recorded 52 tackles, career-high 3.5 sacks, one forced fumble, one fumble recovery, and career-high three passes defended...made six tackles in first career start vs. Miami 9/9...recorded first NFL sack against Cincinnati's Boomer Esiason 9/23...recorded single-game career high eight tackles vs. N.Y. Jets 9/30.

College: Four-year starter for N.C. State Wolfpack...Atlantic Coast Conference Player of the Year as senior...had 87 tackles and six

sacks...earned *Associated Press* honorable mention All-America honors and first-team ACC honors as junior, recording 72 tackles and five sacks... ACC Rookie of Year in 1986 after making 48 tackles and two sacks as freshman...history major.

in Winston-Salem, N.C....voted defensive most valuable player as senior for Carver High Yellow Jackets in Winston-Salem after recording 70 tackles and 10 sacks in seven games... member of National Honor Society...married (Katherine) with two sons, Ray III and Malcolm...resides in Wildwood, Mo.

Personal: Born Ray Mitchell Agnew Jr.

AGNEW'S NFL STATISTICS

Tackles

Year	Team	G-S	Solo	Asst	Total	Sacks	Yds.	Int.	Yds.	PD	FF	FR
1990	New England	12-9	38	14	52	3.5	15.0	0	0	3	1	1
1991	New England	13-10	22	14	36	2.0	25.0	0	0	0	1	0
1992	New England	14-14	44	17	61	1.0	4.0	0	0	1	0	1
1993	New England	16-1	29	16	45	1.5	11.5	0	0	2	0	0
1994	New England	11-3	14	8	22	0.5	1.5	0	0	1	0	0
1995	NY Giants	16-15	47	18	65	1.0	9.0	0	0	2	2	1
1996	NY Giants	13-2	18	6	24	0.5	5.0	1	34t	1	0	0
1997	NY Giants	15-0	10	5	15	2.0	18.0	0	0	0	0	1
Totals		110-54	222	98	320	12.0	89.0	1	34t	10	4	4

POSTSEASON

Tackles

Year	Team	G-S	Solo	Asst	Total	Sacks	Yds.	Int.	Yds.	PD	FF	FR
1994	New England	1-1	5	1	6	0.0	0	0	0	0	0	0
1997	NY Giants	1-0	0	0	0	0.0	0	0	0	0	0	0
Totals		2-1	5	1	6	0.0	0	0	0	0	0	0

Single Game Highs

Total Tackles - 8 vs. N.Y. Jets (9/30/90)

Solo - 6 vs. Washington (12/15/90)

UNIFORM ADJUSTMENT

In 1958, Rams owner Dan Reeves switched the team's uniforms from blue and gold to blue and white, because the color gold did not translate well on television, predominantly black and white at the time. Reeves explored using different shades of gold that would look good on television. "Buttercup yellow" was the only shade that would work, but Reeves would not allow his team to wear "buttercup yellow." The Rams played in blue and white until owner Carroll Rosenbloom switched the uniforms back to the original blue and gold in 1973.



20 TAJE ALLEN

CB

RAM FACTS

5-10 185
 11/6/73 2nd Year
 Texas D5--1997
 Estacado H.S. Lubbock, Tex.

Games, Starts: 1997- 14, 1
 Career- 14,1; Consecutive- 11,0
 Signed through 1999 Age On Opening Day: 24

While at the University of Texas, Taje served as a tutor at both the Alternative Learning Center and Campbell Elementary School in Austin. Allen also volunteered at the Texas School for the Blind and at Travis County Youth Center.

Pro: Natural cover corner...quick with good man-to-man skills...improving player, expected to be contributor...fifth round selection (158th overall) in 1997 NFL Draft. **1997:** Played in 14 games with one start...20 tackles and four passes defended...made two special teams tackles...emerged as primary nickel back late in the season...played in 119 of his 205 plays during last four games...made first NFL start vs. Seattle 10/19 when Seahawks opened game in four wide receiver formation...made season-high four tackles in season finale at Carolina 12/20.

College: Started every game junior and senior seasons...played opposite CB Bryant Westbrook, the fourth overall pick by Detroit in 1997 NFL

Draft...earned All-Big 12 honorable mention as senior and was recipient of Coaches' Award, given to the team's most underrated player...recorded 52 tackles, one interception and two pass deflections...registered 165 career tackles...graduated with degree in sports management.

Personal: Born Taje (pronounced TAH-jee) LaQayne (La-KWANE) Allen in Lubbock, Tex...first-team all-state and a Top 100 selection by *Houston Chronicle* as a senior at Estacado High School...excelled in track, finishing second in the 330 meter intermediate hurdles and fourth in the 110-meter hurdles in state finals...single...resides in St. Louis.

ALLEN'S NFL STATISTICS

Tackles

Year	Team	G-S	Solo	Asst	Total	Sacks	Yds.	Int.	Yds.	PD	FF	FR
1997	RAMS14-1	17	3	20	0.0	0	0	0	0	0	0

Single Game Highs

Total Tackles - 4 at Carolina (12/20/97)
 Solo - 4 at Carolina (12/20/97)

Additional career statistics: Special teams tackles: 1997 (2)



12 TONY BANKS

QB

RAM FACTS

6-4	215
4/5/73	3rd Year
Michigan State	D2A--1996
Hoover H.S.	San Diego, Ca.

Games, Starts: 1997- 16, 16

Career- 30,29; Consecutive- 30,29

Signed through 1998

Age On Opening Day: 25

Last season, Tony established a performance donation to benefit Lift for Life Gym, a St. Louis city organization providing positive alternatives for at-risk children. He donates \$200 for every touchdown pass and \$500 for each sackless game.

Pro: Unlimited upside potential to be one of the best in the NFL...rare arm strength and foot speed for the position...owns overall 10-19 mark as a starter, including a 5-2 mark during month of December...has two 300-yard passing games and one 400-yard performance...ranks eighth on Rams' all-time list with 5,798 career yards...only three signal callers in NFL history (Rick Mirer, Kerry Collins, Jim Zorn) have thrown for more yards than Banks in first NFL season...first of two Rams' second-round selections and first quarterback selected in 1996 NFL Draft (42nd overall). **1997:** Started 16 games and ended season by recording career highs in pass attempts (487), completions (252) and passing yards (3,254) with 14 touchdowns and 13 interceptions...earned most improved player award on offense from coaches...ended season with passer rating of 71.5...ranked third on the club in rushing yards with 186...3,254 total passing yards ranked fourth in NFC behind Dallas' Troy Aikman (3,283), Detroit's Scott Mitchell (3,484) and Green Bay's Brett Favre

(3,867)...became first Rams' signal caller since Jim Everett in 1992 (3,323) to throw for more 3,000 yards...first 400-yard passing game of his career, completing 23 of 34 passes for 401 yards and two touchdowns at Atlanta (11/2)...also scored first NFL rushing touchdown on a one-yard run, tying game late in fourth quarter...401-yard passing performance was highest by NFC quarterback in 1997... also was sixth best in club history and most by Ram since Jim Everett had 454 against New Orleans in 1989. **1996:** Named to *College* and *Pro Football Newsweekly*, *Football News* and *Pro Football Weekly* All-Rookie teams...threw for more than 2,500 yards by completing 192 of 368 passes (52.2%) with 15 touchdowns in 14 games...first Rams rookie to throw three touchdown passes in one game since Jim Everett against New England in 1986.

College: Left Michigan State ranked third with 60.7 pass completion percentage, fourth on Spartans' all-time charts with 4,129 yards passing and fifth with 301 completions...threw for

more than 200 yards 11 times during college career and completed at least 60% of his passes in 13 of 19 games...transferred to Michigan State after standout career at Mesa Community College (1992-93) in San Diego...telecommunications major.

Personal: Born Anthony Lamar Banks in San Diego, Ca...lettered in football, basketball, and baseball for

the Cardinals of Hoover High in San Diego....signed letter of intent to play at Utah State but elected to play baseball in the Minnesota Twins organization after high school...played right-field for the Twins' Class A Fort Myers, Fl. team...cousin of former NFL All-Pro linebacker Chip Banks...single...resides in Bridgeton, Mo.

BANKS' RAMS STATISTICS

Passing

Year	Team	G-S	Att.	Comp.	Yards	Pct.	TD	Int.	LG	Sacks-Yds	Rating
1996	RAMS14-13	368	192	2,544	52.2	15	15	77t	48-306	71.0
1997	RAMS16-16	487	252	3,254	51.7	14	13	76	43-317	71.5
Totals	30-29	855	444	5,798	51.9	29	28	77t	91-623	71.3

Rushing

Year	Team	No.	Yards	Avg.	LG	TD
1996	RAMS	61	212	3.5	22	0
1997	RAMS	47	186	4.0	23	1
Total		108	398	3.7	23	1

Single Game Highs

Att. - 49 @ Oakland (9/28/97)
 Comp. - 26 @ Baltimore (10/27/96)
 Yards - 401 @ Atlanta (11/2/97)
 Pct. - 68.8 @ Atlanta (12/15/96) (11-16)
 LG - 77t @ Atlanta (12/15/96)
 Int. - 3 (twice), last vs. Chicago (12/14/97)
 Consecutive Att. w/o int. - 88, last 24 @ Atlanta 11/2/97;
 all 23 @ Green Bay 11/9/97; all 38 vs. Atlanta 11/16/97;
 first three vs. Carolina 11/23/97
 Sacked - 6 (twice), last vs. Carolina (11/17/96)
 300-yd. passing games - 2, (304) last @ Atlanta (12/15/96)
 400-yd. passing games - 1, (401) @ Atlanta 11/2/97

Rushes - 10 @ Atlanta (12/15/96)
 Yards - 46 vs. Jacksonville (10/20/96)
 LG - 23 @ Washington (11/30/97)
 TD - 1 @ Atlanta (11/2/97)

Banks' Top Games

Passing Yards	Completion Percentage (Min. 20 Atts.)
401 - @ Atlanta (11/2/97) (23-34)	67.6 - @ Atlanta (11/2/97) (23-34)
353 - @ Baltimore (10/27/96) (26-40)	65.0 - @ Baltimore (10/27/96) (26-40)
304 - @ Atlanta (12/15/96) (11-16)	64.0 - @ Carolina (12/20/97) (16-25)
298 - @ Washington (11/30/97) (19-38)	62.5 - vs. Atlanta (11/10/96) (15-24)
268 - vs. Kansas City (10/26/97) (18-30)	61.9 - vs. New Orleans (8/31/97) (13-21)
267 - @ New Orleans (12/7/97) (22-41)	60.0 - vs. Kansas City (10/26/97) (18-30)
266 - vs. Atlanta (11/16/97) (21-38)	55.3 - vs. Atlanta (11/16/97) (21-38)
255 - @ Oakland (9/28/97) (24-49)	54.8 - vs. Seattle (10/19/97) (17-31)
231 - @ New Orleans (12/1/96) (11-23)	54.5 - vs. San Francisco (10/6/96) (18-33)
226 - vs. New Orleans (8/31/97) (13-21)	54.5 - vs. @ Denver (9/14/97) (18-33)

BANKS' GAME-BY-GAME PASSING STATISTICS

1996									
Date/Opponent	Att.	Comp.	Yards	Pct.	TD	Int.	LG	Sacks-Yds	Rating
W- 9/1 Cincinnati		DNP							
L-9/8 @ San Francisco	17	6	69	35.3	0	0	22	4-19	48.4
L-9/22 Washington		DNP							
L-9/29 @ Arizona	17	10	186	58.8	3	1	49t	2-24	111.5
L-10/6 San Francisco	33	18	174	54.5	1	2	25	5-37	54.5
L-10/13 @ Carolina	29	15	163	51.7	1	1	28	4-40	65.8
W-10/20 Jacksonville	17	9	129	52.9	1	1	42	2-8	72.9
L-10/27 @ Baltimore	40	26	353	65.0	1	2	55	5-29	80.6
L-11/3 @ Pittsburgh	35	16	184	45.7	0	2	30	6-47	38.3
W-11/10 Atlanta	24	15	188	62.5	2	0	23	1-3	114.5
L-11/17 Carolina	33	14	160	42.4	1	1	37	6-39	55.1
L-11/24 Green Bay	37	17	170	45.9	1	1	22	3-5	57.2
W-12/1 @ New Orleans	23	11	231	47.8	1	1	70	1-11	80.2
L-12/8 @ Chicago	38	20	194	52.6	0	1	36	2-12	37.6
W-12/15 @ Atlanta	16	11	304	68.8	3	1	77t	2-13	124.9
*W-12/21 New Orleans	9	4	39	44.4	0	1	15	4-19	17.6
Total	368	192	2,544	52.2	15	15	77t	48-306	71.0

1997									
Date/Opponent	Att.	Comp.	Yards	Pct.	TD	Int.	LG	Sacks-Yds	Rating
W-8/31 New Orleans	21	13	226	61.9	2	1	46t	2-12	110.4
L-9/7 San Francisco	25	9	123	36.0	0	0	46	3-19	54.7
L-9/14 @ Denver	33	18	217	54.5	0	0	29	5-33	49.9
W-9/21 N.Y. Giants	35	15	176	42.8	0	0	31	5-43	58.7
L-9/28 @ Oakland	49	24	255	48.9	2	3	35	0-0	52.7
L-10/12 @ San Francisco	23	9	119	39.1	0	0	69	4-36	56.3
L-10/19 Seattle	31	17	164	54.8	0	1	32	2-9	56.4
L-10/26 Kansas City	30	18	268	60.0	1	0	51	1-7	100.4
L-11/2 @ Atlanta	34	23	401	66.7	2	1	59	1-2	114.9
*L-11/9 @ Green Bay	23	9	103	39.1	0	0	18	3-23	53.4
L-11/16 Atlanta	38	21	266	55.2	2	0	76	3-24	94.8
*L-11/23 Carolina	13	6	61	46.2	0	1	17	2-12	28.0
W-11/30 @ Washington	38	19	298	50.0	1	0	45	1-14	85.2
W-12/7 @ New Orleans	41	22	267	53.6	3	1	38	5-38	88.2
L-12/14 Chicago	28	13	147	46.4	0	3	25	5-31	23.1
W-12/20 @ Carolina	25	16	163	64.0	1	0	26	1-14	95.9
Total	487	252	3,254	51.7	14	13	76	43-317	71.5

*Left game due to injury - did not finish

CAPE FEARS

Tom Fears is the only player in NFL history to lead the league in receptions in the first three years of his career. Fears led the league with 51 receptions as a rookie in 1948, 77 catches in 1949 and a career-high 84 receptions in 1950. Fears is also tied with Jerry Rice for an NFL playoff record with three consecutive 100-yard receiving games during the postseason.



13 STEVE BONO

QB

RAM FACTS

6-4	212
5/11/62	14th Year (1st w/Rams)
UCLA	T(G.B.) -- 1998
Norristown H.S.	Norristown, Pa.

Games, Starts: 1997- 2,0

Career- 80,40; Consecutive- 0,0

Signed through 1998

Age On Opening Day: 36

Among Steve's numerous charitable endeavors, he has hosted an annual golf tournament for four years in the San Francisco Bay Area to benefiting the National Kidney Foundation.

Pro: Crafty veteran...sound in fundamentals in the West Coast offense...proven backup as well as starter when given opportunity...acquired by Rams in trade 4/6/98 for future considerations...has played for the Vikings (1985-86), Steelers (1987-88), 49ers (1989-93), Chiefs (1994-96), and Packers (1997)...entered NFL as first of two sixth-round picks (142nd overall) by Minnesota in 1985 NFL Draft...also was chosen by Memphis Showboats in the 1985 USFL territorial draft. **1997:** Active for 16 games, seeing action in the last two contests...did not play in three post-season games...completed five of 10 passes for 29 yards in most extensive action of the year in regular-season finale vs. Buffalo 12/20. **1996:** Started Kansas City's first 12 games at quarterback, playing 47 of a possible 48 quarters...completed 235 of 438 passes for 2,572 yards and 12 touchdowns with 13 interceptions...threw seven touchdown passes while being intercepted just once in Chiefs' first four games as Kansas City started 4-0. **1995:** Started 16 games for first time in career...enjoyed hallmark season in his first year as Kansas City's starter...directed Chiefs to NFL-best

13-3 regular season mark and AFC West crown...played in Pro Bowl as first alternate after Miami's Dan Marino was forced to withdraw because of knee soreness...set career highs in pass attempts (520), completions (293), passing yards (3,121), and touchdowns (21)...set Chiefs' quarterback record with five rushing touchdowns, including longest scoring run by QB in NFL history, a 76-yard bootleg at Arizona 10/1. **1994:** Traded to Kansas City May 3 by San Francisco in exchange for 1995 fourth round draft choice...played in seven games with two starts...completed 66 of 117 passes for 796 yards and four touchdowns. **1993:** Played in eight games as backup...totaled 416 yards on 39-of-61 passing. **1992:** Played 16 games plus both playoff contests, primarily as holder on field goals and PAT's...completed 36 of 56 passes for 463 yards with two touchdowns and two interceptions. **1991:** NFL's fourth-highest rated passer (88.5) with 141 completions in 237 attempts for 1,617 yards and 11 touchdowns and four interceptions. **1990:** Inactive for 10 regular season games plus both playoff contests...dressed for club's other six games but did not play. **1989:** Joined San Francisco as

free agent June 13...lone playing time of season came when starter Steve Young injured his right knee in second quarter at the N.Y. Jets 10/29...came in to hit on his first four passing attempts, including a 45-yard touchdown to Jerry Rice, before Young replaced him later in the quarter...inactive throughout the playoffs as the 49ers captured Super Bowl XXIV with win over Denver. **1988:** Played in two games...completed 10 of 35 passes for 110 yards and one touchdown with two interceptions. **1987:** Signed as a free agent by Pittsburgh April 3...started all three replacement contests as Pittsburgh went 2-1, completing 34 of 74 passes for 438 yards and five touchdowns with two interceptions...was inactive for nine of the final 10 games. **1986:** Active seven games...played against Tampa Bay 11/30...released by Vikings Dec. 9. **1985:** Played in first NFL game 12/1 at Philadelphia.

College: Four-year letterman at UCLA...finished career with 177 completions in 315 attempts (56.2%) for 2,165 yards and 12 touchdowns with 11 interceptions...threw for 1,576 yards and nine touchdowns on

136-of-245 passing as a starter in 1984 despite missing three games with broken ankle...led Bruins to a 9-3 record...threw for 399 yards vs. Brigham Young in first college start, but suffered a separated shoulder the following week against Stanford which sidelined him for the balance of junior year...also played baseball for Bruins, earning one letter as the team's catcher...graduated with degree in sociology.

Personal: Born Steven Christopher Bono in Norristown, Pa...prep All-America in football and baseball at Norristown High...earned three letters each in football, basketball, and baseball...raised roughly \$90,000 along with his wife, Tina, in 1995 for the National Kidney Foundation through a fashion show featuring Chiefs players and wives...also been involved with similar events while with Pittsburgh and San Francisco...hobbies include collecting antique watches, traveling, shopping, skiing, and playing golf...took part in 1993 AT&T Pebble Beach National Pro-Am golf tournament... Steve and Tina have one son, Christoph, and one daughter, Sophia...resides in Palo Alto, Calif.

BONO'S NFL STATISTICS

Year	Team	G-S	Att.	Comp.	Passing			TD	Int.	LG	Sacks-Yds	Rating
					Yards	Pct.	Pct.					
1985	Minnesota1-0	10	1	5	10.0	0	0	5	2-13	39.6	
1986	Minnesota1-0	1	1	3	100.0	0	0	3	0-0	79.2	
1987	Pittsburgh3-3	74	34	438	45.9	5	2	57	6-30	76.3	
1988	Pittsburgh2-0	35	10	110	28.6	1	2	15	1-8	25.9	
1989	San Francisco	..1-0	5	4	62	80.0	1	0	45t	0-0	157.9	
1990	San Francisco	..0-0	0	0	0	0.0	0	0	0	0-0	0.0	
1991	San Francisco	..9-6	237	141	1,617	59.5	11	4	78	11-91	88.5	
1992	San Francisco	16-0	56	36	463	64.3	2	2	36	2-14	87.1	
1993	San Francisco	..8-0	61	39	416	63.9	0	1	33	4-18	76.9	
1994	Kansas City7-2	117	66	796	56.4	4	4	62t	0-0	74.6	
1995	Kansas City	..16-16	520	293	3,121	56.3	21	10	60t	21-158	79.5	
1996	Kansas City	..14-13	438	235	2,572	53.7	12	13	69	22-161	68.0	
1997	Green Bay2-0	10	5	29	59.1	0	0	14	1-15	56.3	
Totals		80-40	1,564	865	9,632	55.3	57	38	78	70-508	75.9



80 ISAAC BRUCE

WR

RAM FACTS

6-0	188
11/10/72	5th Year
Memphis State	D2A -- 1994
Dillard H.S.	Fort Lauderdale, Fl.
Games, Starts: 1997- 12, 12	
Career- 56,44; Consecutive- 11, 11	
Signed through 2000	Age On Opening Day: 25

For the second straight year, Isaac will provide Rams tickets to St. Louis children. He also will partner with companies to provide t-shirts, lunch and transportation for these pre-selected groups.

Pro: Perennial Pro Bowl talent...outstanding route running separates him from the pack...smooth fluid runner before and after the catch...one of premier wide receivers in NFL...offensive team captain...produced NFC's top single-game receiving performance in past two seasons...no player in league history caught more passes in first three NFL seasons (224), surpassing Andre Rison (215, 1989-91), Sterling Sharpe (212, 1988-90) and former Ram Tom Fears (212, 1948-50)...received overdue recognition with first Pro Bowl invitation in 1996, becoming first Rams' receiver since Henry Ellard in 1989 and first Ram since Jerome Bettis in 1994...1995 and 1996 recipient of Daniel F. Reeves Memorial Award, given to club's MVP...joined DE Jack Youngblood (1975-76) and Eric Dickerson (1983-84) as only players in club history to be honored with the award in back-to-back seasons...ranks sixth on Rams in all-time receptions (280), eighth in career receiving yards (4,206) and tied with Fears for third in career 100-yard receiving games (16)...only Jerry Rice (3,575) and John Jefferson (3,431) recorded more yards in their first three seasons...holds four Rams' single-season

records, including most receiving yards (1,781), most receptions (119), most consecutive 100-yard receiving games (6) and most 100-yard games (9), set in 1995...first NFL reception was 34-yard touchdown...since then reached endzone 27 times for 28 career touchdown receptions, tying Bob Boyd for seventh on club's all-time list...1994 recipient of Carroll Rosenbloom Award, given to team rookie of the year...voted Rams rookie of the year by Orange County Sports Association and Southern California Sports Broadcasters Association...first of three second round draft selections by Rams in 1994 NFL Draft (33rd overall). **1997:** Ended season ranked second on club in receptions with 56 and receiving yards with 815...led squad in touchdown receptions with five despite missing almost all of first five games due to a hamstring injury...recorded two 100-yard receiving games and led club in receptions and yardage six times...ranked third on club in scoring with 30 points...appeared in first game of season at Denver 9/14...snapped streak of 43 consecutive games with at least one reception after leaving game in first quarter without catching a pass because of

hamstring injury...returned to starting lineup three weeks later at San Francisco 10/12...registered best receiving performance by any NFL receiver, exploding for career-high 233 yards on 10 receptions and two touchdowns at Atlanta 11/2...233 yards was fourth highest ever by Ram...only player in Rams' history and seventh NFL receiver to record three games with at least 200 yards...grabbed nine passes for 144 yards and two touchdowns (tied career high), including game-winner on five-yard reception from Tony Banks at New Orleans 12/7. **1996:** Led team with 84 receptions and NFL with 1,338 yards...became first Rams receiver since Henry Ellard in 1990 and 1991 to post back-to-back 1,000-yard receiving seasons...first Ram to lead league in receiving yards since Ellard in 1988...joined Tom Fears (1949-50) and Ellard (1989-91) as only receivers in Rams' 61-year history to post consecutive 1,000-yard receiving seasons...averaged 15.9 yards a catch with seven touchdowns and recorded five 100-yard receiving games...hauled in season highs in receptions twice with 11 on 9/22 vs. Washington and 10/27 at Baltimore with a then-career-high 229 yards...capped season with seven receptions for 104 yards in Pro Bowl. **1995:**In first year as starter, enjoyed best ever season by a Rams' receiver and second greatest receiving season in NFL history with 1,781 yards on 119 catches...trailed only San Francisco's Jerry Rice (1,848) after breaking former Houston Oiler Charley Hennigan's 34-year-old record of 1,746 set in 1961... 119 catches rank fifth on the NFL's all-time single season reception list...shattered four Rams' records...tied for second (Harold Jackson,1973) for most touchdown receptions by a Ram in

one season (13) and for second (Willie Anderson, 1989) for most receptions in one game (15)...first player in NFL's 76-year history to record three consecutive games with at least 170 receiving yards (181,191,173)...ended season as Rams' leading scorer with 80 points...won many accolades, including *USA-Today's* All-Joe team, All-Madden, Daniel F. Reeves Memorial Award (team MVP), Fox's Terry Award for Best Second Year Player and All-Pro by *Pro Football Weekly* and *Sports Illustrated*...only player in NFL to earn both Offensive and Special Teams Player of the Week in honors...finished second in the NFL in receiving yards, fourth in receptions and in total yards from scrimmage (1,798)...first career start in season opener at Green Bay 9/1 and made back-to-back plays to help Rams win 17-14...blocked and recovered a Craig Hentrich punt to set up his 23-yard touchdown reception on next play...logged first 100-yard receiving game of career with five receptions for 100 yards at Carolina 9/17...established team record with six consecutive 100-yard games vs. Carolina 11/12, breaking Elroy Hirsch's record of five in 1951 by making nine receptions for 110 yards and one touchdown...streak was snapped one short of NFL record the following week at Atlanta when he recorded seven receptions for 91 yards...became 12th player in NFL and first Ram with 100 receptions in one season by catching nine for 68 yards against Washington 12/17...closed season by posting 15 receptions for 210 yards and one touchdown versus Miami 12/24...the 15 receptions were the most by NFL receiver in 1995. **1994:** Ended season with 21 receptions for 272 yards to rank seventh on team despite playing in only 12 games...also saw action on

special teams...missed last four games after spraining right knee at San Diego 11/27...placed on injured reserve 12/9...first NFL reception was 34-yard touchdown from quarterback Chris Miller at Atlanta 9/11.

College: Ended collegiate career with 113 receptions for 1,586 yards and 15 touchdowns...attended West Los Angeles and Santa Monica Junior College before transferring to Memphis State in 1992...physical education major.

Personal: Born Isaac Isidore Bruce in Ft. Lauderdale, Fla...attended Dillard High in that city...as senior,

was All-City selection while leading team to 1989 Florida State 5A Championship...finished year with 39 catches for 644 yards (16.5 avg.)...has 14 brothers and sisters and is 13th of 15 children...was Rams' spokesperson for United Way in 1996...donated \$6,000 to Childhaven (\$500 for every touchdown reception in 1996 & 1997) ...adopted by Bruce Elementary in St. Louis and makes frequent visits to school...nicknamed "Reverend Ike" because he wants to be a minister after playing career...single...spends offseason in Ft. Lauderdale and Memphis.

BRUCE'S NFL STATISTICS

Year	Team	G-S	Receiving				
			No.	Yards	Avg.	LG	TD
1994	RAMS12-0	21	272	13.0	34t	3
1995	RAMS16-16	119	1,781	15.0	72	13
1996	RAMS16-16	84	1,338	15.9	70	7
1997	RAMS12-12	56	815	14.6	59	5
Totals	 56-44	280	4,205	15.0	72	28

Single Game Highs

Rec. - 15 vs. Miami (12/24/95)

Two Point Conversions: 1, @ Indianapolis (10/1/95)

Yards - 233 @ Atlanta (11/2/97)

LG - 72 at Indianapolis (10/1/95)

TD - 2 (six times) Last @ New Orleans (12/7/97)

100-yd Receiving games: (13) Last @ New Orleans (12/7/97), 144 yds.

200-yd Receiving games: (3) Last @ Atlanta (11/2/97), 233 yds.

Additional career statistics: Rushing: (1994) 1 for 2 yards, (1995) 3 for 17 yards; Passing: 1996 (1 for 1, 15 yards); Punt returns: (1995) 1 for 52 yards (1995); Special teams tackles: 1994 (1).

Bruce's Top Games

Receptions

- 15 - vs. Miami (12/24/95) (210 yds.)
- 11 - vs. Washington (9/22/96) (136 yds.)
- 11 - @ Baltimore (10/27/96) (229 yds.)
- 10 - vs. Atlanta (10/12/95) (191 yds.)
- 10 - @ Atlanta (11/2/97) (233 yds.)
- 9 - vs. San Francisco (10/22/95) (173 yds.)
- 9 - @ Philadelphia (10/29/95) (105 yds.)
- 9 - vs. Carolina (11/12/95) (110 yds.)
- 9 - vs. Buffalo (12/10/95) (136 yds.)
- 9 - vs. Washington (12/17/95) (68 yds.)
- 9 - @ New Orleans (12/7/97) (144 yds.)

Receiving Yards

- 233 - @ Atlanta (11/2/97) (10 rec.)
- 229 - @ Baltimore (10/27/96) (11 rec.)
- 210 - vs. Miami (12/24/95) (15 rec.)
- 191 - vs. Atlanta (10/12/95) (10 rec.)
- 181 - @ Indianapolis (10/1/95) (8 rec.)
- 173 - vs. San Francisco (10/22/95) (9 rec.)
- 144 - @ New Orleans (12/7/97) (9 rec.)
- 136 - vs. Buffalo (12/10/95) (9 rec.)
- 136 - vs. Washington (9/22/96) (11 rec.)
- 135 - @ New Orleans (11/5/95) (8 rec.)

BRUCE'S GAME-BY-GAME RECEIVING STATS

		1994				
Date/Opponent	No.	Yards	Avg.	LG	TD	
W-9/4 Arizona	0	0	0.0	0	0	
L-9/11 @ Atlanta	2	37	18.5	34t	1	
L-9/18 San Francisco	2	24	12.0	17	0	
W-9/25 @ Kansas City	1	12	12.0	12	0	
L-10/2 Atlanta	1	16	16.0	16	0	
L-10/9 @ Green Bay	2	21	10.5	16	0	
W-10/16 N.Y. Giants	1	19	19.0	19t	1	
L-10/23 @ New Orleans	3	44	14.7	19t	1	
W-11/6 Denver	2	20	10.0	13	0	
L-11/13 L.A. Raiders	4	48	12.0	14	0	
L-11/20 @ San Francisco	2	18	9.0	10	0	
L-11/27 @ San Diego	1	13	13.0	13	0	
L-12/4 New Orleans		Injured				
L-12/11 @ Tampa Bay		Injured				
L-12/18 @ Chicago		Reserve/Injured				
L-12/24 Washington						
Total	.21	272	13.0	34t	3	

		1995				
Date/Opponent	No.	Yards	Avg.	LG	TD	
W-9/3 @ Green Bay	4	55	13.8	23t	1	
W-9/10 New Orleans	3	50	16.7	33t	1	
W-9/17 @ Carolina	5	100	20.0	37	0	
W-9/24 Chicago	6	83	13.8	23	0	
L-10/1 @ Indianapolis	8	181	22.6	72	2	
W-10/12 Atlanta	10	191	19.1	59t	2	
L-10/22 San Francisco	9	173	19.2	53	0	
L-10/29 @ Philadelphia	9	105	11.7	26	1	
L-11/5 @ New Orleans	8	135	16.9	55	1	
W-11/12 Carolina	9	110	12.2	26	1	
L-11/19 @ Atlanta	7	91	13.0	21	0	
L-11/26 @ San Francisco	2	24	12.0	21t	1	
W-12/3 @ New York Jets	6	69	11.5	26	2	
L-12/10 Buffalo	9	136	15.1	38	0	
L-12/17 Washington	9	68	7.6	15	0	
L-12/24 Miami	15	210	14.0	31	1	
Total	.119	1,781	15.0	72	13	

		1996				
Date/Opponent	No.	Yards	Avg.	LG	TD	
W-9/1 Cincinnati	4	40	10.0	18	0	
L-9/8 @ San Francisco	4	52	13.0	22	0	
L-9/15 Washington	11	136	12.4	19	0	
L-9/29 @ Arizona	4	117	29.3	49t	2	
L-10/6 San Francisco	4	56	14.0	25	0	
L-10/13 @ Carolina	3	24	11.3	18	0	
W-10/20 Jacksonville	2	30	15.0	16	0	
L-10/27 @ Baltimore	11	229	20.8	55	1	
L-11/3 @ Pittsburgh	7	108	15.4	30	0	
W-11/10 Atlanta	5	91	18.2	23	1	
L-11/17 Carolina	4	59	14.8	37	0	
L-11/24 Green Bay	6	53	8.8	17	1	
W-12/1 @ New Orleans	4	112	28.0	70	1	
L-12/8 @ Chicago	6	87	14.5	32	0	
W-12/15 @ Atlanta	2	37	18.5	29	0	
W-12/21 New Orleans	3	97	13.9	22t	1	
Total	.84	1,338	15.9	70	7	

		1997				
Date/Opponent	No.	Yards	Avg.	LG	TD	
W-8/31 New Orleans		Injured				
L-9/7 San Francisco		Injured				
L-9/14 @ Denver	0	0	0	0	0	
W-9/21 N.Y. Giants		Injured				
L-9/28 @ Oakland		Injured				
L-10/12 @ San Francisco	2	14	7.0	12	0	
L-10/19 Seattle	6	68	11.3	32	0	
L-10/26 Kansas City	5	94	18.8	51	1	
L-11/2 @ Atlanta	10	233	23.3	59	2	
L-11/9 @ Green Bay	3	34	11.3	13	0	
L-11/16 Atlanta	3	50	16.7	26	0	
L-11/23 Carolina	3	48	9.6	17	0	
W-11/30 @ Washington	3	41	8.2	12	0	
W-12/7 @ New Orleans	3	144	16.0	38	2	
L-12/14 Chicago	3	46	15.3	25	0	
W-12/20 @ Carolina	5	43	8.6	19	0	
Total	.56	815	14.6	59	5	



93 KEVIN CARTER

DE

RAM FACTS

6-5	280
9/21/73	4th Year
Florida	D1 -- 1995
Lincoln H.S.	Tallahassee, Fla.

Games, Starts: 1997- 16, 16

Career- 48,48; Consecutive- 48,48

Signed through 2000

Age On Opening Day: 24

Last year, the annual Kevin Carter Parent and Youth Football Camp was created in St. Louis to provide both parents and their children instruction about the basics of football. Proceeds from the camp benefit local St. Louis charities that provide family services.

Pro: Should be a solid player in the league for a long time...strong, quick, competitive...big play ability... has recorded 23 NFL career quarterback sacks...has two safeties in career, one shy of club record...also blocked two field goals...started 48 consecutive games in three seasons...honored by teammates and coaches as 1995 Carroll Rosenbloom Award recipient, signifying Rams' rookie of year...first defensive player selected in 1995 NFL Draft (sixth overall). **1997:** Ninth on club in tackles with 45, second in quarterback sacks with 7.5 and led team in quarterback pressures with a career-high 43...blocked two field goals, one shy of club record of three blocked kicks in season set four times and last by S Nolan Cromwell in 1987...shared quarterback sack with D'Marco Farr, posted three tackles, including one for loss and blocked a field goal attempt by Jeff Jaeger against Chicago (12/14)...blocked kick was returned 66 yards by CB Ryan McNeil. **1996:** Started 16 games at left defensive end...ended season with career-high 65 tackles...led team in quarterback sacks with career-high 9.5...also tied with DE Leslie O'Neal for team lead

in tackles for loss with seven...second on squad with 20 quarterback pressures...forced team-high four fumbles and recorded three multi-sack games...recorded season and career-high nine tackles in season finale against New Orleans 12/21...threw Brett Favre for seven-yard sack in second quarter against Green Bay 11/24. **1995:** Started all 16 games...became first rookie defensive player to start opening day since DT Sean Gilbert in 1992...finished second on team with six sacks...tied for second on team (Gilbert) with 15 quarterback pressures and 50 tackles...received All-Rookie Team honors by *Football News* and *College and Pro Football Newsweekly*...ranked second in sacks in NFL among rookies, trailing only Hugh Douglas (Jets), who had 10...received defensive game ball from coaches against N.Y. Jets 12/3 after recording six tackles, one sack and team-high three tackles for loss...sacked Boomer Esiason for first career safety...made first start of career against Green Bay 9/3 and registered first sack by throwing Brett Favre for 10-yard loss in first quarter.

College: Three-year starter at left defensive end for Florida...played in all 47 games during four-year career, starting 37...finished with 203 tackles, 21.5 sacks and 39 tackles for loss...First Team All-America choice by *Football News*, *Sporting News* and *Poor Man's Guide to NFL Draft* as senior...First Team All-Southeastern Conference pick final two years...posted 66 tackles, 11.5 sacks and 21.5 tackles for loss, all career-highs, as senior...made first start against Syracuse 9/21/91, becoming first true freshman to start for Gators on defensive line since 1979...zoology major.

Personal: Born Kevin Louis Carter in Miami, Fla...earned *Parade Magazine* All-America honors as senior at Lincoln High in

Tallahassee...rated one of top 10 prep players in nation by *Dallas Morning News* and one of top two inside linebackers by *Super Prep Magazine*...set school record with 27 tackles in game...also lettered in basketball...graduated with 3.75 grade point average and named Student-Athlete of Year...member of Lincoln's Crime and Drug Prevention Task Force and President of Fellowship of Christian Athletes in college...co-founder of Rams Rushmen, member of defensive line who attempted to "sack homelessness" with more than \$100,000 in performance donations to benefit the St. Patrick Center of St. Louis in 1996 and 1997...plays saxophone and golf...plans to be pharmacist after football career...married (Shima)...resides in Chesterfield, Mo.

CARTER'S NFL STATISTICS

Year	Team	G-S	Tackles			Sacks	Yds.	Int.	Yds.	PD	FF	FR
			Solo	Asst	Total							
1995	RAMS16-16	35	15	50	6	23	0	0	0	2	1
1996	RAMS16-16	41	24	65	9.5	71.5	0	0	2	4	1
1997	RAMS16-16	33	12	45	7.5	62	0	0	2	2	2
Totals	48-48	109	51	160	23	156.5	0	0	4	8	4

Single Game Highs:

Total Tackles -- 9 vs. New Orleans (12/21/96)

Solo -- 5 (twice), Last vs. New Orleans (12/21/96)

Sacks - 2 (twice), Last @ Carolina (12/20/97)

Safety -- 1 (twice), Last vs. Green Bay (11/24/96), sacked Brett Favre in end zone

Additional career statistics: Quarterback pressures: 1995 (15), 1996 (20), 1997 (43);

Blocked field goals: 1997 (2)

AMERICAN BOWL

The Rams are 3-0 in the American Bowl. The Rams edged Denver, 28-27, in London on Sept. 9, 1987, beat the 49ers in Tokyo, 16-13, in overtime on Sept. 5, 1989 and knocked off Kansas City, 19-3, in Berlin on Sept. 11, 1990.



24 WILLIE CLARK

CB

RAM FACTS

5-10	186
1/6/72	5th Year (1st w/Rams)
Notre Dame	UFA (Phil.) -- 1998
Wheatland H.S.	Wheatland, Ca.

Games, Starts: 1997- 16, 2

Career- 54, 8; Consecutive- 51,2

Signed through 1999

Age On Opening Day: 26

While at Notre Dame, Willie was part of a record-setting 4x100 relay team. Willie teamed with Carolina Panthers receiver Raghieb Ismail, Clint Johnson and Rod Smith to run the event in 40.68 seconds, the fastest time in Notre Dame history.

Pro: Outstanding athlete who was converted from running back...good cover skills...has seen extensive action as third cornerback in "nickel" and "dime" situations...signed by Rams as unrestricted free agent 5/6/98...played one season with Philadelphia (1997), and three with San Diego (1994-96)...traded to Philadelphia 8/27/97 by Baltimore...Ravens had claimed Clark off waivers from San Diego 8/24/97...selected in the second round (82nd overall) by Chargers in 1994 NFL Draft. **1997:** After seeing action exclusively on special teams in season opener was added to "dime" package in Week 2 vs. Green Bay 9/7...became nickelback after starting right cornerback Bobby Taylor was sidelined for season at Jacksonville 10/12...starting right cornerback in final two games...recovered attempted onside kick by Arizona 10/19 and returned ball 39 yards for touchdown...in first start against Atlanta 12/14 held the Falcons' top WR Bert Emanuel to one reception. **1996:** Started four games...finished season with career-high 43 tackles, including

38 solo and five assists...tied career high with two interceptions, including one returned 83 yards for touchdown. **1995:** Made two starts and finished season with 31 tackles, two interceptions, one forced fumble and nine passes defended. **1994:** Played in six games...saw action in all three post-season games...finished with 11 tackles, including nine solo stops.

College: Began senior season in 1993 as reserve tailback for Notre Dame before shifting to cornerback prior to fifth game versus Stanford...recorded five tackles...gained 74 yards with one touchdown on 23 carries (3.2 avg.) from tailback position...played in one game as junior in 1992 after suffering fractured wrist in practice...played in every game as sophomore...reserve tailback until switching to free safety and starting last eight games...recorded 46 tackles (33 solo) with one interception and four pass deflections...rushed for 114 yards with one touchdown on 18 carries (6.3 avg.)...played in two games in 1990 as freshman reserve tailback before moving to free safety and start-

ing three games...also standout sprinter on Irish track team...management major.

Personal: Born Willie Calvin Clark Jr., in New Haven, Connecticut...All-State selection, lettering twice as

running back for Wheatland High Pirates...rushed for 1,121 yards with 16 touchdowns and recorded 45 tackles as senior...attended first two years of high school in Madrid, Spain, competing against military base teams...single...resides in Bradenton, FL.

CLARK'S NFL STATISTICS

Tackles

Year	Team	G-S	Solo	Asst	Total	Sacks	Yds.	Int. Yds.	PD	FF	FR
1994	San Diego.....	6-0	9	2	11	0.0	0.0	0 0	0	0	0
1995	San Diego.....	16-2	27	4	31	0.0	0.0	2 14	9	1	0
1996	San Diego.....	16-4	38	5	43	0.0	0.0	2 83	6	0	2
1997	Philadelphia ..	16-2	21	7	28	0.0	0.0	0 0	4	1	0
Totals	54-8	95	18	113	0.0	0.0	4 97	19	2	2

POSTSEASON

Year	Team	G-S	Solo	Asst	Total	Sacks	Yds.	Int. Yds.	PD	FF	FR
1994	San Diego.....	3-0	5	0	5	0.0	0.0	0 0	0	0	0
1995	San Diego.....	1-1	3	0	3	0.0	0.0	0 0	0	0	0
Totals	4-1	8	0	8	0.0	0.0	0 0	0	0	0

Single Game Highs:

Total Tackles - 7, (Three times) Last vs. Kansas City (9/29/96)

Playoffs - 4 @ Pittsburgh (1/15/96)

Int. - 1 (four times), Last vs. Denver 12/22/96

Playoffs - None

LG - 83t @ Oakland (9/22/96)

Playoffs - None

Additional career statistics: Special teams tackles: 1994 (3), 1995 (4), 1996 (9), 1997 (9); Postseason special teams tackles: 1994 (4)

HOT AND COLD RAMS

Five Warmest Games

Date	Opponent	Score	Weather
9/11/83	N.O. Saints	30-27	103, clear
9/16/79	San Francisco	27-24	97, sunny
10/4/70	San Diego	37-10	97, sunny
10/5/86	Tampa Bay	26-20	96, clear
9/27/72	N.Y. Jets	18-10	95, clear

Five Coldest Games

Date	Opponent	Score	Weather
11/27/64	@Minnesota	13-24	6, cloudy
*12/16/45	Washington	15-14	6, cloudy
12/20/92	@ Green Bay	13-28	8, sunny
12/26/76	@Minnesota	13-24	12, overcast
11/30/58	@St. Louis	14-24	15, overcast

* NFL Championship Game at Cleveland Municipal Stadium.



56 CHARLIE CLEMONS

LB

RAM FACTS

6-2	250
7/4/72	2nd Year (2nd w/Rams)
Georgia	UFA (CFL) -- 1997
Griffin H.S.	Griffin, Ga.
Games, Starts: 1997- 5,0	
Career- 5,0; Consecutive- 0,0	
Signed through 1998	Age On Opening Day: 26

Charlie is one of two Rams' players who have played in both the NFL and Canadian Football League. Charlie played three seasons with the Winnipeg Blue Bombers and Ottawa Rough Riders. (1995-97). G Tom Nutten played with the Hamilton Tiger-Cats in 1997.

Pro: Versatility is best asset...possesses skills to rush the passer and drop into coverage...signed with Rams 2/19/97 as unrestricted free agent...played three seasons for Winnipeg Blue Bombers of Canadian Football League...traded from Winnipeg to Ottawa during 1995 season...traded from Ottawa back to Winnipeg following 1995 season...inside linebacker first two seasons before switching to outside linebacker. **1997:** Played in five games on defense and special teams...placed on injured reserve 11/26 with hamstring injury...recorded five special teams tackles...tied for team high (Mike Jones) with two special teams tackles vs. Atlanta 11/16. **1996:** Played and started 14 games and finished with 37 tackles, six sacks, four passes defended and two tackles for loss...named CFL Defensive Player of Week after recording six tackles and four sacks against Saskatchewan 10/13. **1995:** Played six games for Winnipeg and seven for Ottawa Rough Riders...traded to Ottawa after game nine...finished with 16 tackles, three sacks and two passes defended for Blue

Bombers...had 28 tackles and three sacks for Rough Riders. **1994:** Played and started seven games for Winnipeg...finished with 28 tackles.

College: Played two seasons at Georgia and finished with 171 tackles in 22 games...transferred to Georgia from Northeast Oklahoma Junior College...earned first team All-America JUCO honors after leading NEO to national championship in 1991...led team with 126 tackles, 12 sacks and five passes defended as sophomore.

Personal: Born Charlie Fitzgerald Clemons in Griffin, Ga...three-year starting middle linebacker at Griffin High...graduated from Georgia with degree in Recreation and Leisure Studies...wants to teach grade school after football and has served as substitute teacher during offseasons...married (Wanda)...couple has three children, daughter Briana and sons Joshua and Colton...resides in Town and Country, Mo.

Career Statistics: Special Teams Tackles: 1997 (5).



84 ERNIE CONWELL

TE

RAM FACTS

6-1	265
8/17/72	4th Year
Washington	D2B --1996
Kentwood H.S.	Kent, Wa.

Games, Starts: 1997- 16, 16

Career- 26, 24; Consecutive- 26, 24

Signed through 1999

Age On Opening Day: 26

Ernie's touchdown reception in the 1997 season opener against New Orleans is the highlight of his career. He said the 46-yard TD reception, in which he bowled over three Saints' defenders, was a great way to score his first career touchdown, which erased a 17-14 deficit as the Rams went on to win 38-24.

Pro: Explosive blocker with great work habits...improving each year...ability to be great down field receiver...productive in many phases, having played tight end, H-back, full-back and long snapper.....was Rams second selection in second round (59th overall) in 1996 NFL Draft.

1997: Established career-highs in starts (16), receptions (38), receiving yards (404) and touchdown receptions (4)...ranked third on the club in receptions, tied for fourth in receiving yards and second in touchdown receptions...earned Rams attitude award on offense from coaches...scored first NFL touchdown by breaking three tackles en route to a career-long 46-yard touchdown in the Rams' season opening win over New Orleans 8/31...matched career-high with five receptions in against Atlanta 11/16 and established career-high with 75 receiving yards the following week against Carolina 11/23. **1996:** Appeared in 10 games with eight starts before missing last four games due to surgery on right ring finger...pressed into starting lineup as

rookie due to midseason trade of TE Troy Drayton to Miami...one of six rookies to start on Rams' offense...ended season with 15 receptions for 164 yards...also made two tackles and one fumble recovery on special teams...earned first NFL start at fullback at Arizona 9/29...caught first two NFL passes for 22 yards against San Francisco 10/6...marked first start at tight end...handled long snap duties before injuring finger against Pittsburgh 11/3...inactive against Atlanta 11/10 after having surgery on finger...returned to action against Carolina 11/17...responded by tying for team lead with four receptions for 54 yards, including then-career-long 26-yard reception to set up second quarter touchdown...recorded career-high five receptions for 53 yards against Green Bay 11/24...played fullback in preseason...moved to tight end after season opener.

College: Received first team all-Pac Ten recognition after finishing third on team with 24 receptions for 343

yards and two touchdowns in senior year...also four-year standout for Huskies' track team...earned all-America honors as junior and senior in shot put...qualified for NCAA Championships as junior in shot put with throw of 61-1 1/4...his throw of 62-9 as a senior earned him a trip to the Olympic Trials, where he finished in the top eight...graduated with degree in sociology and minor in social studies.

Personal: Born Ernest Harold Conwell in Renton, Wa...earned let-

ters in football, track, wrestling, and basketball at Kentwood High in Kent, Wa...All-South Puget Sound League choice as tight end and defensive end as senior...won state Class AAA shot put title as junior and senior...youngest of nine children (five brothers, three sisters)...sister, Pauline, competed in 1972 USA Olympic Trials in shot put...family competes on Washington stock car circuit as Conwell Race Team...married (Andrea)...couple has two children, daughter Devon, and son Andrew...resides in Chesterfield, Mo.

CONWELL'S NFL STATISTICS

Year	Team	G-S	Receiving				TD
			No.	Yards	Avg.	LG	
1996	RAMS	10-8	15	164	10.6	26	0
1997	RAMS	16-16	38	404	10.6	46t	4
Totals	26-24	53	568	10.7	46t	4

Single Game Highs

Rec. -- 5 vs. Atlanta (11/16/97)

Yds. -- 75 vs. Carolina (11/23/97)

LG -- 46t vs New Orleans (8/31/97)

TD - 1 (four times), Last @ Carolina (12/20/97)

Additional career statistics: Fumble recoveries: 1997 (1); Special teams fumble recoveries: 1996 (1); Special teams tackles: 1996 (1).



In 1997, TE Ernie Conwell set career highs in receptions (38), yards (404), and touchdowns (4).



75 D'MARCO FARR

DT

RAM FACTS

6-1	280
6/9/71	5th Year
Washington	FA -- 1994
Kennedy H.S.	Richmond, Ca.

Games, Starts: 1997- 16, 16

Career- 58, 51; Consecutive- 48, 48

Signed through 2002

Age On Opening Day: 27

D'Marco teamed with former St. Louis Cardinals' baseball great Ozzie Smith and St. Louis Blues' player Tony Twist for a Celebrity Bartenders Event, which raised more than \$10,000 for Head First Foundation, a head-injury prevention education program.

Pro: All-out competitor...both quick and explosive...draws constant double teams...has to be accounted for at all times...displays uncommon quickness for inside defensive lineman...seems to always be around football...started 48 consecutive games...20.5 career quarterback sacks and three interceptions...one of most popular Rams in St. Louis...made team as undrafted college free agent in 1994. **1997:** Started every game for the third consecutive season...finished with 34 tackles, three quarterback sacks and 25 quarterback pressures...earned Iron Man award on defense from coaches...recorded two tackles and third career interception against Seattle (10/19)...season-high four tackles vs. N.Y. Giants (9/21). **1996:** Started every game at defensive tackle...registered career-high 68 tackles, 4.5 sacks, 15 quarterback pressures and one interception...tied for team lead with seven stops for losses...posted single-game, career-high eight tackles twice (vs. Green Bay 11/24 and New Orleans 12/21)...notched 1.5 sacks, two quarterback pressures, and one pass deflection against Atlanta 12/15...also forced a fumble and recorded second career interception. **1995:** Team leader

in quarterback sacks (11.5), quarterback pressures (21) and forced fumbles (4)...second to LB Roman Phifer with 11.5 tackles for loss...sack total ranked fourth in NFC and eighth in NFL...enjoyed best performance of career in Game 13 at N.Y. Jets 12/3...recorded career-high 3.5 quarterback sacks, forced a fumble, added three quarterback pressures and first NFL pass interception...tied Minnesota's Chris Doleman for highest NFL single-game sack total for season...recipient of Carl Ekern Spirit of the Game Award as voted by teammates. **1994:** Played in 10 games, starting three...placed on injured reserve 12/7 after season-ending injury to left elbow...ended season with 11 tackles (nine solo), one sack and seven quarterback pressures...made NFL debut at defensive tackle in Rams 16-0 shutout of Kansas City 9/25...first career sack following week versus Atlanta 10/2...made first career start against Giants 10/16 in place of injured Gilbert.

College: Pac-10 Conference Defensive Lineman of Year as senior at University of Washington...college career included 131 tackles and 17 sacks...started every

game as junior and senior...member of Huskies' 1991 national championship team...graduated with degree in society and justice.

Personal: Born D'Marco Marcellus Farr in San Pablo, Ca...lettered in football, wrestling, track and soccer for Eagles of Kennedy High in Richmond, Ca...co-founder of Rams "Rushmen" defensive line in 1996 and 1997, who attempted to "sack homelessness" with more than \$100,000 perform-

ance donation to benefit St. Patrick Center in St. Louis...supporter of Aim High educational program...captain of Rams Caring Team benefiting Caring Program for Children...brother, Andre, who played football at UCLA, also is D'Marco's agent...another brother, Mario, played at Cal-State Northridge...second cousin of Mel Farr, former Detroit Lion...married (Cynthia)...resides in Wildwood, Mo.

FARR'S NFL STATISTICS

Year	Team	Tackles			Total Sacks	Yds.	Int.	Yds.	PD	FF	FR	
		G-S	Solo	Asst								
1994	RAMS	10-3	9	2	11	1.0	7.0	0	0.0	3	0	0
1995	RAMS	16-16	44	10	54	11.5	82.0	1	5.0	1	4	0
1996	RAMS	16-16	42	26	68	4.5	16.5	1	5.0	3	1	0
1997	RAMS	16-16	20	14	34	3.0	21.0	1	22.0	1	0	2
Total		58-51	115	52	167	20	126.5	3	32.0	8	5	2

Single Game Highs

Total Tackles- 8 (twice) Last vs. New Orleans (12/21/96)

Solo - 5 (twice) Last vs. Green Bay (11/24/96)

Sacks - 3.5 @ N.Y. Jets (12/3/95)

Additional career statistics Quarterback Pressures: 1995 (21), 1996 (15), 1997 (27); Kickoff Returns: 1994 (1 for 16 yards).



63 JOHN FLANNERY

C/G

RAM FACTS

6-4
1/13/69
Syracuse
Pottsville H.S.
295
7th Year
UFA (Dal.) -- 1998
Pottsville, Pa.

Games, Starts: 1997- 16, 4
Career- 64, 31; Consecutive- 17, 3
Signed through 1999 Age On Opening Day: 29

John and his wife Christine donate money as well as serve as volunteers for the Multiple Sclerosis Foundation in Sugarland, Tx.

Pro: Capable of playing guard or center...gives offensive line flexibility...can deep snap for punting and kicking situations...signed by Rams

4/7/98 as unrestricted free agent...played two seasons for Dallas Cowboys (1996-97) and five seasons with Houston Oilers (1991-

95)...signed with Dallas 10/3/96 as unrestricted free agent... drafted in the second round (44th overall) by Oilers in 1991 NFL Draft. **1997:** Played in 16 games...starting four at right and left guard...earned first start with the Cowboys against Arizona 11/9 in place of Nate Newton at left guard...moved into starting lineup for final three games of the season at right guard after Larry Allen was moved to left tackle. **1996:** Inactive for 10 games before seeing fourth quarter action at center in the season finale at Washington 12/22. **1995:** Missed season while recovering from training camp surgery to repair left knee. **1994:** Started 16 games at left guard...helped Oilers finish season with NFL's 12th-ranked rushing offense (1,682 yards). **1993:** On reserve/injured list for entire season with left knee injury. **1992:** Appeared in 15 games, making two starts at left guard...also played on special teams and served as backup deep snapper. **1991:** Played in 16 games, starting

first nine at right guard after moving from center...earned first-team all-rookie honors from Pro Football Writers of America, *College and Pro Football Newsweekly*, *Football News*, and *Football Digest*....earned degree in Political Science.

College: Four-year letterman at Syracuse...co-captain as senior... All-Big East selection and a semi-finalist for the Outland and Lombardi trophies...graduated with degree in political science.

Personal: Born John Joseph Flannery in Pottsville, Pa...lettered in football and wrestling at Pottsville Area High...played center and defensive tackle on football team and won the Pennsylvania state heavyweight wrestling title as a senior...married to Kristine...has two children, daughter Brennan and son, Colin...avid hunter and fisherman...enjoys woodworking and carpentry in offseason...resides in Sugarland, Tx.

Games Played-Starts: 1991 (16-9), 1992 (15-2), 1993 (0-0), 1994 (16-16), 1996 (1-0), 1997 (16-4)
Totals: 64-31

Additional Career Statistics: Kickoff returns: 1991 (1 for 0 yards), 1992 (1 for 12 yards); Fumble recoveries: 1991 (1), 1992 (2), 1994 (2)

RAMS FACT

Merlin Olsen has been selected to more Pro Bowls than any other player in NFL history. The Hall of Fame defensive tackle was invited to 14 consecutive Pro Bowls from 1962-75. Former Ram guard Tom Mack played in 11 Pro Bowls, the fourth most in league history and the most by an offensive guard. Hall of Fame guard John Hannah (New England) is the closest with nine appearances. There are only 13 players who have been selected to 10 or more Pro Bowls. The Rams, Cowboys and Colts are the only teams to have more than one player receive 10 or more invitations.



82 MALCOLM FLOYD

WR

RAM FACTS

6-0	194
12/29/72	5th Year (2nd w/ Rams)
Fresno St.	FA -- 1997
C.K. McClatchy H.S.	Sacramento, Ca.
Games, Starts: 1997-5,0	
Career- 49,0; Consecutive- 0,0	
Signed through 1998	Age On Opening Day: 25

Malcolm is one of three offensive players who have previously played under offensive coordinator Jerry Rhome. Floyd played under Rhome in Houston along with quarterback Will Furrer. WR Ricky Proehl played under Rhome with the Arizona Cardinals.

Pro: Sure-handed, dependable receiver...has good separation speed...adds depth at wide receiver and on special teams...signed by Rams 9/30/97 as unrestricted free agent after being released by Tennessee Oilers 9/5/97...played three seasons with Oilers (1994-96)...drafted by Houston with compensatory third-round selection (101st overall) in 1994 NFL Draft. **1997:** Played in four games with Rams and one game with Oilers...placed on injured reserve 12/13 with torn right achilles...caught four passes for 39 yards, all with Rams...three catches for 35 yards vs. Kansas City 10/26. **1996:** Played in 16 games...had three catches for career-high 90 yards and one touchdown, career-long 63-yarder at Jacksonville 9/8. **1995:** Played in 15 games with one start, playing at wide receiver and on special teams...set career highs in receptions (12) and yards (167), catching one touchdown pass. **1994:** Played in 13 games, pri-

marily on special teams...recorded five special teams tackles.

College: Four-year player at Fresno State...top target of current Tampa Bay quarterback Trent Dilfer...caught 86 passes for 1,802 yards with 18 touchdowns...three-time all conference selection...earned honorable mention all-Western Athletic Conference honors as senior despite missing four games due to injuries...caught 16 passes for 262 yards and six touchdowns...earned trip to Senior Bowl...psychology major.

Personal: Born Malcolm Gregory Ali Seabron in San Francisco, Ca...legally changed name to Malcolm Floyd after father legally changed own last name...attended C.K. McClatchy High School in Sacramento, Ca., same high school as Rams' secondary coach and former Oilers' CB Steve Brown...married (Debbie)...resides in Houston.

FLOYD'S NFL STATISTICS

Year	Team	G-S	Receiving			LG	TD
			No.	Yards	Avg.		
1994	Houston	13-0	0	0	0.0	0	0
1995	Houston	15-1	12	167	13.9	34	1
1996	Houston	16-0	10	145	14.5	63t	1
1997	Tenn/St. Louis	5-0	4	39	9.8	14	0
Totals		49-1	26	351	13.5	63t	2

Single Game Highs

Rec. -- 4 (twice), Last time @ Cleveland (11/5/95)

Yds. -- 90 @ Jacksonville (9/8/96)

LG -- 63t @ Jacksonville (9/8/96)

TD - 1 (twice), Last @ Jacksonville (9/8/96)

Additional career statistics: Punt returns: 1996 (7 for 74 yards, 10.6 avg., 32LG, 0 TD), 1997 (4 for 15 yards, 3.8 avg., 8 LG, 0 TD); Special teams tackles: 1994 (5), 1995 (7), 1996 (3).



9 WILL FURRER

QB

RAM FACTS

6-3
2/5/68
Virginia Tech
Pullman H.S.

215
6th Year
FA -- 1997
Pullman, Wash.

Games, Starts: 1997- 0,0

Career- 9, 2; Consecutive- 0, 0

Signed through 1999

Age On Opening Day: 30

Will is one of three current or former Ram quarterbacks who have played with the Amsterdam Admirals of NFL Europe. Will and ex-Ram Jamie Martin played with the Admirals in 1995, while Kurt Warner was a starter in 1998.

Pro: Dependable backup with strong arm...has produced when had a chance to play...smart quarterback who has experience in Jerry Rhome's system.....can throw the deep ball effectively...good mobility in the pocket...signed with Rams 2/24/97...beat out Jamie Martin in 1997 training camp for third quarterback position...helped lead World League's Amsterdam Admirals to World Bowl in 1995...played for Chicago, Arizona and Denver in first three seasons...originally selected in fourth round (107th overall) by

Chicago in 1992 NFL Draft. **1997:** Did not see playing time behind QBs Tony Banks and Mark Rypien. **1996:** Did not play. **1995:** Played in seven games and started one for Houston...completed 48 of 99 passes for 483 yards and two touchdowns...made second career start against Cleveland 9/17 and recorded career-highs in attempts (41), completions (22) and yards (286)...threw first career touchdown with four-yard pass to Haywood Jeffires against Browns...completed 51 of 85 passes for 542 yards, four touchdowns and

quarterback rating 84.6 for Amsterdam Admirals...signed by Oilers 7/21. **1994:** Active but did not play in two games for Denver...on inactive list 14 times...signed with Broncos 8/24, after being released by Arizona. **1993:** Waived by Chicago on final cutdown and signed by Arizona 8/31...inactive for 15 games...active but did not play in one game. **1992:** Played in two games and started one for Chicago...made first career start and completed nine of 23 passes for 89 yards in season-finale against Dallas 12/23.

College: Holds Virginia Tech records with 494 completions, 920 attempts, and 43 touchdown passes...broke records held by Don Strock (1970-72)...completed 148 of 257 passes for

1,820 yards and 15 touchdowns as senior...missed three games with right knee injury...completed 173 of 296 passes for 2,122 yards and 19 touchdowns as junior...set single season records with 19 touchdowns and 58.4 completion percentage...English major.

Personal: Born William Mason Furrer in Danville, Pa....played basketball and football at Pullman High in Pullman, Wa....prep teammates with former Arizona Cardinals quarterback Timm Rosenbach...was league MVP in basketball as senior...attended Fork Union Military Academy in Va....married (Kelli) with one son (Charlie)...wife was scholarship volleyball player at Virginia Tech...couple resides in St. Louis.

FURRER'S NFL STATISTICS

Passing

Year	Team	G-S	Att.	Comp.	Yards	Pct.	TD	Int.	LG	Sacks-Yds	Rating
1992	Chicago2-1	25	9	89	36.0	0	3	16	4-39	7.3
1993	Arizona0-0	0	0	0	0	0	0	0	0-0	0.0
1994	Denver0-0	0	0	0	0	0	0	0	0-0	0.0
1995	Houston7-1	99	48	483	48.5	2	7	48	5-35	40.1
1997	St. Louis0-0	0	0	0	0	0	0	0	0-0	0.0
Totals	 9-2	124	57	572	46.5	2	10	48	9-74	31.4

Single Game Highs

- Att. -- 41 vs. Cleveland (9/17/95)
- Comp. -- 22 vs. Cleveland (9/17/95)
- Yds. -- 268 vs. Cleveland (9/17/95)
- LG -- 48 vs. Cleveland (9/17/95)
- TD -- 1 (twice), Last vs. Cincinnati (11/12/95)
- Int. -- 4 vs. Cleveland (9/17/95)
- Sacks -- 2 (four times), Last time at Pittsburgh (12/3/95)

Additional career statistics: Rushing 1995: 8 car., 20 yds. (2.5 avg.)





70 WAYNE GANDY

T

RAM FACTS

6-5	310
2/10/71	5th Year
Auburn	D1 -- 1994
Haines City H.S.	Haines City, Fl.

Games, Starts: 1997- 16, 16

Career- 64,57; Consecutive- 64, 48

Signed through 1998

Age On Opening Day: 27

Wayne, who was a featured guest in the music video "Killing Me Softly" by the Fugees, is also an impressive soloist. He was a lead vocalist in the Community Churches in Action Choir in Haines City, Fl. and sang solo in two weddings.

Pro: Probably most versatile offensive lineman on team...can play either tackle or guard positions...smart, very athletic player...good pass protector and sound technician...has active streak of 48 consecutive starts...has played in every game of four-year NFL career...Rams' first pick (15th overall) in 1994 NFL Draft. **1997:** Showed versatility by starting games 1-4 at left tackle, games 5-9 at right tackle when Orlando Pace moved into starting lineup at left tackle, again at left tackle games 10-12 when injury sidelined Pace, then returned to right tackle for final four games when Pace returned to starting lineup...played in 1,005 of possible 1,011 plays. **1996:** Started 16 games at left tackle....did not allow a sack at Atlanta 12/15 in helping Rams compile 480 yards total offense....received game ball from coaches vs. Atlanta 11/10, allowed no sacks and limited Chuck Smith to one tackle in helping Rams to 279 rushing yards, highest rushing total in 12 years (299 against Tampa Bay 11/25/84). **1995:** Started 16 games at left tackle...produced seven sackless

games, including individual matchups against Chris Doleman, Darion Connor and Alonzo Spellman...made first career start at left tackle against Green Bay 9/3. **1994:** Played in 16 games with nine starts at right tackle...only Rams' rookie offensive lineman to start more than half of season since Tom Newberry (14) in 1986...first rookie tackle to start most of season since Joe Carollo in 1962...made switch from left to right tackle in Week 4 at Kansas City 9/25...made first career start versus N.Y. Giants 10/16, replacing injured Jackie Slater.

College: Started 37 games during four-year career at Auburn...earned First Team all-America honors from *Poor Man's Guide to NFL Draft*, Kodak and Football Writers Association...unanimous all-Southeastern Conference First Team selection as senior...finalist for Outland Trophy, given to top down lineman in country...started every game at left tackle as junior and senior.

Personal: Born Wayne Lamar Gandy in Haines City, Fl...all-state first team selection as two-way lineman as senior for Haines City High Hornets...averaged 10 tackles per game and had 20 sacks as senior...let-

tered three times in football, basketball and track (shotput)...member of National Honor Society...would like to be stockbroker following football career...nicknamed "G-Man"...single...resides in St. Louis.

Games Played-Starts: 1994 (16,9), 1995 (16,16), 1996 (16,16), 1997 (16,16)

Totals: 64-57



60 MIKE GRUTTADAURIA

C

RAM FACTS

6-3	297
12/6/72	3rd Year
Central Florida	FA -- 1996
Tarpon Springs H.S.	Tarpon Springs, Fl.
Games, Starts: 1997- 14,14	
Career- 23, 17; Consecutive- 12, 12	
Signed through 1998	Age On Opening Day: 25

During the offseason and semester breaks in college, Mike would return to work in his father's tire recycling business in Largo, Fl.

Pro: Has dramatically improved in each of his first three NFL seasons...increased both size and strength...very good, tough competitor...signed with Rams 2/9/96...signed by Dallas 4/26/95 as undrafted rookie free agent...released 8/22/95. **1997:** Started 14 games at center...missed two games with ankle injury...made first reception of NFL career, catching tipped pass at Atlanta 11/2. **1996:** Played in nine games, starting three at center...started first three games of season at center (Cincinnati 9/1, San Francisco 9/8, Washington 9/22) before missing next three games...replaced injured Brostek (pinched nerve) at center and played second half at Pittsburgh 11/3.

College: Helped Central Florida total 444.5 yards a game, including 176.5 yards rushing as senior in 1994...during junior year, helped lead Golden Knights to 424.3 total yards...named UCF's Offensive Rookie of the Year and Offensive Lineman of Year in all four years of collegiate career...graphic design major with minor in animation.

Personal: Born Michael Jason Gruttadauria in Ft. Lauderdale, Fl...played one year at Tarpon Springs High School, earning Rookie of the Year honors his senior season...married during offseason (Christine)...resides in St. Charles, Mo.

Games Played-Started: 1996 (9-3), 1997 (14-14) **Totals:** 23-17

Additional Career Statistics: Receptions: 1 for 0 yards



33 DERRICK HARRIS

RB

RAM FACTS

6-0 252
 9/18/72 3rd Year
 Miami, Fla. D6 -- 1986
 Willowridge H.S. Sugarland, Tx.

Games, Starts: 1997- 0, 0
 Career- 11, 6; Consecutive- 0, 0
 Signed through 1998 Age On Opening Day: 25

Derrick credits his performance in the Blue-Gray game as the reason he was drafted. He impressed scouts with his blocking skills and scored on a 30-yard screen pass.

Pro: Solid, tough, physical run blocker...has good potential...Rams' sixth-round choice (175th overall) in 1996 NFL Draft. **1997:** Inactive for 15 games...dressed but did not play vs. Chicago 12/14. **1996:** Played in 11 games, starting six...used primarily as blocker, rushed three times for five yards and caught four passes for 17 yards...started at fullback and made one reception for two yards against Carolina 11/17...made first career NFL start in season opener against Cincinnati 9/1.

College: Versatile performer at the University of Miami, playing three positions (fullback, tight end, linebacker) during first three years before playing natural fullback spot as sen-

ior...rushed for career-high 101 yards on 26 carries during sophomore year, his first at fullback...made six tackles as reserve middle linebacker during freshman year...graduated with a degree in business management.

Personal: Born Sidney Derrick Harris in Angleton, Tx...attended Angleton High from 1988-90 before transferring to Willowridge for final two years (1990-91)...earned letters in football, baseball, track, and basketball...nicknamed Big D...served as disc jockey for parties from seventh grade through college...married (Tara)...couple resides in Angleton, Tx., with sons Michael and Keraun, and daughter Kristian.

HARRIS' NFL STATISTICS

Year	Team	G-S	Rushing				Pass Receiving					
			No.	Yards	Avg.	LG	TD	No.	Yards	Avg.	LG	TD
1996	Rams11-6	3	5	1.7	3	0	4	17	4.3	8	0
1997	Rams0-0	0	0	0.0	0	0	0	0	0.0	0	0
Totals	11-6	3	5	1.7	3	0	4	17	4.3	8	0

Single Game Highs:

Car. - 1 (3 times), Last vs. San Francisco(10/6/96) Rec. - 1 (4 times) Last vs. Carolina(11/17/96)
 Yards - 3 @ San Francisco (9/8/96) Yards - 8 @ Carolina (10/13/96)
 LG - 3 @ San Francisco (9/8/96) LG - 8 @ Carolina (10/13/96)

Additional career statistics: Special teams fumble recoveries: 1996 (1)



34 CRAIG HEYWARD

RB

RAM FACTS

5-11	265
9/26/66	11th Year (2nd w/ Rams)
Pittsburgh	UFA (Atl.) – 1997
Passaic H.S.	Passaic, N.J.

Games, Starts: 1997- 16, 12

Career- 145, 105; Consecutive- 30, 12

Signed through 2000 Age On Opening Day: 31

During the East West Shrine Game in Palo Alto, Ca., in January, Craig set the world record for the longest public shower, 5 hours and 15 minutes. His effort helped to raise \$25,000, benefiting the Boys and Girls Clubs of America and Shriner's Hospital.

Pro: Versatile player who uses size to advantage...plays fullback and h-back...great special teamer...signed with Rams 3/6/97 after three seasons with Atlanta...punishing lead blocker...difficult runner to bring down...spent 1993 with Chicago after playing five seasons with New Orleans...left Saints as club's ninth all-time leading rusher with 1,813 yards...Heyward's teams own 16-6 mark in games in which he carries ball 15 or more times...has six career 100-yard rushing games... selected by Saints in first round of 1988 NFL Draft (24th overall). **1997:** Played in 16 games on offense and special teams, starting 12 at fullback...rushed 34 times for 84 yards and one touchdown...season-highs with eight carries for 22 yards versus New Orleans 12/7 in addition to tying season high with two receptions for 25 yards. **1996:** Appeared in 15 games with five starts at fullback...averaged 4.5 yards on 72 carries for 321 yards with three touchdowns...114 total yards in Game 14 at New Orleans 12/8 with 69 rushing yards on nine carries (5.2 avg.) and two catches for 49 yards and one kickoff return for 18 yards. **1995:** First 1,000-yard rushing season, collecting 1,083 yards...joined Terance Mathis (1,039 rec.), Eric Metcalf (1,189 rec.) and Bert Emanuel (1,039 rec.) as Atlanta

became first team in NFL history to have four different players from same team gain more than 1,000 yards rushing or receiving in same season...career highs in total yards (1,433), receptions (37) and rushes (236)...matched career high with eight touchdowns...posted six games of 100 total yards and three 100-yard rushing games...ranked fourth in league with 4.6-yard rushing average...capped season with two catches for 37 yards for NFC in Pro Bowl. **1994:** Had 779 yards on 183 carries with seven rushing touchdowns...also caught 32 passes for 295 yards and touchdown...4.3-yard rushing average was third best in NFL. **1993:** Appeared in all 16 games with Chicago...winner of Ed Block Courage Award as selected by teammates for overcoming past adversities. **1992:** Led team in rushing vs. Miami with 58 yards. **1991:** Limited to seven games due to injuries...season-high 72 yards on 17 carries against the Rams. **1990:** Ran for 122 yards on 19 carries against Cincinnati...career-high 155 yards and two touchdowns against Tampa Bay 11/11. **1989:** Season-high 47 yards on 10 carries against Jets. **1988:** Started eight of first nine games as rookie but missed last four due to sprained knee...ended season with 355 yards on 74 carries

(4.8-yard avg.), including career-long 73-yard touchdown run vs. Raiders 10/23.

College: Entered NFL draft after junior season...second on school's all-time rushing list with 2,950 yards...ended junior season second in nation with 1,655 yards with 4.6-yard average and 11 touchdowns...matched Tony Dorsett's record by gaining more than 100 yards in all 12 games in junior year, including 1987 Bluebonnet Bowl...set school record with 387 carries as jun-

ior while earning all-America honors.

Personal: Born Craig William Heyward in Passaic, N.J...nicknamed Ironhead since six years old...earned name because he used to lower head and plow into neighborhood kids' midsection...youngsters described blows as iron hitting their stomachs... 200 pounds by age 11...lettered in football for Passaic Indians...earned *Parade Magazine*, *Bally* and *USA Today* high school all-America honors as senior...married (Charlotte)...has three sons, Craig Jr., Cameron and Cory...resides in Duluth, Ga.

HEYWARD'S NFL STATISTICS

Year	Team	Rushing						Pass Receiving					
		G-S	No.	Yards	Avg.	LG	TD	No.	Yards	Avg.	LG	TD	
1988	New Orleans.....	11-8	74	355	4.8	73t	1	13	105	8.1	18	0	
1989	New Orleans.....	16-6	49	183	3.7	15	1	13	69	5.3	12	0	
1990	New Orleans.....	16-15	129	599	4.6	47	4	18	121	6.7	11	0	
1991	New Orleans.....	7-4	76	260	3.4	15	4	4	34	8.5	22	1	
1992	New Orleans.....	16-13	104	416	4.0	23	3	19	159	8.4	21	0	
1993	Chicago.....	16-15	68	206	3.0	11	0	16	132	8.3	20	0	
1994	Atlanta.....	16-11	183	779	4.3	17	7	32	335	10.5	34	1	
1995	Atlanta.....	16-16	236	1,083	4.6	31	6	37	350	9.5	25	2	
1996	Atlanta.....	15-5	72	321	4.5	34	3	16	168	10.5	25	0	
1997	St. Louis.....	16-12	34	84	2.5	8	1	8	77	9.6	25	0	
Totals	145-105	1,025	4,286	4.2	73t	30	176	1,550	8.8	34	4	

POSTSEASON

Year	Team	G-S	No.	Yards	Avg.	LG	TD	No.	Yards	Avg.	LG	TD
1990	New Orleans.....	1-1	4	10	2.5	6	0	0	0	0	0	0
1991	New Orleans.....	Suspended										
1992	New Orleans.....	1-0	10	23	2.3	4	1	2	45	22.5	25	0
1995	Atlanta.....	1-1	9	21	2.3	10	0	3	20	6.7	15	0
Totals	3-2	23	54	2.3	10	1	5	65	13.0	25	0

Single Game Highs:

Car. - 25 @ New Orleans (9/17/95)
 Playoffs - 10 vs. Philadelphia (1/3/93)
 Yds. - 155 vs. Tampa Bay (11/11/90)
 Playoffs - 23 vs. Philadelphia (1/3/93)
 LG - 73t vs. Raiders (10/23/88)
 Playoffs - 10 @ Green Bay (12/31/95)
 TD - 2 (Six times) Last @ Buffalo (11/18/90)
 Playoffs - 1 vs. Philadelphia (1/3/93)
 100 yd. Rushing games - 6, Last vs. Rams (11/19/95) 117 yards
 Playoffs - None
 Rec. - 8 vs. New England (10/1/95)
 Playoffs - 3 @ Green Bay (12/31/95)
 Yds. - 66 vs. New England (10/1/95)
 Playoffs - 45 vs. Philadelphia (1/3/93)
 LG - 34 @ Raiders (10/23/94)
 Playoffs - 25 vs. Philadelphia (1/3/93)
 TD - 1 (four times) Last @ Carolina (12/17/95) Playoffs - None



54 ERIC HILL

LB

RAM FACTS

6-2	264
11/14/66	10th Year
Louisiana State	D1 -- 1989
Ball H.S.	Galveston, Tx.

Games, Starts: 1997- 11, 10
Career- 133,128; Consecutive- 11,10
Signed through 1999 Age On Opening Day: 31

Eric opened his own business in 1997. The Eric Hill Travel Agency in Nashville specializes in vacation packages and coordinates group tours for country singers, including Garth Brooks.

Pro: Proven run defender...team leader with good intangibles...tough tenacious player...has more than 1,000 career tackles...starter in 128 of 133 games...Pro Bowl alternate three consecutive seasons (1994-96)...signed with Rams as unrestricted free agent 2/26/98 after spending nine seasons with Cardinals...originally was Cardinals' first-round pick (10th overall) in 1989 NFL Draft. **1997:** Started 10 of 11 games...ranked third on team with 118 tackles despite missing five games...missed four games after suffering broken ankle in season opener at Cincinnati 8/31...pinched nerve versus Tennessee 10/26 forced him to sit out one game...registered team-high 15 tackles at Baltimore 11/23... recorded season-best 18 tackles versus Pittsburgh 11/30. **1996:** Earned all-Madden honors after leading team in tackles...had double digit tackles totals 10 times...team-high 196 total tackles...during one six game stretch (Weeks 3-8), posted tackle totals of 17, 15, 12,16,15, and 13. **1995:** Concluded season with team-high 136 tackles despite missing two contests...named second-team all-Pro by *Football Digest*...matched single-

game high with 20 stops (13 solos) at Carolina 11/19. **1994:** Team leading 143 tackles. **1993:** Despite playing in only 13 games, posted 92 tackles. **1992:** Second consecutive season with more than 100 tackles with 103 stops (68 solos). **1991:** Returned fumble 85 yards for a touchdown in season opening win at Rams 9/1, the second longest fumble recovery in franchise history. **1990:** Led Cardinals with 61 solo tackles (96 total)...credited with a forced fumble and one and one-half quarterback sacks...season-best 11 tackles versus Washington 9/30. **1989:** Posted 91 tackles, one quarterback sack, and two deflected passes as a rookie...earned numerous all-rookie acclaim (UPI, *College and Pro Football Newsweekly*, *Pro Football Weekly*, and *Football Digest*)...started 14 games at middle linebacker, missing one contest due to injury and playing in reserve role in opener against Detroit 9/10.

College: First team all-Southeastern Conference selection as a senior...three year starter at linebacker...business economics major.

Personal: Two-time all-Houston and all-district linebacker and tight end at Ball High in Galveston...once had six quarterback sacks, three forced fumbles, and one touchdown pass recep-

tion...donates time and money to Thomas J. Pappas School for Homeless Children in Phoenix...single...resides in Phoenix, Az.

HILL'S NFL STATISTICS

Year	Team	G-S	Tackles			Sacks	Yds.	Int.Yds.	PD	FF	FR	
			Solo	Asst	Total							
1989	Phoenix.....	15-14	58	33	91	1.0	11.0	0	0.0	2	0	0
1990	Phoenix.....	16-16	61	35	96	1.5	7.5	0	0.0	1	0	1
1991	Phoenix.....	16-15	62	46	108	1.0	11.0	0	0.0	0	1	1
1992	Phoenix.....	16-16	68	35	103	0.0	0.0	0	0.0	3	1	2
1993	Phoenix.....	13-12	59	33	92	1.0	4.0	0	0.0	1	1	2
1994	Arizona	16-15	91	52	143	1.5	16.5	0	0.0	1	0	0
1995	Arizona	14-14	88	48	136	2.0	13.0	0	0.0	0	0	0
1996	Arizona	16-16	97	99	196	0.0	0.0	0	0.0	0	0	0
1997	Arizona	11-10	52	66	118	0.0	0.0	0	0.0	2	0	0
Total	133-128	636	447	1,083	8.0	63.0	0	0.0	10	3	6

Single Game Highs

Total Tackles - 8 vs. N.Y. Jets (9/30/90)

Solo - 6 vs. Washington (12/15/90)

Sacks - 2 vs. Atlanta (11/26/95)

Additional career statistics: Blocked field goals: 1990 (1), 1991 (3), 1994 (1); Special teams tackles: 1989 (10), 1990 (2), 1993 (1); Special teams forced fumbles: 1989 (1), 1990 (1).



89 MITCH JACOBY

TE

RAM FACTS

6-4
12/8/73
Northern Illinois
Fredonia H.S.
260
2nd Year
FA -- 1997
Saukville, Wi.

Games, Starts: 1997-14,2

Career- 14,2; **Consecutive-** 0,0

Signed through 1998

Age On Opening Day: 24

Mitch is the third Northern Illinois player to make the NFL in the last five years. The other former Huskies are Hollis Thomas (Philadelphia Eagles) and LaShon Johnson (N.Y. Giants).

Pro: One of four rookie free agents to make 1997 opening day roster...hard-working, hard-nosed player...good special teams player...signed with Rams 4/29/97 as undrafted free agent. **1997:** Played in 14 games with two starts at tight end and contributed on special

teams with 10 tackles...earned offensive service award and most productive special teams player honors by coaches...caught two passes for 10 yards...made first career start at Oakland 9/28 when Rams opened in double-tight end formation...caught

first NFL pass for 10 yards in third quarter.

College: Registered 50 career receptions for 591 yards and four touchdowns in 30 starts...earned third team all-Independent team honors as senior at Northern Illinois...second on team in receptions with 29 for 302 yards and three touchdowns...had season-high six catches vs. North Texas...earned second team all-Big West Conference honors as junior...caught nine passes for 183 yards and one touchdown...mechanical engineering major.

Personal: Born Mitchel Ray Jacoby in Port Washington, Wi...moved from TE to FB as high school senior at Fredonia Ozaukee High...made 17 catches for 290 yards and three touchdowns, ran for 770 yards and 11 touchdowns on 152 carries...Honorable Mention all-Central Lake Shore Conference...lettered in football, basketball and baseball...member of National Honor Society...married in offseason (Tara)...resides in Creve Coeur, Mo.

JACOBY'S NFL STATISTICS								
Year	Team	G-S	Receiving			Avg.	LG	TD
			No.	Yards				
1997	RAMS	14-2	2	10		5.0	10	0
Single Game Highs:								
Rec. - 1 (twice), Last vs. Carolina (11/23/97)								
Yards - 10 @ Oakland (9/28/97)								
LG - 10 @ Oakland (9/28/97)								
Additional career statistics: Special teams tackles: 1997 (10)								



22 BILLY JENKINS

S

RAM FACTS

5-10	205
7/8/74	2nd Year
Howard	FA -- 1997
Albuquerque H.S.	Albuquerque, N.M.
Games, Starts: 1997-16,2	
Career- 16,2; Consecutive- 16,2	
Signed through 1999	Age On Opening Day: 24

Billy was a member of two Black College National Championship teams at Howard University in Washington, D.C. The Bison won titles during Billy's freshman and senior seasons.

Pro: One of four rookie free agents to make opening day roster in 1997...one of biggest surprises of season...hard-hitting, hard-working, physical player...good special teams

player....signed with Rams 4/29/97 as undrafted free agent. **1997:** Played in 16 games with two starts at strong safety in place of injured Toby Wright and played on special teams...led rookies

with 24 tackles...led team with 23 special teams tackles...voted most outstanding special teams player by coaches...recorded career-high and Rams' season-high 17 tackles in first NFL start vs. Chicago (12/14)...tackle total was highest by Ram since Roman Phifer recorded 18 tackles vs. Jacksonville (10/26/96)...had streak of 10 consecutive games with at least one special teams tackle...had season-high and Rams team-high five special teams tackles at New Orleans (12/7).

College: Registered 221 tackles in three years at Howard University...earned first team All-Mid Eastern Athletic Conference honors as junior and sen-

ior...helped Bison win Black College National Championship as senior, registering team-high 77 tackles, two interceptions, six passes defended, three sacks and four forced fumbles...finished second on team in tackles with 77 as junior...also made 11 tackles for loss, three interceptions, two sacks, 12 passes defended and five blocked kicks, returning two for touchdowns...played running back as freshman, carrying five times for 42 yards...biology major.

Personal: Born Billy Jenkins in Los Angeles, Ca...all-state running back and linebacker for Albuquerque High Bulldogs...single...has son, Khalil...resides in St. Charles, Mo.

JENKINS NFL STATISTICS

Year	Team	G-S	Solo	Asst	Total	Sacks	Yds.	Int.	Yds.	PD	FF	FR
1997	RAMS16-2	13	11	24	0	0	0	0	0	0	0

Single Game Highs

Total Tackles -- 17 vs. Chicago (12/14/97)

Solo -- 9 vs. Chicago (12/14/97)

Additional career statistics: Special teams tackles: 1997 (23)



In his first season as a Ram, LB Mike Jones earned the Carl Ekern Spirit of the Game Award.



52 MIKE JONES

LB

RAM FACTS

6-1	240
4/15/69	8th Year
Missouri	UFA (Oak.) -- 1997
Southwest H.S.	Kansas City, Mo.

Games, Starts: 1997- 16, 16

Career- 111, 50; Consecutive- 16, 16

Signed through 2000

Age On Opening Day: 29

Now in its fourth year, the Michael Jones Foundation has provided free football camps in St. Louis, Kansas City, and Columbia, Mo. The camps target children of all ages to teach them the fundamentals of football and teamwork. Mike also started 52's Special Camp for physically and mentally challenged children and adults.

Pro: Athletic player...plays run and pass effectively...good blitzer...dependable veteran...signed with Rams 3/18 after spending six seasons with Oakland Raiders...developed into NFL caliber linebacker after playing in World League with Sacramento Surge in 1992 and moving from running back to linebacker...had streak of 95 games and 31 consecutive starts end on last game of 1996 season...originally joined Raiders as undrafted free agent in 1991. **1997:** Started in all 16 games at left outside linebacker recording 99 tackles, two sacks and 11 passes defended...played in team-high 1,045 of a possible 1,047 defensive plays on the season...earned defensive Ram attitude award from coaches...recorded season high and tied team leading 10 tackles in addition to one pass defended and two quarterback pressures at Washington 11/30...registered nine tackles, one sack and one tackle for a loss in his twelfth consecutive start of the season versus Carolina 11/23...posted team-high eight tackles and one pass defended, in addition to recording

300th career tackle in his 100th career game versus Oakland 9/28. **1996:** Started 15 games at linebacker...tied for team lead with 98 tackles...led Oakland linebackers with eight pass breakups...also recorded one quarterback sack. **1995:** Led Raiders with 101 tackles in first year as full-time starter...also forced one fumble and recovered two others...posted season-high 11 stops at Kansas City 9/17...returned fumble 52 yards for touch-down at New York Jets 10/1...named AFC Defensive Player Of Week after recording nine tackles, two pass breakups and interception vs. Seattle 10/8. **1994:** Played all 16 games, with one start...recorded 26 tackles and defended one pass...tied for third on team with 11 special teams tackles. **1993:** Appeared in all 16 games with two starts...used mostly in Raiders' nickel and dime defenses...ended season with 39 stops, including six against Minnesota...added six special teams tackles. **1992:** Earned World Bowl Championship Ring with Sacramento Surge in spring...defensive captain recorded 51 tackles and three quarterback sacks in seven

games...appeared in all 16 games for Raiders in fall...paced Oakland's special teams unit with 11. **1991:** Played in all 16 games, plus Wild Card play-off contest...ended season with 11 special teams tackles.

College: Played defense at Missouri, but finished collegiate career as four-year letterman at running back...led Tigers in scoring with 60 points on 10 touchdowns as senior...left Mizzou as school record holder for most catches by running back with 41 for 405

yards...played in Blue-Gray and Japan Bowls...history major.

Personal: Born Michael Anthony Jones in Kansas City, Mo...earned all-State honors for Indians of Southwest High in Kansas City...led basketball team in rebounding and averaged 19.1 points as senior...also lettered in track, setting school record in 400 and 1,600 meter teams...married (Leslie) with daughters Taelor, Moriah, and Ashley ...resides in University City, Mo.

JONES' NFL STATISTICS

Tackles

Year	Team	G-S	Solo	Asst	Total	Sacks	Yds.	Int.	Yds.	PD	FF	FR
1991	L.A. Raiders	16-0	2	1	3	0	0	0	0	0	0	0
1992	L.A. Raiders	16-0	4	0	4	0	0	0	0	0	0	0
1993	L.A. Raiders	16-2	39	4	43	0	0	0	0	0	0	0
1994	L.A. Raiders	16-1	23	3	26	0	0	0	0	1	0	0
1995	Oakland	16-16	84	17	101	0	0	1	23	2	1	2
1996	Oakland	16-15	82	16	98	1	11	0	0	7	0	0
1997	St. Louis	16-16	70	29	99	2	23	1	0	11	0	0
Total		111-50	306	70	376	3	34	2	23	21	1	2

POSTSEASON

Tackles

Year	Team	G-S	Solo	Asst	Total	Sacks	Yds.	Int.	Yds.	PD	FF	FR
1991	L.A. Raiders	1-0	0	0	0	0	0	0	0	0	0	0
1993	L.A. Raiders	1-0	7	11	18	1	0	0	0	1	0	0
Totals		1-0	0	0	0	0	0	0	0	1	0	0

Single Game Highs

Total Tackles - 11 @ Kansas City (9/17/95)

Playoffs - 13 @ Buffalo (1/15/94)

Sacks - 1 (Three times), Last vs. Carolina (11/23/97)

Playoffs - 1 @ Buffalo (1/15/94)

Int. - 1 (Twice), Last @ Carolina (12/20/97)

Playoffs - None

Additional career statistics: Special teams tackles: 1991 (12), 1992 (11), 1993 (6), 1994 (11), 1997 (2)

RETIRED JERSEYS

The Rams have officially retired two jerseys, No. 74 worn by 14-time Pro Bowl defensive tackle Merlin Olsen, and No. 78 worn by seven-time Pro Bowl offensive lineman Jackie Slater. In addition, the numbers of former Ram greats Bob Waterfield (7), Elroy Hirsch (40) and Jack Youngblood (85) are not issued.



59 MUADIANVITA KAZADI

LB

RAM FACTS

6-2	236
12/20/73	2nd Year
Tulsa	D6 --1997
Newton H.S.	Newton, Ks.

Games, Starts: 1997- 12, 0

Career- 12,0; **Consecutive-** 12,0

Signed through 1999

Age On Opening Day: 24

Born in Zaire, Africa, Muadianvita is from the same African region that produced Carolina Panthers' running back Tshimanga Biakabutuka.

Pro: Promising young linebacker...big hitter and run defender...forceful tackler...good special teamer...sixth-round pick (179th overall) in 1997 NFL Draft. **1997:** Kazadi appeared in 12 games on special teams...tied for third on the special teams unit with 13 tackles...registered season-high four special teams tackles at Washington 11/30...tied for team-high two special teams tackles vs. Chicago 12/14.

College: Earned all-America and all-Western Athletic Conference first-team honors by Poor Man's Guide to NFL Draft... led Tulsa in tackles each of last three seasons...showed tough-

ness by playing most of senior season with torn bicep in right arm...started last 32 games at Tulsa...ended collegiate career ranked fifth on school's career-list with 328 stops...sociology major.

Personal: Born Muadianvita Muchkaz Kazadi in Zaire Africa...(pronounced: Moo-wan-jav-VEE-tah MOOCH-kas ka-ZA-dee)...moved to Newton, KS, at age 8...three-sport letterman in football, basketball and track for Railroaders of Newton High ...nicknamed Kaz...spent two summers working as detention officer at Tulsa County Jail...single...resides in Manchester, Mo.

Career Statistics: Special Teams Tackles: 1997 (13).

BREAKING DOWN BARRIERS

In 1946, Woody Strode and Kenny Washington became the first African-Americans to play in the National Football League. The Rams signed Strode and Washington one year before Jackie Robinson broke the color barrier with the Brooklyn Dodgers.



88 EDDIE KENNISON

WR

RAM FACTS

6-0	195
1/20/73	3rd Year
Louisiana State	D1B--1996
Washington-Marion H.S.	Lake Charles, La.

Games, Starts: 1997- 14,9

Career- 29, 23; Consecutive- 8, 1

Signed through 2000

Age On Opening Day: 25

Eddie was honored with the in April Outstanding Young St. Louisian Award from the St. Louis Jaycees for his work in community.

Pro: Big-play threat as punt returner and receiver...possess rare deep speed and tremendous burst...outstanding creativity as receiver and return man...set team rookie records for most receptions in a season with 54 (51, Tom Fears, 1948) and most receiving yards in a game with 226 at Atlanta 12/15/96 (208, Jim Phillips, at Green Bay 11/16/58)...tied Todd Kinchen (1992) for team rookie record for most punt returns for touchdowns in a season with two...1996 recipient of Carroll Rosenbloom Memorial Award as Rams' rookie of the year...was first alternate to Pro Bowl as return specialist behind Carolina's Michael Bates...winner of 1997 NFL's Fastest Man Contest...second of two first-round draft picks by Rams (18th overall) in 1996 NFL Draft. **1997:** 25 receptions and tied for fourth with 404 yards...16.2 yards a catch average ranked second on team behind Keith Crawford's 21.1 average...led team in punt returns with 34 for 247 yards...missed two games (vs. Seattle 10/19, vs. Kansas City 10/26) with hamstring injury...led team in receptions and yards vs. New Orleans 8/31,

catching season-high four passes for 80 yards...caught three passes for season-high 90 yards vs. Atlanta 11/16, including season-long and team-long 76-yard reception before halftime that set up Tony Banks' 1-yard touchdown pass to Ernie Conwell...recorded season highs in punt returns (five), return yards (87) and long return (43) at New Orleans 12/7. **1996:** Pressed into starting lineup due to preseason injury to Alexander Wright...responded by grabbing 54 passes for 924 yards and nine touchdowns...finished second in the NFC and ranked third in the NFL in punt return average (14.6 per return)...among numerous awards, earned all-rookie team honors as receiver and punt returner from both *Pro Football Weekly* and *College and Pro Football Newsweekly*, and also all-pro second team punt returner by both *College and Pro Football Newsweekly* and *Football News*...named NFC Offensive Rookie of the Month (October), NFC Special Teams Player of the Week (11/10 vs. Atlanta) and NFC Offensive Player of the Week (12/15 at Atlanta)...led team in touchdowns with 11 (nine receiving, two punt returns) and sec-

ond on team in scoring with 66 points...second among NFL rookies in receiving yards behind New England's Terry Glenn...tied Miami's Karim Abdul-Jabbar for most points by an NFL rookie (66)...posted second-highest receiving yards in game in the NFC with 226 against Atlanta 12/15...posted two 100-yard games, led team in receptions four times and receiving yards five times...finished with team-high 1,801 all-purpose yards (receiving and returns)...became first Rams' player to score a touchdown by reception and punt return in the same game since Henry Ellard against Atlanta 10/22/84...named NFL Rookie of the Month in October after hauling in 20 receptions for 267 yards and two touchdowns and averaging league-high 20.3 yards per punt return...received game ball from coaches against Atlanta 11/10 after registering 183 total yards...first 100-yard receiving game of NFL career at Chicago 12/8...caught five passes for a Rams' rookie record 226 yards and three touchdowns at Atlanta 12/15...receiving total was the fifth highest in team history...first Rams' receiver to have three touchdown receptions since Ellard had three touchdowns against Indianapolis 9/17/89.

College: Caught 98 passes for 1,554 yards in three seasons at LSU...set

school record for punt returns with 947 yards...finished career with at least one reception in 31 consecutive games...ranked in the nation's top 10 in punt returns for three consecutive seasons...recipient of Percy E. Roberts award as team's most valuable offensive player as junior...six-time all-America selection in track...led LSU 4x100 meter relay team to 1994 outdoor championship...qualified for NCAA championships in 4x100, 4x200, 4x400 and 200 meters during track career...physical therapy major.

Personal: Born Eddie Joseph Kennison III in Lake Charles, La...earned Parade all-America honors at Washington-Marion High School in Lake Charles...grabbed 59 receptions for 1,205 yards and 23 touchdowns as junior...played six games as senior and registered 27 catches for 497 yards...first player in school history to have his number (#2) retired...ran track for two years...was honorary chairman for "Christmas in April" campaign in St. Louis in 1997 and 1998...raised more than \$13,000 with touchdown performance donation to benefit Catholic Community Services-Midtown in 1996...plans to be a physical therapist after football career...single...has son, Karrington Cristal...resides in Chesterfield, Mo.

KENNISON'S NFL STATISTICS

Year	Team	G-S	Receiving				Punt Returns					
			No.	Yards	Avg.	LG	TD	No.	Yards	Avg.	LG	TD
1996	Rams.....	15-14	54	924	17.1	77t	9	29	423	14.6	78t	2
1997	Rams.....	14-9	25	404	16.2	76	0	34	247	7.3	43	0
Totals	29-23	79	1,328	16.8	77t	9	63	670	10.6	78t	2

Kickoff Returns					
Year	No.	Yards	Avg.	LG	TD
1996	23	454	19.7	44	0
1997	1	14	14.0	7	0
Total	24	468	19.5	44	0

Single Game Highs

Rec. - 8 (twice), last time at Chicago (12/8/96)
 Yards - 226 at Atlanta (12/15/96)
 TD - 3 at Atlanta (12/15/96)
 P.R. - 5 (three times), Last time at New Orleans (12/7/97)
 Yds. - 128 at Arizona (9/29/96)
 LG - 78t vs. Atlanta (11/10/96)
 TD - 1 (twice), Last time vs. Atlanta (11/10/97)
 K.O.R. - 3 (three times), last time at Carolina (10/13/96)
 Yds. - 65 at Carolina (10/13/96)
 LG - 44 at Arizona (9/29/96)

Additional career statistics: Rushing: 1997 (3 for 13, 4.3 avg., 6 LG, 0 TD); Miscellaneous tackles: 1996 (3)



86 AARON LAING

TE

RAM FACTS

6-3	260
7/19/71	4th Year
New Mexico State	FA--1996
Sharpstown H.S.	Houston, Tx.
Games, Starts: 1997- 15, 5	
Career- 32, 13; Consecutive- 15, 1	
Signed through 1998	Age On Opening Day: 27

Aaron worked as an intern in the St. Louis Police Department during the offseason. He worked in the homicide division and on mobile reserve units.

Pro: Proven backup...productive blocker in two tight-end set....signed by Rams as free agent in 1996...did not play in 1995 after being released by Chargers...claimed on waivers by Rams 8/29/95 but released 8/31...fifth round draft choice (137th overall) by San Diego in 1994 NFL Draft. **1997:** Participated in 15 games for the Rams, starting five at tight end...caught five passes for 31 yards

and one touchdown...played at tight end at Oakland 9/28, caught one pass for three yards and one touchdown, first of his career...started at tight end in the two tight end formation versus Atlanta 11/16, caught one pass for four yards. **1996:** Played in 12 games with eight starts, including five at tight end and two at fullback...ended season with 13 receptions for 116 yards...started at tight end, but played

mostly at fullback vs. Atlanta 11/10...helped Rams record 279 rushing yards as lead blocker. **1994:** Played five games and started one as blocking tight end...inactive for three postseason games...played in first NFL game against Denver 9/4...made first career start against San Francisco 12/11.

College: First Team All-Big West selection as senior...finished third on team with career-high 32 receptions for 406 yards... transferred to New Mexico State from Lamar in Texas after Lamar dropped football...graduated with degree in crimi-

nal justice.

Personal: Born Aaron Matthew Laing in Houston, Tx...all-District and all-State honors as senior quarterback for Apollos of Sharpstown High...was Texas Top 50 selection by *Houston Chronicle* and high school Athlete of Year by Houston Chamber of Commerce...hosts annual softball classis to benefit St. Mary's Special Services...supporter of Special Olympics...lettered in football, basketball and track...married (Holly)...reside in Creve Coeur, Mo.

LAING'S NFL STATISTICS

Year	Team	G-S	Receiving		Avg.	LG	TD
			No.	Yards			
1994	San Diego	5-1	0	0	0.0	0	0
1996	St. Louis	12-8	13	116	8.9	22	0
1997	St. Louis	15-5	5	31	6.2	11	1
Total	32-14	18	147	8.2	22	1

Single Game Highs

Rec. -- 4 @ Chicago (12/8/96)

Yds. -- 35 @ Atlanta (12/15/96)

LG -- 22 @ San Francisco (9/8/96)

TD - 1 @ Oakland (9/28/97)

ST. LOUIS HISTORY LESSON

1873: Susan Blow, the daughter of a wealthy St. Louis industrialist, opened the first successful kindergarten school in the United States.

1874: Eads Bridge, the first bridge built over the Mississippi River out of St. Louis, was completed on July 4, 1874. The bridge was expected to represent the gateway to the "Future Great City of the World," and attracted the largest public celebration in St. Louis, a 14-mile long parade.

1876: Adolphus Busch introduced Budweiser beer to the local community and used his marketing skills to transform the local brew into "The King of Bottled Beers."

To get better control over its own taxes and city services, St. Louis City separated from St. Louis County in what was known as "The Gret Divorce" in 1876.

1904: St. Louis hosted the World' Fair at Forest Park and the Illrd Olympiad at Washington Washington. It attracted nearly 20 million people.

1927: Charles Lindburgh made the first trans-Atlantic flight from New York to Paris, aboard "The Spirit of St. Louis" on May 20.



31 AMP LEE

RB

RAM FACTS

5-11	200
10/1/71	7th Year (2nd w/Rams)
Florida St.	FA -- 1997
Chipley H.S.	Chipley, N.M.

Games, Starts: 1997-16,1

Career- 92,13; Consecutive- 58,0

Signed through 2000 Age On Opening Day: 26

Amp is a multi-talented athlete. In addition to football, Amp led the Chipley High basketball team to the state finals as a senior.

Pro: Multi-purpose player emerged as multiple threat for Rams...has excellent hands...very good route runner...one of most versatile athletes on team...earned Daniel F. Reeves Memorial Award as Rams' MVP in 1997...signed by Rams 8/4/97 as unrestricted free agent...quadruple threat as rusher, receiver, kick returner and punt returner...played with San Francisco 49ers (1992-93) and Minnesota Vikings (1994-96)...left Florida State after junior season...drafted by 49ers in second round (45th overall) of 1992 NFL Draft. **1997:** Set team records for most receptions by running back and most receiving yards by running back...led team in receptions (61) and yards (825), breaking team records set by Tom Moore in 1966...voted most outstanding offensive player by coaches...led team with three 100-yard receiving games...tied career high with 10 receptions for 109 yards at Oakland 9/28...reception total was highest by Ram in 1997 and tied by Isaac Bruce against Atlanta 11/2...caught five passes for 104 yards at Green Bay 11/9, including career-long 62 yard reception from Mark Rypien...caught six passes for season and career-high 128 yards and one touchdown at Washington

11/30...set team record for receptions by a RB in second quarter at Carolina 12/20. **1996:** Played in 16 games with three starts...most productive as receiver, catching 54 passes for 422 yards and two touchdowns. **1995:** Had career-high 1,079 combined yards...played in 16 games with three starts...rushed 69 times for career-high 371 yards (5.4 avg.) and two touchdowns...set career high with 71 receptions for 558 yards and one touchdown. **1994:** Played in 13 games in first season with Minnesota, rushing 29 times for 104 yards...caught 45 passes for 368 yards and two touchdowns. **1993:** Played in 15 games with three starts...rushed 72 times for 230 yards and one touchdown...caught 16 passes for 115 yards and two touchdowns. **1992:** Played in 16 games with three starts during rookie season...rushed career-high 91 times for 362 yards (4.0 avg.) and two touchdowns...caught 20 passes for 102 yards and two touchdowns...established career highs in kickoffs (14) and kickoff return yards (276).

College: Led Florida State in rushing during junior year with 977 yards and 11 touchdowns...All-South Independent pick as sophomore, rush-

ing for team-high 825 yards and 16 touchdowns...physical education major.

Personal: Born Anthonia Wayne Lee in Chipley, FL...earned *USA Today* honorable mention All-America and Class 2A all-state honors during sen-

ior year at Chipley High...rushed for more than 4,000 yards, scored 68 touchdowns and intercepted 25 passes in three seasons...excelled in basketball, leading his team to the state finals...married (Natalie)...couple resides in Chesterfield, Mo.

LEE'S NFL STATISTICS

Year	Team	G-S	Rushing					Receiving				
			No.	Yards	Avg.	LG	TD	No.	Yards	Avg.	LG	TD
1992	San Francisco16-3	91	362	4.0	43	2	20	102	5.1	17	2
1993	San Francisco15-3	72	230	3.2	13	1	16	115	7.2	22	2
1994	Minnesota13-0	29	104	3.6	16	0	45	368	8.2	35	2
1995	Minnesota16-3	69	371	5.4	66t	2	71	558	7.9	33	1
1996	Minnesota16-3	51	161	3.2	12	0	54	422	7.8	21	2
1997	St. Louis16-1	28	104	3.7	14	0	61	825	13.5	62	3
Totals	92-13	340	1,332	3.9	66t	5	267	2,390	8.9	62	12

Year	Team	No.	Yards	Avg.	LG	TD	Kickoff Returns				
							No.	Yards	Avg.	LG	TD
1992	San Francisco0	0	0.0	0	0	14	276	19.7	33	0
1993	San Francisco0	0	0.0	0	0	10	160	16.0	28	0
1994	Minnesota0	0	0.0	0	0	3	42	14.0	26	0
1995	Minnesota5	50	10.0	17	0	5	100	20.0	24	0
1996	Minnesota10	84	8.4	18	0	5	85	17.0	23	0
1997	St. Louis0	0	0.0	0	0	4	71	17.8	19	0
Totals	15	134	8.9	18	0	41	734	17.9	33	0

POSTSEASON

Year	Team	G-S	Rushing					Receiving				
			No.	Yards	Avg.	LG	TD	No.	Yards	Avg.	LG	TD
1992	San Francisco1-0	1	6	6.0	6	0	0	0	0.0	0	0
1993	San Francisco2-0	1	5	5.0	5	0	2	15	7.5	10	0
1994	Minnesota1-0	0	0	0.0	0	0	11	159	14.5	38	1
1996	Minnesota1-0	7	26	3.7	8	0	2	59	29.5	43	0
Totals	5-0	9	37	4.1	8	0	15	233	15.5	43	1

Single Game Highs

Car. - 23 @ Minnesota (12/13/92) P.R. - 4 vs. Green Bay (10/22/95)
 Playoffs - 7 @ Dallas (12/28/96) Playoffs - None
 Yds. - 134 @ Minnesota (12/13/92) K.O.R. - 3 vs. Buffalo (9/13/92)
 Playoffs - 26 @ Dallas (12/28/96) Playoffs - None
 LG - 66t vs. Tampa Bay (12/3/95) Long punt return - 18 @ Chicago (9/15/96)
 Playoffs - 8 @ Dallas (12/28/96) Playoffs - None
 TD - 1 (five times), Last time vs. Tampa Bay (12/3/95) Long KO - 33 @ New Orleans (9/27/92)
 Playoffs - None Playoffs - None
 Rec. - 10 (twice), Last @ Oakland (9/28/97)
 Playoffs - 11 vs. Chicago (1/1/95)
 Yds. - 128 @ Washington (11/30/97)
 Playoffs - 159 vs. Chicago (1/1/95)
 LG - 62 @ Green Bay (11/9/97)
 Playoffs - 43 @ Dallas (12/28/96)
 TD - 1 (12 times), Last time @ Washington (11/30/97)
 Playoffs - 1 vs. Chicago (1/1/95)

Additional career statistics: Fumble recoveries: 1992 (1); Special teams tackles: 1992 (2), 1993 (5).



41 TODD LYGHT

CB

RAM FACTS

6-0	190
2/9/69	8th Year
Notre Dame	D1 -- 1991
Luke M. Powers H.S.	Flint, Mi.

Games, Starts: 1997- 16, 16

Career- 97, 93; Consecutive- 64, 64

Signed through 1999

Age On Opening Day: 29

Todd established a \$20,000 trust fund to provide tuition for deserving minority students at his alma mater, Powers Catholic High, in Flint, Mi.

Pro: One of the best corners in the league...fluid athlete...outstanding man-to-man cover skills...enters 1998 season with longest starting streak on team at 64 consecutive games...Rams' first-round selection (5th overall) in 1991 NFL Draft. **1997:** Started all 16 games at cornerback and participated on special teams...finished third on team in tackles with 107 and second in passes defended with 23, along with four interceptions, one sack, two forced fumbles and two fumble recoveries...only Rams' defensive player to start 16 games for fourth consecutive season...recorded 13 tackles vs. Seattle 10/19, which tied career high set 9/29/96 at Arizona...tied career high with 13 tackles for second time vs. Atlanta 11/16...made seven tackles, first career sack, one interception, three passes defended, one forced fumble, and one fumble recovery at New Orleans 12/7. **1996:** Established career-highs in tackles (105), interceptions (5) and pass breakups (19)...ranked fourth on club in tackles, second in interceptions and first in pass breakups...added 10 special teams tackles...notched single-game

career-highs in solo (12) and total (13) tackles at Arizona 9/29...scored third career touchdown with 25-yard interception return at Baltimore 10/27...made game-saving tackle on Willie Jackson at Rams' five-yard line vs. Jacksonville 10/20. **1995:** Started 16 games at left cornerback...finished second on team with career-high four interceptions...received defensive game ball from coaches after recording seven tackles, including three for loss against Atlanta 10/12...received defensive game ball after posting seven tackles, two passes defended, and one interception for game-winning 29-yard touchdown against New Orleans 9/10...received game ball from coaches for special teams play against Carolina 9/17...recorded interception in back-to-back games for first time in career against New Orleans 9/10 and Carolina 9/17. **1994:** Made most of first injury-free season...fourth on team with 84 tackles (72 solo)...led team with 14 passes defended...scored Rams' first touchdown of season with 74-yard fumble return in first quarter against Arizona 9/4...first career touchdown and second longest fumble

ble return in Ram history...moved from left to right corner for injured Steve Israel 9/18 versus San Francisco...received defensive game ball against Denver 11/6 for outstanding coverage on Anthony Miller. **1993:** Tied for team lead with two interceptions...suffered knee injury in pregame drills against Washington 11/21...placed on injured reserve 11/23...led team with career-high 10 total tackles and interception versus Detroit 10/24. **1992:** Missed four games after dislocating shoulder versus Miami 9/20 ...NFC Defensive Player of Week after posting nine tackles and two interceptions against New England 9/13. **1991:** Started last eight games of season at left cornerback after battling several early season injuries...registered season-high eight stops against Atlanta 12/8...first career interception against San Francisco (Steve Bono) 11/25...made first career start against New Orleans 11/3.

College: Finished career with 161 total tackles and 11 interceptions for 55 yards....intercepted eight passes (two shy of school record) as junior and registered 47 total tackles (27 solo).

Personal: Todd William Lyght was born in Kwajalein, Marshall Islands...attended Luke Powers Catholic High in Flint, Mi...lettered twice as wide receiver and defensive back...served as team captain senior year...caught 38 passes for 877 yards with nine touchdowns and intercepted 19 passes as senior...ranked as third best player in state by Detroit News...lettered three times in track and field...established series of scholarships at St. Mary's Elementary (Alexandria, Va.), L.M. Powers Catholic High, and Notre Dame...in 1995, donated \$50,000 to United Negro College Fund as part of NFL's Golden Circle...father, William, is deputy chief of police in Savannah, Ga., and retired Army Lt. Colonel...single...resides in Tustin, Ca.

LYGHTS' NFL STATISTICS

Year	Team	G-S	Tackles			Sacks	Yds.	Int.	Yds.	PD	FF	FR
			Solo	Asst	Total							
1991	RAMS	12-8	37	0	37	0.0	0.0	1	0	3	0	1
1992	RAMS	12-12	59	6	65	0.0	0.0	3	80	14	0	0
1993	RAMS	9-9	39	5	44	0.0	0.0	2	0	9	0	1
1994	RAMS	16-16	72	12	84	0.0	0.0	1	14	14	0	1
1995	RAMS	16-16	63	18	81	0.0	0.0	4	34	10	1	0
1996	RAMS	16-16	67	38	105	0.0	0.0	5	43	19	0	0
1997	RAMS	16-16	76	31	107	1.0	7.0	4	25	23	2	2
Total	RAMS	97-93	413	110	523	1.0	7.0	20	196	92	3	5

Single Game Highs

Total Tackles - 13 (three times) Last vs. Atlanta (11/16/97)

Solo - 13 @ Arizona (9/29/96)

Int. - 2 vs. New England (9/13/92)

Sacks - 1 @ New Orleans (12/7/97)

TDs - 1 (three times), Last time on 25-yard interception return @ Baltimore (10/27/96)

Additional career statistics: Special teams tackles: 1991 (2), 1992 (1), 1993 (1), 1996 (10), 1997 (7)



35 KEITH LYLE

S

RAM FACTS

6-2	210
4/17/72	5th Year
Virginia	D3A -- 1994
George C. Marshall H.S.	Falls Church, Va.

Games, Starts: 1997- 16, 16

Career- 64, 48; **Consecutive-** 64, 48

Signed through 2001

Age On Opening Day: 26

Keith hosted a Bowl-a-RAM-a fundraiser in April, 1998 to benefit the Epilepsy Foundation of St. Louis.

Pro: Quarterback of the secondary... big play making ability from game to game...always around the ball...22 pass thefts in four-year NFL career...has more interceptions in the last three seasons than any other defender in the NFL...posted at least 100 tackles in last three seasons since becoming a full-time starter in 1995...the Rams owned 5-1 record in 1997 in games when Lyle had interception...has played in every game of NFL career...first of three third-round selections (71st overall) in 1994 NFL Draft. **1997:** Started all 16 games at free safety and participated on special teams...finished second on team in interceptions (eight) and tackles (114) and third in passes defended (13) in addition to recording two sacks and one forced fumble...interceptions placed second in the NFL, tied with Nate McMillian of Kansas City and Darryl Williams of Seattle...was most outstanding defensive player as selected by coaches...had season-high two interceptions, five tackles and two passes defended vs. New Orleans 8/31...registered seven tackles and one sack while recording 300th career tackle at Atlanta 11/2...team high eight tackles, and tied season-best with two interceptions at Carolina 12/20. **1996:** Led NFC and tied with

Denver's Tyrone Braxton for NFL lead with nine interceptions...led league in interception return yards with 152...nine thefts were most by Ram since 1976 when Monte Jackson led league with 10...defensed 13 passes and became first Rams' defensive back since Nolan Cromwell (1980-81) to record 100 tackles in consecutive seasons by ending season with career-high 118 tackles to lead Rams defensive backs and rank third on club...first multi-interception game of NFL career in Jacksonville 10/19...named NFC Defensive Player of the Month for October...posted career-high 16 tackles at Pittsburgh 11/3...became first Ram to record three interceptions in one game since Pat Thomas in 1979 when he picked off three Bobby Hebert passes, including one on last play of game to preserve Rams' victory over Atlanta 12/15. **1995:** Ended season ranked third on team with career-high 101 tackles and tied for third on club with three interceptions...intercepted first pass of season in first NFL start in Rams' season opening win at Green Bay 9/3...sealed Rams' victory with four-yard run on fake punt with 2:27 left to play vs. New Orleans 9/10...recorded career-high 12 solo tackles at New Orleans 11/6. **1994:**

Named to 1994 All-Rookie Team by *Pro Football Weekly*...played in 16 games...impact player on special teams coverage and nickel defense...tied for second on club with two interceptions...ended season with 15 tackles and six passes defended...tied for third on club with 10 special teams tackles...recorded first NFL career interception, stopping a Cardinal drive in fourth quarter in Rams' 14-12 victory vs. Arizona 9/4...recorded second career interception at Kansas City to halt Chief drive with three minutes left in Rams' 16-0 victory 9/25.

College:...Finished four-year career at Virginia with 196 total tackles, 19 passes defended and 15 interceptions...earned all-Atlantic Coast Conference honors as senior with career-best five interceptions and 63

total tackles (43 solo)...posted career-high 17 total stops and two interceptions versus Virginia Tech as junior...graduated with degree in psychology.

Personal: Born Keith Allen Lyle in Washington, D.C...transferred to George C. Marshall High in Falls Church, Va., from Mendon High in New York following freshman year...two-year starter at quarterback and defensive back...also ran track (400 meters), played basketball (23-pt. avg.), and baseball (CF and P)...captain of Rams Reader Team literacy program...1998 Rams; United Way Spokesman...father, Gary, played with Chicago Bears from 1968-74...has held jobs as lifeguard and as intern at Xerox...single...spends offseason in St. Louis and Tampa.

LYLES' NFL STATISTICS

Year	Team	G-S	Tackles			Sacks	Yds.	Int.	Yds.	PD	FF	FR
			Solo	Asst	Total							
1994	RAMS16-0	13	2	15	0.0	0.0	2	1	6	0	0
1995	RAMS16-16	71	30	101	0.0	0.0	3	42	7	1	0
1996	RAMS16-16	68	50	118	0.0	0.0	9	152	13	0	0
1997	RAMS16-16	69	45	114	2.0	14.0	8	102	13	1	0
Total	64-48	221	127	348	2.0	14.0	22	297	39	2	0

Single Game Highs

Total Tackles - 16 @ Pittsburgh (11/2/96)

Solo - 12@ New Orleans (11/5/95)

Int. - 3 @ Atlanta (12/3/96)

LG - 68 vs. Jacksonville (10/20/96)

Additional career statistics: Special teams tackles: 1994 (10), 1995 (2), 1997 (7); Rushing: 1995 (1 for 4 yards, 4.0 avg., 4 LG, 0 TD), 1996 (3 for 39 yards, 13.0 avg.LG 20, 0 TD).

INTERCEPTION

In 1997, CB Ryan McNeil led the NFL with nine interceptions. It marked the second consecutive season that a Ram led the league in interceptions. S Keith Lyle also nabbed nine interceptions in 1996.



98 CHRIS MAUMALANGA

DT

RAM FACTS

6-3
12/15/71
Kansas
Bishop Montgomery H.S. Torrance, Ca.

300
3rd Year (1st w/Rams)
FA -- 1997

Games, Starts: 1997-0,0
Career-14,0; Consecutive- 0,0
Signed through 1998

Age On Opening Day: 26

Chris is dedicated to developing an anti-gang program in St. Louis. A gang member while growing up in the Los Angeles area, Chris wants to guide youngsters away from growing up in the same situation.

Pro: Tough, inside player...good run stopper...physical, tenacious competitor...signed by Rams 12/15/97...on roster of Kansas City, Chicago and Rams in 1997...did not play in 1996 after being released by Arizona in preseason...played with Cardinals (1995 and part of 1996) and New York Giants (1994)...fourth-round pick (128th overall) by N.Y. Giants in 1994 NFL Draft. **1997:** Was inactive for Rams' final game at Carolina...signed by Chicago after being released by Kansas City in pre-season...was inactive in three of four games and did not play in the other. **1996:** On roster for five weeks before being released 10/1. **1995:** Played in seven games for Cardinals, primarily on special teams...recorded two tackles, both in final regular season game vs. Dallas (12/25). **1994:** Played in seven games for Giants...career-high five tackles and forced fumble vs. Dallas (11/7).

College: Two-year starter and four-year letterwinner at Kansas...finished collegiate career with 166 tackles, 12.5 sacks, 20 tackles for loss and 45 quarterback pressures...first team All-Big Eight pick as senior...collected 74 tackles, five sacks, 17 quarterback pressures, three forced fumbles and one fumble recovery...played with future NFL players Gilbert Brown (Green Bay) and Dana Stubblefield (Washington) as junior...played for Hawaiian Squad in Hula Bowl following senior year since both his parents are from island of Tonga...socialogy major.

Personal: Born Christian Netane Maumalanga in Redwood City, Ca...was first team prep all-state selection and league defensive MVP as senior at Bishop Montgomery High in Hawthorne, Ca...single...resides in Kansas City, Mo.

MAUMALANGA'S NFL STATISTICS

Year	Team	G-S	Tackles			Total	Sacks	Yds.	Int.	Yds.	PD	FF	FR
			Solo	Asst	Total								
1994	N.Y. Giants	7-0	6	1	7	0	0	0	0	1	1	0	
1995	Arizona	7-0	1	1	2	0	0	0	0	0	0	0	
1996	Arizona	1-0	0	0	0	0	0	0	0	0	0	0	
1997	Chicago-St. Louis	0-0	0	0	0	0	0	0	0	0	0	0	
Totals		15-0	7	2	9	0	0	0	0	1	1	0	

Single Game Highs

Total tackles - 5 @ Dallas (11/7/94)
Solo - 5 @ Dallas (11/7/94)



23 GERALD McBURROWS

S

RAM FACTS

5-11	205
10/7/73	4th Year
Kansas	D7A -- 1995
King H.S.	Detroit, Mi.
Games, Starts: 1997- 8, 3	
Career- 38, 13; Consecutive- 0, 0	
Signed through 1998	Age On Opening Day: 24

Gerald is one of two seventh round Rams selections from the 1995 NFL Draft who are still on the team. The other is WR J.T. Thomas.

Pro: Physical run defender...smart, savvy coverage man...dependable player on defense and special teams...Rams' seventh round selection (214th overall) in 1995 NFL Draft. **1997:** Played in eight games, starting first three vs. New Orleans 8/31, vs. San Francisco 9/7, at Denver 9/14 in place of injured Toby Wright...registered 24 tackles and one forced fumble...placed on injured reserve 10/29 with knee injury suffered vs. Kansas City 10/26...season-high eight tackles at Denver 9/14. **1996:** Played in 16 games and started seven...registered career-high 70 tackles, one interception and five passes defended...made five special teams tackles. **1995:** Played in 14 games and started three as extra defensive back...led reserves on defense with 32 tackles...team leader in special teams tackles with 25...led special teams in tackles five times.

College: Three-year starter at Kansas...played corner first three seasons before moving to strong safety prior to senior season...started 34 consecutive games for Jayhawks...ended collegiate career ranked fourth all-time with 232 tackles (161 solo), including five for losses...recorded three interceptions, 22 pass breakups, and forced four fumbles...finished senior season with career-high 74 tackles and played in Blue-Gray All-Star game...social welfare major.

Personal: Born Gerald Lance McBurrows in Detroit, Mi...lettered in football and track at Martin Luther King High in Detroit...earned all-league honors as senior...led team with 77 tackles...qualified for honors math program...single...resides in St. Charles, Mo.

McBURROWS' NFL STATISTICS

Tackles

Year	Team	G-S	Solo	Asst	Total	Sacks	Yds.	Int.	Yds.	PD	FF	FR
1995	RAMS	14-3	26	6	32	1.0	6.0	0	0	5	0	0
1996	RAMS	16-7	48	22	70	0.0	0.0	1	3	5	0	0
1997	RAMS	8-3	16	8	24	0.0	0.0	0	0	0	1	0
Total		38-13	90	36	126	1.0	6.0	1	3	10	1	0

Single Game Highs:

Total Tackles - 12 (twice) Last time vs. Atlanta (11/10/96)

Solo - 9 @ Pittsburgh (11/3/96)

Int - 1 vs. Jacksonville (10/20/96)

Additional career statistics: Special teams tackles: 1995 (25), 1996 (5), 1997 (1)



21 DEXTER McCLEON

CB

RAM FACTS

5-10	195
10/9/73	2nd Year
Clemson	D2-1997
Meridian H.S.	Meridian, Ms.
Games, Starts:1997- 16, 1	
Career- 16, 1; Consecutive-16, 1	
Signed through 1999	Age On Opening Day: 24

Dexter was not only a talented football player coming out of Meridian High, but on the diamond as well. Dexter was a 13th round draft pick of the Minnesota Twins' organization but opted to go to college. Five years later, Dexter was drafted again, this time by the Rams.

Pro: Young, intelligent player with outstanding potential...quick with excellent feet...natural coverage instincts...Rams' second round selection (40th overall) in 1997 NFL Draft...pick acquired in draft day trade with Chicago. **1997:** Played in 16 games, primarily on special teams, with one start...recorded 15 tackles, one sack, one interception and two passes defended...made first NFL start vs. Seattle 10/19 when Seahawks opened in four wide-receiver formation...recorded first career sack on Pro Bowl quarterback Warren Moon in first quarter...made first NFL interception at Washington (11/30), picking off Gus Frerotte pass in second quarter.

College: Four-year letterman in football and two-year letterman in baseball...started every game during junior and senior seasons...recorded 140

career tackles and nine career interceptions...earned first team all-Atlantic Coast Conference honors as senior...played four positions (quarterback, cornerback, free safety and return specialist) as freshman...only QB in nation to rank in the Top 15 in punt returns (12.0) average...graduated with degree in management.

Personal: Born Dexter Keith McCleon in Meridian, Ms...consensus all-America selection and Super Prep Dixie Player of the Year at Meridian High...rated as one of nation's top three option quarterbacks by *Prep Football Report*, passing for more than 1,200 yards with 10 touchdowns and rushing for more than 500 yards with 12 TD's as a senior for the Meridian Wildcats...all-state choice in baseball, batting .395 with 11 home runs and 56 RBI...single...resides in Fort Myers, FL.

McCLEON'S NFL STATISTICS

Year	Team	G-S	Tackles			Sacks	Yds.	Int.	Yds.	PD	FF	FR
			Solo	Asst	Total							
1997	RAMS	16-1	12	3	15	1.0	10.0	1	0.0	2	0	0

Single Game Highs:

Total Tackles -- 3 vs. Seattle (10/19/97)
 Solo Tackles -- 3 vs. Seattle (10/19/97)
 Sacks -- 1 vs. Seattle (10/19/97)
 Interceptions -- 1 @ Washington (11/30/97)

Additional career statistics: Special teams tackles: 1997 (2)



47 RYAN McNEIL

CB

RAM FACTS

6-2	192
10/4/70	6th Year (2nd w/ Rams)
Miami	UFA (Det.) -- 1997
Westwood H.S.	Fort Pierce, Fl.

Games, Starts: 1997- 16, 16

Career- 78, 63; **Consecutive-** 55, 54

Signed through

Age On Opening Day: 27

Ryan hosted a youth football camp and golf tournament in Nassau, Bahamas during the off-season, benefiting the Sickle Cell Research Fund of Boston University.

Pro: Excellent ball reaction skills...matches up with big physical receivers...good leaping ability...has started every game the past two seasons at left cornerback and 54 of last 55 games...signed with Rams as unrestricted free agent 7/7/97 after four seasons with Detroit Lions...Lions' second-round pick (33rd overall) in 1993 NFL Draft. **1997:** Started all 16 games at cornerback...set career highs in interceptions (nine) and passes defended (24) for second straight season...led team and NFL with nine interceptions while recording 78 tackles...tied for fifth highest single-season interception total in team history (George Simms, 1949, Don Burroughs, 1955, and Keith Lyle, 1996)...voted most improved player on defense by coaches...had two tackles, two interceptions (first two interception game of career) and three passes defended versus San Francisco 9/7...had fourth interception in as many games at Oakland 9/28...returned interception 75 yards for touchdown at San Francisco 10/12...set career-high and led league in interceptions with six in as many

games versus Seattle 10/19...made ninth interception in home finale vs. Chicago 12/14. **1996:** One of only two Detroit defenders to start every game...had personal highs in tackles (96), interceptions (5), passes defended (14) and fumbles forced and recovered (2)...team-high interception total came in six-game stretch midway through the season. **1995:** Started all 16 games for first time in career and Lions' playoff game at Philadelphia...recorded 86 tackles with 13 pass breakups. **1994:** Emerged from training camp as starter...played in 14 games, starting 13...recorded 58 tackles, seven pass breakups and one interception...broke bone in left hand early in training camp and missed first two preseason games...missed two games (at N.Y. Giants 10/30 and Green Bay 11/6) with left ankle injury...returned to play final seven games, starting last six...had career-high 12 tackles vs. Minnesota 12/17. **1993:** Played in mostly nickel and dime situations...made 36 tackles, two interceptions and two passes defended...made first career intercep-

tion at New England (Drew Bledsoe) 9/12...made first NFL start vs. Tampa Bay 11/7.

College: Earned consensus all-America and all-Big East Conference first team selection by Associated Press, *Football News*, and Kodak...finalist for Jim Thorpe Award given to top collegiate defensive back...recorded 34 tackles, two interceptions and 10 pass deflections...first-team All-Big East honors as junior...deflected 17 passes and had five interceptions...teammate of Rams' running back Derrick

Harris...graduated with degree in psychology.

Personal: Born Ryan Darrell McNeil in Fort Pierce, Fl...was team captain at Westwood High, two-time Offensive Player of the Year and All-Area first team selection by Fort Pierce *News Tribune*...also lettered in basketball, tennis and track...won district title in long jump, triple jump, 200-meter dash and 400-meter dash...regional triple jump champion...attended Florida American Legion State Conference...member of Dean's List all four years in high school...single...resides in Miami, Fl.

McNEIL'S NFL STATISTICS

Tackles

Year	Team	G-S	Solo	Asst	Total	Sacks	Yds.	Int.	Yds.	PD	FF	FR
1993	Detroit	16-2	32	4	36	0	0.0	2	19	3	0	0
1994	Detroit	14-13	51	7	58	0	0.0	1	14	7	0	0
1995	Detroit	16-16	69	17	86	0	0.0	2	26	13	0	0
1996	Detroit	16-16	78	18	96	0	0.0	5	18	14	2	2
1997	St. Louis	16-16	63	15	78	0	0.0	9	127	24	0	0
Totals		78-63	293	61	354	0	0.0	20	205	61	2	2

POSTSEASON

Year	Team	G-S	Solo	Asst	Total	Sacks	Yds.	Int.	Yds.	PD	FF	FR
1995	Detroit	1-1	7	0	7	0	0.0	0	0	2	0	0

Single Game Highs:

Total Tackles - 12 vs. Minnesota (12/17/94)
Playoffs - 7 @ Philadelphia (12/30/95)

Int. - 2 vs. San Francisco (9/7/97)
Playoffs - None

Int. Return - 75t @ San Francisco (10/12/97)
Playoffs - None

Additional career statistics: Special teams tackles: 1993 (3), 1994 (2); Special teams fumble recoveries: 1997 (1); Special teams blocked field goal recoveries: 1997 (1).





73 FRED MILLER

T

RAM FACTS

6-7	315
2/6/73	3rd Year
Baylor	D5 -- 1996
Eisenhower H.S.	Houston, Tx.

Games, Starts: 1997- 15, 7

Career- 29, 7; Consecutive- 3, 0

Signed through 1998

Age On Opening Day: 25

Fred is another of the interchangeable parts on the Rams' offensive line. He can play either tackle positions, as he did in college, or play guard. Wayne Gandy, Zach Wiegert and Ryan Tucker all can all play multiple positions.

Pro: Another versatile lineman who can play either guard or tackle...long arms give him additional leverage in pass protection...possesses good quickness...Rams' fifth-round selection (141st overall) of 1996 NFL draft. **1997:** The "Mr. Dependable" of offensive line...earned 12th Man Offense Award from coaches...played 15 games with seven starts at right tackle...started games 1-4 (vs. New Orleans 8/31, vs. San Francisco 9/7, at Denver 9/14, vs. N.Y. Giants 9/21) at right tackle before moving out of starting lineup when Wayne Gandy moved to RT as Orlando Pace moved into starting lineup at left tackle...started games 10-12 (at Green Bay 11/9, vs. Atlanta 11/16, vs. Carolina 11/23) when Pace was out of starting lineup with knee injury...made first NFL start vs. New Orleans 8/31...limited Reggie White

to two tackles and no sacks at Green Bay 11/9. **1996:** Played in 14 games as multi-purpose offensive lineman...handled short snaps on field goals...played both tackle positions...played first NFL game on special teams in Game 3 against Washington.

College: Started 41 of possible 44 collegiate games...two-time all-Southwest Conference selection...graduated with degree in sociology.

Personal: Born Fred Miller, Jr., in Houston, Tx...lettered in football for Eagles of Eisenhower High in Houston...actively involved with Fellowship of Christian Athletes in St. Louis...married (Kim)...couple resides in Creve Coeur, Mo.

Games Played, Starts:1996 (14-0), 1997 (15-7) Total 29-7

TITLE TEAM

From 1973-79, the Rams controlled the NFC West, winning seven straight division titles. No other team in the NFL has ever won as many consecutive division titles.



44 JERALD MOORE

RB

RAM FACTS

5-9 225
 11/20/74 3rd Year
 Oklahoma D3 -- 1996
 Jack Yates H.S. Houston, Tx.

Games, Starts: 1997- 9, 5
 Career- 20, 9; Consecutive- 9, 5
 Signed through 1998 Age On Opening Day: 23

Jerald is the latest NFL product of Jack Yates High School in Houston. Other NFL players who went to Jack Yates include RB Johnny Bailey, DE Dexter Manley, CB Elvis Patterson and LB John Roper.

Pro: Runs tough and strong...low center of gravity makes him tough to bring down...powerful leg drive...hard running back with deceptive speed...Rams third-round selection in 1996 NFL Draft (83rd overall).

1997: Played in nine games with five starts at running back while emerging as starter the last five games...missed final preseason game and first seven games of season with broken bone in left elbow suffered at Dallas 8/15...made first start of season at Washington 11/30...had 22 carries for 92 yards and first NFL touchdown...set career high with 27 carries for 113 yards in season finale at Carolina 12/20. **1996:** Appeared in 11 games with four starts at fullback...saw limited action due to injuries...ended season with 32 yards on 11 carries...caught three passes for 13 yards...first career start at fullback at Baltimore 10/27.

College: Halfback and fullback at Oklahoma...tied with Buck McPhail (1950-52) for 17th on school's career rushing list with 1,895 yards...averaged 5.5 yards a carry and scored 22 rushing touchdowns...caught 35 passes for 405 yards with two touchdowns...entered draft after junior season...University Studies major.

Personal: Born Jerald Christopher Moore in Houston, Tx...lettered in football for the Lions of Jack Yates High in Houston...earned All-Greater Houston Most Valuable Player honors as senior...registered 2,594 yards as seniorwas 1992 Texas Class 5A player of year and became the all-time career leading rusher with 4,948 yards and 69 touchdowns for the Greater Houston High School area...single...resides in Chesterfield, Mo.

MOORE'S NFL STATISTICS

Year	Team	G-S	Rushing					Receiving				
			No.	Yards	Avg.	LG	TD	No.	Yards	Avg.	LG	TD
1996	RAMS	11-4	11	32	2.9	14	0	3	13	4.3	7	0
1997	RAMS	9-5	104	380	3.7	26	3	8	69	8.6	19	0
Total		20-9	115	412	3.6	26	3	11	82	7.5	19	0

Single Game Highs:

Car. - 27 @ Carolina (12/20/97)

Yds. - 113 @ Carolina (12/20/97)

LG - 26 @ Carolina (12/20/97)

TD - 1 (three times), Last time vs. Chicago (12/14/97)

Rec. - 4 @ Green Bay (11/9/97)

Yds. - 38 @ Green Bay (11/9/97)

LG - 19 vs. Chicago (12/14/97)

Additional career statistics: Fumble recoveries: 1997 (2); Special teams tackles: 1996 (2)



76 ORLANDO PACE

T

RAM FACTS

6-7	320
11/4/75	2nd Year
Ohio State	D1 – 1997
Sandusky H.S.	Sandusky, Oh.

Games, Starts: 1997- 13, 9

Career- 13,9; Consecutive- 13,9

Signed through 2003

Age On Opening Day: 22

Orlando was the spokesperson for the "Safe and Warm" fund-raising project of Our Little Haven, a not-for-profit residential facility in St. Louis that cares for babies and young children (0-5) years who have been exposed to drugs, abused or neglected, or HIV-impacted.

Pro: Rare combination of size, strength and athleticism...has the potential to be one of the best linemen in league...first overall pick in 1997 NFL Draft...St. Louis acquired pick from New York Jets in exchange for Rams' first- (6th overall), third- (67), fourth- (102) and seventh- (207) round draft picks...fourth first overall pick by Rams in club history...last was QB Terry Baker in 1963...Rams' highest pick since RB Eric Dickerson was chosen second overall in 1983...first offensive lineman chosen first overall in 30 years...last was Ron Yary in 1968. **1997:** Played in 13 games with nine starts at left tackle...played in every offensive snap in each of his nine starts...missed games 10-12 (at Green Bay 11/9, vs. Atlanta 11/16, vs. Carolina 11/23) with knee injury...made first start of NFL career at Oakland 9/28.

College: Most dominant lineman in college football...consensus all-America 1995 and 1996...made history in 1996 by becoming first player to

win two consecutive Lombardi Awards, given to outstanding collegiate lineman...also won Outland Trophy, given to nation's top interior lineman...fourth in Heisman Trophy voting...broke into Buckeyes' starting lineup freshman year and went on to start 33 consecutive games for three years before passing up senior season to enter NFL Draft...did not allow quarterback sack in last two seasons... business major.

Personal: Born Orlando Lamar Pace in Sandusky, Oh...two-sport athlete for Blue Streaks at Sandusky High...named to *Parade* Magazine all-America team as offensive lineman and *USA Today* all-America as defensive lineman...added all-Ohio second-team honors as junior...also lettered as center on basketball team...lists Buskeyes' 1997 Rose Bowl victory over Arizona State as most memorable experience in college...single...resides in Chesterfield, Mo.

Games Played, Starts:1997 (13-9)



58 ROMAN PHIFER

LB

RAM FACTS

6-2	240
3/5/68	8th Year
UCLA	D2 -- 1991
S. Mecklenburg H.S.	Pineville, N.C.
Games, Starts: 1997- 16, 15	
Career- 106, 96; Consecutive- 16, 15	
Signed through 1998	Age On Opening Day: 30

Roman continues to train in the offseason with defensive backs and safeties to increase his speed and flexibility. He works out with Carlton Gray (Colts), Eric Turner (Raiders) and Damion Lyons (CFL) to improve his pass coverage skills.

Pro: Backbone of the defense...smart, steady and dependable...prides himself on his speed, durability and toughness...workhorse plays in Rams' nickel and dime defenses as well as special teams...has started 96 of 106 games in career...second-round selection (31st overall) by Rams in 1991 NFL Draft. **1997:** Played in all 16 games on defense with 15 starts at right outside linebacker...tied for fourth on team in tackles with 99, two sacks and eight passes defended...tied for team high in tackles with six in season opener versus New Orleans 8/31 along with one sack and two quarterback pressures...had 11 tackles, one sack and two quarterback pressures versus the N.Y. Giants 9/21...700th career tackle versus Washington 11/30...posted season-high 12 tackles vs. Chicago 12/14. **1996:** Despite missing one game, ended season as Rams' leading tackler with career-high 170 tackles...was on pace to establish unofficial team record of total tackles in single-season of 185 set by LB Jim Collins in 1984, but missed season finale against New Orleans due to injury (left knee) at Atlanta 12/15...played in

79 consecutive games prior to injury...led team in tackles eight times and recorded nine double digit tackle games...also added six special teams tackles...averaged 11.3 tackles per game...recorded career-high 19 tackles at San Francisco 9/8. **1995:** Started 16 games and finished as team leader in tackles (149), passes defended (14) and tackles for loss (12.5)...second 100-tackle season of career...became first player in team history to be named NFC Defensive Player of Month after posting 48 tackles, one sack, two forced fumbles and two interceptions in September...one of only three players in NFL (Greg Lloyd, Sam Mills) to record 100 tackles, three sacks and three interceptions...played every defensive snap in seven games and missed only one play in three games...led team in tackles six times and had eight double digit tackle games. **1994:** Played 16 games, starting 15...club's recipient of Ed Block Courage Award after playing final 12 games with hyper-extended left elbow...wore special brace after suffering injury at Kansas City 9/25...led team in tackles four times, including

last three games of year.....earned defensive game ball from coaches for play vs. N.Y. Giants 10/16. **1993:** Started 16 games at outside linebacker...led team in total tackles with 117....led team in total tackles in six games. **1992:** Fifth on team in tackles...recorded first career interception versus N.Y. Giants 10/18. **1991:** Missed final five games of year after suffering broken fibula against 49ers 11/25...placed on injured reserve 11/26...started first NFL game at New Orleans 9/15.

College: Earned All-Pac 10 honors as senior...recorded 112 total tackles (76 solo) during three-year career at UCLA...registered 71 total tackles (51 solo), three sacks, three intercep-

tions and nine tackles for losses in 1990...history major.

Personal: Roman Zubinski Phifer was born in Plattsburg, N.Y...attended South Mecklenburg High in Pineville, N.C...lettered three years in football and basketball, earning all-county and *Charlotte Post* Athlete of Year honors as senior...competed in track and field in high jump and triple jump...named after ex-Rams quarterback Roman Gabriel...father (James) chose middle name, Zubinski, out of phone book...married (Alexis)...resides in Los Angeles...Phifers are parents of son, Jordan, named after superstar Michael Jordan.

PHIFER'S NFL STATISTICS

Year	Team	G-S	Tackles			Sacks	Yds.	Int.	Yds.	PD	FF	FR
			Solo	Asst	Total							
1991	RAMS11-5	21	3	24	2.0	7.0	0	0	0	1	0
1992	RAMS16-14	51	15	66	0.0	0.0	1	3	6	1	2
1993	RAMS16-16	96	21	117	0.0	0.0	0	0	6	0	2
1994	RAMS16-15	78	18	96	1.5	7.0	2	7	9	1	0
1995	RAMS16-16	106	43	149	3.0	23.0	3	52	14	3	0
1996	RAMS15-15	123	47	170	0.0	0.0	0	0	9	1	0
1997	RAMS16-15	63	36	99	2.0	9.0	0	0	8	0	0
Total	106-96	538	183	721	8.5	46.0	62	52	7	4	4

Single Game Highs:

Total Tackles-- 19 @ San Francisco (9/8/96)

Solo Tackles-- 15 vs. Jacksonville (10/20/96)

Sacks-- 1 (nine times) Last @ New Orleans (12/7/97)

Interceptions-- 1 (six times) Last vs. Miami (12/24/95)

Additional career statistics: Special teams tackles: 1991 (3), 1992 (5), 1993 (2), 1994 (3), 1995 (2), 1996 (6), 1997 (1).

TREND SETTERS

The Rams were the first team, professional or college, to have an insignia on their helmets. In 1948, halfback Fred Gehrke, an art major at the University of Southern California, hand painted the helmets blue and added gold horns. The helmets remained hand painted until 1972 when decals were used.



79 JOE PHILLIPS

DT

RAM FACTS

6-5	305
7/15/63	13th Year
SMU	UFA (K.C.) -- 1998
Columbia River H.S.	Vancouver, Wa.

Games, Starts: 1997- 15,15

Career- 171, 146; Consecutive- 9,9

Signed through 1999

Age On Opening Day: 35

Joe and his daughter Ashley created the Joe Phillips Math and Spelling Contest in Kansas City, which rewarded children with 100 percent test scores with tickets to Chiefs' games.

Pro: Strong and powerful...can control inside...seasoned veteran...combines great size with superior strength and surprising quickness...forces constant double teams...signed by Rams 4/24/98 as unrestricted free agent...first season with Rams after six with Kansas City Chiefs (1992-97), five with San Diego Chargers (1987-92), and one with Minnesota Vikings (1986)... signed by the Chiefs as an unrestricted free agent 9/28/92 after being released by Chargers...signed with Chargers 9/22/87 during the team's three replacement games...fourth-round draft choice (93rd overall) of Vikings in 1986 NFL Draft. **1997:** Started 15 games at right defensive tackle...inactive vs. San Diego 10/16 after undergoing elbow surgery...missing that contest broke string of 80 consecutive starts...finished season with 24 tackles (11 solo). **1996:** Started 16 games...finished season with 43 tackles (28 solo) and two sacks. **1995:** Started all 16 games at left defensive tackle, contributing 53 tackles to tie career high and 4.5 sacks. **1994:** Started 16 games...46 tackles and three sacks. **1993:** Started 16 games at defensive tackle and contributed 45 tackles. **1987:** Joined Chargers Sept. 22 and was a starter during the team's three replacement games...stayed

with the club after veterans' strike and was starter for last four games...made 53 tackles and led the Chargers with five sacks for 41 yards. **1986:** Played in 16 games with one start for Minnesota.

College: Two-year starter at Southern Methodist University after transferring from Oregon State...made 80 tackles, including 10 for losses during career...played in Aloha Bowl as a junior and was selected to Japan Bowl as a senior...graduated with degree in psychology.

Personal: Born Joseph Gordon Phillips in Portland, Or...attended Columbia River High in Vancouver, Wa...Joe and his wife, Cynthia, earned law degrees from the University of San Diego...passed California Bar Exam on his first try...licensed attorney in California and Missouri...was Chiefs' NFL "Man of the Year" nominee in 1994 and 1995...is of Counsel with KC Law firm of McDowell, Rice, Smith and Gaar...very active in community, helping to raise more than a million dollars for various charities...couple has three children Ashley, Joseph, and Marian ...resides in Kansas City, Mo.

PHILLIPS' NFL STATISTICS

Tackles

Year	Team	G-S	Solo	Asst	Total	Sacks	Yds.	Int.	Yds.	PD	FF	FR
1986	Minnesota	.16-1	1	4	5	0.0	0.0	0	0.0	0	0	1
1987	San Diego	.13-7	43	10	53	5.0	41.0	0	0.0	2	0	0
1988	San Diego	.16-16	33	8	41	2.0	14.0	0	0.0	1	0	0
1989	San Diego	.16-15	29	8	37	1.0	4.0	0	0.0	0	0	0
1990	San Diego	.3-3	6	3	9	0.5	0.0	0	0.0	0	0	0
1991	San Diego	.16-15	32	4	36	1.0	4.0	0	0.0	2	2	2
1992	Kansas City	.12-10	26	11	37	2.5	17.0	0	0.0	2	0	1
1993	Kansas City	.16-16	36	9	45	1.5	8.5	0	0.0	1	0	0
1994	Kansas City	.16-16	36	10	46	3.0	10.0	0	0.0	0	2	1
1995	Kansas City	.16-16	40	13	53	4.5	20.5	1	2.0	2	0	1
1996	Kansas City	.16-16	28	15	43	2.0	9.0	0	0.0	0	0	0
1997	Kansas City	.15-15	11	13	24	0.5	0.5	0	0.0	1	0	1
Total		171-146	325	114	429	23.5	128.5	1	2.0	11	4	7

POSTSEASON

Tackles

Year	Team	G-S	Solo	Asst	Total	Sacks	Yds.	Int.	Yds.	PD	FF	FR
1992	Kansas City	.1-1	1	0	1	0.0	0	0	0	0	0	0
1993	Kansas City	.3-3	10	4	14	2.0	10.0	0	0	0	0	0
1994	Kansas City	.1-1	0	1	1	0.0	0	0	0	0	0	0
1995	Kansas City	.1-1	7	1	8	0.0	0	0	0	1	0	0
1997	Kansas City	.1-1	0	1	1	0.0	0	0	0	0	0	0
Totals		.7-7	18	7	25	2.0	10.0	0	0	0	0	0

Single Game Highs

Total Tackles - 8 vs. Indianapolis (12/20/87)

Playoffs - 8 vs. Indianapolis (1/7/96)

Sacks - 2 (Twice), Last vs. L.A. Rams (9/25/94)

Playoffs - 2 vs. Houston (1/16/94)



87 RICKY PROEHL

WR

RAM FACTS

6-0	190
3/7/68	9th Year (1st w/Rams)
Wake Forest	FA -- 1998
Hillsborough H.S.	Hillsborough, N.J.

Games, Starts: 1997-15,10

Career-119,82; Consecutive- 9,0

Signed through 2001

Age On Opening Day: 30

As a youngster in New Jersey, Ricky grew up a Rams fan. However, Ricky had a tough decision to make at age 10. His father, who had season tickets to N.Y. Giants games, told Ricky that if he wanted to attend games, he had to root for the Giants. Ricky cheered the Giants, but never lost his feelings for the Rams.

Pro: Dependable veteran...sure-handed, polished receiver...good route runner...has caught at least 50 passes in six of eight NFL seasons...signed by Rams

2/25/98 as unrestricted free agent...played one season with Chicago Bears (1997), two seasons with Seattle Seahawks (1995-96), and five seasons

with Arizona Cardinals (1990-94)...drafted by Cardinals in third round (58th overall) of 1990 NFL Draft. **1997:** Emerged as Bears' leading receiver, catching 58 passes for 753 yards and seven touchdowns (tied career high)...returned punts for the first time since 1991 in final two games of season...established career high 11 catches for 118 yards and one touchdown vs. New York Jets 11/16...caught four passes for career-high 164 yards and one touchdown, a career-long 78 yarder, at Detroit 11/27. **1996:** Fourth on Seahawks in receiving yards (309) on 23 receptions and tied for second in TD receptions (two)...started final six games for injured Brian Blades. **1995:** Missed first eight games of NFL career after breaking foot in season opener vs. Kansas City 9/3...caught five passes for 29 yards. **1994:** Second on Cardinals with 651 yards on 51 receptions and four touchdowns...had team's longest offensive play (63-yard reception vs. Pittsburgh 10/30). **1993:** Set career highs with 65 catches for 877 yards and seven touchdowns to lead Cardinals for second consecutive year...tied team record of five straight games with touchdown receptions in games 4-8. **1992:** Led Cardinals with 60 catches for 744 yards and three touchdowns...caught nine passes for 126 yards at Rams 11/8...had streak of 33 consecutive games with at least one reception snapped at Dallas 11/22.

1991: Had at least one reception in every game...recorded one 100-yard receiving game, gaining 107 yards vs. New England 9/29. **1990:** Named first-team All-Rookie by Pro Football Writers Association, UPI, *Pro Football Weekly*, *College and Pro Football Weekly* and *Football Digest*...set team rookie record and led all NFL rookie receivers with team-high 56 catches for 802 yards...first Cardinals' rookie to lead team in receptions since 1950 (Bob Shaw, 48).

College: Four-year letterman at Wake Forest...finished career with school-record 188 receptions for 2,949 yards and 25 touchdowns...totals ranked second in ACC history...led team and conference in receiving as senior, catching 65 passes for 1,053 yards and 11 touchdowns...played in Blue-Gray and East-West All-Star Games...led team in receiving three straight seasons...speech communications major.

Personal: Born Richard Scott Proehl in Bronx, N.Y...lettered in football and baseball at Hillsborough (N.J.) High...member of student council...family has held season tickets to New York Giants since team played at Polo Grounds in 1950's...married (Kelly)...couple has daughter (Alexandria) and son (Austin)...resides in Greensboro, N.C.

HOME COOKING

The Rams have posted a winning record at home in 34 seasons. They had 26 winning seasons at the Memorial Coliseum in Los Angeles, including a 7-0 mark in 1973. The Rams had one other perfect record at home, a 5-0 mark in 1945 that included a 15-14 win over Washington at Municipal Stadium in the NFL Championship game.

PROEHL'S NFL STATISTICS

Year	Team	G-S	Receiving				
			No.	Yards	Avg.	LG	TD
1990	Phoenix.....	16-2	56	802	14.3	45t	4
1991	Phoenix.....	16-16	55	766	13.9	62t	2
1992	Phoenix.....	16-15	60	744	12.4	63t	3
1993	Phoenix.....	16-16	65	877	13.5	51t	7
1994	Arizona.....	16-16	51	651	12.8	63	5
1995	Seattle.....	8-0	5	29	5.8	9	0
1996	Seattle.....	16-7	23	309	13.4	56	2
1997	Chicago.....	15-10	58	753	13.0	78t	7
Totals	119-82	373	4,931	13.2	78t	30

Single Game Highs

Receptions - 11 at Detroit (11/27/97)

Yards - 164 at Detroit (11/27/97)

LG - 78t at Detroit (11/27/97)

TDs - 2 vs. New England (10/10/93)

Additional career statistics: Punt returns: 1990 (1 for 2 yards, 2.0 avg., 2 LG, 0 TD), 1991 (4 for 26 yards, 6.5, 14 LG, 0 TD), 1997 (8 for 59 yards, 7.4 avg., 14 LG, 0 TD); Rushing: 1990 (1 for 4 yards, 4.0 avg., 4 LG, 0 TD), 1991 (3 for 21 yards, 7.0 avg., 17 LG, 0 TD), 1992 (3 for 23 yards, 7.7 avg., 10 LG, 0 TD), 1993 (8 for 47 yards, 5.9 avg., 17 LG, 0 TD); Passing: 1992 (1 attempt, 1 interception).



92 BRYAN ROBINSON

DT

RAM FACTS

6-4	295
6/22/74	2nd Year
Fresno St.	FA -- 1997
Woodward H.S.	Toledo, Oh.

Games, Starts: 1997-11,0

Career- 11,0; Consecutive- 6,0

Signed through 1998

Age On Opening Day: 24

During the offseason, Bryan helped his church, Church In The Light, to purchase a new building in Toledo, Oh.

Pro: Has excellent speed and quickness...intelligent player...defied odds by being one of four rookie free agents to make 1997 opening day roster...signed by Rams 4/29/97 as undrafted college free agent. **1997:** Played in 11 games on defense and special teams...recorded eight tackles, one quarterback sack and two quarterback pressures...recorded career high three tackles, including first career quarterback sack for seven-yard loss on Kerry Collins, vs.

Carolina 11/23...had two quarterback pressures vs. Chicago 12/14.

College: Played two seasons at Fresno State...named first team All-WAC Pacific Division as senior after starting all 11 games at Fresno State...totaled 66 tackles and led team in sacks (five) and tackles for losses (seven)...transferred to Fresno State from College of the Desert Junior College in Palm Desert, Ca...two-time all-conference selection... regis-

tered 77 tackles during sophomore season...sociology major.

Personal: Born Bryan Keith Robinson in Toledo, Oh...attended

Woodward High in Toledo, Oh...named second-team all district during junior year and first team all district during senior year...single... resides in St. Charles, Mo.

B. ROBINSON'S NFL STATISTICS

Tackles

Year	Team	G-S	Solo	Asst	Total	Sacks	Yds.	Int.	Yds.	PD	FF	FR
1997	RAMS11-0	5	3	8	1	8.0	0	0	0	0	0

Single Game Highs

Total Tackles - 3 vs. Carolina (11/23/97)

Solo - 2 vs. Carolina (11/23/97)

Sacks - 1 vs. Carolina (11/23/97)

Additional career statistics: Special teams tackles: 1997 (2)



94 JEFF ROBINSON

DT

RAM FACTS

6-4	275
2/20/70	6th Year (2nd w/ Rams)
Idaho	FA -- 1997
Ferris H.S.	Spokane, Wa.
Games, Starts: 1997- 16, 0	
Career- 80, 0; Consecutive- 80, 0	
Signed through 1998	Age On Opening Day: 28

Jeff married Laura Vervaeke on July 13, the sixth Rams' player to get married this year.

Pro: Veteran backup on defensive line...very good long snapper...good competitor and pass rusher...durable, dependable defensive end...never missed a game in pro career...signed with Rams as unrestricted free agent 3/14/97 from Denver...fourth round pick of Broncos (98th overall) in 1993 NFL Draft. **1997:** Played in 16 games for fifth consecutive season...recorded six tackles...was fourth on team in special teams tackles with 12...had season-high two tackles and combined with D'Marco Farr on sack vs. Atlanta 11/16...tied for team high with three special teams

tackles at Green Bay (11/9). **1996:** Played in 16 games and in playoff game vs. Jacksonville...used primarily on special teams...also saw some time as reserve on defensive line. **1995:** Saw action on defensive line and special teams as long snapper...registered eight tackles, one pass defended and one fumble recovery. **1994:** Made career-high 14 tackles. **1993:** Played sparingly in all 16 games, improving as season went on...registered 13 tackles and 3.5 sacks...credited with two fumble recoveries and one forced fumble against L.A. Raiders 1/2.

College: Named First Team Division I-AA all-America by Kodak, Walter Camp, Associated Press and Poor Man's Guide to the NFL Draft as a senior...first team all-Big Sky Conference selection three straight years...finished collegiate career with 277 tackles, 57.5 sacks and 16 passes defensed...invited to Senior Bowl...graduated with degree in finance.

Personal: Born Jeffrey William Robinson in Kennewick, Wa...attended Ferris High in Spokane, Wa...was an all-Greater Spokane League selection during three-year career...lettered in basketball and baseball two years each...one of 1997 defensive linemen who raised over \$40,000 to Sack Homelessness, benefitting St. Patrick Center of St. Louis...graduated with 3.7 GPA...resides in St. Louis.

J. ROBINSON'S NFL STATISTICS

Year	Team	G-S	Tackles			Sacks	Yds.	Int.	Yds.	PD	FF	FR
			Solo	Asst	Total							
1993	Denver16-0	7	6	13	3.5	17.5	0	0	1	1	2
1994	Denver16-0	8	6	14	1	1	0	0	1	0	0
1995	Denver16-0	3	3	6	1	5	0	0	0	0	1
1996	Denver16-0	1	1	2	0.5	2.5	0	0	0	0	0
1997	St. Louis16-0	3	3	6	0.5	3	0	0	1	0	0
Totals80-0		22	19	41	6.5	29.0	0	0	3	1	3

POSTSEASON

Year	Team	G-S	Tackles			Sacks	Yds.	Int.	Yds.	PD	FF	FR
			Solo	Asst	Total							
1996	Denver1-0	0	0	0	0.0	0	0	0	0	0	0
Totals1-0		0	0	0	0.0	0	0	0	0	0	0

Single Game Highs

Total Tackles - 3 @ Oakland (12/24/95)

Sacks - 1 (Five times), Last @ San Diego (9/24/95)

Additional career statistics: Special teams tackles: 1995 (2), 1996 (2), 1997 (12); Special teams fumble recoveries: 1996 (1);

SAYING I DO

During the offseason, a total of six Rams players were married. D'Marco Farr (Cynthia), Malcolm Floyd (Debbie), Ryan Tucker (Karla), Mike Gruttadauria (Christine), Jeff Robinson (Laura), and Mitch Jacoby (Tara) all tied the knot in 1998.



37 MIKE SCURLOCK

S

RAM FACTS

5-10	200
2/26/72	4th Year
Arizona	D5 -- 1995
Cholla H.S.	Tucson, Az.

Games, Starts: 1997- 5, 0
 Career- 35, 1; Consecutive- 5, 0
 Signed through 1998 Age On Opening Day: 26

Mike bred Chinese Sharpei dogs as a hobby while in college. One of his clients was University of Arizona basketball coach Lute Olson.

Pro: Intense, physical player...plays tough against the run...good nickel back who can play corner...valuable special teams player...Rams' fifth round pick (140th overall) in 1995 NFL Draft. **1997:** Re-signed to roster 11/4 after being released 8/17...played in final five games on special teams and one at safety...recorded six special teams tackles...recorded team-high three special teams tackles at Carolina 12/20. **1996:** Played in 16 games on special teams...finished with nine tackles and one forced fumble...played in seven games as reserve defensive back...made 13 tackles and had one pass defensed...made career-high eight tackles on defense and set-up first quarter field goal by forcing fumble on special teams vs. Jacksonville 10/20. **1995:** Played in 14 games on special teams and as defensive back...made first career start as extra defensive back and recorded first career interception against Buffalo 12/10...suffered sprained knee against Bills and placed on reserved/injured 12/20...finished with 13 special teams

tackles...received game ball from coaches for special teams play against Carolina 11/12.

College: Super Sleeper Team pick by Poor Man's Guide to NFL Draft as senior...played every game and started eight at strong side cornerback...scored game-winning touchdown with 97-yard interception return in 13-6 win over California as senior...started nine games at inside linebacker and had career-high 67 tackles as freshman...media arts major.

Personal: Born Michael Lee Scurlock Jr. in Tucson, Az...four-year letterman in high school in football and track...prepped at Sunnyside High for three years and Cholla High as senior...all-state running back at Cholla...has own cousin Randy Robbins played defensive back for Denver Broncos (1984-91)...nick-named Scurlly...married (Michaela)...couple has two children, daughter Vanessa, and son Michael III...resides in Chesterfield, Mo.

SCURLOCK'S NFL STATISTICS

Year	Team	G-S	Tackles			Sacks	Yds.	Int.	Yds.	PD	FF	FR
			Solo	Asst	Total							
1995	RAMS14-1	8	1	9	0.0	0.0	1	13	1	0	0
1996	RAMS16-0	7	6	13	0.0	0.0	0	0	1	0	1
1997	RAMS5-0	0	0	0	0.0	0.0	0	0	0	0	0
Total35-1	15	7	22	0.0	0.0	1	13	2	0	1

Single Game Highs

Total Tackles-- 8 vs. Jacksonville (10/20/96)

Solo Tackles-- 5 vs. Jacksonville (10/20/96)

Interceptions-- 1 vs. Buffalo (12/10/95)

Additional career statistics: Special teams tackles: 1995 (13), 1996 (9), 1997 (6); Special teams fumble recoveries: 1995 (1)



51 LORENZO STYLES

LB

RAM FACTS

6-1	245
1/31/74	4th Year (2nd w/ Rams)
Ohio State	FA -- 1997
Farrell H.S.	Farrell, Pa.

Games, Starts: 1997-5,0

Career- 31,0; Consecutive- 5,0

Signed through 1998

Age On Opening Day: 24

Among Lorenzo's teammates at Ohio State were four future NFL players; T Orlando Pace (Rams), RB Eddie George (Oilers), WR Terry Glenn (Patriots) and DT Dan Wilkinson (Redskins).

Pro: Big, physical run stopper between the tackles...tough, hard-nosed competitor who excels on special teams...signed with Rams 11/4/97 as unrestricted free agent...played two seasons with Atlanta Falcons (1995-96)...released by Falcons 8/27/97...entered NFL Draft after junior season...third-round selection (77th overall) by Falcons in 1995 NFL Draft. **1997:** Played in three games on defense and special teams...made nine special teams tackles...placed on injured reserve 12/9 with shoulder injury. **1996:** Played in 16 games on defense and special teams...20 tackles on defense...led team in special teams tackles with 22...recorded career-high six tackles

vs. Rams 12/15. **1995:** Played in final 12 games, primarily on defense...tied for second in special teams tackles with 19...had season-high five special teams tackles vs. Detroit 10/6.

College: Played three seasons at Ohio State...left college after junior season...recorded 278 tackles in three seasons with Buckeyes, including 184 solo stops...earned all-America honors by Poor Man's Guide to NFL Draft following junior season after leading team with 132 tackles (76 solo)...earned first team all-Big Ten honors and was named to *Football News* Sophomore All-America team and honorable mention on the UPI All-America team...English major.

Personal: Born Lorenzo Styles in Sharon, Pa...played two years at Independence High School in Columbus before moving to Farrell (Pa.) High...named All-America by *Super Prep Magazine*, *USA Today* and *Street and Smith Magazine* as a senior...registered 140 tackles, 12

quarterback sacks while rushing for 1,766 yards and 23 touchdowns as senior...made 110 tackles and played tight end as junior, catching 13 passes for 212 yards...lettered in basketball...single...resides in University City, Mo.

STYLES' NFL STATISTICS

Year	Team	G-S	Tackles			Sacks	Yds.	Int.	Yds.	PD	FF	FR
			Solo	Asst	Total							
1995	Atlanta12-0	0	0	0	0.0	0.0	0	0.0	0	0	0
1996	Atlanta16-0	11	9	20	0.0	0.0	0	0.0	0	0	0
1997	St. Louis3-0	0	1	1	0.0	0.0	0	0.0	0	0	0
Total	31-0	11	10	21	0.0	0.0	0	0.0	0	0	0

Single Game Highs

Total Tackles - 6 vs. St. Louis (12/15/96)

Additional career statistics: Special teams tackles: 1995 (19), 1996 (22), 1997 (9); Kickoff returns: 1996: 1 for 12 yards (vs. Philadelphia 9/22/96)





83 J.T. THOMAS

WR

RAM FACTS

5-10	180
12/15/71	4th Year
Arizona State	D7D -- 1995
San Bernardino H.S.	San Bernardino, Ca.

Games, Starts: 1997- 4, 0

Career- 35, 2; Consecutive- 0, 0

Signed through 1998

Age On Opening Day: 26

J.T. was given the name Dirt Bike Kid by his father because of his interest in motocross. J.T. started riding motorcycles at age 15 and still has the Kawasaki KDM-80 his father bought for him in 1986.

Pro: Double threat as receiver and kickoff returner...has good hands and outstanding deep speed...Rams' seventh round selection (240th overall) in 1995 NFL Draft. **1997:** Played in four games at wide receiver and on special teams...caught two passes for 25 yards, all against Oakland 9/28...returned five kickoffs for 97 yards (19.4 avg.) against New Orleans 8/31. **1996:** Played in 16 games and started one at wide receiver...ended season with seven catches for 46 yards...led team in kickoff returns with 30 for 643 yards (21.4 avg.)...six tackles on special teams...returned four kickoffs for 90 yards at Pittsburgh 11/3. **1995:** Played in 15 games as wide receiver and kick returner...finished fourth in the NFC with 23.5 kickoff return average...made first career start at wide receiver against San Francisco 11/26.

College: Received preseason All-American recognition, but missed

senior season after being ruled academically ineligible...played in nine games and led team with 34 receptions for 574 yards and three touchdowns as junior...helped Sun Devils defeat California 41-0, with two long touchdowns as junior...transferred to ASU from San Bernardino Valley Junior College...earned all-America and All-State accolades with 64 receptions for 1,111 yards and 10 touchdowns...ran 100 meters in track and with career-best 10.4...sociology major.

Personal: Born Johnny Le'Mon Thomas in San Bernardino, Ca...all-county running back at San Bernardino High as senior...ran 100 and 200 meters in track...established school record in 200 (21.03)...offered minor league baseball contract with San Francisco Giants in 1991...enjoys building model cars...single...resides in Rialto, Ca.

THOMAS' NFL STATISTICS

Year	Team	Receiving						Kickoff Returns				
		G-5	No.	Yards	Avg.	LG	TD	No.	Yards	Avg.	LG	TD
1995	RAMS	15-1	5	42	8.4	12	0	32	752	23.5	46	0
1996	RAMS	16-1	7	46	6.6	11	0	30	643	21.4	43	0
1997	RAMS	4-0	2	25	12.5	16	0	5	97	19.4	24	0
Totals		35-2	14	113	8.1	16	0	67	1,492	22.3	46	0

Single Game Highs

Rec. - 3 at Chicago (12/8/96) K.R. - 5 (twice), last time vs. New Orleans (8/31/97)

Yds. - 25 at Oakland (9/28/97) Yds. - 107 at New Orleans (12/1/95)

LG - 16 at Oakland (9/28/97) LG - 46 at San Francisco (11/26/95)

Additional career statistics: Rushing: 1996 (1 for -1 yard); Special Teams Tackles: 1995 (4), 1996 (6).



28 DAVID THOMPSON

RB

RAM FACTS

5-8	200
1/13/75	2nd Year
Oklahoma St.	FA -- 1997
Okmulgee H.S.	Okmulgee, Ok.

Games, Starts: 1997-11,0

Career-11,0; Consecutive- 11,0

Signed through 1998

Age On Opening Day: 23

David is one of three running backs in Oklahoma State history to rush for more than 4,000 yards in a career. The others are Buffalo Bills' running back Thurman Thomas and Terry Miller.

Pro: Emerged as big-play threat on kickoff returns...quick, explosive runner...has great vision and cutting ability...one of toughest players on team...earned 1997 Carroll Rosenbloom Memorial Award as Rams' Rookie of the Year...set Rams' rookie records for kickoff returns (49) and return yards (1,110), breaking marks set by Drew Hill in 1979, despite playing in only 11 games... signed to Rams' active roster 10/9/97...signed to Rams' practice squad 8/24/97 after being cut by Jacksonville Jaguars during training camp...signed by Jacksonville as undrafted college free agent. **1997:** In addition to kickoff returns, rushed 16 times for 30 yards and first career touchdown, eight-yard run at Carolina 12/20...was 60 yards shy of setting team

mark for most kickoff return yards in season...set team record for most kickoff returns in game with seven vs. Kansas City 10/26...had a career-high 162 yards in kickoff returns at New Orleans 12/7, including 56-yarder in fourth quarter that began Rams' rally from 14-point deficit to 34-27 victory...recorded 125 return yards at Washington 11/30, including 28-yard return that started Rams' game-winning field goal drive.

College: Only second back in school history to record back-to-back 1,500-yard rushing seasons...had career highs in carries (293), yards (1,524) and rushing touchdowns (13) in earning second-team All-Big 12 honors by Associated Press as senior...averaged 5.2 yards per

carry...had three games with more than 200 yards rushing...was all-Big Eight and honorable mention all-America following junior season after rushing for 1,509 yards on 256 carries (5.9 avg.) and scoring eight touchdowns...had eight 100-yard rushing yard games, including 234 vs. Hawaii...graduated with degree in speech communications.

Personal: Born David Farrod Thompson in Okmulgee, Ok... All-State at Okmulgee High....led team to 12 consecutive wins as senior, rushing for 2,136 yards and 43 touchdowns...rushed for 4,495 yards during high school career, scoring 70 touchdowns...also lettered in basketball and track.....single...lives in Okmulgee, Ok.

THOMPSON'S NFL STATISTICS

Year	Team	Rushing						Kickoff Returns				
		G-S	No.	Yards	Avg.	LG	TD	No.	Yards	Avg.	LG	TD
1997	RAMS	11-0	16	30	1.9	9	1	49	1,110	22.7	56	0

Single Game Highs

Car. - 9 @ New Orleans (12/7/97)
 Yds. - 18 @ New Orleans (12/7/98)
 LG - 9 @ New Orleans (12/7/97)
 TD - 1 @ Carolina (12/22/97)

K.R. - 7 vs. Kansas City (10/26/97)
 Yds. - 162 @ New Orleans (12/7/97)
 LG - 56 @ New Orleans (12/7/97)

Additional career statistics: Special teams tackles: 1997 (13); Special teams fumble recoveries: 1997 (1).



50 RYAN TUCKER

G

RAM FACTS

6-5
 6/12/75
 Texas Christian
 Lee H.S.
 305
 2nd Year
 D4 --1997
 Midland, Tx.

Games, Starts: 1997- 7, 0
 Career- 7,0; Consecutive- 7,0
 Signed through 2000

Age On Opening Day: 23

After moving from tight end to tackle during his sophomore year at TCU, Ryan inadvertently caught a pass while playing tackle and ran 20 yards downfield. He was accustomed to playing tight end and temporarily forgot what position he was playing.

Pro: Tenacious competitor...solid at guard or center...has size and strength to be a force...second offensive lineman selected by Rams in draft (T Orlando Pace)...fourth-round selection (121st overall) in 1997 NFL Draft... projected as a first round pick, slipped after knee injury. **1997:**

Played in seven games, primarily on special teams...spent beginning of the season on physically unable to perform list, due to knee injury suffered in workouts at the 1997 Senior Bowl...played in first NFL game at Green Bay (11/2).

College: Produced streak of 14 consecutive games with blocking grades of 90 percent or better during junior and senior seasons...starting center last two seasons after moving from left tackle...two-time all-conference selection...started collegiate career as tight end...caught five passes for 231 yards and two touchdowns as freshman...physical education major.

Games Played, Starts:1997 (7-0)

Personal: Born Ryan Huey Tucker in Midland, Tx...lettered in football and basketball for the Rebels of Robert E. Lee High in Midland, Tx....knee injury made him appreciate game more because anything can happen...has pregame ritual of listening to compact disks...works with students at Logos High School, an alternative school in St. Louis...married in offseason (Karla)...resides in Midland, Tx.



11 RICK TUTEN

P

RAM FACTS

6-2	221
10/2/62	10th Year (1st w/Rams)
Florida State	UFA (Sea.) -- 1998
Forest Hill H.S.	Icala, Fl.

Games, Starts: 1997- 11, 0

Career- 117, 0; **Consecutive-** 0, 0

Signed through 2000

Age On Opening Day: 35

Rick has made donations to several worthwhile organizations, including Camp Fire Boys and Girls Clubs, for every punt downed inside the 20-yard-line.

Pro: One of most consistent punters in league...signed with the Rams as unrestricted free agent 3/10/98 after spending nine seasons with Seattle...most prolific punter in Seahawks' history...ranked first in punts (506) and average (43.99)...holds top six single season averages in Seattle history (45.00 in 1995, 44.52 in 1993, 44.07 in 1992 and 1996, 42.98 in 1991 and 42.91 in 1994)...released by Washington Redskins in 1989 prior to regular season ...saw action with Philadelphia Eagles in 1989 and Buffalo Bills in 1990, in addition to Seahawks... signed by San Diego as undrafted col-

lege free agent in 1988. **1997:** Played in 10 games, spent part of the season hampered by bruised hip suffered at San Diego 11/9...punted 48 times for 2,007 yards for average of 41.8 yards...finished season on injured reserve...booted season-long 65 yard punt versus Kansas City 11/23. **1996:** Played in 16 games...averaged 44.1 yards on 85 punts...set a single game record of 55.2 yards on five punts at Denver 12/1), breaking his mark of 52.8...had 66-yard punt versus Buffalo, the third longest in Seahawk history and the longest in the Kingdome. **1995:** Participated in 16 games...NFL's

leading punter with a 45.0 average on 83 punts...first Seahawk to lead the conference or league...average eclipsed own record of 44.52 set in 1993...set Seahawks franchise record for highest game average, 52.83 at Buffalo 10/15/95 breaking his record, and for longest punt, 73 yards at Buffalo. **1994:** Played in 16 games and was elected to the Pro Bowl as a punter...selected first-team all-NFL as selected by *Sports Illustrated* and NFL Films and first-team All-AFC as chosen by UPI, *Pro Football Weekly*, and Pro Football Writers of America...punted 91 times for 42.9 average...second in the league in net yards with 36.7...second in the NFL with team record 33 punts inside the 20. **1993:** Set franchise punting average record for the third time in three seasons...averaged 44.5 yards on 90 punts...set a single-game mark with 12 punts in the second game versus Denver 11/28. **1992:** Set single-season team records for punts (108), gross punting average (44.1), net punting average (38.7), and punts inside the 20 (29)...the 108 punts led the NFL and equaled the third-highest single-season total in NFL history. **1991:** Signed as a free agent by

Seattle on 10/9 after being waived by the Buffalo 8/20...established team single-season records with a 43.0 gross average and a 36.9 net average. **1990:** Punted in 14 games, averaging 39.8 yards, with 12 inside 20 yard line...played in three postseason games, including Super Bowl XXV against New York Giants. **1989:** Signed as a free agent with the Philadelphia Eagles for last two regular season games ...averaged 36.6 on seven punts.

College: Two-year letterman at Florida State after averaging 38.9 yards on 37 punts as a senior...transferred to Florida State from University of Miami...part of the Hurricanes' 1983 National Championship squad...had a 41.6 average on 38 punts at Miami in 1984, the fourth-best mark in school history.

Personal: Born Richard Lamar Tuten in Perry, Fl...attended Forest High School in Ocala, Fl...Rick and his wife, Nancy have a daughter, Kinley, and two sons, Chase and Ryan...resides in Ocala, Fl.

TUTEN'S NFL STATISTICS

Year	Team	G-S	Punting					LG	I20	TB	Blk
			No.	Yards	Avg.	Net					
1989	Philadelphia	..2-0	7	256	36.6	33.6	45	1	1	0	
1990	Buffalo14-0	53	2,107	39.8	34.2	55	12	4	0	
1991	Seattle10-0	49	2,106	43.0	36.9	60	8	3	0	
1992	Seattle16-0	108	4,760	44.1	38.7	65	29	8	0	
1993	Seattle16-0	90	4,007	44.5	37.3	64	21	7	1	
1994	Seattle16-0	91	3,905	42.9	36.7	64	33	7	0	
1995	Seattle16-0	83	3,735	45.0	36.5	73	21	8	0	
1996	Seattle16-0	85	3,746	44.1	34.5	66	21	7	1	
1997	Seattle11-0	48	2,007	41.8	36.4	65	15	5	0	
Total	117-0	614	26,629	43.4	36.6	73	161	50	2	

TUTEN'S NFL STATISTICS (Cont.)

Single Game Highs:

Most punts - 12 vs. Denver (11/28/93)

Most yards - 559 vs. Denver (11/28/93)

Avg. (Min. 3 punts) - 55.2 @ Denver (12/1/96) (5 punts - 276 yards)

Net Avg. - (Min. 3 punts) - 47.7 vs. Tampa Bay (11/20/94) (3 punts - 143 yards)

Longest Punt - 73 @ Buffalo (10/15/95)

Inside 20 - 6 vs. Minnesota (11/10/96)



72 ZACH WIEGERT

G

RAM FACTS

6-4	310
8/16/72	4th Year
Nebraska	D2A -- 1995
Bergan H.S.	Fremont, Ne.

Games, Starts: 1997- 15, 15

Career- 36, 33; Consecutive- 14, 14

Signed through 1999 Age On Opening Day: 26

Zach nearly signed a letter of intent to play football at the University of Washington when his mother accepted a job and moved to Seattle in 1990. Instead, Zach decided to join his brother Erik at Nebraska. His mother moved back to Omaha a year later.

Pro: Has improved each year of three-year career...has played both tackle and guard...solid run and pass blocker...first of two second-round picks (38th overall) in 1995 NFL Draft. **1997:** Started 15 games at right guard...committed fewest penalties (three) among starting offensive linemen...caught one pass for one yard...caught tipped pass for one yard at Washington 11/30 that gave Rams first down on game-winning drive that ended with Jeff Wilkins' 25-yard field goal with :04 remaining...scored first career touchdown at Carolina 12/20, recovering Jerald Moore fumble in end zone in first quarter...became first Rams' offensive lineman to score touchdown since Tom Newberry recovered fumble in end zone at Miami 12/14/86. **1996:** Started 16 games at right tackle after

practicing at left guard during training camp... produced sackless game against Baltimore 10/27...received game ball from coaches against Atlanta 11/10 after producing sackless game...helped Rams to highest rushing total (279) since producing 299 against Tampa Bay 11/25/84. **1995:** Played in five games, starting two...made first start of NFL career at right guard against Carolina 11/12...missed 11 games with left ankle injury.

College: Started 37 consecutive games for Nebraska at right tackle...consensus first team all-America and first team all-Big Eight choice as senior...joined Brenden Stai as they became fourth pair of offensive linemen from same school to earn First Team All-America honors


in same season...winner of Outland Trophy, given to nation's top interior lineman...helped the Cornhuskers lead the nation in rushing with 340 yards per game...economics major.

Personal: Born Zachary Allen Wiegert in Fremont, Ne...three-sport athlete at Bergan High...all state defensive lineman as senior...finished

with 61 tackles in five games...was all-league forward in basketball and threw discus and shot put in track...shot school record 61 percent from floor as senior...brother Erik was All-Big Eight left guard for Nebraska (1989-91)...nicknamed Slug...married to Amy...couple resides in Chesterfield, Mo.

Games Played-Starts: 1995 (5-2), 1996 (16-16), 1997 (15-15)

Additional Career Statistics: Receptions: 1997 (1 for 1 yard); Touchdowns: 1997: 1 (Fumble recovery in end zone)



14 JEFF WILKINS

K

RAM FACTS

6-2	205
4/19/72	5th Year
Youngstown State	FA -- 1997
Fitch H.S.	Youngstown, Oh.

Games, Starts: 1997 - 16, 0

Career- 45, 0; **Consecutive-** 39, 0

Signed through 2000 **Age On Opening Day:** 26

Jeff's Kicks for Kids program benefits Children's Miracle Network chapters in his hometown of Youngstown, Ohio, and St. Louis. For every successful field goal, Jeff donates \$100 to Tod Children's Hospital in Youngstown and \$50 to Cardinal-Glennon Children's Hospital in St. Louis.

Pro: Veteran kicker...leg strength to hit long field goals...consistent on kickoffs...led Rams in scoring with 107 points after signing as unrestricted free agent 3/6/97...holds San Francisco 49ers record in field goals made in season (30) and field-goal percentage (.882)...signed with 49ers after playing six games with Philadelphia in 1994...originally signed with Dallas as undrafted free agent in 1994...released by Cowboys during training camp and signed with Philadelphia 11/15/94. **1997:** First Rams kicker to score more than 100 points since Mike Lansford scored

120 points in 1989...made 3 of 3 PATs and 3 of 3 field goals at Carolina (12/20), tying season high with 12 points...made 2 of 2 PATs and 3 of 4 field goals at Washington 11/30, scoring 11 points, with a games winning field goal with :04 remaining...scored all of the Rams 12 points making 4 of 4 field-goals versus San Francisco 9/7, field goal marks of 40, 49, career-long 52 and 34 yards, scoring season-high 12 points. **1996:** Led 49ers in scoring with 130 points...converted 70 of 74 kicks (40-40 PATs and 30-34 FGs)...point total ranked fourth in

NFL and second in NFC...highest point total by 49er since Mike Cofer's 136 in 1989...established club record for single season total of kicks...also broke Ray Werching's single-season record of .833 field goal percentage, which was set twice (1979, 1983) with .882 mark...hit four of five field goals, including game-winner in overtime victory over Washington 11/21 in Game 12...earned NFC Special Teams Player of Week for following performance...tied club record with six field goals (21,43,46,29,29,38) against Atlanta 9/29...also added three PATs for career-high 21 points...connected on seven field goals from 40 or more yards...made then career-long 49-yarder in season finale against Detroit 12/23...made all four PATs in two postseason games **1995:** Signed by 49ers as free agent 11/8...logged sea-

son-high 14 points at Miami 11/20...booted season-long 46-yard field goal vs. Buffalo 12/3. **1994:** Signed by Eagles 11/15...handled kickoff duties in six games.

College: Was both kicker and punter at Youngstown State...set school records with 66 field goals, 98 attempts and streak of 46 consecutive PATs...also tied school record with 54-yard field goal...averaged 38 yards during career as punter...graduated with degree in communications.

Personal: Born Jeff Allen Wilkins in Youngstown, Ohio...earned All-State honors as kicker at Fitch High in Austintown, Ohio...makes weekly visits to Cardinal-Glennon Children's Hospital during season...has daughter Britney (5/6/92)...single...resides in Canfield Oh.

WILKINS' NFL STATISTICS

Field Goal Accuracy

Year	Team	G-S	1-19	20-29	30-39	40-49	50+	Total	Avg.	Avg.	Avg.
									Yds.	Yds.	Yds.
1994	Philadelphia	6-0	0-0	0-0	0-0	0-0	0-0	0-0	0.0	0.0	0.0
1995	San Francisco	7-0	1-1	5-5	5-5	1-2	0-0	12-13	29.3	27.9	46.0
1996	San Francisco	16-0	0-0	16-16	7-8	7-10	0-0	30-34	34.0	32.7	44.0
1997	St. Louis	16-0	0-0	8-9	8-12	7-14	2-2	25-37	37.5	36.2	40.3
Total		45-0	1-1	29-30	20-25	15-26	2-2	67-84	34.9	33.2	41.5

POSTSEASON

1995	San Francisco	1-0	0-0	1-1	0-0	0-0	0-0	1-1	21.0	21.0	0.0
1996	San Francisco	2-0	0-0	0-0	0-0	0-0	0-0	0-0	0.0	0.0	0.0
Total		3-0	0-0	1-1	0-0	0-0	0-0	0-0	21.0	21.0	0.0

Scoring

Year	PATa	PATs	FGA	FG	Pct.	LG	Points
1994	0	0	0	0	0	0	0
1995	29	27	13	12	.923	46	63
1996	40	40	34	30	.882	49	130
1997	32	32	37	25	.676	52	107
Total	101	99	84	67	.800	52	300

WILKINS' NFL STATISTICS (Cont.)

	Postseason						
1995.....	2	2	1	1	100.0	21	5
1996.....	4	4	0	0	0.0	0	4
Total	6	6	1	1	100.0	21	9

Single Game Highs

Points - 21 vs. Atlanta (9/29/96)
 Playoffs - 5 vs. Green Bay (1/6/96)
 FGA - 6 vs. Atlanta (9/29/96)
 Playoffs - 1 vs. Green Bay (1/6/96)
 FGM - 6 vs. Atlanta (9/29/96)
 Playoffs - 1 vs. Green Bay (1/6/96)
 LG - 52 vs. San Francisco (9/7/97)
 Playoffs - 21 vs. Green Bay (1/6/96)
 PATA-5 (Four times), Last vs. Balt. (11/17/96)
 Playoffs - 2 (Three times), Last @ G.B. (1/4/97)
 PATM-5 (Four times), Last vs. Balt. (11/17/96)
 Playoffs - 2 (Three times), Last @ G.B. (1/4/97)
 GW FGS - 2, Last time @ Washington (11/30/97)

Additional career statistics: Special teams tackles: 1997 (3)



96 JAY WILLIAMS

DE

RAM FACTS

6-3	280
10/13/71	3rd Year
Wake Forest	FA -- 1994
St. John's H.S.	Washington, D.C.
Games, Starts: 1997- 16,2	
Career- 25, 2; Consecutive- 23, 0	
Signed through 1997	Age On Opening Day: 26

Jay's athletic prowess wasn't limited to the football field. He also was a standout basketball player at St. John's High in Washington D.C. Jay averaged 17 points and 15 rebounds as a senior and played against future NBA players Dennis Scott, George Lynch, Randolph Childress, and Lawrence Moten.

Pro: Tough, hard-nosed player...has natural feel for rushing passer...signed to Rams' practice squad 9/27/94 after being released by Miami Dolphins...signed to active roster 12/7/94...played for Amsterdam Admirals in World League in 1996. **1997:** Played sparingly in 16 games with two starts at defensive end, recording 14 tackles and one sack...earned defensive service award from coaches...made first career start

vs. Atlanta 11/16, replacing injured Leslie O'Neal (chest)...recorded first career sack at Carolina 12/20 in the season finale along with three quarterback pressures. **1996:** Appeared in last two games of season on special teams after spending first 13 weeks on physically unable to perform list (right forearm). **1995:** Appeared in seven games on special teams and as reserve defensive tackle...played in first NFL game against Green Bay

9/3. **1994:** Signed from practice squad for final three games but did not play.

College: Four-year letterman and two-year starter for Demon Deacons...posted 57 tackles and 4.5 sacks as senior...posted career-high 11 tackles and two sacks against Clemson 10/16/93...sociology major.

Personal: Born Jay Omar Williams in Washington, D.C....prepped at St.

John's High in Washington D.C....led team in sacks as sophomore and junior and was all-Metro choice after junior season...four-year letterman in basketball...one of 1997 defensive linemen that generated over \$40,000 to Sack Homeless campaign, benefiting St. Patrick's Center in St. Louis...married (Ericka)...has three children, daughters Jamye, Jai and son Roman...resides in Chesterfield, Mo.

WILLIAMS' NFL STATISTICS

Year	Team	G-S	Tackles			Sacks	Yds.	Int.	Yds.	PD	FF	FR
			Solo	Asst	Total							
1995	RAMS7-0	0	0	0	0	0.0	0	0.0	0	0	0
1996	RAMS2-0	0	0	0	0	0.0	0	0.0	0	0	0
1997	RAMS16-2	6	8	14	1	7.0	0	0.0	0	0	0
Total	25-2	6	8	14	1	7.0	0	0.0	0	0	0

Single Game Highs

Total Tackles - 3 (Twice), Last time vs. Seattle (10/19/97)

Solo - 3 @ San Francisco (10/12/97)

Sacks - 1 @ Carolina (12/20/97)

Additional career statistics: Special teams tackles: 1995 (1), 1997 (2)





32 TOBY WRIGHT

S

RAM FACTS

5-11	212
11/19/70	5th Year
Nebraska	D2B -- 1994
Dobson H.S.	Phoenix, Az.

Games, Starts: 1997- 11, 11

Career- 55, 39; Consecutive- 11, 11

Signed through 2002 Age On Opening Day: 27

Toby and his two brothers Terry and Tommy, started the "Wright to Dream" Foundation in 1994 in their hometown of Phoenix and now based in St. Louis. Toby also hosts an annual celebrity dinner which benefits the Make-A-Wish Foundation in St. Louis.

Pro: Young, impact player known for his hard hitting...adds intensity and tenacity to secondary...one of leaders on Rams' defense...has three career touchdowns (two fumble returns, one interception return)...is tied with John Dwyer (1952-54) for team record for career fumble returns for touchdowns (two)...second of three selections by Rams in second-round of 1994 NFL Draft (49th overall). **1997:** Played and started 11 games...made 92 tackles...missed first three games with hamstring injury suffered in preseason...missed final two games with knee right knee injury sustained on last play of game at New Orleans 12/7...posted career-high and season-high 14 tackles versus Kansas City 10/26...posted six tackles and season high four passes defended at New Orleans 12/7. **1996:** Ended season with 79 tackles despite being limited to 12 games...missed four games due to injuries. **1995:** Second leading tackler with career-high 126 tackles...set unofficial team record in 1995 for most tackles by a defensive back, surpassing Vince Newsome (113 in 1986)...started every game at strong safety...tied for fourth in NFC and fifth in NFL with

team and personal-best six interceptions. **1994:** Impact special teams player...played 16 games with two starts...second on team in special teams tackles with 18...workhorse who played on special teams and in nickel and short yardage defense...set Rams' record for longest fumble return and scored first touchdown in NFL career with 98-yard touchdown at New Orleans on 10/23...broke Todd Lyght's record of 74 yards and tied George Halas for fourth longest return in NFL history.

College: Two-year letterman for Cornhuskers...started every game as senior and finished second on team with 79 total tackles...transferred to Nebraska from Phoenix College...unanimous all-America choice in 1991...human development major.

Personal: Born Toby Lin Wright in Phoenix, Az...all-Arizona first-team choice and defensive player of year during three-year football career at Dobson High in Phoenix...played tailback, safety, cornerback and return specialist...led Mustangs to state title as senior...brother Terry,

was defensive back with Indianapolis Colts and brother Torrey was running back for New York Giants and spent 1996 in the World League with Amsterdam Admirals...older brother, Tommy Jr., was football coach at Phoenix Union High and father, Tommy Sr. was All-America wrestler and runner-up in Olympic Trials in

early 1960's...works with Vashon High in St. Louis to host 15 Wright to Drafm team members at every home game...member of Make-A-Wish Foundation Advisory Board...hosts annual free football camp for kids in St. Louis...single...has one son, Brandon...resides in Chesterfield, Mo.

WRIGHT'S NFL STATISTICS

Year	Team	G-S	Tackles			Sacks	Yds.	Int.	Yds.	PD	FF	FR
			Solo	Asst	Total							
1994	RAMS16-2	13	4	17	0.0	0.0	0	0.0	0	1	1
1995	RAMS16-16	100	26	126	1.0	1.0	6	79.0	11	0	1
1996	RAMS12-12	47	32	79	0.0	0.0	1	19.0	9	1	0
1997	RAMS11-11	62	30	92	0.0	0.0	0	0.0	10	2	1
Total	55-41	222	92	314	1.0	0.0	7	98	30	4	3

Single Game Highs

Total Tackles - 14 vs. Kansas City (10/26/97)
 Solo Tackles - 10 vs. Kansas City (10/26/97)
 Interceptions - 2 vs. Carolina (11/17/95)
 Interception Long Return-- 27 @ Green Bay (9/4/95)

Additional career statistics: Special teams tackles: 1994 (18), 1995 (10), 1996 (3), 1997 (1).



90 JEFF ZGONINA

DT

RAM FACTS

6-2
 5/24/70
 Purdue
 Mount Carmel H.S.
 Chicago, Ill.

Games, Starts: 1997-15,0

Career-46,0; Consecutive- 0,0

Signed through 1998

Age On Opening Day: 28

Jeff was a part of the Sack Homelessness Program, a performance-based program which helped to sack homelessness in the St. Louis metro area benefitting St. Patrick's Center.

Pro: Tough, physical defensive line-man...aggressive run stopper who can plug holes...possesses tremendous strength...signed by Rams 3/17/97...signed as free agent with Atlanta Falcons 10/8/96...released 2/14/97...played two seasons with

Pittsburgh Steelers...signed with Carolina 8/28/95...released 2/16/96...re-signed by Panthers 4/11/96...released 8/19/96...seventh round draft pick (185th overall) of Pittsburgh Steelers in 1993 NFL Draft. **1997:** Played in 15 games on

defense and special teams...registered career highs in tackles (22) and sacks (two)...earned Rams' 12th Man award and special teams ram hits award by coaches...placed on injured reserve 12/15 with injury to index finger...made career-high two sacks at Washington 11/30. **1996:** Played in eight games with Falcons...recorded 19 tackles. **1995:** Played in two games in 1995 with Carolina but did not record a tackle. **1994:** Played in 16 games, recording 10 tackles on defense and three tackles on special teams...recorded career-high eight tackles at Houston 11/28. **1993:** Played in five of last seven games with Pittsburgh Steelers...recorded two tackles.

College: Four-year starter at Purdue...set record for tackles for loss in career with 75...graduated with a degree in community health promotion.

Personal: Born Jeffrey Marc Zgonina (pronounced ska-NEE-na) in Chicago, Il...attended Mount Carmel High in Chicago, Il...earned all-area, all-Catholic league and all county honors in football...lettered in basketball, hockey and track...helped to organize MoBetta Celebrity Quail Hunt this offseason in Apache, Ok. to benefit Children's Medical Research Network of Oklahoma City...single...resides in Barrington Hills, Il.

ZGONINA'S NFL STATISTICS

Year	Team	G-S	Tackles			Sacks	Yds.	Int.	Yds.	PD	FF	FR
			Solo	Asst	Total							
1993	Pittsburgh	..5-0	11	5	16	0	0.0	0	0	0	0	1
1994	Pittsburgh	16-0	6	4	10	0	0.0	0	0	0	0	0
1995	Carolina2-0	2	0	2	0	0.0	0	0.0	0	0	0
1996	Atlanta8-0	14	5	19	1	4.0	0	0.0	0	0	1
1997	St. Louis15-0	19	3	22	2	9.0	0	0.0	2	0	0
Totals	46-0	52	17	69	3	13.0	0	0.0	2	0	2

Single Game Highs

Total tackles - 8 @ Houston (11/28/93)

Solo - 5 @ Denver (11/21/93)

Sacks - 2 @ Washington (11/30/97)

Additional career statistics: Special teams tackles: 1994 (3), 1997 (4).



OTHER RAMS WITH PRO EXPERIENCE

Tyji Armstrong, TE, Mississippi, 6-4, 250, (5)...signed by Rams 1/21/98...spent one season with Dallas Cowboys (1996) and four seasons with the Tampa Bay Buccaneers (1992-95)...started 28 of 59 games with Bucs...caught 45 passes for 557 yards (12.4 avg.) and three touchdowns...set career highs in 1994 with 22 receptions for 265 yards and one touchdown...played in 16 games with seven starts for Dallas...caught two passes for 10 yards...has 47 career receptions for 567 yards and three touchdowns...originally was third round pick (79th overall) by Tampa Bay in 1992 NFL Draft...played two seasons at the University of Mississippi...caught 16 passes for 304 yards and one touchdown...played one season at Iowa Central Junior College ...born Tyji Donraphael Armstrong 10/3/70 in Inkster, Mi...lettered in football and track at Robichaud High in Dearborn Heights, Mi...first name pronounced "Tie-jay" after a cologne his mother liked...single...resides in Tampa, Fl.

Donnell Baker, WR, Southern, La., 6-0, 200, (1)...signed by Rams 12/31/97 from practice squad...signed to practice squad 11/11/97 after being released from Jacksonville's practice squad...released by Rams in 1997 training camp after being signed 12/18/96...on Carolina's practice squad for most of 1996 season...seventh-round draft pick (193rd overall) by Panthers in 1996 NFL Draft...40 receptions for 632 yards and five touchdowns as senior at Southern...won Southwestern Athletic Conference championship in 100 meters and as member of 4x100 meter relay as senior...three years at Southwestern Louisiana before transferring to Southern...born Donnell Keith Baker 12/21/73 in San Francisco, Ca...three-year starting running back and safety at Glen Oaks High in Baton Rouge...also lettered in track...married (Shawanda)...resides in Baton Rouge, La.

Ethan Brooks, T, Williams (Mass.) College, 6-6, 299, (2)...signed by Rams 11/20/97...played one season with Atlanta Falcons (1996), getting in two games...played for World League's Rhein Fire in 1997, earning All-World honors at right tackle, allowing no sacks in helping Fire reach World Bowl...seventh-round draft pick by Falcons (229th overall) in 1996 NFL Draft...Division III all-America...recorded 62 tackles and 10 sacks in final two seasons as Ephs (pronounced Eeefs) posted 21-0-1 record...came to Williams on track scholarship, participating in shot put, discus and hammer...won Division III championship in 35-pound weight throw with record-breaking heave of 63'8 3/4"...all America in football, indoor track and outdoor track...graduated with degree in psychology...born Ethan Brooks 4/27/72 in Hartford, Ct...married (Jaquelyn)...couple resides in St. Louis.

June Henley, RB, Kansas, 5-10, 226, (1)...signed by Rams from practice squad 12/31/97...signed to practice squad 8/25/97...fifth-round draft pick (163rd overall) in 1997 NFL Draft by Kansas City Chiefs...Kansas' all-time leading rusher with 3,841 yards, ranking ahead of former Jayhawks and NFL stars Gale Sayers and John Riggins...had 13 100-yard rushing games and five 200-yard rushing efforts...criminal justice major...born Charles Lee Henley, Jr., 9/4/75 in Columbus, Oh...all-Central Ohio Player of the Year and first team all-State at Brookhaven High in Columbus...rushed for 2,582 yards and 35 TDs as senior, breaking Ohio single-season rushing record formerly held by two-time Heisman Trophy winner Archie Griffin...resides in St. Charles, Mo.

David Kempfert, C, Montana, 6-4, 295, (1)...signed by Rams to active roster 12/31/97...signed to Rams' practice squad 10/6/97...also on Seattle Seahawks' practice squad in 1997...signed by Seahawks 4/28/97 as undrafted college free agent...two-time first-team All-Big Sky Conference selection...three-time first-team All-Academic choice...played in Hula Bowl...graduated with degree in Pre-Physical Therapy in May 1997...born David Bryon Kempfert 5/11/74 in Thousand Oaks, Ca...first-team academic all-state choice at Hellgate High School in Missoula, Mt...single...resides in Missoula, Mt.

James Manley, DT, Vanderbilt, 6-3, 320, (2)...signed by Rams 1/5/98...with Minnesota Vikings before being released 9/22/97...active for two games in 1996 but did not play...saw first NFL action in playoff game at Dallas 12/28/96...recorded three tackles...second round pick (45th overall) by Vikings in 1996 NFL Draft...started final 33 games of collegiate career ...recorded 16.5 sacks, 14 tackles for loss, batted down 13 passes and forced three fumbles during career...earned All-SEC honors as senior in 1995...born James Manley, III 7/11/74 in Birmingham, Al...all-state selection, team captain and most valuable player as offensive and defensive tackle...voted "Mr. Huffman High" by teachers...single...resides in Thompson Station, Tn.

Tom Nutten, C, Western Michigan, 6-4, 285, (2)...signed by Rams 1/16/98...spent one season with Buffalo Bills (1995)...played one season with Hamilton Tiger-Cats of Canadian Football League...was signed to Bills' active roster 10/10/95, but did not see playing time...did not play in 1996...played with Hamilton Tiger-Cats of Canadian Football League in 1997...with Amsterdam Admirals of NFL Europe in 1998...starting center for top-ranked offense led by Rams' quarterback Kurt Warner...seventh-round pick (221st overall) of Buffalo in 1995 NFL Draft...four-year player at Western Michigan...graduated with degree in marketing...born Thomas R. Nutten 6/8/71 in Toledo, Oh...team captain at Champlain Regional High School in Lennoxville, Quebec, Canada...named Most Improved Athlete in hockey and rugby...single...resides in Naples, Fl.

Matt Reem, T, Minnesota, 6-6, 270, (2)...signed by Rams 1/12/98...spent one

season with Washington Redskins (1996) on injured reserve...signed by Minnesota Vikings as undrafted college free agent 4/24/96, released 8/21...played four seasons for the University of Minnesota...tight end final two seasons for Golden Gophers, catching five passes for 64 yards...born Matthew John Reem 12/23/72 in Racine, Wi...played tight end, defensive end and line-backer at Concordia Academy in Roseville, Mn...married (Stephanie)...resides in Florissant, Mo.

Joe Rowe, CB, Virginia, 6-0, 195, (1)...signed by Rams 11/18/97 from Green Bay practice squad...released by Rams in 1997 training camp after being signed as undrafted college free agent 4/29/97...played in 40 games during career at Virginia...set career marks senior season with 48 tackles, two interceptions and five passes defended...returned kickoff 82 yards for touchdown as senior...born Joseph Rowe, III, 12/8/73 in East Elmhurst, N.Y...lettered twice as wide receiver and defensive back for Greensville County High in Virginia...single...resides in St. Charles, Mo.

Corey Sears, DE, Mississippi State, 6-4, 310, (2)...signed with Rams 4/20/98...played one season (1996) with Baltimore Ravens...on injured reserve for first eight weeks of season before being released...two-year letterman at Mississippi State...posted 85 tackles as senior...transferred from Navarro Junior College in Navarro, Tx...interdisciplinary studies major...born Corey Alexander Sears 4/15/73 in San Antonio, Tx...starred as a two-way lineman at Converse Judson High School in Converse, Tx...led team to state semifinals as junior and state championship game as senior...resides in University City, Tx.

Donald Sellers, New Mexico, 6-0, 200, (1)...signed by Rams from practice squad 12/10/97...released by Rams in 1997 training camp after being signed as undrafted college free agent 4/29/97...two-year starter at quarterback at New Mexico...earned second team All-Western Athletic Conference honors as senior...six interceptions in 451 pass attempts...started 19 of 21 games...completed 278 of 451 passes (61.6 percent) for 3,741 yards and 21 touchdowns...ranked 13th in nation in total offense and had nation's lowest interception percentage...played two years at Trinity Valley College in Athens, Tx...led team to 1994 National Junior College Championship...born Donald Ray Sellers 12/30/74 in Birmingham, Al...two-year letterman in football, basketball and baseball at Ellison High in Killeen, Tex...father is retired from Army...has lived in Germany, Korea, Texas, Alabama, Georgia, and Ohio...is Big Brother with Big Brothers/Big Sisters of St. Louis...resides in Chesterfield, Mo.

Kurt Warner, QB, Northern Iowa, 6-2, 220, (1)...signed by Rams 12/26/97...started three seasons for Iowa Barnstormers of Arena Football League...led team to two Arena Bowl appearances...holds all Barnstormers individual passing records...two-time all-Arena selection...passed for 10,164 yards and 183 touchdowns in three seasons...threw for 4,149 yards and 79 touchdowns

and 14 interceptions in 498 pass attempts in 1997...starting quarterback for Amsterdam Admirals of NFL Europe League in 1998...led league in passing yards (2,101), attempts (326) and touchdowns (15)...passed for league high 387 yards and five touchdowns in Week 3 vs. Barcelona...Gateway Conference Offensive Player of the Year as senior at Northern Iowa...graduated with degree in communications...born Kurtis Warner 6/22/71 in Burlington, Iowa...attended Regis High in Cedar Rapids, Iowa...was all-state selection as senior...married (Brenda)...has two children, a son, Zachary, and a daughter, Jesse...resides in Johnston, Ia.



RAMS OVERTIME GAMES

The Rams have played in 14 overtime games, 13 in the regular season and one in the playoffs, since the NFL adopted the extra period in 1974. They own a 6-7-1 record overall in overtime games, and held the longest consecutive game streak in the NFL without an overtime at 95 spanning from 1990-96.

	Score by Quarters						
	2	3	4	OT	Total	Winning Score	
Dec. 12, 1975 @ San Diego Stadium1	2	3	4	OT	Total	Winning Score	
RAMS	3	7	0	3	13	FG Dempsey 22	
San Diego	0	10	0	0	10		
Sept. 19, 1976 @ Metropolitan Stadium							
RAMS	0	0	10	0	10		
Minnesota	3	0	7	0	10		
Dec. 2, 1979 @ Memorial Coliseum							
Minnesota	7	0	7	0	21		
RAMS	7	0	7	6	27	Cromwell 5-yard run	
Dec. 7, 1980 @ Rich Stadium							
RAMS	0	7	0	0	7		
Buffalo	0	7	0	3	10	FG Mike-Mayer 30	
Dec. 20, 1980 @ Anaheim Stadium							
Atlanta	7	0	3	0	17		
RAMS	3	14	0	3	20	FG Corral 23	
Sept. 23, 1983 @ Shea Stadium							
RAMS	14	0	3	7	0	24	
N.Y. Jets	7	7	3	3	27	FG Leahy 27	
Oct. 5, 1986 @ Anaheim Stadium							
Tampa Bay	0	10	7	3	0	20	
RAMS	14	3	0	3	6	26	Dickerson 42-yard run
Dec. 14, 1986 @ Anaheim Stadium							
Miami	0	21	7	3	6	37	Duper 20-yard pass from Marino
RAMS	0	7	14	10	0	31	
Nov. 5, 1989 @ Hubert Humphery Metrodome							
RAMS	7	0	0	14	0	21	
Minnesota	3	9	6	3	2	23	Safety, Merriweather blocked punt
Nov. 26, 1989 @ Louisiana Superdome							
RAMS	0	3	0	14	3	20	FG Lansford 31
New Orleans	7	3	7	0	0	17	
Jan. 7, 1990 @ Giants Stadium (NFC Divisional Playoff Game)							
RAMS	0	7	0	6	6	19	Anderson 30-yard pass from Everett
N.Y. Giants	6	0	7	0	0	13	
Oct. 7, 1990 @ Anaheim Stadium							
Cincinnati	14	7	7	3	3	34	FG Breech 44
RAMS	0	7	14	10	0	31	
Sept. 29, 1996 @ Sun Devil Stadium							
RAMS	7	14	7	0	0	28	
Arizona	0	14	0	14	3	31	FG Davis 24
Oct. 27, 1996 @ Memorial Stadium							
RAMS	7	6	7	11	0	31	
Baltimore	0	6	11	14	6	37	Jackson 22-yard pass from Testaverde



ROOKIES



ROOKIES' BIOGRAPHIES



GRANT WISTROM

DE

RAM FACTS

6-4	267
7/3/76	D1 -- 1998
Nebraska	6th overall
Webb City H.S.	Webb City, Mo.

Grant is one of only two Nebraska players to earn back-to-back Academic all-America honors. The other was Dave Rimington in 1981-82.

Physical, hard-nosed competitor... explosive player who uses strength and quickness to get into back-field...second defensive lineman picked in draft (Andre Wadsworth, by Arizona)...first defensive lineman taken by Rams in first round since DE Kevin Carter, also sixth pick, in 1995...two-time first-team All-America selection. **Senior:** Unanimous All-America and All-Big 12 Conference First-Team selection...recipient of the Lombardi Award, given to nation's top collegiate lineman...earned Academic All-Big 12 honors...recorded 51 tackles, 8.5 sacks and 17 stops for losses...had 25 quarterback pressures, three pass deflections, one fumble recovery and three forced fumbles...earned Big 12 Player of the Week honors after recording season-high 10 tackles with two sacks, four tackles for loss, three forced fumbles and three quarterback pressures vs. Oklahoma. **Junior:** Started at right defensive end for first time...Consensus Academic and Athletic First Team all-America...all-

Big 12 first team selection and conference Defensive Player of the Year...had career-highs in tackles (75), sacks (9.5) and tackles for losses (20)...also had 15 quarterback pressures, one forced fumble and two blocked kicks...recorded only career interception in season opener vs. Michigan State; returned ball nine yards for touchdown. **Sophomore:** Earned third-team all-America honors by Associated Press and first-team all-Big Eight Conference honors in first season as starter, playing at right outside linebacker...made 44 tackles, four sacks, 15 tackles for losses and 13 quarterback pressures...had five tackles and one sack in national championship game vs. Florida. **Freshman:** Selected Newcomer of the Year by Big Eight Conference...one of only two true freshmen on squad to letter...played in every game as reserve outside linebacker...made 36 tackles, 4.5 sacks, 6.5 tackles for losses and 11 quarterback pressures...in first college game made three tackles, 1.5 sacks and two

quarterback pressures in Kickoff Classic vs. West Virginia...made three tackles and tackle for loss late in fourth quarter in Orange Bowl against Miami that helped Cornhuskers to first championship.

Personal: Born Grant Alden Wistrom 7/3/76 in Webb City, Mo...first-team all-America selection by Super Prep, Blue Chip and *USA Today*...earned Top 100 honors from Scholastic Coach Magazine as senior at Webb City High...had 122 tackles, eight sacks, six fumble recoveries, nine forced fumbles and a blocked punt as linebacker...also played tight end and

caught 30 passes for 527 yards and five touchdowns and rushed 11 times for 115 yards and three touchdowns...led team to two Class 4A championships...also played basketball and competed in track...academic all-State choice, graduating with 3.95 grade point average...pre-pharmacy major with emphasis in Biological Sciences...lists Cornhuskers' 1997 national championship his senior year while captain as most memorable experience in college...plans to be pharmacist or high school football coach following career...single...resides in Webb City, Mo.

WISTROM'S COLLEGE STATISTICS

Year	Team	G-S	Tackles							PD	FF	FR
			Solo	Asst	Total	Sacks	Yds.	Int.	Yds.			
1994	Nebraska	12-0	14	22	36	4.5	49	0	0	0	0	0
1995	Nebraska	11-11	21	23	44	4.0	23	0	0	0	0	0
1996	Nebraska	12-12	30	45	75	9.5	48	1	9	0	1	0
1997	Nebraska	12-12	28	23	51	8.5	58	0	0	3	3	1
Totals		47-35	93	113	206	26.5	178	1	9	3	4	1



Rams' first round selection, DE Grant Wistrom, shows off his new jersey with Coach Dick Vermeil.



ROBERT HOLCOMBE

RB

RAM FACTS

5-11	220
12/11/75	D2--1998
Illinois	37th Overall
Mesa H.S.	Mesa, Az.

Despite playing for an 0-11 team as a senior, Robert set school a school record with 294 carries and was just 29 yards shy of breaking his own single-season rushing record of 1,281.

Runs with good body lean and balance...makes sharp lateral cuts in traffic...instinctively decisive hitting the hole...shattered the school's career rushing records and ranks sixth all-time in Big Ten Conference with 4,105 yards, breaking the Illini mark of 2,887 yards. **Senior:** All-American third-team choice by The Poor Man's Guide to the NFL Draft...all-Big Ten Conference First-Team selection...set school season-record with 294 carries for 1,253 yards (4.3 avg.) and four touchdowns...led team with 35 receptions for 277 yards (7.9 avg.) and two touchdowns...rushed 40 times for 165 yards and touchdown versus Louisville...followed with 163 yards and a score on 32 carries versus Washington State...added 157 yards in 12 attempts versus Iowa...hauled in three passes for 39 yards and collected 104 yards with a touchdowns on 23 carries against Penn State...gained 143 yards in 32 tries versus Ohio State. **Junior:** All-Big Ten first-team selection...ran for career-high 1,281 yards and 12 touchdowns on 260 carries (4.9 avg.), breaking the school record of 1,258 yards...exploded for career-high and school record

315 yards on 43 carries in addition to four touchdowns versus Northwestern. **Sophomore:** Team offensive Player of the Year as he gained 1,051 yards with five touchdowns on 264 carries...Added 130 yards and one touchdown on a school-record 49 carries in 7-0 shutout of East Carolina. **Freshman:** Illinois Rookie of the Year as he picked up 520 yards with four touchdowns on 125 carries (4.2 avg.)...caught six passes for 44 yards (7.3 avg.).

Personal: Born Robert Holcombe in Houston, Texas 12/11/75...all-America and all-Far West selection by Prep Football Report, adding all-State and Long Beach *Press-Telegram* "Best in the West" honors as a senior at Mesa High in Mesa, Az...two time all-Region pick...lettered twice in football, gaining 1,613 yards with 19 touchdowns on 132 carries (12.2 avg.) on his final season...gained 1,438 yards with 13 scores as a junior...lettered in track, leading the 4x400-meter relay team to the state title...single...resides in Houston, Tex.

HOLCOMBE'S COLLEGE STATISTICS

Year	Team	Rushing						Receiving				
		G-S	No.	Yards	Avg.	LG	TD	No.	Yards	Avg.	LG	TD
1994	Illinois	10-6	125	520	4.2	36	4	6	44	7.3	14	0
1995	Illinois	11-11	264	1,051	4.0	56	5	8	57	7.1	20	0
1996	Illinois	11-11	260	1,281	4.9	67	12	23	241	10.5	66	1
1997	Illinois	11-11	294	1,253	4.3	48	4	35	277	7.9	63	2
Totals		43-39	943	4,105	4.4	67	25	72	619	8.6	66	3



LEONARD LITTLE

LB

RAM FACTS

6-3	237
10/19/74	D3-1998
Tennessee	65th overall
Asheville H.S.	Asheville, N.C.

Leonard was active in various community organizations as a collegian in Knoxville, Tn. He served on the AIDS Response Team, worked with children in Shriners' Hospital, and helped distribute can goods to less fortunate people during holidays.

Intense pass rusher with lightning-like sideline-to-sideline range...versatile athlete who had starts at both defensive end and linebacker...projected to be an outside linebacker...Rams' third-round selection (65th overall) in 1998 NFL Draft. **Senior:** Earned all-America first-team selection and all-Southeastern Conference first-team honors...started every game at middle linebacker...led team with 87 tackles and ranked second with 8.5 sacks...had six stops for losses and 13 quarterback pressures...deflected five passes and recovered two fumbles...earned Southeastern Conference Defensive Player of the Week honors after posting seven tackles and a forced fumble, sacked the quarterback for a 5-yard loss in the end zone, resulting in a safety in win

over UCLA. **Junior:** Appeared in the first seven games at left defensive end...finished with 33 tackles, 8.5 sacks and five stops for losses...blocked one field goal and caused four fumbles **Sophomore:** All-America first team selection by the Gridiron Report...*Associated Press* all-SEC first team pick...started every game at left defensive end...recorded 62 tackles (52 solos)...led a swarming defense that set a team season-record with 42 sacks...his 11 sacks ranks second on the school's all time list behind Reggie White (15 in 1983)...credited with 14 stops for losses. **Junior College:** All-America honorable mention and all-Kansas Jayhawk Community College Conference first-team 1994 at Coffeyville Community

College in Coffeyville, Ks...recorded 88 tackles with five sacks and one interception in seven games...also blocked four kicks (two punts and two extra points)

Personal: Born Leonard Antonio Little 10/19/74 in Asheville, N.C.

....attended Asheville High...started three years at linebacker and wide receiver...earned Super Prep, Blue Chip, and Prep Football Report all-America first team selections...graduated in August, 1997, with degree in psychology...single...resides in Asheville, N.C.

LITTLE'S COLLEGE STATISTICS

Year	Team	G-S	Solo	Asst	Total	Sacks	Yds.	Int.	Yds.	PD	FF	FR
1995	Tennessee	11-10	52	10	62	11.0	63	0	0	5	2	0
1996	Tennessee	7-6	24	9	33	8.5	45	0	0	0	4	0
1997	Tennessee	12-12	59	28	87	8.5	79	0	0	5	2	0
Totals		30-28	135	47	182	28.0	187	0	0	10	8	0



AZ-ZAHIR HAKIM

WR

RAM FACTS

5-10
6/3/77
San Diego St.
Fairfax H.S.
178
D4A--1998
96th overall
Los Angeles, Ca.

During the summer of 1996, Az worked at the Polinsky Center in San Diego, an organization which aided abused teenagers. Az helped with daily assignments and served as a mentor.

Quick, agile deep threat with big-play ability...not timid going across middle...outstanding at turning upfield after catch...ranks seventh in San Diego State history with 147 catches and fourth in receiving yards with 2,622... fifth in school history with 999 kickoff return yards...first of two Rams' fourth-round selections (96th overall) in 1998 NFL Draft...pick acquired in 1997 trade with San Diego for Rams' fifth round pick in 1997. **Senior:** Played in and started eight games...caught 37 passes for 595 yards (16.1 avg.) and six touch-

downs...had 14 kickoff returns for 26.2 avg. and one touchdown and three punt returns for 68 yards...opened season with six catches for 172 yards and two touchdowns and returned a kickoff 85 yards for another score against Navy...recorded seven catches for 108 yards and one touchdown against Washington...made season-high 10 receptions for 107 yards and touchdown versus Wisconsin. **Junior:** Started and played in seven games...grabbed 36 receptions for 635 yards and five touchdowns.

Sophomore: All-Western Athletic Conference second-team selection... started 12 games and was fourth in conference with career-high 57 receptions for 1,022 yards (17.9 avg.) and eight touchdowns...returned 21 kick-offs for 491 yards (23.4 avg.).

Freshman: Played in nine games with one start...caught 17 passes for 370 yards (21.8) avg.) and two touchdowns...caught season-high four passes for 143 yards and first two touchdowns of collegiate career versus Wyoming.

Personal: Born Az-Zahir Hakim 6/3/77 in Los Angeles, Ca...pronounced Oz-Za-HERE Ha-KEEM...All-City selection as defensive back for Fairfax High Lions in Los Angeles...also played flanker and quarterback...as senior, intercepted six passes, threw for 452 yards and rushed for 838 yards...also played basketball and ran track...child development major...Rams' offensive line coach Ed White was Aztecs' line coach while Hakim played at SDSU...single...resides in Los Angeles.

HAKIM'S COLLEGE STATISTICS

Year	Team	G-S	Receiving					Kickoff Returns				
			No.	Yards	Avg.	LG	TD	No.	Yards	Avg.	LG	TD
1994	San Diego St.	9-1	17	370	21.8	66	2	2	64	32.0	33	0
1995	San Diego St. ...	12-12	57	1,022	17.9	57	8	21	491	23.4	44	0
1996	San Diego St.	7-7	36	635	17.6	67	5	3	77	25.7	29	0
1997	San Diego St.	8-8	37	595	16.1	47	6	14	367	26.2	85t	1
Totals	36-28	147	2,622	17.8	67	21	40	999	25.0	85t	1



ROLAND WILLIAMS

TE

RAM FACTS

6-5	269
4/27/75	D4B--1998
Syracuse	98th overall
East H.S.	Rochester, N.Y.

Roland helped organize the Syracuse Jam Session, the largest charity event ever held at Syracuse University. The event benefitted the Boys and Girls Club and the Make-A-Wish Foundation of Central New York.

Physical player who enjoys contact...very consistent with feet movement when engaging blockers...stand-out wedge buster on special teams...second of two fourth-round

picks (98th overall) in 1998 NFL Draft **Senior:** Started every game as Orangemen used two-tight end formation...caught eight passes for 132 yards (16.5 avg.) and a touch-

down...was special teams' ironman, playing on all special teams...made 25 pancake blocks...had a 33-yard reception and special teams tackle versus Wisconsin...added an assisted tackle on special teams, a 24-yard catch and a key block that gave Donavan McNabb time to unleash a 66-yard touchdown pass to pull off a 20-13 win over Boston College. **Junior:** Played in every game, starting seven...recorded a career-high 13 passes for 140 yards (10.8 avg.) and five touchdowns. **Sophomore:** Appeared on every game, starting six...caught six passes for 64 yards (10.7 avg.) and two touchdowns...scored first career touchdown on a 9-yard reception versus Temple. **Freshman:** Originally recruited as defensive end...redshirted.

Personal: Born Roland Lamar Williams in Rochester, N.Y.... Super Prep all-America and Northeast

Defensive Player of the Year selection, adding all-Greater Rochester, all-City Catholic League and all-City Catholic League and all-State honors while serving as team captain at East High...recorded 60 tackles with eight sacks at defensive end and caught 17 passes for 255 yards with five touchdowns at tight end in final season...averaged 12.2 points 8.9 rebounds per game for basketball team...also lettered in golf...served as president of numerous campus organizations...served as Big East Conference representative for NCAA Student Athlete Advisory Commission...graduated in May, 1997, with degree in Speech Communications...pursuing Masters degree in Public Relations...is first Syracuse athlete to be admitted to S.I. Newhouse School of Public Communications, which produced national broadcaster and St. Louisan Bob Costas...single...resides in Rochester, N.Y.

WILLIAMS' COLLEGE STATISTICS

Pass Receiving

Year	Team	G-S	No.	Yards	Avg.	LG	TD
1993	Syracuse		Redshirt-Freshman				
1994	Syracuse11-0	0	0	0.0	0	0
1995	Syracuse11-6	6	64	10.7	18	2
1996	Syracuse11-7	13	140	10.8	32	5
1997	Syracuse12-3	8	132	16.5	33	1
Total	45-16	27	404	15.0	33	8

ROOKIE HONORS

The Rams have had two players receive NFL Rookie of the Year honors and both are running backs. Jerome Bettis became the second Ram recipient after rushing for 1,429 yards in 1993. Eric Dickerson was the first Ram to be named Rookie of the Year when he rushed for 1,808 yards and 18 touchdowns in 1983. Overall, the Rams have had 30 players receive All-Rookie Team recognition.



RAYMOND PRIESTER

RB

RAM FACTS

6-1	242
2/3/75	D5--1998
Clemson	129th overall
Allendale-Fairfax H.S.	Allendale, S.C.

Raymond played a little "hide 'n seek" on a touchdown run during a game vs. Maryland his senior year. On a fullback dive, he went in on the left side and came out on the right. Priester said that the Terps were expecting him to come out on the left side, so he hid behind his offensive line and came out on the right side.

Powerful inside runner with deceptive speed turning the corner...has sure hands in short passing game...only player in school history with a pair of 1,000-yard seasons rushing...only active NCAA Division I-A player to hold his school's rushing records for game, season and career...his 3,904 yards rushing broke Tigers' all-time record of 2,914 yards by Kenny Flowers...786 carries broke school record of 600...fifth-round selection (129th overall) in 1998 NFL Draft. **Senior:** All-Atlantic Coast Conference, first-team pick by The NFL Draft Report...started 10 games...led team with 894 yards and six touchdowns on 204 carries (4.4 avg.)...caught 14 passes for 113 yards (8.1 avg.)...opened season with 138 yards and a TD on 23 attempts in a victory over Appalachian State...added 89 yards on 24 tries versus North Carolina State...had 25 rushes for 99 yards and a touchdown against Georgia Tech. **Junior:** All-ACC second-team selection...finished second in the conference with 1,345 yards on 257 carries (5.3 avg.) with six touchdowns, breaking his Tiger

season-record of 1,322 yards (1995)...set school season-record with 1,460 all purpose yards, topping mark of 1,446...ran for more than 100 yards seven times, tying Tigers record. **Sophomore:** Second-team All-ACC choice...started 11 games, finishing with 1,322 yards and six touchdowns on 238 carries, breaking school season-record of 1,258 yards...became first Clemson back since 1967 to lead ACC in rushing...rushed 32 times for school record 263 yards versus Duke. **Freshman:** All-ACC honorable mention...lined up at fullback for final eight games, rushing for 343 yards and three touchdowns on 87 carries (3.9 avg.).

Personal: Born Raymond Priester, Jr., in Allendale, South Carolina 2/3/75...first player from the Allendale area to compete in a Division I program...Super Prep All-Mid Atlantic, All-Mid-Atlantic Coast first-team pick by Prep Football Report, Class AA All-State and Back of the Year from Allendale-Fairfax High...four-time all-Region and all-

Area choice...rushed for 1,973 yards with 24 touchdowns as senior...gained 5,673 yards with 71 TDs during high school...recorded

101 tackles with four interceptions as linebacker during senior year...human resources development major...single...resides in Allendale, S.C.

PRIESTER'S COLLEGE STATISTICS

Year	Team	G-S	Rushing					Receiving				
			No.	Yards	Avg.	LG	TD	No.	Yards	Avg.	LG	TD
1994	Clemson11-8	87	343	3.9	23	3	4	14	3.5	9	0
1995	Clemson11-10	223	1,286	5.8	44	6	10	58	5.8	11	0
1996	Clemson11-11	232	1,194	5.2	65	6	15	115	7.7	20	1
1997	Clemson10-10	204	894	4.4	38	6	14	113	8.1	18	0
Totals	43-39	746	3,717	4.9	65	21	43	300	7.0	20	1



GLENN ROUNTREE

G

RAM FACTS

6-3	304
11/24/73	D6--1998
Clemson	159th overall
Nansemond-Suffolk H.S.	Suffolk, Va.

As a senior in high school, Glenn kicked a game-winning 32-yard field goal to help the Nansemond-Suffolk Saints win the Virginia Division 1-AA state title.

Durable, dependable athlete...holds school records by starting 47 straight games and playing in 3,048 plays, most in Clemson history...has quick backpedal and explosive first step...joins fifth-round draft pick Raymond Priester and 1997 second-round selection Dexter McCleon as Clemson players drafted by Rams in the last two seasons...sixth-round selection (159th overall) in 1998 NFL Draft. **Senior:** Named first-team all America by *Successful Farming Magazine*...first-team all-Atlantic Coast Conference selection...participated in 754 plays, making 63 knock-downs...named ACC Offensive Lineman of the Week when he graded

season-high 85 percent and posted six knockdowns as offense generated 435 yards in win over North Carolina State...earned award after spraining ankle earlier in week...knocked down UNC defensive end and Dallas Cowboys' first round pick Greg Ellis in clearing path for eight-yard touch-down run versus Tar Heels. **Junior:** All-ACC second team selection...made 40 knockdowns while playing in 768 plays...provided holes for 262-yard rushing attack against Georgia Tech...named ACC Offensive Lineman of the Week versus Virginia with six knockdowns. **Sophomore:** Played in more plays (788) than any other Tiger and registered 40 knock-

downs playing at right guard for first time. **Freshman:** One of six freshman in history of Clemson football to start every game on offensive line...played in 799 plays, most of any offensive player...posted 41 knock-downs while playing right guard.

Personal: Born Glenn Thomas Rountree in Suffolk, Va...two-time all

state selection as two-way tackle at Nansemond-Suffolk Academy...also handled punting and placekicking chores...made 110 tackles and eight sacks as senior...graduated from Clemson in August, 1997 with degree in Agricultural Education...born and raised on 500-acre corn, soybean and peanut farm...married (Renee)...resides in Suffolk, Va.



JASON CHORAK

LB

RAM FACTS

6-4	253
9/23/74	D7--1998
Washington	236th overall
Vashon H.S.	Vashon, Wa.

Jason served on board of northwest chapter of Parkinson's Disease, the disease that affects former heavyweight champion Muhammad Ali.

Powerful run defender who has balance and leverage to slide off blocks...holds Huskies' career-record with 59.5 tackles behind line of scrimmage, topping mark of 48 by Ron Holmes (1982-84)...25.5 sacks rank third behind Holmes (27) & Donald Jones (30.5, 1989-91)...seventh-round selection (236th overall) in 1998 NFL Draft. **Senior:** All-America second team selection by *Football News*...all-Pac 10 Conference first team pick...started at strongside outside linebacker...recorded 40 tackles with seven sacks and 20 stops for losses...caused one fumble and deflected two passes...had 5-yard sack, 4 stops for losses and a

pass breakup against San Diego State.

Junior: All-America first team choice by *The Sporting News*, *Football News*, *Playboy* and *College Sports*...consensus all-Pac 10 Conference first-team pick...named Pac-10 Defensive Player of the Year by *Sporting News*...started at strongside outside linebacker...set school season-records with 14.5 sacks and 22 stops for losses...recorded 43 tackles with two forced fumbles **Sophomore:** All-America pick by *The Poor Man's Guide to the NFL Draft*...all-Pac 10 Conference honorable mention...started at strongside outside linebacker...made 43 tackles with 3.5 sacks and a team-high 13

stops for losses...deflected three passes and caused one fumble.
Freshman: Played in every game as reserve tackle and end...finished with 13 tackles and 4.5 stops for losses.

Personal: Born Jason Chorak on 9/23/74 in Vashon, Washington...at-

tended Vashon High where he was rated one of the nation's premier defensive ends, earning all-America honors from *USA Today* and *Scholastic Coach Magazine*...sociology major...Parents, Pete and Neja, hail from Croatia...single...resides in Vashon, Wa.

CHORAK'S COLLEGE STATISTICS

Year	Team	G-S	Solo	Asst	Total	Sacks	Yds.	Int.	Yds.	PD	FF	FR
1993	Washington	Redshirt-Freshman										
1994	Washington	.11-0	8	5	13	0.5	1.5	0	0	0	0	1
1995	Washington	.11-11	25	18	43	3.5	22.0	0	0	3	1	0
1996	Washington	.11-11	29	14	43	14.5	90.5	0	0	0	2	1
1997	Washington	.11-11	30	10	40	7.0	44.0	0	0	2	1	0
Totals		.44-33	92	47	139	25.5	158	0	0	5	4	2

1998 ROOKIE FREE AGENTS

Daryl Bush, LB, Florida State, 6-2, 238...signed with Rams 4/20/98...recorded 97 tackles with 6.5 sacks and two interception in his senior season...third team all-America selection by Associated Press...Dick Butkus Award semi-finalist...chosen ESPN Scholar-Athlete of the Week vs. Virginia and CBS Scholar-Athlete of the Week vs. Florida...graduated in December, 1996 with degree in finance...earned Masters degree in sports administration in December, 1997...Born Daryl Lance Bush 2/11/75 in Pittsburgh, Pa...attended Lake Brantley High in Orlando, Fl.

Roger Chanoine, T, Temple, 6-4, 295...signed with Rams 4/20/98...had 21 career starts in 30 appearances...never missed game due to injury...business administration major... born Roger Chanoine Jr. 9/11/76 in Newark, N.J...attended Linden High in Linden, New Jersey...played center on varsity basketball team.

London Fletcher, LB, John Carroll, 6-0, 241...signed with Rams 4/23/98...led John Carroll Blue Streaks in tackles with 202 in 1997, setting a school single season record...topped 20 tackles three time last season...started all 12 games, recording no less than seven tackles in any game...Division III National Linebacker of Year...also lettered in basketball...received degree in sociology...born London Levi Fletcher 5/19/75 in Cleveland...played on two state basketball championship teams at Villa Angela-St. Joseph High in Cleveland.

Kadar Hamilton, S, Stanford, 5-10, 200...signed with Rams 6/11/98...senior starter who finished third on team in tackles with career-high 65...started nine games as freshman, recording 60 tackles and one interception...finished career with 149 tackles...economics major...born Kadar Hamilton in Boston...named first team all-America by *Blue Chip Magazine*...played defensive back and run-

ning back as senior at Loyola High in Los Angeles...rushed for 1,205 yards on 164 carries (7.8 average) and scored 16 touchdowns...father Ray played nine seasons with New England Patriots (1973-81) as nose guard and is in second season as defensive line coach with Patriots.

Tony Horne, WR, Clemson, 5-11, 173...signed with Rams 4/20/98...first team all-ACC all-purpose player, second team all conference wide receiver as senior...started all 12 games and finished with 70 receptions for 907 yards...born Tony Tremaine Horne 3/21/76 in Montgomery County, N.C...won state championship and holds school record at Richmond City High in the 110-meter high hurdles.

Jeremy McKinney, T, Iowa, 6-6, 301...signed with Rams 4/20/98...saw action in all 12 games as a senior...member of offensive line as Hawkeyes led the Big 10 in rushing and scoring and ranking eighth in the nation in rushing offense...started 12 games at right tackle as junior...captain of all-academic team...sociology major...born Jeremy Adam McKinney 1/6/76 in Huntington Park, Ca...attended Horizon High in Brighton, Co.

Fred Pollack, G, Nebraska, 6-1, 325...signed with Rams 4/20/98...all-Big Twelve Conference Honorable Mention as senior for Cornhuskers...started every game at left tackle as Huskers averaged 392.6 yards a game rushing...played in 10 games as junior...appeared in six games at left tackle as sophomore...red-shirted as freshman... finance major...born Frederick Matthew Pollack 2/27/74 in Omaha, Ne...attended Creighton Prep in Omaha, Ne.

Russell Shaw, WR, Michigan, 6-0, 188...signed with Rams 4/20/98...started 11 of 12 games as senior...had 25 receptions for 284 yards and 2 touchdowns...joined Wolverines as junior college transfer...started 11 games and caught 33 passes for 384 yards and four touchdowns as junior...started for two years at El Camino Community College in Torrance, Ca...set school records with 111 receptions and 1,988 receiving yards...scored 25 touchdowns, including four in one game...sports management and communications major...born Russell Lee Shaw 2/25/76 in Gardena, Ca...had 94 career receptions for 1,528 yards and 11 TD's at Locke High in Los Angeles, alma mater of baseball greats Ozzie Smith and Eddie Murray.

Glenn Young Jr., DE, Vanderbilt, 6-3, 253...signed with Rams 4/20/98...led team in sacks with nine and recorded 41 tackles, including six tackles for a loss as senior...played in all 11 games but did not start as a junior...had 10 tackles and one sack...majoring in Human and Organizational Development...born Glenn Mitchell Young Jr., 9/10/75 in Detroit...led Bishop Gallagher High in Detroit with 57 tackles as a senior...also recorded 12 sacks and two forced fumbles and intercepted a pass...earned all-league and all-Catholic honors at defensive end and guard...earned honorable mention all-state honors.

ROOKIES AND FIRST-YEAR PLAYERS

No.	Player	Pos.	NFL				High School		
			Ht.	Wt.	Year	Age	College	Hometown	
10	Warner, Kurt	QB	6-2	220	1	27	Northern Iowa	Burlington, Ia.	
15	Shaw, Russell	WR	5-9	188	R	22	Michigan	Los Angeles, Ca.	
16	Sellers, Donald	WR	6-0	195	1	23	New Mexico	Birmingham, Al.	
17	Horne, Tony	WR	5-9	173	R	22	Clemson	Rockingham, N.C.	
19	Baker, Donnell	WR	6-0	200	1	24	Southern	Baton Rouge, La.	
25	Holcombe, Robert	RB	5-11	220	R	22	Illinois	Mesa, Az.	
26	Henley, June	RB	5-10	226	1	22	Kansas	Columbus, Oh.	
27	Priester, Raymond	RB	6-1	242	R	23	Clemson	Allendale, S.C.	
42	Rowe, Joe	CB	6-0	195	1	24	Virginia	Emporia, Va.	
45	Hamilton, Kadar	S	5-10	200	R	21	Stanford	Los Angeles, Ca.	
48	Williams, Roland	TE	6-5	269	R	23	Syracuse	Rochester, N.Y.	
53	Bush, Daryl	LB	6-1	238	R	23	Florida St.	Lake Brantley, Fl.	
57	Little, Leonard	LB	6-3	237	R	23	Tennessee	Asheville, N.C.	
61	Nutten, Tom	C	6-4	285	1	27	Western Michigan	Magog, Quebec, Canada	
62	Kempfert, David	C	6-4	290	1	24	Montana	Thousand Oaks, Ca.	
64	Chanoine, Roger	T	6-4	295	R	21	Temple	Linden, N.J.	
64B	Young, Jr. Glenn	DE	6-3	253	R	22	Vanderbilt	Detroit, Mi.	
65	Rountree, Glenn	G	6-3	304	R	24	Clemson	Suffolk, Va.	
68	McKinney, Jeremy	T	6-5	301	R	22	Iowa	Brighton, Co.	
59	Fletcher, London	LB	6-0	241	R	22	John Carroll	Cleveland, Oh.	
69	Pollack, Fred	G	6-1	325	R	24	Nebraska	Omaha, Ne.	
71	Reem, Matt	T	6-6	270	1	25	Minnesota	Minneapolis, Mn.	
81	Hakim, Az-Zahir	WR	5-10	178	R	21	San Diego St.	Los Angeles, Ca.	
95	Chorak, Jason	LB	6-4	253	R	23	Washington	Vashon, Wa.	




VETERANS ALPHABETICAL ROSTER

No.	Player	Pos.	Ht.	Wt.	Birthdate	NFL		High School	
						Year	College	College	Hometown
99	Agnew, Ray	DT	6-3	285	12/9/67	9	North Carolina St.	Winston Salem, N.C.	
20	Allen, Taje	CB	5-10	185	11/6/73	2	Texas	Lubbock, Tx.	
49	Armstrong, Tyji	TE	6-4	250	10/3/70	5	Mississippi	Inkster, Mi.	
12	Banks, Tony	QB	6-4	215	4/5/73	3	Michigan St.	San Diego, Ca.	
13	Bono, Steve	QB	6-4	212	5/11/62	14	UCLA	Norristown, Pa.	
77	Brooks, Ethan	G/T	6-6	299	4/27/72	2	Williams	Simsbury, Ct.	
80	Bruce, Isaac	WR	6-0	188	11/10/72	5	Memphis	Ft. Lauderdale, Fl.	
93	Carter, Kevin	DE	6-5	280	9/21/73	4	Florida	Tallahassee, Fl.	
24	Clark, Willie	CB	5-10	186	1/6/72	5	Notre Dame	Wheatland, Ca.	
56	Clemons, Charlie	LB	6-2	255	7/4/72	2	Georgia	Griffin, Ga.	
84	Conwell, Ernie	TE	6-1	265	8/17/72	3	Washington	Kent, Wa.	
75	Farr, D'Marco	DT	6-1	280	6/9/71	5	Washington	Richmond, Ca.	
63	Flannery, John	C/G	6-3	304	1/13/69	8	Syracuse	Pottsville, PA	
82	Floyd, Malcolm	WR	6-0	185	12/29/72	5	Fresno St.	Sacramento, Ca.	
9	Furrer, Will	QB	6-3	215	2/5/68	6	Virginia Tech	Pullman, Wa.	
70	Gandy, Wayne	T	6-4	310	2/10/71	5	Auburn	Haines City, Fl.	
60	Gruttadauria, Mike	C	6-3	297	12/6/72	3	Central Florida	Tarpon Springs, Fl.	
33	Harris, Derrick	RB	6-0	252	9/18/72	3	Miami, FL	Angleton, Tx.	
34	Heyward, Craig	RB	5-11	265	9/26/66	11	Pittsburgh	Passaic, N.J.	
54	Hill, Eric	LB	6-2	258	11/14/66	10	LSU	Wheaton, Tx.	
89	Jacoby, Mitch	TE	6-4	260	12/8/73	2	Northern Illinois	Fredonia, Wi.	
22	Jenkins Jr., Billy	S	5-10	205	7/8/74	2	Howard	Albuquerque, N.M.	
52	Jones, Mike	LB	6-1	240	4/15/69	8	Missouri	Kansas City, Mo.	
55	Kazadi, Muadian/vita	LB	6-2	240	12/20/73	2	Tulsa	Newton, Ks.	
88	Kennison, Eddie	WR	6-0	195	1/20/73	3	LSU	Lake Charles, La.	
86	Laing, Aaron	TE	6-3	260	7/19/71	4	New Mexico St.	Houston, Tx.	
31	Lee, Amp	RB	5-11	200	10/1/71	7	Florida St.	Chipley, Fl.	
41	Lyght, Todd	CB	6-0	190	2/9/69	8	Notre Dame	Flint, Mi.	
35	Lyle, Keith	S	6-2	210	4/17/72	5	Virginia	Vienna, Va.	
97	Manley, James	DT	6-3	320	7/11/74	2	Vanderbilt	Birmingham, Al.	
91	Maumalanga, Chris	DT	6-3	300	12/15/71	3	Kansas	Hawthorne, Ca.	
23	McBurrows, Gerald	S	5-11	205	10/7/73	4	Kansas	Detroit, Mi.	
21	McCleon, Dexter	CB	5-10	200	10/9/73	2	Clemson	Meridian, Ms.	
47	McNeil, Ryan	CB	6-2	192	10/4/70	6	Miami, FL	Fort Pierce, Fl.	
73	Miller, Fred	T	6-7	315	2/6/73	3	Baylor	Houston, Tx.	
44	Moore, Jerald	RB	5-9	225	11/20/74	3	Oklahoma	Houston, Tx.	
76	Pace, Orlando	T	6-7	320	1/4/75	2	Ohio St.	Sandusky, Oh.	
58	Phifer, Roman	LB	6-2	240	3/5/68	8	UCLA	Pineville, N.C.	
66	Phillips, Joe	DT	6-5	305	7/15/63	13	SMU	Portland, Or.	
87	Proehl, Ricky	WR	6-0	190	3/7/68	9	Wake Forest	Hillsborough, N.J.	
92	Robinson, Bryan	DE	6-4	295	6/22/74	2	Fresno St.	Toledo, Oh.	
94	Robinson, Jeff	DE	6-4	275	2/20/70	6	Idaho	Spokane, Wa.	
37	Scurlock, Mike	S	5-10	200	2/26/72	4	Arizona	Tucson, Az.	
79	Sears, Corey	DE	6-2	293	4/15/73	2	Mississippi St.	Universal City, Tx.	
51	Styles, Lorenzo	LB	6-1	245	1/31/74	4	Ohio St.	Columbus, Oh.	
83	Thomas, J.T.	WR	5-10	180	7/11/71	4	Arizona St.	San Bernardino, Ca.	
28	Thompson, David	RB	5-8	200	1/13/75	2	Oklahoma St.	Okmulgee, Ok.	
50	Tucker, Ryan	C/G	6-5	305	6/12/75	2	Texas Christian	Midland, Tx.	
11	Tuten, Rick	P	6-2	221	1/5/65	10	Florida St.	Ocala, Fl.	
72	Wiegert, Zach	G	6-4	310	8/16/72	4	Nebraska	Fremont, Neb.	
14	Wilkins, Jeff	K	6-2	205	4/19/72	5	Youngstown St.	Austintown, Oh.	
96	Williams, Jay	DE	6-3	280	10/13/71	4	Wake Forest	Washington, D.C.	
32	Wright, Toby	S	5-11	212	11/19/70	5	Nebraska	Phoenix, Az.	
90	Zgonina, Jeff	DT	6-2	300	5/24/70	6	Purdue	Barrington Hills, Il.	

VETERANS NUMERICAL ROSTER

No.	Player	Pos.	Ht.	Wt.	NFL		College
					Year	Age	
9	Furrer, Will	QB	6-3	215	6	30	Virginia Tech
11	Tuten, Rick	P	6-2	221	10	33	Florida St.
12	Banks, Tony	QB	6-4	215	3	25	Michigan St.
13	Bono, Steve	QB	6-4	212	14	35	UCLA
14	Wilkins, Jeff	K	6-2	205	5	26	Youngstown St.
20	Allen, Taje	CB	5-10	185	2	24	Texas
21	McCleon, Dexter	CB	5-10	200	2	24	Clemson
22	Jenkins Jr., Billy	S	5-10	205	2	23	Howard
23	McBurrows, Gerald	S	5-11	205	4	24	Kansas
24	Clark, Willie	CB	5-10	186	5	26	Notre Dame
28	Thompson, David	RB	5-8	200	2	23	Oklahoma St.
31	Lee, Amp	RB	5-11	200	7	26	Florida St.
32	Wright, Toby	S	5-11	212	5	27	Nebraska
33	Harris, Derrick	RB	6-0	252	3	25	Miami, FL
34	Heyward, Craig	RB	5-11	265	11	31	Pittsburgh
35	Lyle, Keith	S	6-2	210	5	26	Virginia
37	Scurlock, Mike	S	5-10	200	4	26	Arizona
41	Lyght, Todd	CB	6-0	190	8	29	Notre Dame
44	Moore, Jerald	RB	5-9	225	3	23	Oklahoma
47	McNeil, Ryan	CB	6-2	192	6	27	Miami, FL
49	Armstrong, Tyji	TE	6-4	250	5	27	Mississippi
50	Tucker, Ryan	C/G	6-5	305	2	23	Texas Christian
51	Styles, Lorenzo	LB	6-1	245	4	24	Ohio St.
52	Jones, Mike	LB	6-1	240	8	29	Missouri
54	Hill, Eric	LB	6-2	258	10	31	LSU
55	Kazadi, Muadianvita	LB	6-2	240	2	24	Tulsa
56	Clemons, Charlie	LB	6-2	255	2	25	Georgia
58	Phifer, Roman	LB	6-2	240	8	30	UCLA
60	Gruttadauria, Mike	C	6-3	297	3	25	Central Florida
63	Flannery, John	C/G	6-3	304	8	29	Syracuse
66	Phillips, Joe	DT	6-5	305	13	34	SMU
70	Gandy, Wayne	T	6-4	310	5	27	Auburn
72	Wiegert, Zach	G	6-4	310	4	25	Nebraska
73	Miller, Fred	T	6-7	315	3	25	Baylor
75	Farr, D'Marco	DT	6-1	280	5	27	Washington
76	Pace, Orlando	T	6-7	320	2	22	Ohio St.
77	Brooks, Ethan	G/T	6-6	299	2	26	Williams
79	Sears, Corey	DE	6-2	293	2	25	Mississippi St.
80	Bruce, Isaac	WR	6-0	188	5	25	Memphis
82	Floyd, Malcolm	WR	6-0	185	5	25	Fresno St.
83	Thomas, J.T.	WR	5-10	180	4	26	Arizona St.
84	Conwell, Ernie	TE	6-1	265	3	25	Washington
86	Laing, Aaron	TE	6-3	260	4	26	New Mexico St.
87	Proehl, Ricky	WR	6-0	190	9	30	Wake Forest
88	Kennison, Eddie	WR	6-0	195	3	25	LSU
89	Jacoby, Mitch	TE	6-4	260	2	24	Northern Illinois
90	Zgonina, Jeff	DT	6-3	300	6	28	Purdue
91	Maumalanga, Chris	DT	6-3	300	3	26	Kansas
92	Robinson, Bryan	DE	6-4	295	2	24	Fresno St.
93	Carter, Kevin	DE	6-5	280	4	24	Florida
94	Robinson, Jeff	DE	6-4	275	6	28	Idaho
96	Williams, Jay	DE	6-3	280	4	26	Wake Forest
97	Manley, James	DT	6-3	320	2	23	Vanderbilt
99	Agnew, Ray	DT	6-3	285	9	30	North Carolina St.



1997 SEASON



1997 SEASON REVIEW

Game #1

RAMS 38, New Orleans Saints 24

Trans World Dome, August 31, 1997
Indoors, 72 degrees

Dick Vermeil earned his first victory in the Gateway City as St. Louis rallied to beat New Orleans. Lawrence Phillips rushed for a career-high 125 yards on 26 carries and tied a team record with three rushing touchdowns as the Rams won their fourth straight season opener and sixth consecutive home opener. After falling behind 6-0 in the first quarter, the Rams' offense got into gear in the second quarter. Phillips capped a 12-play, 82-yard drive with a 1-yard TD run to give the Rams a 7-6 lead. St. Louis extended its lead to 14-6 on a 30-yard touchdown pass from QB Tony Banks to WR Torrance Small with 1:54 to play in the second quarter. New Orleans answered on the ensuing kickoff as Eric Guilford returned the kick 102 yards for a touchdown. The two-point conversion pass from QB Heath Shuler to WR Andre Hastings tied the score at 14. The Saints regained the lead with eight seconds to play in the first half on a 46-yard field goal by Doug Brien, his third of the half, giving New Orleans a 17-14 lead. The Rams scored 21 unanswered points in the third quarter. Ernie Conwell caught a short pass from Banks and barreled over several Saints defenders en route to a 46-yard touchdown, giving the Rams the lead for good, 21-17. On the ensuing kickoff, Marquis Walker forced a Troy Davis fumble, which was recovered by Walker at the Saints' 25. Two plays later, Phillips scored on a 25-yard touchdown run to extend the lead to 28-17. A Keith Lyle interception set up Phillips' 5-yard scoring run to give the Rams a 35-17 lead with 4:05 to play in the quarter. In the fourth quarter after the Saints cut the lead to 35-24, Jeff Wilkins converted a 36-yard field goal for the final margin.

New Orleans	6	11	0	7	-24
RAMS	0	14	21	3	-38

NO -- FG Brien 31

NO -- FG Brien 53

RAMS -- Phillips 1-yard run (Wilkins kick)

RAMS -- Small 30-yard pass from Banks (Wilkins kick)

NO -- Guilford 102-yard KO return (Brien kick)

NO -- FG Brien 46

RAMS -- Conwell 46-yard pass from Banks (Wilkins kick)

RAMS -- Phillips 25-yard run (Wilkins kick)

RAMS -- Phillips 5-yard run (Wilkins kick)

NO -- Hastings 30-yard pass from Wuerffel (Brien kick)

RAMS -- FG Wilkins 36

Att --- 64,575

Saints

First Downs13	20
Total Yards241	403
Rushing Yards82	189
Passing Yards159	214
Passes-Comp-Int33-12-3	21-13-1
Sacked-Yards3-25	2-12
Punts-Avg5-46.6	6-39.8
Fumbles-Lost2-2	0-0
Penalties-Yards10-79	7-77

Rushing

Saints - Davis 4-30, Bates 7-28, Zellars 8-24
Rams - Phillips 26-125, Crawford 1-23, Heyward 6-17, Lee 3-17, R.Moore 5-5, Banks 2-2

Passing

Saints - Shuler 21-8-2, 115 yards, 39 LG, 0 TD, Wuerffel 12-4-1, 69 yards, 30 LG, 1 TD
Rams - Banks 21-13-1, 226 yards, 46 LG, 1 TD

Receiving

Saints - Hastings 4-95, Zellars 4-13, Smith 2-26, Hill 1-32, Davis 1-18
Rams - Kennison 4-80, Small 3-67, Conwell 3-63, Phillips 2-8, Lee 1-8

Sacks: Saints - Fields 1-8, Molden 1-4
Rams - Phifer 1-9, O'Neal 1-7, Carter 0.5-4.5, Farr 0.5-4.5

Game #2

San Francisco 49ers 15, RAMS 12

Trans World Dome, September 7, 1997
Indoors, 72 degrees

San Francisco rallied from a five-point fourth quarter deficit to beat the Rams. St. Louis scored on its opening drive, driving 34 yards in 11 plays. Jeff Wilkins nailed a 40-yard field goal to give the Rams a 3-0 lead. St. Louis extended its lead in the second quarter, set up by a Todd Lyght fumble recovery. Wilkins tied his career-long with a 49-yard field goal, extending the lead to 6-0. San Francisco recovered an Eddie Kennison fumble to set up its first touchdown, a 25-yard pass from Jim Druckenmiller to J.J. Stokes, giving the 49ers a 7-6 lead. The Rams regained the lead later in the quarter as Wilkins made a career-long 52-yard field goal to give St. Louis a 9-7 advantage they would take to halftime. St. Louis extended its lead in the third quarter on Wilkins' fourth field goal of the game, a 34-yarder, to give the Rams a 12-7 lead. The 49ers took the lead for good in the fourth quarter. Garrison Hearst's 35-yard touchdown run with 7:50 to play put the Niners on top. Druckenmiller's conversion pass to Terry Kirby accounted for the final margin. The Rams had a chance to tie or win the game late in the fourth quarter, but Tony Banks was stopped short on a fourth and one from the S.F. 44 with 1:12 remaining in the game.

San Francisco	0	7	0	8	-15
RAMS	3	6	3	0	-12

RAMS - FG Wilkins 40
 RAMS - FG Wilkins 49
 SF - Stokes 25-yard pass from Druckenmiller (G. Anderson kick)
 RAMS - FG Wilkins 52
 RAMS - FG Wilkins 34
 SF - Hearst 35-yard run (Kirby pass from Druckenmiller)
 ATT - 64,630

	49ers	RAMS
First Downs	13	11
Total Yards	241	203
Rushing Yards	82	99
Passing Yards	159	104
Passes-Comp-Int	33-12-3	24-9-0
Sacked-Yards	3-25	3-19
Punts-Avg	5-46.6	5-43.8
Fumbles-Lost	2-2	5-4
Penalties-Yards.....	10-79	7-55

Rushing

49ers - Hearst 16-92, Kirby 7-25, Floyd 5-21, Druckenmiller 5-1

RAMS - Phillips 23-72, Banks 8-17, Lee 2-9, R. Moore 1-0

Passing

49ers - Druckenmiller 28-10-3, 102 yards, 25LG, 1 TD

RAMS - Banks 24-9-0, 123 yards, 46LG, 0TD

Receiving

49ers - Jones 3-39, Stokes 3-35, Owens 2-24, Floyd 1-5, Hearst 1-(-1)

Rams- Conwell 3-28, Small 2-54, Lee 2-21, Kennison 1-11, Ross 1-9

Sacks: 49ers - Stubblefield 1-9, Norton 1-8, Doleman 1-2

Rams - O'Neal 1-9

Game #3

Denver Broncos 35, RAMS 14

Mile High Stadium, September 14, 1997

Sunny, 82 degrees

The eventual Super Bowl champion Broncos ran their home winning streak to 10 games. Denver scored on its second possession as Rod Smith caught a short John Elway pass and raced 72 yards for a touchdown to give the Broncos a 7-0 lead with just under 10 minutes to play in the first quarter. The Rams tied the score, marching 74 yards in eight plays. Lawrence Phillips ended the drive with a 23-yard touchdown run with 33 seconds to play in the first quarter to tie the game at 7-all. The Broncos took the lead for good in the second quarter as Elway threw a 24-yard touchdown pass to Dwayne Carswell, increasing the lead to 14-7 with 4:10 to play until halftime. Rams' cornerback Ryan McNeil intercepted a John Elway pass to give St. Louis possession at the Denver 23. However, the Rams missed a chance to tie the score when quarterback Tony Banks was intercepted in the end zone by Tim McKyer. The Broncos increased their lead in the third quarter when Darrien Gordon returned a Will Brice punt 94 yards for a touchdown to give Denver a 21-7 lead less than two minutes into the second half. Denver scored its final two touchdowns in the fourth quarter, both on Elway touchdown passes. The Elway-to-Smith combination connected on a 38-yard scoring pass and Ed McCaffrey caught a 23-yard touchdown

pass to turn the game into a rout. The Rams added a late score in the fourth quarter as Ron Moore ran 27 yards for a touchdown to end the scoring.

RAMS	7	0	0	7	-14
Broncos	7	7	7	14	-35

DEN -R. Smith 72-yard pass from Elway (Elam kick)

RAMS - Phillips 23-yard run (Wilkins kick)

DEN - Carswell 24-yard pass from Elway (Elam kick)

DEN - Gordon 94-yard punt return (Elam kick)

DEN - R. Smith 38-yard pass from Elway (Elam kick)

DEN - McCaffrey 23-yard pass from Elway (Elam kick)

RAMS - R. Moore 27-yard run (Wilkins kick)

ATT -- 74,338

	RAMS	Broncos
First Downs	18	19
Total Yards.....	314	377
Rushing Yards	130	144
Passing Yards	184	233
Passes-Comp-Int.....	33-18-2	28-16-1
Sacked-Yards	5-33	1-14
Punts-Avg	7-43.9	4-47.3
Fumbles-Lost	0-0	3-1
Penalties-Yards.....	7-45	10-100

Rushing

RAMS - Phillips 13-60, R. Moore 5-48, Banks 2-12,

Heyward 2-6, Lee 1-4

Broncos - Davis 21-103, Hebron 5-19, Griffith 4-13,

Elway 3-10, Lewis 1-(-1)

Passing

RAMS - Banks 33-18-2, 217 yards, 29 LG, 0 TD

Broncos - Elway 28-16-1, 247 yards, 72 LG, 4 TD, Lewis 0-0-0, 0 yards

Receiving

RAMS - Lee 6-90, R. Moore 3-29, Small 3-22,

Kennison 2-26, Conwell 2-19, Crawford 1-17, Ross 1-14

Broncos - R. Smith 4-126, Carswell 4-47, Sharpe 2-

20, Chamberlain 2-18, McCaffrey 1-23, Green 1-5,

Davis 1-4, Griffith 1-4

Sacks: RAMS - O'Neal 1-14

Broncos - N. Smith 2-8, Traylor 1-12, Hasselbach 1-9, Mobley 1-4

Game #4

RAMS 13, New York Giants 3

Trans World Dome, September 21, 1997

Indoors, 72 degrees

The Rams ended a two-game losing streak. Defenses dominated the game, but the Rams kept New York out of the end zone in allowing the fewest points since a 16-0 shutout of Kansas City in 1994. After a scoreless first quarter, St. Louis put together scoring drives on each of its two second-quarter possessions. Starting at the Giants' 44 late in the first quarter, the Rams drove 39 yards in 12 plays. Lawrence Phillips ran for 17 yards on the drive, which ended with a 23-yard Jeff Wilkins field goal to give St. Louis a 3-0 lead. Following a missed New York field goal, its second of the game, the Rams put together their best drive of the game, moving 64 yards in 13 plays. Again, Phillips was a factor in the possession, running 23 yards on the

drive. Wilkins' 21-yard field goal with 13 seconds to play gave the Rams a 6-0 lead at halftime. The Giants got on the scoreboard in the fourth quarter on a Brad Daluiso 47-yard field goal with 13:26 to play in the game to slice the Rams' lead to 6-3. St. Louis put the game away late in the fourth quarter following a short punt. The Rams drove 36 yards in seven plays, capped by Craig (Ironhead) Heyward's 4-yard touchdown run. Heyward's first touchdown as a Ram with 2:42 to play and Wilkins' PAT sealed the win.

Giants	0	0	0	3	-3
RAMS	0	6	0	7	-13

RAMS - FG Wilkins 23
 RAMS - FG Wilkins 21
 NYG - FG Daluiso 47
 RAMS - Heyward 4-yard run (Wilkins kick)
 ATT -- 64,642

	Giants	RAMS
First Downs	11	15
Total Yards	192	225
Rushing Yards	45	92
Passing Yards	147	133
Passes-Comp-Int	33-16-1	35-15-0
Sacked-Yards	4-16	5-43
Punts-Avg.....	7-40	8-43.1
Fumbles-Lost	2-1	1-1
Penalties-Yards.....	10-80	12-80

Rushing

Giants - Way 7-25, Wheatley 6-10, Brown 2-6, Barber 9-4
 RAMS - Phillips 23-72, Banks 5-11, Heyward 2-5, Lee 2-4

Passing

Giants - Brown 31-16-1, 163 yards, 21LG, 0 TD, Kanell 2-0-0, 0 yards, 0 LG, 0TD
 RAMS - Banks 35-15-0, 176 yards, 31 LG, 0 TD

Receiving

Giants - Way 6-69, Calloway 4-53, Barber 3-15, Alexander 1-15, Wheatley 1-6, Cross 1-5
 RAMS - Conwell 4-26, Lee 3-58, Kennison 3-28, Small 2-47, Ross 1-14, Laing 1-7, Phillips 1- (-4)
Sacks: Giants - Bratzke 1-13, Hamilton 1-10, Armstead 1-8, Harris 1-6, Strahan 1-6
 RAMS - Johnson 1-10, Farr 1-5, Carter 1-1, Phifer 1-0

Game #5

Oakland Raiders 35, RAMS 17

Oakland Alameda County Coliseum,
 September 28, 1997
 Sunny, 91 degrees

The Rams jumped to a 14-0 second-quarter lead only to see the Raiders score 35 of the game's final 38 points en route to handing St. Louis its second loss against an AFC West team. After a scoreless first quarter, the Rams scored touchdowns on their first two possessions of the second quarter. St. Louis drove 48 yards in seven plays, capped by Amp Lee's 13-yard touchdown reception from quarterback Tony Banks to give the Rams a 7-0 lead. Ryan McNeil's fourth interception of the season set up the Rams' second touchdown, a 3-yard pass from Banks to tight end Aaron

Laing, the first touchdown of Laing's career. Jeff Wilkins' second PAT gave the Rams a 14-0 lead with 8:05 to play in the second quarter. Oakland scored on its next two possessions as Jeff George threw touchdown passes to James Jett and Rickey Dudley, respectively, to cut the deficit to 14-13 at halftime. In the third quarter, Eric Turner intercepted a Banks pass to set up the Raiders go-ahead score. Jett's 14-yard touchdown pass catch from George and Harvey Williams' two-point conversion reception gave Oakland a 21-14 lead with 9:45 to play in the third quarter.

RAMS	0	14	0	3	-17
Raiders	0	13	15	7	-35

RAMS - Lee 13-yard pass from Banks (Wilkins kick)
 RAMS - Laing 3-yard pass from Banks (Wilkins kick)
 OAK - Jett 8-yard pass from George (Ford kick)
 OAK - Dudley 34-yard pass from George (conversion run failed)
 OAK - Jett 14-yard pass from George (Williams pass from George)
 OAK - Kaufman 1-yard run (Ford kick)
 RAMS - FG Wilkins 38
 OAK - Dudley 5-yard pass from George (Ford kick)
 ATT -- 42,506

	RAMS	Raiders
First Downs	20	20
Total Yards.....	374	379
Rushing Yards	119	166
Passing Yards	255	213
Passes-Comp-Int	49-24-3	30-17-1
Sacked-Yards	0-0	1-6
Punts-Avg	8-40.4	7-46
Fumbles-Lost	1-0	2-1
Penalties-Yards.....	10-103	9-57

Rushing

RAMS - Phillips 16-54, Lee 4-30, R. Moore 5-24, Banks 1-1, Heyward 1-4
 Raiders - Kaufman 26-112, George 5-8, Aska 2- (-4)

Passing

RAMS - Banks 49-24-3, 255 yards, 35 LG, 2 TD
 Raiders - George 30-17-1, 219 yards, 39 LG, 4 TD

Receiving

RAMS - Lee 10-109, Small 4-44, Thomas 2-25, Conwell 2-14, Phillips 2-5, Heyward 1-25, Crawford 1-20, Jacoby 1-10, Laing 1-3
 Raiders - Dudley 5-106, Brown 4-56, Jett 4-38, Kaufman 2- (-1), Shedd 1-19, Fenner 1-1
Sacks: Raiders - None
 RAMS - O'Neal 1-6

Game #6

San Francisco 49ers 30, RAMS 10

3Com Park, October 12, 1997
 Sunny, 65 degrees

San Francisco extended its winning streak over the Rams to 15 games. St. Louis committed three turnovers, all fumbles, which led to 17 San Francisco points. The 49ers scored on each of their first two possessions, both ending with Steve Young touchdown

passes. The Rams scored their only touchdown of the game in the second quarter. Cornerback Ryan McNeil intercepted his fifth pass of the season and returned it 75 yards for a touchdown to cut the Rams deficit to 14-7 with 11:08 to play in the first half. The 49ers extended their lead twice on Gary Anderson field goals (20, 46) as San Francisco took a 20-7 lead into halftime. The 49ers blocked a Will Brice punt early in the third quarter to set up Anderson's third field goal of the game, a 28-yarder, to extend the lead to 23-7. A fumble on the ensuing kickoff led to Young's third touchdown pass of the game, a 17-yard strike to Terrell Owens to give San Francisco a 30-7 lead with 9:42 to play in the third quarter. The Rams put together a scoring drive on the next possession, driving 65 yards in five plays, keyed by Tony Banks' 69-yard pass to Keith Crawford. Jeff Wilkins' 34-yard field goal with 6:44 to play ended the scoring.

RAMS	0	7	3	0	- 10
49ers	14	6	10	0	- 30

SF - Owens 5-yard pass from Young (G. Anderson)
 SF - Clark 10-yard pass from Young (G. Anderson)
 RAMS - McNeil 75-yard interception return (Wilkins kick)
 SF - FG G. Anderson 20
 SF - FG G. Anderson 46
 SF - FG G. Anderson 28
 SF - Owens 17-yard pass from Young (G. Anderson)
 RAMS - FG Wilkins 34
 ATT -- 63,825

	RAMS	49ers
First Downs	7	21
Total Yards.....	113	345
Rushing Yards	30	156
Passing Yards	83	189
Passes-Comp-Int	23-9-0	30-19-1
Sacked-Yards	4-36	4-34
Punts-Avg	8-35	4-45
Fumbles-Lost	3-3	1-0
Penalties-Yards.....	5-35	8-72

Rushing

RAMS - Moore 7-25, Heyward 2-5, Banks 1-2, Lee 3 (-2)
 49ers - Hearst 18-81, Levy 3-26, Young 3-25, Floyd 7-13, Brohm 2-8, Kirby 4-3

Passing

RAMS - Banks 23-9-0, 119 yards, 69LG, 0 TD
 49ers - Young 30-19-1, 223 yards, 29LG, 3 TD

Receiving

RAMS - Crawford 3-86, Bruce 2-14, Lee 2-14, Moore 1-5, Heyward 1-0
 49ers - Owens 5-86, Stokes 5-38, Hearst 2-27, Harris 2-25, Clark 2-21, Uwaezuoke 1-13, Floyd 1-11, Kirby 1-2

Sacks: RAMS - M. Jones 1-13, Carter 1-9, Lyle 1-7, Johnson 0.5-2.5, O'Neal 0.5-2.5

49ers - Doleman 2-20, Stubblefield 1-6, Young 1-10

Game #7

Seattle Seahawks 17, RAMS 9

Trans World Dome, October 19, 1997

Indoors, 72 degrees

Seattle dropped the Rams' record against the AFC West to 0-3 and handed St. Louis its third straight loss. After a scoreless first quarter, the Seahawks drove 76 yards in 14 plays, settling for Todd Peterson's 24-yard field goal to give Seattle a 3-0 lead. D'Marco Farr intercepted a Warren Moon pass late in the second quarter to set up a Rams' scoring drive. St. Louis marched 39 yards in seven plays ending with Jeff Wilkins' 51-yard field goal with 1:12 to play before halftime to tie the score. Seattle took the lead for good on the first possession of the second half. The Seahawks moved 62 yards in six plays, capped by Chris Warren's 1-yard touchdown run for a 10-3 lead. The Rams also scored on their first drive of the third quarter. St. Louis marched 41 yards in 10 plays, and ended with Wilkins' 29-yard field goal cutting the deficit to 10-6. Seattle scored the game-clinching touchdown on its next possession, driving 78 yards in 13 plays, with Steve Broussard's nine-yard touchdown run giving the Seahawks a 17-6 lead with 12:28 to play in the game. The Rams added one final scoring drive, which ended with Wilkins' third field goal of the game, a 46-yarder with 4:20 remaining.

Seattle	0	3	7	7	-17
RAMS	0	3	3	3	-9

SEA - FG Peterson 24
 RAMS - FG Wilkins 51
 SEA - Warren 1-yard run (Peterson kick)
 RAMS - FG Wilkins 29
 SEA - Broussard 9-yard run (Peterson kick)
 RAMS - FG Wilkins 46
 ATT --64,819

	Seahawks	RAMS
First Downs	27	10
Total Yards.....	357	192
Rushing Yards	106	37
Passing Yards	251	155
Passes-Comp-Int	36-24-2	31-17-1
Sacked-Yards	1-10	2-9
Punts-Avg	5-37.8	5-45.4
Fumbles-Lost	0-0	2-0
Penalties-Yards.....	7-84	9-51

Rushing

Seattle - Broussard 8-41, Warren 13-37, Smith 8-21, Moon 1-7
 RAMS - Phillips 9-18, Heyward 3-8, Lee 1-7, Banks 3-4, Moore 1-0

Passing

Seattle - Moon 36-24-2, 261 yards, 34LG, 0 TD
 RAMS - Banks 31-17-1, 164 yards, 32LG, 0 TD

Receiving

Seattle - Galloway 8-75, Blades 5-39, Smith 3-33, McKnight 2-25, Warren 2-25, Harris 1-34, Broussard 1-16, Crumpler 1-8, Pritchard 1-6

RAMS - Bruce 6-68, Lee 3-27, Conwell 2-25, Crawford 2-24, Heyward 2-14, Floyd 1-4, Phillips 1-2
Sacks: Seattle - Adams 1-6, Brown 1-3
 RAMS - McCleon 1-10

Game #8

Kansas City Chiefs 28, RAMS 20

Trans World Dome, October 26, 1997

Indoors, 72 degrees

Kansas City took advantage of four Rams' turnovers to earn the hard fought win in the "Show Me State Showdown." The Chiefs recovered a fumble on the second play of the game and converted the miscue into three points on a Pete Stoyanovich field goal. The Rams took the lead later in the first quarter, marching 79 yards in nine plays. Tony Banks connected with Isaac Bruce on a 12-yard touchdown pass, Bruce's first TD reception of the season. The Chiefs cut the deficit to 7-6 on their next possession on a 52-yard field goal by Stoyanovich. Kansas City took the lead for good in the second quarter, driving 65 yards in nine plays. Elvis Grbac's 21-yard touchdown pass to Lake Dawson and Grbac's conversion pass to Tamarick Vanover gave the Chiefs a 14-7 lead. Kansas City converted a Mark Rypien interception into points as Stoyanovich made his third field goal of the game, a 41-yarder, to extend the lead to 17-7. The Rams closed the deficit on Lawrence Phillips' 1-yard touchdown run, which cut Kansas City's lead to 17-14 at halftime. Kansas City scored on its first two possessions of the second half. After a 39-yard field goal by Stoyanovich extended the lead to 20-14, the Chiefs recovered the third Rams fumble of the game. Marcus Allen's 2-yard touchdown run and Grbac's conversion pass to Tony Gonzalez gave Kansas City a 28-14 lead. The Rams scored twice in the fourth quarter on a pair of Jeff Wilkins field goals (25, 49), the last with 5:07 to play in the game. However, the Chiefs denied St. Louis a chance to tie the score by running out the clock to end the game.

Kansas City	6	11	11	0	-28
RAMS	7	7	0	6	-20

KC - FG Stoyanovich 25

RAMS - Bruce 12-yard pass from Banks (Wilkins kick)

KC - FG Stoyanovich 52

KC - Dawson 21-yard pass from Grbac (Vanover pass from Grbac)

KC - FG Stoyanovich 41

RAMS - Phillips 1-yard run (Wilkins kick)

KC - FG Stoyanovich 39

KC - Allen 2-yard run (Gonzalez pass from Grbac)

RAMS - FG Wilkins 25

RAMS - FG Wilkins 49

ATT -64,864

	Chiefs	RAMS
First Downs.....	19	20
Total Yards.....	255	360
Rushing Yards	87	99
Passing Yards	168	261

Passes-Comp-Int.....	37-20-0	31-18-1
Sacked-Yards	4-36	1-7
Punts-Avg	4-48.8	2-37
Fumbles-Lost	1-0	3-3
Penalties-Yards.....	10-90	8-53

Rushing

Kansas City - Bennett 8-32, Hill 8-30, Anders 2-13, Allen 3-7, Grbac 5-5

RAMS - Phillips 23-67, Banks 2-17, Lee 2-9, Heyward 1-6

Passing

Kansas City - Grbac 37-20-0, 204 yards, 21LG, 1 TD
 RAMS - Banks 30-18-0, 268 yards, 51LG, 1 TD;
 Rypien 1-0-1, 0 yards

Receiving

Kansas City - Popson 5-50, Gonzalez 4-53, Dawson 2-33, Rison 2-33, Anders 2-12, Bennett 2-4, Allen 1-10, Walker 1-6, Hill 1-3

RAMS - Bruce 5-94, Crawford 4-85, Floyd 3-35, Lee 2-16, Conwell 2-14, Small 1-30, Phillips 1-(-6)

Sacks: Kansas City: Thomas 1-7

RAMS - O'Neal 3-26, Johnson 1-10

Game #9

Atlanta Falcons 34, RAMS 31

Georgia Dome, November 2, 1997

Indoors, 72 degrees

Career-high performances by Rams' quarterback Tony Banks and wide receiver Isaac Bruce were overshadowed in the loss. The Rams jumped to a 3-0 first-quarter lead on Jeff Wilkins' 38-yard field goal. Both teams erupted in the second quarter, combining to score 38 points. Following an Atlanta touchdown, the Rams regained the lead on Lawrence Phillips' sixth touchdown, a 16-yard run to give St. Louis a 10-7 lead. On the ensuing possession, Atlanta's Bert Emanuel scored his second touchdown of the game on a 33-yard pass from quarterback Chris Chandler to give the Falcons a 14-10 lead. St. Louis scored on its next two possessions, both on touchdown passes from Banks to Bruce (29, 9) to give the Rams their largest lead of the game, 24-14 with less than a minute to play in the first half. Atlanta scored before halftime on a Morten Andersen 37-yard field goal to cut its deficit to 24-17. The Falcons scored touchdowns on their first two possessions of the third quarter. Jamal Anderson's 2-yard touchdown run and Terance Mathis' 11-yard touchdown reception gave Atlanta a 31-24 lead. The Rams rallied to tie the score late in the fourth quarter. St. Louis drove 66 yards in seven plays, set up by a Banks-to-Amp Lee 57-yard reception in which Lee weaved his way through a host of Falcons defenders. On fourth-and-goal from the 1-yard line, Banks scrambled into the end zone and Wilkins' PAT with 1:10 to play in the game tied the score at 31. However, Atlanta drove 71 yards in seven plays to get in position for Andersen's 27-yard field goal with two seconds to play to give the Falcons the win. Banks passed for a career-high 401 yards, the sixth highest total in Rams history. Bruce caught 10 passes for a career-high 233 yards and tied a career high with two touchdown receptions.

RAMS	3	21	0	7	-31
Falcons	0	17	14	3	-34

RAMS - FG Wilkins 38

ATL - Emanuel 28-yard pass from Chandler (Andersen kick)

RAMS - Phillips 16-yard run (Wilkins kick)

ATL - Emanuel 33-yard pass from Chandler (Andersen kick)

RAMS - Bruce 29-yard pass from Banks (Wilkins kick)

RAMS - Bruce 9-yard pass from Banks (Wilkins kick)

ATL - FG Andersen 37

ATL - Anderson 2-yard run (Andersen kick)

ATL - Mathis 11-yard pass from Chandler (Andersen kick)

RAMS - Banks 1-yard run (Wilkins kick)

ATL - FG Andersen 27

ATT --36,583

	RAMS	Falcons
First Downs	24	28
Total Yards.....	507	459
Rushing Yards	108	194
Passing Yards	399	265
Passes-Comp-Int.....	34-23-1	32-19-1
Sacked-Yards	1-2	2-11
Punts-Avg	4-42.3	4-42
Fumbles-Lost	1-0	0-0
Penalties-Yards.....	12-57	9-61

Rushing

RAMS - Phillips 22-74, Banks 3-18, J. Moore 2-14,

Kennison 1-2, Heyward 1-0

Falcons - Anderson 19-159, Green 3-24, Chandler 1-6, Hanspard 1-4, Christian 1-1

Passing

RAMS - Banks 34-23-1, 401 yards, 59LG, 2 TD

Falcons - Chandler 32-19-1, 276 yards, 33LG, 3 TD

Receiving

RAMS - Bruce 10-233, Lee 5-91, Small 4-49,

Conwell 2-18, Kennison 1-10, Gruttadauria 1-0

Falcons - Mathis 7-73, Emanuel 6-108, Kinchen 2-42,

Santiago 1-20, Green 1-19, Christian 1-8, Haynes 1-6

Sacks: RAMS - Lyle 1-8, O'Neal 1-3

Falcons - Crockett 1-2

Game #10

Green Bay Packers 17, RAMS 7

Lambeau Field, November 9, 1997

Cloudy, 42 degrees

Mistakes once again did in the Rams as they fell to the World Champion Packers. The Rams' defense forced three Green Bay turnovers, including two interceptions of quarterback Brett Favre. Ryan McNeil and Leslie O'Neal each picked off passes in the first half, and David Thompson recovered a fumble on a Green Bay punt return but the Rams could not put together a scoring drive. Green Bay got on the board late in the first half on a 44-yard field goal by Ryan Longwell. The Rams had a chance to tie the score on the last play of the half, but Bernardo Harris blocked a 37-yard field goal attempt by Jeff Wilkins. Green Bay extended the lead to 10-0 on a 25-yard touchdown pass from

Favre to Antonio Freeman. The Rams responded with a 14-play, 75-yard touchdown drive led by quarterback Mark Rypien, who played in the second half for the injured Tony Banks. Rypien completed four of five passes for 37 yards on the drive, capped by Lawrence Phillips' eight-yard touchdown run with 3:31 to play in the third quarter. However, Green Bay went on a nine-play 79-yard touchdown drive which ended with Favre's seven-yard touchdown run on the first play of the fourth quarter for the final margin.

RAMS	0	0	7	0	-7
Packers	0	3	7	7	-17

GB - FG Longwell 44

GB - Freeman 25-yard pass from Favre (Longwell kick)

RAMS - Phillips 8-yard run (Wilkins kick)

GB - Favre 7-yard run (Longwell kick)

ATT --60,093

	RAMS	Packers
First Downs	16	18
Total Yards.....	269	387
Rushing Yards	66	96
Passing Yards	203	291
Passes-Comp-Int.....	41-18-1	37-18-2
Sacked-Yards	4-32	2-15
Punts-Avg	9-40.2	6-44.3
Fumbles-Lost	1-0	1-1
Penalties-Yards.....	15-110	9-66

Rushing

RAMS - Phillips 15-41, J. Moore 2-9, Lee 4-8, Banks

2-6, Heyward 1-1, Rypien 1-1

Green Bay - Levens 21-81, Favre 4-15

Passing

RAMS - Banks 23-9-0, 103 yards, 18LG, 0 TD;

Phillips 18-9-1, 132 yards, 62LG, 0 TD

Green Bay - Favre 37-18-2, 306 yards, 45LG, 1 TD

Receiving

RAMS - Lee 5-104, J. Moore 4-38, Small 4-38, Bruce

3-34, Kennison 1-17, Heyward 1-4

Green Bay - Freeman 7-160, Brooks 4-48, Chmura 3-

45, Henderson 2-39, Levens 2-14

Sacks: RAMS - Johnson 1-9, O'Neal 1-6

Green Bay - Dotson 1-9, Robinson 1-8, Butler 1-7,

McKenzie 0.5-4, Joyner 0.5-4

Game #11

Atlanta Falcons 27, RAMS 21

Trans World Dome, November 16, 1997

Indoors, 72 degrees

Atlanta rallied from a four-point, fourth-quarter deficit to defeat the Rams and earn a season sweep for the first time since 1994. The Falcons scored on their second possession, driving 74 yards in 12 plays. Jamal Anderson scored the first of his two touchdowns on a four-yard run to give Atlanta a 7-0 lead with 1:35 to play in the first quarter. The Falcons extended their lead to 10-0 on Morten Andersen's 27-yard field goal with 4:26 to play in the first half. The Rams got on the board late in the first half, sparked by a 76-yard completion from Tony Banks to Eddie Kennison. Ernie

Conwell's 1-yard touchdown pass from Banks made the score 10-7 at halftime. Atlanta pushed the lead back to 10 points on the first possession of the second half. The Falcons drove 83 yards in 10 plays, for a 17-7 lead with 9:47 to play in the third quarter. St. Louis drove 74 yards in 10 plays, capped by Banks' 19-yard touchdown pass to Amp Lee to cut Atlanta's lead to 17-14 with 4:29 to play in the quarter. On the Falcons' ensuing possession, Kevin Carter sacked Chandler, forced a fumble and recovered to give the Rams possession at the Atlanta 21. St. Louis took the lead five plays later on Lawrence Phillips' eighth touchdown run of the season to give the Rams a 21-17 lead with 40 seconds to play in the quarter. Atlanta took the lead for good on Chandler's two-yard touchdown pass to Brian Kozlowski with 6:03 remaining to give the Falcons a 24-21 lead. Morten Andersen's 44-yard field goal with 2:43 to play ended the scoring.

Falcons	7	3	7	10	-27
RAMS	0	7	14	0	-21

ATL - Anderson 4-yard run (Andersen kick)

ATL - FG Andersen 27

RAMS - Conwell 1-yard pass from Banks (Wilkins kick)

ATL - Anderson 1-yard run (Andersen kick)

RAMS - Lee 19-yard pass from Banks (Wilkins kick)

RAMS - Phillips 1-yard run (Wilkins kick)

ATL - Kozlowski 2-yard pass from Chandler (Andersen kick)

ATL - FG Andersen 44

ATT --64,299

	Falcons	RAMS
First Downs	22	22
Total Yards.....	314	330
Rushing Yards.....	100	88
Passing Yards	214	242
Passes-Comp-Int.....	30-20-1	38-21-0
Sacked-Yards	2-18	3-24
Punts-Avg	3-39.7	5-42.4
Fumbles-Lost	1-1	0-0
Penalties-Yards.....	8-45	8-83

Rushing

Atlanta - Anderson 19-72, Green 3-19, Hanspard 4-9, Chandler 3-0

RAMS - Phillips 13-50, J. Moore 6-18, Banks 5-16, Heyward 1-4

Passing

Atlanta - Chandler 30-20-1, 232 yards, 44 LG, 1 TD

RAMS - Banks 38-21-0, 266 yards, 76 LG, 2 TD

Receiving

Atlanta - Mathis 6-85, Emanuel 3-52, Christian 3-32, Green 2-9, Kozlowski 2-7, West 1-23, Santiago 1-11, Anderson 1-8, Kinchen 1-5

RAMS - Lee 5-61, Conwell 5-20, Kennison 3-97, Bruce 3-50, Phillips 3-28, Moore 1-6, Laing 1-4

Sacks: Atlanta - Dronett 1-9, Bennett 1-8, Smith 1-7

RAMS - Carter 1-12, Farr 0.5-3, J. Robinson 0.5-3

Game #12

Carolina Panthers 16, RAMS 10

Trans World Dome, November 23, 1997

Indoors, 72 degrees

The Rams scored first in the second quarter when defensive end Kevin Carter sacked Carolina QB Kerry Collins, causing a fumble. Leslie O'Neal picked up the loose ball and sprinted 66 yards for a touchdown to give St. Louis a 7-0 lead with 11:11 to play in the first half. Carolina answered three plays later on a 59-yard touchdown pass from Collins to Raghieb Ismail to tie the score. The Panthers took the lead on their next possession on a 36-yard field goal by John Kasey for a 10-7 advantage at halftime. The Rams tied the score on a 26-yard Jeff Wilkins field goal with 10:41 to play in the third quarter. The Panthers answered, taking the lead for good on a 53-yard field goal by Kasey. Carolina extended its lead in the fourth quarter with Kasey's third field goal of the game, a 27-yarder with 8:04 to play.

Panthers	0	10	3	3	-16
RAMS	0	7	3	0	-10

RAMS - O'Neal 66-yard fumble return (Wilkins kick)

CAR - Ismail 59-yard pass from Collins (Kasey kick)

CAR - FG Kasey 36

RAMS - FG Wilkins 26

CAR - FG Kasey 53

CAR - FG Kasey 27

ATT --64,609

	Panthers	RAMS
First Downs	17	12
Total Yards.....	302	268
Rushing Yards.....	48	81
Passing Yards	254	187
Passes-Comp-Int.....	30-23-0	32-16-1
Sacked-Yards	4-32	2-12
Punts-Avg	5-42.2	6-49.5
Fumbles-Lost	1-1	0-0
Penalties-Yards.....	6-41	9-61

Rushing

Carolina - Lane 19-41, Greene 3-10, Collins 4 - (-1), Johnson 1 - (-2)

RAMS - J. Moore 19-60, Banks 2-20, Lee 1-1

Passing

Carolina - Collins 30-20-0, 286 yards, 59LG, 1 TD

RAMS - Banks 13-6-1, 61 yards, 17LG, 0 TD;

Rypien 19-10-0, 138 yards, 37LG, 0 TD

Receiving

Carolina - Walls 8-106, Ismail 5-93, Greene 5-23, Muhammad 3-39, Carrier 1-20, Carruth 1-5

RAMS - Bruce 5-48, Conwell 4-75, Kennison 4-62, Heyward 1-9, Lee 1-5, Jacoby 1-0

Sacks: Carolina - Turnbull 1-7, Barrow 0.5-2.5, Miller 0.5-2.5

RAMS - Carter 2-14, M. Jones 1-10, B. Robinson 1-8

Game #13

RAMS 23, Washington Redskins 20

Jack Kent Cooke Stadium

November 30, 1997

Cloudy w/drizzle, 50 degrees

The Rams ended an eight-game losing streak with their first road win of the season. Washington jumped to a 7-0 lead on the first possession of the game with a 39-yard touchdown pass from quarterback Gus Frerotte to full back Larry Bowie. The Rams got on the board in the second quarter on a 30-yard field goal by Jeff Wilkins. Washington pushed its lead to 10-3 on a 43-yard field goal by Scott Blanton before the two minute warning. The Rams tied the score at 10 on their next possession as quarterback Tony Banks threw a 36-yard touchdown pass to running back Amp Lee with 1:19 to play. St. Louis took its first lead of the game on running back Jerald Moore's five-yard touchdown run with 5:47 left in the third quarter. Moore's first NFL touchdown gave the Rams a 17-10 lead they would take into the fourth quarter. Washington chipped into the deficit on Blanton's 19-yard field goal with 13:31 to play in the game. St. Louis pushed the lead back to seven, 20-13, on Wilkins' 23-yard field goal with 4:42 to play. Washington answered with a touchdown drive, capped by Brian Mitchell's two-yard touchdown run with 1:50 to play to tie the score at 20. The Rams put together a game-winning scoring drive, moving 53 yards in seven plays. Banks' 45-yard pass to Amp Lee set up Wilkins' third field goal, a 25-yarder with :04 remaining, to give the Rams the win.

RAMS	0	10	7	6	-23
Redskins	7	3	0	10	-20

WAS - Bowie 39-yard pass from Frerotte (Blanton kick)

RAMS - FG Wilkins 30

WAS - FG Blanton 43

RAMS - Lee 36-yard pass from Banks (Wilkins kick)

RAMS - J. Moore 5-yard run (Wilkins kick)

WAS - FG Blanton 19

RAMS - FG Wilkins 23

WAS - Mitchell 2-yard run (Blanton)

RAMS - FG Wilkins 25

ATT --74,772

	RAMS	Redskins
First Downs.....	19	19
Total Yards.....	398	301
Rushing Yards.....	114	61
Passing Yards.....	284	240
Passes-Comp-Int.....	38-19-0	45-20-2
Sacked-Yards.....	1-14	3-18
Punts-Avg.....	7-44.7	6-49.2
Fumbles-Lost.....	4-0	3-0
Penalties-Yards.....	7-40	4-14

Rushing

RAMS - J. Moore 22-92, Banks 4-21, Heyward 2-5, Thompson 2-4

Washington - Allen 12-23, Bowie 3-9, Frerotte 3-20, Davis 3-7, Mitchell 1-2

Passing

RAMS - Banks 38-19-0, 298 yards, 45LG, 1 TD
Washington - Frerotte 45-20-2, 258 yards, 39LG, 1 TD

Receiving

RAMS - Lee 6-128, Bruce 5-41, Small 4-62, Kennison 1-35, Conwell 1-25, J. Moore 1-6, Wiegert 1-1

Washington - Mitchell 6-58, Bowie 4-84, Westbrook 3-40, Asher 3-31, Thomas 2-11, Ellard 1-19, Davis 1-15

Sacks: RAMS - Zgonina 2-9, O'Neal 1-9

Washington - Patton 1-14

Game #14

RAMS 34, New Orleans Saints 27

Louisiana Superdome, December 7, 1997

Indoors, 74 degrees

The Rams rallied from double-digit deficits twice en route to earning their second straight victory. New Orleans jumped to a 10-0 first quarter lead on the first of two Doug Brien field goals (49 yards) and on a 21-yard fumble return by Mark Fields. St. Louis got on the board in the second quarter on quarterback Tony Banks' 3-yard touchdown pass to Ernie Conwell, capping a 14-play, 84-yard drive. Toby Wright's fumble recovery and 34-yard return set up Jeff Wilkins' game-tying 37-yard field goal with 6:27 to play until halftime. New Orleans matched the Rams' field goal as Brien made a 53-yarder on the next possession to give the Saints a 13-10 lead. Keith Lyle's interception with less than two minutes to play in the second quarter set up Wilkins' 34-yard field goal to tie the game at 13-all going into the third quarter. The Saints regained the lead, 20-13, on a 34-yard touchdown pass from Billy Joe Hobert to Andre Hastings with 1:39 to play in the third quarter. New Orleans pushed its lead to 27-13 with 11:34 to play in the game on Irv Smith's 1-yard touchdown reception. The Rams scored 21 unanswered points. David Thompson's season-long 56-yard kickoff return and a pass interference penalty set up Jerald Moore's 3-yard touchdown run to cut the lead to 27-20. Eddie Kennison's season-long 43-yard punt return on the next possession gave the Rams the ball on their own 49. Four plays later, Isaac Bruce caught a 30-yard touchdown pass from Banks to tie the score at 27 with 5:46 remaining in the game. On the next possession, Todd Lyght intercepted a Hobert pass and returned the ball 12 yards to the Saints' 11. Three plays later, Banks connected with Bruce on a 5-yard touchdown pass with 3:51 to play. The rally from the 14-point fourth quarter deficit was the first by the Rams since November 26, 1989, when they rallied from 14 down to beat New Orleans in the Superdome 20-17 in overtime.

RAMS	0	13	0	21	-34
Saints	10	3	7	7	-27

NO - FG Brien 49

NO - Fields 21-yard fumble return (Brien kick)

RAMS - Conwell 3-yard pass from Banks (Wilkins kick)

RAMS - FG Wilkins 37

NO - FG Brien 53

RAMS - FG Wilkins 34
 NO - Hastings 34-yard pass from Hobert (Brien kick)
 NO - Smith 1-yard pass from Hobert (Brien kick)
 RAMS - J. Moore 3-yard run (Wilkins kick)
 RAMS - Bruce 30-yard pass from Banks (Wilkins kick)
 RAMS - Bruce 5-yard pass from Banks (Wilkins kick)
 ATT --54,803

	RAMS	Saints
First Downs	23	16
Total Yards	343	284
Rushing Yards	114	44
Passing Yards	229	240
Passes-Comp-Int.....	42-22-1	42-18-2
Sacked-Yards	5-38	2-19
Punts-Avg.....	5-39	6-43.5
Fumbles-Lost	3-2	4-2
Penalties-Yards.....	10-78	4-63

Rushing

RAMS - J. Moore 13-39, Banks 4-28, Heyward 8-22, Thompson 9-18, Lee 1-7
 New Orleans - T. Davis 4-23, Zellars 8-21

Passing

RAMS - Banks 41-22-1, 267 yards, 38LG, 3 TD;
 Rypien 1-0-0, 0 yards
 New Orleans - Hobert 42-18-2, 259 yards, 36LG, 2 TD

Receiving

RAMS - Bruce 9-144, Kennison 3-27, Small 2-32,
 Heyward 2-25, Lee 2-18, Conwell 2-15, Laing 1-6, J.
 Moore 1-0

New Orleans - Hastings 6-120, Hill 5-67, Farquhar 3-35,
 Smith 2-26, Zellars 2-11

Sacks: RAMS - Lyght 1-7, Carter 0.5-6, Farr 0.5-6
 New Orleans - Johnson 1-12, Tubbs 1-8, Martin 1-7,
 Mitchell 1-3, Dixon 0.5-4, Glover 0.5-4

Game #15

Chicago Bears 13, RAMS 10

Trans World Dome, December 14, 1997
 Indoors, 72 degrees

The Rams committed five turnovers en route to their fifth consecutive home loss. A crowd of 66,030, the largest to watch a sporting event in St. Louis, saw the Rams start strongly in the first quarter as Kevin Carter blocked a 22-yard field goal attempt by Jeff Jaeger. Ryan McNeil scooped up the ball and ran 66 yards to the Chicago 5-yard line. Three plays later, Jerald Moore scored on a 1-yard touchdown run to give St. Louis a 7-0 lead with 3:52 to play in the first quarter. Chicago tied the score when QB Erik Kramer connected with WR Curtis Conway on a 55-yard touchdown pass to tie the score at 7 with 9:35 until half-time. The score stayed the same over the next quarter and a half as the teams traded turnovers and missed scoring chances. The Rams regained the lead in the fourth quarter as Jeff Wilkins connected on a 28-yard field goal with 10:43 to play. The Bears tied the score on a 27-yard field goal by Jaeger with 5:08 remaining. On the ensuing possession, Bears' LB Bryan Cox sacked Tony Banks, forcing a fumble that was recovered by Jim Flanigan at the Rams' 7-yard line. Jaeger kicked the game-winning field goal, a 20-yarder, with

2:51 to play. The loss overshadowed Rams' CB Ryan McNeil's ninth interception of the season, which tied for the fifth highest single-season total in team history (Geogre Simms, 1949, Don Burroughs, 1955, and Keith Lyle, 1996).

Bears	0	7	0	6	-13
RAMS	7	0	0	3	-10

RAMS - J. Moore 1-yard run (Wilkins kick)
 CHI - Conway 55-yard pass from Kramer (Jaeger kick)
 RAMS - FG Wilkins 28
 CHI - FG Jaeger 27
 CHI - FG Jaeger 20
 ATT --66,030

Bears

RAMS

First Downs	13	12
Total Yards	309	165
Rushing Yards	120	49
Passing Yards	189	116
Passes-Comp-Int.....	30-15-2	28-13-3
Sacked-Yards	1-5	5-31
Punts-Avg	5-42.8	6-40.5
Fumbles-Lost	3-3	3-2
Penalties-Yards.....	5-30	9-85

Rushing

Chicago - D. Autry 26-62, R. Mirer 5-28,
 T. Carter 3-24, M. Hicks 2-5, E. Kramer 1-1
 RAMS - J. Moore 13-35, K. Crawford 1-9, D. Thompson
 2-5, C. Heyward 2-0, T. Banks 1-0, A. Lee 1-0

Passing

Chicago - Kramer 22-14-1, 186 yards, 55LG, 1 TD;
 Mirer 7-1-1, 8 yards, 8LG, 0 TD, Conway 1-0-0, 0
 yards, 0 TD
 RAMS - Banks 28-13-3, 147 yards, 25LG, 0 TD

Receiving

Chicago - Conway 7-109, Wetnight 4-37, Penn 3-40,
 Autry 1-8
 RAMS - Lee 4-38, Bruce 3-46, Conwell 3-23, J.
 Moore 1-19, Small 1-13, Kennison 1-8
Sacks: Chicago - Cox 1.5-13, Flanigan 1-8, M. Carter
 1-1, Grasmanis 0.5-1.5, Reeves 0.5-1.5
 RAMS - Carter 0.5-2.5, Farr 0.5-2.5

Game #16

RAMS 30, Carolina Panthers 18

Ericsson Stadium, December 20, 1997
 Cloudy, 65 degrees.

The Rams led from start to finish in winning their third consecutive road game for the first time since 1989. RB Jerald Moore rushed for a career-high 113 yards as St. Louis finished the season with three wins in its last four games. The Rams scored a touchdown on their opening drive of the game for the first time this season when guard Zach Wiegert recovered a Moore fumble in the end zone to give St. Louis a 7-0 lead. The touchdown by Wiegert was the first by a Rams' lineman since Tom Newberry recovered a fumble in the end zone against Miami in 1986. St. Louis added a field goal on its second possession as Jeff Wilkins made a 49-yard attempt to extend the lead to 10-0. Wilkins

provided all the Rams' scoring in the second quarter on a pair of field goals (42,47). St. Louis led 16-0 at half-time. The Rams scored on their first possession of the second half as RB David Thompson scored his first career touchdown on a 7-yard run to give St. Louis a 23-0 lead, its largest of the season. Keith Lyle's second interception of the game set up the Rams' final touchdown in the fourth quarter, a 1-yard scoring pass from QB Tony Banks to TE Ernie Conwell.

RAMS	10	6	7	7	-30
Panthers	0	0	8	10	-18

RAMS - Wiegert fumble recovery in end zone (Wilkins kick)

RAMS - FG Wilkins 49

RAMS - FG Wilkins 42

RAMS - FG Wilkins 47

RAMS - Thompson 7-yard run (Wilkins kick)

CAR - Carruth 35-yard pass from Collins (Muhammad pass from Collins)

RAMS - Conwell 1-yard pass from Banks (Wilkins kick)

CAR - Mills 2-yard pass from Beuerlein (Johnson run)

CAR - Safety, Horan ran out of end zone

ATT --58,101

	RAMS	Panthers
First Downs	23	21
Total Yards	297	327
Rushing Yards	148	94
Passing Yards	149	233
Passes-Comp-Int	25-16-0	42-21-3
Sacked-Yards	1-14	3-28
Punts-Avg	4-45	4-48
Fumbles-Lost	1-0	1-0
Penalties-Yards	7-53	12-86

Rushing

RAMS - J. Moore 27-113, Thompson 3-11, Banks 2-11, Lee 3-10, Kennison 1-5, Heyward 2-1, Horan 1- -3
 Carolina - Lane 14-78, Carruth 1-3, Johnson 1-3, Beuerlein 1-2, Greene 1-2, Collins 2-6

Passing

RAMS - Banks 25-16-0, 163 yards, 26LG 1 TD
 Carolina - Collins 25-11-3, 132 yards, 35LG, 1 TD;
 Beuerlein 17-10-0, 129 yards, 37LG, 1 TD

Receiving

RAMS - Bruce 5-43, Lee 4-37, Conwell 3-39, Small 2-30, Laing 1-11, Kennison 1-3

Carolina - Mills 5-66, Carruth 4-66, Mangum 4-56, Muhammad 4-45, Johnson 2-15, Greene 2-13

Sacks: RAMS - Carter 2-21, Williams 1-7
 Carolina - Minter 0.5-7, Saleh 0.5-7



DT D'Marco Farr takes down San Francisco 49ers QB Jim Druckenmiller in Game 2 of the '97 season.



1997 PRESEASON STATISTICS

Won 2, Lost 2

Aug.	2	L	6-24	@ Minnesota(36,971)
Aug.	8	W	12-0	vs. Arizona(56,799)
Aug.	15	L	31-34	@ Dallas(60,402)
Aug.	22	W	14-13	vs. Kansas City(63,936)
<i>Total Attendance</i>				(218,108)

RAMS

		Opp.
66	TOTAL FIRST DOWNS	66
14	Rushing	16
45	Passing	46
7	Penalty	4
14/55	Third Down: Made/Att.	21/60
25.5	Third Down Pct.	35.0
2/4	Fourth Down: Made/Att.	1/3
50.0	Fourth Down Pct.	33.3
30:03	TIME OF POSSESSION AVG	29:57
1187	TOTAL NET YARDS	1214
296.8	Average per Game	303.5
253	Total Plays	249
4.7	Average Per Play	4.9
314	NET YARDS RUSHING	346
78.5	Average Per Game	86.5
107	Total Rushes	101
873	NET YARDS PASSING	868
218.3	Average Per Game	217.0
11/75	Tackled/Yards Lost	10/60
948	Gross Yards	928
135/72	Attempts/Completions	138/78
53.3	Completion Pct.	56.5
3	Had Intercepted	3
25/42.4	PUNTS/AVERAGE	29/42.1
35.8	NET PUNTING AVERAGE	37.0
30/233	PENALTIES/YARDS	34/254
3/3	FUMBLES/BALL LOST	5/2
5	TOUCHDOWNS	9
1	Rushing	3
4	Passing	5
0	Returns	1

Score by Periods	1	2	3	4	OT	Total
Rams	0	29	6	28	0	63
Opponents	7	37	0	27	0	71

RUSHING	No.	Yards	Avg.	LG	TD
Lawrence Phillips	27	82	3.0	11	0
Ron Moore	26	65	2.5	17	0
Amp Lee	14	61	4.4	13t	1
Jerald Moore	14	32	2.3	20	0
Tony Banks	4	28	7.0	13	0
Will Furrer	3	17	5.7	15	0
Dino Philyaw	12	14	1.2	5	0
Craig Heyward	2	8	4.0	6	0
Eddie Kennison	1	6	6.0	6	0
Jamie Martin	1	3	3.0	3	0
Mark Rypien	2	-3	-1.5	-1	0
Rams	107	314	2.9	20	1
Opponents	101	346	3.4	26	3

PASSING	Att.	Comp.	Yards	Pct.	Yds./Att.	TD	TD%	Int.	Int%	LG	Sack/Lost	Rating
Tony Banks.....	71	39	498	54.9	7.01	2	2.8	2	2.8	40	5/26	74.7
Will Furrer.....	32	17	258	53.1	8.06	2	6.3	0	0	62t	3/31	100.8
Jamie Martin.....	18	9	114	50.0	6.33	0	0	1	5.6	34	2/9	47.0
Mark Rypien.....	14	7	78	50.0	5.57	0	0.0	0	0.0	23	1/9	67.0
Rams	135	72	948	53.3	7.02	4	3.0	3	2.2	62t	11/75	76.4
Opponents	138	78	928	56.5	6.72	5	3.6	3	2.2	76	10/60	80.2

PASS RECEIVING	No.	Yards	Avg.	LG	TD
J.T. Thomas	7	147	21.0	62t	1
Eddie Kennison.....	7	124	17.7	33t	2
Ron Moore	7	59	8.4	12	0
Jermaine Ross.....	6	97	16.2	40	0
Torrance Small.....	6	54	9.0	18	0
Donnell Baker.....	5	71	14.2	23	0
Jerald Moore.....	5	55	11.0	27	0
Lawrence Phillips.....	5	41	8.2	12	0
Ernie Conwell.....	4	62	15.5	33	0
Keith Crawford.....	4	52	13.0	34	0
Aaron Laing.....	4	31	7.8	13	0
Donald Sellers.....	3	59	19.7	23	0
Kevin Lee	2	31	15.5	23t	1
Mitch Jacoby.....	2	24	12.0	13	0
Isaac Bruce.....	1	9	9.0	9	0
Grant Baynham.....	1	5	5.0	5	0
Dino Philyaw.....	1	3	3.0	3	0
Donald Hiltson.....	1	1	1.0	1	0
Rams	72	948	13.2	62t	4
Opponents	78	928	11.9	76	5

INTERCEPTIONS	No.	Yards	Avg.	LG	TD
Joe Rowe	1	31	31.0	31	0
Mike Jones.....	1	2	2.0	2	0
Taje Allen.....	1	1	1	1	0
Rams	3	34	11.3	31	0
Opponents	3	28	9.3	27t	1

SCORING	TD	Ru	Pa	Rt	K-PA	FG	S	TP
Jeff Wilkins.....	0	0	0	0	4/4	9/9	0	31
Eddie Kennison	2	0	2	0	0/0	0/0	0	12
Amp Lee	1	1	0	0	0/0	0/0	0	6
Kevin Lee.....	1	0	1	0	0/0	0/0	0	6
J.T. Thomas.....	1	0	1	0	0/0	0/0	0	6
Keith Crawford.....	0	0	0	0	0/0	0/0	0	2
Rams	5	1	4	0	4/4	9/9	0	63
Opponents	9	3	5	1	7/7	2/3	1	71

Two point conversions: Crawford; Rams1-1 , Opponents1-2

PUNTING	No.	Yards	Avg.	TB	In20	LG	Blk.
Will Brice.....	21	930	44.3	3	6	67	1
Nate Cochran.....	3	130	43.3	0	0	54	0
Rams	25	1060	42.4	3	6	67	1
Opponents	29	1220	42.1	3	8	61	1

PUNT RETURNS	No.	FC	Yards	Avg.	LG	TD
Jermaine Ross.....	11	2	62	5.6	17	0
Eddie Kennison.....	4	2	20	5.0	9	0
Ron Carpenter.....	1	0	4	4.0	4	0
Rams	16	4	86	5.4	17	0
Opponents	16	2	105	6.6	19	0

KICKOFF RETURNS	No.	Yards	Avg.	LG	TD
Ron Moore.....	3	50	16.7	24	0
Dino Philyaw.....	2	44	22.0	25	0
Ron Carpenter.....	2	38	19.0	24	0
Amp Lee.....	1	18	18.0	18	0
J.T. Thomas.....	1	8	8.0	8	0
Jon Vaughn.....	1	3	3.0	3	0
Rams	10	161	16.1	25	0
Opponents	10	222	22.2	30	0

FIELD GOALS	1-19	20-29	30-39	40-49	50+	Total
Jeff Wilkins	0/0	3/3	2/2	3/3	1/1	9/9
Rams	0/0	3/3	2/2	3/3	1/1	9/9
Opponents	0/0	1/1	0/0	1/2	0/0	2/3
Wilkins (28, 23)(43, 33, 43, 52)(38)(47, 21)						
Opps. (25)(1)(44)(49M)						

TACKLES	Solo	Assists	Total	Sacks	Yards	Int.	P.Def.	F.Fum.	F.Rec.
Keith Lyle	15	4	19	0	0	0	0	1	1
Ryan McNeill	14	1	15	0	0	0	0	0	0
Todd Lyght	12	2	14	0	0	0	1	0	0
Robert Jones	10	3	13	1	10	0	2	0	0
Roman Phifer	11	0	11	0	0	0	1	0	0
Billy Jenkins Jr.	7	3	10	0	0	0	0	0	0
Gerald McBurrows	6	4	10	0	0	0	0	0	0
Dexter McCleon	5	4	9	0	0	0	2	0	0
Charlie Clemons	6	2	8	1	2	0	1	0	1
Mike Jones	7	1	8	0	0	1	0	0	0
Marquis Walker	8	0	8	0	0	0	0	0	0
Kevin Carter	4	1	5	3	25	0	0	0	0
Nate Dingle	4	1	5	0	0	0	0	0	0
James Harris	2	3	5	0	0	0	0	0	0
Brett Wallerstedt	4	1	5	0	0	0	0	0	0
Jeff Zgonina	5	0	5	0	0	0	0	0	0
Taje Allen	4	0	4	1	7	1	2	1	0
Ron Carpenter	4	0	4	0	0	0	1	0	0
D'Marco Farr	3	1	4	1	6	0	0	0	0
Muadianvita Kazadi	4	0	4	1	4	0	0	0	0
Leslie O'Neal	3	1	4	0	0	0	0	0	0
Dwayne Sabb	3	1	4	0	0	0	0	0	0
Jay Williams	3	1	4	0	0	0	0	0	0
Bill Johnson	2	1	3	0	0	0	0	0	0
Jon Kirksey	1	2	3	0	0	0	0	0	0
Britt Hager	3	0	3	0	0	0	0	0	0
Jeff Robinson	3	0	3	2	6	0	0	0	0
Troy Wilson	1	2	3	0	0	0	0	0	0
Percell Gaskins	2	0	2	0	0	0	0	0	0
Bryan Robinson	2	0	2	0	0	0	0	0	0
Cedric White	2	0	2	0	0	0	0	0	0
Jay Williams	2	0	2	0	0	0	0	0	0
Tyroné Williams	2	0	2	0	0	0	0	0	0
Joe Gordon	1	0	1	0	0	0	1	0	0
Joe Rowe	1	0	1	0	0	1	1	0	0
Ty Parten	0	0	0	0	0	0	1	0	0
Total	166	39	205	10	60	3	13	2	2

SPECIAL TEAMS TACKLES	Solo	Assists	Total
Ron Carpenter	4	0	4
Keith Crawford	2	1	3
Percell Gaskins	2	0	2
Mitch Jacoby	2	0	2
Muadianvita Kazadi	2	0	2
Brett Wallerstedt	2	0	2
Charlie Clemons	1	0	1
Nate Dingle	1	0	1
Britt Hager	1	0	1
Jeff Robinson	1	0	1
Todd Lyght	0	1	1
Total	18	2	20

MISCELLANEOUS	Solo	Assists	Total	Fum.Rec.	PAT	FG	PUNT
Keith Crawford	1	0	1	0	0	0	0
Wayne Gandy	1	0	1	0	0	0	0
Fred Miller	1	0	1	0	0	0	0
Ron Moore	1	0	1	0	0	0	0
J.T. Thomas	1	0	1	0	0	0	0
Jay Williams	0	0	0	0	0	0	1

1997 REGULAR SEASON STATISTICS



Won 5, Lost 11

Aug.	31	W	38-24	NEW ORLEANS	(64,575)*
Sept.	7	L	12-15	SAN FRANCISCO.....	(64,630)*
Sept.	14	L	14-35	@ Denver	(74,338)*
Sept.	21	W	13-3	N.Y. GIANTS	(64,642)*
Sept.	28	L	17-35	@ Oakland	(42,506)
Oct.	12	L	10-30	@ San Francisco.....	(63,825)*
Oct.	19	L	9-17	SEATTLE.....	(64,819)*
Oct.	26	L	20-28	KANSAS CITY.....	(64,864)*
Nov.	2	L	31-34	@ Atlanta	(36,583)
Nov.	9	L	7-17	@ Green Bay	(60,093)*
Nov.	16	L	21-27	ATLANTA.....	(64,299)*
Nov.	23	L	10-16	CAROLINA	(64,609)*
Nov.	30	W	23-20	@ Washington	(74,772)*
Dec.	7	W	34-27	@ New Orleans	(54,803)
Dec.	14	L	10-13	CHICAGO	(66,030)*
Dec.	20	W	30-18	@ Carolina	(58,101)
				<i>Total Attendance</i>	<i>(983,489)</i>

*Indicates sellout

RAMS		Opp.
271	TOTAL FIRST DOWNS	296
85Rushing	84
161Passing	177
25Penalty	35
73/223Third Down: Made/Att	76/215
32.7Third Down Pct.	35.3
4/11Fourth Down: Made/Att	5/11
36.4Fourth Down Pct.	45.5
29:47	TIME OF POSSESSION	30:13
4761	TOTAL NET YARDS	5066
297.6Average per Game	316.6
1013Total Plays	1021
4.7Average Per Play	5.0
1563	NET YARDS RUSHING	1687
97.7Average Per Game	105.4
443Total Rushes	440
3198	NET YARDS PASSING	3379
199.9Average Per Game	211.2
44/326Tackled/Yards Lost.....	38/296
3524Gross Yards	3675
526/271Attempts/Completions	543/288
51.5Completion Pct.	53.0
15Had Intercepted	25
95/41.9	PUNTS/AVERAGE	82/44.5
95/33.8	NET PUNTING AVERAGE	82/39.0
142/1065	PENALTIES/YARDS	133/1064
29/15	FUMBLES/BALL LOST.....	27/14
32	TOUCHDOWNS	39
15Rushing	10
14Passing	26
3Returns	3

Score by Periods	1	2	3	4	OT	Total
Rams	37	121	68	73	0	299
Opponents	57	104	96	102	0	359



1997 INDIVIDUAL STATISTICS

RUSHING		No.	Yards	Avg.	LG	TD
Lawrence Phillips	183	633	3.5	28	8
Jerald Moore	104	380	3.7	26	3
Tony Banks	47	186	4.0	23	1
Amp Lee	28	104	3.7	14	0
Ron Moore	24	103	4.3	27	1
Craig Heyward	34	84	2.5	8	1
Keith Crawford	2	32	16.0	23	0
David Thompson	16	30	1.9	9	1
Eddie Kennison	3	13	4.3	6	0
Mark Rypien	1	1	1.0	1	0
Mike Horan	1	-3	-3.0	-3	0
Rams	443	1563	3.5	28	15
Opponents	440	1687	3.8	65	10

PASSING	Att.	Comp.	Yards	Pct.	Yds./Att.	TD	TD%	Int.	Int%	LG	Sack/Lost	Rating	
Tony Banks	487	252	3254	51.7	6.68	14	2.9	13	2.7	76	43/317	71.5
Mark Rypien	39	19	270	48.7	6.92	0	0.0	2	5.1	62	1/9	50.2
Rams	526	271	3524	51.5	6.70	14	2.7	15	2.9	76	44/326	69.9
Opponents	543	288	3675	53.0	6.77	26	4.8	25	4.6	72	38/296	71.3

PASS RECEIVING	No.	Yards	Avg.	LG	TD	
Amp Lee	61	825	13.5	62	3
Isaac Bruce	56	815	14.6	59	5
Ernie Conwell	38	404	10.6	46	4
Torrance Small	32	488	15.3	46	1
Eddie Kennison	25	404	16.2	76	0
Keith Crawford	11	232	21.1	69	0
Lawrence Phillips	10	33	3.3	17	0
Craig Heyward	8	77	9.6	25	0
Jerald Moore	8	69	8.6	19	0
Aaron Laing	5	31	6.2	11	1
Malcolm Floyd	4	39	9.8	14	0
Ron Moore	4	34	8.5	13	0
Jermaine Ross	3	37	12.3	14	0
J.T. Thomas	2	25	12.5	16	0
Mitch Jacoby	2	10	5.0	10	0
Zach Wiegert	1	1	1.0	1	0
Mike Gruttadauria	1	0	0.0	0	0
Rams	271	3524	13.0	76	14
Opponents	288	3675	12.8	72	26

INTERCEPTIONS	No.	Yards	Avg.	LG	TD	
Ryan McNeil	9	127	14.1	75	1
Keith Lyle	8	102	12.8	39	0
Todd Lyght	4	25	6.3	13	0
D'Marco Farr	1	22	22.0	22	0
Leslie O'Neal	1	5	5.0	5	0
Mike Jones	1	0	0.0	0	0
Dexter McCleon	1	0	0.0	0	0
Rams	25	281	11.2	75	1
Opponents	15	85	5.7	29	0

SCORING	TD	Ru	Pa	Rt	K-PA	FG	S	TP
Jeff Wilkins.....	0	0	0	0	32/32	25/37		107
Lawrence Phillips.....	8	8	0	0				48
Isaac Bruce.....	5	0	5	0				30
Ernie Conwell.....	4	0	4	0				24
Amp Lee.....	3	0	3	0				18
Jerald Moore.....	3	3	0	0				18
Tony Banks.....	1	1	0	0				6
Craig Heyward.....	1	1	0	0				6
Aaron Laing.....	1	0	1	0				6
Ryan McNeil.....	1	0	0	1a				6
Ron Moore.....	1	1	0	0				6
Leslie O'Neal.....	1	0	0	1b				6
Torrance Small.....	1	0	1	0				6
David Thompson.....	1	1	0	0				6
Zach Wiegert.....	1	0	0	1c				6
Rams.....	32	15	14	3	32/32	25/37	0	299
Opponents.....	39	10	26	3#	31/31	26/31	0	359

Two-Point conversions - Rams 0-0; Opponents 7-8

- a. - McNeil 75-yard interception return at San Francisco (10/12)
b. - O'Neal 61-yard fumble return vs. Carolina (11/23)
c. - Wiegert fumble recovery in end zone @ Carolina (12/20)

- # - E. Gullford 102-yard k.o. return vs. New Orleans (8/31)
D. Gordon 94-yard punt return @ Denver (9/14)
M. Fields 21-yard fumble return @ New Orleans (12/7)

PUNTING	No.	Yards	Avg.	TB	In20	LG	Blk.
Mike Horan.....	53	2272	42.9	4	10	60	0
Will Brice.....	41	1713	41.8	4	6	61	1
Rams.....	95	3985	41.9	8	16	61	1
Opponents.....	82	3648	44.5	9	23	61	0

PUNT RETURNS	No.	FC	Yards	Avg.	LG	TD
Eddie Kennison.....	34	20	247	7.3	43	0
Malcolm Floyd.....	4	2	15	3.8	8	0
Jermaine Ross.....	2	0	12	6.0	6	0
Amp Lee.....	0	1	0	—	—	0
Rams.....	40	23	274	6.9	43	0
Opponents.....	60	14	618	10.3	94t	1

KICKOFF RETURNS	No.	Yards	Avg.	LG	TD
David Thompson.....	49	1110	22.7	56	0
Jermaine Ross.....	6	130	21.7	42	0
J.T. Thomas.....	5	97	19.4	24	0
Amp Lee.....	4	71	17.8	19	0
Ron Moore.....	1	17	17.0	17	0
Eddie Kennison.....	1	14	14.0	7	0
Jay Williams.....	1	10	10.0	10	0
Jeff Zgonina.....	1	5	5.0	5	0
Rams.....	68	1454	21.4	56	0
Opponents.....	54	1262	23.4	102t	1

FIELD GOALS	1-19	20-29	30-39	40-49	50+	Total
Jeff Wilkins.....	0/0	8/9	8/12	7/14	2/2	25/37
Opponents.....	1/1	9/10	4/4	8/10	4/6	26/31

Wilkins(36M, 36G) (40G, 49G, 52G, 34G) (37M) (23G, 21G) (38G) (34G)(51G,29G,46G)(45M,25G,48G)(38G) (37B, 36M) (28M, 48M)(40M,26G)(30G, 43M, 23G, 25G) (45M, 37G, 34G, 48M)(40M, 28G)(49G,42G,47G)
Opps. (31G,53G,46G)(50M)(43B) (54M, 42M, 47G)(20G,46G,28G)(24G)(25G,52G,41G,39G)(37G, 27G)(44G)(27G, 44G)(36G,53G,27G)(43G, 19G)(49G, 53G)(22B, 27G, 20G)(

TACKLES	Solo	Assists	Total	Sacks	Yards	Int.	P.Def.	F.Fum.	F.Rec.
Robert Jones	72	43	115	1	8	0	5	0	0
Keith Lyle	69	45	114	2	14	8	13	1	0
Todd Lyght	76	31	107	1	7	4	23	2	2
Mike Jones	70	29	99	2	23	1	11	0	0
Roman Phifer	63	36	99	2	9.0	0	8	0	0
Toby Wright	62	30	92	0	0	0	10	2	1
Ryan McNeil	63	15	78	0	0	9	24	0	0
Bill Johnson	34	15	49	4	34	0	1	2	0
Kevin Carter	33	12	45	7.5	62	0	2	2	2
Leslie O'Neal	24	11	35	10	80	1	3	1	2
D'Marco Farr	20	14	34	3	21	1	1	0	2
Billy Jenkins Jr.	13	11	24	0	0	0	0	0	0
Gerald McBurrows	16	8	24	0	0	0	0	1	0
Jeff Zgonina	19	3	22	2	9	0	2	0	0
Taje Allen	17	3	20	0	0	0	4	0	0
Dexter McCleon	12	3	15	1	10	1	2	0	0
Jay Williams	6	8	14	1	7	0	0	0	0
Bryan Robinson	5	3	8	1	8	0	0	0	0
Jeff Robinson	3	3	6	0.5	3	0	1	0	0
Marquis Walker	4	0	4	0	0	0	0	0	0
Nate Dingle	2	0	2	0	0	0	0	0	0
Lorenzo Styles	0	1	1	0	0	0	0	0	0
Total	682	323	1005	38	296	25	110	11	9

*fumbles recovered on special teams are listed below

SPECIAL TEAMS TACKLES

	Solo	Assists	Total
Billy Jenkins Jr.	23	0	23
Keith Crawford	14	0	14
Muadianvita Kazadi	13	0	13
David Thompson	13	0	13
Jeff Robinson	12	0	12
Mitch Jacoby	10	0	10
Lorenzo Styles	9	0	9
Marquis Walker	8	0	8
Todd Lyght	7	0	7
Keith Lyle	7	0	7
Britt Hager	6	0	6
Mike Scurlock	6	0	6
Charlie Clemons	5	0	5
Nate Dingle	4	0	4
Jeff Zgonina	4	0	4
Jeff Wilkins	3	0	3
Taje Allen	2	0	2
Troy Dumas	2	0	2
Mike Jones	2	0	2
Robert Jones	2	0	2
Dexter McCleon	2	0	2
Bryan Robinson	2	0	2
Brett Wallerstedt	2	0	2
Jay Williams	2	0	2
Will Brice	1	0	1
Craig Heyward	1	0	1
Mike Horan	1	0	1
Gerald McBurrows	1	0	1
Jerald Moore	1	0	1
Roman Phifer	1	0	1
Joe Rowe	1	0	1
Toby Wright	1	0	1
Total	168	0	168

ADDITIONAL: Forced fumbles: Jeff Robinson 1, Marquis Walker 1; Fumble recoveries: Bill Johnson 1, Ryan McNeil 1, David Thompson 1, Marquis Walker 1. Blocked field goal: Kevin Carter 2. Blocked field goal recovery: Ryan McNeil 1.

MISCELLANEOUS

	Solo	Assists	Total	Fum.Rec.	For. Fum.
Tony Banks	0	0	0	3	0
Isaac Bruce	1	0	1	0	0
Ernie Conwell	0	0	0	1	0
Keith Crawford	0	0	0	1	0
John Gerak	1	0	1	0	0
Todd Lyght	0	1	1	0	0
Jerald Moore	0	0	0	2	0
Oriando Pace	1	0	1	0	0
Torrance Small	1	0	1	0	0
Zach Wiegert	0	0	0	4	0
Toby Wright	0	1	1	0	0

1997 PLAYER PARTICIPATION



NO.	PLAYER	1	2	3	4	5	6	7	8	9	10	11	12	13	14	15	16	GP/S/I/D
		8/31	9/7	9/14	9/21	9/28	10/12	10/19	10/26	11/2	11/9	11/16	11/23	11/30	12/7	12/14	12/20	
		NO	SF	@DEN	NYG	@OAK	@SF	SEA	KC	@ATL	@GB	ATL	CAR	@WAS	@NO	CHI	@CAR	
20	Allen, T	IV	X	X	X	IV	X	CB	X	X	X	X	X	X	X	X	X	14/1/2/0
12	Banks, T	QB	QB	QB	QB	QB	QB	QB	QB	QB	QB	QB	QB	QB	QB	QB	QB	16/16/0/0
10	Brice, W	X	X	X	X	X	X	O	O	O	O	O	O	O	O	O	O	6/0/0/0
77	Brooks, E	O	O	O	O	O	O	O	O	O	O	O	IA	IA	IA	IA	IA	0/0/5/0
61	Brostek, B	IA	IA	C	D	IA	IR	IR	IR	IR	IR	IR	IR	IR	IR	IR	IR	1/1/3/1
80	Bruce, I	IV	IV	WR	IA	IA	WR	WR	WR	WR	WR	WR	WR	WR	WR	WR	WR	12/12/0/0
93	Carter, K	LDE	LDE	LDE	LDE	LDE	LDE	LDE	LDE	LDE	LDE	LDE	LDE	LDE	LDE	LDE	LDE	16/16/0/0
56	Clemens, C	X	IA	IA	IA	X	IA	IA	IA	IV	X	X	X	IR	IR	IR	IR	5/0/7/0
84	Conwell, E	TE	TE	TE	TE	TE	TE	TE	TE	TE	TE	TE	TE	TE	TE	TE	TE	16/16/0/0
81	Crawford, K	X	X	X	X	X	X	WR	WR	IA	X	X	X	X	X	X	X	15/2/1/0
53	Dingle, N	X	X	X	X	X	X	X	X	X	O	O	O	O	O	O	O	9/0/0/0
54	Dumas, T	O	O	O	O	O	O	O	O	O	O	O	IA	IA	X	X	X	2/0/2/0
65	Dye, E	X	X	X	X	X	X	X	X	X	X	X	X	IV	IV	IV	IV	13/0/3/0
75	Farr, D	DT	DT	DT	DT	DT	DT	DT	DT	DT	DT	DT	DT	DT	DT	DT	DT	16/16/0/0
82	Floyd, M	O	O	O	O	O	IA	X	X	X	IV	X	IV	IV	IV	IV	IR	4/0/5/0
9	Furrer, W	IV	IV	IV	IV	IV	IV	IV	IV	IV	IV	IV	IV	IV	IV	IV	IV	0/0/16/0
70	Gandy, W	LT	LT	LT	LT	RT	RT	RT	RT	LT	LT	LT	RT	RT	RT	RT	RT	16/16/0/0
64	Gerak, J	LG	LG	LG	LG	LG	LG	LG	LG	LG	LG	LG	LG	LG	LG	LG	LG	16/16/0/0
60	Gruittadauria, M	C	C	IA	IV	C	C	C	C	C	C	C	C	C	C	C	C	14/14/2/0
57	Hager, B	X	X	X	X	IV	X	X	X	X	X	X	X	X	X	IV	IA	13/0/3/0
33	Harris, D	IA	IV	IV	IA	IA	IA	IA	IA	IA	IA	IA	IA	IA	IA	D	IV	0/0/15/1
34	Heyward, C	FB	FB	FB	FB	X	FB	FB	FB	FB	FB	FB	FB	FB	X	X	X	16/12/0/0
2	Horan, M	O	O	O	O	O	O	O	X	X	X	X	X	X	X	X	X	10/0/0/0
89	Jacoby, M	X	X	X	X	TE	TE	X	X	X	X	X	X	X	X	IV	IV	14/2/2/0
22	Jenkins Jr., B	X	X	X	X	X	X	X	X	X	X	X	X	X	X	SS	SS	16/2/0/0
79	Johnson, B	UT	UT	UT	UT	UT	UT	UT	UT	UT	UT	UT	UT	UT	UT	UT	UT	16/16/0/0
52	Jones, M	LB	LB	LB	LB	LB	LB	LB	LB	LB	LB	LB	LB	LB	LB	LB	LB	16/16/0/0
55	Jones, R	LB	LB	LB	LB	LB	LB	X	LB	LB	LB	LB	LB	LB	LB	LB	LB	16/15/0/0
59	Kazadi, M	X	X	X	X	X	IV	IV	X	IA	X	X	X	X	X	X	X	12/0/4/0
88	Kennison, E	WR	WR	WR	WR	WR	X	IA	IA	X	X	WR	X	WR	WR	X	WR	14/9/2/0
86	Laing, A	IV	X	X	X	X	X	X	X	X	TE	TE	TE	TE	X	TE	TE	15/5/1/0
31	Lee, A	X	X	X	X	X	X	X	X	X	X	X	X	X	X	WR	X	16/1/0/0
41	Lyght, T	CB	CB	CB	CB	CB	CB	CB	CB	CB	CB	CB	CB	CB	CB	CB	CB	16/16/0/0
35	Lyle, K	FS	FS	FS	FS	FS	FS	FS	FS	FS	FS	FS	FS	FS	FS	FS	FS	16/16/0/0
98	Maumalanga, C	O	O	O	O	O	O	O	O	O	O	O	O	O	O	O	IV	0/0/1/0
23	McBurrrows, G	SS	SS	SS	X	X	X	X	IR	IR	IR	IR	IR	IR	IR	IR	IR	8/3/0/0
24	McCleon, D	X	X	X	X	X	X	CB	X	X	X	X	X	X	X	X	X	16/1/0/0
47	McNeil, R	CB	CB	CB	CB	CB	CB	CB	CB	CB	CB	CB	CB	CB	CB	CB	CB	16/16/0/0
73	Miller, F	RT	RT	RT	RT	X	X	X	X	RT	RT	RT	D	X	X	X	X	15/7/0/1
44	Moore, J	IA	IA	IA	IA	IA	IA	IA	X	X	X	FB	RB	RB	RB	RB	RB	9/5/7/0
29	Moore, R	X	X	RB	X	X	X	RB	X	IV	O	O	O	O	O	O	O	7/2/1/0
91	O'Neal, L	RDE	RDE	RDE	RDE	RDE	RDE	RDE	RDE	RDE	IV	X	RDE	RDE	RDE	RDE	RDE	15/14/1/0
76	Pace, O	X	X	X	X	LT	LT	LT	LT	IV	IA	IV	LT	LT	LT	LT	LT	13/9/3/0
58	Phifer, R	LB	LB	LB	LB	LB	LB	X	LB	LB	LB	LB	LB	LB	LB	LB	LB	16/15/0/0
21	Phillips, L	RB	RB	X	RB	RB	IV	RB	RB	RB	RB	O	O	O	O	O	O	10/9/1/0
92	Robinson, B	X	X	X	IV	X	X	IV	IV	IV	X	X	X	X	X	X	X	11/0/5/0
94	Robinson, J	X	X	X	X	X	X	X	X	X	X	X	X	X	X	X	X	16/0/0/0
82	Ross, J	X	X	X	X	IV	O	O	O	O	O	O	O	O	O	O	O	4/0/1/0
42	Rowe, J	O	O	O	O	O	O	O	O	O	O	O	IA	IA	IA	X	X	2/0/3/0
11	Rypien, M	D	D	D	D	D	D	D	X	D	X	D	X	D	X	D	X	5/0/0/11
37	Scurlock, M	O	O	O	O	O	O	O	O	IA	IA	X	X	X	X	X	X	5/0/2/0
16	Sellers, D	O	O	O	O	O	O	O	O	O	O	O	O	O	O	IA	IA	0/0/2/0
83	Small, T	WR	WR	X	WR	WR	IV	IV	X	WR	WR	IV	X	X	X	WR	X	13/7/3/0
62	Smith, V	D	D	RG	C	X	D	D	D	X	X	X	X	X	X	X	X	10/2/0/6
51	Styles, L	O	O	O	O	O	O	O	O	O	X	IV	IA	X	X	IR	IR	3/0/2/0
87	Thomas, J	X	IV	IA	IV	X	X	X	IV	IA	IA	IV	IV	IA	IA	D	D	4/0/11/1
28	Thompson, D	PS	PS	PS	PS	PS	X	X	X	X	X	X	X	X	X	X	X	11/0/0/0
50	Tucker, R	PU	PU	PU	PU	PU	PU	PU	PU	IA	X	X	X	X	X	X	X	7/0/1/0
38	Walker, M	X	X	X	X	X	X	X	X	X	X	O	O	O	O	O	O	11/0/0/0
53	Wallerstedt, B	O	O	O	O	O	O	O	O	O	O	O	O	O	O	O	O	2/0/0/0
72	Wiegert, Z	RG	RG	IV	RG	RG	RG	RG	RG	RG	RG	RG	RG	RG	RG	RG	RG	15/15/1/0
14	Wilkins, J	X	X	X	X	X	X	X	X	X	X	X	X	X	X	X	X	16/0/0/0
96	Williams, J	X	X	X	X	X	X	X	X	X	X	RDE	RDE	X	X	X	X	16/2/0/0
32	Wright, T	IA	IA	IV	SS	SS	SS	SS	SS	SS	SS	SS	SS	SS	SS	IA	IA	11/11/5/0
90	Zgonina, J	X	X	X	X	X	X	X	X	X	X	X	X	X	X	X	IR	15/0/0/0

Pos. Starter; X Reserve; D Did Not Play; IA Inactive (Friday Inactive); IV Inactive (Sunday Inactive); IR Injured Reserve; PS Practice Squad; O Not on Roster; U Unsigned; E Roster Exemption; PU Physically Unable to Perform; GP Games Played; S Started; I Inactive

ALL-TIME RAMS LEADERS

All-Pro Seasons

8	Merlin Olsen
7	Deacon Jones
7	Tom Mack
6	Riley Matheson
6	Jack Youngblood
5	Duane Putnam
5	Isiah Robertson
4	Dick Huffman
4	Jackie Slater
3	Nolan Cromwell
3	Eric Dickerson
3	Henry Ellard
3	LeRoy Irvin
3	Ed Meador
3	Tom Newberry
3	Dan Towler
3	Bob Waterfield

Pro Bowl Seasons

14	Merlin Olsen
11	Tom Mack
8	Les Richter
7	Jackie Slater
7	Deacon Jones
7	Jack Youngblood
6	Dennis Harrah
6	Isiah Robertson
6	Rich Saul
6	Doug Smith
6	Norm Van Brocklin
5	Jon Arnett
5	Larry Brooks
5	Kent Hill
5	Lawrence McCutcheon
5	Ed Meador

Consecutive Pro Bowl Seasons

14	Merlin Olsen
9	Tom Mack
8	Les Richter
7	Deacon Jones
7	Jack Youngblood
6	Jackie Slater
6	Rich Saul
6	Doug Smith
6	Norm Van Brocklin
5	Jon Arnett
5	Larry Brooks
5	Lawrence McCutcheon
5	Isiah Robertson
4	Maxie Baughn
4	Nolan Cromwell
4	Jerry Gray
4	Kent Hill
4	Ed Meador
4	Dan Towler

RAMS NFL LEADERS

RUSHING

1987	Charles White	324-1374
1986	Eric Dickerson	404-1821
1985	Eric Dickerson	379-2105
1984	Eric Dickerson	390-1808
1952	Dan Towler	156-894

PASSING TOUCHDOWNS

1989	Jim Everett	29
1988	Jim Everett	28
1969	Roman Gabriel	24
1946	Bob Waterfield	17

RECEIVING (Receptions)

1961	Jim Phillips	78
1951	Elroy Hirsch	66
1950	Tom Fears	84
1949	Tom Fears	77
1948	Tom Fears	51
1946	Jim Benton	63

RECEIVING (Yards)

1996	Isaac Bruce	84-1338
1986	Henry Ellard	86-1414
1958	Del Shofner	51-1097
1954	Bob Boyd	53-1212
1951	Elroy Hirsch	66-1495
1950	Tom Fears	84-1116
1946	Jim Benton	63-981
1945	Jim Benton	45-1067

SCORING

1978	Frank Corral	118
1973	David Ray	130
1951	Elroy Hirsch	102

TOUCHDOWNS

1988	Greg Bell	(16r-2p) 18
1951	Elroy Hirsch	(17p) 17

FIELD GOALS MADE

1978	Frank Corral	29
1973	David Ray	30
1966	Bruce Gossett	28
1958	Paige Cothren	14
1951	Bob Waterfield	13
1949	Bob Waterfield	9
1947	Bob Waterfield	7

INTERCEPTIONS

1997	Ryan McNeil	9
1996	Keith Lyle	9
1976	Monte Jackson	10
1955	Will Sherman	11
1952	Dick Lane	14

PUNTING

1994	Sean Landeta	44.8
1972	Dave Chapple	44.2
1956	Norm Van Brocklin	43.1
1955	Norm Van Brocklin	44.6

PUNT RETURNS

1983	Henry Ellard	13.6
1981	LeRoy Irvin	13.4
1969	Alvin Haymond	13.2
1958	Jon Arnett	12.4
1949	V.T. Smith	15.8

KICKOFF RETURNS

1985	Ron Brown	32.8
1971	Travis Williams	29.7
1961	Dick Bass	30.3
1957	Jon Arnett	28.0
1956	Tom Wilson	31.8
1950	V.T. Smith	33.7

Bold indicates rookies

RECORDS





ALL-TIME LEADERS

Bold denotes rookie

CAREER RUSHING

	Years	No.	Yards	Avg.	LG	TD
1.	Dickerson, Eric1983-87	1,525	7,245	4.8	85t	56
2.	McCutcheon, Lawrence1973-79	1,435	6,186	4.3	48	23
3.	Bass, Dick1960-69	1,218	5,417	4.5	73t	34
4.	Towler, Dan1950-55	672	3,493	5.2	79t	44
5.	Josephson, Les1964-67, 1969-74	797	3,407	4.3	75	17
6.	Younger, Paul (Tank)1949-57	682	3,296	4.8	75t	17
7.	Tyler, Wendell1977-82	720	3,266	4.5	69t	33
8.	Bryant, Cullen1973-81, 1987	802	3,119	3.9	26	20
9.	Bettis, Jerome1993-95	796	3,091	3.5	71t	13
10.	Ellison, Willie1967-72	656	2,901	4.4	80t	20

SEASON RUSHING

	Year	No.	Yards	Avg.	LG	TD
1.	Dickerson, Eric1984	379	2,105	5.6	66	14
2.	Dickerson, Eric1986	404	1,821	4.5	42t	11
3.	Dickerson, Eric.....1983	390	1,808	4.6	85t	18
4.	Bettis, Jerome1993	294	1,429	4.9	71t	7
5.	White, Charles1987	324	1,374	4.2	58	11
6.	McCutcheon, Lawrence.....1977	294	1,238	4.2	48	7
7.	Dickerson, Eric1985	292	1,234	4.2	43	12
8.	Bell, Greg.....1988	288	1,212	4.2	44	16
9.	McCutcheon, Lawrence1976	291	1,168	4.0	40	9
10.	Bell, Greg.....1989	272	1,137	4.2	47	15

CAREER PASSING

(Based on Yards)

	Years	Att.	Comp.	Yards	Pct.	TD	Int.
1.	Everett, Jim1986-93	3,277	1,847	23,758	.564	142	123
2.	Gabriel, Roman1962-72	3,313	1,705	22,223	.515	154	112
3.	Van Brocklin, Norm1949-57	1,897	1,011	16,114	.533	118	127
4.	Waterfield, Bob1945-52	1,618	814	11,893	.503	99	128
5.	Ferragamo, Vince1977-84	1,288	730	9,376	.567	70	71
6.	Haden, Pat1976-81	1,363	731	9,296	.536	52	60
7.	Wade, Bill1954-60	1,116	602	8,572	.539	56	68
8.	Banks, Tony1996-	855	444	5,798	.519	29	28
9.	Harris, James1973-76	652	361	5,220	.554	33	27
10.	Miller, Chris1994-95	722	405	4,727	.561	34	29

SEASON PASSING

(Based on Yards)

	Year	Att.	Comp.	Yards	Pct.	TD	Int.
1.	Everett, Jim1989	518	304	4,310	58.7	29	17
2.	Everett, Jim1990	554	307	3,989	55.4	23	17
3.	Everett, Jim1988	517	308	3,964	59.6	31	18
4.	Everett, Jim1991	490	277	3,438	56.5	11	20
5.	Everett, Jim1992	475	281	3,323	59.2	22	18
6.	Ferragamo, Vince.....1983	464	274	3,276	59.1	22	23
7.	Banks, Tony1997	487	252	3,254	51.7	14	13
8.	Ferragamo, Vince1980	404	240	3,199	59.4	30	19
9.	Haden, Pat1978	444	229	2,995	51.6	13	19
10.	Brock, Dieter1985	365	218	2,658	59.7	16	13

CAREER RECEIVING

(Based on Receptions)

	Years	No.	Yards	Avg.	LG	TD
1.	Ellard, Henry1983-93	593	9,761	16.5	81t	48
2.	Fears, Tom1948-56	400	5,397	13.4	80t	38
3.	Hirsch, Elroy1949-57	343	6,289	18.3	91t	53
4.	Snow, Jack1965-75	340	6,012	17.7	84t	45
5.	Phillips, Jim1958-64	316	4,708	14.9	93t	27
6.	Bruce, Isaac1994-	280	4,206	15.0	72	28
7.	Benton, Jim1938-40, 42, 44-47	275	4,566	16.6	84t	42
8.	Anderson, Willie1988-94	259	5,246	20.3	78t	26
9.	Bass, Dick1960-69	214	1,846	8.6	53	7
10.	Jackson, Harold1968, 73-77	200	3,591	17.9	69t	36

SEASON RECEIVING

(Based on Receptions)

	Year	No.	Yards	Avg.	LG	TD	
1.	Bruce, Issac	1995	119	1,781	15.0	72	13
2.	Ellard, Henry	1988	86	1,414	16.4	68	10
3.	Bruce, Isaac	1996	84	1,338	15.9	70	7
4.	Fears, Tom	1950	84	1,116	13.3	53	7
5.	Phillips, Jim	1961	78	1,092	14.0	69t	5
6.	Fears, Tom	1949	77	1,013	13.2	51	9
7.	Ellard, Henry	1990	76	1,294	17.0	50t	4
8.	Ellard, Henry	1989	70	1,382	19.7	53	8
9.	McDonald, Tommy	1965	67	1,036	15.5	51	9
10.	Hirsch, Elroy	1951	66	1,495	22.7	91t	17

CAREER RECEIVING

(Based on Yards)

	Years	No.	Yards	Avg.	LG	TD	
1.	Ellard, Henry	1983-93	593	9,761	16.6	81t	48
2.	Hirsch, Elroy	1949-57	343	6,289	18.3	91t	53
3.	Snow, Jack	1965-75	340	6,012	17.7	84t	45
4.	Fears, Tom	1948-56	400	5,397	13.4	80t	38
5.	Anderson, Willie	1988-94	259	5,246	20.3	78t	26
6.	Phillips, Jim	1958-64	316	4,708	14.9	93t	27
7.	Benton, Jim	1938-40, 42, 44-47	275	4,566	16.6	84t	42
8.	Bruce, Isaac	1994-	280	4,206	15.0	72	28
9.	Boyd, Bob	1950-57	176	3,611	20.5	80t	28
10.	Jackson, Harold	1968, 73-77	200	3,591	17.9	69t	36

SEASON RECEIVING

(Based on Yards)

	Year	No.	Yards	Avg.	LG	TD	
1.	Bruce, Issac	1995	119	1,781	15.0	72	13
2.	Hirsch, Elroy	1951	66	1,495	22.7	91	17
3.	Ellard, Henry	1988	86	1,414	16.4	68	10
4.	Ellard, Henry	1989	70	1,382	19.7	53	8
5.	Ellard, Henry	1990	76	1,294	17.0	50t	4
6.	Bruce, Isaac	1996	84	1,338	15.9	70	7
7.	Boyd, Bob	1954	53	1,212	22.9	80	6
8.	Anderson, Willie	1989	44	1,146	26.0	78t	5
9.	Fears, Tom	1950	84	1,116	13.3	53	7
10.	Anderson, Willie	1990	51	1,097	21.5	55t	4

CAREER KICKOFF RETURNS

(Minimum 50)

(Based on Return Average)

	Years	No.	Yards	Avg.	LG	TD	
1.	Wilson, Tom	1956-61	51	1,383	27.1	103t	1
2.	Bryant, Cullen	1973-81, 1987	66	1,760	26.7	93	3
3.	Haymond, Alvin	1969-71	60	1,604	26.7	98	2
4.	Bass, Dick	1960-69	54	1,415	26.2	64	0
5.	Smith, V.T.	1949-53	57	1,453	25.5	55	0

SEASON KICKOFF RETURNS

(Minimum One Per Game)

(Based on Return Average)

	Year	No.	Yards	Avg.	LG	TD	
1.	Smith, V.T.	1950	22	742	33.7	97	3
2.	Brown, Ron	1985	28	918	32.8	98t	3
3.	Wilson, Tom	1956	15	477	31.8	103t	1
4.	Bass, Dick	1961	23	698	30.3	64	0
5.	Williams, Travis	1971	25	743	29.7	105t	1

CAREER PUNT RETURNS

(Minimum 50)

(Based on Return Average)

	Years	No.	Yards	Avg.	LG	TD	
1.	Wallace, Jackie	1977-79	52	618	11.9	58	0
2.	Ellard, Henry	1983-93	135	1,527	11.3	83t	4
3.	Bertelsen, Jim	1972-76	59	821	11.1	60	0
4.	Smith, V.T.	1949-53	75	814	10.9	85t	1
5.	Kennison, Eddie	1996-	63	670	10.6	78t	2

SEASON PUNT RETURNS

(Minimum One Per Game)
(Based on Return Average)

	Year	No.	Yards	Avg.	LG	TD
1.	Lewis, Woodley1952	19	351	18.5	83t	2
2.	Smith, V.T1949	27	427	15.8	85t	1
3.	Horvath, Les1948	13	203	15.6	27	0
4.	Kennison, Eddie1996	29	423	14.6	78t	2
5.	Bertelsen, Jim1972	16	232	14.5	60	0

CAREER SCORING

	Years	TD	PAT	FG	Pts.
1.	Lansford, Mike1982-90	0	315	158	789
2.	Waterfield, Bob1945-52	13	315	60	573
3.	Gossett, Bruce1964-69	0	211	120	571
4.	Ray, David1969-74	0	167	110	497
5.	Corral, Frank1978-81	0	154	75	379

SEASON SCORING

	Year	TD	PAT	FG	Pts.
1.	Ray, David1973	0	40	30	130
2.	Ray, David1970	0	34	29	121
3.	Lansford, Mike1989	0	51	23	120
3.	Dickerson, Eric1983	20	0	0	120
4.	Corral, Frank1978	0	31	29	118
5.	Lansford, Mike1988	0	45	24	117

CAREER INTERCEPTIONS

	Years	No.	Yards	Avg.	LG	TD
1.	Meador, Ed1959-70	46	547	11.9	38t	5
2.	Cromwell, Nolan1977-87	37	671	18.1	94t	4
3.	Irvin, LeRoy1980-89	34	654	19.2	81t	5
4.	Perry, Rod1975-82	28	386	13.8	83t	4
5.	Sherman, Will1954-60	28	515	18.4	95t	3

SEASON INTERCEPTIONS

	Year	No.	Yards	Avg.	LG	TD
1.	Lane, Dick (Night Train)1952	14*	298	21.3	80t	2
2.	Lewis, Woodley1950	12	275	22.9	36	0
3.	Sherman, Will1955	11	101	9.2	36	0
4.	Jackson, Monte1976	10	173	17.3	46	3
5.	Sims, George1949	9	78	8.7	27	1
	Burroughs, Don1955	9	103	11.4	34	0
	Lyle, Keith1996	9	152	16.9	68	0
	McNeil, Ryan1997	9	127	14.1	75t	1

*NFL Record

CAREER PUNTING

(Based on Punts)

	Years	No.	Yards	Avg.	TB	In 20	LG	Blk.
1.	Hatcher, Dale1985-89, 1991	432	17,302	40.1	28	121	67	2
2.	Van Brocklin, Norm1951-1957	343	14,783	43.1	-	-	71	1
3.	Studstill, Pat1968-1971	298	11,980	40.2	25	-	60	0
4.	Villanueva, Danny1961-1964	296	13,099	44.3	13	-	68	1
5.	Landeta, Sean1993-96	281	12,489	44.4	37	76	70	0

(-) Statistic not available

SEASON PUNTING

(Based on Average)

	Year	No.	Yards	Avg.	TB	In 20	LG	Blk.
1.	Villanueva, Danny1962	87	3,960	45.5	7	-	65	1
2.	Villanueva, Danny1963	81	3,678	45.4	0	-	68	0
3.	Landeta, Sean1994	78	3,494	44.8	9	23	62	0
4.	Landeta, Sean1996	78	3,491	44.8	9	23	70	0
5.	Van Brocklin, Norm1955	60	2,676	44.6	-	-	61	0

(-) Statistic not available

YEAR-BY-YEAR LEADERS



Bold denotes rookie
NA - not available

PASSING

Year	Player	Att.	Comp.	Yards	Pct.	TD	Int.	LG	Sacks/ Yards	Rating	
1937	Snyder, Bob	66	25	378	.379	1	14			23.0	
1938	Snyder, Bob	87	36	631	.414	0	9			27.2	
1939	Hall, Parker	208	106	1,227	.510	9	13			57.5	
1940	Hall, Parker	183	77	1,108	.421	1	16			27.8	
1941	Hall, Parker	190	84	863	.442	7	19	39		30.5	
1942	Hall, Parker	140	62	815	.443	7	19	59		40.3	
1943	Suspended Play/W.W. II										
1944	Reisz, Albie	113	49	777	.434	8	10	70		53.6	
1945	Waterfield, Bob	171	88	1,609	.514	14	16	84		72.5	
1946	Waterfield, Bob	256	128	1,772	50.0	17	18	57		65.9	
1947	Waterfield, Bob	221	96	1,210	43.4	8	18	45	NA/41	39.2	
1948	Hardy, Jim	211	112	1,390	50.7	14	7	69t	NA/11	82.1	
1949	Waterfield, Bob	296	154	2,168	52.0	17	24	71t	NA/61	61.3	
1950	Van Brocklin, Norm	233	127	2,061	54.5	18	14	58	NA/103	85.1	
1951	Waterfield, Bob	176	88	1,566	50.0	13	10	91t	NA/37	81.8	
1952	Van Brocklin, Norm	205	113	1,736	55.1	14	17	84t	NA/97	71.5	
1953	Van Brocklin, Norm	286	156	2,393	54.5	19	14	70t	NA/61	84.1	
1954	Van Brocklin, Norm	260	139	2,637	53.5	13	21	80t	NA/80	71.9	
1955	Van Brocklin, Norm	272	144	1,890	52.9	8	15	74t	NA/76	62.0	
1956	Wade, Bill	178	91	1,461	51.1	10	13	76t	NA/127	67.1	
1957	Van Brocklin, Norm	265	132	2,105	49.8	20	21	81t	NA/114	68.8	
1958	Wade, Bill	341	181	2,875	53.1	18	22	93t	NA/197	72.2	
1959	Wade, Bill	261	153	2,001	58.6	12	17	72t	NA/124	71.1	
1960	Wade, Bill	182	106	1,294	58.2	12	11	63	NA/251	77.0	
1961	Bratkowski, Zeke	230	124	1,547	53.9	8	13	84t	NA/168	63.1	
1962	Bratkowski, Zeke	219	110	1,541	50.2	9	16	80t	NA/175	56.5	
1963	Gabriel, Roman	281	130	1,947	46.3	8	11	77t	44/337	62.7	
1964	Munson, Bill	223	108	1,533	48.4	9	15	95t	23/183	56.5	
1965	Gabriel, Roman	173	83	1,321	48.0	11	5	60t	14/97	83.0	
1966	Gabriel, Roman	397	217	2,540	54.7	10	16	84t	48/319	65.9	
1967	Gabriel, Roman	371	196	2,779	52.8	25	13	80t	24/201	85.7	
1968	Gabriel, Roman	366	184	2,364	50.3	19	16	60t	27/296	70.0	
1969	Gabriel, Roman	399	217	2,549	54.4	24	7	93t	14/182	86.8	
1970	Gabriel, Roman	407	211	2,552	52.0	16	12	71	20/134	72.2	
1971	Gabriel, Roman	352	180	2,238	51.1	17	10	68	25/200	75.5	
1972	Gabriel, Roman	323	165	2,027	51.1	12	15	57	12/102	63.8	
1973	Hadl, John	258	135	2,008	52.3	22	11	69	17/126	88.8	
1974	Harris, James	198	106	1,544	53.5	11	6	50	12/101	85.3	
1975	Harris, James	285	157	2,148	55.1	14	15	54	21/180	73.8	
1976	Harris, James	158	91	1,460	57.6	8	6	80	14/151	89.8	
1977	Haden, Pat	216	122	1,551	56.5	11	6	58	17/151	84.4	
1978	Haden, Pat	444	229	2,995	51.6	13	19	68t	32/216	65.0	
1979	Haden, Pat	290	163	1,854	56.2	11	14	50	21/178	68.2	
1980	Ferragamo, Vince	404	240	3,199	59.4	30	19	74t	23/191	89.7	
1981	Haden, Pat	267	138	1,815	51.7	9	13	64	28/227	64.4	
1982	Ferragamo, Vince	209	118	1,609	56.5	9	9	85t	7/65	77.7	
1983	Ferragamo, Vince	464	274	3,276	59.1	22	23	61t	21/178	75.5	
1984	Kemp, Jeff	284	143	2,021	50.4	13	7	63t	24/190	78.7	
1985	Brock, Dieter	365	218	2,658	59.7	16	13	64t	51/351	81.8	
1986	Everett, Jim	147	73	1,018	49.7	8	8	60t	8/50	67.8	
1987	Everett, Jim	302	162	2,064	53.6	10	13	81t	17/139	68.4	
1988	Everett, Jim	517	308	3,964	59.6	31	18	69t	28/197	89.2	
1989	Everett, Jim	518	304	4,310	58.7	29	17	78t	29/214	90.6	
1990	Everett, Jim	554	307	3,989	55.4	23	17	55t	30/198	79.3	
1991	Everett, Jim	490	277	3,438	56.5	11	20	78	30/200	68.9	
1992	Everett, Jim	475	281	3,323	59.2	22	18	67t	26/204	80.1	
1993	Everett, Jim	274	135	1,652	49.3	8	12	60t	18/125	59.7	
1994	Miller, Chris	317	173	2,104	54.6	16	14	54	28/193	73.6	
1995	Miller, Chris	405	232	2,623	57.3	18	15	72	31/244	76.2	
1996	Banks, Tony	368	192	2,544	52.2	15	15	77t	48/306	71.0	
1997	Banks, Tony	487	252	3,254	51.7	14	13	76	43/317	71.5	

RUSHING

Year	Player	No.	Yards	Avg.	LG	TD
1937	Drake, Johnny (Zero)	98	333	3.4		3
1938	Davis, Corbett	71	202	2.8		3
1939	Hall, Parker	120	458	3.8		2
1940	Drake, Johnny (Zero)	130	480	3.6		9
1941	Drake, Johnny (Zero)	101	246	2.4	15	2
1942	Magnani, Dante	59	344	5.8	71	2
1943	Suspended Play/W.W. II					
1944	West, Pat	66	220	3.3	31	0
1945	Gehrke, Fred	74	467	6.3	72	7
1946	Gehrke, Fred	71	371	5.2	53	3
1947	Washington, Kenny	60	444	7.4	92t	5
1948	Hoerner, Dick	76	354	4.7	23	4
1949	Hoerner, Dick	155	582	3.7	37	6
1950	Davis, Glenn	88	416	4.7	55	3
1951	Towler, Dan	126	854	6.8	79t	6
1952	Towler, Dan	156	894	5.7	44t	10
1953	Towler, Dan	152	879	5.8	73t	7
1954	Younger, Paul (Tank)	91	610	6.7	75t	8
1955	Waller, Ron	151	716	4.7	55t	7
1956	Waller, Ron	83	543	6.5	46	1
1957	Wilson, Tom	127	616	4.9	46	3
1958	Arnett, Jon	133	683	5.1	57	6
1959	Matson, Ollie	161	863	5.4	50	6
1960	Arnett, Jon	104	436	4.2	31	2
1961	Arnett, Jon	158	609	3.9	26	4
1962	Bass, Dick	196	1,033	5.3	57	6
1963	Bass, Dick	143	577	3.6	51	5
1964	Wilson, Ben	159	553	3.5	27	5
1965	Bass, Dick	121	549	4.5	44t	2
1966	Bass, Dick	248	1,090	4.4	50	8
1967	Josephson, Les	178	800	4.5	27	4
1968	Ellison, Willie	151	616	4.1	52t	5
1969	Smith, Larry	166	599	3.6	46	1
1970	Josephson, Les	150	640	4.3	23	5
1971	Ellison, Willie	211	1,000	4.7	80t	4
1972	Ellison, Willie	170	764	4.5	37	5
1973	McCutcheon, Lawrence	210	1,097	5.2	37	2
1974	McCutcheon, Lawrence	236	1,109	4.7	23	3
1975	McCutcheon, Lawrence	213	911	4.3	43	2
1976	McCutcheon, Lawrence	291	1,168	4.0	40	9
1977	McCutcheon, Lawrence	294	1,238	4.2	48	7
1978	Bryant, Cullen	178	658	3.7	26	7
1979	Tyler, Wendell	218	1,109	5.1	63t	9
1980	Bryant, Cullen	183	807	4.4	20	3
1981	Tyler, Wendell	260	1,074	4.1	69t	12
1982	Tyler, Wendell	137	564	4.1	54	9
1983	Dickerson, Eric	390	1,808	4.6	85t	18
1984	Dickerson, Eric	379	2,105	5.6	66	14
1985	Dickerson, Eric	292	1,234	4.2	43	12
1986	Dickerson, Eric	404	1,821	4.5	42t	11
1987	White, Charles	324	1,374	4.2	58	11
1988	Bell, Greg	288	1,212	4.2	44	16
1989	Bell, Greg	272	1,137	4.2	47	15
1990	Gary, Cleveland	204	808	4.0	48	14
1991	Delpino, Robert	214	688	3.2	36	9
1992	Gary, Cleveland	279	1,125	4.0	63	7
1993	Bettis, Jerome	294	1,429	4.9	71t	7
1994	Bettis, Jerome	319	1,025	3.2	19	3
1995	Bettis, Jerome	183	637	3.5	41	3
1996	Phillips, Lawrence	193	632	3.3	38	4
1997	Phillips, Lawrence	183	633	3.5	28	8

RECEIVING

Year	Player	No.	Yards	Avg.	LG	TD
1937	Busich, Sam	13	136	10.5		0
1938	Benton, Jim	21	418	19.9		5
1939	Spadacinni, Vic	32	292	9.1		1
1940	Benton, Jim	22	351	16.0		3
1941	Hickey, Howard (Red)	21	294	14.0	39	4

1942	Magnani, Dante.....	24	276	11.5	67	4
1943	Suspended Play/W.W. II					
1944	Benton, Jim	39	505	12.9	36	6
1945	Benton, Jim	45	1,067	23.7	84	8
1946	Benton, Jim	63	993	15.8	57	6
1947	Benton, Jim	35	511	14.6	43	6
1948	Fears, Tom	51	698	13.7	80	4
1949	Fears, Tom	77	1,013	13.2	51t	9
1950	Fears, Tom	84	1,116	13.3	53	7
1951	Hirsch, Elroy	66	1,495	22.7	91	17
1952	Fears, Tom	48	600	12.5	36	6
1953	Hirsch, Elroy	61	941	15.4	70	4
1954	Boyd, Bob	53	1,212	22.9	80	6
1955	Fears, Tom	44	569	12.9	31	2
1956	Clarke, Leon	36	650	18.1	60	4
1957	Hirsch, Elroy	32	477	14.9	45	6
1958	Shofner, Del	51	1,097	21.5	92	8
1959	Shofner, Del	47	936	19.9	72	7
1960	Phillips, Jim	52	883	17.0	61t	8
1961	Phillips, Jim	78	1,092	14.0	69t	5
1962	Phillips, Jim	60	875	14.6	65t	5
1963	Phillips, Jim	54	793	14.7	52	1
1964	McKeever, Marlin (TE)	41	582	14.2	46	1
1965	McDonald, Tom	67	1,036	15.5	51	9
1966	Moore, Tom (RB)	60	433	7.2	30t	3
1967	Casey, Bernie	53	871	16.4	57t	8
1968	Truax, Billy (TE)	35	417	11.9	22	3
1969	Snow, Jack	49	734	15.0	74t	6
1970	Snow, Jack	51	859	16.8	71	7
1971	Rentzel, Lance	38	534	14.1	41	5
1972	Snow, Jack	30	590	19.7	57	4
1973	Jackson, Harold	40	874	21.9	69	13
1974	McCutcheon, Lawrence (RB)	39	408	10.5	50	2
1975	Jackson, Harold	43	786	18.3	54	7
1976	Jackson, Harold	39	751	19.3	65	5
1977	Jackson, Harold	48	666	13.9	58	6
1978	Miller, Willie	50	767	15.3	52	5
1979	Dennard, Preston	43	766	17.8	50	4
1980	Bryant, Cullen (RB)	53	386	7.3	25	3
1981	Dennard, Preston	49	821	16.8	64	4
1982	Tyler, Wendell (RB)	38	375	9.9	40	4
1983	Barber, Mike (TE)	55	657	11.9	42t	3
1984	Ellard, Henry	34	622	18.3	63t	6
1985	Ellard, Henry	54	811	15.0	64t	5
1986	Ellard, Henry	34	447	13.1	34	4
1987	Ellard, Henry	51	799	15.7	81t	3
1988	Ellard, Henry	86	1,414	16.4	68	10
1989	Ellard, Henry	70	1,382	19.7	53	8
1990	Ellard, Henry	76	1,294	17.0	50t	4
1991	Ellard, Henry	64	1,052	16.4	38	3
1992	Gary, Cleveland (RB)	52	293	5.6	22	3
1993	Ellard, Henry	61	945	15.5	54	2
1994	Bailey, Johnny (RB)	58	516	8.9	28	0
1995	Bruce, Isaac	119	1,781	15.0	72	13
1996	Bruce, Isaac	84	1,338	15.9	70	7
1997	Lee, Amp (RB)	61	825	13.5	62	3

PUNTING

Year	Player	No.	Yards	Avg.	TB	In20	LG	Blk.
1939	Hall, Parker	58		41.0			80	
1940	Hall, Parker	57		43.0			75	
1941	Hall, Parker	49		40.1			67	
1942	Jacobs, Jack	33		42.3			66	
1943	Suspended Play/W.W. II							
1944	Reisz, Albie	25		40.1			66	0
1945	Waterfield, Bob	39		40.7			68	0
1946	Waterfield, Bob	39	1,743	44.6			65	0
1947	Waterfield, Bob	59	2,500	42.4			86	1
1948	Waterfield, Bob	43	1,833	42.6			88	0
1949	Waterfield, Bob	49	2,177	44.4			61	1
1950	Waterfield, Bob	52	2,087	40.1			61	2
1951	Van Brocklin, Norm	48	1,992	41.5			62	1

1952	Van Brocklin, Norm	29	1,250	43.1		66	0
1953	Van Brocklin, Norm	60	2,529	42.2		57	0
1954	Van Brocklin, Norm	44	1,874	42.6		61	0
1955	Van Brocklin, Norm	60	2,676	44.6		61	0
1956	Van Brocklin, Norm	48	2,070	43.1		72	0
1957	Van Brocklin, Norm	54	2,392	44.3		71	0
1958	Shofner, Del	49	2,018	41.2		62	0
1959	Shofner, Del	48	2,004	41.8		66	1
1960	Shofner, Del	54	2,301	42.6		63	1
1961	Villanueva, Danny	46	1,845	40.1	1	53	0
1962	Villanueva, Danny	87	3,960	45.5	7	65	1
1963	Villanueva, Danny	81	3,678	45.4	0	68	0
1964	Villanueva, Danny	82	3,616	44.1	5	58	0
1965	Lothridge, Billy	42	1,619	38.5	3	55	1
1966	Kilgore, Jon	71	3,037	42.8	4	58	0
1967	Kilgore, Jon	68	2,872	42.2	6	68	2
1968	Studstill, Pat	81	3,207	39.6	4	58	0
1969	Studstill, Pat	80	3,259	40.7	9	60	0
1970	Studstill, Pat	67	2,618	39.1	6	53	0
1971	Studstill, Pat	70	2,896	41.4	6	60	0
1972	Chapple, Dave	53	2,344	44.2	3	70	0
1973	Chapple, Dave	51	2,079	40.8	6	65	1
1974	Burke, Mike	46	1,701	37.0	4	51	0
1975	Carrell, Duane	73	2,874	39.4	9	57	0
1976	Jackson, Rusty	77	3,006	39.0	6	61	0
1977	Walker, Glen	73	2,568	35.2	8	56	0
1978	Walker, Glen	83	3,069	37.0	5	26	61
1979	Clark, Ken	93	3,731	40.1	7	60	2
1980	Corral, Frank	76	3,004	39.5	5	15	65
1981	Corral, Frank	89	3,735	42.0	3	19	67
1982	Misko, John	45	1,961	43.6	2	10	59
1983	Misko, John	82	3,301	40.3	12	18	67
1984	Misko, John	74	2,866	38.7	9	21	58
1985	Hatcher, Dale	87	3,761	43.2	6	32	67
1986	Hatcher, Dale	97	3,740	38.6	5	26	57
1987	Hatcher, Dale	76	3,140	41.3	4	19	62
1988	Hatcher, Dale	36	1,424	39.6	1	13	54
1989	Hatcher, Dale	73	2,834	38.8	7	15	54
1990	English, Keith	68	2,663	39.2	2	8	58
1991	Hatcher, Dale	63	2,403	38.1	5	16	52
1992	Bracken, Don	76	3,122	41.1	4	20	59
1993	Landeta, Sean	42	1,825	43.5	7	7	66
1994	Landeta, Sean	78	3,494	44.8	9	23	62
1995	Landeta, Sean	83	3,679	44.3	12	23	63
1996	Landeta, Sean	78	3,491	44.8	9	23	70
1997	Horan, Mike	53	2,272	42.9	4	10	60

FIELD GOALS

Year	Player	Att.	Made	Pct.	Long
1937	Snyder, Bob	1	1	1.000	30
1938	Peterson, Nelson	2	2	1.000	18
1939	Davis, Corby	2	1	.500	27
1940	Adams, Chet	5	1	.200	29
1941	Adams, Chet	2	1	.500	40
1942	Adams, Chet	6	3	.500	46
1943	Suspended Play/W.W. II				
1944	Zontini, Louis	6	3	.500	39
1945	Waterfield, Bob	3	1	.333	28
1946	Waterfield, Bob	11	6	.545	37
1947	Waterfield, Bob	16	7	.437	45
1948	Waterfield, Bob	11	6	.545	47
1949	Waterfield, Bob	17	9	.529	42
1950	Waterfield, Bob	14	7	.500	46
1951	Waterfield, Bob	23	13	.565	47
1952	Waterfield, Bob	19	11	.579	45
1953	Agajanian, Ben	23	10	.434	47
1954	Agajanian, Ben	25	13	.520	41
1955	Richter, Les	15	10	.667	41
1956	Richter, Les	15	8	.533	32
1957	Cothren, Paige	19	11	.579	44
1958	Cothren, Paige	25	14	.560	43
1959	Michaels, Lou	17	8	.470	40

1960	Villanueva, Danny	19	12	.631	36
1961	Villanueva, Danny	27	13	.481	38
1962	Villanueva, Danny	20	10	.500	51
1963	Villanueva, Danny	17	9	.529	47
1964	Gossett, Bruce	24	18	.750	44
1965	Gossett, Bruce	26	15	.577	49
1966	Gossett, Bruce	49	28	.571	48
1967	Gossett, Bruce	43	20	.465	47
1968	Gossett, Bruce	31	17	.548	37
1969	Gossett, Bruce	34	22	.647	44
1970	Ray, David	29	45	.644	46
1971	Ray, David	29	18	.620	49
1972	Ray, David	41	24	.585	45
1973	Ray, David	47	30	.638	49
1974	Ray, David	31	25	.806	48
1975	Dempsey, Tom	26	21	.808	51
1976	Dempsey, Tom	26	17	.654	49
1977	Septien, Rafael	30	18	.600	45
1978	Corral, Frank	43	29	.674	48
1979	Corral, Frank	25	13	.520	49
1980	Corral, Frank	30	16	.533	47
1981	Corral, Frank	26	17	.654	44
1982	Lansford, Mike	15	9	.600	39
1983	Nelson, Chuck	11	5	.455	41
1984	Lansford, Mike	33	25	.758	50
1985	Lansford, Mike	29	22	.759	52
1986	Lansford, Mike	24	17	.708	50
1987	Lansford, Mike	21	17	.810	48
1988	Lansford, Mike	32	24	.750	49
1989	Lansford, Mike	30	23	.767	48
1990	Lansford, Mike	24	15	.625	46
1991	Zendejas, Tony	17	17	1.000	50
1992	Zendejas, Tony	20	15	.750	49
1993	Zendejas, Tony	23	16	.696	54
1994	Zendejas, Tony	23	18	.783	47
1995	Biasucci, Dean	12	9	.750	51
1996	Lohmiller, Chip	25	21	.840	50
1997	Wilkins, Jeff	37	25	.675	52

SCORING

Year	Player	TDR	TDP	TDRT	PAT	FG	TP
1937	Drake, Johnny (Zero)	3	2	0	0-0	0-0	30
1938	Benton, Jim	1	5	0	0-0	0-0	36
1939	Drake, Johnny (Zero)	9	0	0	0-0	0-0	54
1940	Drake, Johnny (Zero)	9	0	0	2-2	0-0	56
1941	Hickey, Howard (Red)	0	4	0	0-0	0-0	24
1942	Magnani, Dante	2	3	0	0-0	0-0	30
1943	Suspended Play/W.W. II						
1944	Zontini, Lou	3	1	0	14-16	3-6	47
1945	Waterfield, Bob	5	0	0	31-34	1-3	64
1946	Waterfield, Bob	1	0	0	37-37	6-11	61
1947	Waterfield, Bob	1	0	0	27-30	7-16	54
1948	Waterfield, Bob	0	0	0	38-44	6-11	56
1949	Waterfield, Bob	1	0	0	43-46	9-17	77
1950	Waterfield, Bob	1	0	0	54-58	7-14	91
1951	Hirsch, Elroy (WR-RB)	0	17	0	0-0	0-0	102
1952	Waterfield, Bob	1	0	0	44-45	11-19	83
1953	Agajanian, Ben	0	0	0	36-37	10-23	66
1954	Towler, Dan (RB)	11	0	0	0-0	0-0	66
1955	Richter, Les	0	0	0	30-31	13-22	69
1956	Richter, Les	0	0	0	36-38	8-15	60
1957	Cothren, Paige	0	0	0	38-39	11-19	71
1958	Cothren, Paige	0	0	0	42-43	14-25	84
1959	Shofner, Del (WR)	0	7	0	0-0	0-0	42
1960	Villanueva, Danny	0	0	0	28-28	12-19	64
1961	Villanueva, Danny	0	0	0	32-32	13-27	71
1962	Villanueva, Danny	0	0	0	26-27	10-20	56
1963	Villanueva, Danny	0	0	0	25-26	9-17	52
1964	Gossett, Bruce	0	0	0	31-32	18-24	85
1965	Gossett, Bruce	0	0	0	30-32	15-26	75
1966	Gossett, Bruce	0	0	0	29-29	28-49	113
1967	Gossett, Bruce	0	0	0	48-48	20-43	108
1968	Gossett, Bruce	0	0	0	37-37	17-31	88

1969	Gossett, Bruce	0	0	0	36-36	22-34	102
1970	Ray, David	0	0	0	34-34	29-45	121
1971	Ray, David	0	0	0	37-37	18-29	91
1972	Ray, David	0	0	0	31-31	24-41	103
1973	Ray, David	0	0	0	40-42	30-47	130
1974	Ray, David	0	0	0	25-31	9-16	52
1975	Dempsey, Tom	0	0	0	31-36	21-26	94
1976	Dempsey, Tom	0	0	0	36-44	17-26	87
1977	Septien, Rafael	0	0	0	32-35	18-30	86
1978	Corral, Frank	0	0	0	31-33	29-43	118
1979	Corral, Frank	0	0	0	36-39	13-25	75
1980	Corral, Frank	0	0	0	51-52	16-30	99
1981	Tyler, Wendell (RB)	12	5	0	0-0	0-0	102
1982	Tyler, Wendell (RB)	9	4	0	0-0	0-0	78
1983	Dickerson, Eric (RB)	18	2	0	0-0	0-0	120
1984	Lansford, Mike	0	0	0	37-38	25-33	112
1985	Lansford, Mike	0	0	0	38-39	22-29	104
1986	Lansford, Mike	0	0	0	34-35	17-24	85
1987	Lansford, Mike	0	0	0	36-38	17-21	87
1988	Lansford, Mike	0	0	0	45-48	24-32	117
1989	Lansford, Mike	0	0	0	51-51	23-30	120
1990	Gary, Cleveland (RB)	14	1	0	0-0	0-0	90
1991	Zendejas, Tony	0	0	0	25-26	17-17	76
1992	Zendejas, Tony	0	0	0	38-38	15-20	83
1993	Zendejas, Tony	0	0	0	23-25	16-23	71
1994	Zendejas, Tony	0	0	0	28-28	18-23	82
1995	Bruce, Isaac (WR)	0	13	0	1-1*	0-0	80
1996	Lohmiller, Chip	0	0	0	28-29	21-25	91
1997	Wilkins, Jeff	0	0	0	32-32	25-37	107

* 2-point Conversion

KICKOFF RETURNS

Year	Player	No.	Yards	Avg.	LG	TD
1942	Magnani, Dante	11	250	22.7	37	0
1943	Suspended Play/W.W. II					
1944	Reisz, Al	12	285	23.7	44	0
1945	Gehrke, Fred	9	173	19.2	30	0
1946	Gehrke, Fred	8	186	23.2	28	0
1947	Harmon, Tom	9	208	23.1	34	0
1948	Gehrke, Fred	17	464	27.3	92t	1
1949	Kalmanir, Tom	18	403	22.4	57	0
1950	Smith, V.T.	22	742	33.7	97t	3
1951	Davis, Glenn	9	179	19.9	33	0
1952	Quinlan, Skeet	17	440	25.9	56	0
1953	Lewis, Woodley	32	830	25.9	69	0
1954	Lewis, Woodley	34	836	24.6	88t	1
1955	Waller, Ron	17	461	27.1	39	0
1956	Wilson, Tom	15	477	31.8	103t	1
1957	Arnett, Jon	18	504	28.0	98t	1
1958	Arnett, Jon	16	331	20.7	32	0
1959	Matson, Ollie	16	367	22.9	48	0
1960	Arnett, Jon	17	416	24.5	43	0
1961	Bass, Dick	23	698	30.3	64	0
1962	Atkins, Pervis	28	676	24.1	41	0
1963	Shannon, Carver	28	823	29.4	99t	1
1964	Shannon, Carver	18	442	24.6	40	0
1965	Smith, Bob	17	451	26.9	56	0
1966	Williams, Clarence	15	420	28.0	81	0
1967	Ellison, Willie	13	340	26.2	58	0
1968	Smith, Ron	26	718	27.6	94t	1
1969	Smith, Ron	27	585	21.6	37	0
1970	Haymond, Alvin	35	1,022	29.2	98t	1
1971	Williams, Travis	25	743	29.7	105t	1
1972	Ellison, Willie	14	345	24.6	32	0
1973	Bryant, Cullen	13	369	28.4	93	1
1974	Bryant, Cullen	23	617	26.8	84	1
1975	McGee, Willie	17	404	23.8	46	0
1976	Bryant, Cullen	16	459	28.7	90	1
1977	Tyler, Wendell	24	523	21.8	27	0
1978	Latin, Jerry	22	467	21.2	41	0
1979	Hill, Drew	40	803	20.1	39	0
1980	Hill, Drew	43	880	20.5	98t	1
1981	Hill, Drew	60	1,170	19.5	50	0
1982	Redden, Barry	22	502	22.8	85	0
1983	Redden, Barry	18	358	18.8	43	0
1984	Redden, Barry	23	530	23.0	40	0
1985	Brown, Ron	28	918	32.8	98t	3

1986	Brown, Ron	36	794	22.1	55	0
1987	Brown, Ron	27	581	21.5	95t	1
1988	Brown, Ron	19	401	21.1	73	0
1989	Brown, Ron	47	968	20.6	74	0
1990	Green, Gaston	25	560	22.4	99t	1
1991	Turner, Vernon	24	457	19.0	36	0
1992	Turner, Vernon	29	569	19.6	35	0
1993	Boykin, Deral	13	216	16.6	35	0
1994	Lang, David	27	626	23.2	57	0
1995	Thomas, J.T.	32	752	23.5	46	0
1996	Thomas, J.T.	30	643	21.4	43	0
1997	Thompson, David	49	1,110	22.7	56	0

PUNT RETURNS

Year	Player	No.	FC	Yards	Avg.	LG	TD
1941	Hall, Parker	13		125	9.6	25	0
1942	Hall, Parker	12		148	12.3	32	0
1943	Suspended Play/W.W. II						
1944	Kabealo, Mike	7		64	9.1	16	0
1945	Gehrke, Fred	8		120	15.0	49	0
1946	Gehrke, Fred	8		59	7.3	20	0
1947	Harmon, Tom	27		392	14.5	88t	1
1948	Horvath, Les	13		203	15.6	27	0
1949	Smith, V.T.	27		427	15.8	85t	1
1950	Smith, V.T.	22		218	9.9	30	0
1951	Smith, V.T.	12		139	11.6	37	0
1952	Lewis, Woodley	19		351	18.5	83t	2
1953	Lewis, Woodley	35		267	7.6	78	1
1954	Lewis, Woodley	22		82	3.7	16	0
1955	Waller, Ron	14		60	4.3	21	0
1956	Sherman, Will	12		100	8.3	76	1
1957	Arnett, Jon	14		85	6.1	22	0
1958	Arnett, Jon	18		223	12.4	58	0
1959	Arnett, Jon	17		184	10.8	71t	1
1960	Bass, Dick	11		62	5.6	22	0
1961	Arnett, Jon	10		75	7.5	17	0
1962	Atkins, Pervis	11	5	94	8.5	45	0
1963	Shannon, Carver	15	11	132	8.8	29	0
1964	Shannon, Carver	15	6	81	5.4	22	0
1965	Stiger, Jim	13	2	106	8.2	22	0
1966	Stiger, Jim	33	7	259	7.8	49	0
1967	Cross, Irv	17	6	136	8.0	39	0
1968	Meador, Ed	17	15	136	8.0	40	0
1969	Haymond, Alvin	33	8	435	13.2	52	0
1970	Haymond, Alvin	53	15	376	7.1	30	0
1971	Haymond, Alvin	24	11	123	5.1	28	0
1972	Bertelsen, Jim	16	3	232	14.5	60	0
1973	Bertelsen, Jim	26	10	259	10.0	34	0
1974	Bertelsen, Jim	11	4	132	12.0	19	0
1975	Bertelsen, Jim	11	1	143	13.0	38	0
1976	Bryant, Cullen	29	2	321	11.1	25	0
1977	Bryant, Cullen	20	1	141	7.1	26	0
1978	Wallace, Jackie	52	5	618	11.9	58	0
1979	Brown, Eddie	56	19	332	5.9	30	0
1980	Irvin, LeRoy	42	7	296	7.0	26	0
1981	Irvin, LeRoy	46	6	615	13.4	84t	3
1982	Irvin, LeRoy	22	1	243	11.0	63t	1
1983	Ellard, Henry	16	4	217	13.6	72t	1
1984	Ellard, Henry	30	3	403	13.4	83t	2
1985	Ellard, Henry	37	9	501	13.5	80t	1
1986	Ellard, Henry	14	11	127	9.1	20	0
1987	Ellard, Henry	15	6	107	7.1	29	0
1988	Hicks, Clifford	25	0	144	5.8	13	0
1989	Henley, Darryl	29	19	273	9.4	25	0
1990	Henley, Darryl	19	4	195	10.3	26	0
1991	Turner, Vernon	23	4	201	8.7	29	0
1992	Turner, Vernon	28	6	207	7.4	23	0
1993	Buchanan, Richard	8	1	41	5.1	12	0
1994	Bailey, Johnny	19	4	153	8.1	24	0
1995	Kinchen, Todd	53	7	416	7.8	27	0
1996	Kennison, Eddie	29	16	643	14.6	78t	2
1997	Kennison, Eddie	34	20	247	7.3	43	0

INTERCEPTIONS

Year	Player	No.	Yards	Avg.	LG	TD
1941	Drake, Johnny (Zero)	2	66	33.0	54	0
1942	Jacobs, Jack	4	22	5.5	22	0
1943	Suspended Play/W.W. II					
1944	Colella, Tom	4	53	13.3	19	0
1945	Waterfield, Bob	6	92	15.3	29	0
1946	Waterfield, Bob	5	72	14.4	28	0
1947	Harmon, Tom	8	136	17.0	36	1
1948	Naumetz, Fred	4	75	18.8	68	0
1949	Sims, George	9	78	8.7	27	1
1950	Lewis, Woodley	12	275	22.9	36	0
1951	Hecker, Norb	3	74	24.7	36	0
1952	Lane, Dick	14	298	21.3	80t	2
1953	Hecker, Norb	7	91	13.0	24	0
1954	Sherman, Will	6	70	11.7	28	0
1955	Sherman, Will	11	101	9.2	36	0
1956	Sherman, Will	4	122	30.5	95t	1
1957	Richter, Les	4	60	15.0	25	0
1958	Burroughs, Don	7	72	10.3	46	0
1959	Meador, Ed	3	3	1.0	3	0
1960	Britt, Charley	5	117	23.4	73t	1
1961	Crow, Lindon	6	117	19.5	31	0
1962	Crow, Lindon	5	100	20.0	65t	1
1963	Meador, Ed	6	38	6.3	20	0
1964	Richardson, Jerry	5	146	29.2	41	0
1965	Martin, Aaron	2	60	30.0	37t	1
1966	Williams, Clarence	8	97	12.1	32t	1
1967	Meador, Ed	8	103	12.9	30t	2
1968	Williams, Clarence	7	51	7.3	36	0
1969	Meador, Ed	5	97	19.4	38t	2
1970	Williams, Clarence	5	108	21.6	65t	1
1971	Howard, Gene	6	99	16.5	35	0
1972	Nettles, Jim	6	168	28.0	43	0
1973	Stukes, Charlie	5	104	20.8	42	0
1974	Elmendorf, Dave	7	186	26.6	57	2
1975	Simpson, Bill	6	90	15.0	29	0
1976	Jackson, Monte	10	173	17.3	46	3
1977	Simpson, Bill	6	157	26.2	42	0
1978	Perry, Rod	8	117	14.6	44t	3
1979	Cromwell, Nolan	5	109	21.8	34	0
1980	Cromwell, Nolan	8	140	17.5	34	1
1981	Cromwell, Nolan	5	94	18.8	94t	1
1982	Perry, Rod	3	57	19.0	33	0
1983	Collins, Kirk	5	113	22.6	58	0
1984	Irvin, LeRoy	5	166	33.2	81t	2
1985	Green, Gary	6	84	14.0	41t	1
1986	Gray, Jerry	8	101	12.6	28	0
1987	Irvin, LeRoy	2	47	23.5	47t	1
1988	Johnson, Johnnie	4	18	4.5	11	0
1989	Gray, Jerry	6	48	8.0	27t	1
1990	Humphery, Bobby	4	52	13.0	44t	1
1991	Gray, Jerry	3	83	27.7	59t	1
1992	Henley, Darryl	4	41	10.3	25	0
1993	Bailey, Robert	2	41	20.5	41	0
1994	Pope, Marquez	3	66	22.0	51	0
1995	Wright, Toby	6	79	13.2	27	0
1996	Lyle, Keith	9	152	16.9	68	0
1997	McNeil, Ryan	9	127	14.1	75t	1

TACKLES (Unofficial)

Year	Player	Solo	Assists	Total
1962	McKeever, Marlin (LB)	58	31	89
1963	Pardee, Jack (LB)	46	25	71
1964	Jones, David (DE)	75	22	97
1965	Jones, David (DE)	68	27	95
1966	Jones, David (DE)	98	14	112
1967	Jones, David (DE)	100	39	139
1968	Jones, David (DE)	87	23	110
1969	Jones, David (DE)	59	55	114
1970	Pottios, Myton (LB)	62	26	88
1971	McKeever, Marlin (LB)	76	32	108
1972	Robinson, Isiah (LB)	59	23	82
1973	Reynolds, Jack (LB)	58	28	86
1974	Reynolds, Jack (LB)	72	29	101
1975	Reynolds, Jack (LB)	74	38	112

1976	Reynolds, Jack (LB)	89	31	120
1977	Elmendorf, Dave (S)	59	35	94
1978	Youngblood, Jim (LB)	80	43	120
1979	Reynolds, Jack (LB)	83	61	144
1980	Reynolds, Jack (LB)	81	38	119
1981	Ekern, Carl (LB)	85	46	131
1982	Andrews, George (LB)	47	20	67
1983	Ekern, Carl (LB)	94	36	130
1984	Collins, Jim (LB)	142	43	185
1985	Collins, Jim (LB)	103	37	140
1986	Newsome, Vince (S)	91	22	113
1987	Collins, Jim (LB)	78	12	90
1988	Ekern, Carl (LB)	64	29	93
1989	Newsome, Vince (S)	64	25	89
1990	Newsome, Vince (S)	74	18	92
1991	Kelm, Larry (LB)	88	17	105
1992	Greene, Kevin (LB)	75	12	87
1993	Phifer, Roman (LB)	96	21	117
1994	Conlan, Shane (LB)	82	24	106
1995	Phifer, Roman (LB)	106	43	149
1996	Phifer, Roman (LB)	123	47	170
1997	Jones, Robert (LB)	72	43	115

SACKS

Year	Player	No.	Year	Player	No.
1950	Jack Zilly (DE)	7.0	1976	Jack Youngblood (DE)	14.5
1951	Larry Brink (DE)	3.0		Larry Brooks (DT)	14.5
1952	Andy Robustelli (DE)	7.5	1977	Jack Youngblood (DE)	8.5
1953	Andy Robustelli (DE)	8.0	1978	Larry Brooks (DE)	8.0
1954	Andy Robustelli (DE)	4.0	1979	Jack Youngblood (DE)	18.0
1955	Andy Robustelli (DE)	6.0	1980	Jack Youngblood (DE)	11.5
1956	Paul Miller (DE)	6.0	1981	Jack Youngblood (DE)	11.5
1957	Dick Daugherty (LB)	8.0	1982	Mike Fanning (DT)	5.0
1958	Lou Michaels (DE)	6.0	1983	Jack Youngblood (DE)	10.5
1959	George Struger (DT)	5.0	1984	Jack Youngblood (DE)	9.5
1960	Gene Brito (DE)	7.0	1985	Mike Wilcher (LB)	12.5
1961	Lamar Lundy (DE)	11.0	1986	Gary Jeter (DE)	8.0
1962	Deacon Jones (DE)	12.0	1987	Gary Jeter (DE)	7.0
1963	Lamar Lundy (DE)	9.0	1988	Kevin Greene (LB)	16.5
1964	Deacon Jones (DE)	22.0	1989	Kevin Greene (LB)	16.5
1965	Deacon Jones (DE)	19.0	1990	Kevin Greene (LB)	13.0
1966	Deacon Jones (DE)	18.0	1991	Kevin Greene (LB)	3.0
1967	Deacon Jones (DE)	21.0		Gerald Robinson (DE)	3.0
1968	Deacon Jones (DE)	22.0	1992	Kevin Greene (LB)	10.0
1969	Deacon Jones (DE)	15.0	1993	Sean Gilbert (DT)	10.5
1970	Deacon Jones (DE)	12.0	1994	Robert Young (DE)	6.5
1971	Coy Bacon (DT)	11.0	1995	D'Marco Farr (DT)	11.0
1972	Coy Bacon (DT)	11.5	1996	Kevin Carter (DE)	9.5
1973	Jack Youngblood (DE)	16.5	1997	Leslie O'Neal (DE)	10.0
1974	Jack Youngblood (DE)	15.0			
1975	Jack Youngblood (DE)	15.0			

SACK COUNT

Quarterback sacks became an official NFL statistic in 1982. Pro Football researcher John (Utah) Turney of Las Cruces, New Mexico, compiled unofficial Rams sacks from 1950-81 reviewing play-by-plays and official scoresheets.



INDIVIDUAL RECORDS

Number of Games Played in Season

1937-42: 11 games	1947-59: 12 games	1978-86: 16 games
1944-45: 10 games	1960-77: 14 games	1987: 15 games
1946: 11 games	1982: 9 games	1988-97: 16 games

*NFL Record †Ties NFL Record

SERVICE

Most Seasons

- 20 Jackie Slater, 1976-1995
- 15 Charlie Cowan, 1961-1975
- Joe Scibelli, 1961-1975
- Merlin Olsen, 1962-1976
- 14 Jack Youngblood, 1971-1984
- Doug Smith, 1978-1991

Most Games Played

- 259 Jackie Slater, 1976-1995
- 208 Merlin Olsen, 1962-1976
- 206 Charlie Cowan, 1961-1975
- 202 Jack Youngblood, 1971-1984
- Joe Scibelli, 1961-1975

Most Consecutive Games Played

- 201 Jack Youngblood, 1971-1984
- 198 Merlin Olsen, 1962-1976
- 184 Tom Mack, 1966-1978
- 176 Rich Saul, 1970-1981
- 159 Ed Meador, 1959-1970

SCORING

Most Seasons Leading Team

- 4 Bob Waterfield, 1946-52
- 6 Bruce Gossett, 1964-69
- Mike Lansford, 1982-90
- 5 David Ray, 1969-74

Most Consecutive Seasons Leading Team

- 6 Bruce Gossett, 1964-69
- Mike Lansford, 1982-90
- 6 Bob Waterfield, 1945-50
- David Ray, 1969-74

POINTS

Career

- 789 Mike Lansford, 1982-1990 (315-pat, 158-fg)
- 573 Bob Waterfield, 1945-1952 (13-td, 315-pat, 60-fg)
- 571 Bruce Gossett, 1964-1969 (120-pat, 211-fg)

Season

- 130 David Ray, 1973 (30 fg, 40 pat)
- 121 David Ray, 1970 (29 fg, 34 pat)
- 120 Mike Lansford, 1989 (23 fg, 51 pat)
- Eric Dickerson, 1983 (20 td)

Season, Rookie

- 120 Eric Dickerson, 1983 (20 td)
- 118 Frank Corral, 1978 (31-pat, 29-fg)
- 86 Rafael Septien, 1977 (32-pat, 18-fg)

Game

- 24 Bob Shaw, vs. Washington, 12/11/49 (4 TDs)
- Elroy Hirsch, vs. N.Y. Yanks, 9/18/51 (4 TDs)
- Harold Jackson, vs. Dallas, 10/14/73 (4 TDs)

Game, Opponent

- 26 Gordy Soltau, @ San Francisco, 10/28/51 (3 TDs, 1 FG, 5 PAT)
- 24 Lenny Moore, @ Baltimore, 10/16/60 (4TDs)
- Ron Moore, @ Phoenix, 12/4/93 (4TDs)

TOUCHDOWNS

Career

- 58 Eric Dickerson, 1983-1987 (56-r, 2-p)

- 55 Elroy Hirsch, 1949-57 (53-p, 2-r)
- 52 Henry Ellard, 1983-1992 (48-p, 4-ret)
- 45 Jim Benton, 1938-1940, 1942, 1944-1947 (42-p, 3-r)
- Jack Snow, 1965-1975 (45-p)

Season

- 20 Eric Dickerson, 1983 (18-r, 2-p)
- 18 Greg Bell, 1988 (16-r, 2-p)
- 17 Elroy Hirsch, 1951 (17-p)
- Wendell Tyler, 1981 (12-r, 5-p)

Game

- 4 Bob Shaw, vs. Washington, 12/11/49 (4-r)
- Elroy Hirsch, vs. N.Y. Yanks, 9/18/51 (4-p)
- Harold Jackson, vs. Dallas, 10/14/73 (4-p)

Game, Opponent

- 4 Lenny Moore, @ Baltimore, 10/16/60 (4-r)
- Ron Moore, @ Phoenix, 12/4/93 (4-r)

Most Consecutive Games Scoring Touchdown

- 11 Elroy Hirsch, 1950-51

POINTS AFTER TOUCHDOWNS

Most Attempted, Career

- 336 Bob Waterfield, 1945-1952
- 325 Mike Lansford, 1982-1990
- 215 Bruce Gossett, 1964-1969

Most Attempted, Season

- 58 Bob Waterfield, 1950
- 52 Frank Corral, 1980
- 51 Mike Lansford, 1989

Most Attempted, Game

- 9 Bob Waterfield vs. Balt., 10/22/50

Most Made, Career

- 315 Bob Waterfield, 1945-1952
- Mike Lansford, 1982-1990
- 211 Bruce Gossett, 1964-1969

Most Made, Season

- 54 Bob Waterfield, 1950
- 51 Mike Lansford, 1989
- Frank Corral, 1980

Most Made, Game

- 19 Bob Waterfield, vs. Baltimore., 10/22/50
- 8 Paige Cothren, vs. San Francisco, 11/9/58
- 7 Bob Waterfield, @ N.Y. Giants, 11/14/48
- Bruce Gossett, vs. N.Y. Giants, 11/13/66

Game, Opponent

- 8 Tom Feamster, @ Baltimore, 11/25/56
- 7 Ray Werching, @ San Francisco, 12/27/87

Most Consecutive Made

- 165 Bruce Gossett, 1965-69
- 102 David Ray, 1970-72
- 87 Frank Corral, 1980-81

Highest Percentage Made, Career (100 attempts)

- 98.2 Danny Villanueva, 1960-63 (111-113)
- 98.1 Bruce Gossett, 1964-69 (211-215)
- 97.4 Tony Zendejas, 1991-94 (114-117)

Most Made, No Misses, Season

- 51 Mike Lansford, 1989
- 48 Bruce Gossett, 1967
- 38 Tony Zendejas, 1992

TWO POINT CONVERSIONS

Most Two Point Conversions, Career

- 2 Jerome Bettis, 1993-95
- 1 Isaac Bruce, 1994-96
- Johnny Bailey, 1994-95
- Tony Banks, 1996
- Harold Green, 1996

Most Two Point Conversions, Season

2 Jerome Bettis, 1994

Most Two Point Conversions, Game1 Six times, Last by Harold Green,
@ Baltimore, 10/27/96 (run)**Most Two Point Conversions, Opponent, Season**

2 Terance Mathis, Atlanta, 1994

Most Two Point Conversions, Opponent, Game1 12 times, Last by Anthony Johnson
@ Carolina, 12/20/97 (run)**FIELD GOALS****Most Attempted, Career**217 Mike Lansford, 1982-90
207 David Gossett, 1964-69
175 David Ray, 1969-74**Most Attempted, Season**49 Bruce Gossett, 1966
47 David Ray, 1973
45 David Ray, 1970**Most Attempted, Game**

5 Bob Waterfield, vs. Detroit, 12/9/51

Most Attempted, Opponent/Game

7 Rich Karlis, @ Minnesota, 11/5/89

Most Made, Career158 Mike Lansford, 1982-1990
120 Bruce Gossett, 1964-1969
110 David Ray, 1969-1974**Most Made, Season**30 David Ray, 1973
29 David Ray, 1970
Frank Corral, 1978**Most Made, Season, Rookie**29 Frank Corral, 1978
18 Rafael Septien, 1977**Most Made, Game**5 Bob Waterfield, vs. Detroit, 12/9/51
4 22 times, Last by Jeff Wilkins, vs. San Francisco
9/7/97**Most Made, Opponent, Game**

7 Rich Karlis, @ Minnesota, 11/5/89

Most Consecutive Field Goals Made17 Tony Zendejas, 1991
13 Mike Lansford, 1984
12 Tony Zendejas, 1994**Most Consecutive Games Made**20 David Ray, 1970-71
19 Bruce Gossett, 1967-68
17 David Ray, 1972-74**Longest Field Goal**54 Tony Zendejas, vs. Pittsburgh, 9/12/93
53 Tony Zendejas, vs. New Orleans, 10/3/93
52 Tony Zendejas, @ N.Y. Giants, 9/19/93
Tony Zendejas, @ Atlanta, 10/14/93
Mike Lansford, vs. Atlanta, 9/29/85
Mike Lansford, vs. Los Angeles Raiders, 12/23/85
Jeff Wilkins, vs. San Francisco, 9/7/97**Longest Field Goal, Opponent**54 Steve Mike-Mayer, vs. San Francisco, 11/9/75
53 Eddie Murray, @ Detroit, 12/6/87
Chris Jacke, @ Green Bay, 9/9/90**Most Made, 50 or More Yards, Career**8 Tony Zendejas, 1991-94
4 Mike Lansford, 1982-90**Most Made, 50 or More Yards, Season**6 Tony Zendejas, 1993
4 Mike Lansford, 1985**Most Made, 50 or More Yards, Game**

2 Tony Zendejas, vs. Pitt., 9/12/93

Highest Field Goal Percentage, Career (50 attempts)

79.5 Tony Zendejas, 1991-94 (66-83)

73.1 Tom Dempsey, 1975-76 (38-52)

72.8 Mike Lansford, 1982-90 (158-217)

Highest Field Goal Percentage, Season,100.0 Tony Zendejas, 1991 (17-17)
84.0 Chip Lohmiller, 1996 (21-25)
81.0 Mike Lansford, 1987 (17-21)
80.8 Tom Dempsey, 1975 (21-26)**SAFETIES****Most, Career**3 Kevin Greene, 1985-1992
2 Fred Dryer, 1972-1981
Jack Youngblood, 1971-84
Kevin Carter, 1995-97**Most, Season**

†2 Fred Dryer, 1973

Most, Game*2 Fred Dryer, vs. Green Bay, 10/21/73
1 By many, Last by Kevin Carter, vs. Green Bay, 11/24/96**RUSHING****Most Seasons Leading Team**5 Lawrence McCutcheon, 1973-77
4 Dick Bass, 1962-66
Eric Dickerson, 1983-86**Most Consecutive Seasons Leading Team**5 Lawrence McCutcheon, 1973-77
4 Eric Dickerson, 1983-86**ATTEMPTS****Career**1,525 Eric Dickerson, 1983-1987
1,435 Lawrence McCutcheon, 1973-1979
1,218 Dick Bass, 1960-1969**Season**404 Eric Dickerson, 1986
390 Eric Dickerson, 1983
379 Eric Dickerson, 1984**Season, Rookie**390 Eric Dickerson, 1983
294 Jerome Bettis, 1993
193 Lawrence Phillips, 1996**Game**39 Jerome Bettis, vs. Chicago, 1/2/94
38 Eric Dickerson, @ St. Louis, 9/7/86
36 Charles White, @ Philadelphia, 9/15/85**Game, Opponent**41 Rodney Hampton, @ N.Y. Giants, 9/19/93
Gerald Riggs, @ Atlanta, 11/17/85
Lynn Cain, Atlanta, 10/7/84
Gerald Riggs, Atlanta, 10/12/86**YARDS GAINED****Career**7,245 Eric Dickerson, 1983-1987
6,186 Lawrence McCutcheon, 1973-1979
5,417 Dick Bass, 1960-1969**Season***2,105 Eric Dickerson, 1984
1,821 Eric Dickerson, 1986
1,808 Eric Dickerson, 1983**Season, Rookie**1,808 Eric Dickerson, 1983
1,429 Jerome Bettis, 1993
716 Ron Waller, 1955**Game**247 Willie Ellison, vs. New Orleans, 12/5/71
223 Tom Wilson, vs. Green Bay, 12/16/56
221 Greg Bell, vs. Green Bay, 9/24/89**Game, Rookie**

223 Tom Wilson, vs. Green Bay, 12/16/56

- 212 Jerome Bettis, @ New Orleans, 12/12/93
 199 Eric Dickerson, vs. Detroit, 10/2/83

Game, Opponent

- 237 Jim Brown, @ Cleveland, 11/24/57
 196 Steve Van Buren, Philadelphia, 12/18/49
 190 Roger Craig, San Francisco, 10/16/87

Longest Run (All TDs)

- 92 Kenny Washington, @ Chicago Cards., 11/2/47
 85 Eric Dickerson, @ N.Y. Jets, 9/25/83
 84 Tom Harmon, @ Chicago Bears, 10/13/46

Longest Run, Opponents

- 65 Ernie Wheelwright, @ Atlanta, 9/11/66
 Napoleon Kaufman, @ Oakland, 9/28/97
 56 Dave Hampton, @ Atlanta, 10/1/72

Most Seasons, 1,000 or More Yards

- 4 Eric Dickerson, 1983-86
 4 Lawrence McCutcheon, 1973-74, 1976-77
 2 Dick Bass, 1962, 1966
 Wendell Tyler, 1979, 1981
 Greg Bell, 1988-89
 Jerome Bettis, 1993-94

Most Consecutive Seasons, 1,000 or More Yards

- 4 Eric Dickerson, 1983-86
 2 Lawrence McCutcheon, 1973-74, 1976-77
 Greg Bell, 1988-89
 Jerome Bettis, 1993-94

Most Games, 100 or More Yards, Career

- 38 Eric Dickerson, 1983-87
 22 Lawrence McCutcheon, 1972-79
 11 Jerome Bettis, 1993-94

Most Games, 100 or More Yards, Season

- 11 Eric Dickerson, 1984
 9 Eric Dickerson, 1983
 7 Jerome Bettis, 1993

Most Consecutive Games, 100 or More Yards

- 6 Eric Dickerson, 1984
 5 Eric Dickerson, 1986
 4 Eric Dickerson, 1983, 1984
 Jerome Bettis, 1994

AVERAGE GAIN

Career (500 att.)

- 5.18 Dan Towler, 1950-1955 (674-3,493)
 4.83 Paul (Tank) Younger, 1949-57 (682-3,296)
 4.75 Eric Dickerson, 1983-87 (1,525-7,245)

Season (Qualifiers)

- 7.40 Kenny Washington, 1947 (60-444)
 7.26 Skeet Quinlan, 1953 (97-705)
 6.77 Dan Towler, 1951 (126-854)

Game (10 att.)

- 14.6 Dan Towler, @ Baltimore, 11/22/53 (14-205)
 13.2 Kenny Washington, @ Chicago Cards.,
 11/2/47 (11-145)
 13.1 Dan Towler, @ Green Bay, 10/21/51 (11-144)

TOUCHDOWNS

Career

- 56 Eric Dickerson, 1983-87
 44 Dan Towler, 1950-55
 34 Dick Bass, 1960-69

Season

- 18 Eric Dickerson, 1983
 16 Greg Bell, 1988
 15 Greg Bell, 1989

Season, Rookie

- 18 Eric Dickerson, 1983
 7 Jerome Bettis, 1993
 6 Dan Towler, 1952

Game

- 3 Many times, last by Lawrence Phillips vs.
 New Orleans, 8/31/97

Game, Opponent

- 4 Lenny Moore, @ Baltimore, 10/16/60
 Ron Moore, @ Phoenix, 12/4/93

PASSING

Most Seasons Leading Team

- 9 Roman Gabriel, 1963-72
 8 Jim Everett, 1986-92

Most Consecutive Seasons Leading Team

- 9 Roman Gabriel, 1963-72
 8 Jim Everett, 1986-92

RATING

Highest, Career (1,000 att.)

- 78.1 Jim Everett, 1986-93
 75.8 Vince Ferragamo, 1977-80, 1982-84
 74.7 Norm Van Brocklin, 1949-57

Highest, Season (Qualifiers)

- 90.6 Jim Everett, 1989
 89.8 James Harris, 1976
 89.7 Vince Ferragamo, 1980

Season, Rookie (Qualifiers)

- 81.8 Dieter Brock, 1985
 71.0 Tony Banks, 1996

ATTEMPTS

Career

- 3,313 Roman Gabriel, 1962-1972
 3,277 Jim Everett, 1986-1993
 1,897 Norm Van Brocklin, 1949-1957

Season

- 554 Jim Everett, 1990
 518 Jim Everett, 1989
 517 Jim Everett, 1988

Season, Rookie

- 368 Tony Banks, 1996
 365 Dieter Brock, 1985
 223 Bill Munson, 1964
 208 Parker Hall, 1939

Game

- 55 Mark Rypien, vs. Buffalo, 12/10/95
 53 Jim Hardy, vs. Chicago Cards, 10/31/48
 51 Jim Everett, @ New Orleans, 11/26/89
 Dieter Brock, vs. San Francisco, 10/27/85

Game, Opponent

- 58 Kent Graham, @ Arizona, 9/29/96
 52 Tony Eason, vs. New England, 11/16/86
 Neil Lomax, @ St. Louis, 11/4/84
 Mark Brunell vs. Jacksonville, 10/20/96
 51 Lamar McHan, @ Chicago Cards, 11/30/58
 Vinnie Testaverde, @ Baltimore, 10/27/96

COMPLETIONS

Career

- 1,847 Jim Everett, 1986-1993
 1,705 Roman Gabriel, 1962-1972
 1,011 Norm Van Brocklin, 1949-1957

Season

- 308 Jim Everett, 1988
 307 Jim Everett, 1990
 304 Jim Everett, 1989

Season, Rookie

- 218 Dieter Brock, 1985
 192 Tony Banks, 1996
 108 Bill Munson, 1964
 106 Parker Hall, 1939

Game

- 35 Dieter Brock, vs. San Francisco, 10/27/85
 34 Mark Rypien, vs. Washington, 12/17/95
 31 Jim Everett, vs. New Orleans, 12/9/90

Game, Opponent

- 37 Richard Todd, @ N.Y. Jets, 9/25/83
- Kent Graham, @ Arizona, 9/29/96
- Mark Brunell, vs. Jacksonville, 10/20/96
- 36 Tony Eason, vs. New England, 11/16/86
- 34 Neil Lomax, @ St. Louis, 11/4/84

Consecutive Passes Completed

- 18 Jim Everett, vs. N.Y. Giants, 11/12/89
- 16 Jim Everett, vs. Kansas City, 11/10/91
- 14 Jim Everett, vs. Indianapolis, 9/27/89
- Jim Everett, @ Atlanta, 12/27/92

COMPLETION PERCENTAGE**Career (500 att.)**

- 56.7% Vince Ferragamo, 1977-1980, 1982-1984 (1,288 - 730)
- 56.4% Jim Everett, 1986-1993 (3,277-1,847)
- 55.4% James Harris, 1973-1976 (652-361)

Season (Qualifiers)

- 59.7% Dieter Brock, 1985 (365-218)
- 59.6% Jim Everett, 1988 (517-308)
- 59.4% Vince Ferragamo, 1980 (404-240)

Season, Rookie (Qualifiers)

- 59.7 Dieter Brock, 1985 (365-218)
- 52.2 Tony Banks, 1996 (192-368)

Game (20 att.)

- 85.7% Jim Everett, vs. N.Y. Giants, 10/18/92 (21-18)
- 83.3% Jim Everett, @ San Francisco, 10/4/92 (24-20)
- 81.8% Roman Gabriel, vs. Baltimore, 12/17/67 (22-18)

YARDS GAINED**Career**

- 23,758 Jim Everett, 1986-1993
- 22,223 Roman Gabriel, 1962-1972
- 16,114 Norm Van Brocklin, 1949-1957

Season

- 4,310 Jim Everett, 1989
- 3,989 Jim Everett, 1990
- 3,964 Jim Everett, 1988

Season, Rookie

- 2,658 Dieter Brock, 1985
- 2,544 Tony Banks, 1996
- 1,609 Bob Waterfield, 1945
- 1,533 Bill Munson, 1964

Game

- *554 Norm Van Brocklin, vs. N.Y. Yanks, 9/28/51
- 509 Vince Ferragamo, vs. Chicago, 12/26/82
- 454 Jim Everett, @ New Orleans, 11/26/89

Game, Opponent

- 483 Boomer Esiason, vs. Cincinnati, 10/7/90
- 462 Steve Young, vs. San Francisco, 11/28/93
- 446 Richard Todd, @ N.Y. Jets, 9/25/83

Most Seasons, 3,000 or More Passing Yards

- 5 Jim Everett, 1988-92
- 2 Vince Ferragamo, 1980, 1983

Most Games, 300 or More Passing Yards, Career

- 20 Jim Everett, 1986-93
- 5 Norm Van Brocklin, 1949-57
- 3 Vince Ferragamo, 1977-80, 1982-84
- Roman Gabriel, 1962-72
- Billy Wade, 1954-60
- Chris Miller, 1994-95
- Mark Rypien, 1995, 1997
- Tony Banks, 1996-

Most Games, 300 or More Passing Yards, Season

- 5 Jim Everett, 1988, 1990
- 4 Jim Everett, 1989, 1991

Most Consecutive Games, 300 or More Passing Yards

- 3 Jim Everett, 1989, 1991
- Mark Rypien, 1995

Longest Pass Completion (All TDs)

- 96 Frank Ryan, (to Matson), vs. Pittsburgh, 10/1/61
- 95 Bill Munson, (to Pope), vs. Green Bay, 12/3/64

- 93 Bill Wade, (to Phillips), @ Green Bay

Roman Gabriel, (to Tucker), vs. San Francisco, 11/16/58

Opponent/Longest Pass Completion (All TDs)

- 98 Jim Hart, (to Rashad), @ St. Louis 12/10/72
- 95 Joe Montana, (to Taylor), vs. San Francisco, 12/11/89
- 91 Bart Starr, (to Dowler), vs. Green Bay, 12/17/60

AVERAGE GAIN**Career (500 att.)**

- 8.49 Norm Van Brocklin, 1959-57 (1,897-16,114)
- 8.01 James Harris, 1972-76 (652-5,220)
- 7.39 Vince Ferragamo, 1977-80, 1982-84 (1,288-9,376)

Season (Qualifiers)

- 10.14 Norm Van Brocklin, 1954 (260-2,637)
- 9.61 Bob Waterfield, 1945 (172-1,653)
- 9.24 James Harris, 1976 (158-1,460)

Game (20 att.)

- 15.40 Norm Van Brocklin, @ Chicago Bears, 11/16/52
- 15.19 Roman Gabriel, vs. San Francisco, 11/9/69
- 15.03 James Harris, @ Miami, 10/3/76

TOUCHDOWNS**Career**

- 154 Roman Gabriel, 1962-1972
- 142 Jim Everett, 1986-1992
- 118 Norm Van Brocklin, 1949-1957

Season

- 31 Jim Everett, 1988
- 30 Vince Ferragamo, 1980
- 29 Jim Everett, 1989

Season, Rookie

- 16 Dieter Brock, 1985
- 15 Tony Banks, 1996
- 14 Bob Waterfield, 1945
- 9 Bill Munson, 1964

Game

- 5 Jim Everett, @ N.Y. Giants, 9/25/88
- Vince Ferragamo, vs. San Francisco, 10/23/83
- Vince Ferragamo, vs. New Orleans, 11/2/80
- Roman Gabriel, vs. Cleveland, 12/12/65
- Norm Van Brocklin, @ N.Y. Yanks, 9/28/51
- Norm Van Brocklin, vs. Detroit, 10/29/50
- Bob Waterfield, vs. N.Y. Bulldogs, 11/27/49

Game, Opponent

- 5 Dan Marino, vs. Miami, 12/14/86

Most Games, Four or More Touchdowns Passes, Career

- 5 Jim Everett, 1986-93
- Vince Ferragamo, 1977-80, 1982-84

Most Games, Four or More Touchdowns Passes, Season

- 4 Vince Ferragamo, 1980
- 2 Jim Everett, 1990

HAD INTERCEPTED**Career**

- 128 Bob Waterfield, 1945-52
- 127 Norm Van Brocklin, 1949-57
- 123 Jim Everett, 1986-93

Season

- 24 Bob Waterfield, 1949
- 23 Vince Ferragamo, 1983
- 22 Bill Wade, 1958

Game

- 7 Bob Waterfield, @ Green Bay, 10/17/58
- 6 Four times, last by Bill Wade, vs. Detroit, 10/26/58

Most Consecutive Passes Attempted, None Intercepted

- 206 Roman Gabriel, 1968-1969
- 146 Chris Miller, 1994-95
- 119 Jeff Kemp, 1984

LOWEST PERCENTAGE PASSES INTERCEPTED

Career (500 att.)

3.38	Roman Gabriel, 1962-72 (3,313-112)
3.75	Jim Everett, 1986-93 (3,277-123)
4.14	James Harris, 1972-76 (652-27)

Season (Qualifiers)

1.75	Roman Gabriel, 1969 (399-7)
2.46	Jeff Kemp, 1984 (284-7)
2.66	Tony Banks, 1997 (487-13)

Season, Rookie (Qualifiers)

3.56	Dieter Brock, 1985 (365-13)
4.07	Tony Banks, 1996 (368-15)
6.25	Parker Hall, 1939
6.73	Bill Munson, 1964 (223-15)

TIMES SACKED

Career

279	Roman Gabriel, 1962-72
186	Jim Everett, 1986-93
115	Pat Haden, 1976-81

Season

51	Dieter Brock, 1985
48	Roman Gabriel, 1966
	Tony Banks, 1996
44	Roman Gabriel, 1963

Game

10	James Harris, vs. San Francisco, 10/11/76
----	---

Game, Opponent

9	Dave Wilson, vs. New Orleans, 11/3/85
---	---------------------------------------

PASS RECEIVING

RECEPTIONS

Most Seasons Leading Team

9	Henry Ellard, 1984-93
5	Tom Fears, 1948-55
4	Jim Phillips, 1960-63
	Harold Jackson, 1973-77

Most Consecutive Seasons Leading Team

8	Henry Ellard, 1984-91
4	Jim Phillips, 1960-63
3	Tom Fears, 1948-50
	Harold Jackson, 1975-77

Career

593	Henry Ellard, 1983-1993
400	Tom Fears, 1948-1956
343	Elroy Hirsch, 1949-1957

Season

119	Isaac Bruce, 1995
86	Henry Ellard, 1988
84	Tom Fears, 1950
	Isaac Bruce, 1996

Season, Rookie

54	Eddie Kennison, 1996
51	Tom Fears, 1948
51	Eric Dickerson, 1983
46	Larry Smith, 1969

Season, Running Back

61	Amp Lee, 1997
60	Tom Moore, 1966
58	Johnny Bailey, 1994

Game

*18	Tom Fears, vs. Green Bay, 12/3/50
15	Willie Anderson, @ New Orleans, 11/26/89
	Isaac Bruce, vs. Miami, 12/24/95

Game, Opponent

16	Jerry Rice, @ San Francisco, 11/20/94
	Keenan McCardell, vs. Jacksonville, 10/20/96
13	Larry Centers, @ Arizona, 9/29/96
12	Andre Rison, @ Atlanta, 9/11/94

Most Consecutive Games, Pass Reception

81	Henry Ellard, 1986-1992
68	Jim Phillips, 1958-1963
51	Tom Fears, 1947-1951

Most Seasons 50 or More Pass Receptions

7	Henry Ellard, 1985, 1987-1991, 1993
3	Tom Fears, 1948-50
	Isaac Bruce, 1995-
2	Elroy Hirsch, 1951, 1953

YARDS

Most Seasons Leading Team

9	Henry Ellard, 1984-93
5	Tom Fears, 1948-55
4	Jim Phillips, 1960-63
	Harold Jackson, 1973-77

Most Consecutive Seasons Leading Team

8	Henry Ellard, 1984-91
4	Jim Phillips, 1960-63
3	Tom Fears, 1948-50
	Harold Jackson, 1975-77

Career

9,761	Henry Ellard, 1983-1993
6,289	Elroy Hirsch, 1949-1957
6,012	Jack Snow, 1965-1975
5,397	Tom Fears, 1948-1956

Season

1,781	Isaac Bruce, 1995
1,495	Elroy Hirsch, 1951
1,414	Henry Ellard, 1988

Season, Rookie

924	Eddie Kennison, 1996
786	Bucky Pope, 1964
698	Tom Fears, 1948
650	Leon Clarke, 1956

Season, Running Back

825	Amp Lee, 1997
516	Johnny Bailey, 1994
433	Tom Moore, 1966

Game

*336	Willie Anderson, @ New Orleans, 11/26/89
303	Jim Benton, @ Detroit, 11/22/45
238	Harold Jackson, vs. Dallas, 10/14/73

Game, Rookie

226	Eddie Kennison, @ Atlanta, 12/15/96
208	Jim Phillips, @ Green Bay, 11/16/58

Game, Opponent

286	John Taylor, vs. San Francisco, 12/11/89
257	Billy Wilson, vs. San Francisco, 10/3/54
241	Jerry Rice, @ San Francisco, 12/9/85

Longest Pass Reception (All TDs)

96	Ollie Matson, (from Ryan), vs. Pittsburgh, 10/1/61
95	Bucky Pope, (from Munson), vs. Green Bay, 12/13/64
93	Jim Phillips, (from Wade), @ Green Bay, 11/16/58
	Wendell Tucker, (from Gabriel), vs. San Francisco, 11/9/69

Most Seasons, 1,000 or More Yards Pass Receiving

3	Henry Ellard, 1988-90
2	Tom Fears, 1949-50
2	Isaac Bruce, 1995-96
1	Elroy Hirsch, 1951

Most Games, 100 or More Yards Pass Receiving, Career

26	Henry Ellard, 1983-93
21	Elroy Hirsch, 1949-57
16	Isaac Bruce, 1994-

Most Games, 100 or More Yards Pass Receiving, Season

9	Isaac Bruce, 1995
8	Elroy Hirsch, 1951
7	Bob Boyd, 1954

Most Consecutive Games, 100 or More Yards, Pass Receiving

6	Isaac Bruce, 1995
---	-------------------

- 5 Elroy Hirsch, 1951
- Bob Boyd, 1954

Most Consecutive Games, 150 or More Yards, Pass Receiving

- 3 Isaac Bruce, 1995

AVERAGE GAIN

Career (150 receptions)

- 20.5 Bob Boyd, 1950-57 (176-3,611)
- 20.3 Willie Anderson, 1988-94 (259-5,246)
- 18.3 Elroy Hirsch, 1949-57 (343-6,289)

Game (3 receptions)

- 50.3 Jack Snow, @ Baltimore, 10/15/67 (3-151)
- 49.7 Bob Boyd, @ Green Bay, 10/17/54 (3-149)
- 46.3 Harold Jackson, vs. Minnesota, 11/24/74 (3-139)

TOUCHDOWNS

Career

- 53 Elroy Hirsch, 1949-57
- 48 Henry Ellard, 1983-93
- 45 Jack Snow, 1965-75

Season

- 17 Elroy Hirsch, 1951
- 13 Harold Jackson, 1973
- Isaac Bruce, 1995
- 10 Henry Ellard, 1988
- Bucky Pope, 1964

Season, Rookie

- 10 Bucky Pope, 1964
- 8 Eddie Kennison, 1996
- 6 Leon Clarke, 1956
- 5 Jim Benton, 1938

Game

- 4 Bob Shaw, vs. Washington, 12/11/49
- Elroy Hirsch, @ N.Y. Yanks, 9/28/51
- Harold Jackson, vs. Dallas, 10/14/73

Most Consecutive Games, Touchdown

- 11 Elroy Hirsch, 1950-1951
- 5 Jack Snow, 1967-1968
- Harold Jackson, 1973

PUNTING

Career

- 432 Dale Hatcher, 1985-89, 1991
- 356 Norm Van Brocklin, 1949-1957
- 315 Bob Waterfield, 1945-1952

Season

- 97 Dale Hatcher, 1986
- 93 Ken Clark, 1979
- 89 Frank Corral, 1981

Season, Rookie

- 93 Ken Clark, 1979
- 87 Dale Hatcher, 1985
- 77 Rusty Jackson, 1976

Game

- 12 Parker Hall, vs. Green Bay, 11/26/39
- Rusty Jackson, @ San Francisco, 11/21/76
- 11 Danny Villanueva, vs. Dallas, 9/30/62
- Danny Villanueva, @ Pittsburgh, 9/13/64

Game, Opponent

- 11 Tom Girard, vs. Green Bay, 12/3/50
- Tom Wittum, @ San Francisco, 11/21/76

Longest Punt

- 88 Bob Waterfield, @ Green Bay, 10/17/48
- 86 Bob Waterfield, @ Green Bay, 10/5/47
- 72 Norm Van Brocklin, vs. Chicago Bears, 11/4/56

Longest Punt, Opponent

- 75 Sam Baker, vs. Dallas, 9/30/62
- 73 Danny White, @ Dallas, 10/14/79

AVERAGE GROSS YARDS

Career (250 punts)

- 44.4 Sean Landeta, 1993-96 (281-12,489)
- 44.3 Danny Villanueva, 1961-64 (296-13,009)
- 43.1 Norm Van Brocklin, 1949-57 (343-14,783)
- 42.4 Bob Waterfield, 1945-52 (242-10,340)

Season (Qualifiers)

- 45.5 Danny Villanueva, 1962 (87-3960)
- 45.4 Danny Villanueva, 1963 (81-3,618)
- 44.8 Sean Landeta, 1994 (78-3,494)

Season, Rookie (Qualifiers)

- 43.2 Dale Hatcher, 1985 (87-3,735)
- 40.1 Ken Clark, 1979 (93-3,731)

Game (4 punts)

- 52.5 Parker Hall, vs. Green Bay, 11/26/39 (6-315)
- Danny Villanueva, vs. San Francisco, 11/18/62 (6-315)
- Sean Landeta, @ Kansas City, 9/25/94 (4-210)
- 51.6 Jon Kilgore, vs. San Francisco, 10/8/67 (5-258)

Game, Opponent (4 Punts)

- 54.2 Tommy Davis, vs. San Francisco, 10/18/64

HAD BLOCKED

Career

- 4 Bob Waterfield, 1945-52

Season

- 2 Bob Waterfield, 1950
- Jon Kilgore, 1967
- Glen Walker, 1978
- Ken Clark, 1979

Most Consecutive Punts, None Blocked

- 299 Norm Van Brocklin, 1951-57
- 298 Pat Studstill, 1968-71
- 295 Dale Hatcher, 1985-89, 1991

PUNT RETURNS

Most Seasons Leading Team

- 5 Henry Ellard, 1983-93
- 4 Jon Arnett, 1957-63
- Jim Bertelsen, 1972-76

Most Consecutive Seasons Leading Team

- 5 Henry Ellard, 1983-87
- 4 Jim Bertelsen, 1972-76

RETURNS

Career

- 146 LeRoy Irvin, 1980-89
- 135 Henry Ellard, 1983-93
- 110 Alvin Haymond, 1969-71

Season

- 56 Eddie Brown, 1979
- 53 Alvin Haymond, 1970
- Todd Kinchen, 1995
- 52 Jackie Wallace, 1978

Season, Rookie

- 42 LeRoy Irvin, 1980
- 29 Darryl Henley, 1989
- Eddie Kennison, 1996
- 27 V.T. Smith, 1949

Game

- 7 6 Times, Last by Todd Kinchen, @ N.Y. Jets, 12/3/95

Game, Opponent

- 8 Kevin Miller vs. Minnesota, 12/2/79
- 6 Four times, Last time by Bill Schroeder @ Green Bay, 11/9/97

YARDS GAINED

Career

- 1,527 Henry Ellard, 1983-93
- 1,451 LeRoy Irvin, 1980-89

934	Alvin Haymond, 1969-71
Season	
618	Jackie Wallace, 1978
615	LeRoy Irvin, 1981
501	Henry Ellard, 1985
Season, Rookie	
427	V.T. Smith, 1949
423	Eddie Kennison, 1996
296	Henry Ellard, 1983
273	Darryl Hanley, 1989
Game	
*207	LeRoy Irvin, @ Atlanta, 11/14/81
127	LeRoy Irvin, @ San Francisco, 10/9/81
120	Woodley Lewis, @ Detroit, 10/18/53
Game, Opponent	
128	Tyrone Hughes, vs. New Orleans, 10/3/93
126	Jack Christiansen, @ Detroit, 10/14/51
	Dana McLemore, @ San Francisco, 11/16/80
Longest Punt Return (All TDs)	
*103	Robert Bailey, @ New Orleans, 10/23/94
90	Dick Bass, vs. Green Bay, 12/17/61
88	Tom Harmon, vs. Detroit, 11/23/47
Longest Punt Return, Opponent (All TDs)	
94	Darrien Gordon, @ Denver, 9/14/97
93	Dana McLemore, @ San Francisco, 1/2/82
76	Ed Sharockman, @ Minnesota, 10/16/66

AVERAGE YARDAGE

Career (75 ret.)	
11.3	Henry Ellard, 1983-93 (135-1,527)
10.9	V.T. Smith, 1949-53 (75-814)
9.9	LeRoy Irvin, 1980-89 (146-1,451)
Season (Qualifiers)	
18.5	Woodley Lewis, 1952 (19-351)
15.8	V.T. Smith, 1949 (27-427)
15.6	Les Horvath, 1948 (13-203)
Season, Rookie (Qualifiers)	
15.8	V.T. Smith, 1949 (27-427)
14.6	Eddie Kennison, 1996 (29-423)
14.5	Jim Bertelsen, 1972 (16-232)
13.6	Henry Ellard, 1983 (16-317)
Game, Opponent (3 returns)	
31.5	Dana McLemore @ San Francisco, 1/2/82 (4 Ret.-126 yds)

TOUCHDOWNS

Career	
4	LeRoy Irvin, 1980-89
4	Henry Ellard, 1983-91
3	Woodley Lewis, 1950-55
Season	
3	LeRoy Irvin, 1981
2	Woodley Lewis, 1952
	Henry Ellard, 1984
	Todd Kinchen, 1992
	Eddie Kennison, 1996
Season, Rookie	
2	Todd Kinchen, 1992
	Eddie Kennison, 1996
1	V.T. Smith, 1949
	Henry Ellard, 1983
Game	
12	Leroy Irvin, @ Atlanta, 10/11/81
2	Todd Kinchen, vs. Atlanta, 12/27/92
Game, Rookie	
2	Todd Kinchen, vs. Atlanta, 12/27/92

KICKOFF RETURNS

Most Seasons Leading Team	
5	Ron Brown, 1984-89, 1991

Most Consecutive Seasons Leading Team	
5	Ron Brown, 1985-89

RETURNS

Career	
171	Drew Hill, 1979-84
169	Ron Brown, 1984-89, 1991
109	Woodley Lewis, 1950-55
Season	
*60	Drew Hill, 1981
49	David Thompson, 1997
47	Ron Brown, 1989
Season, Rookie	
49	David Thompson, 1997
40	Drew Hill, 1979
24	Wendell Tyler, 1977
Game	
7	David Thompson, vs. Kansas City, 10/26/97
Game, Opponent	
6	Al Carmichael, vs. Green Bay, 12/16/56
	Low Carpenter, @ Green Bay, 11/20/60

YARDS GAINED

Career	
3,918	Ron Brown, 1984-89, 1991
3,438	Drew Hill, 1979-1984
2,603	Woodley Lewis, 1950-1955
Season	
1,170	Drew Hill, 1981
1,110	David Thompson, 1997
1,022	Alvin Haymond, 1970
Season, Rookie	
1,110	David Thompson, 1997
803	Drew Hill, 1979
752	J.T. Thomas, 1995
Game	
294	Woodley Lewis, vs. Detroit, 10/18/53
202	Carver Shannon, vs. Chicago, 10/13/63
184	Ron Brown, vs. Green Bay, 11/24/85
Game, Opponent	
207	Joe Scott, vs. N.Y. Giants, 11/14/48
Longest Kickoff Return (All TDs)	
105	Jon Arnett, vs. Detroit, 10/29/61
	Travis Williams, vs. New Orleans, 12/5/71
103	Tom Wilson, @ Baltimore, 11/25/56
Longest Kickoff Return, Opponent (All TDs)	
105	Abe Woodson, vs. San Francisco, 11/8/53
104	Travis Williams, vs. Green Bay, 12/9/67
103	Russ Craft, vs. Philadelphia, 10/7/50

AVERAGE YARDAGE

Career (50 returns)	
27.1	Tom Wilson, 1956-61 (51-1,313)
26.7	Cullen Bryant, 1973-81, 1987 (66-1,760)
	Alvin Haymond, 1969-71 (60-1,604)
Season (Qualifiers)	
33.7	V.T. Smith, 1950 (22-742)
32.8	Ron Brown, 1985 (28-918)
31.8	Tom Wilson, 1956 (15-477)
Season, Rookie (Qualifiers)	
31.8	Tom Wilson, 1956 (15-477)
28.0	Jon Arnett, 1957 (18-504)
Game, Opponent (2 returns)	
52.7	Abe Woodson, vs. S.F., 11/8/53

TOUCHDOWNS

Career	
4	Ron Brown, 1984-89, 1991
3	V.T. Smith, 1949-1953
	Cullen Bryant, 1973-1982, 1987

Season

- 3 V.T. Smith, 1950
Ron Brown, 1985

Game

- 2 Ron Brown, vs. Green Bay, 11/24/85

Game, Opponent

- 2 Tyrone Hughes, @ New Orleans, 10/23/94

FIELD GOAL RETURNS**Longest Field Goal Return**

- 99 Jerry Williams, vs. Green Bay, 12/16/51 (TD)

Longest Field Goal Return, Opponent

- 83 Kevin Ross, vs. Atlanta, 10/12/95 (TD)

COMBINED KICK RETURNS**MOST RETURNS****Career**

- 215 Woodley Lewis, 1950-55
179 Jon Arnett, 1957-63
173 Drew Hill, 1979-82, 1984

Season

- 88 Alvin Haymond, 1970
Todd Kinchen, 1995
67 Woodley Lewis, 1953

YARDS GAINED**Game, Opponent**

- 207 William Andrews, vs. Atlanta, 11/21/82

TOUCHDOWNS**Career**

- 4 LeRoy Irvin, 1980-89
Henry Ellard, 1983-91
Ron Brown, 1984-89, 1991

COMBINED NET YARDAGE

Includes rushing, receiving, and interception returns, kickoff returns, punt returns and fumble returns.

ATTEMPTS**Career**

- 1,648 Eric Dickerson, 1983-87
1,620 Lawrence McCutcheon, 1972-79
1,510 Dick Bass, 1960-69

Season

- 442 Eric Dickerson, 1983
432 Eric Dickerson, 1986
404 Eric Dickerson, 1984

Season, Rookie

- 442 Eric Dickerson, 1983
320 Jerome Bettis, 1993
212 Larry Smith, 1969

Game

- 44 Jerome Bettis, vs. Chicago, 1/2/94 (ru-39,ré-5)

YARDS**Career**

- 11,699 Henry Ellard, 1983-1993
9,213 Dick Bass, 1960-1969
8,157 Eric Dickerson, 1983-1987

Season

- 2,259 Eric Dickerson, 1984
2,212 Eric Dickerson, 1983
2,026 Eric Dickerson, 1986

Season, Rookie

- 2,212 Eric Dickerson, 1983
1,801 Eddie Kennison, 1996
1,673 Jerome Bettis, 1993
1,465 Ron Waller, 1955

Game

- 336 Willie Anderson, @ New Orleans, 11/26/89
303 Jim Benton, vs. Detroit, 11/22/45

INTERCEPTIONS BY**Career**

- 46 Ed Meador, 1959-1970
37 Nolan Cromwell, 1977-1987
34 LeRoy Irvin, 1980-1989

Season

- *14 Dick (Night Train) Lane, 1952
12 Woodley Lewis, 1950
11 Will Sherman, 1955

Season, Rookie

- *14 Dick (Night Train) Lane, 1952
12 Woodley Lewis, 1950

Game

- 3 16 times, Last by Keith Lyle, @ Atlanta, 12/15/96

Consecutive Games Intercepted By

- 6 Will Sherman, 1954-55
5 Dick (Night Train) Lane, 1952
4 Nolan Cromwell, 1980
Kirk Collins, 1983

YARDS GAINED**Career**

- 671 Nolan Cromwell, 1977-1987
654 LeRoy Irvin, 1980-1989
547 Ed Meador, 1959-1970

Season

- 298 Dick (Night Train) Lane, 1952
275 Woodley Lewis, 1950
201 Herb Rich, 1952

Season, Rookie

- 298 Dick (Night Train) Lane, 1952
275 Woodley Lewis, 1950
97 Bobby Smith, vs. San Francisco, 10/18/64

Game

- 107 Aaron Martin, vs. San Francisco, 10/18/64
106 Anthony Parker, vs. Jacksonville, 10/20/96
99 Johnnie Johnson, vs. Green Bay, 9/21/80
97 Bobby Smith, vs. San Francisco, 10/18/64

Longest Returns (All TDs)

- 99 Johnnie Johnson, vs. Green Bay, 9/21/80
97 Herb Rich, vs. Dallas Texans, 11/2/52
Bobby Smith, vs. San Francisco, 10/18/64

Longest Return, Opponent (All TDs)

- 97 Reggie Rutland, @ Minnesota, 12/15/91
92 Jack Christiansen, vs. Detroit, 11/1/53

TOUCHDOWNS**Career**

- 5 Ed Meador, 1959-70
LeRoy Irvin, 1980-89
Johnnie Johnson, 1980-1989
4 Nolan Cromwell, 1977-87
Rod Perry, 1975-82

Season

- 3 Monte Jackson, 1976
Rod Perry, 1978

FUMBLES**OPPONENTS' FUMBLES RECOVERED****Career**

- 19 Johnnie Johnson, 1980-89
17 Nolan Cromwell, 1977-87
13 Andy Robustelli, 1951-55

Season

- 5 Bill Simpson, 1975
- Johnnie Johnson, 1981

Longest Fumble Return (All TDs)

- 98 Toby Wright, @ New Orleans, 10/23/94
- 74 Todd Lyght, vs. Arizona, 9/4/94
- 73 Toby Wright, vs. Chicago, 10/24/95

**OPPONENTS' FUMBLES
RETURNED FOR TOUCHDOWNS**

Career

- 2 John Dwyer, 1952
- Toby Wright, 1994-96

SACKS

TOTAL SACKS

Career (unofficial)

- 155.5 David (Deacon) Jones, 1961-71
- 150.5 Jack Youngblood, 1971-84
- 92 Merlin Olsen, 1962-76

Season

- 22 David (Deacon) Jones, 1964
- David (Deacon) Jones, 1968
- 16.5 Kevin Greene, 1988
- Kevin Greene, 1989

Season, Rookie

- #8 David (Deacon) Jones, 1961
- 6 Kevin Carter, 1995
- 5 Sean Gilbert, 1992

Game

- 5 Gary Jeter, @ Los Angeles Raiders, 9/18/88
- 4 Sean Gilbert, vs. Pittsburgh, 9/12/93

Game, Opponent

- 4 Edmund Nelson, vs. Pittsburgh, 9/16/84

TACKLES

COMBINED TACKLES

Career

- 915 Merlin Olsen, 1962-1976
- 897 Jack Reynolds, 1970-1980
- 896 David (Deacon) Jones, 1961-1971
- 889 Carl Ekern, 1976-1988

Season

- 185 Jim Collins, 1984
- 170 Roman Phifer, 1996
- 149 Roman Phifer, 1995
- 144 Jack Reynolds, 1979
- 140 Jim Collins, 1985
- 139 David (Deacon) Jones, 1967

BLOCKED KICKS

BLOCKED PUNTS

Career

- 8 Jack Youngblood, 1971-1984
- 6 David (Deacon) Jones, 1961-1971
- Ivory Scully, 1979-1984
- Nolan Cromwell, 1977-1987

Season

- 3 Ed Meador, 1962
- Irv Cross, 1966
- Tony Guillroy, 1967
- Nolan Cromwell, 1987



Toby Wright owns the Rams' record for longest fumble return (98 yards), and is tied with John Dwyer for the team record for most fumbles returned for touchdowns in a career (2).

TEAM RECORDS



Number of Games Played in Season

1937-42: 11 games	1947-59: 12 games	1978-86: 16 games
1944-45: 10 games	1960-77: 14 games	1987: 15 games
1946: 11 games	1982: 9 games	1988-97: 16 games
*NFL Record	†Ties NFL Record	**Playoff Record

NOTE: The 1982 and 1987 regular seasons were reduced from 16 games to nine and 15 games, respectively, because of a players' strike.

GAMES WON

Most Consecutive Games Won

(Including postseason)

- 11 1969
- 8 1952, 1967
- 7 1978, 1985

Most Games Won, Season (Regular Season)

- 12 1973, 1975, 1978
- 11 1967, 1969, 1980, 1985, 1989
- 10 1968, 1974, 1976, 1977, 1984, 1986, 1988

Most Consecutive Games Won, Season

(Including postseason)

- 11 1969
- 8 1952, 1967
- 7 1978, 1985

Most Consecutive Home Games Won

- 12 1976-77, 1973-74

Most Consecutive Road Games Won

- 7 1975-76

GAMES LOST

Most Consecutive Games Lost

- 12 1937-38, 1959-60
- 11 1991-92

Most Consecutive Home Games Lost

- 11 1961-63

Most Consecutive Away Games Lost

- 10 1961-62

SCORING

Most Points, Season

- 466 1950
- 426 1989

Most Points, Opponent, Season

- 418 1995
- 412 1990

Fewest Points, Season

- 75 1937
- 116 1941

Fewest Points, Opponent, Season

- 135 1975
- 136 1945

Most Points, Game

- 70 vs. Baltimore, 10/22/50
- 65 vs. Detroit, 10/29/50

Most Points, Opponent, Game

- 56 @ Philadelphia, 10/8/50
- @ Baltimore, 11/25/56

Most Points, Both Teams, Game

- 86 vs. Minnesota 45, Rams 41, 11/17/72

Fewest Points, Both Teams, Game

- 6 @ New Orleans 6, Rams 0, 11/9/86

Most Points Overcome to Win Game

- 24 @ Tampa Bay, 12/6/92
- (trailed 3-27, won 31-27)

Most Points, Opponent, Overcome to Win Game

- 17 @ Atlanta, 10/18/87
- (trailed 0-17, won 24-20)

Most Points Overcome to Tie Game

- 28 vs. Philadelphia, 10/3/48
- (trailed 0-28, tied 28-28)

Most Points, First Half

- 38 vs. Green Bay, 9/24/89
- 34 vs. Dallas, 20/24/73

Most Points, Opponent, First Half

- 26 @ Tampa Bay, 12/6/92

Most Points, Opponent, Second Half

- 35 vs. Minnesota, 11/17/72

Most Points, Both Teams, Second Half

- 56 vs. Minnesota, 11/17/72 (Min. 35-Rams 21)

Most Points, Second Quarter

- 37 vs. Green Bay, 9/21/80

Most Points, Opponent, Second Quarter

- 28 @ San Francisco, 10/28/51

Most Points, Third Quarter

- †41 vs. Detroit, 10/29/50

Most Points, Both Teams, Third Quarter

- 48 vs. Detroit, 10/29/50 (Rams 41-Det 7)

Most Points, Opponent, Fourth Quarter

- 28 vs. San Francisco, 10/23/83

Most Points, Both Teams, Fourth Quarter

- 35 vs. Minnesota, 11/17/72 (Min. 21-Rams 14)

TOUCHDOWNS

Most Touchdowns, Season

- 64 1950
- 54 1980

Fewest Touchdowns, Season

- 10 1937
- 16 1941

Most Touchdowns, Game

- †10 vs. Baltimore, 10/22/50

Most Touchdowns, Opponents, Game

- 8 @ Philadelphia, 10/8/50
- @ Baltimore, 11/25/56

- 7 @ San Francisco, 12/27/87

Most Touchdowns, Both Teams, Game

- 14 vs. Baltimore, 10/22/50 (Rams 10-Balt. 4)

POINT AFTER TOUCHDOWNS

Most Points After Touchdowns, Season

- 59 1950
- 52 1980

Most Points After Touchdowns, Game

- *10 vs. Baltimore, 10/22/50
- 8 vs. San Francisco, 11/9/58

Most Points After Touchdowns, Opponent, Game

- 8 @ Philadelphia, 10/8/50
- @ Baltimore, 11/25/56

- 7 @ San Francisco, 12/27/87

TWO POINT CONVERSIONS

Most Two Point Conversions, Season

- 2 1994, 1995, 1996

Most Two Point Conversions, Opponents, Season

- 7 1997

Most Two Point Conversions, Game

- 1 Six times, Last @ Baltimore, 10/27/96

Most Two Point Conversions, Opponent, Game

1 Five times, @ Baltimore, 10/27/96

Most Two Point Conversion Attempts, Season

6 1995

5 1994

Most Two Point Conversion Attempts, Opponent, Season

8 1997

4 1994

FIELD GOALS**Most Field Goals Attempted, Season**

149 1966

47 1973

Most Field Goals Attempted, Opponent, Game

7 @ San Francisco, 12/27/87

vs. Minnesota, 11/5/89

6 vs. Dallas, 9/21/75

Most Field Goals Made, Game

5 1951, vs. Detroit, 12/9/51

4 20 times, Last vs. Cincinnati, 9/1/96

Most Field Goals Made, Opponent, Game

7 vs. Minnesota, 11/5/89

5 vs. Dallas, 12/21/87

SAFETIES**Most Safeties, Game**

*3 vs. N.Y. Giants, 9/30/84

FIRST DOWNS**Most First Downs, Season**

333 1988

321 1989

Fewest First Downs, Season

88 1937

103 1942

Fewest First Downs, Opponent, Season

135 1946

173 1973

Most First Downs, Game

*38 vs. N.Y. Giants, 11/13/66

34 vs. N.Y. Yanks, 11/18/51

Most First Downs, Opponent, Game

36 vs. Jacksonville, 10/20/96

30 vs. Phoenix, 10/2/88

Most First Downs, Both Teams, Game

58 vs. Chicago Bears, 10/24/54 (Rams 30, Chi 28)

Fewest First Downs, Game

2 vs. Washington, 11/21/37

4 @ Detroit, 10/9/66

Fewest First Downs, Opponent, Game

1 @ Seattle, 11/4/79

2 vs. Atlanta, 9/23/73

Most First Downs, Rushing, Season

177 1973

148 1983

Fewest First Downs, Rushing, Season

61 1982

75 1969

Fewest First Downs, Rushing, Opponent, Season

63 1966

64 1966, 1970

Most First Downs, Rushing, Game

21 @ New Orleans, 11/25/73

19 vs. Atlanta, 12/4/76

Fewest First Downs, Rushing, Game

0 @ San Francisco, 12/6/64

vs. N.Y. Jets, 11/15/70

@ Detroit, 11/17/91

i 10 times, Last vs. Seattle, 10/19/97

Fewest First Downs, Rushing, Opponent, Game

0 3 Times, Last @ Seattle, 11/4/79

1 8 Times, Last vs. N.Y. Giants, 9/21/97

Most First Downs, Passing, Season

203 1988

199 1995

Fewest First Downs, Passing, Season

82 1947

91 1946

Fewest First Downs, Passing, Opponent, Season

53 1946

84 1951

Most First Downs, Passing, Game

21 @ Denver, 11/27/88

vs. Chicago, 12/26/82

vs. Pittsburgh, 12/14/52

@ N.Y. Yanks, 9/28/51

Most First Downs, Opponent, Passing, Game

24 vs. Jacksonville, 10/20/96

17 vs. New Orleans, 12/12/93

vs. Seattle, 10/19/97

Fewest First Downs, Passing, Game

0 @ San Francisco, 10/10/71

1 Three times, Last vs. Detroit, 10/19/86

Fewest First Downs, Passing, Opponent, Game

0 @ Pittsburgh, 11/13/49

vs. Atlanta, 9/23/73

1 Three times, Last @ Seattle, 11/4/79

Most First Downs, Penalty, Season

31 1990

29 1981

Fewest First Downs, Penalty, Season

5 1953

10 1962

NET YARDS GAINED RUSHING / PASSING**Most Yards Gained, Season**

6,042 1989

6,006 1980

Most Yards Gained, Opponent, Season

5,567 1989

5,529 1996

5,524 1992

Fewest Yards Gained, Season

1,794 1937

2,253 1938

Fewest Yards Gained, Opponent, Season

2,951 1973

3,118 1968

Most Yards Gained, Game

*735 @ N.Y. Yanks, 9/18/51

636 @ N.Y. Yanks, 11/19/50

Most Yards Gained, Opponent, Game

582 vs. Cincinnati, 10/7/90

574 @ Baltimore, 11/25/56

Most Yards Gained, Both Teams, Game

1,113 @ N.Y. Yanks, 11/19/50

(Rams 636, Yanks 497)

Fewest Yards Gained, Game

58 @ Chicago Bears, 11/29/42

88 @ Chicago, 11/10/63

Fewest Yards Gained, Opponent, Game

*.7 @ Seattle, 11/4/79

63 vs. Green Bay, 10/21/73

Most Consecutive Games, 300 or More Yards

29 1949-51

RUSHING

ATTEMPTS

Most Rushing Attempts, Season

659 1973

Most Rushing Attempts, Game

65 @ Minnesota, 9/19/76

63 @ Seattle, 11/4/79

YARDS

Most Yards Gained Rushing, Season

2,925 1973

2,864 1984

Most Yards Gained Rushing, Opponent, Season

Fewest Yards Gained Rushing, Season

798 1938

875 1942

Fewest Yards Gained Rushing, Opponent, Season

1,119 1967

1,202 1982

Most Yards Gained Rushing, Game

371 @ N.Y. Yanks, 9/18/51

340 @ New Orleans, 11/25/73

Most Yards Gained Rushing, Opponent, Game

307 vs. New Orleans, 11/18/81

276 vs. New Orleans, 12/16/79

Most Yards Gained Rushing, Both Teams, Game

595 vs. N.Y. Yanks, 11/18/50

(Rams 371, Yanks 224)

Fewest Yards Gained Rushing, Game

15 @ San Francisco, 12/6/64

22 vs. Detroit, 11/4/62

Fewest Yards Gained Rushing, Opponent, Game

1 vs. Chicago Bears, 10/26/52

6 vs. N.Y. Giants, 11/12/89

Fewest Yards Gained Rushing, Both Teams, Game

62 @ San Francisco, 12/6/64

(Rams 15, 49ers 47)

TOUCHDOWNS

Most Touchdowns Rushing, Season

33 1950

29 1953

Most Touchdowns, Rushing, Game

7 vs. Atlanta, 12/4/76

6 @ Green Bay, 10/2/49

vs. N.Y. Yanks, 11/18/51

Most Touchdowns, Rushing, Opponent, Game

7 vs. San Francisco, 12/27/87

6 vs. Cleveland, 11/24/57

Most Touchdowns Rushing, Both Teams, Game

8 vs. N.Y. Yanks, 11/18/51

(Rams 6, Yanks 2)

PASSING

ATTEMPTS

Most Passes Attempted, Season

632 1995

561 1990

Fewest Passes Attempted, Season

168 1937

181 1975

Most Passes Attempted, Game

61 vs. Buffalo, 12/10/95

55 @ Philadelphia, 10/8/50

Most Passes Attempted, Opponent, Game

64 vs. Philadelphia, 11/6/49

68 @ Arizona, 9/29/96

54 vs. New England, 12/24/89

Most Passes Attempted, Both Teams, Game

91 @ Baltimore, 10/27/96

(Rams 40, Ravens 51)

86 vs. Buffalo, 12/10/95,

(Bills 25, Rams 61)

83 vs. Chicago Cardinals, 10/31/48

(Cards 32, Rams 54)

Fewest Passes Attempted, Game

4 vs. Detroit, 9/10/37

8 @ San Francisco, 11/21/76

Fewest Passes Attempted, Opponent, Game

0 @ Pittsburgh, 11/13/49

COMPLETIONS

Most Passes Completed, Season

366 1995

312 1988

Most Passes Completed, Game

35 vs. San Francisco, 10/27/85

34 vs. Buffalo, 12/10/95

Most Passes Completed, Opponent, Game

37 @ N.Y. Jets, 9/25/83

vs. Jacksonville, 10/20/96

@ Arizona, 9/29/96

36 vs. New England, 11/16/86

Most Passes Completed, Both Teams, Game

57 @ Baltimore, 10/27/96

(Ravens 31, Rams 26)

53 vs. Arizona, 10/2/88

(Cards 28, Rams 25)

53 vs. Buffalo, 12/10/95

(Rams 34, Bills 19)

Fewest Passes Completed, Opponent, Game

0 vs. Pittsburgh, 11/13/49

2 @ Seattle, 11/4/79

YARDS

Most Yards Gained, Passing, Season

4,133 1989

3,818 1990

3,805 1995

Most Yards Gained, Passing, Opponent, Season

4,024 1989

3,762 1990

Fewest Yards Gained, Passing, Season

839 1937

1,261 1944

Fewest Yards Gained, Passing, Opponent, Season

1,681 1973

1,813 1968

Most Yards Gained, Passing, Game

*554 vs. N.Y. Yanks, 12/28/51

509 vs. Chicago, 12/26/82

Most Yards Gained, Passing, Opponent, Game

483 vs. Cincinnati, 10/7/90

439 vs. San Francisco, 12/11/89

Fewest Yards Gained, Passing, Game

-18 @ San Francisco, 10/10/71

-5 @ Dallas Texans, 11/9/52

Fewest Yards Gained, Passing, Opponent, Game

-30 @ Seattle, 11/4/79

-1 @ Green Bay, 10/13/74

COMPLETION PERCENTAGE

Highest Completion Percentage, Season

59.8 1988

58.9 1989

Highest Completion Percentage, Opponent, Game (10 att.)

81.0 vs. San Francisco, 11/18/62

HAD INTERCEPTED

Fewest Passes Had Intercepted, Season

7 1969
11 1971, 1973, 1977

Most Passes Had Intercepted, Season

35 1941
32 1981

Most Passes Had Intercepted, Game

7 4 times, Last vs. Detroit, 10/26/58

TOUCHDOWNS

Most Touchdowns, Passing, Season

31 1950, 1980, 1988
29 1989

Most Touchdowns, Passing, Game

6 vs. N.Y. Bulldogs, 11/27/49
6 vs. Washington, 12/11/49
6 @ Detroit, 10/15/50

Most Touchdowns, Passing, Opponent, Game

5 vs. Miami, 12/14/86

SACKS

TOTAL SACKS

Most Sacks, Season

56 1980, 1985, 1988
53 1970

Fewest Sacks, Season

15 1982
16 1972

Most Sacks, Opponent, Game

11 @ Baltimore, 11/22/64
10 @ Atlanta, 11/2/69

Most Sacks, Both Teams, Game

16 @ Baltimore, 11/22/64
(Rams 11, Colts 5)

INTERCEPTIONS

TOTAL INTERCEPTIONS

Most Interceptions, Season

38 1952

Most Interceptions, Game

7 @ Chicago Bears, 10/8/49
7 vs. San Francisco, 10/18/64

Most Interceptions, Opponent, Game

7 @ Baltimore, Colts, 12/4/54

YARDS GAINED

Most Yards, Season

712 1952
546 1980

Fewest Yards, Season

5 1959

Most Yards, Game

314 vs. San Francisco, 10/18/64
225 vs. Green Bay, 9/21/80

Most Yards, Opponent, Game

182 vs. Dallas Texans, 11/2/52
171 @ San Francisco, 11/26/95

Most Yards, Both Teams, Game

308 vs. Dallas Texans, 11/2/52
(Rams 126, Texans 182)

TOUCHDOWNS

Most Touchdowns By Interceptions, Both Teams, Game

3 vs. Detroit, 11/1/53
(Rams 2, Lions 1)

PUNTING

TOTAL PUNTS

Most Punts, Season

98 1986
95 1979, 1997

Most Punts, Game

12 Four times, Last @ San Francisco, 11/21/76

Most Punts, Opponent, Game

11 @ San Francisco, 11/21/76
vs. Green Bay, 12/3/50

AVERAGE YARDAGE

Highest Average Distance, Punting, Season

45.5 1962
44.8 1994, 1996

Highest Average Distance, Punting, Game (4 punts)

52.5 Three times, Last @ Kansas City, 9/25/94

Highest Average Distance, Punting, Opponent, Game (4 punts)

54.2 vs. San Francisco, 10/18/64

PUNT RETURNS

TOTAL RETURNS

Most Punt Returns, Season

67 1978
62 1970

Most Punt Returns, Opponents, Season

60 1963, 1997
59 1979

Fewest Punt Returns, Season

14 1961
19 1993

Fewest Punt Returns, Opponent, Season

22 1972
24 1952, 1973

Most Punt Returns, Game

8 Four times, @ San Francisco, 10/25/81

Most Punt Returns, Opponent, Game

8 vs. Minnesota, 12/2/79

YARDS GAINED

Most Yards, Punt Returns, Season

711 1978
676 1981

Most Yards, Punt Returns, Opponent, Season

689 1963
637 1994

Fewest Yards, Punt Returns, Season

102 1993
129 1960

Fewest Yards, Punt Returns, Opponent, Season

55 1972
116 1977

Most Yards, Punt Returns, Game

219 @ Atlanta, 10/11/81
166 @ San Francisco, 10/25/81

Most Yards, Punt Returns, Opponents, Game

128 vs. New Orleans, 10/3/93

Most Yards, Punt Returns, Both Teams, Game

282 @ Atlanta, 10/11/81
(Rams 219, Falcons 630)

TOUCHDOWNS

Most Touchdowns, Punt Returns, Season

3 1981
2 1947, 1949, 1952, 1984, 1992, 1996

Most Touchdowns, Punt Returns, Opponent, Season

3 1951, 1994

Most Touchdowns, Punt Returns, Game12 @ Atlanta, 10/11/81
vs. Atlanta, 12/27/92**KICKOFF RETURNS****Most Kickoff Returns, Season**73 1995
71 1994**Most Kickoff Returns, Opponent, Season**84 1989
81 1988**Fewest Kickoff Returns, Season**33 1977
34 1947, 1975**Fewest Kickoff Returns, Opponent, Season**35 1955
36 1982**Most Kickoff Returns, Game**

8 Four times, Last vs. San Diego, 10/21/79

Most Kickoff Returns, Opponent, Game6 vs. Green Bay, 12/16/56
@ Washington, 11/30/97**YARDS GAINED****Most Yards, Kickoff Returns, Season**1,651 1963
1,618 1995**Most Yards, Kickoff Returns, Opponent, Season**1,633 1989
1,605 1994**Fewest Yards, Kickoff Returns, Season**690 1949
705 1977**Fewest Yards, Kickoff Returns, Opponent, Season**671 1991
703 1955**Most Yards, Kickoff Returns, Game**254 vs. Chicago, 10/13/63
239 vs. St. Louis, 11/14/76**Most Yards, Kickoff Returns, Opponent, Game**362 vs. Detroit, 10/29/50
304 @ New Orleans, 10/23/94**Most Yards, Kickoff Returns, Both Teams, Game**560 vs. Detroit, 10/29/50
(Rams 198, Lions 362)**TOUCHDOWNS****Most Touchdowns, Kickoff Returns, Season**

3 1950, 1985

Most Touchdowns, Kickoff Returns, Opponent, Season

2 1950, 1964, 1967, 1981, 1994

Most Touchdowns, Kickoff Returns, Game

2 vs. Green Bay, 11/24/85

Most Touchdowns, Kickoff Returns, Game

2 @ New Orleans, 10/23/94

FUMBLES**TOTAL FUMBLES****Most Fumbles, Season**42 1996
40 1964, 1965
39 1978, 1986**Fewest Fumbles, Season**17 1960
20 1993, 1942**Most Fumbles, Game**8 vs. Detroit, 10/31/65
7 Eight times, Last vs. New Orleans, 12/16/79**Most Fumbles, Opponent, Game**7 vs. Atlanta, 9/28/69
7 vs. New Orleans, 11/8/81**FUMBLES LOST****Most Fumbles Lost, Opponent, Season**24 1947, 1948
22 1984**Most Fumbles Lost, Opponent, Game**5 @ Green Bay, 9/25/66
@ New Orleans, 10/24/76
vs. Phoenix, 9/1/91**PENALTIES****TOTAL PENALTIES****Most Penalties, Season**142 1997
133 1978, 1996

118 1980

Fewest Penalties, Season29 1941
45 1942**Fewest Penalties, Opponent, Game**0 @ San Francisco, 11/21/76
1 @ Atlanta, 10/14/93**YARDS PENALIZED****Most Yards Penalized, Season**1,169 1978
1,065 1997
1,015 1996**Fewest Yards Penalized, Season**195 1938
220 1939**Most Yards Penalized, Opponent, Game**

173 vs. Minnesota, 9/22/67

Fewest Yards Penalized, Opponent, Game

0 @ San Francisco, 11/21/76

POSTSEASON TRADITION

There are only three teams in NFL history that have made more playoff appearances than the St. Louis Rams. The Rams have made 22 postseason appearances since winning the NFL Championship, 15-14, over the Washington Redskins in 1945. Dallas and the New York Giants have qualified for the playoffs 24 times since the postseason began in 1937, followed by Cleveland with 23.



RAMS BIG DAYS

Bold denotes rookie

RUSHING

247	Willie Ellison vs. New Orleans,	Dec. 5, 1971	(26 carries)
223	Tom Wilson vs. Green Bay,	Dec. 16, 1956	(23 carries)
221	Greg Bell vs. Green Bay,	Sept. 24, 1989	(28 carries)
215	Eric Dickerson vs. Houston,	Dec. 9, 1984	(27 carries)
213	Charles White @ St. Louis,	Nov. 15, 1987	(34 carries)
212	Jerome Bettis @ New Orleans,	Dec. 12, 1993	(28 carries)
210	Greg Bell @ New England,	Dec. 25, 1989	(26 carries)
208	Eric Dickerson @ St. Louis,	Nov. 4, 1984	(21 carries)
207	Eric Dickerson vs. Tampa Bay,	Oct. 5, 1986	(30 carries)
205	Dan Towler @ Baltimore,	Nov. 22, 1953	(14 carries)
199	Ollie Matson @ Chicago Bears,	Oct. 11, 1959	(31 carries)
199	Eric Dickerson vs. Detroit,	Oct. 2, 1983	(30 carries)
193	Eric Dickerson @ St. Louis,	Sept. 7, 1986	(38 carries)
192	Eric Dickerson @ N.Y. Jets,	Sept. 25, 1983	(28 carries)
191	Eric Dickerson @ Tampa Bay,	Nov. 25, 1984	(28 carries)
175	Eric Dickerson @ New Orleans,	Oct. 14, 1984	(20 carries)
170	Eric Dickerson vs. Atlanta,	Oct. 26, 1986	(30 carries)
169	Dick Bass @ Chicago,	Dec. 9, 1962	(20 carries)
166	Ron Waller vs. Philadelphia,	Sept. 30, 1956	(20 carries)
166	Charles White vs. Pittsburgh,	Oct. 11, 1987	(33 carries)
159	Charles White vs. Atlanta,	Dec. 13, 1987	(29 carries)
155	Charles White @ Atlanta,	Oct. 18, 1987	(31 carries)
155	Dan Towler vs. N.Y. Yanks,	Nov. 18, 1951	(13 carries)
154	Dan Towler vs. Chicago Bears,	Oct. 25, 1953	(24 carries)
152	Lawrence McCutcheon @ New Orleans,	Nov. 25, 1973	(20 carries)
152	Lawrence McCutcheon @ Chicago,	Dec. 2, 1973	(24 carries)
152	Lawrence McCutcheon vs. Atlanta,	Dec. 11, 1977	(17 carries)
150	Eric Dickerson @ Seattle,	Sept. 23, 1985	(31 carries)
150	Eric Dickerson vs. Green Bay,	Nov. 24, 1985	(31 carries)
149	Jon Arnett @ Green Bay,	Nov. 17, 1957	(24 carries)
149	Eric Dickerson vs. Chicago,	Nov. 11, 1984	(24 carries)
149	Eric Dickerson vs. New Orleans,	Dec. 2, 1984	(33 carries)
149	Eric Dickerson @ Houston,	Sept. 13, 1987	(27 carries)
147	Jewell Thomas vs. Dallas,	Dec. 15, 1980	(16 carries)
146	Eric Dickerson @ Atlanta,	Nov. 14, 1983	(21 carries)
146	Jerome Bettis vs. Chicago,	Jan. 2, 1994	(39 carries)
145	Kenny Washington @ Chicago Cards,	Nov. 2, 1947	(11 carries)
145	Eric Dickerson @ Atlanta,	Oct. 22, 1984	(22 carries)
144	Dan Towler @ Green Bay,	Oct. 21, 1951	(11 carries)
144	Bob Thomas vs. New Orleans,	Sept. 17, 1972	(18 carries)
144	Jewell Thomas vs. Atlanta,	Dec. 21, 1980	(19 carries)
144	Eric Dickerson vs. San Francisco,	Oct. 23, 1983	(24 carries)
144	Charles White @ Philadelphia,	Sept. 15, 1985	(36 carries)
144	Cleveland Gary @ Atlanta,	Nov. 1, 1992	(18 carries)
143	Jim Bertleson @ Kansas City,	Sept. 6, 1973	(28 carries)
142	Bob Thomas vs. San Francisco,	Oct. 8, 1972	(19 carries)
142	Eric Dickerson @ San Francisco,	Oct. 9, 1983	(22 carries)
141	Wendell Tyler vs. New Orleans,	Dec. 16, 1979	(18 carries)
140	Paul (Tank) Younger vs. Detroit,	Oct. 21, 1954	(18 carries)
140	Dick Bass vs. Detroit,	Nov. 4, 1962	(11 carries)
139	Lawrence McCutcheon @ N.Y. Jets,	Oct. 27, 1974	(23 carries)
139	Greg Bell vs. Detroit,	Sept. 11, 1988	(27 carries)

CAREER 100-YARD RUSHING GAMES

NO.	PLAYER	TEAM		NO.	PLAYER	TEAM	
		W-L-T	4			W-L-T	1-3
38	Eric Dickerson	27-11	4	Skeet Quinlan	1-3		
22	Lawrence McCutcheon	19-2-1	3	Cullen Bryant	3-0		
11	Jerome Bettis	3-8	3	John Cappelletti	2-0-1		
10	Dick Bass	6-4	3	Ollie Matson	2-1		
10	Dan Towler	10-0	3	Lawrence Phillips	3-0		
8	Wendell Tyler	6-2	2	Dick Hoerner	1-0-1		
8	Charles White	7-1	2	Les Josephson	2-0		
7	Greg Bell	6-1	2	Joe Marconi	2-0		
7	Paul (Tank) Younger	3-3-1	2	Elvis Peacock	2-0		
6	Cleveland Gary	4-2	2	Bob Thomas	2-0		
5	Jon Arnett	2-3	1	Jim Bertleson	1-0		
5	Willie Ellison	2-2-1	1	Robert Delpino	1-0		
5	Ron Waller	4-1	1	Kenny Washington	1-0		
5	Tim Wilson	2-3	1	Harold Green	1-0		
			1	Jerald Moore	1-0		

GAMES WITH MORE THAN ONE 100-YARD RUSHER

Nov. 8, 1953	vs. San Francisco, Paul Younger (12-101) and Skeet Quinlan (11-119)
Oct. 24, 1954	vs. Chicago Bears, Dan Towler (15-123) and Paul Younger (27-106)
Oct. 31, 1954	vs. Detroit, Skeet Quinlan and Paul Younger (18-140)
Dec. 4, 1955	vs. Baltimore, Ron Waller (24-138) and Paul Younger (25-132)
Sept. 16, 1973	@ Kansas City, Jim Bertelsen (28-143) and Lawrence McCutcheon (21-120)
Sept. 12, 1976	@ Atlanta, Lawrence McCutcheon (26-115) and John Cappelletti (22-102)
Sept. 19, 1976	@ Minnesota, Lawrence McCutcheon (29-110) and John Cappelletti (28-128)
Nov. 11, 1996	vs. Atlanta, Lawrence Phillips (14-106) and Harold Green (13-106)

PASSING

554	Norm Van Brocklin vs. N.Y. Yanks,	Sept. 28, 1951	(27 of 41)
509	Vince Ferragamo vs. Chicago,	Dec. 26, 1982	(30 of 46)
454	Jim Everett @ New Orleans,	Nov. 26, 1989	(29 of 51)
436	James Harris @ Miami,	Oct. 3, 1976	(17 of 29)
406	Jim Hardy vs. Chicago Cardinals,	Oct. 31, 1948	(28 of 53)
401	Tony Banks @ Atlanta,	Nov. 2, 1997	(23 of 34)
377	Jim Everett @ Philadelphia,	Nov. 6, 1988	(24 of 45)
372	Billy Wade @ Green Bay,	Nov. 16, 1958	(19 of 42)
372	Jim Everett vs. Cincinnati,	Oct. 7, 1990	(25 of 46)
372	Mark Rypien, vs. Buffalo,	Dec. 10, 1995	(31 of 55)
368	Jim Everett vs. Indianapolis,	Sept. 17, 1989	(28 of 35)
365	Jim Everett @ Denver,	Nov. 27, 1988	(25 of 47)
365	Jim Everett vs. New Orleans,	Dec. 9, 1990	(31 of 50)
356	Billy Wade @ Baltimore,	Nov. 23, 1958	(24 of 41)
353	Tony Banks @ Baltimore,	Oct. 27, 1996	(26 of 40)
347	Mark Rypien, vs. Washington,	Dec. 17, 1995	(34 of 50)
346	Jim Everett vs. New Orleans,	Nov. 3, 1991	(18 of 31)
344	Dieter Brock vs. San Francisco,	Oct. 27, 1985	(35 of 51)
342	Jim Everett @ Tampa Bay,	Dec. 6, 1992	(25 of 38)
341	Jim Everett @ Dallas,	Dec. 3, 1989	(27 of 37)
340	Jim Everett @ Green Bay,	Sept. 9, 1990	(24 of 40)
334	Roman Gabriel vs. Detroit,	Dec. 14, 1970	(27 of 42)
329	Jim Everett vs. Kansas City,	Nov. 11, 1991	(26 of 37)

CAREER 300-YARD PASSING GAMES

NO.	PLAYER	TEAM		NO.	PLAYER	TEAM	
		W-L	W-L			W-L	W-L
20	Jim Everett	10-10	3	Billy Wade	1-2
5	Norm Van Brocklin	4-1	2	Dieter Brock	0-2
3	Tony Banks	1-2	2	Bob Waterfield	2-0
3	Roman Gabriel	2-1	1	Zeke Bratkowski	0-1
3	Vince Ferragamo	1-2	1	Pat Haden	0-1
3	Chris Miller	1-2	1	Jim Hardy	0-1
3	Mark Rypien	0-3	1	James Harris	1-0

RECEIVING

336	Willie Anderson @ New Orleans,	Nov. 26, 1989	(15 receptions)
303	Jim Benton @ Detroit,	Nov. 22, 1945	(10 receptions)
238	Harold Jackson vs. Dallas,	Oct. 14, 1973	(7 receptions)
233	Isaac Bruce @ Atlanta,	Nov. 2, 1997	(10 receptions)
230	Henry Ellard vs. Indianapolis,	Sept. 17, 1989	(12 receptions)
229	Isaac Bruce @ Baltimore,	Oct. 27, 1996	(11 receptions)
226	Eddie Kennison @ Atlanta,	Dec. 15, 1996	(5 receptions)
220	Ron Jessie @ Miami,	Oct. 3, 1976	(7 receptions)
210	Isaac Bruce, vs. Miami,	Dec. 24, 1995	(15 receptions)
208	Jim Phillips @ Green Bay,	Nov. 16, 1958	(8 receptions)
207	Carroll Dale @ Detroit,	Nov. 17, 1963	(7 receptions)
202	Jim Benton @ N.Y. Yanks,	Dec. 5, 1946	(12 receptions)
200	Tommy McDonald vs. Cleveland,	Dec. 12, 1965	(6 receptions)
196	Elroy Hirsch vs. Green Bay,	Dec. 12, 1953	(9 receptions)
195	Elroy Hirsch vs. Chicago Cardinals,	Nov. 11, 1951	(7 receptions)
191	Isaac Bruce, vs. Atlanta,	Oct. 12, 1995	(10 receptions)
183	George Farmer vs. Chicago,	Dec. 26, 1982	(9 receptions)
181	Isaac Bruce, @ Indianapolis,	Oct. 1, 1995	(8 receptions)
175	Del Shofner vs. Baltimore,	Dec. 6, 1958	(5 receptions)
173	Elroy Hirsch @ N.Y. Yanks,	Sept. 23, 1951	(9 receptions)
173	Isaac Bruce, vs. San Francisco,	Oct. 22, 1995	(9 receptions)

171	Henry Ellard @ Detroit,	Dec. 6, 1987	(7 receptions)
169	Del Shofner @ Detroit,	Nov. 15, 1959	(5 receptions)
168	Elroy Hirsch @ Green Bay,	Oct. 11 1953	(8 receptions)
167	Henry Ellard @ Denver,	Nov. 27, 1988	(11 receptions)
166	Henry Ellard @ Philadelphia,	Nov. 6, 1988	(7 receptions)
165	Henry Ellard vs. Atlanta,	Oct. 8, 1989	(8 receptions)
163	Elroy Hirsch @ San Francisco,	Oct. 28, 1951	(4 receptions)
163	Jim Phillips vs. Chicago,	Sept. 23, 1961	(9 receptions)
163	Henry Ellard vs. Phoenix,	Nov. 19, 1989	(7 receptions)
162	Tom Fears @ N.Y. Yanks,	Sept. 28, 1951	(7 receptions)
160	Henry Ellard vs. Kansas City,	Nov. 10, 1991	(8 receptions)
159	Tom Fears vs. Washington,	Dec. 11, 1949	(10 receptions)
157	Elroy Hirsch @ N.Y. Yanks,	Nov. 19, 1954	(5 receptions)
157	Bob Boyd vs. San Francisco,	Oct. 3, 1954	(5 receptions)
155	Tommy McDonald @ Chicago,	Oct. 10, 1965	(9 receptions)
154	Jim Phillips @ N.Y. Giants,	Oct 22, 1961	(8 receptions)
154	Willie Anderson @ Atlanta,	Sept. 11, 1994	(5 receptions)
152	Drew Hill @ Pittsburgh,	Sept. 11, 1984	(4 receptions)

GAMES WITH MORE THAN ONE 100-YARD RECEIVER

Dec. 11, 1949	vs. Washington, Tom Fears (10-159) and Bob Shaw (5 -137)
Sept. 22, 1950	vs. N.Y. Yanks, Glen Davis (5-103) and Dick Hoerner (4-105)
Nov. 19, 1950	@ N.Y. Yanks, Dick Hoerner (14-125) and Elroy Hirsch (8-157)
Sept. 28, 1951	@ N.Y. Yanks, Tom Fears (7-162), Elroy Hirsch (9-173) and V.T. Smith (2-103)
Dec. 14, 1952	vs. Pittsburgh, Tom Fears (10-122) and Elroy Hirsch (4-108)
Oct. 4, 1953	@ San Francisco, Bob Boyd (4-107) and Elroy Hirsch (9-107)
Sept. 26, 1954	@ Baltimore, Skeet Quinlan (4-135) and Bob Boyd (4-121)
Oct. 10, 1954	@ Detroit, Bob Boyd (8-128) and Elroy Hirsch (6-105)
Nov. 21, 1954	@ N.Y. Giants, Bob Boyd (5-103) and Tom Fears (9-136)
Dec. 12, 1954	vs. Green Bay, Bob Boyd (4-106) and Elroy Hirsch (5-119)
Oct. 7, 1956	@ San Francisco, Elroy Hirsch (8-150) and Bob Boyd (7-119)
Nov. 23, 1958	@ Baltimore, Lamar Lundy (6-103) and Del Shofner (8-110)
Oct. 11, 1964	@ Chicago, Jim Phillips (7-110) and Bucky Pope (4-108)
Nov.1, 1964	@ Detroit, Carroll Dale (7-109) and Marlin McKeever (6-100)
Dec. 4, 1976	vs. Atlanta, Ron Jessie (4-112) and Dwight Scales (2-102)
Dec. 26, 1982	vs. Chicago, George Farmer (9-183) and Preston Dennard (5-122)
Sept. 9, 1990	@ Green Bay, Henry Ellard (6-106) and Willie Anderson (5-128)
Oct. 7, 1990	vs. Cincinnati, Henry Ellard (7-100) and Willie Anderson (7-144)
Dec. 9, 1990	vs. New Orleans, Henry Ellard (5-107) and Willie Anderson (5-123)
Sept. 1, 1991	vs. Phoenix, Robert Delpino (10-113) and Henry Ellard (7-116)

CAREER 100-YARD RECEIVING GAMES

NO.	PLAYER	TEAM		NO.	PLAYER	TEAM	
		W-L				W-L	
26	Henry Ellard	12-14	2	Eddie Kennison	1-1
21	Elroy Hirsch	12-9	2	Willie Miller	1-1
16	Isaac Bruce	6-10	2	V. T. Smith (RB)	1-1
16	Tom Fears	8-7-1	2	Wendell Tucker	2-0
15	Bob Boyd	9-5-1	2	Billy Truax (TE)	2-0
14	Jim Phillips	4-9-1	1	Jon Arnett (RB)	0-1
10	Jack Snow	5-4-1	1	Johnny Bailey (RB)	0-1
9	Willie Anderson	4-5	1	Mike Barber (TE)	0-1
8	Carroll Dale	2-5-1	1	Jim Bertlesen (RB)	0-1
8	Harold Jackson	5-3	1	Ron Brown	1-0
8	Del Shofner	2-6	1	Leon Clarke	1-0
6	Tommy McDonald	4-2	1	Aaron Cox	1-0
5	Bernie Casey	3-0-2	1	Glen Davis	1-0
5	Ron Jessie	5-0	1	Troy Drayton (TE)	1-0
4	Jim Benton	3-1	1	Pete Holohan (TE)	1-0
4	Martin McKeever (TE)	1-3	1	Tom Keane	1-0
3	Preston Dennard	1-2	1	Lamar Lundy (TE)	0-1
3	Drew Hill	1-2	1	Ollie Matson (RB)	0-1
3	Amp Lae (RB)	1-2	1	Dwight Scales	1-0
3	Bucky Pope	1-2	1	Bob Shaw	1-0
2	Bob Carey	1-1	1	Clendon Thomas (RB)	0-1
2	Robert Delpino (RB)	0-2	1	Billy Waddy	1-0
2	George Farmer	0-2				

LARGEST MARGIN OF VICTORY

59 points,	(59-0)	vs. Atlanta, Dec. 4, 1976
49 points,	(56-7)	vs. San Francisco, Nov. 9, 1958
48 points,	(48-0)	@ Baltimore, Sept. 26, 1954
43 points,	(70-27)	vs. Baltimore, Oct. 22, 1950
43 points,	(45-21)	vs. Baltimore, Dec. 5, 1953
43 points,	(59-16)	vs. Atlanta, Nov. 10, 1996
41 points,	(55-14)	vs. N.Y. Giants, Nov. 13, 1966
40 points,	(54-14)	@ N.Y. Yanks, Sept. 28, 1951
39 points,	(42-31)	@ Philadelphia, Nov. 3, 1975
39 points,	(45-6)	vs. Seattle, Oct. 31, 1976

LARGEST MARGIN OF DEFEAT

48 points,	(48-0)	@ San Francisco, Dec. 27, 1987
47 points,	(47-0)	@ Chicago Bears, Nov. 29, 1942
38 points,	(52-14)	vs. Chicago Bears, Oct. 13, 1963
36 points,	(56-20)	@ Philadelphia, Oct. 8, 1950
36 points,	(42-6)	@ Pittsburgh, Nov. 3, 1996
35 points,	(35-0)	@ San Francisco, Oct. 8, 1961
35 points,	(56-21)	@ Baltimore, Nov. 25, 1956
35 points,	(42-7)	vs. Green Bay, Nov. 12, 1944
35 points,	(49-14)	@ New York, Nov. 16, 1941
34 points,	(34-0)	@ San Francisco, Oct. 4, 1959
34 points,	(44-10)	vs. San Francisco, Oct. 22, 1995



Norm Van Brocklin passed for team record 554 yards vs. N.Y. Yanks in 1951.



ALL-TIME PLAYOFF LEADERS

RUSHING

	G	Att.	Yds.	Avg.	Long	TD
McCutcheon, Lawrence (1972-79)	11	173	687	4.0	26	2
Dickerson, Eric (1983-87)	6	133	674	5.1	65	3
Bryant, Cullen (1973-82)	14	102	413	4.0	17	2
Bell, Greg (1987-89)	4	71	322	4.5	54	1
Tyler, Wendell (1977-82)	4	64	228	3.6	39	1
Cappelletti, John (1974-78)	9	59	196	3.3	16	1
Towler, Dan (1950-55)	5	45	166	3.7	17	2
Bertelsen, Jim (1972-76)	5	32	136	4.3	13	0
Hoerner, Dick (1947-51)	4	43	120	2.8	24	3
Gillette, Jim (1945)	1	17	101	5.9	19	0
NFL Record						
Harris, Franco (Pittsburgh, 1972-84)	19	400	1,556	3.9	50	16

RECEIVING

	G	No.	Yds.	Avg.	Long	TD
Fears, Tom (1948-56)	6	28	572	20.4	73t	5
Ellard, Henry (1983-93)	10	28	419	15.0	39	1
Jackson, Harold (1968, 73-77)	8	21	505	24.0	73	4
Jessie, Ron (1975-79)	6	20	314	15.7	41	1
Dennard, Preston (1978-83)	8	18	314	17.4	35	3
McCutcheon, Lawrence (1972-79)	11	17	152	8.9	17	0
Hirsch, Elroy (1949-57)	6	16	209	13.1	29	0
Holohan, Pete (1988-90)	4	16	155	9.7	24	1
McGee, Buford (1987-91)	4	16	140	8.8	22	0
Nelson, Terry (1973-80)	13	14	203	14.5	33	0
NFL Record						
Rice, Jerry (San Francisco, 1985-97)	21	120	1742	14.5	73t	18

PASSING

	G	Att.	Comp.	Pct.	Yds.	TD	Int.
Ferragamo, Vince (1977-80, 82-84)	7	188	92	48.9	1,227	5	11
Everett, Jim (1986-92)	5	176	87	49.4	1,120	7	11
Waterfield, Bob (1946-52)	7	124	63	50.8	965	6	11
Haden, Pat (1976-81)	5	123	55	44.7	728	4	12
NFL Record (Min. 150 Attempts)							
Starr, Bart (Green Bay, 1956-71)	10	213	130	61.0	1,753	15	3

RUSHING-RECEIVING YARDS

	G	RUSHING	RECEIVING	TOTAL
McCutcheon, Lawrence (1972-79)	11	687	152	839
Dickerson, Eric (1983-87)	6	674	30	704
Bryant, Cullen (1973-82, 87)	14	413	124	537
Ellard, Henry (1983-93)	10	2	419	421
Bell, Greg (1987-89)	4	322	57	379
NFL Record				
Thomas, Thurman (Buffalo, 1988-97)	19	1399	669	2068

SCORING

	G	TD	PAT	FG	TOTAL
Lansford, Mike (1982-90)	10	0	14	9	41
Fears, Tom (1948-56)	6	5	0	0	30
Corral, Frank (1978-81)	6	0	9	7	30
Waterfield, Bob (1946-52)	7	0	14	2	20
Jackson, Harold (1968, 73-77)	8	4	0	0	20
Hoerner, Dick (1947-51)	4	3	0	0	18
Dennard, Preston (1978-83)	8	3	0	0	18
Dickerson, Eric (1983-87)	6	3	0	0	18
NFL Record					
Smith, Emmitt (Dallas, 1990-1996)	15	20	0	0	120
Thomas, Thurman (Buffalo, 1988-1996)	19	20	0	0	120

FIELD GOALS

	G	Att.	Made	Pct.	Long
Lansford, Mike (1982-90)	10	12	9	75.0	43
Corral, Frank (1978-81)	6	11	7	63.6	45
Ray, David (1969-74)	4	7	4	57.1	40
NFL Record (Min. 10 Field Goals)					
Nelson, Chuck (Minnesota, 1983-88)	5	11	10	90.9	47

PUNTING

	G	No.	Avg.	Long	Blk.
Burke, Mike (1974)	2	10	43.4	49	0
Clark, Ken (1979)	3	15	40.6	59	0
Waterfield, Bob (1946-52)	7	35	40.1	61	0
NFL Record (Min. 25 Punts)					
Camarillo, Rich (New England, 1981-87)	6	35	44.5	62	1

KICKOFF RETURNS (Min. 10)

	G	No.	Yds.	Avg.	Long	TD
Bryant, Cullen (1973-82, 87)	14	14	315	22.5	41	0
Brown, Ron (1984-89, 91)	7	11	237	21.5	38	0
NFL Record						
Garrett, Carl (Oakland, 1976-77)	5	16	481	30.1	62	0

PUNT RETURNS (Min. 10)

	G	No.	Yds.	Avg.	Long	TD
Bryant, Cullen (1973-82, 87)	14	11	97	8.8	19	0
Brown, Eddie (1978-79)	5	10	88	8.8	37	0
Ellard, Henry (1983-93)	10	11	94	8.5	23	0
NFL Record						
Carter, Anthony (Minnesota, 1985-88)	6	17	259	15.2	84t	1

INTERCEPTIONS

	G	No.	Yds.	Avg.	Long	TD
*Simpson, Bill (1974-78)	8	6	137	22.8	65t	1
Irvin, LeRoy (1980-89)	11	4	149	37.3	94	0
Elmendorf, Dave (1971-79)	11	3	15	5.0	10	0
Robertson, Isiah (1971-78)	10	2	74	37.0	59t	1
Brown, Eddie (1978-79)	5	2	27	13.5	21	0
Reynolds, Jack (1970-80)	13	2	16	8.0	12	0
Jackson, Monte (1975-77)	5	2	0	0.0	0	0

*Simpson shares NFL record of nine interceptions in postseason play with Ronnie Lott (San Francisco/L.A. Raiders) and Charlie Waters (Dallas). Simpson had three interceptions with Buffalo.

MR. CLUTCH

Not only is RB Lawrence McCutcheon ranked in the Rams' Top 10 in three playoff categories (rushing yards - 1, rushing-receiving yards - 1, receptions - 6), he is also the only Ram to throw a touchdown pass in the Super Bowl. McCutcheon connected with Ron Smith on a 24-yard scoring strike in the third quarter of Super Bowl XIV versus Pittsburgh.



INDIVIDUAL PLAYOFF RECORDS

SERVICE

Most Games, Career

- 18 Jackie Slater, 1976-94
- 16 Jack Youngblood, 1971-84
- 16 Dennis Harrah, 1975-87

SCORING

POINTS

Most Points, Game

- 18 Tom Fears, vs. Chicago, 12/17/50
- 12 Dick Hoerner, @ Cleveland, 12/24/50
- 12 Eric Dickerson, vs. Dallas, 1/4/84
- 12 Willie Anderson, @ N.Y. Giants, 1/7/90

Game, Opponent

- 18 Preston Pearson, vs. Dallas, 1/4/76
- 18 John Riggins, @ Washington, 1/1/84
- 16 Bob Harder, @ Detroit, 12/21/52
- 15 Mark Moseley, @ Washington, 1/1/84

TOUCHDOWNS

Game

- 3 Tom Fears, vs. Chicago, 12/17/50 (3-p)
- 2 Dick Hoerner, @ Cleveland, 12/24/50 (2-r)
- 2 Eric Dickerson, vs. Dallas, 1/4/84 (2-r)
- 2 Willie Anderson, @ N.Y. Giants, 1/7/90 (2-p)

Game, Opponent

- 3 Preston Pearson, vs. Dallas, 1/4/76 (3-p)
- 3 John Riggins, @ Washington, 1/1/84 (3-r)

Most Consecutive Games Scoring Touchdown

- 3 Preston Dennard, 1980-83
- 2 8 times, last by Damone Johnson, 1988-89

POINTS AFTER TOUCHDOWNS

Most Attempted, Career

- 15 Bob Waterfield, 1946-52
- 14 Mike Lansford, 1982-90
- 11 Frank Corral, 1978-81

Most Attempted, Game

- 5 Tom Dempsey, vs. St. Louis, 12/27/75
- 4 Bob Waterfield, @ Cleveland, 12/24/50
- 4 Frank Corral, vs. Minnesota, 12/31/78

Most Made, Career

- 14 Bob Waterfield, 1946-52
- 14 Mike Lansford, 1982-90
- 11 Frank Corral, 1978-91

Most Made, Game

- 5 Tom Dempsey, vs. St. Louis, 12/27/75
- 4 Bob Waterfield, @ Cleveland, 12/24/50
- 4 Frank Corral, vs. Minnesota, 12/31/78

Made, Opponent

- 6 Mark Moseley, @ Washington, 1/1/84
- 5 Lou Groza, vs. Cleveland, 12/26/55
- 4 7 times, last by Chuck Nelson, @ Minnesota, 12/26/88

Most Made, No Misses, Career

- 14 Mike Lansford, 1982-90

FIELD GOALS

Most Attempted, Game

- 6 David Ray, @ Dallas, 12/23/73
- 3 Frank Corral, @ Tampa Bay, 1/6/80
- 3 Bruce Gossett, @ Minnesota, 12/27/69

Most Attempted, Opponent, Game

- 4 Jess Atkinson, @ Washington, 12/28/86
- 4 Mike Cofer, @ San Francisco, 1/14/90

Most Made, Game

- 3 David Ray, @ Dallas, 12/23/73
- 3 Frank Corral, @ Tampa Bay, 1/6/90

Most Made, Opponent, Game

- 4 Jess Atkinson, @ Washington, 12/28/86
- 3 4 times, last by Mike Cofer, @ San Francisco, 1/14/90

Most Consecutive Field Goals Made

- 5 Frank Corral, 1979-80
- 5 Mike Lansford, 1983-86

Most Consecutive Games Made

- 2 David Ray, 1973-74
- 2 Frank Corral, 1980
- 2 Mike Lansford, 1990

Longest Field Goal

- 45 Frank Corral, vs. Pittsburgh, 1/20/80
- 43 Bob Waterfield, vs. Chicago, 12/17/50
- 43 Frank Corral, vs. Minnesota, 12/31/78
- 43 Mike Lansford, @ Minnesota, 12/26/88

Longest Field Goal, Opponent

- 52 Lou Groza, vs. Cleveland, 12/23/51
- 44 Efrén Herrera, @ Dallas, 12/19/76
- 43 Pat Harder, @ Detroit, 12/21/52

SAFETIES

Most, Game

- 1 Team, vs. Washington, 12/16/45

Most, Opponent, Game

- 1 Carl Eller, @ Minnesota, 12/27/69
- 1 Jim Jensen, @ Dallas, 12/19/76
- 1 Randy White, @ Dallas, 12/30/79

RUSHING

ATTEMPTS

Game

- 37 Lawrence McCutcheon, vs. St. Louis, 12/27/75
- 34 Eric Dickerson, vs. Dallas, 1/4/86
- 27 Cullen Bryant, vs. Minnesota, 12/31/78
- 27 Greg Bell, @ Philadelphia, 12/31/89

Opponent, Game

- 31 Steve Van Buren, vs. Philadelphia, 12/18/49
- 31 Chuck Foreman, vs. Minnesota, 12/26/77
- 29 George Rogers, @ Washington, 12/28/86

YARDS GAINED

Game

- 248 Eric Dickerson, vs. Dallas, 1/4/86
- 202 Lawrence McCutcheon, vs. St. Louis, 12/27/75
- 158 Eric Dickerson, @ Washington, 12/28/86

Game, Opponent

- 204 Steve Van Buren, vs. Philadelphia, 12/18/49
- 160 Tony Dorsett, vs. Dallas, 12/28/80
- 120 Otis Anderson, @ N.Y. Giants, 1-7-90

Longest Run

- 65 Eric Dickerson, @ Washington, 12/28/86
- 55 Eric Dickerson, vs. Dallas, 1/4/86
- 54 Greg Bell, @ Philadelphia, 12/31/89

Longest Run, Opponent

- 62 Chuck Foreman, @ Minnesota, 12/26/76
- 53 Tony Dorsett, vs. Dallas, 1/7/79
- 49 Steve Van Buren, vs. Philadelphia, 12/18/49

Most Games, 100 or More Yards

- 3 Lawrence McCutcheon, 1972-79
- 3 Eric Dickerson, 1983-87
- 2 Cullen Bryant, 1973-82, 87

Most Consecutive Games, 100 or More Yards

- 2 Lawrence McCutcheon, 1976-77

AVERAGE GAIN**Career (50 attempts)**

- 5.07 Eric Dickerson, 1983-87
4.54 Greg Bell, 1987-89
4.05 Cullen Bryant, 1973-82, 87

Game (10 attempts)

- 7.29 Eric Dickerson, vs. Dallas, 1/4/86
6.38 Lawrence McCutcheon, vs. Minnesota, 12/26/77
6.08 Eric Dickerson, @ Washington, 12/28/86

TOUCHDOWNS**Game**

- 2 Dick Hoerner, @ Cleveland, 12/24/50
2 Eric Dickerson, vs. Dallas, 1/4/86

Game, Opponent

- 3 John Riggins, @ Washington, 1/1/84
2 5 times, last by Alford Anderson, @ Minnesota, 12/26/88

Most Consecutive Games Rushing for Touchdown

- 2 Dick Hoerner, 1950-51
2 Dan Towler, 1951-52
2 Lawrence McCutcheon, 1976
2 Eric Dickerson, 1984-85

PASSING**ATTEMPTS****Game**

- 45 Jim Everett, @ Minnesota, 12/26/88
44 Jim Everett, @ N.Y. Giants, 1/7/90
43 Vince Ferragamo, @ Washington, 1/1/84

Game, Opponent

- 53 Danny White, @ Dallas, 12/26/83
43 Danny White, vs. Dallas, 1/4/86
41 Jim Hart, vs. St. Louis, 12/27/75

COMPLETIONS**Game**

- 25 Jim Everett, @ N.Y. Giants, 1/7/90
22 Roman Gabriel, @ Minnesota, 12/27/69
20 Vince Ferragamo, @ Washington, 1/1/84

Game, Opponent

- 32 Danny White, @ Dallas, 12/26/83
26 Joe Montana, vs. San Francisco, 1/14/90
24 Danny White, vs. Dallas, 1/4/86
24 Randall Cunningham, @ Philadelphia, 12/31/89

Consecutive Passes Completed

- 8 Roman Gabriel, @ Minnesota, 12/27/69
7 Roman Gabriel, @ Minnesota, 12/27/69
7 Vince Ferragamo, @ Tampa Bay, 1/6/80

COMPLETION PERCENTAGE**Game (20 attempts)**

- 68.8 Roman Gabriel, @ Minnesota, 12/27/69 (22 of 32)
66.7 Bob Waterfield, vs. Chicago, 12/17/50 (14 of 21)
60.0 Vince Ferragamo, vs. Pittsburgh, 1/20/80 (15 of 25)

YARDS GAINED**Game**

- 315 Jim Everett, @ N.Y. Giants, 1/7/90
312 Bob Waterfield, @ Cleveland, 12/24/50
281 Jim Everett, @ Philadelphia, 1/1/90

Game, Opponent

- 330 Danny White, @ Dallas, 12/26/83
309 Terry Bradshaw, vs. Pittsburgh, 1/20/80
302 Joe Theismann, @ Washington, 1/1/84

Most Games, 300 or More Passing Yards, Career

- 1 Bob Waterfield, @ Cleveland, 12/24/50
1 Jim Everett, @ Philadelphia, 1/7/90

Longest Pass Completion (All TDs unless noted)

- 82 Bob Waterfield (to Davis), @ Cleveland, 12/24/50
73 Norm Van Brocklin (to Fears), vs. Cleveland 12/23/51
73 James Harris (to Jackson), @ Minnesota, 12/29/74 (no TD)

Longest Pass Completion, Opponent**(All TDs unless noted)**

- 83 Roger Staubach (to Drew Pearson), @ Dallas, 12/23/78
73 Terry Bradshaw (to John Stallworth), vs. Pittsburgh, 1/20/80
57 Fran Tarkenton (to Chuck Foreman), @ Minnesota, 12/26/76 (no TD)

TOUCHDOWNS**Game**

- 3 Bob Waterfield, vs. Chicago, 12/27/50
3 Vince Ferragamo, @ Dallas, 12/26/83

Game, Opponent

- 4 Otto Graham, @ Cleveland, 12/24/50
4 Roger Staubach, vs. Dallas, 1/4/76

Most Consecutive Games, Touchdown Pass

- 4 Jim Everett, 1986-90
3 Norm Van Brocklin, 1951-55
3 Pat Haden, 1976-78

HAD INTERCEPTED**Game**

- 6 Norm Van Brocklin, vs. Cleveland, 12/26/55
4 Bob Waterfield, @ Cleveland, 12/24/50

Game, Opponent

- 3 7 times, last by Danny White, 1/4/86

Most Consecutive Passes Attempted, None Intercepted

- 55 Norm Van Brocklin, 1949-55
49 Vince Ferragamo, 1979
35 Ron Jaworski, 1975

Most Attempts, No Interceptions, Game

- 34 Jim Everett, @ Minnesota, 12/26/88
31 Roman Gabriel, @ Minnesota, 12/27/69
30 Vince Ferragamo, @ Dallas, 12/26/83

Most Attempts, No Interceptions, Opponent

- 35 Randall Cunningham, @ Philadelphia, 12/31/89
31 Phil Simms, vs. N.Y. Giants, 12/23/84
30 Joe Montana, @ San Francisco, 1/14/90

TIMES SACKED**Game**

- 5 Roman Gabriel, @ Green Bay, 12/23/67
5 John Hadl, @ Dallas, 12/23/73
5 Ron Jaworski, vs. Dallas, 1/4/76

Game, Opponent

- 7 Roger Staubach, @ Dallas, 12/23/73
5 Johnny Lujack, vs. Chicago, 12/17/50
5 Danny White, vs. Dallas, 1/4/86
5 Wade Wilson, @ Minnesota, 12/26/88

PASS RECEIVING**RECEPTIONS****Game**

- 9 Tom Fears, @ Cleveland, 12/24/50
8 Henry Ellard, @ N.Y. Giants, 1/7/90
7 4 times, last by Buford McGee, 1/14/90

Game, Opponent

- 11 Dante Lavelli, @ Cleveland, 12/24/50
9 Tony Hill, @ Dallas, 12/26/83

9 Keith Byars, @ Philadelphia, 12/31/89

Most Consecutive Games, Pass Reception

10 Henry Ellard, 1983-93
6 Tom Fears, 1948-56
6 Elroy Hirsch, 1949-57
6 Cullen Bryant, 1973-82, 87

YARDS

Game

198 Tom Fears, vs. Chicago, 12/17/50
139 Tom Fears, vs. Cleveland, 12/23/51
139 Harold Jackson, @ Minnesota, 12/29/74

Game, Opponent

171 Charlie Brown, @ Washington, 1/1/84
128 Dante Lavelli, @ Cleveland, 12/24/50
123 Preston Pearson, vs. Dallas, 1/4/76

Longest Pass Reception (All TDs unless noted)

82 Glenn Davis, @ Cleveland, 12/24/50
73 Tom Fears, vs. Cleveland, 12/23/51
73 Harold Jackson, @ Minnesota, 12/29/74 (no TD)

Longest Pass Reception, Opponent (All TDs unless noted)

83 Drew Pearson, @ Dallas, 12/23/73
73 John Stallworth, vs. Pittsburgh, 1/20/80
57 Chuck Foreman, @ Minnesota, 12/26/76 (no TD)

Most Games, 100 or More Yards, Career

3 Tom Fears, 1948-56
2 Harold Jackson, 1968, 73-77

AVERAGE GAIN

Game (3 receptions)

46.3 Tom Fears, vs. Cleveland, 12/23/51 (3-139)
46.3 Harold Jackson, @ Minnesota, 12/29/74 (3-139)
32.3 Billy Waddy, @ Dallas, 12/30/79 (3-97)

TOUCHDOWNS

Game

3 Tom Fears, vs. Chicago, 12/17/50
2 Willie Anderson, @ N.Y. Giants, 1/7/90

Game, Opponent

3 Preston Pearson, vs. Dallas, 1/4/76
2 Dante Lavelli, @ Cleveland, 12/24/50
2 Drew Pearson, @ Dallas, 12/23/73
2 Art Monk, @ Washington, 1/1/84

Most Consecutive Games, Touchdown

2 Tom Fears, 1951-52
2 Harold Jackson, 1974-75
2 Harold Jackson, 1976-77
2 Preston Dennard, 1983

RUSHING-RECEIVING

ATTEMPTS

Game

40 Lawrence McCutcheon, vs. St. Louis, 12/22/74 (ru-37, re-3)
35 Eric Dickerson, vs. Dallas, 1/4/86 (ru-34, re-1)
29 Wendell Tyler, @ Tampa Bay, 1/6/80 (ru-28, re-1)

YARDS

Game

247 Eric Dickerson, vs. Dallas, 1/4/86 (ru-248, re-1)
210 Lawrence McCutcheon, vs. St. Louis, 12/22/74 (ru-202, re-8)
147 Greg Bell, @ Philadelphia, 12/31/89 (ru-124, re-23)

PUNTING

PUNTS

Game

11 Dale Hatcher, @ Chicago, 1/12/86
9 Bob Waterfield, vs. Philadelphia, 12/18/49
7 7 times, last by Dale Hatcher, @ San Francisco, 1/14/90

Game, Opponent

10 Maury Buford, @ Chicago, 1/11/86
8 Neil Clabo, vs. Minnesota, 12/26/77
8 Tom Blanchard, @ Tampa Bay, 1/6/80

Longest Punt

64 Dave Chapple, @ Dallas, 12/23/73
63 Dale Hatcher, @ Minnesota, 12/26/88
61 Bob Waterfield, @ Cleveland, 12/24/50

Longest Punt, Opponent

68 Horace Gillom, @ Cleveland, 12/24/50
57 Neil Clabo, vs. Minnesota, 12/26/77
55 4 times, last by Maury Buford, @ Chicago, 1/11/86

AVERAGE GROSS YARDS

Game (4 punts)

50.8 Norm Van Brocklin, @ Cleveland, 12/24/50 (4-203)
48.2 Dale Hatcher, @ Minnesota, 12/26/88 (5-241)
45.0 Norm Van Brocklin, vs. Cleveland, 12/26/55 (4-180)

Game, Opponent (4 punts)

46.9 Mike Saxon, vs. Dallas, 1/4/86 (7-328)
46.7 Marv Bateman, @ Dallas, 12/23/73 (7-327)
43.8 Robert Smith, @ Detroit, 12/21/52 (5-219)

HAD BLOCKED

Career

3 Rusty Jackson, 1976
1 Bob Waterfield, 1946-52
1 Glen Walker, 1977

Most Consecutive Punts, None Blocked

44 Dale Hatcher, 1985-89, 91
18 Bob Waterfield, 1946-52
17 John Misko, 1982-84

INSIDE 20

Career

14 Dale Hatcher, 1985-89, 91
5 Bob Waterfield, 1946-52
3 Jon Kilgore, 1965-67
3 Glen Walker, 1977

Game

3 4 times, last by Dale Hatcher, @ San Francisco, 1/14/90

PUNT RETURNS

RETURNS

Game

6 Eddie Brown, @ Tampa Bay, 1/6/80
5 Jackie Wallace, vs. Minnesota, 12/31/78
4 4 times, last by Clifford Hicks, @ Minnesota, 12/26/88

Game, Opponent

5 George McAfee, vs. Chicago, 12/19/50
5 James Jones, @ Dallas, 12/28/80
4 6 times, last by Keith Ortego, @ Chicago, 1/11/86

FAIR CATCHES

Career

3 Dave Elmendorf, 1971-79
2 5 times, last by Darryl Henley, 1989-94

Game

2 Tom Kalmanir, vs. Cleveland, 12/23/50
2 V.T. Smith, vs. Cleveland, 12/23/50
2 Ed Meador, @ Green Bay, 12/23/67

- 2 Dave Elmendorf, vs. St. Louis, 12/27/75

Game, Opponent

- 3 Willie Wood, @ Green Bay, 12/23/67
3 Nick Giaquinto, @ Washington, 1/1/84
3 Gordon Banks, vs. Dallas, 1/4/86

YARDS GAINED

Career

- 97 Cullen Bryant, 1973-82, 87
94 Henry Ellard, 1983-93
93 Jackie Wallace, 1977-79

Game

- 71 V.T. Smith, @ Detroit, 12/21/52
71 Jackie Wallace, vs. Minnesota, 12/31/78
67 Eddie Brown, @ Tampa Bay, 1/6/80

Game, Opponent

- 81 James Jones, @ Dallas, 12/28/80
68 George McAfee, vs. Chicago, 12/19/50
64 Butch Johnson, @ Dallas, 12/19/76

Longest Punt Return

- 57 V.T. Smith, @ Detroit, 12/21/52 (TD)
37 Eddie Brown, @ Tampa Bay, 1/6/80
32 Clifford Hicks, @ Minnesota, 12/26/88

Longest Punt Return, Opponent

- 48 Nick Giaquinto, @ Washington, 1/1/84
44 Butch Johnson, @ Dallas, 12/19/76
43 James Jones, @ Dallas, 12/28/80

AVERAGE YARDAGE

Game (3 returns)

- 14.2 Jackie Wallace, vs. Minnesota, 12/31/78 (5-71)
13.0 Jim Bertelsen, @ Dallas, 12/23/73 (4-52)
12.3 Albie Reisz, vs. Washington, 12/16/45 (3-37)

Game, Opponent (3 returns)

- 18.7 Nick Giaquinto, @ Washington, 1/1/84 (3-56)
16.2 James Jones, @ Dallas, 12/28/80 (5-81)
16.0 Butch Johnson, @ Dallas, 12/19/76 (4-64)

TOUCHDOWNS

Game

- 1 V.T. Smith, @ Detroit, 12/21/52

KICKOFF RETURNS

RETURNS

Game

- 7 Henry Ellard, @ Washington, 1/1/84
5 4 times, last by Barry Redden,
vs. N.Y. Giants, 12/23/84

Game, Opponent

- 5 Ken Carpenter, vs. Cleveland, 12/23/51
5 Larry Anderson, vs. Pittsburgh, 1/20/80

YARDS

Game

- 129 Woodley Lewis, @ Detroit, 12/21/52
127 Woodley Lewis, vs. Cleveland, 12/26/55
120 Henry Ellard, @ Washington, 1/1/84

Game, Opponent

- 162 Larry Anderson, vs. Pittsburgh, 1/20/80
135 Ken Carpenter, vs. Cleveland, 12/23/51
106 Isaac Hagins, @ Tampa Bay, 1/6/80

Longest Kickoff Return

- 46 Robert Delpino, @ San Francisco, 1/14/90
43 Woodley Lewis, vs. Cleveland, 12/26/55
37 Henry Ellard, @ Washington, 1/1/84

Longest Kickoff Return, Opponent

- 67 Terry Metcalf, vs. St. Louis, 12/27/75
45 Larry Anderson, vs. Pittsburgh, 1/20/80
38 Alvin Garrett, vs. Washington, 1/1/84

AVERAGE YARDAGE

Game (3 returns)

- 31.8 Woodley Lewis, vs. Cleveland, 12/26/55 (4-127)
29.3 Ron Waller, vs. Cleveland, 12/26/55 (3-88)
27.3 Cullen Bryant, @ Dallas, 12/23/73 (3-82)

Game, Opponent

- 35.0 Terry Metcalf, vs. St. Louis, 12/27/75 (3-105)
32.4 Larry Anderson, vs. Pittsburgh, 1/20/80 (5-162)
27.0 Ken Carpenter, vs. Cleveland, 12/23/51 (5-135)

INTERCEPTIONS BY

Game

- 2 Bill Simpson, vs. Minnesota, 12/31/78
2 Bill Simpson, vs. St. Louis, 12/27/75

Game, Opponent

- 2 7 times, last by Joey Browner,
@ Minnesota, 12/26/88

Most Consecutive Games, Interception

- 2 Jack Reynolds, 1973
2 Bill Simpson, 1975-76
2 Monte Jackson, 1976
2 LeRoy Irvin, 1980-83

YARDS GAINED

Game

- 94 LeRoy Irvin, @ Dallas, 12/26/83
83 Bill Simpson, vs. St. Louis, 12/27/75
59 Isiah Robertson, @ Dallas, 12/23/73

Game, Opponent

- 72 Darrell Green, @ Washington, 1/1/84
68 Thomas Henderson, vs. Dallas, 1/7/79
65 Don Paul, vs. Cleveland, 12/26/55

Longest Return (All TDs unless noted)

- 94 LeRoy Irvin, @ Dallas, 12/26/83 (no TD)
65 Bill Simpson, vs. St. Louis, 12/27/75
59 Isiah Robertson, @ Dallas, 12/23/73

Longest Return, Opponent (All TDs)

- 72 Darrell Green, @ Washington, 1/1/84
68 Thomas Henderson, vs. Dallas, 1/7/79
65 Don Paul, vs. Cleveland, 12/26/55

FUMBLES

OPPONENTS FUMBLES RECOVERED

Career

- 3 Fred Dryer, 1972-81
2 Chuck Lamson, 1965-67
2 Dave Elmendorf, 1971-79
2 Jack Youngblood, 1971-84

Game

- 2 Chuck Lamson, @ Green Bay, 12/23/67
2 Dave Elmendorf, @ Minnesota, 12/29/74

Game, Opponent

- 2 Matt Blair, @ Minnesota, 12/26/76

Longest Fumble Return

- 22 Andy Robustelli, vs. Cleveland, 12/23/51
10 Jack Youngblood, @ Minnesota, 12/26/76

Longest Fumble Return, Opponent

- 52 Wilber Marshall, @ Chicago, 1/11/86 (TD)
21 Alvin Walton, @ Washington, 12/28/86
19 Neal Olkewicz, @ Washington, 12/28/86

SACKS

TOTAL SACKS

Career

- 7.5 Jack Youngblood, 1971-84
7 Kevin Greene, 1985-92
4 Fred Dryer, 1972-81
4 Gary Jeter, 1983-88

Game

- 3 Gary Jeter, vs. Dallas, 1/4/86
- 3 Kevin Greene, @ Minnesota, 12/26/88
- 2.5 Jack Youngblood, @ Dallas, 12/23/73

Game, Opponent

- 3.5 Henry Jordan, @ Green Bay, 12/23/67
- 2 Carl Eller, @ Minnesota, 12/26/76
- 2 Lawrence Taylor, @ N.Y. Giants, 1/7/90

BLOCKED KICKS**BLOCKED PUNTS****Game, Opponent**

- 2 Charlie Waters, @ Dallas, 12/19/76
- 1 3 times, last by Scott Studwell,
@ Minnesota, 12/31/78

BLOCKED FIELD GOALS**Game, Opponent**

- 1 Bill Willis, vs. Cleveland, 12/23/51
- 1 Nate Allen, @ Minnesota, 12/26/76



Seven-time Pro Bowl T Jackie Slater played in 18 career playoff games, the most in Rams' history.

TEAM PLAYOFF RECORDS



SCORING

Most Points

- 35 vs. St. Louis, 12/27/75
(Rams 35, St. Louis 23)
- 34 vs. Minnesota, 12/31/78
(Rams 34, Minnesota 10)
- 28 @ Cleveland, 12/24/50
(Cleveland 30, Rams 28)

Most Points, Opponent

- 51 @ Washington, 1/1/84
(Washington 51, Rams 7)
- 38 vs. Cleveland, 12/26/55,
(Cleveland 38, Rams 14)
- 37 vs. Dallas, 1/4/76
(Dallas 37, Rams 7)

Fewest Points

- 0 vs. Philadelphia, 12/18/49
(Philadelphia 14, Rams 0)
- 0 vs. Dallas, 1/7/79
(Dallas 28, Rams 0)
- 0 @ Chicago, 1/12/86
(Chicago 24, Rams 0)

Fewest Points, Opponent

- 0 @ Tampa Bay, 1/6/80
(Rams 9, Tampa Bay 0)
- 0 vs. Dallas, 1/4/86
(Rams 20, Dallas 0)

Most Decisive Win

- 24 vs. Minnesota, 12/31/78
(Rams 34, Minnesota 10)
- 20 vs. Dallas, 1/4/86
(Rams 20, Dallas 0)

Most Decisive Loss

- 44 @ Washington, 1/1/84
(Washington 51, Rams 7)
- 30 vs. Dallas, 1/4/76
(Dallas 37, Rams 7)

Most Points, Both Teams

- 58 vs. Cleveland, 12/24/55
(Cleveland 30, Rams 28)
- 58 vs. St. Louis, 12/27/75
(Rams 35, St. Louis 23)
- 58 @ Washington, 1/1/84
(Washington 51, Rams 7)

FIRST DOWNS

Most First Downs

- 26 vs. St. Louis, 12/27/75
- 26 @ N.Y. Giants, 1/7/90
- 25 vs. Minnesota, 12/31/78

Most First Downs, Opponent

- 29 @ Dallas, 12/28/80
- 29 @ San Francisco, 1/14/90
- 24 vs. Dallas, 1/4/76
- 24 @ Dallas, 12/26/83

Most First Downs, Both Teams

- 48 vs. St. Louis, 12/27/75
- 46 @ N.Y. Giants, 1/7/90

Fewest First Downs

- 7 vs. Philadelphia, 12/18/49
- 9 vs. Dallas, 1/4/76
- 9 @ Chicago, 1/12/86
- 9 @ San Francisco, 1/14/90

Fewest First Downs, Opponent

- 7 @ Tampa Bay, 1/6/80
- 8 vs. Washington, 12/16/45

Fewest First Downs, Both Teams

- 22 vs. Washington, 12/16/45
(Rams 14, Washington 8)
- 22 @ Chicago, 1/12/86
(Chicago 13, Rams 9)

Most First Downs, Rushing

- 14 vs. St. Louis, 12/27/75
- 14 @ Minnesota, 12/26/76
- 13 vs. Minnesota, 12/31/78
- 13 @ Tampa Bay, 1/6/80

Most First Downs, Rushing, Opponent

- 19 @ Dallas, 12/28/80
- 12 vs. Philadelphia, 12/18/49
- 12 vs. Chicago, 12/17/50
- 12 @ San Francisco, 1/14/90

Fewest First Downs, Rushing

- 0 vs. Philadelphia, 12/18/49
- 0 @ San Francisco, 1/14/90
- 1 vs. Dallas, 1/4/76

Fewest First Downs, Rushing, Opponent

- 2 vs. Minnesota, 12/31/78
- 3 vs. Washington, 12/16/45
- 3 vs. Dallas, 1/4/86

Most First Downs, Passing

- 18 @ Philadelphia, 12/31/89
- 15 @ Minnesota, 12/26/88

Most First Downs, Passing, Opponent

- 20 @ Dallas, 12/26/83
- 16 vs. Cleveland, 12/23/51
- 16 vs. St. Louis, 12/27/75
- 16 @ San Francisco, 1/14/90

Fewest First Downs, Passing

- 3 @ Dallas, 1/4/86
- 3 @ Chicago, 1/12/86

Fewest First Downs, Passing, Opponent

- 3 @ Tampa Bay, 1/6/80
- 4 vs. Washington, 12/16/45
- 4 vs. Philadelphia, 12/18/49

Most First Downs, Penalty

- 3 @ Dallas, 12/19/76
- 3 @ Dallas, 12/26/83

Most First Downs, Penalty, Opponent

- 3 vs. N.Y. Giants, 12/23/84
- 2 @ Minnesota, 12/29/74
- 2 @ Dallas, 1/7/79

NET YARDS GAINED RUSHING AND PASSING

Most Yards Gained

- 448 @ N.Y. Giants, 1/7/90
- 440 vs. St. Louis, 12/27/75
- 418 @ Cleveland, 12/24/50

Most Yards Gained, Opponent

- 528 @ Dallas, 12/28/80
- 445 @ Washington, 1/1/84
- 442 @ San Francisco, 1/14/90

Most Yards Gained, Both Teams

- 832 @ Cleveland, 12/24/50
(Rams 418, Cleveland 414)
- 803 vs. St. Louis, 12/27/75
(Rams 440, St. Louis 363)
- 793 vs. Chicago, 12/17/50
(Chicago 422, Rams 371)

Fewest Yards Gained

- 118 vs. Dallas, 1/4/76
- 119 vs. Philadelphia, 12/18/49

- 130 @ Chicago, 1/12/86
- Fewest Yards Gained, Opponent**
- 181 @ Tampa Bay, 1/6/80
- 189 vs. Minnesota, 12/26/77
- 192 vs. N.Y. Giants
- Fewest Yards Gained, Both Teams**
- 362 @ Chicago, 1/12/86
(Chicago 232, Rams 130)
- 406 vs. N.Y. Giants, 12/23/84
(Giants 214, Rams 192)
- 456 vs. Minnesota, 12/26/77
(Rams 267, Minnesota 189)

RUSHING

ATTEMPTS

- Most Rushing Attempts**
- 53 @ Tampa Bay, 1/6/80
- 50 vs. St. Louis, 12/27/75
- 49 @ Dallas, 12/19/76
- Most Rushing Attempts, Opponent**
- 61 vs. Philadelphia, 12/18/49
- 50 vs. Dallas, 1/4/76
- 49 vs. Minnesota, 12/26/77
- Fewest Rushing Attempts**
- 10 @ San Francisco, 1/14/90
- 16 vs. Dallas, 1/4/76
- 16 @ Washington, 1/1/84
- Fewest Rushing Attempts, Opponent**
- 16 vs. Minnesota, 12/31/78
- 18 vs. Dallas, 1/4/86
- 20 @ Dallas, 12/26/83

YARDS

- Most Yards Gained Rushing**
- 269 vs. Dallas, 1/4/86
- 237 vs. St. Louis, 12/27/75
- 216 @ Tampa Bay, 1/6/80
- Most Yards Gained Rushing, Opponents**
- 338 @ Dallas, 12/28/80
- 274 vs. Philadelphia, 12/18/49
- 229 vs. Chicago, 12/17/50
- Most Yards Gained Rushing, Both Teams**
- 430 @ Dallas, 12/28/80
(Dallas 338, Rams 92)
- 351 @ Minnesota, 12/26/76
(Rams 193, Minnesota 158)
- 336 @ Washington, 12/28/86
(Rams 198, Washington 138)
- Fewest Yards Gained Rushing**
- 21 vs. Philadelphia, 12/18/49
- 22 vs. Dallas, 1/4/76
- 26 @ San Francisco, 1/14/90
- Fewest Yards Gained Rushing, Opponent**
- 35 vs. Washington, 12/16/45
- 36 vs. Minnesota, 12/31/78
- 40 vs. N.Y. Giants, 12/23/84
- Fewest Yards Gained Rushing, Both Teams**
- 147 vs. N.Y. Giants, 12/23/84
(Rams 107, Giants 40)
- 157 @ Dallas, 12/26/83
(Rams 94, Dallas 63)
- 173 vs. Cleveland, 12/23/51
(Rams 81, Cleveland 92)

PASSING

ATTEMPTS

- Most Passes Attempted**
- 45 @ Minnesota, 12/26/88
- 44 @ N.Y. Giants, 1/7/90

- 43 @ Washington, 1/1/84
- Most Passes Attempted, Opponent**
- 53 @ Dallas, 12/26/83
- 43 vs. Dallas, 1/4/86
- 41 vs. Cleveland, 12/31/51
- 41 vs. St. Louis, 12/27/75
- Most Passes Attempted, Both Teams**
- 84 @ Dallas, 12/26/83
(Dallas 53, Rams 31)
- 74 @ N.Y. Giants, 1/7/90
(Rams 44, Giants 30)
- 73 @ Minnesota, 12/26/88
(Rams 45, Minnesota 28)
- 73 @ Philadelphia, 12/31/89
(Philadelphia 40, Rams 33)
- Fewest Passes Attempted**
- 15 vs. N.Y. Giants, 12/23/84
- 18 @ Washington, 12/28/86
- 21 @ Dallas, 12/30/79
- Fewest Passes Attempted, Opponent**
- 9 vs. Philadelphia, 12/18/49
- 10 vs. Minnesota, 12/26/77
- 16 @ Dallas, 12/23/73
- Fewest Passes Attempted, Both Teams**
- 36 vs. Philadelphia, 12/18/49
(Rams 27, Philadelphia 9)
- 40 @ Dallas, 12/23/73
(Rams 24, Dallas 16)
- 42 vs. Minnesota, 12/26/77
(Rams 32, Vikings 10)

COMPLETIONS

- Most Passes Completed**
- 25 @ N.Y. Giants, 1/7/90
- 22 @ Minnesota, 12/27/69
- 20 @ Washington, 1/1/84
- Most Passes Completed, Opponent**
- 32 @ Dallas, 12/26/83
- 27 @ San Francisco, 1/14/90
- 24 vs. Dallas, 1/4/86
- 24 @ Philadelphia, 12/31/89
- Most Passes Completed, Both Teams**
- 48 @ Dallas, 12/26/83
(Dallas 32, Rams 16)
- 42 @ Philadelphia, 12/31/89
(Philadelphia 24, Rams 18)
- 40 @ Cleveland, 12/24/50
(Cleveland 22, Rams 18)
- 40 @ Washington, 1/1/84
(Rams 20, Washington 20)
- Fewest Passes Completed**
- 6 vs. Dallas, 1/4/86
- 7 @ Dallas, 12/23/73
- 9 3 times, last @ Washington, 12/28/86
- Fewest Passes Completed, Opponent**
- 5 vs. Philadelphia, 12/18/49
- 5 vs. Minnesota, 12/26/77
- 5 @ Tampa Bay, 1/6/80
- Fewest Passes Completed, Both Teams**
- 15 vs. Philadelphia, 12/18/49
(Rams 10, Philadelphia 5)
- 15 @ Dallas, 12/23/73
(Dallas 8, Rams 7)
- 17 @ Tampa Bay, 1/6/80
(Rams 12, Tampa Bay 5)
- YARDS**
- Most Yards Gained, Passing**
- 312 @ Cleveland, 12/24/50
- 302 @ N.Y. Giants, 1/7/90
- 297 vs. Chicago, 12/17/50

Most Yards Gained, Passing, Opponent

- 315 @ Washington, 1/1/84
- 309 vs. Pittsburgh, 1/20/80
- 300 @ Dallas, 12/26/83

Most Yards Gained, Passing, Both Teams

- 610 @ Cleveland, 12/24/50
(Rams 312, Cleveland 298)
- 533 vs. Cleveland, 12/23/51
(Cleveland 280, Rams 253)
- 503 vs. Pittsburgh, 1/20/80
(Pittsburgh 309, Rams 194)

Fewest Yards Gained, Passing

- 47 vs. Dallas, 1/4/86
- 66 @ Chicago, 1/12/86
- 96 vs. Dallas, 1/4/76

Fewest Yards Gained, Passing, Opponent

- 42 vs. Minnesota, 12/26/77
- 68 vs. Philadelphia, 12/18/49
- 85 @ Tampa Bay, 1/6/80

Fewest Yards Gained, Passing, Both Teams

- 163 vs. Minnesota, 12/26/77
(Rams 118, Minnesota 49)
- 166 vs. Philadelphia, 12/18/49
(Rams 98, Philadelphia 68)
- 185 @ Chicago, 1/12/86
(Chicago 144, Rams 41)

SACKS**TOTAL SACKS****Most Sacks**

- 7 @ Dallas, 12/23/73
- 5 vs. Chicago Bears, 12/17/50
- 5 vs. Dallas, 1/4/86
- 5 @ Minnesota, 12/26/88

Most Sacks, Opponent

- 5 @ Green Bay, 12/23/67
- 5 @ Dallas, 12/23/73
- 5 vs. Dallas, 1/4/76

SACK YARDAGE**Most Sack Yardage**

- 52 vs. Chicago, 12/17/50
- 47 vs. Cleveland, 12/23/51
- 44 @ Dallas, 12/23/73

Most Sack Yardage, Opponent

- 51 vs. Dallas, 1/4/76
- 44 @ Green Bay, 12/23/67
- 42 vs. Pittsburgh, 1/20/80

INTERCEPTIONS**TOTAL INTERCEPTIONS****Most Interceptions**

- 3 7 times, last vs. Dallas, 1/4/86

Most Interceptions, Opponent

- 7 vs. Cleveland, 12/26/55
- 5 @ Cleveland, 12/24/50
- 5 vs. Dallas, 1/7/79

YARDS**Most Yards**

- 130 vs. St. Louis, 12/27/75
- 111 @ Dallas, 12/26/83
- 66 vs. Dallas, 1/4/86

Most Yards, Opponent

- 123 vs. Dallas, 1/7/79
- 103 vs. Cleveland, 12/26/55
- 72 @ Washington, 1/1/84

PUNTING**TOTAL PUNTS****Most Punts**

- 11 @ Chicago, 1/12/86
- 10 vs. Chicago, 12/17/50
- 9 vs. Philadelphia, 12/18/49
- 9 @ Dallas, 12/19/76

Most Punts, Opponent

- 9 @ Philadelphia, 12/31/89
- 8 5 times, last @ Tampa Bay, 1/6/80

Fewest Punts

- 3 @ Minnesota, 12/27/69
- 4 4 times, last @ N.Y. Giants, 1/7/90

Fewest Punts, Opponent

- 2 vs. Pittsburgh, 1/20/80
- 2 @ Dallas, 12/28/80
- 2 @ San Francisco, 1/14/90

AVERAGE YARDAGE**Highest Average Distance (4 punts)**

- 50.8 @ Cleveland, 12/24/50
- 48.2 @ Minnesota, 12/26/88
- 45.0 vs. Cleveland, 12/26/55

Highest Average Distance, Opponent (4 punts)

- 46.9 vs. Dallas, 1/4/86
- 46.7 @ Dallas, 12/23/73
- 44.0 vs. Chicago, 12/24/50

PUNT RETURNS**TOTAL RETURNS****Most Punt Returns**

- 7 @ Minnesota, 12/26/76
- 6 vs. Minnesota, 12/31/78
- 6 @ Tampa Bay, 1/6/80

Most Punt Returns, Opponent

- 7 vs. Chicago, 12/24/50
- 5 @ Dallas, 12/28/80
- 4 5 times, last vs. Pittsburgh, 1/20/80

YARDS GAINED**Most Yards, Punt Returns**

- 82 vs. Minnesota, 12/31/78
- 76 @ Detroit, 12/21/52
- 67 @ Tampa Bay, 1/6/80

Most Yards, Punt Returns, Opponent

- 82 vs. Chicago, 12/24/50
- 81 @ Dallas, 12/28/80
- 64 @ Dallas, 12/19/76

KICKOFF RETURNS**TOTAL RETURNS****Most Kickoff Returns**

- 10 @ Washington, 1/1/84
- 8 vs. Dallas, 1/4/76
- 7 vs. Cleveland, 12/26/55

Most Kickoff Returns, Opponent

- 6 @ Minnesota, 12/27/67
- 6 vs. St. Louis, 12/27/75
- 6 vs. Minnesota, 12/31/78

YARDS GAINED**Most Yards, Kickoff Returns**

- 215 vs. Cleveland, 12/26/55
- 167 vs. Dallas, 1/4/76

155 @ Dallas, 12/23/73

Most Yards, Kickoff Returns, Opponent

188 vs. St. Louis, 12/27/75

162 vs. Pittsburgh, 1/20/80

132 vs. Cleveland, 12/23/51

FUMBLES

TOTAL FUMBLES

Most Fumbles

5 vs. St. Louis, 12/27/75

4 @ Minnesota, 12/26/76

4 @ Chicago, 1/12/86

4 @ Washington, 12/28/86

Most Fumbles, Opponent

6 @ Philadelphia, 12/31/89

5 @ Minnesota, 12/29/79

4 vs. Cleveland, 12/23/51

FUMBLES LOST

Most Fumbles Lost

4 @ Washington, 12/28/86

3 @ Minnesota, 12/29/74

3 vs. St. Louis, 12/27/75

Most Fumbles Lost, Opponent

3 @ Green Bay, 12/23/67

3 vs. Dallas, 1/4/86

PENALTIES

TOTAL PENALTIES

Most Penalties

10 vs. N.Y. Giants, 12/23/84

10 @ Minnesota, 12/26/88

8 3 times, last @ Washington, 12/28/86

Most Penalties, Opponent

11 @ Dallas, 12/28/80

10 vs. Dallas, 1/7/79

7 3 times, last @ Dallas, 12/30/79

Fewest Penalties

1 @ Philadelphia, 12/31/89

1 @ San Francisco, 1/14/90

2 vs. Pittsburgh, 1/20/80

Fewest Penalties, Opponent

2 vs. Minnesota, 12/31/78

2 @ Minnesota, 12/29/79

YARDS PENALIZED

Most Yards Penalized

94 @ Dallas, 12/19/76

78 @ Washington, 12/28/86

75 vs. N.Y. Giants, 12/23/84

Most Yards Penalized, Opponent

85 vs. Dallas, 1/7/79

81 vs. N.Y. Giants, 12/23/84

79 @ Dallas, 12/28/80

Fewest Yards Penalized

5 @ Philadelphia, 12/31/89

10 @ San Francisco, 1/14/90

26 vs. Pittsburgh, 1/20/80

Fewest Yards Penalized, Opponent

12 vs. Minnesota, 12/31/78

20 @ Minnesota, 12/29/79

34 @ Dallas, 12/19/76

WHEN WAS A TIE NOT A TIE?

Since the inception of the National Football League in 1920, games that were tied after the fourth quarter ended in ties. In addition, tied games were not figured into the overall winning percentage. For example, in 1960 the St. Louis Cardinals posted a 6-5-1 record. However, their winning percentage was computed based on 11 games, not 12.

On May 24, 1972, the NFL changed the method of determining won-loss percentage. Tied games, previously not counted in standings, were made equal to a half game won and a half game lost.

In 1974, the NFL adopted its current method of sudden-death overtime, where the first team that scores, wins. If the score is tied after the 15-minute extra period, the game ends in a tie.

The Rams have played only one game that ended in a tie since the overtime rule has been in effect. The Rams played the Minnesota Vikings to a 10-10 tie September 19, 1976, in Minneapolis. The current streak of 338 games without a tie is the 12th-longest in the NFL. The New England Patriots, the Rams' Dec. 13 opponent, has the longest current streak at 461 games without a tie.

RAMS BIG DAYS / PLAYOFFS



RUSHING

248	Eric Dickerson vs. Dallas,	Jan. 4, 1986	(34 carries)
202	Lawrence McCutcheon vs. St. Louis,	Dec. 27, 1975	(37 carries)
158	Eric Dickerson @ Washington,	Dec. 28, 1986	(26 carries)
128	Lawrence McCutcheon @ Minnesota,	Dec. 26, 1976	(26 carries)
124	Greg Bell @ Minnesota,	Dec. 26, 1988	(27 carries)
107	Eric Dickerson vs. N.Y. Giants,	Dec. 23, 1984	(23 carries)
106	Cullen Bryant @ Tampa Bay,	Jan. 6, 1980	(18 carries)
102	Lawrence McCutcheon vs. Minnesota,	Dec. 26, 1977	(16 carries)
101	Jim Gillette vs. Washington,	Dec. 16, 1945	(17 carries)
100	Cullen Bryant vs. Minnesota,	Dec. 31, 1978	(27 carries)

PASSING

315	Jim Everett @ N.Y. Giants,	Jan. 7, 1990	(25 of 44)
312	Bob Waterfield @ Cleveland,	Dec. 24, 1950	(18 of 31)

RECEIVING

198	Tom Fears vs. Chicago,	Dec. 17, 1950	(7 receptions)
139	Tom Fears vs. Cleveland,	Dec. 23, 1951	(3 receptions)
139	Harold Jackson @ Minnesota,	Dec. 29, 1974	(3 receptions)
136	Tom Fears @ Cleveland,	Dec. 24, 1950	(9 receptions)
125	Jim Benton vs. Washington,	Dec. 16, 1945	(9 receptions)
125	Henry Ellard @ N.Y. Giants,	Dec. 7, 1990	(8 receptions)
117	Preston Dennard @ Dallas,	Dec. 28, 1980	(6 receptions)
116	Skeet Quinlan vs. Cleveland,	Dec. 26, 1955	(5 receptions)
116	Harold Jackson @ Dallas,	Dec. 19, 1976	(6 receptions)
108	Ron Jessie vs. Minnesota,	Dec. 31, 1978	(6 receptions)

CAREER 100-YARD RUSHING PLAYOFF GAMES

No.	Player	Team	
		W	L
3	Eric Dickerson	1	2
3	Lawrence McCutcheon	1	2
2	Cullen Bryant	2	0
1	Greg Bell	0	1
1	Jim Gillette	1	0

CAREER 300 YARD PASSING GAMES

No.	Player	Team	
		W	L
1	Jim Everett	1	0
1	Bob Waterfield	1	0

CAREER 100 YARD RECEIVING GAMES

No.	Player	Team	
		W	L
3	Tom Fears	2	1
2	Harold Jackson	1	1
1	Jim Benton	1	0
1	Preston Dennard	0	1
1	Henry Ellard	1	0
1	Skeet Quinlan	0	1

RAMS LONGEST PLAYS/PLAYOFFS

LONG RUNS FROM SCRIMMAGE

65	Eric Dickerson @ Washington,	Dec. 28, 1986
55	Eric Dickerson vs. Dallas,	Jan. 4, 1986 (TD)
54	Greg Bell, @ Philadelphia,	Dec. 31, 1989
47	Skeet Quinlan @ Detroit,	Dec. 21, 1952
39	Wendell Tyler vs. Pittsburgh,	Jan. 20, 1980
35	Wendell Tyler vs. Dallas,	Dec. 30, 1979
27	Lawrence McCutcheon vs. Minnesota,	Dec. 26, 1977

LONG PASSES

82	Bob Waterfield to Glenn Davis @ Cleveland,	Dec. 24, 1950 (TD)
73	Norm Van Brocklin to Tom Fears vs. Cleveland,	Dec. 23, 1951 (TD)
73	James Harris to Harold Jackson @ Minnesota,	Dec. 29, 1974 (TD)
68	Bob Waterfield to Tom Fears vs. Chicago,	Dec. 17, 1950 (TD)
67	Norm Van Brocklin to Skeet Quinlan vs. Cleveland,	Dec. 26, 1955
66	Ron Jaworski to Harold Jackson vs. St. Louis,	Dec. 29, 1975 (TD)
65	Vince Ferragamo to Willie Miller @ Dallas,	Jan. 7, 1979

LONG PUNT RETURNS

57	V.T. Smith @ Detroit,	Dec. 21, 1952 (TD)
37	Eddie Brown @ Tampa Bay,	Jan. 6, 1980
32	Clifford Hicks @ Minnesota,	Dec. 26, 1988
30	Jim Bertelsen @ Dallas,	Dec. 23, 1973

LONG KICKOFF RETURNS

46	Robert Delpino @ San Francisco,	Jan. 14, 1990
43	Woodley Lewis vs. Cleveland,	Dec. 26, 1955
41	Cullen Bryant @ Dallas,	Dec. 23, 1973
38	Ron Brown @ N.Y. Giants,	Jan. 7, 1990
37	Henry Ellard @ Washington,	Jan. 1, 1984

LONG INTERCEPTION RETURNS

94	LeRoy Irvin @ Philadelphia,	Dec. 31, 1989
65	Bill Simpson vs. St. Louis,	Dec. 27, 1975 (TD)
59	Isiah Robertson @ Dallas,	Dec. 23, 1973 (TD)
47	Jack Youngblood vs. St. Louis,	Dec. 27, 1975 (TD)

LONG FUMBLE RETURNS

22	Andy Robustelli vs. Cleveland,	Dec. 23, 1951
10	Jack Youngblood @ Minnesota,	Dec. 26, 1976
9	Fred Dryer vs. St. Louis,	Dec. 27, 1975



HISTORY





COACHING HISTORY

(Including Playoff Games)

COACH	YEARS	WON	LOST	TIED	PCT.	RAMS	OPP.
						PTS.	PTS.
HUGH BEZDEK	1937-38	1	13	0	.071	111	277
ART LEWIS	1938	4	4	0	.500	95	145
EARL (DUTCH) CLARK	1939-42	16	26	2	.381	632	806
ALDO (BUFF) DONELLI	1944	4	6	0	.400	188	224
ADAM WALSH	1945-46	16	5	1	.762	521	393
BOB SNYDER	1947	6	6	0	.500	259	214
CLARK SHAUGHNESSY	1948-49	14	8	3	.636	687	508
JOE STYDAHAR	1950-51	19	9	0	.679	854	570
HAMPTON POOL	1952-54	23	11	2	.676	1,029	755
SID GILLMAN	1955-59	28	32	1	.467	1,444	1,409
BOB WATERFIELD	1960-62	9	24	1	.273	664	811
HARLAND SVARE	1962-65	14	31	3	.323	846	1,167
GEORGE ALLEN	1966-70	49	19	4	.721	1,644	1,053
TOMMY PROTHRO	1971-72	14	12	2	.537	604	546
CHUCK KNOX	1973-77	57	20	1	.737	1,616	830
RAY MALAVASI	1978-82	43	36	0	.548	1,566	1,444
JOHN ROBINSON	1983-91	79	74	0	.556	3,216	3,209
CHUCK KNOX	1992-94	15	33	0	.313	820	1,115
RICH BROOKS	1995-96	13	19	0	.406	595	710
DICK VERMEIL	1997-	5	11	0	.313	299	359
TOTAL	1937-97	429	399	20	.518	17,690	16,545



Vermeil was a Rams assistant in 1969 and 1971-73.

RAMS' 61-YEAR REVIEW



1997 RESULTS (5-11)

Fifth, NFC West
Dick Vermeil, Coach

USUAL STARTING LINEUP

Offense		Defense	
WR 88	Eddie Kennison (9)	DE 93	Kevin Carter (16)
LT 76	Orlando Pace (9)	DT 79	Bill Johnson (16)
LG 64	John Gerak (16)	DT 75	D'Marco Farr (16)
C 60	Mike Gruttadauria (14)	DE 91	Leslie O'Neal (14)
RG 72	Zach Wiegert (15)	LB 52	Mike Jones (16)
RT 70	Wayne Gandy (9)	LB 55	Robert Jones (15)
TE 84	Ernie Conwell (16)	LB 58	Roman Phifer (15)
WR 80	Isaac Bruce (12)	CB 41	Todd Lyght (16)
QB 12	Tony Banks (16)	CB 47	Ryan McNeil (16)
FB 34	Craig Heyward (12)	FS 35	Keith Lyle (16)
RB 21	Lawrence Phillips (9)	SS 32	Toby Wright (11)

1996 RESULTS (6-10)

Third, NFC West
Rich Brooks, Coach

USUAL STARTING LINEUP

Offense		Defense	
WR 88	Eddie Kennison (14)	DE 93	Kevin Carter (16)
LT 70	Wayne Gandy (16)	DT 98	Jimmie Jones (14)
LG 79	Leo Goeas (13)	DT 75	D'Marco Farr (16)
C 61	Bern Brostek (16)	DE 91	Leslie O'Neal (16)
RG 67	Dwayne White (16)	LB 51	Carlos Jenkins (9)
RT 72	Zach Wiegert (16)	LB 55	Robert Jones (13)
TE 84	Ernie Conwell (8)	LB 58	Roman Phifer (15)
WR 80	Isaac Bruce (16)	CB 41	Todd Lyght (16)
QB 12	Tony Banks (13)	CB 27	Anthony Parker (15)
RB 34	Derrick Harris (12)	FS 35	Keith Lyle (16)
RB 21	Lawrence Phillips (11)	SS 32	Toby Wright (12)

1995 RESULTS (7-9)

Third, NFC West
Rich Brooks, Coach

USUAL STARTING LINEUP

Offense		Defense	
WR 86	Jessie Hester (7)	DE 93	Kevin Carter (16)
WR 89	Alexander Wright (6)		
LT 70	Wayne Gandy (16)	DT 98	Jimmie Jones (16)
LG 79	Leo Goeas (14)	DT 75	D'Marco Farr (16)
C 61	Bern Brostek (16)	DE 90	Sean Gilbert (16)
RG 67	Dwayne White (15)	LB 51	Carlos Jenkins (13)
RT 77	Darryl Ashmore (15)	LB 56	Shane Conlan (11)
TE 84	Troy Drayton (16)	LB 58	Roman Phifer (16)
WR 80	Isaac Bruce (16)	CB 41	Todd Lyght (16)
QB 12	Chris Miller (13)	CB 27	Anthony Parker (16)
HB 47	Mary Cook (9)	FS 35	Keith Lyle (16)
RB 36	Jerome Bettis (13)	SS 32	Toby Wright (16)

1994 RESULTS (4-12)

Fourth, NFC West
Chuck Knox, Coach

USUAL STARTING LINEUP

Offense		Defense	
WR 83	Willie Anderson (16)	DE 76	Robert Young (16)
LT 72	Clarence Jones (16)	DT 98	Jimmie Jones (14)
LG 66	Tom Newberry (8)	DT 90	Sean Gilbert (14)
C 61	Bern Brostek (10)	DE 60	Fred Stokes (15)
RG 79	Leo Goeas (13)	LB 52	Joe Kelly (15)
RT 70	Wayne Gandy (9)	LB 56	Shane Conlan (15)
TE 84	Troy Drayton (16)	LB 58	Roman Phifer (15)
WR 86	Jessie Hester (15)	CB 41	Todd Lyght (16)
QB 12	Chris Miller (10)	CB 20	Darryl Henley (13)
RB 30	Howard Griffith (10)	FS 26	Anthony Newman (14)
RB 36	Jerome Bettis (16)	SS 22	Marquez Pope (14)

Date	Opponent	Att.	W-L	Score
8/31	New Orleans	64,575	W	38-24
9/7	San Francisco	64,630	L	12-15
9/14	@Denver	74,338	L	14-35
9/21	N.Y. Giants	64,642	W	13-3
9/28	@Oakland	42,506	L	17-35
10/12	@ San Francisco	63,825	L	10-30
10/19	Seattle	64,819	L	9-17
10/26	Kansas City	64,864	L	20-28
11/2	@ Atlanta	36,583	L	31-34
11/9	@ Green Bay	60,093	L	7-17
11/16	Atlanta	64,299	L	21-27
11/23	Carolina	64,609	L	10-16
11/30	@Washington	74,772	W	23-20
12/7	@ New Orleans	54,803	W	34-27
12/14	Chicago	65,030	L	10-13
12/20	@ Carolina	58,101	W	30-18

Date	Opponent	Att.	W-L	Score
9/1	Cincinnati	62,659	W	26-16
9/8	@ San Francisco	63,624	L	0-34
9/22	Washington	62,303	L	10-17
9/29	@ Arizona	33,116	L, OT	28-31
10/6	San Francisco	61,260	L	11-28
10/13	@ Carolina	70,535	L	13-45
10/20	Jacksonville	60,066	W	17-14
10/27	@ Baltimore	60,256	L, OT	37-31
11/3	@ Pittsburgh	58,148	L	6-42
11/10	Atlanta	58,776	W	59-16
11/17	Carolina	60,652	L	10-20
11/24	Green Bay	61,499	L	9-24
12/1	@ New Orleans	26,310	W	26-10
12/8	@ Chicago	66,944	L	9-35
12/15	@ Atlanta	26,519	W	34-27
12/21	New Orleans	57,681	W	14-13

Date	Opponent	Att.	W-L	Score
9/3	@ Green Bay	60,104	W	17-14
9/10	New Orleans	59,335	W	17-13
9/17	@ Carolina	54,060	W	31-10
9/24	Chicago	56,679	W	34-28
10/1	@ Indianapolis	58,616	L	18-21
10/12	Atlanta	59,700	W	21-19
10/22	San Francisco	59,915	L	10-44
10/29	@ Philadelphia	62,172	L	9-20
11/6	@ New Orleans	43,120	L	10-19
11/12	Carolina	65,598	W	28-17
11/19	@ Atlanta	46,309	L	6-31
11/26	@ San Francisco	70,031	L	13-41
12/3	@ New York Jets	52,023	W	23-20
12/10	Buffalo	64,623	L	27-45
12/17	Washington	63,760	L	23-35
12/24	Miami	63,876	L	22-41

Date	Opponent	Att.	W-L	Score
9/4	Arizona	32,969	W	14-12
9/11	@ Atlanta	55,378	L	13-31
9/18	San Francisco	56,479	L	19-34
9/25	@ Kansas City	78,184	W	16-0
10/2	Atlanta	34,599	L	5-8
10/9	@ Green Bay	58,911	L	17-24
10/16	New York Giants	40,474	W	17-10
10/23	@ New Orleans	47,908	L	34-37
11/6	Denver	48,103	W	27-21
11/13	L.A. Raiders	65,208	L	17-20
11/20	@ San Francisco	62,774	L	27-31
11/27	@ San Diego	59,579	L	17-31
12/4	New Orleans	34,960	L	15-31
12/11	@ Tampa Bay	34,150	L	14-24
12/18	@ Chicago	56,276	L	13-27
12/24	Washington	25,705	L	21-24

1993 RESULTS (5-11)

Fourth, NFC West
Chuck Knox, Coach

USUAL STARTING LINEUP

Offense

WR 80 Henry Ellard (16)
LT 75 Irv Eatman (16)
LG 66 Tom Newberry (9)
C 61 Bern Brostek (16)
RG 79 Leo Goetas (16)
RT 78 Jackie Slater (8)
TE 88 Pat Carter (10)
WR 83 Willie Anderson (15)
QB 11 Jim Everett (9)
12 T.J. Rubley (7)
FB 34 Tim Lester (14)
RB 36 Jerome Bettis (12)

Defense

DE 60 Fred Stokes (15)
DT 90 Sean Gilbert (16)
DT 96 Marc Boutte (16)
DE 91 Tony Woods (8)
LB 58 Roman Phifer (16)
LB 56 Shane Conlan (11)
LB 59 Henry Rolling (9)
CB 31 Steve Israel (10)
CB 41 Todd Lyght (9)
FS 23 Michael Stewart (14)
SS 26 Anthony Newman (16)

Date	Opponent	Att.	W-L	Score
9/5	@ Green Bay	54,648	L	6-36
9/12	Pittsburgh	50,588	W	27-0
9/19	@ N.Y. Giants	76,213	L	10-20
9/26	@ Houston	53,072	W	28-13
10/3	New Orleans	50,709	L	6-37
10/14	@ Atlanta	45,231	L	24-30
10/24	Detroit	43,850	L	13-16
10/31	@ San Francisco	63,417	L	17-40
11/14	Atlanta	37,073	L	0-13
11/21	Washington	45,546	W	10-6
11/28	San Francisco	62,143	L	10-35
12/5	@ Phoenix	33,964	L	10-38
12/12	@ New Orleans	69,033	W	23-20
12/19	@ Cincinnati	36,612	L	3-15
12/26	Cleveland	34,155	L	14-42
1/2/94	Chicago	39,147	W	20-6

1992 RESULTS (6-10)

Fourth, NFC West
Chuck Knox, Coach

USUAL STARTING LINEUP

Offense

WR 80 Henry Ellard (15)
LT 64 Gerald Perry (16)
LG 66 Tom Newberry (16)
C 61 Bern Brostek (16)
RG 71 Joe Milinichik (16)
RT 78 Jackie Slater (16)
TE 88 Pat Carter (16)
WR 83 Willie Anderson (9)
QB 11 Jim Everett (16)
RB 38 David Lang (11)
RB 43 Cleveland Gary (16)

Defense

DE 97 Gerald Robinson (16)
DT 90 Sean Gilbert (16)
DT 96 Marc Boutte (15)
DE 70 Bill Hawkins (7)
LB 58 Roman Phifer (14)
LB 52 Larry Kelm (14)
LB 91 Kevin Greene (16)
CB 20 Darryl Henley (16)
CB 41 Todd Lyght (12)
FS 37 Pat Terrell (11)
SS 26 Anthony Newman (16)

Date	Opponent	Att.	W-L	Score
9/6	@ Buffalo	79,001	L	7-40
9/13	New England	40,402	W	14-0
9/20	@ Miami	55,945	L	10-26
9/27	New York Jets	42,005	W	18-10
10/4	@ San Francisco	63,071	L	24-27
10/11	@ New Orleans	68,591	L	10-13
10/18	New York Giants	53,541	W	38-17
11/1	@ Atlanta	62,168	L	28-30
11/8	Phoenix	40,788	L	14-20
11/15	@ Dallas	63,690	W	27-23
11/22	San Francisco	65,858	L	10-27
11/29	Minnesota	54,831	L	17-31
12/6	@ Tampa Bay	38,387	W	31-27
12/13	New Orleans	47,355	L	14-37
12/20	@ Green Bay	57,796	L	13-28
12/27	Atlanta	37,706	W	38-27

1991 RESULTS (3-13)

Fourth, NFC West
John Robinson, Coach

USUAL STARTING LINEUP

Offense

WR 80 Henry Ellard (16)
LT 64 Gerald Perry (9)
LG 66 Tom Newberry (16)
C 56 Doug Smith (8)
RG 67 Duval Love (13)
RT 78 Jackie Slater (13)
TE 86 Damone Johnson (6)
WR 83 Willie Anderson (9)
QB 11 Jim Everett (16)
FB 39 Robert Delpino (15)
RB 24 Buford McGee (8)

Defense

DE 77 Karl Wilson (10)
DT 99 Alvin Wright (11)
DT 76 Robert Young (13)
DE 97 Gerald Robinson (4)
LB 53 Fred Strickland (10)
LB 52 Larry Kelm (15)
LB 91 Kevin Greene (6)
CB 20 Darryl Henley (14)
CB 41 Todd Lyght (8)
FS 37 Pat Terrell (16)
SS 23 Michael Stewart (16)

Date	Opponent	Att.	W-L	Score
9/1	Phoenix	47,069	L	14-24
9/8	@ N.Y. Giants	76,541	W	19-13
9/15	@ New Orleans	68,583	L	7-24
9/22	@ San Francisco	63,871	L	10-27
9/29	Green Bay	54,736	W	23-21
10/13	San Diego	47,433	W	30-24
10/20	@ L.A. Raiders	85,102	L	17-20
10/27	@ Atlanta	50,187	L	14-31
11/3	New Orleans	58,713	L	17-24
11/10	Kansas City	52,511	L	20-27
11/17	@ Detroit	60,873	L	10-21
11/25	San Francisco	61,881	L	10-33
12/1	Washington	55,027	L	6-27
12/8	Atlanta	35,315	L	14-31
12/15	@ Minnesota	46,312	L	14-20
12/22	@ Seattle	51,100	L	9-23

1990 RESULTS (5-11)

Third, NFC West
John Robinson, Coach

USUAL STARTING LINEUP

Offense

WR 80 Henry Ellard (15)
LT 75 Irv Pankey (16)
LG 66 Tom Newberry (15)
C 56 Doug Smith (16)
RG 67 Duval Love (16)
RT 78 Jackie Slater (15)
TE 86 Damone Johnson (9)
WR 83 Willie Anderson (10)
QB 11 Jim Everett (16)
FB 24 Buford McGee (15)
RB 43 Cleveland Gary (7)

Defense

DE 93 Doug Reed (16)
NT 99 Alvin Wright (16)
DE 95 Mike Piel (11)
OLB 54 Mike Wilcher (16)
ILB 50 Frank Stams (12)
ILB 52 Larry Kelm (10)
OLB 91 Kevin Greene (15)
CB 25 Jerry Gray (12)
CB 48 Bobby Humphrey (11)
FS 26 Anthony Newman (6)
SS 22 Vince Newsome (16)

Date	Opponent	Att.	W-L	Score
9/9	@ Green Bay	57,685	L	24-36
9/16	@ Tampa Bay	59,705	W	35-14
9/23	Philadelphia	63,644	L	21-27
10/7	Cincinnati	62,619	L	31-34
10/14	@ Chicago	59,383	L	9-38
10/21	Atlanta	54,761	W	44-24
10/29	@ Pittsburgh	56,466	L	10-41
11/4	Houston	52,628	W	17-13
11/11	N.Y. Giants	64,632	L	7-31
11/18	Dallas	58,589	L	21-24
11/25	@ San Francisco	62,633	W	28-17
12/2	@ Cleveland	61,981	W	38-23
12/9	New Orleans	56,864	L	20-24
12/17	San Francisco	65,619	L	10-26
12/23	@ Atlanta	30,021	L	13-20
12/31	@ New Orleans	68,647	L	17-20

1989 RESULTS (11-5)

Second, NFC West

John Robinson, Coach

USUAL STARTING LINEUP

Offense

WR 80 Henry Ellard (12)
 LT 75 Irv Pankey (14)
 LG 66 Tom Newberry (16)
 C 56 Doug Smith (16)
 RG 61 Tony Slaton (15)
 RT 78 Jackie Slater (16)
 TE 86 Damon Johnson (16)
 WR 83 Willie Anderson (13)
 QB 11 Jim Everett (16)
 FB 24 Buford McGee (13)
 RB 42 Greg Bell (14)

Defense

DE 93 Doug Reed (11)
 NT 99 Alvin Wright (16)
 DE 95 Mike Piel (6)
 OLB 54 Mike Wilcher (16)
 ILB 50 Frank Starns (12)
 ILB 58 Mel Owens (10)
 OLB 91 Kevin Greene (16)
 CB 25 Jerry Gray (16)
 CB 47 LeRoy Irvin (13)
 FS 22 Vince Newsome (16)
 SS 23 Michael Stewart (15)

1988 RESULTS (10-6)

Second, NFC West

John Robinson, Coach

USUAL STARTING LINEUP

Offense

WR 80 Henry Ellard (16)
 LT 75 Irv Pankey (16)
 LG 66 Tom Newberry (16)
 C 56 Doug Smith (16)
 RG 67 Duval Love (15)
 RT 78 Jackie Slater (16)
 TE 86 Damon Johnson (16)
 WR 84 Aaron Cox (15)
 QB 11 Jim Everett (16)
 FB 24 Buford McGee (12)
 RB 42 Greg Bell (13)

Defense

DE 93 Doug Reed (16)
 NT 99 Alvin Wright (16)
 DE 98 Shawn Miller (16)
 OLB 54 Mike Wilcher (15)
 ILB 59 Mark Jerue (12)
 ILB 55 Carl Ekern (16)
 OLB 91 Kevin Greene (14)
 CB 25 Jerry Gray (16)
 CB 47 LeRoy Irvin (16)
 FS 20 Johnnie Johnson (16)
 SS 23 Michael Stewart (10)

1987 RESULTS (*6-9)

Third, NFC West

John Robinson, Coach

USUAL STARTING LINEUP

Offense

WR 80 Henry Ellard (12)
 LT 75 Irv Pankey (12)
 LG 66 Tom Newberry (12)
 C 56 Doug Smith (12)
 RG 60 Dennis Harrah (8)
 RT 78 Jackie Slater (12)
 TE 81 David Hill (12)
 WR 89 Ron Brown (11)
 QB 11 Jim Everett (11)
 FB 44 Mike Guman (7)
 RB 33 Charles White (12)

Defense

DE 93 Doug Reed (12)
 NT 69 Greg Meisner (15)
 DE 71 Reggie Doss (9)
 OLB 54 Mike Wilcher (12)
 ILB 50 Jim Collins (15)
 ILB 55 Carl Ekern (11)
 OLB 58 Mel Owens (12)
 CB 25 Jerry Gray (12)
 CB 47 LeRoy Irvin (9)
 FS 21 Nolan Cromwell (8)
 SS 22 Vince Newsome (8)

1986 RESULTS (10-6)

Second, NFC West

John Robinson, Coach

USUAL STARTING LINEUP

Offense

WR 80 Henry Ellard (8)
 LT 75 Irv Pankey (16)
 LG 66 Tom Newberry (14)
 C 56 Doug Smith (16)
 RG 60 Dennis Harrah (16)
 RT 78 Jackie Slater (16)
 TE 81 David Hill (15)
 WR 89 Ron Brown (12)
 QB Bartkowski (6), Dils (5)
 Everett (5)
 FB 30 Barry Redden (13)
 RB 29 Eric Dickerson (16)

Defense

DE 93 Doug Reed (10)
 NT 98 Shawn Miller (16)
 DE 71 Reggie Doss (16)
 OLB 54 Mike Wilcher (16)
 ILB 59 Mark Jerue (16)
 ILB 55 Carl Ekern (13)
 OLB 58 Mel Owens (16)
 CB 25 Jerry Gray (16)
 CB 47 LeRoy Irvin (15)
 FS 22 Vince Newsome (12)
 SS 21 Nolan Cromwell (16)

Date	Opponent	Att.	W-L	Score
9/10	@ Atlanta	38,708	W	31-21
9/17	Indianapolis	63,995	W	31-17
9/24	Green Bay	57,701	W	41-38
10/1	@ San Francisco	64,250	W	13-12
10/8	Atlanta	52,182	W	26-13
10/16	@ Buffalo	76,231	L	20-23
10/22	New Orleans	57,567	L	21-40
10/29	@ Chicago	65,506	L	10-20
11/5	@ Minnesota	59,600	L, OT	21-23
11/12	N.Y. Giants	65,127	W	31-10
11/19	Phoenix	53,176	W	37-14
11/26	@ New Orleans	64,274	W, OT	20-17
12/3	@ Dallas	46,100	W	35-31
12/11	San Francisco	67,959	L	27-30
12/17	N.Y. Jets	53,063	W	38-14
12/24	@ New England	27,940	W	24-20
*12/31	@ Philadelphia	57,869	W	21-7
**1/7	@ N.Y. Giants	76,325	W, OT	19-13
+1/14	@ San Francisco	64,769	L	3-30

* NFC Wild Card game
 ** NFC Divisional Playoffs
 + NFC Championship game

Date	Opponent	Att.	W-L	Score
9/4	@ Green Bay	53,769	W	34-7
9/11	Detroit	46,262	W	17-10
9/18	@ L.A. Raiders	84,870	W	22-17
9/25	@ N.Y. Giants	75,617	W	45-31
10/2	Phoenix	49,830	L	27-45
10/9	@ Atlanta	30,852	W	33-0
10/16	San Francisco	65,450	L	21-24
10/23	Seattle	57,033	W	31-10
10/30	@ New Orleans	68,238	W	12-10
11/6	@ Philadelphia	65,624	L	24-30
11/13	New Orleans	63,305	L	10-14
11/20	San Diego	45,462	L	24-38
11/27	@ Denver	74,141	L	24-35
12/5	Chicago	65,579	W	23-3
12/11	Atlanta	42,828	W	22-7
12/18	@ San Francisco	62,444	W	38-16
*12/26	@ Minnesota	57,666	L	17-28

* NFC Wild Card game

Date	Opponent	Att.	W-L	Score
9/13	@ Houston	33,186	L	16-20
9/20	Minnesota	63,567	L	16-21
10/4	@ New Orleans	29,745	L	10-37
10/11	Pittsburgh	20,218	W	31-21
10/18	@ Atlanta	15,813	L	20-24
10/26	@ Cleveland	76,933	L	17-30
11/1	San Francisco	55,328	L	10-31
11/8	New Orleans	43,379	L	14-31
11/15	@ St. Louis	27,730	W	27-24
11/23	@ Washington	53,614	W	30-26
11/29	Tampa Bay	45,188	W	35-3
12/6	@ Detroit	33,412	W	37-16
12/13	Atlanta	43,310	W	33-0
12/21	Dallas	60,700	L	21-29
12/27	@ San Francisco	57,950	L	0-48

* Strike shortened season

Date	Opponent	Att.	W-L	Score
9/7	@ St. Louis	40,347	W	16-10
9/14	San Francisco	65,195	W	16-13
9/21	@ Indianapolis	59,012	W	24-7
9/28	@ Philadelphia	65,646	L	20-34
10/5	Tampa Bay	50,585	W, OT	26-20
10/12	@ Atlanta	51,662	L	14-26
10/19	Detroit	50,992	W	14-10
10/26	Atlanta	56,993	W	14-7
11/3	@ Chicago	64,877	W	20-17
11/9	@ New Orleans	62,352	L	0-6
11/16	New England	64,339	L	28-30
11/23	New Orleans	58,600	W	26-13
11/30	@ N.Y. Jets	76,891	W	17-3
12/7	Dallas	64,949	W	29-10
12/14	Miami	62,629	L, OT	31-37
12/19	@ San Francisco	60,366	L	14-24
*12/28	@ Washington	54,180	L	7-19

* NFC Wild Card game

1985 RESULTS (11-5)

First, NFC West

John Robinson, Coach

USUAL STARTING LINEUP

Offense		Defense	
WR 80	Henry Ellard (16)	DE 93	Doug Reed (16)
LT 75	Irv Pankey (9)	NT 70	Charles DeJurnett (14)
LG 72	Kent Hill (16)	DE 71	Reggie Doss (15)
C 56	Doug Smith (13)	OLB 54	Mike Wilcher (15)
RG 60	Dennis Harrah (10)	ILB 50	Jim Collins (16)
RT 78	Jackie Slater (16)	ILB 55	Carl Ekern (16)
TE 81	David Hill (16)	OLB 58	Mel Owens (15)
WR 89	Ron Brown (9)	CB 27	Gary Green (16)
QB 15	Dieter Brock (15)	CB 47	LeRoy Irvin (16)
RB 38	Rob Carpenter (8)	FS 20	Johnnie Johnson (15)
RB 29	Eric Dickerson (14)	SS 21	Nolan Cromwell (16)

1984 RESULTS (10-6)

Second, NFC West

John Robinson, Coach

USUAL STARTING LINEUP

Offense		Defense	
WR 80	Henry Ellard (16)	DE 85	Jack Youngblood (15)
LT 62	Bill Bain (16)	NT 69	Greg Meisner (16)
LG 72	Kent Hill (16)	DE 71	Reggie Doss (16)
C 56	Doug Smith (16)	OLB 52	George Andrews (11)
RG 60	Dennis Harrah (16)	ILB 50	Jim Collins (16)
RT 75	Irv Pankey (9)	ILB 55	Carl Ekern (16)
TE 81	David Hill (16)	OLB 58	Mel Owens (16)
WR 87	Drew Hill (16)	CB 27	Gary Green (16)
QB 13	Jeff Kemp (13)	CB 47	LeRoy Irvin (16)
FB 44	Mike Guman (13)	FS 21	Nolan Cromwell (11)
RB 29	Eric Dickerson (16)	SS 26	Eric Harris (7)
			20 Johnnie Johnson (7)

1983 RESULTS (9-7)

Second, NFC West

John Robinson, Coach

USUAL STARTING LINEUP

Offense		Defense	
WR 88	Preston Dennard (13)	DE 85	Jack Youngblood (16)
LT 62	Bill Bain (16)	NT 69	Greg Meisner (10)
LG 72	Kent Hill (16)	DE 71	Reggie Doss (16)
C 56	Doug Smith (14)	OLB 52	George Andrews (16)
RG 60	Dennis Harrah (15)	ILB 50	Jim Collins (13)
RT 78	Jackie Slater (16)	ILB 55	Carl Ekern (16)
TE 86	Mike Barber (16)	OLB 58	Mel Owens (16)
WR 84	George Farmer (16)	CB 27	Gary Green (16)
QB 15	Vince Ferragamo (16)	CB 47	LeRoy Irvin (13)
FB 44	Mike Guman (13)	FS 20	Johnnie Johnson (16)
RB 29	Eric Dickerson (16)	SS 21	Nolan Cromwell (16)

1982 RESULTS (*2-7)

Fourth, NFC West

Ray Malavasi, Coach

USUAL STARTING LINEUP

Offense		Defense	
WR 88	Preston Dennard (9)	DE 85	Jack Youngblood (9)
LT 75	Irv Pankey (9)	DT 79	Mike Fanning (8)
LG 72	Kent Hill (9)	DT 76	Cody Jones (9)
C 56	Doug Smith (9)	DE 71	Reggie Doss (9)
RG 60	Dennis Harrah (9)	LLB 57	Mike Reilly (2)
RT 78	Jackie Slater (9)	MLB 53	Jim Youngblood (7)
TE 86	Mike Barber (9)	RLB 52	George Andrews (9)
WR 82	Willie Miller (9)	CB 27	Pat Thomas (9)
QB 15	Vince Ferragamo (5)	CB 23	Luciano Smith (9)
FB 44	Mike Guman (9)	FS 21	Nolan Cromwell (9)
RB 26	Wendell Tyler (9)	SS 20	Johnnie Johnson (9)

Date	Opponent	Att.	W-L	Score
9/8	Denver	52,522	W	20-16
9/15	@ Philadelphia	60,920	W	17-6
9/23	@ Seattle	63,292	W	35-24
9/29	Atlanta	49,870	W	17-6
10/6	Minnesota	59,269	W	13-10
10/13	@ Tampa Bay	39,607	W	31-27
10/20	@ Kansas City	64,474	W	16-0
10/27	San Francisco	65,939	L	14-28
11/3	New Orleans	49,030	W	28-10
11/10	@ N.Y. Giants	74,663	L	19-24
11/17	@ Atlanta	29,960	L	14-30
11/24	Green Bay	52,710	W	34-17
12/1	@ New Orleans	44,122	L	3-29
12/9	@ San Francisco	60,581	W	27-20
12/15	St. Louis	52,052	W	46-14
12/23	L.A. Raiders	66,676	L	6-16
**1/4	Dallas	66,351	W	20-0
**1/12	@ Chicago	63,522	L	0-24

* NFC Division Playoff
** NFC Championship

Date	Opponent	Att.	W-L	Score
9/3	Dallas	65,403	L	13-20
9/7	Cleveland	43,043	W	20-17
9/16	@ Pittsburgh	58,104	L	14-24
9/23	@ Cincinnati	45,406	W	24-14
9/30	N.Y. Giants	53,417	W	33-12
10/7	Atlanta	47,832	L	28-30
10/14	@ New Orleans	63,161	W	28-10
10/22	@ Atlanta	52,861	W	24-10
10/28	San Francisco	65,481	L	0-33
11/4	@ St. Louis	50,950	W	16-13
11/11	Chicago	62,021	W	29-13
11/18	@ Green Bay	52,031	L	6-31
11/25	@ Tampa Bay	42,242	W	34-33
12/2	New Orleans	49,348	W	34-21
12/9	Houston	49,092	W	27-16
12/14	@ San Francisco	59,743	L	16-19
**12/23	N.Y. Giants	67,037	L	13-16

* NFC Wild Card game

Date	Opponent	Att.	W-L	Score
9/4	@ N.Y. Giants	75,281	W	16-6
9/11	New Orleans	45,572	W	30-27
9/18	@ Green Bay	54,037	L	24-27
9/25	@ N.Y. Jets	52,070	L, OT	24-27
10/2	Detroit	49,403	W	21-10
10/9	@ San Francisco	59,119	W	10-7
10/16	Atlanta	50,404	W	27-21
10/23	San Francisco	66,070	L	35-45
10/30	@ Miami	72,175	L	14-30
11/6	Chicago	53,010	W	21-14
11/14	@ Atlanta	31,203	W	36-13
11/20	Washington	63,031	L	20-42
11/27	Buffalo	48,246	W	41-17
12/4	@ Philadelphia	32,867	L	9-13
12/11	New England	46,503	L	7-21
12/18	@ New Orleans	70,148	W	26-24
**12/26	@ Dallas	43,521	W	24-17
**1/1	@ Washington	55,363	L	7-51

* NFC Wild Card game
** NFC Division Playoff

Date	Opponent	Att.	W-L	Score
9/12	@ Green Bay	53,694	L	20-35
9/19	Detroit	59,470	L	14-19
11/21	@ Atlanta	39,686	L	17-34
11/28	Kansas City	45,793	W	20-14
12/2	San Francisco	58,574	L	24-30
12/12	Denver	48,112	L	24-27
12/18	@ L.A. Raiders	56,646	L	31-37
12/26	Chicago	46,502	L	26-34
1/2	@ San Francisco	54,256	W	21-20

* Strike-shortened season

1981 RESULTS (6-10)

Third, NFC West

Ray Malavasi, Coach

USUAL STARTING LINEUP

Offense

WR 88 Preston Dennard (15)	DE 85 Jack Youngblood (16)
LT 75 Irv Pankey (12)	DT 79 Mike Fanning (16)
LG 72 Kent Hill (11)	DT 76 Cody Jones (16)
C 56 Doug Smith (13)	DE 71 Reggie Doss (8)
RG 60 Dennis Harrah (13)	LLB 53 Jim Youngblood (16)
RT 78 Jackie Slater (11)	MLB 55 Carl Ekern (16)
TE 84 Walt Arnold (9)	RLB 52 George Andrews (15)
WR 80 Billy Waddy (14)	CB 27 Pat Thomas (9)
QB 15 Vince Ferragamo (15)	CB 49 Rod Perry (16)
FB 32 Cullen Bryant (12)	FS 21 Nolan Cromwell (16)
RB 26 Wendell Tyler (15)	SS 20 Johnnie Johnson (16)

1980 RESULTS (11-5)

Second, NFC West

Ray Malavasi, Coach

USUAL STARTING LINEUP

Offense

WR 88 Preston Dennard (16)	DE 85 Jack Youngblood (16)
LT 77 Doug France (16)	DT 90 Larry Brooks (14)
LG 72 Kent Hill (16)	DT 76 Cody Jones (15)
C 61 Rich Saul (16)	DE 89 Fred Dryer (16)
RG 60 Dennis Harrah (8)	LLB 53 Jim Youngblood (15)
RT 78 Jackie Slater (15)	MLB 64 Jack Reynolds (16)
TE 81 Victor Hicks (14)	RLB 52 George Andrews (8)
WR 80 Billy Waddy (15)	CB 27 Pat Thomas (14)
QB 15 Vince Ferragamo (15)	CB 49 Rod Perry (16)
FB 32 Cullen Bryant (16)	FS 21 Nolan Cromwell (16)
RB 34 Elvis Peacock (9)	SS 20 Johnnie Johnson (16)

1979 RESULTS (9-7)

First, NFC West

Ray Malavasi, Coach

USUAL STARTING LINEUP

Offense

WR 88 Preston Dennard (11)	DE 85 Jack Youngblood (16)
LT 77 Doug France (13)	DT 90 Larry Brooks (16)
LG 72 Kent Hill (9)	DT 79 Mike Fanning (16)
C 61 Rich Saul (16)	DE 89 Fred Dryer (16)
RG 60 Dennis Harrah (12)	LLB 53 Jim Youngblood (16)
RT 78 Jackie Slater (16)	MLB 64 Jack Reynolds (16)
TE 83 Terry Nelson (16)	RLB 59 Bob Budzinski (16)
WR 80 Billy Waddy (6)	CB 33 Dwayne O'Steen (12)
QB 11 Pat Haden (10)	CB 49 Rod Perry (7)
	27 Pat Thomas (7)
FB 32 Cullen Bryant (16)	FS 21 Nolan Cromwell (16)
RB 26 Wendell Tyler (12)	SS 42 Dave Elmendorf (16)

1978 RESULTS (12-4)

First, NFC West

Ray Malavasi, Coach

USUAL STARTING LINEUP

Offense

WR 81 Ron Jessie (16)	DE 85 Jack Youngblood (16)
LT 77 Doug France (16)	DT 90 Larry Brooks (14)
LG 65 Tom Mack (16)	DT 76 Cody Jones (16)
C 61 Rich Saul (15)	DE 89 Fred Dryer (16)
RG 60 Dennis Harrah (15)	LLB 53 Jim Youngblood (16)
RT 75 John Williams (16)	MLB 64 Jack Reynolds (16)
TE 83 Terry Nelson (13)	RLB 59 Bob Budzinski (10)
WR 82 Willie Miller (14)	CB 27 Pat Thomas (16)
QB 11 Pat Haden (16)	CB 49 Rod Perry (16)
FB 32 Cullen Bryant (9)	FS 48 Bill Simpson (16)
FB 22 John Cappelletti (14)	SS 42 Dave Elmendorf (16)

Date	Opponent	Att.	W-L	Score
9/6	Houston	63,198	L	20-27
9/13	@ New Orleans	62,063	L	17-23
9/20	Green Bay	61,286	W	35-23
9/28	@ Chicago	62,461	W	24-7
10/4	Cleveland	63,924	W	27-16
10/11	@ Atlanta	57,841	W	37-35
10/18	@ Dallas	64,649	L	17-29
10/25	@ San Francisco	59,190	L	17-20
11/1	Detroit	61,814	W	20-13
11/8	New Orleans	61,068	L	13-21
11/15	@ Cincinnati	56,836	L	10-24
11/22	San Francisco	63,456	L	31-33
11/29	@ Pittsburgh	51,854	L	0-24
12/6	@ N.Y. Giants	59,659	L	7-10
12/14	Atlanta	57,054	W	21-16
12/20	Washington	52,224	L	7-30

Date	Opponent	Att.	W-L	Score
9/7	Detroit	64,892	L	20-41
9/11	@ Tampa Bay	66,576	L	9-10
9/21	Green Bay	63,850	W	51-21
9/28	@ N.Y. Giants	73,414	W	28-7
10/5	San Francisco	62,188	W	48-26
10/12	@ St. Louis	50,230	W	21-13
10/19	@ San Francisco	55,360	W	31-17
10/26	@ Atlanta	57,401	L	10-13
11/2	New Orleans	59,909	W	45-31
11/9	Miami	62,045	L	14-35
11/16	@ New England	60,609	W	17-14
11/24	@ New Orleans	53,448	W	27-7
11/30	N.Y. Jets	59,743	W	38-13
12/7	@ Buffalo	77,133	L, OT	7-10
12/15	Dallas	65,154	W	38-14
12/21	Atlanta	62,469	W, OT	20-17
*12/28	@ Dallas	64,533	L	13-34

* NFC Wild Card game

Date	Opponent	Att.	W-L	Score
9/2	Oakland	59,000	L	17-24
9/6	@ Denver	74,884	W	13-9
9/16	San Francisco	44,303	W	27-24
9/23	@ Tampa Bay	69,497	L	6-21
10/3	St. Louis	48,160	W	21-0
10/7	@ New Orleans	68,986	W	35-17
10/14	@ Dallas	64,462	L	6-30
10/21	San Diego	64,245	L	16-40
10/28	N.Y. Giants	43,376	L	14-20
11/4	@ Seattle	62,048	W	24-0
11/11	@ Chicago	51,483	L	23-27
11/19	Atlanta	54,097	W	20-14
11/25	@ San Francisco	49,282	W	26-20
12/2	Minnesota	56,700	W, OT	27-21
12/9	@ Atlanta	49,236	W	34-13
12/16	New Orleans	53,879	L	14-29
*12/30	@ Dallas	64,792	W	21-19
**1/6	@ Tampa Bay	72,033	W	9-0
#1/20	Pittsburgh	103,985	L	19-31

* NFC Division Playoff

** NFC Championship

Super Bowl XIV at Pasadena

Date	Opponent	Att.	W-L	Score
9/3	@ Philadelphia	64,721	W	16-14
9/10	Atlanta	46,201	W	10-0
9/17	Dallas	65,749	W	27-14
9/24	@ Houston	45,749	W	10-6
10/1	@ New Orleans	61,654	W	26-20
10/8	San Francisco	59,337	W	27-10
10/15	@ Minnesota	46,551	W	34-17
10/22	New Orleans	47,574	L	3-10
10/30	@ Atlanta	57,250	L	7-15
11/5	Tampa Bay	55,182	W	26-23
11/12	Pittsburgh	63,089	W	10-7
11/19	@ San Francisco	45,022	W	31-28
11/26	@ Cleveland	55,158	L	19-30
12/3	@ N.Y. Giants	62,629	W	20-17
12/11	Cincinnati	47,471	L	19-20
12/17	Green Bay	42,500	W	31-14
**1/31	Minnesota	69,631	W	34-10
*1/7	Dallas	67,470	L	0-28

* NFC Division Playoff

** NFC Championship

1977 RESULTS (10-4)

First, NFC West

Chuck Knox, Coach

USUAL STARTING LINEUP

Offense

WR 29 Harold Jackson (14)
 LT 77 Doug France (13)
 LG 65 Tom Mack (14)
 C 61 Rich Saul (14)
 RG 60 Dennis Harrah (8)
 RT 75 John Williams (14)
 TE 83 Terry Nelson (14)
 WR 80 Billy Waddy (11)
 QB 11 Pat Haden (10)
 RB 30 L. McCutcheon (14)
 FB 22 John Cappelletti (14)

Defense

DE 85 Jack Youngblood (14)
 DT 90 Larry Brooks (14)
 DT 76 Cody Jones (14)
 DE 89 Fred Dryer (14)
 LLB 53 Jim Youngblood (14)
 MLB 64 Jack Reynolds (6)
 RLB 58 Isiah Robertson (14)
 CB 27 Pat Thomas (12)
 CB 28 Monte Jackson (14)
 FS 48 Bill Simpson (14)
 SS 42 Dave Elmendorf (14)

1976 RESULTS (10-3-1)

First, NFC West

Chuck Knox, Coach

USUAL STARTING LINEUP

Offense

WR 29 Harold Jackson (14)
 LT 77 Doug France (14)
 LG 65 Tom Mack (14)
 C 61 Rich Saul (14)
 RG 60 Dennis Harrah (14)
 RT 75 John Williams (14)
 TE 83 Terry Nelson (14)
 WR 81 Ron Jessie (14)
 QB 11 Pat Haden (7)
 12 James Harris (5)
 RB 30 L. McCutcheon (14)
 FB 22 John Cappelletti (14)

Defense

DE 85 Jack Youngblood (14)
 DT 90 Larry Brooks (14)
 DT 74 Merlin Olsen (14)
 DE 89 Fred Dryer (14)
 LLB 53 Jim Youngblood (11)
 MLB 64 Jack Reynolds (14)
 RLB 58 Isiah Robertson (14)
 CB 49 Rod Perry (14)
 CB 28 Monte Jackson (14)
 FS 48 Bill Simpson (14)
 SS 42 Dave Elmendorf (14)

1975 RESULTS (12-2)

First, NFC West

Chuck Knox, Coach

USUAL STARTING LINEUP

Offense

WR 29 Harold Jackson (14)
 LT 73 Charlie Cowan (13)
 LG 65 Tom Mack (14)
 C 61 Rich Saul (14)
 RG 71 Joe Scibelli (14)
 RT 75 John Williams (14)
 TE 80 Bob Klein (11)
 WR 81 Ron Jessie (14)
 QB 12 James Harris (13)
 RB 30 L. McCutcheon (13)
 FB 32 Cullen Bryant (13)

Defense

DE 85 Jack Youngblood (14)
 DT 90 Larry Brooks (9)
 DT 74 Merlin Olsen (14)
 DE 89 Fred Dryer (14)
 LLB 36 Ken Geddes (14)
 MLB 64 Jack Reynolds (14)
 RLB 58 Isiah Robertson (14)
 CB 41 Eddie McMillian (14)
 CB 28 Monte Jackson (9)
 FS 48 Bill Simpson (14)
 SS 42 Dave Elmendorf (14)

1974 RESULTS (10-4)

First, NFC West

Chuck Knox, Coach

USUAL STARTING LINEUP

Offense

WR 29 Harold Jackson (14)
 LT 73 Charlie Cowan (13)
 LG 65 Tom Mack (14)
 C 50 Ken Iman (14)
 RG 71 Joe Scibelli (14)
 RT 75 John Williams (14)
 TE 80 Bob Klein (14)
 WR 84 Jack Snow (14)
 QB 12 James Harris (9)
 21 John Hadl (5)
 RB 30 L. McCutcheon (14)
 RB 45 Jim Bertelsen (13)

Defense

DE 85 Jack Youngblood (14)
 DT 90 Larry Brooks (13)
 DT 74 Merlin Olsen (14)
 DE 89 Fred Dryer (14)
 LLB 36 Ken Geddes (14)
 MLB 64 Jack Reynolds (14)
 RLB 58 Isiah Robertson (14)
 CB 41 Eddie McMillian (9)
 CB 47 Charlie Stukes (13)
 FS 20 Steve Preece (9)
 SS 42 Dave Elmendorf (14)

Date	Opponent	Att.	W-L	Score
9/18	@ Atlanta	55,956	L	6-17
9/25	Philadelphia	46,031	W	20-0
10/2	San Francisco	55,466	W	34-14
10/10	@ Chicago	51,412	L	23-24
10/16	New Orleans	46,045	W	14-7
10/24	Minnesota	62,414	W	35-3
10/30	@ New Orleans	59,023	L	26-27
11/6	Tampa Bay	45,493	W	31-0
11/13	@ Green Bay	52,948	W	24-6
11/20	@ San Francisco	56,779	W	23-10
11/27	@ Cleveland	70,352	W	9-0
12/4	Oakland	67,075	W	20-14
12/11	Atlanta	52,574	W	23-7
12/17	@ Washington	54,208	L	14-17
*12/26	Minnesota	62,538	L	7-14

*NFC Division Playoff

Date	Opponent	Att.	W-L	Score
9/12	@ Atlanta	53,607	W	30-14
9/19	@ Minnesota	47,310	T	10-10
9/26	N.Y. Giants	60,698	W	24-10
10/3	@ Miami	60,753	W	31-28
10/11	San Francisco	80,532	L	0-16
10/17	Chicago	71,751	W	20-12
10/24	@ New Orleans	51,984	W	16-10
10/31	Seattle	52,035	W	45-6
11/8	@ Cincinnati	52,480	L	12-20
11/14	St. Louis	64,698	L	28-30
11/21	@ San Francisco	58,573	W	23-3
11/28	New Orleans	54,906	W	33-14
12/4	Atlanta	57,366	W	59-0
12/11	@ Detroit	73,470	W	20-17
*12/19	@ Dallas	62,436	W	14-12
#12/26	@ Minnesota	47,191	L	13-24

* NFC Division Playoff
 #NFC Championship

Date	Opponent	Att.	W-L	Score
9/21	@ Dallas	49,091	L	7-18
9/28	@ San Francisco	57,379	W	23-14
10/5	Baltimore	60,011	W	24-13
10/12	@ San Diego	38,482	W	13-10
10/19	Atlanta	60,581	W	22-7
10/26	New Orleans	54,723	W	38-14
11/3	@ Philadelphia	64,601	W	42-3
11/9	San Francisco	74,064	L	23-24
11/16	@ Atlanta	44,595	W	16-7
11/23	Chicago	58,690	W	28-10
11/27	@ Detroit	69,552	W	20-0
12/7	@ New Orleans	39,958	W	14-7
12/14	Green Bay	59,312	W	22-5
12/20	Pittsburgh	69,389	W	10-3
*12/27	St. Louis	72,650	W	35-23
**1/4	Dallas	84,483	L	7-37

* NFC Division Playoff
 **NFC Championship

Date	Opponent	Att.	W-L	Score
9/15	@ Denver	51,121	W	17-10
9/22	New Orleans	64,178	W	24-0
9/29	@ New England	59,712	L	14-20
10/6	Detroit	64,987	W	16-13
10/13	@ Green Bay	47,499	L	6-17
10/20	San Francisco	74,070	W	37-14
10/27	@ N.Y. Jets	56,110	W	20-13
11/4	@ San Francisco	57,502	W	15-13
11/10	Atlanta	70,056	W	21-0
11/17	@ New Orleans	57,287	L	7-20
11/24	Minnesota	90,266	W	20-17
12/1	@ Atlanta	18,648	W	30-7
12/9	Washington	87,313	L	17-23
12/15	Buffalo	84,324	W	19-14
*12/22	Washington	80,118	W	19-10
**12/29	@ Minnesota	47,404	L	10-14

* NFC Division Playoff
 **NFC Championship

1973 RESULTS (12-2)

First, NFC West

Chuck Knox, Coach

USUAL STARTING LINEUP

Offense		Defense	
WR 29	Harold Jackson (14)	DE 85	Jack Youngblood (14)
LT 73	Charlie Cowan (14)	DT 90	Larry Brooks (14)
LG 65	Tom Mack (14)	DT 74	Merlin Olsen (14)
C 50	Ken Iman (14)	DE 89	Fred Dryer (14)
RG 71	Joe Scibelli (14)	LLB 36	Ken Geddes (14)
RT 75	John Williams (14)	MLB 64	Jack Reynolds (14)
TE 80	Bob Klein (14)	RLB 58	Isiah Robertson (14)
WR 84	Jack Snow (14)	CB 41	Eddie McMillian (14)
QB 21	John Hadl (14)	CB 47	Charlie Stukes (14)
RB 30	L. McCutcheon (12)	FS 20	Steve Preece (14)
RB 45	Jim Bertelsen (14)	SS 42	Dave Elmendorf (14)

1972 RESULTS (6-7-1)

Third, NFC West

Tommy Prothro, Coach

USUAL STARTING LINEUP

Offense		Defense	
WR 84	Jack Snow (14)	DE 85	Jack Youngblood (10)
LT 73	Charlie Cowan (13)	DT 74	Merlin Olsen (14)
LG 65	Tom Mack (12)	DT 90	Larry Brooks (8)
C 50	Ken Iman (14)	DE 79	Coy Bacon (14)
RG 71	Joe Scibelli (13)	LLB 53	Jim Purnell (12)
RT 76	Harry Schuh (14)	MLB 86	Marlin McKeever (14)
TE 80	Bob Klein (13)	RLB 58	Isiah Robertson (14)
WR 13	Lance Rentzel (14)	CB 44	Al Clark (6)
		24	Clarence Williams (6)
QB 18	Roman Gabriel (13)	CB 21	Gene Howard (13)
RB 45	Jim Bertelsen (8)	S 42	Dave Elmendorf (14)
RB 33	Willie Ellison (12)	S 19	Jim Nettles (14)

1971 RESULTS (8-5-1)

Second, NFC West

Tommy Prothro, Coach

USUAL STARTING LINEUP

Offense		Defense	
WR 84	Jack Snow (14)	DE 75	Deacon Jones (10)
LT 73	Charlie Cowan (14)	DE 85	Jack Youngblood (4)
LG 65	Tom Mack (14)	DT 74	Merlin Olsen (14)
C 50	Ken Iman (14)	DT 72	Phil Olsen (8)
RG 71	Joe Scibelli (14)		67 Bill Nelson (6)
RT 76	Harry Schuh (14)	DE 79	Coy Bacon (14)
TE 80	Bob Klein (14)	LLB 53	Jim Purnell (14)
WR 13	Lance Rentzel (14)	MLB 86	Marlin McKeever (14)
QB 18	Roman Gabriel (14)	RLB 58	Isiah Robertson (12)
RB 33	Willie Ellison (13)	CB 19	Jim Nettles (14)
RB 34	Les Josephson (9)	CB 21	Gene Howard (14)
	38 Larry Smith (6)	S 39	Kermit Alexander (14)
		S 42	Dave Elmendorf (14)

1970 RESULTS (9-4-1)

Second, NFC West

George Allen, Coach

USUAL STARTING LINEUP

Offense		Defense	
WR 84	Jack Snow (14)	DE 75	Deacon Jones (13)
LT 73	Charlie Cowan (14)	DT 74	Merlin Olsen (14)
LG 65	Tom Mack (14)	DT 72	Diron Talbert (14)
C 50	Ken Iman (14)	DE 79	Coy Bacon (14)
RG 71	Joe Scibelli (14)	LLB 32	Jack Pardee (14)
RT 76	Bob Brown (14)	MLB 66	Myron Pottios (14)
TE 87	Billy Truax (14)	RLB 55	Maxie Baughan (8)
WR 14	Wendell Tucker (12)		53 Jim Purnell (6)
QB 18	Roman Gabriel (14)	CB 24	Clarence Williams (12)
RB 38	Larry Smith (9)	CB 39	Kermit Alexander (14)
RB 34	Les Josephson (12)	S 17	Richie Petitbon
		S 42	Dave Elmendorf (14)

Date	Opponent	Att.	W-L	Score
9/16	@ Kansas City	62,315	W	23-13
9/23	Atlanta	64,528	W	31-0
9/30	@ San Francisco	57,487	W	40-20
10/7	@ Houston	34,875	W	31-26
10/14	Dallas	81,428	W	37-31
10/21	Green Bay	80,558	W	24-7
10/28	@ Minnesota	47,787	L	9-10
11/4	@ Atlanta	58,850	L	13-15
11/11	New Orleans	70,358	W	29-7
11/18	San Francisco	78,358	W	31-13
11/25	@ New Orleans	67,192	W	24-13
12/2	@ Chicago	47,620	W	26-0
12/10	N.Y. Giants	73,328	W	40-6
12/16	Cleveland	73,948	W	30-17
*12/23	@ Dallas	64,291	L	16-27

* NFC Conference Playoff
** NFC Championship

Date	Opponent	Att.	W-L	Score
9/17	New Orleans	66,303	W	3-14
9/24	@ Chicago	55,701	T	13-13
10/1	@ Atlanta	57,122	L	3-31
10/8	San Francisco	77,382	W	31-7
10/15	@ Philadelphia	65,720	W	34-3
10/22	Cincinnati	73,385	W	15-12
10/29	@ Oakland	54,660	L	17-45
11/5	Atlanta	75,618	W	20-7
11/12	Denver	65,398	L	10-16
11/17	Minnesota	77,982	L	41-45
11/24	@ New Orleans	64,325	L	16-19
12/6	@ San Francisco	61,214	W	26-16
12/10	@ St. Louis	36,873	L	14-24
12/17	Detroit	71,761	L	17-34

Date	Opponent	Att.	W-L	Score
9/19	@ New Orleans	70,915	L	20-24
9/26	Atlanta	57,895	T	20-20
10/3	Chicago	66,957	W	17-3
10/10	@ San Francisco	44,000	W	20-13
10/17	@ Atlanta	58,850	W	24-16
10/24	Green Bay	75,351	W	30-13
10/31	Miami	72,903	L	14-20
11/8	@ Baltimore	57,722	L	17-24
11/14	@ Detroit	54,418	W	21-13
11/21	San Francisco	80,050	W	17-6
11/25	@ Dallas	66,595	L	21-28
12/5	New Orleans	73,610	W	45-28
12/13	Washington	80,402	L	24-38
12/19	@ Pittsburgh	45,233	W	23-14

Date	Opponent	Att.	W-L	Score
9/18	St. Louis	63,130	W	34-13
9/27	@ Buffalo	46,206	W	19-0
10/4	San Diego	69,564	W	37-10
10/11	San Francisco	77,272	L	6-20
10/18	@ Green Bay	56,263	W	31-21
10/26	@ Minnesota	47,900	L	3-13
11/1	@ New Orleans	77,861	W	30-17
11/8	Atlanta	67,232	T	10-10
11/15	New York Jets	76,378	L	20-31
11/22	@ Atlanta	58,850	W	17-7
11/29	@ San Francisco	59,602	W	30-13
12/6	New Orleans	66,410	W	34-16
12/14	Detroit	79,441	L	23-28
12/20	@ N.Y. Giants	62,870	W	31-3

1969 RESULTS (11-3)

First, NFC West
George Allen, Coach

USUAL STARTING LINEUP

Offense

WR 84 Jack Snow (14)
LT 73 Charlie Cowan (14)
LG 65 Tom Mack (14)
C 50 Ken Iman (14)
RG 71 Joe Scibelli (7)
64 Mike LaHood (7)
RT 76 Bob Brown (14)
TE 87 Billy Truax (13)
WR 14 Wendell Tucker (14)
QB 18 Roman Gabriel (14)
RB 38 Larry Smith (14)
RB 34 Les Josephson (14)

Defense

DE 75 Deacon Jones (14)
DT 74 Merlin Olsen (14)
DT 79 Coy Bacon (13)
DE 72 Diron Talbert (13)
LLB 32 Jack Pardee (14)
MLB 57 Doug Woodlief (11)
MLB 55 Maxie Baughan (13)
CB 24 Clarence Williams (14)
CB 41 Ron Smith (11)
19 Jim Nettles (5)
S 17 Richie Petitbon (12)
S 21 Ed Meador (14)

1968 RESULTS (10-3-1)

Second, NFC West
George Allen, Coach

USUAL STARTING LINEUP

Offense

E 84 Jack Snow (13)
LT 63 Joe Carollo (14)
LG 65 Tom Mack (14)
C 50 Ken Iman (14)
RG 71 Joe Scibelli (14)
RT 73 Charlie Cowan (13)
TE 87 Billy Truax (13)
FL 25 Bernie Casey (11)
QB 18 Roman Gabriel (14)
RB 33 Willie Ellison (8)
20 Tommy Mason (7)
RB 22 Dick Bass (10)

Defense

DE 75 Deacon Jones (14)
DT 74 Merlin Olsen (14)
DT 78 Roger Brown (14)
DE 81 Greg Schumacher (9)
85 Lamar Lundy (5)
LLB 32 Jack Pardee (14)
MLB 66 Myron Pottios (14)
RLB 55 Maxie Baughan (14)
CB 24 Clarence Williams (14)
CB 27 Irv Cross (14)
S 41 Ron Smith (14)
S 21 Ed Meador (14)

1967 RESULTS (11-1-2)

First, NFC West
George Allen, Coach

USUAL STARTING LINEUP

Offense

E 84 Jack Snow
LT 63 Joe Carollo
LG 65 Tom Mack
C 50 Ken Iman
RG 71 Joe Scibelli
RT 73 Charlie Cowan
TE 87 Billy Truax
FL 25 Bernie Casey
QB 18 Roman Gabriel
RB 34 Les Josephson
RB 22 Dick Bass

Defense

DE 75 Deacon Jones
DT 74 Merlin Olsen
DT 78 Roger Brown
DE 85 Lamar Lundy
LLB 32 Jack Pardee
MLB 66 Myron Pottios
RLB 55 Maxie Baughan
CB 24 Clarence Williams
CB 27 Irv Cross
S 44 Chuck Lamson
S 21 Ed Meador

1966 RESULTS (8-6)

Third, Western Conference
George Allen, Coach

USUAL STARTING LINEUP

Offense

E 84 Jack Snow
LT 63 Joe Carollo
LG 65 Tom Mack
C 50 Ken Iman
RG 71 Joe Scibelli
RT 73 Charlie Cowan
TE 87 Billy Truax
FL 29 Tom McDonald
QB 18 Roman Gabriel
RB 34 Les Josephson
RB 22 Dick Bass

Defense

DE 75 Deacon Jones
DT 74 Merlin Olsen
DT 76 Roosevelt Grier
DE 85 Lamar Lundy
LLB 32 Jack Pardee
MLB 61 Bill George
RLB 55 Maxie Baughan
CB 24 Clarence Williams
CB 27 Irv Cross
S 44 Chuck Lamson
S 21 Ed Meador

Date	Opponent	Att.	W-L	Score
9/21	@ Baltimore	56,864	W	27-20
9/28	Atlanta	51,031	W	17-7
10/5	New Orleans	54,879	W	36-17
10/12	@ San Francisco	45,995	W	27-21
10/19	Green Bay	78,947	W	34-21
10/26	@ Chicago	45,985	W	9-7
11/2	@ Atlanta	58,850	W	38-6
11/9	San Francisco	73,975	W	41-30
11/16	@ Philadelphia	60,658	W	23-17
11/23	Dallas	79,105	W	24-23
11/30	@ Washington	50,352	W	24-13
12/7	Minnesota	80,430	L	13-20
12/14	@ Detroit	53,256	L	0-28
12/21	Baltimore	73,262	L	7-13
*12/27	@ Minnesota	47,900	L	20-23
**1/3/70	Dallas	31,151	W	31-0

** Western Conference Playoff
** Playoff Bowl Game at Miami

Date	Opponent	Att.	W-L	Score
9/16	@ St. Louis	49,757	W	24-13
9/22	Pittsburgh	49,647	W	45-10
9/29	@ Cleveland	82,514	W	24-6
10/6	San Francisco	69,520	W	24-10
10/13	@ Green Bay (Milw)	49,646	W	16-14
10/20	Atlanta	54,443	W	27-14
10/27	@ Baltimore	60,238	L	10-27
11/3	Detroit	77,982	W	10-7
11/10	@ Atlanta	53,979	W	17-10
11/17	@ San Francisco	41,815	T	20-20
11/24	New York Giants	68,534	W	24-21
12/1	@ Minnesota	47,644	W	31-3
12/8	Chicago	66,368	L	16-17
12/15	Baltimore	69,397	L	24-28

Date	Opponent	Att.	W-L	Score
9/17	@ New Orleans	80,879	W	27-13
9/22	Minnesota	52,255	W	39-3
10/1	@ Dallas	75,229	W	35-13
10/8	San Francisco	60,424	L	24-27
10/15	@ Baltimore	60,238	T	24-24
10/22	Washington	55,381	T	28-28
10/29	@ Chicago	46,073	W	28-17
11/5	@ San Francisco	53,194	W	17-7
11/12	Philadelphia	57,628	W	33-17
11/19	@ Atlanta	56,871	W	31-3
11/23	@ Detroit	54,389	W	31-7
12/3	Atlanta	40,395	W	20-3
12/9	Green Bay	76,637	W	27-24
12/17	Baltimore	77,277	W	34-10
*12/23	@ Green Bay	49,861	L	7-28
**1/7/68	Cleveland	37,102	W	30-6

** Western Conference Playoff
** Playoff Bowl Game at Miami

Date	Opponent	Att.	W-L	Score
9/11	@ Atlanta	54,418	W	19-14
9/16	Chicago	58,916	W	31-17
9/25	@ Green Bay	50,861	L	13-24
9/30	San Francisco	45,642	W	34-3
10/9	@ Detroit	52,793	W	14-7
10/16	@ Minnesota	47,426	L	7-35
10/23	@ Chicago	47,475	L	10-17
10/30	Baltimore	57,898	L	3-17
11/6	@ San Francisco	35,372	L	13-21
11/13	New York	34,746	W	55-14
11/20	Minnesota	38,775	W	21-6
11/27	@ Baltimore	60,238	W	23-7
12/4	Detroit	40,039	W	23-3
12/18	Green Bay	72,416	L	23-27

1965 RESULTS (4-10)
Seventh, Western Conference
Harland Svare, Coach
USUAL STARTING LINEUP

Offense		Defense	
E 84	Jack Snow	DE 75	Deacon Jones
LT 63	Joe Carollo	DT 74	Merlin Olsen
LG 62	Don Chuy	DT 76	Roosevelt Grier
C 50	Ken Iman	DE 85	Lamar Lundy
RG 71	Joe Scibelli	LLB 88	Anthony Guillory
RT 73	Charlie Cowan	MLB 57	Doug Woodlief
TE 86	Marlin McKeever	RLB 58	Dan Currie
FL 29	Tom McDonald	CB 24	Clarence Williams
QB 18	Roman Gabriel	CB 17	Dan McIlhany
RB 34	Les Josephson	S 44	Chuck Lamson
RB 22	Dick Bass	S 21	Ed Meador

1964 RESULTS (5-7-2)
Fifth, Western Conference
Harland Svare, Coach
USUAL STARTING LINEUP

Offense		Defense	
E 82	Jim Phillips	DE 75	Deacon Jones
LT 63	Joe Carollo	DT 74	Merlin Olsen
LG 73	Charlie Cowan	DT 76	Roosevelt Grier
C 56	Art Hunter	DE 85	Lamar Lundy
RG 62	Don Chuy	LLB 89	Cliff Livingston
RT 70	Frank Varrichione	MLB 53	Mike Henry
TE 86	Marlin McKeever	RLB 32	Jack Pardee
FL 80	Bucky Pope	CB 23	Bobby Smith
QB 19	Bill Munson	CB 43	Jerry Richardson
RB 34	Les Josephson	S 41	Lindon Crow
RB 36	Ben Wilson	S 21	Ed Meador

1963 RESULTS (5-9)
Sixth, Western Conference
Harland Svare, Coach
USUAL STARTING LINEUP

Offense		Defense	
E 82	Jim Phillips	DE 75	Deacon Jones
LT 63	Joe Carollo	DT 74	Merlin Olsen
LG 73	Charlie Cowan	DT 76	Roosevelt Grier
C 56	Art Hunter	DE 85	Lamar Lundy
RG 62	Don Chuy	LLB 86	Marlin McKeever
RT 70	Frank Varrichione	MLB 53	Mike Henry
TE 86	Marlin McKeever	RLB 32	Jack Pardee
FL 81	Carroll Dale	CB 23	Bobby Smith
QB 18	Roman Gabriel	CB 21	Ed Meador
RB 22	Dick Bass	S 41	Lindon Crow
RB 26	Jon Arnett	S 47	Carver Shannon

1962 RESULTS (1-12-1)
Seventh, Western Conference
Bob Waterfield, Coach (8 games)
***Harland Svare, Coach (6 games)**
USUAL STARTING LINEUP

Offense		Defense	
E 82	Jim Phillips	DE 75	Deacon Jones
LT 63	Joe Carollo	DT 74	Merlin Olsen
LG 73	Charlie Cowan	DT 76	John LoVetere
C 56	Art Hunter	DE 85	Lamar Lundy
RG 61	Duane Puttnam	LLB 86	Marlin McKeever
RT 70	Frank Varrichione	MLB 53	Mike Henry
FL 27	Pervis Atkins	RLB 32	Jack Pardee
FL 81	Carroll Dale	CB 17	Charley Britt
QB 12	Zeka Bratkowski	CB 21	Ed Meador
RB 22	Dick Bass	S 41	Lindon Crow
RB 26	Joe Arnett	S 47	Carver Shannon

Date	Opponent	Att.	W-L	Score
9/19	@ Detroit	46,941	L	0-20
9/25	Chicago	36,359	W	30-28
10/3	Minnesota	36,755	L	35-38
10/10	@ Chicago	45,760	L	6-31
10/17	San Francisco	38,615	L	21-45
10/24	@ Baltimore	60,238	L	20-35
10/31	Detroit	35,187	L	7-31
11/7	@ Minnesota	47,426	L	13-24
11/14	@ Green Bay	48,485	L	3-6
11/21	@ San Francisco	39,253	L	27-30
11/28	Green Bay	39,733	W	21-10
12/5	@ St. Louis	27,943	W	27-3
12/12	Cleveland	49,048	W	42-7
12/18	Baltimore	46,636	L	17-20

Date	Opponent	Att.	W-L	Score
9/13	@ Pittsburgh	33,988	W	26-14
9/19	Detroit	52,001	T	17-17
9/27	Minnesota	50,009	W	22-13
10/4	@ Baltimore	56,537	L	20-35
10/11	@ Chicago	47,358	L	17-38
10/18	San Francisco	54,355	W	42-14
10/25	@ Green Bay	47,617	W	27-17
11/1	@ Detroit	52,064	L	17-37
11/8	Philadelphia	53,994	W	20-10
11/15	Chicago	61,115	L	24-34
11/22	Baltimore	72,137	L	7-24
11/29	@ Minnesota	31,677	L	13-34
12/6	@ San Francisco	31,791	L	7-28
12/13	Green Bay	40,735	T	24-24

Date	Opponent	Att.	W-L	Score
9/14	Detroit	49,342	L	2-23
9/21	Washington	29,295	L	14-37
9/29	@ Cleveland	54,713	L	6-20
10/6	@ Green Bay	42,327	L	10-42
10/13	Chicago	40,476	L	14-52
10/20	Minnesota	30,565	W	27-24
10/27	San Francisco	45,532	W	28-21
11/3	@ Minnesota	33,567	L	13-21
11/10	@ Chicago	48,312	L	0-6
11/17	@ Detroit	44,951	W	28-21
11/24	Baltimore	48,555	W	17-16
12/1	@ San Francisco	33,321	W	21-17
12/7	Green Bay	52,357	L	14-31
12/15	@ Baltimore	52,834	L	16-19

Date	Opponent	Att.	W-L	Score
9/16	@ Baltimore	54,796	L	27-30
9/23	Chicago	44,376	L	23-27
9/30	Dallas	26,907	L	17-27
10/7	@ Washington	38,264	L	14-20
10/14	@ Detroit	53,714	L	10-13
10/21	Minnesota	33,071	L	14-38
10/28	@ San Francisco	51,033	W	28-14
11/4	Detroit	44,241	L	3-12
11/11	Baltimore	39,502	L	2-14
11/18	San Francisco	42,554	L	17-24
11/25	@ Minnesota	26,728	T	24-24
12/2	@ Green Bay	46,833	L	10-41
12/9	@ Chicago	38,685	L	14-30
12/16	Green Bay	60,057	L	17-20

* Svare took over as head coach prior to 11/11 game versus Baltimore.

1961 RESULTS (4-10)

Sixth, Western Conference

Bob Waterfield, Coach

USUAL STARTING LINEUP**Offense**

E	82	Jim Phillips
LT	78	Jim Boeke
LG	73	Charlie Cowan
C	56	Art Hunter
RG	64	Roy Hord
RT	70	Frank Varrichione
FL	33	Ollie Mattson
FB	81	Carroll Dale
QB	12	Zeke Bratkowski
RB	22	Dick Bass
RB	26	Jon Arnett

Defense

DE	75	Deacon Jones
DT	67	Urban Henry
DT	76	John LoVetere
DE	85	Lamar Lundy
LLB	32	Jack Pardee
MLB	48	Les Richter
CB	17	Charley Britt
CB	21	Ed Meador
S	41	Lindon Crow
S	46	Clendon Thomas

Date	Opponent	Att.	W-L	Score
9/17	@ Baltimore	54,259	L	24-27
9/23	Chicago	53,315	L	17-21
10/1	Pittsburgh	40,707	W	24-14
10/8	@ San Francisco	59,004	L	0-35
10/15	@ Detroit	45,873	L	13-14
10/22	@ New York	63,053	L	14-24
10/29	Detroit	49,123	L	10-28
11/5	Minnesota	38,594	W	31-17
11/12	San Francisco	63,766	W	17-7
11/19	@ Green Bay	38,669	L	17-35
11/26	@ Chicago	45,965	L	24-28
12/3	@ Minnesota	30,068	L	21-42
12/9	Baltimore	41,268	W	34-17
12/17	Green Bay	49,169	L	17-24

1960 RESULTS (4-7-1)

Sixth, Western Conference

Bob Waterfield, Coach

USUAL STARTING LINEUP**Offense**

E	82	Jim Phillips
LT	78	Jim Boeke
LG	63	Alex Lansford
C	56	Art Hunter
RG	64	Roy Hord
RT	79	Charles Bradshaw
FL	33	Ollie Mattson
FB	81	Carroll Dale
QB	9	Bill Wade
RB	34	Joe Marconi
RB	26	Jon Arnett

Defense

DE	80	Gene Brito
DT	77	George Strugar
DT	76	John LoVetere
DE	85	Lamar Lundy
LLB	32	Jack Pardee
MLB	48	Les Richter
RLB	57	Bill Jobko
CB	17	Charley Britt
CB	21	Ed Meador
S	43	Will Sherman
S	46	Clendon Thomas

Date	Opponent	Att.	W-L	Score
9/23	St. Louis	47,448	L	21-43
10/2	@ San Francisco	53,633	L	9-13
10/9	@ Chicago	47,776	L	27-34
10/16	@ Baltimore	57,808	L	17-31
10/23	Chicago	63,438	T	24-24
10/30	Detroit	53,295	W	48-35
11/6	@ Dallas	16,000	W	38-13
11/13	@ Detroit	54,019	L	10-12
11/21	@ Green Bay	35,763	W	33-31
12/4	San Francisco	77,254	L	7-23
12/11	Baltimore	75,461	W	10-3
12/17	Green Bay	53,445	L	21-35

1959 RESULTS (2-10)

Sixth, Western Conference

Sid Gillman, Coach

Date	Opponent	Att.	W-L	Score
9/26	New York	71,297	L	21-23
10/4	@ San Francisco	56,028	L	0-34
10/11	@ Chicago Bears	47,036	W	28-21
10/18	@ Green Bay	36,194	W	45-6
10/25	Detroit	74,288	L	7-17
11/1	Chicago Bears	77,943	L	21-26
11/8	San Francisco	94,376	L	16-24
11/15	@ Detroit	52,271	L	17-23
11/22	@ Philadelphia	47,425	L	20-23
11/29	@ Baltimore	57,557	L	21-35
12/6	Green Bay	61,044	L	20-38
12/12	Baltimore	65,528	L	26-45

1958 RESULTS (8-4)

Third, Western Conference

Sid Gillman, Coach

Date	Opponent	Att.	W-L	Score
9/28	Cleveland	69,993	L	27-30
10/5	@ San Francisco	73,164	W	33-3
10/12	@ Detroit	41,021	W	42-28
10/19	@ Chicago Bears	41,387	L	10-31
10/26	Detroit	81,703	L	24-41
11/2	Chicago Bears	100,740	W	41-35
11/9	San Francisco	95,082	W	56-7
11/16	@ Green Bay	28,051	W	20-7
11/23	@ Baltimore	57,557	L	7-34
11/30	@ Chicago Cards	13,041	W	20-14
12/6	Baltimore	100,202	W	30-28
12/14	Green Bay	54,634	W	34-20

1957 RESULTS (6-6)

Fourth, Western Conference

Sid Gillman, Coach

Date	Opponent	Att.	W-L	Score
9/29	Philadelphia	62,506	W	17-13
10/6	@ San Francisco	59,637	L	20-23
10/13	@ Detroit	55,914	L	7-10
10/20	@ Chicago Bears	47,337	L	26-34
10/27	Detroit	77,314	W	35-17
11/3	Chicago Bears	80,456	L	10-16
11/10	San Francisco	102,368	W	37-24
11/17	@ Green Bay	19,540	W	31-27
11/24	@ Cleveland	65,407	L	31-45
12/1	@ Baltimore	52,060	L	14-31
12/8	Green Bay	70,572	W	42-17
12/15	Baltimore	52,560	W	37-21

1956 RESULTS (4-8)

Sixth, Western Conference

Sid Gillman, Coach

Date	Opponent	Att.	W-L	Score
9/30	Philadelphia	54,412	W	27-7
10/7	@ San Francisco	54,589	L	30-33
10/14	@ Detroit	56,281	L	21-24
10/21	@ Green Bay	24,200	L	17-42
10/28	Detroit	76,758	L	17-42
11/4	Chicago Bears	69,894	L	24-35
11/11	San Francisco	69,828	W	30-6
11/18	@ Chicago Bears	48,102	L	21-30
11/25	@ Baltimore	40,321	L	21-56
12/2	@ Pittsburgh	20,450	L	13-30
12/9	Baltimore	51,037	W	31-7
12/16	Green Bay	45,209	W	49-21

1955 RESULTS (8-3-1)**First, Western Conference****Sid Gillman, Coach**

Date	Opponent	Att.	W-L	Score
9/25	@ San Francisco	60,100	W	23-14
10/2	Pittsburgh	45,816	W	27-26
10/9	@ Detroit	54,836	W	17-10
10/16	@ Green Bay	26,960	L	28-30
10/23	Detroit	68,690	W	24-13
10/30	Chicago Bears	69,587	L	20-31
11/6	San Francisco	85,302	W	27-14
11/13	@ Chicago Bears	50,187	L	3-24
11/20	@ Baltimore	41,186	T	17-17
11/27	@ Philadelphia	31,648	W	23-21
12/4	Baltimore	37,024	W	20-14
12/11	Green Bay	90,535	W	31-17
*12/26	Cleveland	85,693	L	14-38

* NFL Championship

1954 RESULTS (6-5-1)**Fourth, Western Conference****Hampton Pool, Coach**

Date	Opponent	Att.	W-L	Score
9/26	@ Baltimore	36,215	W	48-0
10/3	San Francisco	93,621	T	24-24
10/10	@ Detroit	55,008	L	3-21
10/17	@ Green Bay	17,465	L	17-35
10/24	Chicago Bears	48,204	W	42-38
10/31	Detroit	74,315	L	24-27
11/7	@ San Francisco	58,958	W	42-34
11/14	Chicago Cardinals	40,786	W	28-17
11/21	@ New York	27,077	W	17-16
11/28	@ Chicago Bears	32,338	L	13-24
12/4	Baltimore	30,821	L	21-22
12/12	Green Bay	38,839	W	35-27

1953 RESULTS (8-3-1)**Third, Western Conference****Hampton Pool, Coach**

Date	Opponent	Att.	W-L	Score
9/27	New York	49,579	W	21-7
10/4	@ San Francisco	43,922	L	30-31
10/11	@ Green Bay	23,353	W	38-20
10/18	@ Detroit	55,772	W	31-19
10/25	Chicago Bears	49,546	W	38-24
11/1	Detroit	93,751	W	37-34
11/8	San Francisco	85,865	L	27-31
11/15	@ Chicago Cards	26,674	T	24-24
11/22	@ Baltimore	27,268	W	21-13
11/29	@ Chicago Bears	31,626	L	21-24
12/5	Baltimore	26,656	W	45-2
12/12	Green Bay	23,069	W	33-17

1952 RESULTS (9-3)**Second, Western Conference****Joe Stydahar, Coach (1 game)*****Hampton Pool, Coach (11 games)**

Date	Opponent	Att.	W-L	Score
9/28	@ Cleveland	57,832	L	7-37
10/3	Detroit	42,743	L	14-17
10/12	@ Green Bay	21,693	W	30-28
10/19	@ Detroit	40,152	L	16-24
10/26	Chicago Bears	43,574	W	31-7
11/2	Dallas	30,702	W	42-20
11/9	@ Dallas	10,000	W	27-6
11/16	@ Chicago Bears	40,737	W	40-24
11/23	San Francisco	77,698	W	35-9
11/30	@ San Francisco	48,731	W	34-21
12/7	Green Bay	49,822	W	45-27
12/14	Pittsburgh	74,130	W	28-14
**12/21	@ Detroit	47,645	L	21-31

* Pool took over as head coach prior to 10/3 game versus Detroit.

** Conference Playoff

1951 RESULTS (8-4)**First, Western Conference****Joe Stydahar, Coach**

Date	Opponent	Att.	W-L	Score
9/28	@ N.Y. Yanks	30,315	W	54-14
10/7	Cleveland	67,186	L	23-38
10/14	@ Detroit	50,567	W	27-21
10/21	@ Green Bay	21,393	W	28-0
10/28	@ San Francisco	49,538	L	17-44
11/4	San Francisco	54,346	W	23-16
11/11	Chicago Cards	29,995	W	45-21
11/18	New York Yanks	34,717	W	48-21
11/25	@ Washington	26,307	L	21-31
12/2	@ Chicago Bears	50,286	W	42-17
12/9	Detroit	52,937	L	22-24
12/16	Green Bay	23,698	W	42-14
*12/23	Cleveland	57,522	W	24-17

* NFL Championship

1950 RESULTS (9-3)**First, Western Conference****Joe Stydahar, Coach**

Date	Opponent	Att.	W-L	Score
9/17	Chicago Bears	21,000	L	20-24
9/22	New York Yanks	23,768	W	45-28
10/1	@ San Francisco	27,262	W	35-14
10/8	@ Philadelphia	24,134	L	20-56
10/15	@ Detroit	35,589	W	30-28
10/22	Baltimore		W	70-27
10/29	Detroit	27,475	W	65-24
11/5	San Francisco	33,234	W	28-21
11/12	@ Green Bay (Milw.)	20,456	W	45-14
11/19	@ N.Y. Yanks	42,673	W	43-35
11/26	@ Chicago Bears	43,678	L	14-24
12/3	Green Bay	39,323	W	51-14
*12/17	Chicago Bears	83,501	W	24-14
**12/24	@ Cleveland	29,751	L	28-30

* Conference Playoff

** NFL Championship

1949 RESULTS (8-2-2)**First, Western Conference****Clark Shaughnessy, Coach**

Date	Opponent	Att.	W-L	Score
9/23	Detroit	17,878	W	27-24
10/2	@ Green Bay	24,308	W	48-7
10/9	@ Chicago Bears	42,124	W	31-16
10/16	@ Detroit	19,839	W	21-10
10/23	Green Bay	37,546	W	35-7
10/30	Chicago Bears	86,080	W	27-24
11/6	@ Philadelphia	38,230	L	14-38
11/13	@ Pittsburgh	20,510	T	7-7
11/20	@ Chicago Cards	34,100	T	28-28
11/27	N.Y. Bulldogs	38,052	W	42-20
12/4	Chicago Cards	74,673	L	27-31
12/11	Washington	44,899	W	53-27
*12/18	Philadelphia	27,980	L	0-14

* NFL Championship

1948 RESULTS (6-5-1)**Third, Western Conference****Clark Shaughnessy, Coach**

Date	Opponent	Att.	W-L	Score
9/22	Detroit	12,941	W	44-7
10/3	Philadelphia	36,884	T	28-28
10/10	@ Chicago Bears	43,707	L	21-42
10/17	@ Green Bay	25,119	L	0-16
10/24	@ Detroit	17,444	W	34-27
10/31	Chicago Cards	32,149	L	22-27
11/7	Chicago Bears	56,263	L	6-21
11/14	@ New York	22,766	W	52-37
11/21	@ Chicago Cards	29,031	L	24-27
11/28	Green Bay	23,874	W	24-10
12/5	@ Washington		W	41-13
12/12	Pittsburgh	27,967	W	31-14

1947 RESULTS (6-6)**Fourth, Western Conference
Bob Snyder, Coach**

Date	Opponent	Att.	W-L Score
9/29	@ Pittsburgh	35,658	W 48-7
10/5	@ Green Bay	31,613	L 14-17
10/12	@ Detroit	42,955	W 27-13
10/19	Chicago Cards	69,631	W 27-7
10/26	@ Philadelphia	36,364	L 7-14
11/2	@ Chicago Cards	40,075	L 10-17
11/9	Boston	19,715	L 16-27
11/16	Chicago Bears		L 21-41
11/23	Detroit	17,693	W 28-17
11/30	Green Bay	31,080	L 10-30
12/7	@ Chicago Bears	34,215	W 17-14
12/14	New York	24,050	W 34-10

1946 RESULTS (6-4-1)**Second, Western Conference
Adam Walsh, Coach**

Date	Opponent	Att.	W-L Score
9/29	Philadelphia	30,500	L 14-25
10/6	@ Green Bay	27,094	W 21-17
10/13	@ Chicago Bears	44,211	T 28-28
10/20	Detroit	27,928	W 35-14
10/27	@ Chicago Cards	38,180	L 10-34
11/3	@ Detroit	34,447	W 41-20
11/10	Chicago Bears	68,381	L 21-27
11/17	Chicago Cards	38,271	W 17-14
11/24	@ Boston	23,689	L 21-40
12/5	@ New York	47,366	W 31-21
12/8	Green Bay	46,838	W 38-17

1945 RESULTS (9-1)**First, Western Division
Adam Walsh, Coach**

Date	Opponent	Att.	W-L Score
9/30	Chicago Cards		W 21-0
10/7	Chicago Bears	19,580	W 17-0
10/14	@ Green Bay	24,607	W 27-14
10/21	@ Chicago Bears	28,273	W 41-21
10/28	@ Philadelphia	38,149	L 14-28
11/4	@ New York	46,219	W 21-17
11/11	Green Bay	28,686	W 20-7
11/18	@ Chicago Cards	18,000	W 35-21
11/22	@ Detroit	40,017	W 28-21
12/2	Boston	18,470	W 20-7
*12/16	Washington	32,178	W 15-14

* NFL Championship

1944 RESULTS (4-6)**Fourth, Western Division
Aldo (Buff) Donelli, Coach**

Date	Opponent	Att.	W-L Score
9/24	@ Card-Pitt (Pitt.)	20,698	W 30-28
10/8	Chicago Bears		W 19-7
10/15	@ Detroit	21,115	W 20-17
10/22	@ Green Bay		L 21-30
10/29	@ Chicago Bears	23,644	L 21-28
11/5	@ Washington	35,540	L 10-14
11/12	Green Bay	17,166	L 7-42
11/19	@ Card-Pitt (Chi.)		W 33-6
11/26	Detroit	7,462	L 14-26
12/10	@ Philadelphia	24,123	L 13-28

1942 RESULTS (5-6)**Third, Western Division
Earl (Dutch) Clark, Coach**

Date	Opponent	Att.	W-L Score
9/13	Chi. Cards (Buff.)	18,698	L 0-7
9/20	Philadelphia	6,434	W 24-14
9/27	@ Detroit	14,646	W 14-0
10/4	Chicago Bears		L 7-21
10/11	Chicago Cards	33,250	W 7-3
10/18	@ Brooklyn	12,000	W 17-0
10/25	Green Bay	7,896	L 12-30
11/1	@ Washington	6,329	L 14-33
11/8	@ Green Bay	16,473	L 28-45
11/15	Detroit	4,029	W 27-7
11/29	@ Chicago Bears	13,195	L 0-47

1941 RESULTS (2-9)**Fifth, Western Division
Earl (Dutch) Clark, Coach**

Date	Opponent	Att.	W-L Score
9/7	Pittsburgh (Akron)	23,720	W 17-14
9/16	@ Chicago Cards	15,000	W 10-6
9/21	@ Green Bay	20,000	L 7-24
10/5	Chicago Bears	23,850	L 21-48
10/12	@ Detroit	26,841	L 7-17
10/19	Green Bay		L 14-17
10/26	@ Washington	32,820	L 13-17
11/2	Detroit	10,554	L 0-14
11/9	@ Chicago Bears	18,102	L 13-31
11/16	@ New York	32,740	L 14-49
11/23	Chicago Cards	5,000	L 0-7

1940 RESULTS (4-6-1)**Fourth, Western Division
Earl (Dutch) Clark, Coach**

Date	Opponent	Att.	W-L Score
9/22	Philadelphia	15,941	W 21-13
9/29	@ Detroit	15,347	L 0-6
10/6	Chicago Bears	18,998	L 14-21
10/13	@ Green Bay	16,299	L 14-31
10/20	Chicago Cards	13,683	W 26-14
10/27	@ Chicago Cards	10,313	L 7-17
11/3	Detroit	18,881	W 14-0
11/10	@ New York	23,614	W 13-0
11/17	@ Brooklyn	19,212	L 14-29
11/24	@ Chicago Bears		L 25-47
12/1	Green Bay	16,249	T 13-13

1939 RESULTS (5-5-1)**Fourth, Western Division
Earl (Dutch) Clark, Coach**

Date	Opponent	Att.	W-L Score
9/15	@ Chicago Bears	10,000	L 21-30
9/20	@ Brooklyn	12,423	L 12-23
10/1	@ Green Bay	9,888	W 27-24
10/8	Chicago Bears	18,209	L 21-35
10/15	@ Detroit	30,096	L 7-15
10/22	@ Chicago Cards	10,000	W 24-0
10/29	Pittsburgh	11,579	T 14-14
11/5	Chicago Cards	8,378	W 14-0
11/19	Detroit	28,142	W 14-3
11/26	Green Bay	30,690	L 6-7
12/3	Phila. (Colo. Sp.)	9,109	W 35-13

1938 RESULTS (4-7)

Fourth, Western Division
Hugo Bezdek, coach (3 games)

*** Art Lewis, coach (8 games)**

Date	Opponent	Att.	W-L	Score
9/11	@ Green Bay	8,247	L	17-26
9/17	Chicago Cards	7,500	L	6-7
9/25	@ Washington		L	13-37
10/2	Detroit	8,012	W	21-17
10/9	Chicago Bears		W	14-7
10/23	@ Chicago Bears	18,705	W	23-21
10/30	Green Bay	18,483	L	7-28
11/6	@ Detroit	30,140	L	0-6
11/13	@ New York	25,000	L	0-28
11/27	@ Chicago Cards		L	17-31
12/4	Pittsburgh (N.O.)	7,500	W	13-7

*Art Lewis took over as head coach prior to 10/2 game versus Detroit.

1937 RESULTS (1-10)

Fifth, Western Division
Hugo Bezdek, Coach

Date	Opponent	Att.	W-L	Score
9/10	Detroit	15,500	L	0-28
9/17	@ Philadelphia	3,107	W	21-3
9/26	@ Brooklyn	12,000	L	7-9
10/3	Chicago Cards	10,000	L	0-6
10/10	Chicago Bears		L	2-20
10/17	Green Bay	12,000	L	10-35
10/24	@ Green Bay		L	7-35
10/31	@ Chicago Cards	9,923	L	7-13
11/7	@ Detroit	24,800	L	7-27
11/21	Washington		L	7-16
11/28	@ Chicago Bears		L	7-15



In 1984, RB Eric Dickerson set the NFL single-season rushing record with 2,105 yards



MONTH-TO-MONTH RECORDS

YEAR	AUG.	SEPT.	OCT.	NOV.	DEC.	JAN.	RECORD	
1937		1-2	0-5	0-3	0-0		1-10	
1938		0-3	3-1	0-3	1-0		4-7	
1939		0-2	2-2-1	2-1	1-0		5-5-1	
1940		1-1	1-3	2-2	0-0-1		4-6-1	
1941		2-1	0-4	0-4	0-0		2-9	
1942		2-1	2-2	1-3	0-0		5-6	
1943		Operation Suspended/World War II						
1944		1-0	2-2	1-3	0-1		4-6	
1945		1-0	3-1	4-0	2*-0		10*-1	
1946		0-1	2-1-1	2-2	2-0		6-4-1	
1947		1-0	2-2	1-4	2-0		6-6	
1948		1-0	1-3-1	2-2	2-0		6-5-1	
1949		1-0	5-0	1-1-2	1-2*		8-3*-2	
1950		1-1	4-1	3-1	2*-1*		10*-4*	
1951		1-0	2-2	3-1	3*-1		9*-4	
1952		0-1	2-2	5-0	2-1*		9-4*	
1953		1-0	3-1	2-2-1	2-0		8-3-1	
1954		1-0	1-3-1	3-1	1-1		6-5-1	
1955		1-0	3-2	2-1-1	2-1*		8-4*-1	
1956		1-0	0-4	1-3	2-1		4-8	
1957		1-0	1-3	2-2	2-1		6-6	
1958		0-1	2-2	4-1	2-0		8-4	
1959		0-1	2-2	0-5	0-2		2-10	
1960		0-1	1-3-1	2-1	1-2		4-7-1	
1961		0-2	1-4	2-2	1-2		4-10	
1962		0-3	1-3	0-3-1	0-3		1-12-1	
1963		0-3	2-2	2-2	1-2		5-9	
1964		2-0-1	2-2	1-4	0-1-1		5-7-2	
1965		1-1	0-5	1-3	2-1		4-10	
1966		3-1	1-3	3-1	1-1		8-6	
1967		2-0	2-1-2	4-0	3-1*		11-2*-2	
1968		3-0	3-1	3-0-1	1-2		10-3-1	
1969		2-0	4-0	5-0	0-4*		11-4*	
1970		2-0	2-2	3-1-1	2-1		9-4-1	
1971		0-1-1	4-1	2-2	2-1		8-5-1	
1972		1-0-1	3-2	1-3	1-2		6-7-1	
1973		3-0	3-1	3-1	3-1*		12-3*	
1974		2-1	3-1	3-1	3*-2*		11*-5*	
1975		1-1	4-0	4-1	4*-0	0-1*	13*-3*	
1976		2-0-1	4-1	2-2	3*-0	0-1*	11*-4*-1	
1977		1-1	3-2	4-0	2-2*		10-5*	
1978		4-0	3-2	3-1	3*-1	0-1*	13*-5*	
1979		3-2	1-3	3-1	3*-1	1*-1*	11*-8*	
1980		2-2	3-1	4-1	2-2*		11-6*	
1981		2-2	2-2	1-4	1-2		6-10	
1982		0-2	strike	1-1	0-4	1-0	2-7	
1983		2-2	3-2	3-1	2*-2	0-1*	10*-8*	
1984		3-2	2-2	3-1	2-2*		10-7*	
1985		4-0	3-1	2-2	2-2	1*-1*	12*-6*	
1986		3-1	3-1	3-2	1-3*		10-7*	
1987		0-2	1-3	3-2	2-2		6-9	
1988		4-0	3-2	0-4	3-1*		10-7*	
1989		3-0	2-3	3-1	4*-1	1*-1*	13*-6*	
1990		1-2	1-3	2-2	1-4		5-11	
1991		2-3	1-2	0-4	0-4		3-13	
1992		2-2	1-2	1-4	2-2		6-10	
1993		2-2	0-4	1-2	1-3	1-0	5-11	
1994		2-2	1-3	1-3	0-4		4-12	
1995		4-0	1-3	1-3	1-3		7-9	
1996		1-3	1-3	1-3	3-1		6-10	
1997	1-0	1-3	0-3	1-4	2-1		5-11	
TOTALS	1-0	88-62-4	118-127-7	123-119-7	94-84-2	5-7	429-399-20	
Regular Season	1-0	88-62-4	118-127-7	123-119-7	84-71-2	2-0	416-379-20	

*Denotes playoff games included in record

HOME & AWAY RECORDS



Year	HOME			Pct.
	W	L	T	
1937	0	5	0	.000
1938	2	2	0	.500
1939 * #	3	2	1	.600
1940	3	1	1	.750
1941 * %	1	4	0	.200
1942	3	2	0	.600
1944	1	2	0	.333
1945	4	0	0	1.000
1946	3	2	0	.600
1947	3	3	0	.500
1948	3	2	1	.600
1949	5	1	0	.833
1950	5	1	0	.833
1951	5	2	0	.714
1952	5	1	0	.833
1953	5	1	0	.833
1954	3	2	1	.600
1955	5	1	0	.833
1956	4	2	0	.666
1957	5	1	0	.833
1958	4	2	0	.666
1959	0	6	0	.000
1960	2	3	1	.400
1961	4	3	0	.571
1962	0	7	0	.571
1963	3	4	0	.428
1964	3	2	2	.600
1965	3	4	0	.429
1966	5	2	0	.714
1967	5	1	1	.786
1968	5	2	0	.714
1969	5	2	0	.714
1970	3	3	1	.500
1971	4	2	1	.667
1972	4	3	0	.571
1973	7	0	0	1.000
1974	6	1	0	.857
1975	6	1	0	.857
1976	5	2	0	.714
1977	7	0	0	1.000
1978	6	2	0	.750
1979	4	4	0	.500
1980	6	2	0	.750
1981	4	4	0	.500
1982	1	4	0	.200
1983	5	3	0	.625
1984	5	3	0	.625
1985	6	2	0	.750
1986	6	2	0	.750
1987	3	4	0	.429
1988	4	4	0	.500
1989	6	2	0	.750
1990	2	6	0	.250
1991	2	6	0	.250
1992	4	4	0	.500
1993	3	5	0	.375
1994	3	5	0	.375
1995	4	4	0	.500
1996	4	4	0	.500
1997	2	6	0	.250
TOTALS	229	163	10	.584

Year	AWAY			Pct.
	W	L	T	
1937	1	5	0	.167
1938 * +	2	5	0	.286
1939	2	3	0	.400
1940	1	5	0	.167
1941	1	5	0	.167
1942 * ^	2	4	0	.333
1944	3	4	0	.428
1945	5	1	0	.833
1946	3	2	1	.600
1947	3	3	0	.500
1948	3	3	0	.500
1949	3	1	2	.750
1950	4	2	0	.667
1951	3	2	0	.600
1952	4	2	0	.667
1953	3	2	1	.600
1954	3	3	0	.500
1955	3	2	1	.600
1956	0	6	0	.000
1957	1	5	0	.167
1958	4	2	0	.667
1959	2	4	0	.333
1960	2	4	0	.333
1961	0	7	0	.000
1962	1	5	1	.167
1963	2	5	0	.286
1964	2	5	0	.286
1965	1	6	0	.143
1966	3	4	0	.428
1967	6	0	1	1.000
1968	5	1	1	.833
1969	6	1	0	.857
1970	6	1	0	.857
1971	4	3	0	.571
1972	2	4	1	.357
1973	5	2	0	.714
1974	4	3	0	.571
1975	6	1	0	.857
1976	5	1	1	.786
1977	3	4	0	.428
1978	6	2	0	.750
1979	5	3	0	.625
1980	5	3	0	.625
1981	2	6	0	.250
1982	1	3	0	.250
1983	4	4	0	.500
1984	5	3	0	.625
1985	5	3	0	.625
1986	4	4	0	.500
1987	3	5	0	.375
1988	6	2	0	.750
1989	5	3	0	.625
1990	3	5	0	.375
1991	1	7	0	.125
1992	2	6	0	.250
1993	2	6	0	.250
1994	1	7	0	.125
1995	3	5	0	.375
1996	2	6	0	.333
1997	3	5	0	.375
TOTALS	187	215	10	.465

* Record includes neutral site game

Rams played Philadelphia in Colo. Springs and were the home team

% Rams played Pittsburgh in Akron and were the home team

* Record includes neutral site game

+ Rams played Pittsburgh in New Orleans and were the road team

^ Rams played Chicago Cardinals in Buffalo and were the road team



SERIES RESULTS

ARIZONA CARDINALS

(Rams lead series, 24-20-2)

- 1937 - Cardinals, 6-0 (Cle)
Cardinals, 13-7 (Chi)
- 1938 - Cardinals, 7-6 (Cle)
Cardinals, 31-17 (Chi)
- 1939 - Rams, 24-0 (Chi)
Rams, 14-0 (Cle)
- 1940 - Rams, 26-14 (Cle)
Cardinals, 17-7 (Chi)
- 1941 - Rams, 10-6 (Chi)
Cardinals, 7-0 (Cle)
- 1942 - Cardinals, 7-0 (Buffalo)
Rams, 7-3 (Cle)
- 1945 - Rams, 21-0 (Cle)
Rams, 35-21 (Chi)
- 1946 - Cardinals, 34-10 (Chi)
Rams, 17-14 (LA)
- 1947 - Rams, 27-7 (LA)
Cardinals, 17-10 (Chi)
- 1948 - Cardinals, 27-22 (LA)
Cardinals, 27-24 (Chi)
- 1949 - Tie, 28-28 (Chi)
Cardinals, 31-27 (LA)
- 1951 - Rams, 45-21 (LA)
- 1953 - Tie, 24-24 (Chi)
- 1954 - Rams, 28-17 (LA)
- 1958 - Rams, 20-14 (Chi)
- 1960 - Cardinals, 43-21 (LA)
- 1965 - Rams, 27-3 (StL)
- 1968 - Rams, 24-13 (StL)
- 1970 - Rams, 34-13 (LA)
- 1972 - Cardinals, 24-14 (StL)
- 1975 - ***Rams, 35-23 (LA)
- 1976 - Cardinals, 30-28 (LA)
- 1979 - Rams, 21-0 (LA)
- 1980 - Rams, 21-13 (StL)
- 1984 - Rams, 16-13 (StL)
- 1985 - Rams, 46-14 (LA)
- 1986 - Rams, 16-10 (StL)
- 1987 - Rams, 27-24 (StL)
- 1988 - Cardinals, 41-27 (LA)
- 1989 - Rams, 37-14 (LA)
- 1991 - Cardinals, 24-14 (LA)
- 1992 - Cardinals, 20-14 (Pho)
- 1993 - Cardinals, 38-10 (Pho)
- 1994 - Rams, 14-12 (LA)
- 1996 - Cardinals, 31-28 OT (Pho)
- 1998 - at St. Louis 9/27/98
(Pts.-Rams 914, Cards. 804)
*Franchise in Chicago prior to 1960
***NFC Divisional Playoff

ATLANTA FALCONS

(Rams lead series, 39-21-2)

- 1966 - Rams, 19-14 (A)
- 1967 - Rams, 31-3 (A)
Rams, 20-3 (LA)
- 1968 - Rams, 27-14 (LA)
Rams, 17-10 (A)
- 1969 - Rams, 17-7 (LA)
Rams, 38-6 (A)
- 1970 - Tie, 10-10 (LA)
Rams, 17-7 (A)

- 1971 - Tie, 20-20 (LA)
Rams, 24-16 (A)
- 1972 - Falcons, 31-3 (A)
Rams, 20-7 (LA)
- 1973 - Rams, 31-0 (LA)
Falcons, 15-13 (A)
- 1974 - Rams, 21-0 (LA)
Rams, 30-7 (A)
- 1975 - Rams, 22-7 (LA)
Rams, 16-7 (A)
- 1976 - Rams, 30-14 (A)
Rams, 59-0 (LA)
- 1977 - Falcons, 17-6 (A)
Rams, 23-7 (LA)
- 1978 - Rams, 10-0 (LA)
Falcons, 15-7 (A)
- 1979 - Rams, 20-14 (LA)
Rams, 34-13 (A)
- 1980 - Falcons, 13-10 (A)
Rams, 20-17 (LA) OT
- 1981 - Rams, 37-35 (A)
Rams, 21-16 (LA)
- 1982 - Falcons, 34-17 (A)
- 1983 - Rams, 27-21 (LA)
Rams, 36-13 (A)
- 1984 - Falcons, 30-28 (LA)
Rams, 24-10 (A)
- 1985 - Rams, 17-6 (LA)
Falcons, 30-14 (A)
- 1986 - Falcons, 26-14 (A)
Rams, 14-7 (LA)
- 1987 - Falcons, 24-20 (A)
Rams, 33-0 (LA)
- 1988 - Rams, 33-0 (A)
Rams, 22-7 (LA)
- 1989 - Rams, 31-21 (A)
Rams, 26-14 (LA)
- 1990 - Rams, 44-24 (LA)
Falcons, 20-13 (A)
- 1991 - Falcons, 31-14 (A)
Falcons, 31-14 (LA)
- 1992 - Falcons, 30-28 (A)
Rams, 38-27 (LA)
- 1993 - Falcons, 30-24 (A)
Falcons, 13-0 (LA)
- 1994 - Falcons, 34-19 (A)
Falcons, 5-8 (LA)
- 1995 - Rams, 21-19 (StL)
Falcons, 31-6 (A)
- 1996 - Rams, 59-16 (StL)
Rams, 34-27 (A)
- 1997 - Falcons, 34-31 (A)
Falcons, 27-21 (StL)
at Atlanta 11/1/98
at St. Louis 11/29/98
(Pts.-Rams 1,400, Falcons 980)

BALTIMORE RAVENS

(Ravens lead series, 1-0)

- 1996 - Ravens, 37-31 OT (B)
(Pts.-Ravens 37, Rams 31)

BUFFALO BILLS

(Bills lead series, 4-3)

- 1970 - Rams, 19-0 (B)

- 1974 - Rams, 19-14 (LA)
- 1980 - Bills, 10-7 (B) OT
- 1983 - Rams, 41-17 (LA)
- 1989 - Bills, 23-20 (B)
- 1992 - Bills, 40-7 (B)
- 1995 - Bills, 45-27 (StL)
1998 - at Buffalo 9/20/98
(Pts.-Bills 149, Rams 140)

CAROLINA PANTHERS

(series tied, 3-3)

- 1995 - Rams, 31-10 (C)
Rams, 28-17 (StL)
- 1996 - Panthers, 45-13 (C)
Panthers, 20-10 (StL)
- 1997 - Panthers, 16-10 (StL)
Rams, 30-18 (C)
- 1998 - at St. Louis 11/22/98
at Carolina 12/20/98
(Pts.-Panthers 126, Rams 122)

CHICAGO BEARS

(Bears lead series, 48-31-3)

- 1937 - Bears, 15-7 (Chi)
Bears, 20-2 (Cle)
- 1938 - Rams, 14-7 (Cle)
Rams, 23-21 (Chi)
Bears, 30-21 (Chi)
- 1939 - Bears, 35-21 (Cle)
- 1940 - Bears, 21-14 (Cle)
Bears, 47-25 (Chi)
- 1941 - Bears, 48-21 (Cle)
Bears, 31-13 (Chi)
- 1942 - Bears, 21-7 (Cle)
Bears, 47-0 (Chi)
- 1944 - Rams, 19-7 (Cle)
Bears, 28-21 (Chi)
- 1945 - Rams, 17-0 (Cle)
Rams, 41-21 (Chi)
- 1946 - Tie, 28-28 (C)
Bears, 27-21 (LA)
- 1947 - Bears, 41-21 (LA)
Rams, 17-14 (C)
- 1948 - Bears, 42-21 (C)
Bears, 21-6 (LA)
- 1949 - Rams, 31-16 (C)
Rams, 27-24 (LA)
- 1950 - Bears, 24-20 (LA)
Bears, 24-14 (C)
*Rams, 24-14 (LA)
- 1951 - Rams, 42-17 (C)
- 1952 - Rams, 31-7 (LA)
Rams, 40-24 (C)
- 1953 - Rams, 38-24 (LA)
Bears, 24-21 (C)
- 1954 - Rams, 42-38 (LA)
Bears, 24-13 (C)
- 1955 - Bears, 31-20 (LA)
Bears, 24-3 (C)
- 1956 - Bears, 35-24 (LA)
Bears, 30-21 (C)
Bears, 34-26 (C)
- 1957 - Bears, 16-10 (LA)
- 1958 - Bears, 31-10 (C)
Rams, 41-35 (LA)

1959 - Rams, 28-21 (C)
Bears, 26-21 (LA)
 1960 - Bears, 34-27 (C)
Tie, 24-24 (LA)
 1961 - Bears, 21-17 (LA)
 Bears, 28-24 (C)
 1962 - Bears, 27-23 (LA)
 Bears, 30-14 (C)
 1963 - Bears, 52-14 (LA)
 Bears, 6-0 (C)
 1964 - Bears, 38-17 (C)
Bears, 34-24 (LA)
 1965 - Rams, 30-28 (LA)
 Bears, 31-6 (C)
 1966 - Rams, 31-17 (LA)
 Bears, 17-10 (C)
 1967 - Rams, 28-17 (C)
 1968 - Bears, 17-16 (LA)
 1969 - Rams, 9-7 (C)
 1971 - Rams, 17-3 (LA)
 1972 - Tie, 13-13 (C)
 1973 - Rams, 26-0 (C)
 1975 - Rams, 38-10 (LA)
 1976 - Rams, 20-12 (LA)
 1977 - Bears, 24-23 (C)
 1979 - Bears, 27-23 (C)
 1981 - Rams, 24-7 (C)
 1982 - Bears, 34-26 (LA)
 1983 - Rams, 21-14 (LA)
 1984 - Rams, 29-13 (LA)
 1985 - ***Bears, 24-0 (C)
 1986 - Rams, 20-17 (C)
 1988 - Rams, 23-3 (LA)
 1989 - Bears, 20-10 (C)
 1990 - Bears, 38-9 (C)
 1993 - Rams, 20-6 (LA)
 1994 - Bears, 13-27 (C)
 1995 - Rams, 34-28 (StL)
 1996 - Bears, 35-9 (C)
 1997 - Bears, 13--10 (StL)
 1998 - at Chicago 11/8/98
 (Pts.- Bears 1,897, Rams 1,671)
 *Conference Playoff
 ****NFC Championship

CINCINNATI BENGALS

(Bengals lead series, 5-3)

1972 - Rams, 15-12 (LA)
 1976 - Bengals, 20-12 (C)
 1978 - Bengals, 20-19 (LA)
 1981 - Bengals, 24-10 (C)
 1984 - Rams, 24-14 (C)
 1990 - Bengals, 34-31 (LA) (OT)
 1993 - Bengals, 15-3 (C)
 1996 - Rams, 26-16 (StL)
 (Pts.- Bengals 155, Rams 140)

CLEVELAND BROWNS

(Browns lead series, 10-8)

1950 - *Browns, 30-28 (C)
 1951 - Browns, 38-23 (LA)
 *Rams, 24-17 (LA)
 1952 - Browns, 37-7 (C)
 1955 - *Browns, 38-14 (LA)
 1957 - Browns, 45-31 (C)
 1958 - Browns, 30-27 (LA)
 1963 - Browns, 20-6 (C)
 1965 - Rams, 42-7 (LA)
 1968 - Rams, 24-6 (C)
 1973 - Rams, 30-17 (LA)

1977 - Rams, 9-0 (C)
 1978 - Browns, 30-19 (C)
 1981 - Rams, 27-16 (LA)
 1984 - Rams, 20-17 (LA)
 1987 - Browns, 30-17 (C)
 1990 - Rams, 38-23 (C)
 1993 - Browns, 42-14 (LA)
 (Pts.- Browns 449, Rams 430)

DALLAS COWBOYS

(Rams lead series, 13-12)

1960 - Rams, 38-13 (D)
 1962 - Cowboys, 27-17 (LA)
 1969 - Rams, 24-23 (LA)
 1970 - *Rams, 31-0 (Miami)
 1971 - Cowboys, 28-21 (D)
 1973 - Rams, 37-31 (LA)
 ***Cowboys, 27-16 (D)
 1975 - Cowboys, 18-7 (D)
 ****Cowboys, 37-7 (LA)
 1976 - ***Rams, 14-12 (D)
 1978 - Rams, 27-14 (LA)
 ****Cowboys, 28-0 (LA)
 1979 - Cowboys, 30-6 (D)
 ***Rams, 21-19 (D)
 1980 - Rams, 38-14 (LA)
 **Cowboys, 34-13 (D)
 1981 - Cowboys, 29-17 (D)
 1983 - **Rams, 24-17 (D)
 1984 - Cowboys, 20-13 (LA)
 1985 - ***Rams, 20-0 (LA)
 1986 - Rams, 29-10 (LA)
 1987 - Cowboys, 29-21 (LA)
 1989 - Rams, 35-31 (D)
 1990 - Cowboys, 24-21 (LA)
 1992 - Rams, 27-23, (D)
 (Pts.- Rams 559, Cowboys 551)
 **NFC First Round Playoff
 ***NFC Divisional Playoff
 ****NFC Championship

DENVER BRONCOS

(Series tied, 4-4)

1972 - Broncos, 16-10 (LA)
 1974 - Rams, 17-10 (D)
 1979 - Rams, 13-9 (D)
 1982 - Broncos, 27-24 (LA)
 1985 - Rams, 20-16 (LA)
 1988 - Broncos, 35-24 (D)
 1994 - Rams, 27-21 (LA)
 1997 - Broncos, 35-14 (D)
 (Pts.- Broncos 169, Rams 143)

DETROIT LIONS

(Rams lead series, 39-36-1)

1937 - Lions, 28-0 (Cle)
 Lions, 27-7 (D)
 1938 - Rams, 21-17 (Cle)
 Lions, 6-0 (D)
 1939 - Lions, 15-7 (D)
 Rams 14-3 (Cle)
 Lions, 6-0 (D)
 1940 - Rams, 14-0 (Cle)
 Lions, 17-7 (D)
 1941 - Lions, 14-0 (Cle)
 1942 - Rams, 14-0 (D)
 Rams, 27-7 (Cle)

1944 - Rams, 20-17 (D)
Lions, 26-14 (Cle)
 1945 - Rams, 28-21 (D)
 1946 - Rams, 35-14 (LA)
 Rams, 41-20 (D)
 1947 - Rams, 27-13 (D)
Rams, 28-17 (LA)
 1948 - Rams, 44-7 (LA)
 Rams, 34-27 (D)
 1949 - Rams, 27-24 (LA)
 Rams, 21-20 (D)
 1950 - Rams, 30-28 (D)
Rams, 65-24 (LA)
 Rams, 27-21 (D)
Lions, 24-22 (LA)
Lions, 17-14 (LA)
 Lions, 24-16 (D)
 *Lions, 31-21 (D)
 1953 - Rams, 31-19 (D)
Rams, 37-24 (LA)
 Lions, 21-3 (D)
 1954 - Lions, 27-24 (LA)
 Rams, 17-10 (D)
 1955 - Rams, 17-10 (D)
Rams, 24-13 (LA)
 Lions, 24-21 (D)
Lions, 16-7 (LA)
 1957 - Lions, 10-7 (D)
Rams, 35-17 (LA)
 Rams, 42-28 (D)
Lions, 41-24 (LA)
 1959 - Lions, 17-7 (LA)
 Lions, 23-17 (D)
 Rams, 48-35 (LA)
 Lions, 12-10 (D)
 1961 - Lions, 14-13 (D)
Lions, 28-10 (LA)
 Lions, 13-10 (D)
Lions, 12-3 (LA)
 1963 - Lions, 23-2 (LA)
 Rams, 28-21 (D)
 1964 - Tie, 17-17 (LA)
 Lions, 37-17 (D)
 1965 - Lions, 20-0 (D)
Lions, 31-7 (LA)
 Rams, 14-7 (D)
 Rams, 23-3 (LA)
 1967 - Rams, 31-7 (D)
 1968 - Rams, 10-7 (LA)
 1969 - Lions, 28-0 (D)
 1970 - Lions, 28-23 (LA)
 1971 - Rams, 21-13 (D)
 1972 - Lions, 34-17 (LA)
 1974 - Rams, 16-13 (D)
 1975 - Rams, 20-0 (D)
 1976 - Rams, 20-17 (D)
 1980 - Lions, 41-20 (LA)
 1981 - Rams, 20-13 (LA)
 1982 - Lions, 19-14 (LA)
 1983 - Rams, 21-10 (LA)
 1986 - Rams, 14-10 (LA)
 1987 - Rams, 37-16 (D)
 1988 - Rams, 17-10 (LA)
 1991 - Lions, 21-10 (D)
 1993 - Lions, 16-13 (LA)
 (Pts.- Rams 1,447, Lions 1,371)
 *Conference Playoff

GREEN BAY PACKERS

(Rams lead series, 43-39-2)

1937 - Packers, 35-7 (GB)

Packers, 35-10 (Cle)
 1938 - Packers, 26-17 (GB)
Packers, 28-7 (GB)
 1939 - Rams, 27-24 (GB)
Packers, 7-6 (Cle)
 1940 - Packers, 31-14 (GB)
Tie, 13-13 (Cle)
 1941 - Packers, 24-7 (GB)
Packers, 17-14 (Cle)
 1942 - Packers, 31-12 (Cle)
 Packers, 45-28 (GB)
 1944 - Packers, 30-21 (GB)
Packers, 42-7 (Cle)
 1945 - Rams 27-14 (GB)
Rams, 20-7 (Cle)
 1946 - Rams, 21-17 (Mil)
Rams, 38-17 (LA)
 1947 - Packers, 17-14 (Mil)
Packers, 30-10 (LA)
 1948 - Packers, 16-0 (GB)
Rams, 24-10 (LA)
 1949 - Rams, 48-7 (GB)
Rams, 35-7 (LA)
 1950 - Rams, 45-14 (Mil)
Rams, 51-14 (LA)
 1951 - Rams, 28-0 (Mil)
Rams, 42-14 (LA)
 1952 - Rams, 30-28 (Mil)
Rams, 45-27 (LA)
 1953 - Rams, 38-20 (Mil)
Rams, 33-17 (LA)
 1954 - Packers, 35-17 (LA)
Rams, 35-27 (LA)
 1955 - Packers, 30-28 (Mil)
Rams, 31-17 (LA)
 1956 - Packers, 42-17 (Mil)
Rams, 49-21 (LA)
 1957 - Rams, 31-27 (LA)
Rams, 42-17 (LA)
 1958 - Rams, 20-7 (GB)
Rams, 34-20 (LA)
 1959 - Rams, 45-6 (Mil)
Packers, 38-20 (LA)
 1960 - Rams, 33-31 (Mil)
Packers, 35-21 (LA)
 1961 - Packers, 35-17 (GB)
Packers, 24-17 (LA)
 1962 - Packers, 41-10 (Mil)
Packers, 20-17 (LA)
 1963 - Packers, 42-10 (GB)
 1964 - Rams, 27-17 (Mil)
Tie, 24-24 (LA)
 1965 - Packers, 6-3 (Mil)
Rams, 21-10 (LA)
 1966 - Packers, 24-13 (GB)
Packers, 27-23 (LA)
 1967 - Rams, 27-24 (LA)
 *Packers, 28-7 (Mil)
 1968 - Rams, 16-14 (Mil)
 1969 - Rams, 34-21 (LA)
 1970 - Rams, 31-21 (GB)
 1971 - Rams, 30-13 (LA)
 1973 - Rams, 24-7 (LA)
 1974 - Packers, 17-6 (Mil)
 1975 - Rams, 22-5 (LA)
 1977 - Rams, 24-6 (Mil)
 1978 - Rams, 31-14 (LA)
 1980 - Rams, 51-21 (LA)
 1981 - Rams, 35-23 (Mil)
 1982 - Packers, 35-23 (Mil)
 1983 - Packers, 27-24 (Mil)
 1984 - Packers, 31-6 (Mil)

1985 - Rams, 34-17 (LA)
 1988 - Rams, 34-7 (GB)
 1989 - Rams, 41-38 (LA)
 1990 - Packers, 36-24 (GB)
 1991 - Rams, 23-21 (LA)
 1992 - Packers, 28-13 (GB)
 1993 - Packers, 36-6 (Mil)
 1994 - Packers, 24-17 (GB)
 1995 - Rams, 17-14 (GB)
 1996 - Packers, 24-9 (StL)
 1997 - Packers, 17-7 (GB)
 (Pts.-Rams 1,744, Packers 1,471)
 *Conference Playoff

INDIANAPOLIS COLTS

(Colts lead series, 21-17-2)
 1950 - Rams, 70-27 (LA)
 1953 - Rams, 21-13 (B)
Rams, 45-2 (LA)
 1954 - Rams, 48-0 (B)
Colts, 22-21 (LA)
 1955 - Tie, 17-17 (B)
Rams, 20-14 (LA)
 1956 - Colts, 56-21 (B)
Rams, 31-7 (LA)
 1957 - Colts, 31-14 (B)
Rams, 37-21 (LA)
 1958 - Colts, 34-7 (B)
Rams, 30-28 (LA)
 1959 - Colts, 35-21 (B)
Colts, 45-26 (LA)
 1960 - Colts, 31-17 (B)
Rams, 10-3 (LA)
 1961 - Colts, 27-24 (B)
Rams, 34-17 (LA)
 1962 - Colts, 30-27 (B)
Colts, 14-2 (LA)
 1963 - Rams, 17-16 (LA)
 Colts, 19-16 (B)
 1964 - Colts, 35-20 (B)
Colts, 24-7 (LA)
 1965 - Colts, 35-20 (B)
Colts, 20-17 (LA)
 1966 - Colts, 17-3 (LA)
 Rams, 23-7 (B)
 1967 - Tie, 24-24 (B)
Rams, 34-10 (LA)
 1968 - Colts, 27-10 (B)
Colts, 28-24 (LA)
 1969 - Rams, 27-20 (B)
Colts, 13-7 (LA)
 1971 - Colts, 24-17 (B)
 1975 - Rams, 24-13 (LA)
 1986 - Rams, 24-7 (Ind)
 1989 - Rams, 31-17 (LA)
 1995 - Colts, 21-18 (Ind)
 (Pts.-Rams 909, Colts 851)

JACKSONVILLE JAGUARS

(Rams lead series, 1-0)
 1996 - Rams, 17-14 (StL)
 (Pts.-Rams 17, Jaguars 14)

KANSAS CITY CHIEFS

(Rams lead series, 4-2)
 1973 - Rams, 23-13 (KC)
 1982 - Rams, 20-14 (LA)

1985 - Rams, 16-0 (KC)
 1991 - Chiefs, 27-20 (LA)
 1994 - Rams, 16-0 (KC)
 1997 - Chiefs, 28-20 (StL)
 (Pts.-Rams 115, Chiefs 82)

MIAMI DOLPHINS

(Dolphins lead series, 6-1)
 1971 - Dolphins, 20-14 (LA)
 1976 - Rams, 31-28 (M)
 1980 - Dolphins, 35-14 (LA)
 1983 - Dolphins, 30-14 (M)
 1986 - Dolphins, 37-31 (LA) OT
 1992 - Dolphins, 26-10 (M)
 1995 - Dolphins, 41-22 (StL)
 1998 - at Miami 10/18/98
 (Pts.-Dolphins 217, Rams 136)

MINNESOTA VIKINGS

(Vikings lead series, 20-12-2)
 1961 - Rams, 31-17 (LA)
 Vikings, 42-21 (M)
 1962 - Vikings, 38-14 (LA)
 Tie, 24-24 (M)
 1963 - Rams, 27-24 (LA)
 Vikings, 21-13 (M)
 1964 - Rams, 22-13 (LA)
 Vikings, 34-13 (M)
 1965 - Vikings, 38-35 (LA)
 Vikings, 24-13 (M)
 1966 - Vikings, 35-7 (M)
Rams, 21-6 (LA)
Rams, 39-3 (LA)
 1968 - Rams, 31-3 (M)
 1969 - Vikings, 20-12 (LA)
 *Vikings, 23-20 (M)
 1970 - Vikings, 13-3 (M)
 1972 - Vikings, 45-41 (LA)
 1973 - Vikings, 10-9 (M)
 1974 - Rams, 20-17 (LA)
 ****Vikings, 14-10 (M)
 1976 - Tie, 10-10 (M) OT
 ****Vikings, 24-13 (M)
 1977 - Rams, 35-3 (LA)
 ***Vikings, 14-7 (LA)
 1978 - Rams, 34-17 (M)
 ***Rams, 34-10 (LA)
 1979 - Rams, 27-21 (LA) OT
 1985 - Rams, 13-10 (LA)
 1987 - Vikings, 21-16 (LA)
 1988 - **Vikings, 28-17 (M)
 1989 - Vikings, 23-21 (M) OT
 1991 - Vikings, 20-14 (M)
 1992 - Vikings, 31-17 (LA)
 1998 - at St. Louis 9/13/98
 (Pts.-Rams 685, Vikings 696)
 *Conference Championship
 **NFC First Round Playoff
 ***NFC Divisional Playoff
 ****NFC Championship

NEW ENGLAND PATRIOTS

(Series tied, 3-3)
 1974 - Patriots, 20-14 (NE)
 1980 - Rams, 17-14 (NE)
 1983 - Patriots, 21-7 (LA)
 1986 - Patriots, 30-28 (LA)
 1989 - Rams, 24-20 (NE)

1992 - Rams, 14-0 (LA)
1998 - at St. Louis 12/13/98
(Pts.- Patriots 105, Rams 104)

NEW ORLEANS SAINTS

(Rams lead series, 32-24)

1967 - Rams, 27-13 (NO)
1969 - Rams, 36-17 (LA)
1970 - Rams, 30-17 (NO)
Rams, 34-16 (LA)
1971 - Saints, 24-20 (NO)
Rams, 45-28 (LA)
1972 - Rams, 34-14 (LA)
Saints, 19-16 (NO)
1973 - Rams, 29-7 (LA)
Rams, 24-13 (NO)
1974 - Rams, 24-0 (LA)
Saints, 20-7 (NO)
1975 - Rams, 38-14 (LA)
Rams, 14-7 (NO)
1976 - Rams, 16-10 (NO)
Rams, 33-14 (LA)
Rams, 14-7 (LA)
Saints, 27-26 (NO)
1978 - Rams, 26-20 (NO)
Saints, 10-3 (LA)
1979 - Rams, 35-17 (NO)
Saints, 29-14 (LA)
Rams, 45-31 (LA)
Rams, 27-7 (NO)
1981 - Saints, 23-17 (NO)
Saints, 21-13 (LA)
1983 - Rams, 30-27 (LA)
Rams, 26-24 (NO)
1984 - Rams, 28-10 (NO)
Rams, 34-21 (LA)
Rams, 28-10 (LA)
Saints, 29-3 (NO)
1986 - Saints, 6-0 (NO)
Rams, 26-13 (LA)
1987 - Saints, 37-10 (NO)
Saints, 31-14 (LA)
1988 - Rams, 12-10 (NO)
Saints, 14-10 (LA)
Saints, 40-21 (LA)
Rams, 20-17 (NO) OT
1990 - Saints, 24-20 (LA)
Saints, 20-17 (NO)
1991 - Saints, 24-7 (NO)
Saints, 24-17 (LA)
1992 - Saints, 13-10 (NO)
Saints, 37-14 (LA)
Rams, 37-6 (LA)
Rams, 23-20 (NO)
1994 - Saints, 37-34 (NO)
Saints, 31-15 (LA)
1995 - Rams, 17-13 (StL)
Saints, 19-10 (NO)
1996 - Rams, 26-10 (NO)
Rams, 14-13 (StL)
1997 - Rams, 38-24 (StL)
Rams, 34-27 (NO)
1998 - at St. Louis 9/6/98
at New Orleans 11/15/98
(Pts.- Rams 1,211, Saints 1,087)

NEW YORK GIANTS

(Rams lead series, 23-10)

1938 - Giants, 28-0 (NY)

1940 - Rams, 13-0 (NY)
1941 - Giants, 49-14 (NY)
1945 - Rams, 21-17 (NY)
1946 - Rams, 31-21 (NY)
1947 - Rams, 34-10 (LA)
1948 - Rams, 52-37 (NY)
1953 - Rams, 21-7 (LA)
1954 - Rams, 17-16 (NY)
1959 - Giants, 23-21 (LA)
1961 - Giants, 24-14 (NY)
1966 - Rams, 55-14 (LA)
1968 - Rams, 24-21 (LA)
1970 - Rams, 31-3 (NY)
1973 - Rams, 40-6 (LA)
1976 - Rams, 24-10 (LA)
1978 - Rams, 20-17 (NY)
1979 - Giants, 20-14 (LA)
1980 - Rams, 28-7 (NY)
1981 - Giants, 10-7 (NY)
1983 - Rams, 16-6 (NY)
1984 - Rams, 33-12 (LA)
**Giants, 16-13 (LA)
1985 - Giants, 24-19 (NY)
1988 - Rams, 45-31 (NY)
1989 - Rams, 31-10 (LA)
***Rams, 19-13 (NY) OT
1990 - Giants, 31-7 (LA)
1991 - Rams, 19-13 (NY)
1992 - Rams, 38-17 (LA)
1993 - Giants, 20-10 (NY)
1994 - Rams, 17-10 (LA)
1997 - Rams, 13-3 (StL)
(Pts.- Rams 761, Giants 546)
**NFC First Round Playoff
***NFC Divisional Playoff

NEW YORK JETS

(Rams lead series, 6-2)

1970 - Jets, 31-20 (LA)
1974 - Rams, 20-13 (NY)
1980 - Rams, 38-13 (LA)
1983 - Jets, 27-24 (NY) OT
1986 - Rams, 17-3 (NY)
1989 - Rams, 38-14 (LA)
1992 - Rams, 18-10 (LA)
1995 - Rams, 23-20 (NY)
1998 - at St. Louis 10/11/98
(Pts.- Rams 198, Jets 131)

OAKLAND RAIDERS

(Raiders lead series, 7-2)

1972 - Raiders, 45-17 (O)
1977 - Rams, 20-14 (LA)
1979 - Raiders, 24-17 (LA)
1982 - Raiders, 37-31 (Raiders)
1985 - Raiders, 16-6 (Rams)
1988 - Rams, 22-17 (Raiders)
1991 - Raiders, 20-17 (Raiders)
1994 - Raiders, 20-17 (Rams)
1997 - Raiders, 35-17 (O)
(Pts.- Raiders 228, Rams 164)

PHILADELPHIA EAGLES

(Rams lead series, 16-13-1)

1937 - Rams, 21-3 (P)
1939 - Rams, 35-13 (CO)
1940 - Rams, 21-13 (Cle)
1942 - Rams, 24-14 (Cle)

1944 - Eagles, 26-13 (P)
1945 - Eagles, 28-14 (P)
1946 - Eagles, 25-14 (LA)
1947 - Eagles, 14-7 (P)
1948 - Tie, 28-28 (LA)
1949 - Eagles, 38-14 (P)
*Eagles, 14-0 (LA)
1950 - Eagles, 56-20 (P)
1955 - Rams, 23-21 (P)
1956 - Rams, 27-7 (LA)
1957 - Rams, 17-13 (LA)
1959 - Eagles, 23-20 (P)
1964 - Rams, 20-10 (LA)
1967 - Rams, 33-17 (LA)
1969 - Rams, 23-17 (P)
1972 - Rams, 34-3 (P)
1975 - Rams, 42-3 (P)
1977 - Rams, 20-0 (LA)
1978 - Rams, 16-16 (P)
1983 - Eagles, 13-9 (P)
1985 - Rams, 17-6 (P)
1986 - Eagles, 34-20 (P)
1988 - Eagles, 30-24 (P)
1989 - **Rams, 21-7 (P)
1990 - Eagles, 27-21 (LA)
1995 - Eagles, 20-9 (P)
1998 - at Philadelphia 12/3/98
(Pts.- Rams 607, Eagles 537)
*NFL Championship
**NFC First Round Playoff

PITTSBURGH STEELERS

(Rams lead series, 14-6-2)

1938 - Rams, 13-7 (NO)
1939 - Tie, 14-14 (Cle)
1941 - Rams, 17-14 (OH)
1947 - Rams, 48-7 (P)
1948 - Rams, 31-14 (LA)
1949 - Tie, 7-7 (P)
1952 - Rams, 28-14 (LA)
1955 - Rams, 27-26 (LA)
1956 - Steelers, 30-13 (P)
1961 - Rams, 24-14 (LA)
1964 - Rams, 26-14 (P)
1968 - Rams, 45-10 (LA)
1971 - Rams, 23-14 (P)
1975 - Rams, 10-3 (LA)
1978 - Rams, 10-7 (LA)
1979 - *Steelers, 31-19
(Pasadena, Calif.)
1981 - Steelers, 24-0 (P)
1984 - Steelers, 24-14 (P)
1987 - Rams, 31-21 (LA)
1990 - Steelers, 41-10 (P)
1993 - Rams, 27-0 (LA)
1996 - Steelers, 42-6 (P)
(Pts.- Rams 506, Steelers 412)
*Super Bowl XIV

SAN DIEGO CHARGERS

(Series tied, 3-3)

1970 - Rams, 37-10 (LA)
1975 - Rams, 13-10 (SD) OT
1979 - Chargers, 40-16 (LA)
1988 - Chargers, 38-24 (LA)
1991 - Rams, 30-24 (LA)
1994 - Chargers, 31-17 (SD)
(Pts.- Chargers 153, Rams 137)

SAN FRANCISCO 49ERS

(Rams lead series, 48-47-2)

- 1950 - Rams, 35-14 (SF)
Rams, 28-21 (LA)
- 1951 - 49ers, 44-17 (SF)
Rams, 23-16 (LA)
- 1952 - **Rams, 35-9 (LA)**
Rams, 34-21 (SF)
- 1953 - 49ers, 31-30 (SF)
49ers, 31-27 (LA)
- 1954 - **Tie, 24-24 (LA)**
Rams, 42-34 (SF)
- 1955 - Rams, 23-14 (SF)
Rams, 27-14 (LA)
- 1956 - 49ers, 33-30 (SF)
Rams, 30-6 (LA)
- 1957 - 49ers, 23-20 (SF)
Rams, 37-24 (LA)
- 1958 - Rams, 33-3 (SF)
Rams, 56-7 (LA)
- 1959 - 49ers, 34-0 (SF)
49ers, 24-16 (LA)
- 1960 - 49ers, 13-9 (SF)
49ers, 23-7 (LA)
- 1961 - 49ers, 35-0 (SF)
Rams, 17-7 (LA)
- 1962 - Rams, 28-14 (SF)
49ers, 24-17 (LA)
- 1963 - **Rams, 28-21 (LA)**
Rams, 21-17 (SF)
- 1964 - **Rams, 42-14 (LA)**
49ers, 28-7 (SF)
- 1965 - **49ers, 45-21 (LA)**
49ers, 30-27 (SF)
- 1966 - **Rams, 34-3 (LA)**
49ers, 21-13 (SF)
- 1967 - **49ers, 27-24 (LA)**
Rams, 17-7 (SF)
- 1968 - **Rams, 24-10 (LA)**
Tie, 20-20 (SF)
- 1969 - Rams, 27-21 (SF)
Rams, 41-30 (LA)
- 1970 - **49ers, 20-6 (LA)**
Rams, 30-13 (SF)
- 1971 - Rams, 20-13 (SF)
Rams, 17-6 (LA)
- 1972 - **Rams, 31-7 (LA)**
Rams, 26-16 (SF)
- 1973 - Rams, 40-20 (SF)
Rams, 31-13 (LA)
- 1974 - **Rams, 37-14 (LA)**
Rams, 15-13 (SF)
- 1975 - Rams, 23-14 (SF)
49ers, 24-23 (LA)
- 1976 - **49ers, 16-0 (LA)**
Rams, 23-3 (SF)
- 1977 - **Rams, 34-14 (LA)**
Rams, 23-10 (SF)
- 1978 - **Rams, 27-10 (LA)**
Rams, 31-28 (SF)
- 1979 - **Rams, 27-24 (LA)**
Rams, 26-20 (SF)
- 1980 - **Rams, 48-26 (LA)**
Rams, 31-17 (SF)
- 1981 - 49ers, 20-17 (SF)
49ers, 33-31 (LA)
- 1982 - **49ers, 30-24 (LA)**
Rams, 21-20 (SF)
- 1983 - Rams, 10-7 (SF)
49ers, 45-35 (LA)

- 1984 - **49ers, 33-0 (LA)**
49ers, 19-16 (SF)
- 1985 - **49ers, 28-14 (LA)**
Rams, 27-20 (SF)
- 1986 - **Rams, 16-13 (LA)**
49ers, 24-14 (SF)
- 1987 - **49ers, 31-10 (LA)**
49ers, 48-0 (SF)
- 1988 - **49ers, 24-21 (LA)**
Rams, 38-16 (SF)
- 1989 - Rams, 13-12 (SF)
49ers, 30-27 (LA)
***49ers, 30-3 (SF)
- 1990 - Rams, 28-17 (SF)
49ers, 26-10 (LA)
- 1991 - 49ers, 27-10 (SF)
49ers, 33-10 (LA)
- 1992 - 49ers, 27-24 (SF)
49ers, 27-10 (LA)
- 1993 - 49ers, 40-17 (SF)
49ers, 35-10 (LA)
- 1994 - **49ers, 34-19 (LA)**
49ers, 31-27 (SF)
- 1995 - **49ers, 44-10 (StL)**
49ers, 41-13 (SF)
- 1996 - 49ers, 34-0 (SF)
49ers, 28-11 (StL)
- 1997 - **49ers, 15-12 (StL)**
49ers, 30-10 (SF)
- 1998 - at St. Louis 10/25/98
at San Francisco 12/27/98

(Pts.—Rams 2,118, 49ers 2,150)

***NFC Championship

SEATTLE SEAHAWKS

(Rams lead series, 4-2)

- 1976 - **Rams, 45-6 (LA)**
 - 1979 - Rams, 24-0 (S)
 - 1985 - Rams, 35-24 (S)
 - 1988 - **Rams, 31-10 (LA)**
 - 1991 - Seahawks, 23-9 (S)
 - 1997 - **Seahawks, 17-9 (StL)**
- (Pts.—Rams 153, Seahawks 80)

TAMPA BAY BUCCANEERS

(Rams lead series, 9-3)

- 1977 - **Rams, 31-0 (LA)**
 - 1978 - **Rams, 26-23 (LA)**
 - 1979 - Buccaneers, 21-6 (TB)
****Rams, 9-0 (TB)
 - 1980 - Buccaneers, 10-9 (TB)
 - 1984 - Rams, 34-33 (TB)
 - 1985 - Rams, 31-27 (TB)
 - 1986 - **Rams, 26-20 (LA) OT**
 - 1987 - **Rams, 35-3 (LA)**
 - 1990 - Rams, 35-14 (TB)
 - 1992 - Rams, 24-14 (TB)
 - 1994 - Buccaneers, 31-27 (TB)
- (Pts.—Rams 287, Buccaneers 202)
****NFC Championship

TENNESSEE OILERS

(Rams lead series, 5-2)

- 1973 - Rams, 31-26 (H)
- 1978 - Rams, 10-6 (H)
- 1981 - **Oilers, 27-20 (LA)**
- 1984 - **Rams, 27-16 (LA)**
- 1987 - Oilers, 20-16 (H)
- 1990 - **Rams, 17-13 (LA)**
- 1993 - Rams, 28-13 (H)

(Pts.—Rams 149, Oilers 121)

WASHINGTON REDSKINS

(Redskins lead series, 19-8-1)

- 1937 - **Redskins, 16-7 (Cle)**
 - 1938 - Redskins, 37-13 (W)
 - 1941 - Redskins, 17-13 (W)
 - 1942 - Redskins, 33-14 (W)
 - 1944 - Redskins, 14-10 (W)
 - 1945 - **Rams, 15-14 (Cle)**
 - 1948 - Rams, 41-13 (W)
 - 1949 - **Rams, 53-27 (LA)**
 - 1951 - Redskins, 31-21 (W)
 - 1962 - Redskins, 20-14 (W)
 - 1963 - **Redskins, 37-14 (LA)**
 - 1967 - **Tie, 28-28 (LA)**
 - 1969 - Rams, 24-13 (W)
 - 1971 - **Redskins, 38-24 (LA)**
 - 1974 - **Redskins, 23-17 (LA)**
***Rams, 19-10 (LA)
 - 1977 - Redskins, 17-14 (W)
 - 1981 - **Redskins, 30-7 (LA)**
 - 1983 - **Redskins, 42-20 (LA)**
***Redskins, 51-7 (W)
 - 1986 - **Redskins, 19-7 (W)
 - 1987 - Rams, 30-26 (W)
 - 1991 - **Redskins, 27-6 (LA)**
 - 1993 - **Rams, 10-6 (LA)**
 - 1994 - **Redskins, 24-21 (LA)**
 - 1995 - **Redskins, 35-23 (StL)**
 - 1996 - **Redskins, 17-10 (StL)**
Rams, 23-20 (W)
- (Pts.—Redskins 685, Rams 505)
**NFC First Round Playoff
***NFC Divisional Playoff



PRESEASON RESULTS



(Site)	Opponent	Rams	Opp.	(Site)	Opponent	Rams	Opp.
1946 (1-1)				1955 (4-3)			
Chicago	College All-Stars	0	16	Long Beach	Fort Ord	44	17
Los Angeles	Washington	16	14	Portland	Pittsburgh	35	24
1947 (3-1)				Los Angeles	Washington	28	31
Los Angeles	Washington	20	7	Portland	N.Y. Giants (OT)	23	17
Des Moines	Boston Yanks	24	0	Los Angeles	Cleveland	38	21
Indianapolis	Detroit	21	0	Los Angeles	San Francisco	10	31
New York	N.Y. Giants	3	30	Denver	Philadelphia	21	35
1948 (2-2)				1956 (3-4)			
Los Angeles	Washington	10	21	Long Beach	Armed Forces	62	7
Honolulu	Hawaiian Warriors	41	20	Los Angeles	Washington	21	39
Honolulu	Hawaiian Warriors	42	7	Los Angeles	Cleveland	17	6
Dallas	Philadelphia	7	21	Seattle	N.Y. Giants	10	20
1949 (2-1-1)				Los Angeles	Chicago Cardinals	69	21
Los Angeles	Washington	28	34	Los Angeles	San Francisco	33	24
San Antonio	N.Y. Bulldogs	21	14	Portland	Pittsburgh	17	20
Little Rock	Philadelphia	24	24	1957 (6-1)			
Omaha	N.Y. Giants	14	7	Long Beach	Calif. All-Stars	84	0
1950 (2-3)				Los Angeles	Washington	45	14
Los Angeles	Washington	14	17	Los Angeles	N.Y. Giants	7	24
Los Angeles	Chicago Cardinals	34	31	Portland	Chicago Cardinals	63	21
Los Angeles	Philadelphia	14	49	Los Angeles	Cleveland	20	14
San Antonio	Baltimore	70	21	Los Angeles	San Francisco	58	27
New York	N.Y. Giants	14	24	Mobile	Washington	14	3
1951 (5-2)				1958 (5-2)			
San Diego	11th Naval Dist.	55	2	Pasadena	Calif. All-Stars	73	0
Los Angeles	Washington	58	14	Los Angeles	Washington	31	10
Los Angeles	Chicago Bears	42	14	Los Angeles	N.Y. Giants	38	10
Little Rock	Philadelphia	31	26	Los Angeles	Cleveland	10	13
Salt Lake City	Chicago Cardinals	21	36	Seattle	Chicago Cardinals	26	27
Cleveland	Cleveland	6	7	Los Angeles	San Francisco	40	38
New York	N.Y. Giants	23	21	Los Angeles	Pittsburgh	31	6
1952 (4-3)				1959 (3-2-1)			
San Diego	11th Naval Dist.	45	6	Boulder	Detroit	20	20
Chicago	College All-Stars	10	7	Los Angeles	Washington	21	23
Los Angeles	Washington	45	23	Los Angeles	Chicago Cardinals	34	21
Portland	Chicago Cardinals	24	14	Los Angeles	Cleveland	24	27
Los Angeles	San Francisco	7	17	Los Angeles	San Francisco	48	14
Philadelphia	Philadelphia	14	35	Los Angeles	Philadelphia	31	28
New York	N.Y. Giants	17	30	1960 (4-2)			
1953 (6-2)				Los Angeles	Philadelphia	7	20
Long Beach	Fort Ord	24	0	Los Angeles	Washington	26	21
San Diego	11th Naval Dist.	72	19	Los Angeles	Cleveland	22	17
Los Angeles	Washington	20	7	Dallas	Pendleton	49	14
Los Angeles	Cleveland	27	9	Los Angeles	San Francisco	28	17
Los Angeles	San Francisco	35	10	Los Angeles	N.Y. Giants	6	20
Portland	Chicago Cardinals	10	23	1961 (2-2-1)			
Little Rock	Philadelphia	17	28	Los Angeles	Washington	26	7
Pittsburgh	Pittsburgh	49	6	Los Angeles	N.Y. Giants	17	17
1954 (5-2)				Los Angeles	Cleveland	17	34
Long Beach	Fort Ord	34	13	Los Angeles	San Francisco	20	38
Portland	N.Y. Giants	30	7	Minnesota	Minnesota	21	17
Los Angeles	Washington	27	7	1962 (2-3)			
Los Angeles	Cleveland	38	10	Los Angeles	Washington	37	7
Portland	Chicago Cardinals	51	17	Portland	Minnesota	33	24
Los Angeles	San Francisco	27	28	Los Angeles	N.Y. Giants	24	31
San Antonio	Philadelphia	21	24	Los Angeles	Cleveland	24	26
				Los Angeles	San Francisco	3	19

(Site)	Opponent	Rams	Opp.	(Site)	Opponent	Rams	Opp.
1963 (2-3)				1972 (1-5)			
Los Angeles	Dallas	14	17	Los Angeles	Cleveland	13	3
Los Angeles	Minnesota	3	27	Los Angeles	Dallas	13	27
Portland	Dallas	20	17	Los Angeles	Oakland	9	34
Los Angeles	Cleveland	14	23	Kansas City	Kansas City	13	19
Los Angeles	San Francisco	17	0	San Diego	San Diego	13	14
1964 (3-2)				Los Angeles	San Francisco	14	17
Los Angeles	Dallas	17	6	1973 (2-3-1)			
Los Angeles	Cleveland	31	56	Los Angeles	Dallas	7	24
Portland	Dallas	25	16	Los Angeles	Cleveland	21	21
1964 (cont.)				Berkeley	Oakland	3	16
Los Angeles	Minnesota	23	34	Miami	Miami	14	17
Los Angeles	San Francisco	21	17	Los Angeles	San Diego	30	17
1965 (3-2)				Los Angeles	San Francisco	38	10
Los Angeles	Dallas	9	0	1974 (5-1)			
Los Angeles	Cleveland	19	21	Los Angeles	Cleveland	24	21
Nashville	Chicago	14	28	Los Angeles	Dallas	6	13
Los Angeles	Philadelphia	10	0	Los Angeles	Kansas City	58	16
Los Angeles	San Francisco	34	14	Los Angeles	Miami	31	13
1966 (3-2)				San Diego	San Diego	30	16
Los Angeles	Cleveland	16	6	San Francisco	San Francisco	17	7
Los Angeles	Dallas	10	20	1975 (5-1)			
Minnesota	Minnesota	10	24	Los Angeles	Dallas	35	7
Los Angeles	St. Louis	32	14	Los Angeles	San Francisco	10	6
Los Angeles	San Francisco	29	0	Buffalo	Buffalo	24	31
1967 (6-0)				Kansas City	Kansas City	14	6
Anaheim	New Orleans	16	7	Los Angeles	Philadelphia	35	0
Los Angeles	Dallas	20	6	Los Angeles	Oakland	6	0
Los Angeles	Cleveland	24	17	1976 (6-0)			
San Diego	San Diego	50	7	Los Angeles	Tampa Bay	26	3
Los Angeles	Kansas City	44	24	Los Angeles	Dallas	26	14
Los Angeles	San Francisco	34	7	Seattle	Seattle	16	13
1968 (4-2)				Oakland	Oakland	23	14
Anaheim	New Orleans	21	17	Los Angeles	Buffalo	31	17
Los Angeles	Cleveland	23	21	Los Angeles	San Francisco	10	3
Los Angeles	Dallas	10	42	1977 (1-5)			
San Diego	San Diego	13	35	Los Angeles	Minnesota	17	22
Los Angeles	Kansas City	36	16	Los Angeles	Philadelphia	20	3
Los Angeles	San Francisco	21	20	San Francisco	San Francisco	14	23
1969 (4-2)				Kansas City	Kansas City	19	27
Los Angeles	Dallas	24	17	Los Angeles	San Diego	25	26
Los Angeles	Cleveland	3	10	Los Angeles	Oakland	0	21
Los Angeles	Kansas City	14	42	1978 (2-2)			
San Diego	San Diego	24	14	Los Angeles	New England	7	14
Los Angeles	Buffalo	50	20	Los Angeles	San Diego	0	17
Anaheim	San Francisco	31	28	Seattle	Seattle	26	7
1970 (6-0)				Oakland	Oakland	28	3
Los Angeles	Cleveland	30	17	1979 (4-0)			
Los Angeles	Dallas	17	10	Los Angeles	Oakland (OT)	20	14
Los Angeles	Oakland	34	23	Foxboro	New England	15	3
San Diego	San Diego	16	14	Los Angeles	Seattle	21	17
Pasadena	Houston	20	3	Los Angeles	San Diego	23	7
Los Angeles	San Francisco	17	14	1980 (2-2)			
1971 (4-3)				Anaheim	New England	31	35
Canton	Houston	17	6	Anaheim	Dallas	16	19
Los Angeles	Dallas	21	45	Denver	Denver	26	13
Los Angeles	Cleveland	17	5	Anaheim	San Diego	34	17
Berkeley	Oakland	7	20	1981 (2-2)			
Foxboro	New England	31	21	Anaheim	New England	21	34
Los Angeles	San Diego	14	20	Anaheim	Dallas	33	21
Los Angeles	San Francisco	23	20	San Diego	San Diego	29	33

(Site)	Opponent	Rams	Opp.	(Site)	Opponent	Rams	Opp.
Anaheim	Minnesota	34	31	Anaheim	Minnesota	24	14
1982 (2-2)				Anaheim	Detroit	24	14
Anaheim	Denver	20	33	1990 (2-2)			
Cleveland	Cleveland	23	26	Berlin	Kansas City	19	3
Anaheim	Seattle	23	13	Anaheim	San Diego	27	30
Anaheim	San Diego	20	14	Anaheim	Phoenix	27	7
1983 (2-2)				Washington	Washington	10	37
Anaheim	San Diego	34	20	1991 (1-3)			
Anaheim	Dallas	7	30	Jacksonville	Atlanta	17	38
Anaheim	New England	13	7	Anaheim	San Diego	24	3
San Diego	San Diego	17	27	Anaheim	Seattle	7	23
1984 (2-2)				Memphis	Houston	13	16
San Diego	San Diego	10	17	1992 (3-1)			
Anaheim	Cleveland	10	21	Seattle	Seattle	21	7
Anaheim	Green Bay	27	24	Anaheim	L.A. Raiders, OT	19	16
Anaheim	San Diego	47	14	Anaheim	Green Bay, OT	16	13
1985 (3-1)				San Diego	San Diego	19	30
Anaheim	Houston	7	3	1993 (0-4)			
1985 (cont.)				Phoenix	Phoenix	13	24
Anaheim	St. Louis	39	7	Anaheim	San Diego	17	23
Columbus	Philadelphia	12	14	Cleveland	Cleveland	10	21
Anaheim	New England	14	13	Anaheim	L.A. Raiders	19	20
1986 (2-2)				1994 (0-4)			
Anaheim	Houston	14	17	Madison, Wi.	Green Bay	6	14
Anaheim	San Francisco	31	17	Anaheim	New England	10	28
Anaheim	San Diego	20	17	Anaheim	L.A. Raiders	20	29
Denver	Denver	10	19	San Diego	San Diego	6	24
1987 (3-2)				1995 (1-3)			
London	Denver	28	27	Seattle	Seattle	20	34
Anaheim	Seattle	23	14	Oakland	Oakland	22	27
San Diego	San Diego	23	21	Jacksonville	Jacksonville	27	10
Anaheim	Denver	20	24	San Diego	San Diego	9	17
Anaheim	Washington	14	26	1996 (3-1)			
1988 (2-3)				Pittsburgh	Pittsburgh	10	16
Canton	Cincinnati	7	14	St. Louis	Jacksonville	17	10
Anaheim	Denver	31	40	Kansas City	Kansas City	34	30
Anaheim	San Diego	27	6	St. Louis	San Diego	37	34
Anaheim	Houston, OT	1720		1997 (2-2)			
San Diego	San Diego	31	24	Minnesota	Minnesota	6	24
1989 (4-1)				St. Louis	Arizona	12	0
Tokyo	San Francisco, OT	16	13	Dallas	Dallas	31	34
Denver	Denver	13	17	St. Louis	Kansas City	14	13
Anaheim	Phoenix	23	20				

Summary (1946-97)	Won	Lost	Tied	Summary (1946-97)	Won	Lost	Tied
Rams vs. Arizona	11	4	0	Rams vs. Kansas City	7	3	0
Rams vs. Atlanta	0	1	0	Rams vs. Miami	1	1	0
Rams vs. Boston Yanks	1	0	0	Rams vs. Minnesota	4	5	0
Rams vs. Buffalo	2	1	0	Rams vs. N.Y. Bulldogs	1	0	0
Rams vs. Calif. All-Stars	2	0	0	Rams vs. N.Y. Giants	5	7	1
Rams vs. Chicago	1	1	0	Rams vs. New England	4	4	0
Rams vs. Cincinnati	0	1	0	Rams vs. New Orleans	2	0	0
Rams vs. Cleveland Browns	13	12	1	Rams vs. Oakland Raiders	6	7	0
Rams vs. College All-Stars	1	1	0	Rams vs. Philadelphia	5	8	1
Rams vs. Dallas	11	10	0	Rams vs. Pittsburgh	3	2	0
Rams vs. Denver	2	5	0	Rams vs. San Diego	16	13	0
Rams vs. Detroit	2	0	1	Rams vs. San Francisco	21	7	0
Rams vs. Green Bay	2	1	0	Rams vs. Seattle	6	2	0
Rams vs. Hawaiian Warriors	2	0	0	Rams vs. Tampa Bay	1	0	0
Rams vs. Houston	3	3	0	Rams vs. Washington	12	8	0
Rams vs. Indianapolis	1	0	0	Rams vs. Service teams	7	0	0
Rams vs. Jacksonville	2	0	0	TOTAL	157	107	4



ALL-TIME DRAFT

ALL-TIME DRAFT ROSTER (1937-1998)

Abeline Christian 1; Alabama A&M 1; Alabama 10; Alcorn State, Miss. 1; Allegheny College 1; Alma 1; Arizona State 9; Arizona 8; Arkansas Tech 3; Arkansas 12; Arkansas State 1; Arkansas AM&N 1; Arkansas-Montecello 1; Arlington State 1; Army 1; Arnold 1; Auburn 9; Austin 2; Azusa-Pacific 1; Bakersfield J.C. 1; Baldwin-Wallace 4; Ball State 1; Baylor 13; Bishop 1; Boise State 1; Boise J.C. 1; Boston College 9; Boston University 2; Bowling Green 2; Brigham Young 3; Brown 1; Bucknell 2; Buffalo 1; Cal Poly-SLO 4; Cal State-Fullerton 1; Cal State-LA 1; Cal-Riverside 2; California 11; Carnegie-Melon 1; Carthage 1; Case Western Reserve 2; Catawba 2; Catholic 1; Central Washington 1; Central Washington 1; Central Missouri 1; Central Michigan 1; Cincinnati 6; Citadel 2; Clark 1; Clemson 6; Colgate 2; College of the Ozarks 1; College of Idaho 1; Colorado State 2; Colorado Mines 1; Colorado College 1; Colorado 12; Compton J.C. 1; Concordia (Minn.) 1; Connecticut 1; Cornell 4; CW Post 1; Dakota Wesleyan 1; Dayton 3; Denver 2; Drake 2; Duke 5; Duquesne 2; East Texas State 1; East Washington State 1; East Carolina 2; Eastern Michigan 1; Eastern Illinois 2; Eastern Kentucky 1; Elan College 1; Fairmont State 2; Florida AM&N 1; Florida A&M 2; Florida State 4; Florida 11; Fordham 5; Franklin (Ind.) 1; Fresno State 6; George Washington 1; Georgia Southern 2; Georgia 11; Grambling 3; Hampton Institute 1; Hanover 1; Hardin-Simmons 2; Hawaii 2; Heidelberg 1; Hillsdale 3; Hofstra 2; Holy Cross 3; Houston 11; Idaho 3; Illinois 13; Indiana 9; Iowa State 3; Iowa 6; Jackson State 5; James Madison 1; Kansas State 3; Kansas 11; Kent State 2; Kentucky State 1; Kentucky 10; L.A. State 2; Lafayette 1; Lakeland (Wisc.) 1; Lamar Tech 2; Langston 1; Lincoln 1; Linfield 2; Lock Haven 1; Long Beach State 1; Loras 1; Louisville 3; Mankato State 1; Marquette 4; Maryland 6; McMurry 1; McNeese State 4; Memphis State 8; Miami (Fla.) 10; Miami (Ohio) 5; Michigan 12; Middle Tennessee 1; Miles 1; Minnesota 8; Mississippi 4; Mississippi College 1; Mississippi Southern 1; Mississippi State 11; Missouri 7; Montana 1; Montana State 5; Moorehead (Minn.) 1; Mt. San Antonio 1; Murray State 2; Navy 1; Nebraska State 1; Nebraska 16; Nevada-Reno 1; New Mexico State 5; New Mexico 3; New Mexico Highlands 1; Norfolk State 1; North Carolina AT&T 2; North Carolina 4; North Texas State 6; North Dakota 1; North Carolina State 5; North Carolina Central 3; Northeastern Oklahoma 1; Northeastern State (Okla.) 1; Northeastern 1; Northern Arizona 2; Northern Illinois 2; Northwest Louisiana State 1; Northwestern 6; Occidental 1; Ohio University 1; Oklahoma State 2; Oregon State 11; Pacific Lutheran 1; Pacific 9; Parsons 1; Penn State 12; Pittsburgh 14; Pittsburgh (Kan.) 1; Portland State 1; Prairie View 1; Purdue 11; Queens College (Canada) 1; Rensselaer 1; Rhode Island 2; Rice 7; Richmond 3; Rutgers 2; Sam Houston State 1; San Jose State 8; San Diego State 9; San Bernardino Valley 1; Santa Clara 4; SMU 7; South Carolina State 1; South Carolina 4; South Dakota 1; South Oregon State 1; Southern 5; Southern Oregon 1; Southern Mississippi 8; Southern Illinois 1; Southwest Louisiana 1; Southwest Missouri State 1; Southwest Texas State 1; Southwestern 1; St. Joseph's 1; St. Augustine 1; St. Mary's (Ca.) 6; St. Ambrose 2; St. Norbert 1; Stanford 10; Stephen F. Austin 1; Sul Ross 2; Syracuse 3; Tampa 2; TCU 7; Tennessee State 3; Tennessee Tech 2; Tennessee A&I 1; Tennessee 12; Tennessee Chattanooga 1; Texas A&M 12; Texas A&I 2; Texas Tech 8; Texas Arlington 1; Texas Southern 2; Toledo 4; Trinity (Tex.) 1; Trinity (Conn.) 1; Tulane 7; Tulsa 11; UNLV 1; USF 3; Utah State 5; Utah 6; UTEP 4; Valparaiso 2; Vanderbilt 4; Vanderbilt (Balt) 2; Villanova 9; Virginia Tech 1; VMI 1; VPI 1; Wabash 1; Washington 35; Washington State 15; Washington & Jefferson 1; Wayne State 1; Weber State 3; West Texas State 6; West Virginia 7; West Chester 1; Western Kentucky 1; Western Michigan 1; Wheaton; Wisconsin-Whitewater 2; Whitworth 1; Wichita State 2; Wichita 1; Widener 1; William & Mary 2; Williamette 1; Winston-Salem State 1; Wisconsin (LA) 1; Wisconsin 10; Wisconsin-Lacross 1; Wittenberg 1; Wyoming 4; Xavier 1; Youngstown State 1.

Top Schools

UCLA 40; USC 36; Washington 35; Notre Dame 30; Oregon 26; Oklahoma 24; Ohio State 21; Texas 18; Georgia Tech 16; LSU 16; Michigan State 16.

First Round Draft Choices By Position

Running Backs	31	Quarterbacks	4
Offensive Linemen	15	Defensive Backs	3
Linebackers	7	Tight Ends	3
Defensive Linemen	5	Punters/Kickers	0
Wide Receivers	5		

DRAFT CHOICES –1946-1998

1998 Choices

1. Grant Wistrom, DE, Nebraska (6); 2. Robert Holcombe, RB, Illinois (37); 3. Leonard Little, DE, Tennessee (65) (from N.Y. Jets); 3. Choice to New York Jets; 4a. Az-Zahir Hakim, WR, San Diego St. (96) (from San Diego); 4b. Roland Williams, TE, Syracuse (98); 5. Raymond Priester, RB, Clemson (129); 6. Glenn Rountree, G, Clemson (159); 7a. Traded to N.Y. Jets; 7b. Jason Chorak, DE, Washington (236).

1997 Choices

1. Orlando Pace, T, Ohio State (1) (from N.Y. Jets); 1. Choice to Seattle through N.Y. Jets and Tampa Bay; 2. Choice to Chicago; 2. Dexter McCleon, CB, Clemson (40); 3. Choice to Denver through N.Y. Jets; 4. Choice to N.Y. Jets; 4. Ryan Tucker, C, Texas Christian (121) (from Miami); 5. Choice to San Diego; 5. Taje Allen, CB, Texas (158) (from Denver); 6. Choice to Miami; 6. Muadianvita Kazadi, LB, Tulsa (179) (from Houston); 7. Choice to Philadelphia through N.Y. Jets; 7. Cedric White, DE, North Carolina A&T (215) (from San Diego).

1996 Choices

1a. Lawrence Phillips, RB, Nebraska (6) (from Washington); 1b. Eddie Kennison, WR, Louisiana State (18); 2a. Tony Banks, QB, Michigan State (42); 2b. Ernie Conwell, TE, Washington (59) (from Pittsburgh); 3. Jerald Moore, RB, Oklahoma (83); 4. Percell Gaskins, LB, Kansas State (105); 5. Fred Miller, T, Baylor (141); 6a. Derrick Harris, RB, Miami (175); 6b. Hayward Clay, TE, Texas A&M (201); 7. Chuck Osborne, DT, Arizona (222).

1995 Choices

1. Kevin Carter, DE, Florida (6); 2a. Zach Wiegert, T, Nebraska (38); 2b. Jesse James, T, Mississippi (62); 3. Steve McLaughlin, K, Arizona (82); 4. Lovell Pinkney, WR/TE, Texas (115); 5. Mike Scurlock, DB, Arizona (140); 7a. Gerald McBurrows, DB, Kansas (214); 7b. Herman O'Berry, DB, Oregon (220); 7c. Bronzell Miller, DE/LB, Utah (239); 7d. J.T. Thomas, WR, Arizona State (240).

1994 Choices

1. Wayne Gandy, T, Auburn (15); 2a. Isaac Bruce, WR, Memphis State (33); 2b. Toby Wright, S, Nebraska (49) (compensatory); 2c. Brad Ottis, DE, Wayne State, Neb. (56) (from San Francisco); 3a. Keith Lyle, S, Virginia (71); 3b. James Bostic, RB, Auburn (83) (from Indianapolis); 3c. Ernest Jones, LB, Oregon (100) (from San Francisco); 4. Chris Brantley, WR, Rutgers (108); 6a. Rickey Brady, TE, Oklahoma (167); 6b. Ronald Edwards, T, North Carolina A&T (189).

1993 Choices

1. Jerome Bettis, RB, Notre Dame (10); 2. Troy Drayton, TE, Penn State (39); 3. Russell White, RB, California (73); 5a. Sean LaChapelle, WR, UCLA (122); 5b. Charles Belin, G, Wisconsin (127); 6. Deral Boykin, S, Louisville (146); 7. Brad Fichtel, C, Eastern Illinois (179); 8a. Jeff Buffalo, P, Memphis State (206); 8b. Maa Tanuvasa, DT, Hawaii (209).

1992 Choices

1. Sean Gilbert, DL, Pittsburgh (3); 2. Steve Israel, DB, Pittsburgh (30); 3a. Marc Boutte, DL, Louisiana State (57); 3b. Todd Kinchen, WR, Louisiana State (60); 4. Shawn Harper, G, Indiana (87); 5. Chris Crooms, DB, Texas A&M (114); 6. Joe Campbell, RB, Middle Tennessee (144); 7. Darryl Ashmore, T, Northwestern (171); 8. Ricky Jones, QB, Alabama State (198); 9. T.J. Rubley, QB, Tulsa (228); 10. Tim Lester, RB, Eastern Kentucky (255); 11a. Brian Townsend, LB, Michigan (281); 11b. Brian Thomas, WR, Southern (282); 12. Kelvin Harris, C, Miami (312).

1991 Choices

1. Todd Lyght, CB, Notre Dame (5); 2. Roman Phifer, LB, UCLA (31); 3. Choice to Detroit; 4a. Choice to Denver; 4b. Robert Bailey, CB, Miami, Fla. (from L.A. Raiders) (107); 5. Robert Young, DT, Mississippi State (116); 6. Neal Fort, T, Brigham Young (143); 7. Tyrone Shelton, FB, William & Mary (170); 8. Pat Tyrance, LB, Nebraska (201); 9. Jeff Fields, DT, Arkansas State (228); 10. Choice to San Diego; 11. Terry Crews, DE, Western Michigan (281); 12a. Jeff Pahuoa, G/T, Washington, (from Denver) (311); 12b. Ernie Thompson, RB, Indiana (312).

1990 Choices

1. Bern Brostek, C, Washington (23); 2. Pat Terrell, S, Notre Dame (49); 3. Latin Berry, RB, Oregon (78); 4. Choice to Detroit; 5. Choice to N.Y. Jets; 6. Tim Stallworth, WR, Washington State (161); 7. Kent Elmore, P, Tennessee (190); 8a. Ray Savage, LB, Virginia (from Tampa Bay); 8b. Elbert Crawford, C, Arkansas (216); 9. Tony Lomack, WR, Florida (245); 10. Stephen Bates, LB, James Madison (272); 11. Bill Goldberg, NT, Georgia (301); 12. David Lang, RB, Northern Arizona (327).

1989 Choices

1a. Bill Hawkins, DE, Miami, Fla. (21); 1b. Cleveland Gary, RB, Miami, Fla. (from Buffalo) (26); 2a. Frank Stams, LB, Notre Dame (45); 2b. Brian Smith, LB, Auburn (48); 2c. Darryl Henley, CB, UCLA (from Buffalo) (53); 3. Kevin Robbins, T, Michigan State (75); 4. Jeff Carlson, QB, Weber State (102); 5. Alfred Jackson, WR, San Diego State (135); 6a. Thom Kaumeyer, S, Oregon (from San Diego) (148); 6b. Mark Messner, LB, Michigan (161); 7. George Bethune, LB, Alabama (188); 8. Warren Wheat, T, BYU (215); 9. Vernon Kirk, TE, Pittsburgh (242); 10. Mike Williams, WR, Northeastern (269); 11. Choice to Tampa Bay; 12. Choice to Tampa Bay.

1988 Choices

1a. Choice to L.A. Raiders thru Houston; 1b. Gaston Green, RB, UCLA (from Buffalo) (14); 1c. Aaron Cox, WR, Arizona State (from Indianapolis) (20); 2a. Anthony Newman, DB, Oregon (35); 2b. Willie Anderson, WR, UCLA (from San Diego) (46); 2c. Fred Strickland, LB, Purdue (from Indianapolis) (47); 3a. Choice to Washington; 3b. Mike Piel, DT, Illinois (from Washington) (64); 4. Choice to San Diego; 5a. Robert Delpino, RB, Missouri (117); 5b. James Washington, S, UCLA (from Washington) (137); 6a. Keith Jones, RB, Nebraska (147); 6b. Jeff Knapton, DE, Wyoming (from Washington) (165); 7. Choice to Denver; 8. Darryl Franklin, WR, Washington (201); 9. Pat Foster, DE, Montana (231); 10. R.C. Mullin, T, Southwestern Louisiana (258); 11. Choice to San Diego; 12a. Choice to Washington; 12b. Jeff Beathard, RB, Southern Oregon State (from Washington) (333).

1987 Choices

1. Choice to Houston; 2. Donald Evans, DE, Winston-Salem St. (47); 3. Clifford Hicks, CB, Oregon (74); 4a. Doug Bartlett, NT, N. Illinois (91); 4b. Choice to Chicago; 4c. Larry Kelm, LB, Texas A&M (from Cleveland) (108); 5a. Choice to Houston; 5b. Scott Mersereau, DE, S. Connecticut (from Cleveland) (136); 6. Jon Embree, TE, Colorado (from Chicago) (166); 7. Choice to Philadelphia; 8. Michael Stewart, S, Fresno State (213); 9. Tracy Ham, RB, Georgia Southern (240); 10. David Smith, LB, Northern Arizona (272); 11. Choice to Denver; 12a. Alonzo Williams, RB, Mesa (Colo.) (326); 12b. Fred Stokes, T, Georgia Southern (from Cleveland) (332).

1986 Choices

1. Mike Schad, T, Queen's Univ. (Canada) (23); 2. Tom Newberry, G, Wisconsin-LaCrosse (50); 3. Hugh Millen, QB, Washington (from Detroit thru San Francisco) (71); 4. Choice to Philadelphia; 5. Choice to San Diego; 6a. Robert Cox, T, UCLA (from Indianapolis) (144); 6b. Lynn Williams, RB, Kansas (160); 7a. Choice to Houston; 7b. Choice to Indianapolis; 8a. Steve Jarecki, LB, UCLA (from Tampa Bay) (195); 8. Hank Goebel, T, Cal State Fullerton (216); 9. Elbert Watts, CB, USC (243); 10. Garrett Braeland, LB, USC (273); 11. Chul Schwanke, RB, South Dakota (300); 12a. Choice to Indianapolis; 12b. Marcus Dupree, RB, Southern Mississippi (from Denver) (327).

1985 Choices

1. Jerry Gray, S, Texas (21); 2. Chuck Scott, WR, Vanderbilt (50); 3. Dale Hatcher, P, Clemson (77); 4. Choice to Minnesota; 5a. Kevin Greene, LB, Auburn (from Buffalo) (113); 5b. Choice to Kansas City; 6a. Michael Young, WR, UCLA (from Chicago) (161); 6b. Damone Johnson, TE, Cal Poly SLO (162); 7. Darryl Bradley, RB, Oklahoma (189); 8. Marlon McIntyre, FB, Pittsburgh (218); 9. Gary Swanson, LB, Cal Poly SLO (245); 10. Duval Love, G, UCLA (274); 11a. Doug Flutie, QB, Boston College (from Indianapolis) (285); 11b. Kevin Brown, S, Northwestern (301); 12. Choice to Tampa Bay.

1984 Choices

1. Choice to Kansas City; 2. Choice to Cleveland; 3. Choice to Detroit; 4. Choice to Washington thru Houston; 5a. Hal Stephens, DE, East Carolina (from Detroit) (133); 5b. Choice to Kansas City; 6. Choice to Houston; 7. George Radachowsky, CB, Boston College (188); 8. Ed Brady, LB, Illinois (215); 9. George Reynolds, P, Penn State (242); 10a. Norwood Vann, LB, East Carolina (from Houston) (253); 10b. Joe Dooley, C, Ohio State (274); 11a. Michael Harper, RB, USC (from Chicago) (293); 11b. Dwayne Love, FB, Houston (301); 12a. Roderick Fisher, CB, Oklahoma State (from Houston) (309); 12b. Moe Bias, LB, Illinois (328).

1983 Choices

1a. Eric Dickerson, RB, SMU (from Houston) (2); 1b. Choice to Seattle thru Houston; 2a. Henry Ellard, WR, Fresno State (32); 2b. Mike Wilcher, LB, North Carolina (from San Francisco) (36); 3a. Choice to San Francisco; 3b. Choice to N.Y. Giants thru San Francisco; 4a. Chuck Nelson, K, Washington (from Denver thru San Francisco) (87); 4b. Choice to Houston; 4c. Vince Newsome, S, Washington (from N.Y. Giants) (97); 4d. Doug Reed, DE, San Diego State (from Miami) (111); 5a. Choice to Detroit; 5b. Otis Grant, WR, Michigan State (from San Diego) (134); 6. Gary Kowalski, T, Boston College (144); 7. Jeff Simmons, WR, USC (171); 8. Troy West, S, USC (200); 9. Jack Belcher, C, Boston College (227); 10. Choice to Minnesota; 11. Danny Triplett, LB, Clemson (282); 12. Clete Casper, QB, Washington State (311).

1982 Choices

1a. Choice to Baltimore; 1b. Barry Redden, RB, Richmond (from Washington) (14); 2a. Choice to Baltimore; 2b. Choice to Houston thru Tampa Bay; 2c. Choice to Washington thru San Diego; 3a. Choice to Washington; 3b. Bill Bechtold, C, Oklahoma (from Houston) (67); 3c. Choice to Houston thru Denver; 4. Jeff Gaylord, LB, Missouri (89); 5a. Wally Kersten, T, Minnesota (from Seattle) (117); 5b. Doug Barnett, DE, Azusa Pacific (118); 6. Kerry Locklin, TE, New Mexico State (145); 7a. Choice to Pittsburgh; 7b. Joe Shearin, G, Texas (from Detroit) (181); 8a. A.J. Jones, RB, Texas (202); 8b. Mike Reilly, LB, Oklahoma (from Houston) (207); 9. Bob Speight, T, Boston University (229); 10. Miles McPherson, DB, New Haven College (256); 11. Ricky Coffman, WR, UCLA (285); 12. Raymond Coley, DT, Alabama A&M (312).

1981 Choices

1a. Mel Owens, LB, Michigan (from Washington); 1b. Choice to Washington; 2a. Jim Collins, LB, Syracuse (from Miami); 2b. Choice to Minnesota thru Washington; 2c. Choice to Miami from Oakland; 3a. Greg Meisner, DT, Pittsburgh (from Tampa Bay); 3b. Robert Cobb, DE, Arizona (from Washington); 3c. Choice to Washington from Miami; 3d. Choice to Kansas City; 4a. George Lijja, C, Michigan (from Buffalo); 4b. Choice to Green Bay thru Washington; 5a. Choice to Green Bay thru Washington; 5b. Choice to Washington; 6. William Daniels, DT, Alabama State; 7a. Ron Battle, TE, North Texas State (from Washington); 7b. Mike Clark, DE, Florida; 8. Art Plunkett, T, Nevada-Las Vegas; 9. Ron

Seawall, LB, Portland State; 10. Robert Alexander, RB, West Virginia; 11. Marcellus Greene, CB, Arizona; 12. Jairo Penaranda, RB, UCLA.

1980 Choices

1a. Johnnie Johnson, S, Texas (from Cleveland); 1b. Choice to Cleveland; 2a. Irv Pankey, T, Penn State (from Washington); 2b. Choice to Cleveland from San Diego; 2c. Choice to Washington; 3a. Jewerl Thomas, RB, San Jose State (from San Francisco); 3b. Leroy Irvin, CB, Kansas (from Oakland); 3c. Choice to San Francisco from Washington; 3d. Phillip Murphy, DT, North Carolina State; 4a. Choice to San Francisco from New England; 4b. Choice to Cleveland; 5a. Choice to Cleveland from Green Bay; 5b. Choice to Atlanta thru Washington; 6a. Mike Guman, RB, Penn State (from Cleveland thru New England); 6b. Choice to Kansas City; 7. Kirk Collins, CB, Baylor (from Kansas City); 7. Gerry Ellis, RB, Mississippi; 8. Tom Pettigrew, T, Eastern Illinois; 9. George Farmer, WR, Southern; 10. Bob Gruber, T, Pittsburgh; 11. Terry Greer, WR, Alabama State; 12. Kevin Scanlon, QB, Arkansas.

1979 Choices

1a. George Andrews, LB, Nebraska (from Oakland); 1b. Kent Hill, T, Georgia Tech; 2. Eddie Hill, RB, Memphis State; 3a. Jeff Moore, WR, Tennessee (from Kansas City); 3b. Choice to Tampa Bay thru Washington, Miami and Oakland; 3c. Mike Wellman, C, Kansas (from New England); 4a. Derwin Tucker, DB, Illinois (from San Diego); 4b. Jerry Wilkinson, DT, Oregon State; 5. Victor Hicks, TE, Oklahoma (from Cleveland); 5b. Choice forfeited; 6. Choice to Cleveland; 7. Jeff Delaney, DB, Pittsburgh; 8. Choice to Kansas City thru St. Louis; 9. Jeff Rutledge, QB, Alabama; 10. Grady Ebensberger, DT, Houston; 11. Jesse Deramus, DT, Tennessee State; 12. Drew Hill, WR, Georgia Tech.

1978 Choices

1a. Elvis Peacock, RB, Oklahoma (from Chicago thru Cleveland); 1b. Choice to Cleveland; 2a. Stan Johnson, DT, Tennessee State (from Cleveland); 2b. Ronnie Smith, WR, San Diego State; 3a. Frank Corral, P-K, UCLA (from Washington); 3b. Leon White, C, Colorado; 4a. Choice to Cleveland thru Washington; 4b. Mark Manges, QB, Maryland; 5. Choice to San Diego; 6. Choice to Tampa Bay; 7. Reggie Doss, DE, Hampton Institute; 8. Choice to Washington; 9. Andre Anderson, DE, New Mexico State; 10. Charles Peal, T, Indiana; 11. Ron Hostetler, LB, Penn State; 12. Gus Coppens, T, UCLA.

1977 Choices

1. Bob Brudzinski, LB, Ohio State; 2a. Nolan Cromwell, S, Kansas (from Seattle); 2b. Billy Waddy, RB-WR, Colorado (from Washington thru San Diego); 2c. Choice to Seattle; 3a. Ed Fulton, G, Maryland (from San Diego); 3b. Wendell Tyler, RB, UCLA; 4a. Vince Ferragamo, QB, Nebraska (from New Orleans); 4b. Eary Jones, DE, Memphis State; 5a. Donnie Hickman, G, USC (from Washington); 5b. Jeff Williams, G, Rhode Island; 6a. Art Best, RB, Kent State (from Denver); 6b. Choice to New Orleans; 7. Choice to Washington; 8. Rod Bockwoldt, DB, Weber State; 9. Choice to Washington; 10. Don Peterson, TE, Boston College; 11. Carson Long, K, Pittsburgh; 12. Barry Caudill, C, Southern Mississippi.

1976 Choices

1. Kevin McLain, LB, Colorado State; 2a. Pat Thomas, DB, Texas A&M (from Green Bay); 2b. Ron McCartney, LB, Tennessee; 3. Jackie Slater, G, Jackson State; 4a. Gerald Taylor, WR, Texas A&I (from Tampa Bay); 4b. Choice to Houston thru Philadelphia and Green Bay; 5a. Carl Ekern, LB, San Jose State (from San Diego); 5b. Ken Bordelon, DE, LSU; 5c. Dwight Scales, WR, Grambling (from Tampa Bay); 6. Choice to Washington; 7. Larry Buie, DB, Mississippi State; 8. Choice to Washington; 9. Job Church, DB, Stanford; 10. Freeman Johns, WR, SMU; 11. Brian Nemeth, TE, South Carolina; 12. Jim Jodat, RB, Carthage; 13. Steve Hamilton, QB, Emporia State; 14. Al Bureson, DB, Washington; 15. Malcolm Campbell, WR, Cal State L.A.; 16. Rick Gage, WR, Arkansas Tech; 17. Gary Shaw, DB, Brigham Young.

1975 Choices

1a. Mike Fanning, DT, Notre Dame (from Green Bay); 1b. Dennis Harrah, G, Miami, Fla. (from Philadelphia); 1c. Doug France, T, Ohio State; 2a. Monte Jackson, DB, San Diego State (from Baltimore thru Green Bay); 2b. Leroy Jones, DE, Norfolk State; 3a. Choice to San Diego thru Chicago; 3b. Goeff Reece, C, Washington State (from Green Bay); 3c. Dan Nugent, TE, Auburn (from Philadelphia); 4. Rod Perry, DB, Colorado; 5a. Wayne Hammond, DT, Montana State (from Kansas City); 5b. Rick Nuzum, C, Kentucky; 6a. Choice to Chicago thru San Diego; 6b. Darius McCarthy, WR, S. Carolina (from Green Bay); 7. Pat Haden, QB, USC; 8. John Washington, DB, Tulane; 9. Gordon Reigel, LB, Stanford; 10. Choice to Chicago; 11. Howard Strickland, RB, California; 12. Chandler Williams, WR, Lincoln; 13. A.J. Jacobs, DB, Louisville; 14. Arthur Allen, WR, Clark; 15. Alvin White, QB, Oregon State; 16. Francis Reynolds, RB, Alcorn A&M; 17. Skip Boyd, P, Washington.

1974 Choices

1a. John Cappelletti, RB, Penn State (from Philadelphia); 1b. Choice to Baltimore; 2. Bill Simpson, DB, Michigan State; 3. Al Oliver, T, UCLA; 4a. Norris Weese, QB, Mississippi (from Washington); 4. Frank Johnson, T, Cal-Riverside; 5. Choice to Atlanta thru Minnesota and Philadelphia; 6. Choice to Houston; 7a. John Harvey, RB, Texas Arlington (from San Diego); 7b. Choice to Washington; 8. Choice to San Diego; 9a. Don Hutt, WR, Boise State (from Baltimore thru Washington); 9b. Derek Williams, DB, Cal-Riverside (from Detroit); 9c. Choice to Washington; 10. Choice to Baltimore; 11. Rick Hayes, T, Washington; 12. Roger Freiberg, G, UCLA; 13. Pete Solverson, T, Drake; 14. Ananias Carson, WR, Langston (Okla.); 15. Bob Thomas, K, Notre Dame; 16. Dave Ottmar, P, Stanford; 17. Willie Townsend, WR, Notre Dame.

1973 Choices

1. Choice to New England; 2a. Cullen Bryant, DB, Colorado (from San Diego); 2b. Ron Jaworski, QB, Youngstown; 2c. Jim Youngblood, LB, Tennessee Tech (from Kansas City); 3a. Tim Stokes, T, Oregon (from San Diego); 3b. Choice to St. Louis; 4a. Choice to Oakland; 4b. Eddie McMillan, DB, Florida State (from Kansas City); 4c. Terry Nelson, TE, Arkansas AM&N (from Green Bay); 5a. Steve Jones, RB, Duke; 5b. Cody Jones, DE, San Jose State (from Washington); 6a. Jim Peterson, DE, San Diego State (from New Orleans thru Washington); 6b. Jason Caldwell, WR, N.C. Cent.; 7a. Steve Brown, LB, Oregon State (from Chicago); 7b. Bill Dulac, G, Eastern Michigan; 8. Choice to Washington; 9. Jim Nicholson, T, Michigan; 10. Choice to Washington; 11a. Jeff Innon, RB, North Carolina Cent.; 11b. Willie Jackson, WR, Florida (from Washington); 12. Robert Storck, DT, Wisconsin; 13a. Rod Milburn, WR, Southern; 13b. Clinton Spearman, LB, Michigan (from Oakland); 14. Walter Rhone, DB, Central Missouri; 15a. Jerry Bond, DB, Weber State; 15b. Kurt Matter, DE, Washington (from Washington); 16. Fuller Cherry, DB, Arkansas-Monticello; 17. Fred Henry, RB, New Mexico.

1972 Choices

1. Choice to N.Y. Giants thru New England; 2a. Jim Bertelsen, RB, Texas (from Denver thru San Diego); 2b. Choice to Oakland; 3a. Choice to N.Y. Giants; 3. Lawrence McCutcheon, RB, Colorado St. (from Cleveland); 4a. John Saunders, DB, Toledo (from Chicago); 4b. Eddie Phillips, DB, Texas; 5a. Bob Childs, G, Kansas (from Detroit); 5b. Choice to N.Y. Giants thru Washington; 5c. Bob Christiansen, TE, UCLA (from Washington); 6a. Choice to Green Bay; 6b. Edward Herbert, DT, Texas Southern (from Washington); 7. Choice to Oakland; 8. Tom Graham, WR, Baldwin Wallace; 9. Harry Howard, DB, Ohio State; 10. Jim Massey, DB, Linfield; 11a. Choice to Oakland; 11b. Albert Schmidt, RB, Pittsburgh, Kansas (from Oakland); 12. David Hoot, DB, Texas A&M; 13. Jaime Nunez, K, Weber State; 14. Larry Brooks, T, Virginia State; 15. Kenny Page, LB, Kansas; 16. Jim Kirby, WR, Long Beach State; 17a. Luther Palmer, TE, Virginia Union; 17b. John McKean, C, Oregon (from Oakland).

1971 Choices

1a. Isiah Robertson, LB, Southern (from Washington); 1b. Jack Youngblood, DE, Florida; 2. Choice to Green Bay; 3a. Dave Elmendorf, DB, Texas A&M (from Washington); 3b. Choice to Chicago; 4a. Steve Worster, RB, Texas (from Green Bay); 4b. Choice to New Orleans; 5. Choice to Green Bay thru Washington; 6. Choice to Detroit thru Philadelphia; 7. Choice to Chicago; 8. Tony Garay, DE, Hofstra; 9. Joe Schmidt, WR, Miami, Fla.; 10. Don Poppell, C, Colorado; 11. Charlie Richards, QB, Richmond; 12. Kurt Behrendt, T, Whitewater, Wis.; 13. Russell Harrison, RB, Kansas State (from Atlanta); 14. Lionel Coleman, DB, Oregon; 15. Gary Kos, G, Notre Dame; 16. Ross Boice, LB, Pacific Lutheran; 17a. Randy Vataha, WR, Stanford (from New Orleans); 17b. Joe Sweet, WR, Tennessee State.

1970 Choices

1. Jack Reynolds, LB, Tennessee; 2a. Charles Williams, WR, Prairie View A&M (from San Francisco); 2b. Choice to San Francisco thru Philadelphia; 3. Choice to Baltimore thru Philadelphia; 4. Choice to Chicago; 5. Choice to New Orleans; 6. Choice to Atlanta; 7a. Tad Provost, DB, Ohio State (from Philadelphia); 7b. Bill Nelson, DT, Oregon State (from Atlanta); 7c. Choice to Washington; 8. Rich Saul, LB, Michigan State; 9. David Graham, T, N.M. Highlands; 10. Vince Opalsky, RB, Miami (Fla.); 11. David Bookert, RB, New Mexico; 12. Larry Arnold, QB, Hawaii; 13. Melvin Jones, WR, Florida A&M; 14. Bob Geddes, LB, UCLA; 15. Dag Azam, G, West Texas State; 16. Roland Reichardt, K, West Texas State; 17. Don Crenshaw, DB, USC.

1969 Choices

1a. Larry Smith, RB, Florida (from Detroit); 1b. Jim Seymour, WR, Notre Dame (from Washington); 1c. Bob Klein, TE, USC; 2. Choice to Detroit; 3. Choice to St. Louis thru Detroit; 4. John Zook, DE, Kansas; 5. Choice to Dallas; 6a. A.Z. Drones, T, West Texas St. (from Atlanta); 6b. Pat Curran, LB, Lakeland, Wis.; 7. James Hawkins, DB, Nebraska; 8. Richard Harvey, DB, Jackson State; 9. Mike Foote, LB, Oregon State; 10. Jerry Gordon, T, Auburn; 11. Dave Svendsen, FL, E. Wash. St.; 12. Tim Carr, QB, C. W. Post; 13. Roger Williams, DB, Grambling; 14. Ray Stephens, RB, Minnesota; 15. George Jugum, LB, Washington; 16. Henry Hips, LB, North Carolina State; 17. Jim Thorpe, DB, Hofstra.

1968 Choices

1. Choice to Detroit; 2a. Garry Beban, QB, UCLA (from New Orleans); 2b. Mike LaHood, G, Wyoming; 2c. Choice to Atlanta from Green Bay; 3. Choice to Pittsburgh; 4. Choice to Chicago; 5. Don Martin, K, Washington; 6. Bobby Webb, C, Southern Mississippi; 7. Choice to Pittsburgh; 8. Joe Williams, FL, Florida A&M; 9. Bob Richardson, T, Washington; 10. Allen Marcelin, FL, Parsons; 11. John Pergine, LB, Notre Dame; 12. Harold Jackson, WR, Jackson State; 13. Dean Halverson, LB, Washington; 14. Cephus Jackson, DB, Jackson State; 15. Dennis Yell, T, Moorhead (Minn.); 16. Jimmy Raye, QB-DB, Michigan State; 17. Choice to Philadelphia.

1967 Choices

1. Choice to Minnesota; 2a. Willie Ellison, HB, Texas Southern (from Minnesota); 2b. Choice to Green Bay; 3. Choice to Philadelphia; 4. Choice to Chicago; 5. Nate Shaw, DB, USC; 6. Choice to Atlanta; 7. Choice to Philadelphia; 8. Choice to Chicago; 9. Tommie Smith, HB, San Jose State; 10. Leon Moore, DB, Tennessee A&I; 11. Frank Horak, DB, TCU; 12. Pat Badjek, LB, Franklin, Ind.; 13. John Erisman, WR, Miami, Ohio; 14. Walt Richardson, DT, Fresno State; 15. Steve Bunker, TE, Oregon; 16. Allen Sack, LB, Notre Dame; 17. Bill Barnes, C, Washington.

1966 Choices

1. Tom Mack, T, Michigan; 2. Mike Garrett, HB, USC; 3. Richard Tyson, G, Tulsa; 4. Henry Dyer, FB, Grambling; 5. Diron Talbert, T, Texas; 5. Richard Arndt, T, Idaho; 6. Bruce Anderson, T, Williamette; 7. George Youngblood, DB, Los Angeles State; 8. Vilnis Ezerins, HB, Whitewater (Wis.); 9. Burton Matthias, HB, Nebraska State; 10. Mike Capshaw, T, Abilene Christian; 11. Darrell Hoover, HB, Arizona; 12. George Clayton, DB, Fairmont State; 13. Jake David, HB, Lamar Tech; 14. Terry Parks, T, Los Angeles State; 15. Mike Sullivan, WR, Oregon State; 16. Joe O'Brien, WR, Arlington State; 17. Daniel Gilbert, T, Arkansas Tech; 18. Ray Johnson, LB, Whitworth; 19. Homer Williams, WR, USC; 20. Bud Harrington, FB, Tulsa.

1966 Choices

1. Clarence Williams, RB, Washington State; 2. Choice to Cleveland; 3. Fred Brown, LB, Miami, Fla.; 4. Michael Strofolino, LB, Villanova; 5a. Frank Marchlewski, C, Minnesota (from Chicago); 5b. Douglas Woodlief, LB, Memphis State; 6. William Harrison, WR, Elon College; 7. Anthony Guillory, G, Lamar Tech; 8. Stan Dzura, T, California; 9. Ron Caveness, LB, Arkansas; 10. Jim Burt, HB, W. Kentucky; 11. Merlin Walet, FB, McNeese State; 12. Bob Werl, WR, Miami (Fla.); 13. Brent Berry, T, San Jose State; 14. Bill Robertson, WR, Austin College; 15. Marvin Davis, WR, Wichita; 16. Charlie Brown, T, Tulsa; 17. Ed Blecksmith, B, USC; 18. Leo Lowery, FB, Texas Tech; 19. Bill Anderson, QB, Tulsa; 20. Billy Scott, WR, North Eastern St., Oklahoma.

1964 Choices

1. Bill Munson, QB, Utah State; 2. Choice to Chicago; 3. Jerry Richardson, DB, West Texas State; 3. John Mims, T, Rice (from Washington); 3. Willie Brown, RB, USC (from Dallas); 3. Roger Pillath, T, Wisconsin (from Cleveland); 4. Choice to New York; 5. Ken Henson, C, TCU; 6. Herman Johnson, HB, Michigan State; 7. John Varnell, T, West Texas State; 8. Frank Pope, WR, Catawba; 9. Jerry Burton, B, N.W. Louisiana State; 10a. Gary Larsen, T, Concordia (Minn.); 10b. Ron Smith, QB, Richmond (from Minnesota); 11. John Farris, T, San Diego State; 12. William Dawson, WR, Florida State; 13. Marvin Harris, C, Stanford; 14. John Garrett, LB, Oklahoma; 15. Mike Maynie, WR, Idaho; 16. Phil Zera, WR, St. Joseph's; 17. James Galmin, WR, Tampa; 18. Thomas Smith, G, Villanova; 19. Bob Cherry, WR, Wittenberg; 20. Bob Hohn, RB, Nebraska.

1963 Choices

1a. Terry Baker, RB, Oregon State; 1b. Rufus Guthrie, G, Georgia Tech (from Chicago); 2. Tom Nomina, T, Miami, Ohio; 3a. Dave Costa, G, Utah; 3b. John Baker, LB, Mississippi State (from Cleveland); 4. John Griffin, DB, Memphis State; 5a. Joe Auer, B, Georgia Tech; 5b. Roland Benson, T, Miami, Fla. (from Philadelphia); 5c. Don Chuy, T, Clemson (from Pittsburgh); 6a. George Saines, RB, Michigan State; 6b. Terry Monaghan, T, Penn State (from Cleveland); 7. William Zorn, T, Michigan State; 8. Anton Peters, T, Florida; 9. Mel Profit, WR, UCLA; 10. Curtis Farrier, T, Montana State; 11. Dave Theisen, B, Stanford; 12. Bill Joe Moody, B, Arkansas; 13. Al Hildebrand, T, Stanford; 14. Alan Arbuse, T, Rhode Island; 15. Larry Campbell, WR, Toledo; 16. Walter Burden, LB, McNeese State; 17. Jarrell Wilson, LB-K, Miss. Southern; 18. Buddy Soeffker, B, LSU; 19. Dornel Nelson, B, Arizona State; 20. Bill Redell, DB, Occidental.

1962 Choices

1a. Roman Gabriel, QB, North Carolina State (from Minnesota); 1b. Merlin Olsen, T, Utah State; 2. Joe Carollo, T, Notre Dame; 3a. John Meyers, T, Washington; 3b. John Cornett, T, Rice; 4. Art Perkins, FB, N. Texas State; 5a. Choice to New York; 5b. Jim Smith, T, Penn State (from Dallas); 5c. Ben Wilson, FB, USC (from Philadelphia); 6. Choice to New York; 7a. Sherwyn Thorson, G, Iowa; 7b. Jim Bakken, K, Wisconsin (from Dallas); 8. Richard Farris, G, N. Texas State; 9. Isaac Lassiter, T, St. Augustine; 10. James Norris, T, Houston; 11. Bert Wilder, T, N.C. State; 12. Marv Marinovich, T, USC; 13. Robert Fernside, HB, Bowling Green; 14. Gary Henson, E, Colorado; 15. Walter Nikirk, T, Houston; 16. Ron Skufea, T, Purdue; 17. David Steadman, T, Georgia Tech; 18. Charles Furlow, QB, Miss. State; 19. Gerard Barto, T, Drake; 20. Foster Anderson, T, UCLA.

1961 Choices

1. Marlin McKeever, LB, USC; 2. Elbert Kimbrough, E, Northwestern; 3a. Harold Beaty, G, Oklahoma State; 3b. Ron Miller, QB, Wisconsin (from Cleveland); 4a. Choice to New York; 4b. Charlie Cowan, T, New Mexico Highlands (from Washington) 5. Willie Hector, G, College of Pacific; 6a. Bruce Olderman, T, Allegheny College; 6b. Larry Wood, B, Northwestern (from Pittsburg); 7. Robert Lee Smith, B, UCLA; 8. Reginald Carolan, E, Idaho; 9. Duane Allen, E, Mt. San Antonio; 10. Joseph Scibelli, T, Notre Dame; 11. Bob A. Lane, E, Baylor; 12. Walter Mince, B, Arizona; 13. Mike McKeever, G, USC; 14. David "Deacon" Jones, T, South Carolina State; 15. Ernie Wright, T, Ohio State; 16. Mike Zeno, G, VPI; 17. Charles Allen, G, Washington; 18. Bill Williamson, T, Bakersfield J.C.; 19. Lou Zinkovich, T, New Mexico State; 20. Al Lederle, E, Georgia Tech;

1960 Choices

1. Billy Cannon, B, LSU; 2. Choice to Cardinals; 3. Charles Britt, QB, Georgia; 4. Choice to Cardinals; 5. Charles Janerette, T, Penn State; 6. Jerry Stalcup, G, Wisconsin; 7. Ron Morrison, T, New Mexico; 8. Carroll Dale, E, VPI; 9. Marvin Luster, E, UCLA; 10. Curtis McClinton, HB, Kansas; 11. Ken Young, HB, Valparaiso; 12. Doug Brown, G, Fresno State; 13. James Jones, E, SMU; 14. Harold Stanger, C, North Texas State; 15. Harry Rakowski, C, Citadel; 16. Donald Kaczmarek, T, North Dakota; 17. Emanuel Congedo, E, Villanova (Col.); 18. Tom Gates, B, San Bernardino Valley College; 19. James Boeke, T, Heidelberg; 20. Royce Shelton, HB, Stephen Austin.

1959 Choices

1a. Dick Bass, RB, Pacific; 1b. Paul Dickson, T, Baylor; 2. Don Brown, B, Houston; 3. Larry Hickman, B, Baylor; 4. Blanche Martin, B, Michigan State; 5. John Lands, E, Montana State; 6. David Painter, C, Tulane; 7. Eddie Meador, B, Arkansas Tech; 8. Bill Conner, E, Jackson State; 9. Larry Cundiff, T, Michigan State; 10. Alan Goldstein, E, North Carolina; 11. Joe Kelly, B, New Mexico A&M; 12. Mike Connelly, C, Utah State; 13. Al Witcher, E, Baylor; 14. Peter Davidson, T, The Citadel; 15. Walt Kelly, B, Houston; 16. Ted Royal, C, Duke; 17. David Wilemon, T, SMU; 18. Dave Van Metre, E, Colorado College; 19. Carver Shannon, B, Southern Illinois; 20. Ross Coyle, E, Oklahoma; 21. Marv Bergmann, T, Washington; 22. Bill Meglen, G, Utah State; 23. George Deiderich, G, Vanderbilt; 24. Tom Campbell, B, Indiana; 25. Bob Borah, E, Houston; 26. Bill Strumke, B, Georgia; 27. Alex Kroll, C, Yale; 28. Rafer Johnson, B, UCLA; 29. Ernie Moore, E, Alabama State; 30. Donald Millich, B, Washington.

1958 Choices

1. Jim Phillips, E, Auburn; 2. Clendon Thomas, B, Oklahoma; 3. Jim Jones, B, Washington; 4. John Guzik, G, Pittsburgh; 5. John Baker, T, North Carolina College; 6. Floyd Iglehart, B, Wiley Col., Tex.; 7. Bil Jobko, G, Ohio State; 8. Bobby Marks, B, Texas A&M; 9. Gene Salawaski, T, Purdue; 10. Al Jacks, QB, Penn State; 11. Gerry Schweitzer, E, Pacific Col.; 12. Ronald Claiborne, T, Kansas; 13. Anthony Kolodziej, E, Michigan State; 14. Bill Mason, B, UCLA; 15. Richard Johnston, C, Mississippi Southern; 16. Clint Westemeyer, E, St. Ambrose; 17. William Thomas, C, Clemson; 18. Coy Scott, T, McNeese State; 19. Dick Dorsey, E, USC; 20. George Colbert, B, Denver; 21. Ron Parrish, QB, Infield College, Oreg.; 22. Bill Steiger, E, Washington State; 23. Gary Barry, B, East Texas State; 24. Larry Harding, E, Michigan State; 25. Bill Atkins, T, San Jose State; 26. Ronald Bridges, B, Cent. Washington; 27. Alonzo Vereen, B, Florida A&M; 28. Gordy Morrow, E, Michigan; 29. O'Jay Bourgeois, B, Arizona State; 30. Walter Fondren, B, Texas.

1957 Choices

1. Jon Arnett, B, USC (1); 2. John Pardee, B, Texas A&M (13); 3a. Billy Ray Smith, T, Arkansas (25); 3b. George Strugar, DT, Washington (from San Francisco) (26); 4. Bobby Cox, B, Wash. & Minn. (37); 5. Dean Derby, B, Washington (50); 6. Roy Wilkins, E, Georgia (63); 7. Edmon Gray, T, Oklahoma (74); 8. Roy Hord, T, Duke (87); 9. John Mitchell, C, TCU (98); 10. Warren Spragg, T, Hillsdale Col., Mich. (111); 11. Don Smith, T, Miami (Ohio) (122); 12. Donald Klochak, B, North Carolina (135); 13. Bob Wolfendenz, B, Virginia Poly (146); 14. Joe Lazzarino, T, Maryland (159); 15. Ed Hinman, B, Wichita (170); 16. John Luck, T, Georgia (183); 17. David Tripett, T, Hillsdale Col., Mich. (194); 18. Clarence Cook, E, Nebraska (207); 19. Bill Zuhowski, T, Georgia & Ariz. St. (218); 20. Byron Beams, T, Notre Dame (231); 21. Pat Pinkston, E, UCLA (242); 22. Paige Cothorn, B, Mississippi (255); 23. Dalva Allen, B, Houston (266); 24. Darryl Rogers, B, Fresno State (279); 25. Jimmy Orr, B, Clemson & Georgia (290); 26. Dick Blakely, B, Minnesota (303); 27. Clancy Osborne, E, Arizona State (314); 28. Bob Gudath, E, Compton Jr. Col., Cal. (327); 29. Dean Maas, C, Minnesota (338); 30. Lee Williams, B, Ohio State (351).

1956 Choices

1. Charles Horton, B, Vanderbilt (10); 2. Hugh Pitts, C-B, Texas Christian (2); 3. John Marshall, B, SMU (34); 4. Jim Carmichael, E, California (47); 5. Jess Whittenton, B, Texas Western (59); 6. Eddie Vincent, B, Iowa (71); 7. Jack Morris, B, Oregon (83); 8. George Boyer, LB, Florida State (95); 9. Maury Wolford, T, Louisville (107); 10. Charles Sticka, B, Trinity Col., Conn. (119); 11. Jim Decker, B, UCLA (131); 12. Em Lindbeck, B, Illinois (143); 13. Mike Norcia, B, Kent State (155); 14. Tommy Runnels, B, North Texas State (167); 15. Dick Shatte, B, Kentucky (179); 16. Arnie Pelluer, E, Washington State (191); 17. Jack Butler, T, Kentucky (203); 18. John Klotz, T, Penn. Military Col. (215); 19. Charles Dees, T, McNeese St. (227); 20. John Coyne, T, Chester State, Pa. (239); 21. Milton Robichaux, E, Trinity, Tex. (251); 22. Dick Fouts, E, Missouri (263); 23. Al Paulson, B, Washington State (275); 24. Sam Williams, DE, Michigan State (287); 25. Glen Tunning, G, Pittsburgh (299); 26. Hardiman Cureton, T, UCLA (311); 27. Roger Seisel, T, Miami (323); 28. John Morrow, T, Michigan (335); 29. Melvin Bates, B, Illinois (347); 30. Dick Kackmeister, C, Central Michigan (358).

1955 Choices

1. Larry Morris, C, Georgia Tech (6); 2. Cecil "Corky" Taylor, B, Kansas State (14); 3. Choice to N.Y. Giants; 4. Ed Fouch, T, USC (39); 5. Ed Kelley, B, Texas (54); 6. Tom Tharp, B, Alabama (66); 7. Frank Clayton, B, USC (78); 8. Billy Teas, B, Georgia Tech (90); 9. John Witte, T, Oregon State (102); 10. Claude Harland, E, Texas Tech (114); 11. Joe Ray, T, UCLA (126); 12. Jim Hanifan, E, California (138); 13. Dave Parkinson, B, Texas (150); 14. George Elliott, B, N.E. St., Okla. (162); 15. Robert Hoerning, B, St. Norbert (174); 16. Charles Coates, T, Tulane (186); 17. Gene Mitcham, E, Arizona State (198); 18. Clyde Sweeney, T, West Virginia (210); 19. John Davis, E, Miles College (222); 20. Jack Muldowney, T, Dayton & Mt. Union (234); 21. Jerome Cvengros, T, Wisconsin (246); 22. Ken Elmore, T, Texas Tech (258); 23. George Medved, T, Florida (270); 24. Bill Andrews, B, Trinity & Tyler Jr. Col. (282); 25. Ralph Cook, T, Wabash & Ball State (294); 26. Lou Hallow, C, Wake Forest (306); 27. Bruce Nevitt, C, Washington State (318); 28. James Hoffman, B, Ohio State & Cincinnati (330); 29. Bob Howe, B, Cincinnati (342); 30. K.C. Jones, DB, San Francisco (354).

1954 Choices

1. Ed Beatty, C, Mississippi (9); 2. Maurice Gillioz, T, Houston (21); 3. Henry Hair, E, Georgia Tech (33); 4. Norm Nygaard, B, San Diego State (45); 5. Art Hauser, T, Xavier (57); 6. Ken Panfil, T, Purdue (69); 7. Charley Weeks, T, USC (81); 8. George Black, E, Washington (93); 9. Alex Bravo, B, California Poly (105); 10. Joe Katchik, E, Notre Dame (117); 11. Duane Wardlow, T, Washington (129); 12. Jack Maulsby, T, North Carolina (141); 13. Sam Hensley, E, Georgia Tech (153); 14. Mitchell Johnson, B, Bishop Col., Tex. (165); 15. Ed Elliot, B, Richmond (177); 16. Roger Frey, T, Georgia (189); 17. Ed Wilhelm, G, Houston (201); 18. Stan Sheriff, G, California Poly (213); 19. Frank Givens, T, Georgia Tech (225); 20. Bob Dougherty, B, Cincinnati (237); 21. Jerry Cooper, T, West Virginia (249); 22. Ray Pacer, T, Purdue (261); 23. Don Marks, B, California (273); 24. Ed Brookman, T, West Virginia (285); 25. Dick Miller, B, Baldwin

Wallace (297); 26. Glen Holtzman, T, North Texas State (309); 27. Entee Shine, E, Notre Dame (321); 28. Dick Mann, B, Western Reserve (333); 29. Dick Dietrick, E, Pittsburgh (345); 30. Frank Metzke, T, Marquette (357).

1953 Choices

1a. Ed Barker, E, Washington State; 1b. Donn Moomaw, LB, UCLA; 2. Rudy Bukich, B, USC; 3. Bob Fry, T, Kentucky; 4. Willie Roberts, E, Tulsa; 5. Tom Scott, E, Virginia; 6. Howie Waugh, B, Tulsa; 7. Bobby Reynolds, B, Nebraska; 8. Bob Morgan, T, Maryland; 9. Brad Myers, B, Bucknell; 10. Mick Lakos, B, Vanderbilt; 11. Jim Bailey, B, Miami, Ohio; 12. Chuck Doad, G, Notre Dame; 13. Andy Matto, T, Cincinnati; 14. Frank James, G, Houston; 15. Tom Carroll, B, Oklahoma; 16. Ben DeLoe, T, Mississippi State; 17. Harland Svare, E, Washington State; 18. Law James, T, Wabash, Ind.; 19. Jack Ellena, T, UCLA; 20. Bob Morford, B, College of Idaho; 21. Dick Gordon, T, Toledo; 22. George Porter, T, Southwest Texas St.; 23. Larry Willoughby, B, Fresno State; 24. Marlow Gudmundson, B, N. Dakota St.; 25. Ed Clemens, C, Dayton; 26. Louie Yourkowski, T, Washington; 27. Lou Welsh, C, USC; 28. Jim Murray, T, Montana; 29. Ray Lewis, E, Boise J.C., Idaho; 30. Fritz Phren, B, Col. of the Ozarks, Ark.

1952 Choices

1a. Bill Wade, B, Vanderbilt (Bonus Choice); 1b. Bob Carey, E, Michigan State (12); 2. Bob Griffin, T, Arkansas (24); 3. Dewey McConnell, E, Wyoming (36); 4. Volney "Skeet" Quinlan, B, San Diego State (48); 5. Gordon Polofsky, B, Tennessee (60); 6. Jerrell Price, T, Texas Tech (72); 7. Burt Delaven, T, College of Pacific (84); 8. Tom McCormick, B, College of Pacific (96); 9. Byron Townsend, B, Texas (108); 10. Luke Welch, T, Baylor (120); 11. Sam Baker, B, Oregon State (132); 12. Jake Roberts, B, Tulsa (144); 13. Red Phillips, C, Texas Tech (156); 14. Joe Moss, T, Maryland (168); 15. Bill Hegarty, T, Villanova (180); 16. Bob Hooks, E, USC (192); 17. John Griggs, C, Kentucky (204); 18. Bob Dees, T, Southwest Missouri St. (216); 19. Harry Geldien, B, Wyoming (228); 20. Ed Weber, B, William & Mary (240); 21. Art Preston, B, San Diego State (252); 22. Joe Fahr, B, Illinois (264); 23. Don Green, T, Miami, Ohio (276); 24. Rich Keinhofner, G, St. Ambrose (Iowa) (288); 25. Len Teeuws, T, Michigan State (300); 26. Frank Fuller, T, Kentucky (312); 27. Hugh Meyer, C, Texas A&M (324); 28. Granville Hart, B, Mississippi Southern (336); 29. Gerry Perry, T, California (348).

1951 Choices

1. Bud McFadin, G, Texas (10); 2. Herb Rich, B, Vanderbilt (23); 3. Charley Toogood, T, Nebraska (34); 4. George Kinek, B, Tulane (46); 5. Tony Momsen, C, Michigan (59); 6. Norb Hecker, E, Baldwin Wallace (70); 7. Alan Egler, B, Colgate (82); 8. Hugo Primiani, T, Boston Univ. (95); 9. Nolan Lang, B, Oklahoma (106); 10. Roland Kirby, B, Washington (118); 11. John Natyshak, B, Tampa Univ. (131); 12. Don Hardey, B, College of Pacific (142); 13. Joe Reid, C, LSU (154); 14. Rob McCoy, B, Georgia Tech (167); 15. Odie Posey, B, Southern Univ. (178); 16. Bill Robertson, E, Memphis State (190); 17. Hal Riley, E, Baylor (203); 18. Dick Daugherty, G, Oregon (214); 19. Andy Robustelli, E, Arnold, Conn. (226); 20. Jim Nutter, E, Wichita (239); 21. Earl Stelle, B, Oregon (250); 22. Billy Baggett, B, LSU (262); 23. Dean Thomas, T, Michigan State (275); 24. Harry Abeltin, T, Colgate (286); 25. Jackie Calvert, T, Clemson (298); 26. Howie Ruetz, T, Loras College, Iowa (311); 27. Al Brosky, B, Illinois (322); 28. Sterling Wingo, B, VPI (334); 29. Earl Jackson, B, Texas Tech (347); 30. Alvin Hanley, B, Kentucky State (358).

1950 Choices

1. Stan West, G, Oklahoma (11); 2. Bob Fuchs, G, Missouri (24); 3. Don Murray, T, Penn State (37); 4. Ben Proctor, E, Texas (50); 5. Dick McKissack, B, SMU (63); 6. Orville Langrell, T, Oklahoma City Univ. (76); 7. Cliff Coggin, E, Mississippi Southern (89); 8. Woodley Lewis, B, Oregon (102); 9. Les Cowan, E, McMurry State, Tex. (115); 10. Jay Van Noy, B, Utah State (128); 11. Fred Stuvek, G, West Virginia (141); 12. John Lunney, G, Arkansas (154); 13. Tom Hinbigger, B, College of Idaho (167); 14. Bill Trautwein, T, Ohio State (180); 15. Dave Stephenson, C, West Virginia (193); 16. Jim Maloney, E, Fordham (205); 17. Harry Haugold, T, Rensselaer Poly, N.Y. (219); 18. Bobby Collier, T, SMU (232); 19. John Smith, E, Arizona (245); 20. Bill Young, B, Hillsdale, Mich. (258); 21. Bill Klein, E, Hanover, Ind. (271); 22. Doug Barber, B, Dakota Wesleyan (284); 23. Jim Bird, T, USC (297); 24. Joe Joiner, E, Austin College, Tex. (310); 25. Dan Towler, B, Washington & Jefferson (323); 26. Otto Haldy, T, Mankato State (336); 27. Hal Kilman, T, TCU (349); 28. Junior Morgan, E, San Jose State (362); 29. Bob Hack, E, Pacific (375); 30. Bill Lange, G, Dayton (388).

1949 Choices

1. Bobby Thomason, B, VMI; 2. George Sims, B, Baylor; 3. Jim Winkler, T, Texas A&M; 4. Norm Van Brocklin, QB, Oregon; 5. Earl Howell, B, Mississippi; 6. Charles Reynolds, B, Texas Tech; 7. John Baker, G, California; 8. John Waldrum, G, Sal Ross State, Tex.; 9. Johnny Smith, E, Arizona; 10. Ed Minnich, B, Bowling Green; 11. Jim Coad, T, Iowa; 12. Bill Renna, G, Santa Clara; 13. Paul Barry, B, Tulsa; 14. Max Carmichael, T, Oregon State; 15. J.C. Dadd, B, Sal-Ross State, Tex.; 16. Joe Morgan, G, Mississippi Southern; 17. Dick Sheffield, E, Tulane; 18. Hillary Chollet, B, Cornell; 19. Joe Leonard, T, Virginia; 20. Lloyd Eisenberg, T, Duke; 21. George Teufel, B, Lock Haven St., Penn.; 22. Ed Hamilton, E, Arkansas; 23. Walt Kersulis, E, Illinois; 24. Fred Klennenok, B, San Francisco; 25. Clay Matthews, T, Georgia Tech.

1948 Choices

1. Choice to Detroit; 2. Tom Keane, B, West Virginia; 3. Bruce Bailey, B, Virginia; 4. George Grimes, B, Virginia; 5. Noel Cudd, T, West Texas State; 6. Bob Alker, B, Colorado Mines; 7. Mike Graham, B, Cincinnati; 8. Glenn Johnson, T, Arizona State; 9. Johnny Zisch, E, Colorado; 10. Atherton Phleger, T, Stanford; 11. Bob Heck, E, Purdue; 12. Bill Schroll, B, LSU; 13. Bob Dement, T, Mississippi Southern; 14. Charley Schoenherr, B, Wheaton; 15. Larry Brink, E, Northern Illinois;

16. Bill O'Conner, G, Notre Dame; 17. Bill Nelson, B, Montana State; 18. Jim Reis, T, North Carolina State; 19. Ray Borneman, B, Texas; 20. Ray Yagiello, T, Catawba; 21. John Pesek, E, Nebraska; 22. Charlie Deautremont, B, So. Oregon; 23. Bob Levenhagen, G, Wahington; 24. Leon Cooper, T, Hardin-Simmons & Albright; 25. Jim Wade, B, Oklahoma City University; 26. Ken Sinofsky, G, Nevada; 27. Bobby Jack Stuart, B, Tulsa & Army; 28. Hilliard Grim, E, Arizona; 29. Tony Kunkiewicz, B, Trinity, Conn.; 30. Bill Taylor, R, Rice.

1947 Choices

1. Herman Wedemeyer, B, St. Mary's (8); 2. Don Paul, C, UCLA (20); 3. Gordon Gray, B, Southern California (32); 4. Paul Evenson, T, Oregon State (42); 5. Bill Smyth, T, Cincinnati (52); 6. Bill McGovern, C, Washington (62); 7. Max Partin, B, Tennessee (72); 8. Carl Samuelson, T, Nebraska (82); 9. Russ Stegar, B, Illinois (92); 10. Dante Lavelli, E, Ohio State (102); 11. Mike Dimitro, G, UCLA (112); 12. John Kissell, T, Boston College (122); 13. George Fuchs, B, Wisconsin (132); 14. Ralph Chubb, B, Michigan (142); 15. Don Hardy, E, Southern California (152); 16. Ed Champagne, T, LSU (162); 17. Jimmy Dewar, B, Indiana (172); 18. Bernie Rieges, B, UCLA (182); 19. Leon McLaughlin, C, UCLA (192); 20. Charley Elliott, T, Oregon (202); 21. Lou Levanti, C, Illinois (212); 22. J.D. Cheek, T, Oklahoma A&M (222); 23. Bob Dal Porto, B, California (232); 24. Gene Standefer, B, Texas Tech (242); 25. Bob David, B, Villanova (252); 26. Jim Hunnicutt, B, South Carolina (262); 27. John Comer, B, Holy Cross (272); 28. Dean Hall, G, Ohio State (282); 29. Jim Atwell, B, South Carolina (290); 30. Bob Prymuski, G, Illinois (298).

1946 Choices

1. Emil Sitko, B, Notre Dame (10); 2. Don Samuel, B, Oregon State (20); 3. Don Paul, C, UCLA (30); 4. Newell Oestreich, B, California (40); 5. Lafayette King, E, Georgia (50); 6. Joe Waisler, B, Ohio State (60); 7. Mike Schumchik, G, Arkansas (70); 8. Joe Signaigo, G, Notre Dame (80); 9. Tom Phillips, B, Ohio State (90); 10. Ted Strojny, T, Holy Cross (100); 11. George Strohmeier, C, Notre Dame & Texas A&M (110); 12. Bob Palladino, B, Notre Dame (120); 13. Dick Lorenz, E, Oregon State (130); 14. Larry Bouley, B, Boston College & Georgia (140); 15. Gasper Urban, G, Notre Dame (150); 16. Bob Wise, C, Colorado & Nevada (160); 17. Jerry Ford, B, Notre Dame (170); 18. Rob Albrecht, B, Dartmouth & Marquette (180); 19. Cliff Lewis, B, Duke (190); 20. Bob Richardson, T, Marquette (200); 21. Derald Lebow, B, Oklahoma (210); 22. Bill Lippincott, B, Washington State (220); 23. Kay Jamison, E, Florida (230); 24. D.J. Gambrell, C, Alabama (240); 25. Joe Dickey, B, Kansas & Colorado (250); 26. Marty Grievass, E, San Francisco (260); 27. J. Parrin, T, Southern California (270); 28. Frank Plant, C, Georgia (280); 29. Dale Cowan, T, Kansas State (290); 30. Johnny West, B, Oklahoma (300).



QB Bill Wade was the Rams' first Number One No. 1 in the 1952 Draft.

ALL-TIME ROSTER



ASSISTANT COACHES

Allen, George, 1957
 Aliotti, Nick, 1995-97
 Alzman, Ed, 1974-75
 Andersen, Foster, 1978
 Austin, Bill, 1965
 Baker, Bob, 1983-84
 Battles, Bill, 1953-54
 Bennett, Leeman, 1973-76
 Bettis, Tom, 1991
 Brooks, Larry, 1983-90
 Brooks, Rich, 1971-72
 Brown, Steve, 1995-97
 Bunting, John, 1997
 Campbell, Marion, 1967-68
 Carson, Bud, 1978-81; 1997
 Catlin, Tom, 1966-77
 Clausen, Chris, 1992-97
 Coley, Max, 1978
 Coury, Dick, 1986-90; 1997
 Cromwell, Nolan, 1991
 Crow, Lindon, 1963
 David, Jim, 1960-62
 Dixon, Hewritt, 1980-81
 Doll, Don, 1965
 Dowler, Boyd, 1970
 Durden, Earnel, 1971-72
 Dyer, George, 1992-94
 Erber, Lew, 1985-86
 Erkenbeck, Jim, 1992-94
 Evans, Clyde, 1978-82
 Faulkner, Jack, 1955-59, 1973-79
 Fears, Tom, 1960-61
 Fisher, Jeff, 1991
 Gaines, Greg, 1993-94
 Gansz, Frank, 1997
 Greatwood, Steve, 1995-96
 Giemont, Garrett, 1990-91
 Gigantino, Artie, 1987-90
 Giunta, Peter, 1997
 Goode, Kerry, 1997
 Goux, Marv, 1983-91
 Hadl, John, 1982
 Hairston, Carl, 1997
 Hall, Sid, 1971-72
 Hanifan, Jim, 1997
 Harris, Chick, 1992-94
 Haskell, Gil, 1983-91
 Hein, Mel, 1950
 Heinrich, Don, 1963-64
 Hickey, Howard (Red), 1950-54
 Hickman, Bill, 1978-80
 Houck, Hudson, 1983-91
 Jackson, Milt, 1992-93
 Jones, Ronnie, 1991
 Knox, Chuck Jr., 1993-94
 Lanham, Paul, 1978-82
 Lauterbur, Frank, 1978-81
 Levy, Marv, 1970
 Lindskog, Vic, 1960-62
 Madro, Joe, 1955-59
 Malavasi, Ray, 1973-78
 Marchibroda, Ted, 1966-70
 Martz, Mike, 1993-96
 McKittrick, Bobb, 1971-72

McLaughlin, Leon, 1971-72
 Meyer, Ken, 1973-76
 Montgomery, Wilbert, 1997
 Moore, Steve, 1994
 Patera, Jack, 1963-66
 Paterra, Herb, 1980-82
 Paul, Don, 1959-61
 Penaranda, Jairo, 1990
 Perry, Rod, 1992-94
 Pitts, Elijah, 1974-77
 Pollard, Don (Deek), 1995-96
 Pool, Hampton, 1950-54, 1960-62
 Prochaska, Ray, 1966-70, 1973-77
 Radakovich, Dan, 1979-81, 1995
 Ramsdell, John, 1995-97
 Rapp, Vic, 1984
 Raye, Jimmy, 1983-84, 1991
 Reilly, Jack, 1995-96
 Rhome, Jerry, 1997
 Richards, Ray, 1951-52
 Ringo, Jim, 1982
 Roland, Johnny, 1995-96
 Rymkus, Lou, 1958
 Sauer, John, 1953-54
 Schnelker, Bob, 1963-65
 Schnellenger, Howard, 1966-69
 Schwenk, Vic, 1964-65
 Selcer, Dick, 1992-96
 Sevier, Wayne, 1994-95
 Shafer, Steve, Utah State, 1983-90
 Shaw, Willie, 1995-96
 Shelmon, Clarence, 1991
 Shurmur, Fritz, 1982-90
 Simmons, Warren, 1994
 Snow, Jack, 1982
 Snyder, Bob, 1946, 1948-49
 Snyder, Bruce, 1983-86
 Stephenson, Kay, 1977
 Storm, Lowell, 1955-57
 Stydahar, Joe, 1947-49
 Sullivan, Joe, 1966-70
 Summerall, Pat, 1963
 Swiacki, Bill, 1958
 Taylor, Lionel, 1977-81
 Teerlinck, John, 1991
 Thomas, Joe, 1955-56
 Tippet, Howard, 1992-93
 Tollner, Ted, 1992-93
 Torgeson, LaVern, 1969-70, 1978-80
 Trafton, George, 1946-49
 Turner, Norval, 1985-90
 Vecchiarella, Jim, 1981-82
 Vermeil, Dick, 1969, 1971-73
 Vitt, Joe, 1992-94
 Voris, Dick, 1954
 Wagstaff, Jim, 1973-77
 Waller, Charlie, 1978
 Warhop, George, 1996-97
 Waterfield, Bob, 1958
 Weaver, Larry, 1971-72
 Weaver, Ralph, 1954
 White, Mike, 1997
 Whittingham, Fred, 1982-90
 Wietcha, Ray, 1963-64
 Zampese, Ernie, 1987-93

PLAYERS

	(Jersey numbers in left column)		
34	Adams, Chester, T, Ohio, 1939-42	16	Bracken, Don, P, Michigan, 1992-93
87	Adams, John, TE, Cal-State L.A., 1963	79	Bradshaw, Charlie, T, Baylor, 1958-60
3	Agajanian, Ben, K, New Mexico, 1953	90	Brady, Ed, LB, Illinois, 1984
30	Agler, Bob, RB, Otterbein, 1948-49	95	Brady, Jeff, LB, Kentucky, 1993
35	Alexander, Kermit, DB, UCLA, 1970-71	48	Brady, Rickey, TE, Oklahoma, 1994
39	Alexander, Robert, RB, West Virginia, 1982-83	88	Brahm, Lawrence, G, Temple, 1942
	Alfonse, Julius, RB, Minnesota, 1937-38	12	Brantley, Chris, WR, Rutgers, 1994
25	Allen, Duane, E, Santa Ana JC, 1961-64	21	Bratkowski, Zeke, QB, Georgia, 1961-63
20	Allen, Taje, CB, Texas, 1997	18	Bravo, Alex, DB, Cal Poly SLO, 1957-58
79	Anderson, Bruce, DE, Williamette, 1966	53	Brazell, Carl, QB, Baylor, 1938
83	Anderson, Willie, WR, UCLA, 1988-94	10	Breen, Gene, LB, Virginia Tech, 1967-68
39	Andersen, Stanley, T, Stanford, 1940-41	63/83	Brice, Will, P, Virginia, 1997
52	Andrews, George, LB, Nebraska, 1979-85	80	Brink, Larry, DE, No. Illinois State, 1948-53
52	Anno, Sam, LB, USC, 1987	17	Brito, Gene, DE, Loyola (L.A.), 1959-60
18/32	Armstrong, Graham, T, John Carroll, 1941, 1945	5	Britt, Charley, DB, Georgia, 1960-63
26	Arnett, Jon, RB, USC, 1957-63	77	Brock, Dieter, QB, Jacksonville State, 1985
84	Arnold, Walt, TE, New Mexico, 1980-81	90	Brooks, Ethan, T, Williams, 1997
87	Ashe, Richard, TE, Humboldt State, 1990	61	Brooks, Larry, DT, Va. St.-Petersburg, 1972-82
75/77	Ashmore, Darryl, T, Northwestern, 1993-96	76	Brostek, Bern, C, Washington, 1990-97
27	Atkins, Pervis, RB, New Mexico State, 1961-63	6	Brown, Bob, T, Nebraska, 1969-70
18	Atty, Alexander, G, West Virginia, 1939	25	Brown, Eddie, S, Tennessee, 1978-79
90	Aupiu, David, LB, Brigham Young, 1987	81	Brown, Fred, LB, Miami (Fla.), 1965
		92	Brown, Richard, LB, San Diego State, 1987, 1989
		78	Brown, Roger, DT, Maryland State, 1967-69
		89/81	Brown, Ron, WR, Arizona State, 1984-89, 1991
79	Bacon, Coy, DT, Jackson State, 1968-72	42	Brown, Willie, E/RB, USC, 1964-65
00	Bagarus, Steve, RB, Notre Dame, 1947	80	Bruce, Isaac, WR, Memphis State, 1994-97
21/20	Bailey, Johnny, RB, Texas A&M, 1994-95	59	Bruzdzinski, Bob, LB, Ohio State, 1977-80
28	Bailey, Robert, CB, Miami (Fla.), 1991-94		Brumbaugh, Carl, QB, Ohio State/Ferris, 1937
62	Bain, Bill, G, USC, 1979-85	38	Bruney, Fred, DB, Ohio State, 1958
83	Baker, Donnell, WR, Southern (B.R.), 1996	32	Bryant, Cullen, DB/RB, Colorado, 1973-82, 1987
78/74	Baker, John, DT, No. Carolina College, 1958-61	89	Buchanan, Richard, WR, Northwestern, 1993-94
15	Baker, Terry, QB/RB, Oregon State, 1963-65	22	Bucklew, Philip, E, Xavier (Ohio), 1937-38
35	Baker, Tony, RB, Oregon State, 1973-74	45	Budka, Frank, DB, Notre Dame, 1964
12	Banks, Tony, QB, Michigan State, 1996-97	10	Bukich, Rudy, QB, USC, 1953-56
33	Banta, Jack, RB, USC, 1946-48	11	Burke, Mike, P, Miami (Fla.), 1974
	Barber, Mark, RB, South Dakota State, 1937	51	Burman, George, C/G, Northwestern, 1967-70
89/86	Barber, Mike, TE, Louisiana Tech, 1982-85	24	Burmeister, Forrest, T-G, Purdue, 1937-38
8	Barle, Louis, QB, Minnesota-Duluth Teachers, 1939	25	Burmlister, Don, DB, Colorado A&M, 1955-59
96	Barnett, Doug, DE, Azusa Pacific, 1982-83	51	Bush, Blair, C, Washington, 1992-94
16	Barr, Dave, QB, California, 1995	19	Busich, Sam, E, Ohio State, 1937
9	Barry, Paul, RB, Tulsa, 1950-52	52	Busick, Steve, LB, USC, 1986
10	Bartkowski, Steve, QB, California, 1986	59	Butcher, Paul, LB, Wayne State, 1989-92
22	Bass, Dick, RB, Pacific, 1960-69	77	Buzin, Rich, T, Penn State, 1971
81	Battle, Ron, TE, North Texas State, 1981-82	23	Byrd, Mac, LB, USC, 1965
84	Baty, Greg, TE, Stanford, 1987		
55	Baughan, Maxie, LB, Georgia Tech, 1966-70	70	Cahill, Dave, DT, Northern Arizona, 1967
12	Beathard, Pete, QB, USC, 1972	31	Cain, Lynn, RB, USC, 1985
79	Becker, Kurt, G, Michigan, 1989	3	Camarillo, Rich, P, Washington, 1988
71	Belin, Chuck, G, Wisconsin, 1993-96	22	Cappelletti, John, RB, Penn State, 1974-78
42	Bell, Greg, RB, Notre Dame, 1987-89	89/88	Carey, Bob, E, Michigan State, 1952, 1954, 1956
26/49	Benton, Jim, E, Arkansas, 1938-40, 1942, 1944-47	18	Carney, John, K, Notre Dame, 1990
22	Bernard, David, B, Mississippi, 1942, 1944-45	63/70	Carollo, Joe, T, Notre Dame, 1962-68, 1971
6	Berry, Connie Mack, E, North Carolina State, 1940	38	Carpenter, Rob, RB, Miami (Ohio), 1986
42	Berry, Latin, CB, Oregon, 1990	17	Carrell, Duane, P, Florida State, 1975
45	Bertelsen, Jim, RB, Texas, 1972-76	54	Carson, Howard, LB, Howard Payne, 1981-83
68	Bethune, George, LB, Alabama, 1989-90	93	Carter, Kevin, DE, Florida, 1995-97
36	Bettis, Jerome, RB, Notre Dame, 1993-95	88	Carter, Pat, TE, Florida State, 1989-93, 1995
6	Bettridge, John, B, Ohio State, 1937	25	Casey, Bernie, WR, Bowling Green, 1967-68
4	Biasucci, Dean, K, Western Carolina, 1995	89	Cash, Rick, DE, Northeast Missouri, 1969-70
86	Bighead, Jack, E, Pepperdine, 1955	79	Casner, Ken, T, Baylor, 1952
65	Bishop, Richard, NT, Louisville, 1983	41	Cason, Jim, DB, LSU, 1955-56
34	Bleeker, Mel, RB, USC, 1947	23	Castete, Jesse, DB, McNeese State, 1956-57
78	Boeke, Jim, T, Heidelberg, 1960-63	41	Celotto, Mario, LB, USC, 1981
73	Bolinger, Russ, G, Long Beach State, 1983-85	17	Chandler, Chris, QB, Washington, 1994
	Boone, Robert (Jack), Elon, 1942	89	Chadwick, Jeff, WR, Grand Valley St., 1992
	Borland, Kyle, LB, Wisconsin, 1987	86	Champagne, Ed, T, LSU, 1947-50
33	Bostic, James, RB, Auburn, 1994	10	Chapple, Dave, P, UC Santa Barbara, 1972-74
25	Bostic, Lewis, G, Alabama, 1939	79	Charles, Mike, DT, Syracuse, 1991
42/66	Bouley, Gilbert, T, Boston College, 1945-50	21/17	Cherundolo, Charles, C, Penn State, 1937-39
96	Boutte, Marc, DT, LSU, 1992-93	35	Chesbro, Marcel (Red), G, Colgate, 1938
30	Bowers, Bill, DB, USC, 1954	83	Childs, Henry, TE, Kansas State, 1981
70	Boudreaux, Frank, DE, Northwestern, 1993	62	Chuy, Don, G, Clemson, 1963-68
80/82	Boyd, Bob, E, Loyola (L.A.), 1950-57	44	Clark, Al, CB, Eastern Michigan, 1972-75
21	Boykin, Deral, S, Louisville, 1993	94	Clark, Dan, LB, San Jose State, 1987
83	Braatz, Tom, E, Marquette, 1958	92	Clark, Greg, LB, Arizona State, 1990

- 13 Clark, Ken, P. St. Mary's (N.S.), 1979
84 Clarke, Leon, E, USC, 1956-59
21/43 Clay, Boyd, T, Tennessee, 1940-42, 1944
81 Clay, Hayward, T, Texas A&M, 1996
56 Clemons, Charlie, LB, Georgia, 1997
97 Cobb, Bob, DE, Arizona, 1981
34 Colella, Thomas, RB, Canisius, 1944-45
27 Collier, Bob, T, SMU, 1951
54 Collins, Brett, LB, Washington, 1993
50 Collins, Jim, LB, Syracuse, 1982-88
42 Collins, Kirk, CB, Baylor, 1982-83
37 Conkright, William (Red), G, Colgate, 1938
56 Conlan, Shane, LB, Penn State, 1993-95
17 Conlee, Gerald, C/G, St. Mary's (Cal.), 1938
45/84 Conwell, Ernie, TE, Washington, 1996-97
47 Cook, Marv, TE, Iowa, 1995
Cooper, William (Bud), RB, Penn State, 1937
19 Corbo, Thomas, G, Duquesne, 1944
51 Cordleone, Lou, LB, Clemson, 1962
Cordill, Oliver, RB, Rice, 1940
1 Corn, Joe, RB, No College, 1948
3 Corral, Frank, K/P, UCLA, 1978-81
36 Cothren, Paige, K, Mississippi, 1957-58
73 Cowan, Charlie, T, New Mex. Highlands, 1961-75
9 Cowhig, Jerry, RB, Notre Dame, 1947-49
70 Cowlings, Al, DE, USC, 1975, 1977
84 Cox, Aaron, WR, Arizona State, 1988-92
72 Cox, Tom, C, USC, 1987
43 Coyle, Ross, DB, Oklahoma, 1961
49 Crabb, Claude, DB, Colorado, 1966-68
20 Crawford, Keith, DB/WR, Howard Payne, 1996-97
94 Crews, Terry, LB, Western Michigan, 1991
21 Cromwell, Nolan, S, Kansas, 1977-87
25 Crooms, Chris, S, Texas A&M, 1992
73/57 Cross, Bobby, T, Kilgore JC, 1954-55
27 Cross, Irv, DB, Northwestern, 1966-68
28 Croudp, David, CB, San Diego State, 1984
41 Crow, Lindon, DB, USC, 1961-64
40 Crowder, Earl, QB, Oklahoma, 1940
45 Crutchfield, Dwayne, RB, Iowa State, 1984
88 Curran, Pat, TE/RB, Lakeland, 1969-74
58 Currie, Dan, LB, Michigan State, 1965-66
50 Curriuan, Don, DE, Boston College, 1948-49
45 Curry, Bill, C, Georgia Tech, 1974
21 Dahms, Tom, T, San Diego State, 1951-54
81 Dale, Carroll, E, VPI, 1960-64
46 Daniel, Willie, DB, Mississippi State, 1967-69
54/67/50 Daugherty, Dick, LB, Oregon, 1951-58
77 David, Bob, G, Villanova, 1947-48
23 Davis, Anthony, RB, USC, 1978
29 Davis, Dexter, CB, Clemson, 1993-95
41 Davis, Glenn, RB, Army, 1950-51
Davis, James (Bob), RB, Kentucky, 1938
55 Davis, Paschall, LB, Texas A&I, 1995-96
32/3 Davis, Richard Corbett, RB, Indiana, 1938-39, 1941-42
67 Davis, Roger, G, Syracuse, 1964
84 Dean, Hal, G, Ohio State, 1947-49
50 DeFruiter, Bob, NT, Nebraska, 1948
70 DeJurnett, Charles, DT, San Jose State, 1982-86
DeLauer, Robert, C, USC, 1945-46
41 Delaney, Jeff, S, Pittsburgh, 1980
55 DeLauer, Bob, C, USC, 1946
39 Delpino, Robert, FB, Missouri, 1988-92
55 DeMarco, Bob, C, Dayton, 1975
10 Dempsey, Tom, K, Palomar JC, 1975-76
88 Dennard, Preston, WR, New Mexico, 1978-83
43 Dennis, Mike, RB, Mississippi, 1968-69
53 DiBernardo, Rick, LB, Notre Dame, 1987
29 Dickerson, Eric, RB, SMU, 1983-87
71 Dickson, Paul, T, Baylor, 1959
8 Dils, Steve, QB, Stanford, 1984-87, 1989
5 Dingle, Nate, LB, Cincinnati, 1997
46 Doll, Don, DB, USC, 1954
48 Dorn, Torin, CB, North Carolina, 1995-96
71 Doss, Reggie, DE, Hampton Institute, 1978-87
9 Dowd, Gerald, C, St. Mary's (Cal.), 1939
57 Dougherty, Bob, LB, Kentucky, 1957
37 Drake, Bill, DB, Oregon, 1973-74
2/14 Drake, John, RB, Purdue, 1937-41
84 Dryaton, Troy, TE, Penn State, 1993-96
89 Dryer, Fred, DE, San Diego State, 1972-81
82 Duckworth, Bobby, WR, Arkansas, 1985-86
54 Dumas, Troy, LB, Nebraska, 1997
66 Dunstan, Bill, DT, Utah State, 1979
20 Dunstan, Elwyn (Moose), T, Portland, 1939-41
22 Dupree, Marcus, RB, So. Mississippi, 1990-91
29 Dwyer, Jack, DB, Loyola (L.A.), 1952-54
65 Dye, Ernest, G, South Carolina, 1997
35 Dyer, Henry, RB, Grambling, 1966-68
43 Eason, Roger, G/T, Oklahoma, 1945-48
75 Eatman, Irv, T, UCLA, 1993
95 Edwards, Dennis, DE, USC, 1987
67 Edwards, Ronald, G, North Carolina A&T, 1994
46 Edwards, Herman, CB, San Diego State, 1986
55 Ekern, Carl, LB, San Jose State, 1976-88
80 Ellard, Henry, WR, Fresno State, 1983-93
60 Ellena, Jack, MG, UCLA, 1955-56
44 Ellersick, Don, DB, Washington State, 1960
28 Ellis, Ken, CB, Southern, 1979
33 Ellison, Willie, RB, Texas Southern, 1967-72
42 Elmendorf, Dave, DB, Texas A&M, 1971-79
72 Elston, Arthur, LB, South Carolina, 1942
87 Embree, Jon, TE, Colorado, 1987-88
23 Emerick, Robert, G/T, Miami (Ohio), 1937
8 English, Keith, P, Colorado, 1990
4 Evans, Donald, FB, Winston-Salem State, 1987
11 Everett, Jim, QB, Purdue, 1986-93
82 Evey, Dick, DT, Tennessee, 1970
37 Ezerins, Vilnis, RB, Whitewater State, 1968
89 Faison, Derrick, WR, Howard, 1990
79 Fanning, Mike, DT, Notre Dame, 1975-82
79 Fanning, Stan, DE, Idaho, 1963
84 Farmer, George, WR, Southern, 1982-84
46 Farmer, Tom, RB, Iowa, 1946
75 Farr, D'Marco, DT, Washington, 1994-97
34 Farr Jr., Mel, RB, UCLA, 1989
51 Faryniarz, Brett, LB, San Diego State, 1988-91
88 Faulkner, Chris, TE, Florida, 1984
55/80 Fawcett, Jake, T, SMU, 1942, 1944, 1946
15 Fears, Tom, E, UCLA, 1948-56
80 Ferragamo, Vince, QB, Nebraska, 1977-80, 1982-84
68 Ferris, Neil, DB, Loyola (L.A.), 1953
80 Fichtel, Brad, G, Eastern Illinois, 1994
53 Figaro, Cedric, LB, Notre Dame, 1995-96
88 Finch, Karl, E, Cal Poly Pomona, 1962
68 Finlay, Jack, G, UCLA, 1947-51
82 Floyd, Malcolm, WR, Fresno State, 1997
68 Fournet, Sid, DT, LSU, 1955-56
48 Fox, Tim, S, Ohio State, 1985-86
77 France, Doug, T, Ohio State, 1975-81
35 Francis, Jon, RB, Boise State, 1987
61 Frankhauser, Tom, DB, Purdue, 1959
35 Friend, Benjamin, T, LSU, 1939
75 Fry, Bob, T, Kentucky, 1953-59
71 Fuller, Frank, DT, Kentucky, 1953-58
4 Fuller, Steve, QB, Clemson, 1983
6 Fulton, Ed, G, Maryland, 1978
9 Furrer, Will, QB, Virginia Tech, 1997
18 Gabriel, Roman, QB, No. Carolina State, 1962-72
7 Gallowich, Anthony, B, Wake Forest, 1941
1 Gandy, Wayne, T, Auburn, 1994-97
43 Gary, Cleveland, RB, Miami (Fla.), 1989-93
54 Gaskins, Percell, LB, Kansas State, 1996
36 Geddes, Ken, LB, Nebraska, 1971-75
61 Gehrke, Clarence (Fred), RB, Utah, 1940, 1945-49
18 George, Bill, LB, Wake Forest, 1966
66 Gerak, John, G, Penn State, 1997
Giannoni, John, E, St. Mary's (Cal.), 1938
Gibson, William (Joe), E, Tulsa, 1942, 1944

75	Gibson, Tom, DE, Northern Arizona, 1991	20	Henley, Darryl, CB, UCLA, 1989-94
3	Gift, Wayne, QB, Purdue, 1937	82	Henry, Bernard, WR, Arizona State, 1987
89	Gilbert, Lewis, TE, Florida, 1981	53	Henry, Mike, LB, USC, 1962-64
90	Gilbert, Sean, DT, Pittsburgh, 1992-95	67	Henry, Urban, DT, Georgia Tech, 1961
30	Gill, Owen, RB, Iowa, 1987		Hershey, Kirk, E, Cornell, 1941
9/24	Gillette, James, RB, Virginia, 1940, 1944-45	9	Herrmann, Mark, QB, Purdue, 1988-89
7/28	Goddard, Edwin, RB, Washington State, 1937-38	86	Hester, Jessie, WR, Florida State, 1994-95
	Godfrey, Herbert, E, Washington State, 1942	34	Heyward, Craig, RB, Pittsburgh, 1997
79	Goetz, Leo, G, Hawaii, 1993-96	53	Hickey, Howard (Red), E, Arkansas, 1941, 1945-48
63	Goebel, Hank, T, Cal State Fullerton, 1987	28/23	Hicks, Clifford, CB, Oregon, 1987-90
16	Goodnight, Owen, RB, Hardin-Simmons, 1941	81	Hicks, Victor, TE, Oklahoma, 1980
24	Goolsby, James, C, Mississippi State, 1940		Hightower, John (Ben), E, Sam Houston, 1942
5	Gordon, Dick, WR, Michigan State, 1972-73	81	Hill, David, TE, Texas A&I, 1983-87
30	Gossett, Bruce, K, Richmond, 1964-69	87	Hill, Drew, WR, Georgia Tech, 1979-84
82	Grant, Otis, WR, Michigan State, 1983-84	24	Hill, Eddie, RB, Memphis State, 1979-80
73	Gravelle, Gordon, T, BYU, 1979	72	Hill, Kent, G, Georgia Tech, 1979-86
25	Gray, Jerry, CB, Texas, 1985-91	73	Hill, Winston, T, Texas Southern, 1977
27	Green, Gary, CB, Baylor, 1984-85	40	Hirsch, Elroy, E/RB, Wisconsin, 1949-57
44	Green, Gaston, RB, UCLA, 1988-90	7	Hitt, Joel, E, Mississippi College, 1939
30	Green, Harold, RB, South Carolina, 1996	63	Hock, John, G, Santa Clara, 1953-57
91	Greene, Kevin, LB, Auburn, 1985-92	31	Hoerner, Dick, RB, Iowa, 1947-51
66	Greenwood, Donald, RB, Missouri/Illinois, 1945	16	Hoffman, Bob, RB, USC, 1946-48
23	Gregory, Jack, G, Tennessee-Chattanooga, 1941	46	Holladay, Bob, RB, Tulsa, 1956
46	Gremminger, Hank, DB, Baylor, 1966	31	Holliday, Marcus, RB, Memphis, 1996
76	Grier, Roosevelt, DT, Penn State, 1963-66	81	Holohan, Pete, TE, Notre Dame, 1988-90
58	Griffin, Bob, C, Arkansas, 1953-57	45	Holovak, Mike, RB, Boston College, 1946
42	Griffin, Courtney, CB, Fresno State, 1992-93		Holtzman, Glenn, T, North Texas State, 1955-58
45	Griffin, John, DB, Memphis State, 1963	57	Homco, Thomas, LB, Northwestern, 1993-96
30	Griffith, Howard, RB, Illinois, 1993-94	96	Hope, Neil, LB, USC, 1987
60	Gruttadauria, Mike, C, Central Florida, 1996-97	2	Horan, Mike, P, Long Beach State, 1997
3	Gudauskas, Peter, G, Murray State, 1940	64	Hord, Roy, G, Duke, 1960-62
88	Guillory, Anthony, LB, Lamar Tech, 1965, 1967-68	63	Horton, Greg, G, Colorado, 1976-78, 1980
44	Guman, Mike, RB, Penn State, 1980-88	12	Horvath, Les, RB, Ohio State, 1947-48
25	Gutknecht, Albert, G, Niagara, 1944	83	House, Kevin, WR, Southern Illinois, 1986-87
60	Guzik, John, LB, Pittsburgh, 1959-60	63	Houser, John, C/G, Redlands, 1957-59
		50	Howard, Dana, LB, Illinois, 1995
11	Haden, Pat, QB, USC, 1976-81	21	Howard, Gene, DB, Langston, 1971-72
21	Hadl, John, QB, Kansas, 1973-74	4	Hubbell, Frank, DE/TE, Tennessee, 1947-49
57	Hager, Britt, LB, Texas, 1997	66	Huerta, Carlos, K, Miami (Fla.), 1996
46	Hall, Alvin, DB, No College, 1961-63	20	Huffman, Dick, T, Tennessee, 1947-50
	Hall, Darryl, CB, San Diego State, 1987	53	Huggins, Roy, FB, Vanderbilt, 1944
32	Hall, Parker, RB, Mississippi, 1939-42	49	Hughes, Ed, DB, Tulsa, 1954-55
	Halleck, Paul, E, Ohio, 1937	48	Humphrey, Bobby, CB, New Mexico State, 1990
36	Halliday, Jack, DT, SMU, 1951	10	Humphrey, Buddy, OB, Baylor, 1959-60
56	Halverson, Dean, LB, Washington, 1968, 1972	56	Hunter, Art, C, Notre Dame, 1960-64
15	Haman, John, C, Northwestern, 1940-41	87	Hunter, Tony, TE, Notre Dame, 1985-86
27/44	Hamilton, Raymond, E, Arkansas, 1938, 1944-47	1/22	Hupke, Thomas, G, Alabama, 1938-39
	Hanneman, Charles, E, Eastern Michigan, 1941		
15	Harding, Roger, C, California, 1945-46	49	Iglehart, Floyd, DB, Wiley, 1958
21	Hardy, Jim, QB, USC, 1946-48	8	Iman, Ken, C, Southeast Missouri State, 1965-74
47	Hargain, Tony, WR, Oregon, 1993	47	Irvin, LeRoy, CB, Kansas, 1980-89
98	Harmon, Tom, RB, Michigan, 1946-47	31	Israel, Steve, CB, Pittsburgh, 1992-94
60	Harrah, Dennis, G, Miami (Fla.), 1975-87	15	Isselhardt, Ralph, G, Franklin (Ind.), 1937
34/33	Harris, Derrick, RB, Miami (Fla.), 1996-97		
26	Harris, Eric, DB, Memphis State, 1983-85	31	Jackson, Alfred, CB, San Diego State, 1989-90
12	Harris, James, QB, Grambling, 1973-76	29	Jackson, Harold, WR, Jackson St., 1968, 1973-77
99	Harris, James, DE, Temple, 1996	36	Jackson, Kirby, CB, Mississippi State, 1987
44	Harris, Jim, DB, Oklahoma, 1958	28	Jackson, Monte, CB, San Diego State, 1975-77
51	Harris, Joe, LB, Georgia Tech, 1979-81	9	Jackson, Rusty, P, LSU, 1976
60	Harris, Marv, LB, Stanford, 1964		Jacobs, Jack, QB, Oklahoma, 1942, 1945
68	Harrison, Dennis, DE, Vanderbilt, 1985	89	Jacoby, Mitch, TE, Northern Illinois, 1997
22	Harry, Emile, WR, Stanford, 1992	69	James, Jesse, C, Mississippi State, 1995-96
3	Hatcher, Dale, P, Clemson, 1985-89, 1991	67	Janerette, Charlie, G, Penn State, 1960
65	Hauser, Art, DT, Xavier, 1954-57	38	Janiak, Len, FB, Ohio, 1940-42
70	Hawkins, Bill, DT, Miami (Fla.), 1989-92	16	Jaworski, Ron, CB, Youngstown St., 1974-76
93	Hayes, Eric, DT, Florida State, 1992	22	Jenkins, Jr., Billy, S, Howard, 1997
31	Hayes, Larry, C, Vanderbilt, 1962-63	51	Jenkins, Carlos, Michigan State, 1995-96
23	Haymond, Alvin, DB, Southern, 1969-71	72	Jenkins (Cox), Robert, T, UCLA, 1987-93
22	Haynes, Hall, DB, Santa Clara, 1954-56	59	Jerue, Mark, LB, Washington, 1983-89
20	Heckard, Steve, E, Davidson, 1965-66	81	Jessie, Ron, WR, Kansas, 1975-79
48	Hecker, Bob, DB, Baldwin Wallace, 1952	77	Jeter, Gary, DE, USC, 1983-88
88	Hecker, Norb, DB, Baldwin Wallace, 1951-53	57	Jobko, Bill, LB, Ohio State, 1958-62
62	Hector, Willie, T, Pacific, 1961	43	Jodat, Jim, RB, Carthage, 1977-79
7	Heineman, Ken, B, Texas Mines, 1940	88	Johns, Freeman, WR, SMU, 1976-77
9	Helton, Barry, P, Colorado, 1991	79	Johnson, Bill, DT, Michigan State, 1997
24	Henderson, Wymon, CB, UNLV, 1993-94	8	Johnson, Clyde, T, Kentucky, 1946-47

20	Johnson, Damone, TE, Cal Poly SLO, 1986-92	41	Lear, Leslie, G, Manitoba, Canada, 1944-46
	Johnson, Donald, C, Northwestern, 1942	31	Lee, Amp, RB, Florida State, 1997
46	Johnson, Holbert, CB, New Mexico State, 1987	19	Lee, Bob, QB, Pacific, 1979-80
20	Johnson, Johnnie, S, Texas, 1980-89	72	Leggett, Earl, LB, LSU, 1966
27	Johnson, Marvin, DB, San Jose State, 1951-52	34	Lester, Tim, RB, E. Kentucky, 1992-94
70	Johnson, Mitch, T, UCLA, 1969-70	76	Levy, Leonard (Butch), T, Minnesota, 1945-46
	Johnson, Ray, HB, Denver, 1937-38	11	Lewis, Arthur, G, Ohio, 1938-39
89	Johnson, Samuel, WR, Prairie View A&M, 1987	51	Lewis, David, LB, USC, 1983
24	Jones, A. J., RB, Texas, 1982-85	30/20	Lewis, Woodley, DB/E, Oregon, 1950-55.
17	Jones, Bert, QB, LSU, 1982	17	Liles, Elvin, G, Oklahoma A&M, 1945
72	Jones, Clarence, T, Maryland, 1994-95	59	Lilja, George, C, Michigan, 1982-83
76	Jones, Cody, DT, San Jose St., 1974-78, 1980-82	27	Lilly, Sammy, CB, Georgia Tech, 1991-92
75	Jones, David, DE, South Carolina State, 1961-71	39	Lincoln, Jeremy, CB, Tennessee, 1996
86	Jones, Ernie, WR, Indiana, 1993	78	Lipscomb, Gene, DT, No College, 1953-55
25	Jones, Gordon, WR, Pittsburgh, 1983-84	34	Littlefield, Carl, RB, Washington State, 1938
12	Jones, Harvey, RB, Baylor, 1944-45	58	Livingston, Cliff, LB, UCLA, 1963-65
98	Jones, Jimmie, DT, Miami (Fla.), 1994-96	18,31	Livingston, Ted, T/G, Kansas State/Indiana, 1937-40
37	Jones, Jimmy, RB, Washington, 1958	83	Locklin, Kerry, TE, New Mexico State, 1982
52	Jones, Mike, LB, Missouri, 1997	22	Lofton, James, WR, Stanford, 1993
55	Jones, Robert, LB, East Carolina, 1996-97	8	Lohmiller, Chip, K, Minnesota, 1996
31	Jordan, Jeff, RB, Washington, 1970	82	Lomack, Tony, WR, Florida, 1990
34	Josephson, Les, RB, Augustana, 1964-67, 1969-74	64	Loneker, Keith, G, Kansas, 1993-95
29	Justin, Sid, CB, Long Beach State, 1979	84	Long, Bob, LB, UCLA, 1960-61
		86	Long, Bob, WR, Wichita State, 1970
16	Kabealo, Michael, RB, Ohio State, 1944	16	Long, Chuck, QB, Iowa, 1990
92	Kalafat, Jim, LB, Montana State, 1987	45	Long, Darren, TE, Long Beach State, 1986
24	Kalmanir, Tom, RB, Nevada, 1949-51	10	Lothridge, Billy, P, Georgia Tech, 1965
46	Kamana, John, RB, USC, 1984	67	Love, Duval, G, UCLA, 1985-91
71	Karras, Ted, G, Indiana, 1966	49	Love, John, WR, North Texas State, 1972
31	Karrivacz, Carl, DB, Syracuse, 1959-60	76	LoVetere, John, DT, Compton JC, 1959-62
35	Karrs, John, QB, Duquesne, 1944	85	Lundy, Lamar, DE/TE, Purdue, 1957-69
52	Kay, Rick, LB, Colorado, 1973, 1975-77	41	Lyght, Todd, CB, Notre Dame, 1991-97
59	Kazadi, Muadianvita, LB, Tulsa, 1997	35	Lyle, Keith, S, Virginia, 1994-97
10	Keane, Tom, DB, West Virginia, 1948-51	65	Lyman, Delbert, T, UCLA, 1941, 1944
9	Keeble, Joe, RB, UCLA, 1937	8	Mack, Tom, G, Michigan, 1966-78
52	Kelly, Joe, LB, Washington, 1994	8,24	Maddox, Tommy, QB, UCLA, 1994
	Kelm, Larry, LB, Texas A&M, 1987-92		Magnani, Dante, RB, St. Mary's, 1940-42, 1947-48
9	Kemp, Jeff, QB, Dartmouth, 1981-85		Maher, Francis, B, Toledo, 1941
72	Kenerson, John, T, Kentucky State, 1960	56	Marchlewski, Frank, C, Minnesota, 1965, 1968-69
88	Kennison, Eddie, WR, LSU, 1996-97	34	Marconi, Joe, RB, West Virginia, 1956-61
79	Kersten, Wally, T, Minnesota, 1982	12	Markov, Victor, T, Washington, 1938
13	Kilgore, Jon, P, Auburn, 1965-67	44	Marshall, Larry, WR, Maryland, 1978
83	Kimbrough, Elbert, DB, Northwestern, 1961	42	Martin, Aaron, DB, No. Carolina College, 1964-65
81	Kinchen, Todd, WR, LSU, 1992-95	53	Martin, Chris, LB, Auburn, 1993-94
9	Kinek, Michael, E, Michigan State, 1940	8/9/10	Martin, Jamie, QB, Weber State, 1993-96
51	Kirk, Ken, C, Mississippi, 1963	23	Martin, John, C, Navy, 1947-49
65	Kirksey, Jon, OL, Sacramento State, 1995-96	48	Maslowski, Matt, WR, U. of San Diego, 1971
80	Klein, Bob, TE, USC, 1969-76	20	Mason, Tommy, RB, Tulane, 1967-70
10	Klosterman, Don, QB, Loyola (LA.), 1952	51	Matau, Chris, G, Brigham Young, 1987
97	Klostermann, Bruce, LB, North Dakota St., 1990	11/13	Matheson, Riley, G/LB, Tex. Sch. of Mines, 1939-42, 1944-47
79	Knight, Marion, DE, UNLV, 1987	33	Matson, Ollie, RB/E, USF, 1959-62
19	Koch, George, RB, Baylor/St. Mary's (Tex.), 1945		Mattas, Harry, RB, St. Mary's (Cal.), 1937
38	Konetsky, Floyd, E, Florida, 1944-45	98	Maumalanga, Chris, DT, Kansas, 1997
28	Kostiuk, Michael, T, Detroit Tech H.S., 1941		May, Francis (Jack), C, Centenary, 1938
	Kovatch, John, E, Northwestern, 1938	49	Mayes, Carl, RB, Texas, 1952
76	Kowalski, Gary, T, Boston College, 1983	23	McBurrows, Gerald, S, Kansas, 1995-97
	Krause, William, G, Baldwin-Wallace, 1938	24	McCleon, Dexter, CB, Clemson, 1997
26	Ksionyak, John, QB, St. Bonaventure, 1947	23	McCormick, Tom, RB, Pacific, 1953-55
		30	McCutcheon, Lawrence, RB, Colorado St., 1972-79
88	LaChapelle, Sean, WR, UCLA, 1993	83	McDonald, James, TE, USC, 1983-85, 1987
64/68	LaHood, Mike, G, Wyoming, 1969, 1971-72	63	McDonald, Mike, LB, USC, 1983-84, 1986-91
86	Laing, Aaron, TE, New Mexico St., 1996-97	29	McDonald, Tommy, WR, Oklahoma, 1965-66
5	Landeta, Sean, P, Towson State, 1993-96	19	McDonough, Paul, E, Utah, 1939-41
44	Lamson, Chuck, DB, Wyoming, 1965-67	62	McFadin, Bud, DT/T, Texas, 1952-56
81	Lane, Dick, DB, Scottsbluff JC, 1952-53	30	McGarry, Barney, G, Utah, 1939-42
38	Lang, David, RB, Northern Arizona, 1991-94	24	McGe, Buford, RB, Mississippi, 1987-91
39	Lang, Israel, RB, Tennessee State, 1969	24	McGe, Willie, WR, Alcorn A&M, 1974-75
26/65	Lange, Bill, G, Dayton, 1951-52	54	McGlasson, Ed, C, Youngstown State, 1980
63	Lansford, Buck, G, Texas, 1958-60	17	McIlhany, Dan, DB, Texas A&M, 1965
4/1	Lansford, Mike, K, Washington, 1982-90	16	McJulien, Paul, P, Jackson State, 1993
67	Lapka, Myron, DT, USC, 1982-83	86	McKeever, Marlin, LB/TE, USC, 1961-66, 1971-72
83	Larsen, Gary, DT, Concordia, 1964	73	McKinney, Phil, T, UCLA, 1981
36	Latin, Jerry, RB, Northern Illinois, 1978	50	McLain, Kevin, LB, Colorado State, 1976-79
57	Laughlin, Jim, LB, Ohio State, 1985-86	3	McLaughlin, Leon, C, UCLA, 1951-55
27	Lazetich, Milan, G, Montana/Michigan, 1945-50	50	McLaughlin, Steve, K, Arizona, 1995
24	Lazetich, William, RB, Montana, 1939, 1942	41	McMillan, Eddie, CB, Florida State, 1973-75

82	McNeal, Travis, TE, Tenn.-Chatt., 1992-93	42	Pacheco, Chris, NT, Fresno State, 1987
27	McNeil, Ryan, CB, Miami (Fla.), 1997	14	Pagel, Mike, QB, Arizona State, 1991-93
42	McRaven, William, RB, Murray State, 1939	69	Pahukoa, Jeff, G, Washington, 1991-93
21	Meador, Ed, DB, Arkansas Tech, 1959-70	73	Panfil, Ken, T, Purdue, 1956-58
60	Meisner, Greg, DE, Pittsburgh, 1981-88	75	Pankey, Irv, T, Penn State, 1980-90
65	Mello, Jim, RB, Notre Dame, 1948	32	Pardee, Jack, LB, Texas A&M, 1957-70
31	Mergenthal, Art, G, Notre Dame, 1945-46	57	Parish, Don, LB, Stanford, 1971
60	Messner, Mark, LB, Michigan, 1989	27	Parker, Anthony, CB, Arizona St., 1995-96
55	Michaels, Lou, DE, Kentucky, 1958-60	55	Pasqua, Joe, T, SMU, 1942, 1946
77	Mickel, Jeff, T, Eastern Washington, 1990	36	Pasquariello, Ralph, RB, Villanova, 1950
87	Middleton, Ron, TE, Auburn, 1994	10	Pastorini, Dan, QB, Santa Clara, 1981
71	Milnichik, Joe, G, North Carolina State, 1990-92	2	Patt, Maurice (Babe), E, Carnegie Tech, 1939-42
12	Millen, Hugh, QB, Washington, 1987	83	Pattison, Mark, WR, Washington, 1986
25	Miller, Charles, G, Purdue, 1937	57	Paul, Don, LB, UCLA, 1948-55
13/12	Miller, Chris, QB, Oregon, 1995	34	Peacock, Elvis, RB, Oklahoma, 1979-80
78	Miller, Clark, DE, Utah State, 1970	22	Penaranda, Jairo, RB, UCLA, 1981
73	Miller, Fred, T, Baylor, 1996-97	52	Pergine, John, LB, Notre Dame, 1969-72
81	Miller, Paul, DE, LSU, 1954-57	37	Perkins, Art, RB, North Texas State, 1962-63
38/27	Miller, Ralph, T, Rice, 1937-38	64	Perrie, Michael, B, St. Mary's (Cal.), 1939
89	Miller, Ron, E, USC, 1956	49	Perry, Gerald, T, Southern, 1991-92
9	Miller, Ron, QB, Wisconsin, 1962	57	Perry, Rod, CB, Colorado, 1975-82
98	Miller, Shawn, NT, Utah State, 1984-89	57	Petchel, John, QB, Duquesne, 1942, 1944
82	Miller, Willie, WR, Colorado State, 1978-82	11	Peterson, Jim, LB, San Diego State, 1974-75
77	Milner, Billy, T, Houston, 1996	17	Peterson, Nelson, RB, West Virginia Wesleyan, 1938
6	Misko, John, P, Oregon State, 1982-84	58	Pettibon, Richie, DB, Tulane, 1969-70
22	Mitchell, Lydell, RB, Penn State, 1980	82	Phifer, Roman, LB, UCLA, 1991-97
81	Moan, Emmett (Kelly), RB, West Virginia, 1939	21	Phillips, George, UCLA, 1945
78	Mobley, Stacey, WR, Jackson State, 1987	39	Phillips, Jim, E, Auburn, 1958-64
8	Molden, Frank, DT, Jackson State, 1985	95	Phillips, Lawrence, RB, Nebraska, 1996-97
25	Monaco, Raymond, G, Holy Cross, 1945	54	Phillips, Rod, RB, Jackson State, 1975-78
86	Montgomery, Tyrone, RB, Mississippi, 1995	72	Piel, Mike, DT, Illinois, 1989-92
44	Moore, Jeff, WR, Tennessee, 1980-81	93	Pifferini, Bob, LB, UCLA, 1977
84	Moore, Jerald, RB, Oklahoma, 1996-97	72	Pike, Chris, DT, Tulsa, 1991
25	Moore, Malcolm, TE, USC, 1987	1/15	Pillath, Roger, T, Wisconsin, 1965
4	Moore, Tom, RB, Vanderbilt, 1966	83	Pincura, Stanley, QB, Ohio State, 1937-38
40	Morris, George, RB Baldwin-Wallace, 1941-42	23	Pinkney, Lovell, TE, Texas, 1995
56/31	Morris, Jack, DB, Oregon, 1958-60	56	Pitts, Elijah, RB, Philander Smith, 1970
51	Morris, Larry, LB, Georgia Tech, 1955-57	83	Pitts, Hugh, LB, TCU, 1956
51	Morrow, John, C, Michigan, 1956-59	83	Pivec, Dave, TE, Notre Dame, 1966-68
31	Moss, Brent, RB, Wisconsin, 1995	43	Platukas, George, E, Duquesne, 1942
27	Mucha, Rudolph, G, Washington, 1941, 1945	16	Pleasant, Mike, CB, Oklahoma, 1984
19	Munson, Bill, QB, Utah State, 1964-67	21	Plum, Milt, QB, Penn State, 1968
76	Murray, Joe, G, USC, 1987	80	Plummer, Tony, DB, Pacific, 1974
28	Murphy, Harvey (Harm), E, Mississippi, 1940	22	Plunkett, Warren, QB, Minnesota, 1942
95	Murphy, Phil, DT, South Carolina St., 1980-81	22	Pope, Bucky, WR, Catawba, 1964, 1966-67
28	Myers, Brad, RB, Bucknell, 1953-56	66	Pope, Marquez, S, Fresno State, 1994
31	Myers, Jack, RB/DB, UCLA, 1952	98	Pottios, Myron, LB, Notre Dame, 1966-70
12	Namath, Joe, QB, Alabama, 1977	30	Powell, Tim, DE, Northwestern, 1965
67	Naumetz, Fred, LB/C, Boston College, 1946-50	20	Powers, Warren, DE, Maryland, 1992
22	Nelson, Bill, DT, Oregon State, 1971-75	87	Prather, Dale, E, George Washington, 1937-38
13	Nelson, Chuck, K, Washington, 1983	27	Preece, Steve, S, Oregon State, 1973-76
83	Nelson, Terry, TE, Arkansas A&N, 1973-80	67	Price, Jim, TE, Stanford, 1991-92, 1995
19	Nettles, Jim, DB, Wisconsin, 1969-72	30	Price, Mitchell, CB, Tulane, 1993
10	Nemeth, Stephen, QB, Notre Dame, 1945	8	Pritchard, (Bosh), RB, VMI, 1942
66	Newberry, Tom, G, Wisconsin-LaCrosse, 1986-94	40	Pritko, Stephen, DE, Villanova, 1944-47
26	Newman, Anthony, S, Oregon, 1988-94	67	Prochaska, Raymond, E, Nebraska, 1941
22	Newsome, Vince, S, Washington, 1983-90	53	Pudloski, Chester, T, Villanova, 1944-47
77	Nichols, Bob, T, Stanford, 1966-67	61	Purling, Dave, DE, USC, 1987
6	Nix, John, B, Mississippi State, 1940	53	Purnell, Jim, LB, Wisconsin, 1969-72
86	Noble, Don, TE, California, 1987	27	Putnam, Duane, G, Pacific, 1952-59, 1962
51	Nuzum, Rick, C, Kentucky, 1977	9	Quarles, Bernard, QB, Hawaii, 1987
42	O'Berry, Herman, CB, Oregon, 1996	27	Quinlan, Skeet, RB, San Diego State, 1952-56
23	Odom, Ricky, DB, USC, 1979	36	Ragazzo, Philip, G, Western Reserve, 1938-40
74	Olsen, Merlin, DT, Utah State, 1962-76	27	Rapp, Manual, B, St. Louis, 1942
65	Olsen, Norman, T, Alabama, 1944	18	Ray, David, K/WR, Alabama, 1969-74
72	Olsen, Phil, DT/DE, Utah State, 1971-74	39	Raye Jr., Jimmy, WR, San Diego State, 1991
91	Olson, Glenn, B, Iowa, 1940	30	Ream, Charles, T, Ohio State, 1938
97	O'Neal, Leslie, DE Oklahoma St., 1996-97	21	Redden, Barry, RB, Richmond, 1982-86
33	O'Neill, William, RB, Detroit, 1937	54	Reece, John, CB, Nebraska, 1995
95	Osborne, Chuck, DT, Arizona, 1996	93	Reece, Geoff, C, Washington State, 1976
58	O'Steen, Dwayne, CB, San Jose State, 1978-79	66	Reed, Doug, DE, San Diego State, 1984-90
76	Ottis, Brad, DE, Wayne State (Nob.), 1995	35	Reese, Booker, DE, Bethune-Cookman, 1984-85
	Owens, Mel, LB, Michigan, 1981-89	57	Reid, Joe, LB, LSU, 1951
	Pace, Orlando, T, Ohio State, 1997		Reilly, Mike, LB, Oklahoma, 1982

- 54 Reinhard, Bob, T/DT, California, 1950
26 Reisz, Albie, QB, Southwestern La., 1944-46
13/19 Rentzel, Lance, WR, Oklahoma, 1971-72, 1974
42 Repko, Joe, DT, Boston College, 1948-49
54/64 Reynolds, Jack, LB, Tennessee, 1970-80
17 Rhome, Jerry, QB, Tulsa, 1971
42 Rich, Herb, DB, Vanderbilt, 1951-53
43 Richardson, Jerry, DB, West Texas State, 1964-65
37 Richardson, Reggie, S, Utah, 1987
67/48 Richter, Les, LB, California, 1954-62
50 Rickards, Paul, QB, Pittsburgh, 1948
6/32 Rieth, William, C/G, Carnegie Tech, 1941-42, 1944-45
31 Riffle, Charles, G, Notre Dame, 1944
72 Robbins, Kevin, T, Michigan State, 1993
58 Robertson, Isaiah, LB, Southern, 1971-78
92 Robinson, Bryan, DE, Fresno State, 1997
97 Robinson, Gerald, DE, Auburn, 1991-94
28 Robinson, Greg, RB, N.E. Louisiana, 1995-96
19 Robinson, Jack, T/G, Northeast Missouri State, 1938
94 Robinson, Jeff, DE, Idaho, 1997
84 Robustelli, Andy, DE, Arnold, 1951-55
92 Rocker, David, DT, Auburn, 1991-94
17 Rockwell, Henry, G/C, Arizona State, 1940-42
23 Rodak, Michael, RB/E, Western Reserve, 1939-40
57 Rogers, Mel, LB, Florida A&M, 1976
59 Rolling, Henry, LB, Nevada Reno, 1993-94
87 Rose, Joe, TE, California, 1987
17 Rosequist, Ted, T, Ohio State, 1937
82 Ross, Jermaine, WR, Purdue, 1994-97
42 Rowe, Joe, CB, Virginia, 1997
12 Rubley, T.J., QB, Tulsa, 1992-93
Rucker, Conrad, G/T, Southern, 1980
4 Russell, Doug, RB, Muskingum/Kansas State, 1939
42 Russell, Leonard, RB, Arizona State, 1995
20 Ruthstrom, Ralph, RB, Sam Houston/SMU, 1945-46
48 Rutledge, Craig, S, UCLA, 1987
8 Rutledge, Jeff, QB, Alabama, 1979-81
15 Ryan, Frank, QB, Rice, 1958-61
54 Ryzek, Dan, C, Virginia, 1978-79
11 Rypien, Mark, QB, Washington State, 1995, 1997
- 55 Sanders, Glenell, LB, Louisiana Tech, 1991
61 Saul, Rich, C, Michigan State, 1970-81
Savatsky, Oliver, E, Miami (Ohio), 1937
87 Scales, Dwight, WR, Grambling, 1976-78
39 Scarry, Michael (Mo), C, Waynesburg, 1944-45
76 Schad, Mike, G/T, Queens (Con.), 1987-88
38 Schenker, Nathan, T, Howard (Samford), 1939
76/79 Schuh, Harry, T, Memphis State, 1971-73
40 Schultz, Eberle, T, Oregon State, 1945-47
81 Schumacher, Gregg, DE, Illinois, 1967-68
Schupbach, Orrin (Tex), T, West Texas State, 1942
71 Scibelli, Joe, G, Notre Dame, 1961-75
84 Scott, Chuck, WR, Vanderbilt, 1986
33 Scribner, Rob, RB, UCLA, 1973-76
22 Scurlock, Mike, CB, Arizona, 1995-97
Seale, Sam, CB, Western State (Colo.), 1993
Seabright, Charles, QB, West Virginia, 1941
Sebastian, Mike, B, Pittsburgh, 1937
70 Selawski, Gene, T, Purdue, 1959
16 Sellers, Donald, WR, New Mexico, 1997
1 Septien, Rafael, K, SW Louisiana, 1977
5 Severson, Jeff, DB, Long Beach State, 1979
66 Sewell, Harley, G, Texas, 1963
47 Shannon, Carver, DB/RB, So. Illinois, 1962-64
60 Shaw, Bob, E, Ohio State, 1945-46, 1949
34 Shaw, Glenn, RB, Kentucky, 1962
4 Shaw, Nate, DB, USC, 1969-70
32 Shaw, Robert, E, Ohio State, 1945-46, 1949
64 Shearin, Joe, G, Texas, 1983-84
59 Sheppard, Ashley, LB, Clemson, 1995
86 Sherman, Rod, WR, USC, 1973
43 Sherman, Will, DB, St. Mary's, 1954-60
36 Shirey, Frederick, T, Nebraska, 1940-41
22 Shiver, Ray, DB, Miami (Fla.), 1956
29 Shofner, Del, E, Baylor, 1957-60
- 82 Sievers, Eric, TE, Maryland, 1988
Sikich, Rudolph, T, Minnesota, 1945
65/76 Simensen, Don, T, St. Thomas, 1951-52
33 Simington, Milton, T, Arkansas, 1941
89 Simmons, Jeff, WR, USC, 1983
48 Simpson, Bill, DB, Michigan State, 1974-78
17 Sims, George, DB, Baylor, 1949-50
64 Sinnott, Greg, T, Utah State, 1987
Skoronski, Edmund, C, Georgetown/Purdue, 1937
68 Skow, Jim, DE, Nebraska, 1992
78 Slater, Jackie, T, Jackson State, 1976-95
Slaton, Tony, C, USC, 1984-89
5 Slovak, Martin, RB, Toledo, 1939-41
83 Small, Torrance, WR, Alcorn State, 1997
Smilanich, Bronko, B, Arizona, 1939
80 Smith, Billy Ray, DE, Arkansas, 1957
23 Smith, Bobby, DB, UCLA, 1962-65
96 Smith, Brian, LB, Auburn, 1989-90
56 Smith, Bruce, RB, Minnesota, 1948
62 Smith, Doug, C, Bowling Green, 1978-91
10 Smith, Gaylon, RB, Southwestern (Tenn.), 1939-42
38 Smith, Larry, RB, Florida, 1969-73
23 Smith, Lucious, CB, Cal State Fullerton, 1980-82
88 Smith, Phil, WR, San Diego State, 1987
14 Smith, Ron, QB, Richmond, 1965
42 Smith, Ron, DB, Wisconsin, 1968-69
84 Smith, Ron, WR, San Diego State, 1978-79
97 Smith, Sean, DT, Grambling, 1989
62 Smith, Varnice, G, Florida A&M, 1997
77 Smith, V.T., RB, Abilene Christian, 1949-53
79 Smyth, Bill, T/TE, Cincinnati, 1947-50
84 Snow, Jack, WR, Notre Dame, 1965-75
4 Snyder, Robert, RB, Ohio, 1937-38
4/13 Spadaccini, Victor, QB, Minnesota, 1938-40
44 Sparkman, Alan, DT, Texas A&M, 1948-49
60 Stalcup, Jerry, LB, Wisconsin, 1960
50 Stams, Frank, LB, Notre Dame, 1989-91
21 Statuto, Art, C, Notre Dame, 1950
66 Stein, Bob, LB, Minnesota, 1973-74
50 Stephen, Scott, LB, ASU, 1992
25 Stephens, John, E, Marshall, 1938
50 Stephens, Larry, DT, Texas, 1962
34 Stephenson, Dave, G, West Virginia, 1950
4 Stevenson, Ralph, G, Oklahoma, 1940
23 Stewart, Michael, S, Fresno State, 1987-93
26 Stiger, Jim, RB, Washington, 1965-67
Stuart, Roy, G, Tulsa, 1942
65/60 Stokes, Fred, DE, Georgia So. 1987-88, 1993-95
78 Stokes, Tim, T, Oregon, 1974
21 Stradford, Troy, RB, Boston College, 1992
53 Strickland, Fred, LB, Purdue, 1988-92
39 Strode, Woody, E, UCLA, 1946
61 Strofolino, Mike, LB, Villanova, 1965
77 Strugar, George, DT, Washington, 1957-61
28 Studstill, Pat, WR/P, Houston, 1968-71
47 Stukes, Charlie, CB, Md. Eastern Shore, 1973-74
51 Styles, Lorenzo, LB, Ohio State, 1997
Sudic, Steve, RB, Illinois, 1946
37 Sully, Ivory, DB, Delaware, 1979-84
49 Sutton, Mickey, CB, Montana, 1986-88, 1990
76/51 Svare, Harland, LB, Washington State, 1953-54
52 Swain, Bill, LB, Oregon, 1963
66 Swinson, Corey, OL, Hampton, 1995
82 Sweet, Joe, WR, Tennessee State, 1972-73
10 Sweetan, Karl, QB, Wake Forest, 1969-70
- 72 Talbert, Diron, DT, Texas, 1967-70
61 Tarbox, Bruce, G, Syracuse, 1961
30 Tatup, Mosi, FB, USC, 1991
48 Taylor, Cecil, RB, Kansas State, 1955-57
62 Taylor, Tom, G, Georgia Tech, 1987
74 Teeuws, Len, T, Tulane, 1952-53
37 Terrell, Pat, S, Notre Dame, 1990-93
94 Thomas, Ben, DT, Auburn, 1991
35 Thomas, Bob, RB, Arizona State, 1971-72
46/35 Thomas, Clendon, RB, Oklahoma, 1958-61

33	Thomas, Jewel, RB, Arizona State, 1980-82	57	Whittingham, Carey, LB, Brigham Young, 1987
18/87	Thomas, J.T., WR, Arizona State, 1995-97	55	Whittingham, Fred, LB, Cal Poly SLO, 1964
73	Thomas, Kelly, T, USC, 1987	52	Whittingham, Kyle, LB, Brigham Young, 1987
27	Thomas, Pat, CB, Texas A&M, 1976-82	73	Wiegert, Zach, OL, Nebraska, 1995-97
21	Thomas, Rodney, CB, Brigham Young, 1991	60	Wilbur, John, G, Stanford, 1970
65	Thomason, Bob, QB, VMI, 1949	94	Wilcher, Mike, LB, North Carolina, 1983-90
32	Thompson, Anthony, RB, Indiana, 1992	14	Wilkins, Jeff, K, Youngstown State, 1997
28	Thompson, David, RB, Oklahoma State, 1997	78	Wilkins, Roy, LB, Georgia, 1958-59
32	Thompson, Ernie, FB, Indiana, 1991	70	Wilkinson, Jerry, DE, Oregon State, 1979
54/44	Thompson, Harry, G, UCLA, 1950-54	31	Williams, Alonzo, RB, Mesa (Colo.), 1987
26	Thorpe, Wilfred, G, Arkansas, 1941-42		
52	Thrift, Cliff, LB, E. Central Oklahoma, 1986	19	Williams, Billy, WR, Tennessee, 1995-96
42	Tiumalu, Casey, RB, Brigham Young, 1987		Williams, Charlie, WR, Prairie View, 1970
78	Toogood, Charley, DT/T, Nebraska, 1951-56	24	Williams, Clarence, DB, Washington St., 1965-72
32	Towler, Dan, RB, Wash. & Jefferson, 1950-55	66	Williams, Eric, LB, USC, 1982-83
87	Truax, Billy, TE, LSU, 1964-70	36	Williams, Frank, RB, Pepperdine, 1961-64
50	Tucker, Ryan, C/G, Texas Christian, 1997		Williams, Henry, DB, San Diego State, 1983
17	Tucker, Wendell, WR, South Carolina St., 1967-70	96	Williams, Jay, DE, Wake Forest, 1994-97
34	Tuckey, Richard, RB, Manhattan, 1938	62	Williams, Jeff, T, Rhode Island, 1977
	Tuasosopo, Navy, C, Utah State, 1987	33/22	Williams, Jerry, DB, Washington State, 1949-52
13	Turner, James, C, Oklahoma A&M, 1937		Williams, Joe, B, Ohio State, 1937
82	Turner, Vernon, WR, Carson-Newman, 1991-92	75	Williams, John, T, Minnesota, 1972-79
26	Tyler, Wendell, RB, UCLA, 1977-82	56	Williams, Mark, LB, Ohio State, 1996
32	Tyrrell, Tim, RB, Northern Illinois, 1986-88	28	Williams, Mike, DB, LSU, 1983
		46	Williams, Roger, DB, Grambling, 1971-72
	Underwood, Forest, T/G, Davis & Elkins, 1937	88	Williams, Sam, DE, Michigan State, 1959
20	Uzdavinis, Walter, E, Fordham, 1937	25	Williams, Travis, RB, Arizona State, 1971
		43	Williamson, Greg, CB, Fresno State, 1987
47	Valdez, Vernon, DB, U. of San Diego, 1960	36	Wilson, Ben, RB, USC, 1963-65
64	Valerio, Joe, G, Penn, 1996	21	Wilson, Gordon, T, Texas Mines, 1941
25/11	Van Brocklin, Norm, QB, Oregon, 1949-57	50	Wilson, Jack, RB, Baylor, 1946-47
51	Vann, Norwood, LB, East Carolina, 1984-87	77	Wilson, Jim, T, Georgia, 1968
70	Varrichione, Frank, T, Notre Dame, 1961-65	12	Wilson, John, E, Western Reserve, 1939-42
35	Vasicek, Vic, LB, Texas, 1950	77	Wilson, Karl, DE, Louisiana State, 1991
11	Villanueva, Danny, P/K, New Mexico St., 1960-64	37/24	Wilson, Tom, RB, No college, 1956-61
46	Von Sonn, Andy, LB, UCLA, 1964	38/78	Winkler, Jim, DT, Texas A&M, 1951-52
		25	Winkler, Joseph, C, Purdue, 1945
80	Waddy, Billy, WR, Colorado, 1977-81	47	Winston, Kelton, DB, Wiley, 1967-68
9	Wade, Bill, QB, Vanderbilt, 1954-60	78	Wojcik, Greg, DT, USC, 1971
19	Walker, Glen, P, USC, 1977	30	Wolfley, Ron, RB, West Virginia
38	Walker, Marquis, CB, S.E. Missouri, 1996-97	57	Woodlief, Doug, LB, Memphis State, 1965-69
20	Wallace, Jackie, DB, Arizona, 1977-79	91	Woods, Tony, DE, Pittsburgh, 1993
27	Waller, Ron, RB, Maryland, 1955-58	21	Worden, James, RB, Waynesberg, 1945
53	Wallerstedt, Brett, LB, Arizona State, 1997	89	Wright, Alexander, WR, Auburn, 1995-96
4	Walsh, Steve, QB, Miami (Fla.), 1996	99	Wright, Alvin, NT, Jacksonville State, 1986-92
89/83	Wardlow, Duane, DE, Washington, 1954-56	32	Wright, Toby, S, Nebraska, 1994-97
21	Warner, Curt, RB, Penn State, 1990		
37	Washington, James, S, UCLA, 1988-89	54	Yagiello, Ray, G, Catawba, 1948-49
13	Washington, Ken, RB/DB, UCLA, 1946-48	73	Yary, Ron, T, USC, 1982
7	Waterfield, Bob, QB/DB/K, UCLA, 1945-52	86	Young, Charle, TE, USC, 1977-79
41	Wattelet, Frank, S, Kansas, 1987	88	Young, Michael, WR, UCLA, 1985-88
54	Wendryhoski, Joe, C, Illinois, 1964-66	76	Young, Robert, DE, Mississippi State, 1991-95
36	West, Pat, RB, Pittsburgh/USC, 1945-48	45	Youngblood, George, DB, Cal State L.A., 1966
11/64	West, Stan, MG, Oklahoma, 1950-54	85	Youngblood, Jack, DE, Florida, 1971-84
21	West, Walter, RB, Pittsburgh, 1944	53	Youngblood, Jim, LB, Tennessee Tech, 1973-84
57	Westbrooks, Greg, LB, Colorado, 1979-80	13/35	Younger, Paul, RB/LB, Grambling, 1949-57
94	White, Alberto, DE, Texas Southern, 1995-96		
33	White, Charles, RB, USC, 1985-88	41	Zeman, Ed, S, Fort Lewis, 1987
67	White, Dwayne, G, Alcorn State, 1995-96	10	Zendejas, Tony, K, Nevada-Reno, 1991-93
44	White, Lee, RB, Weber State, 1971	90	Zgonina, Jeff, DT, Purdue, 1997
55	White, Leon, LB, BYU, 1992-93	42/56	Zilly, Jack, TE/DE, Notre Dame, 1947-51
44	White, Russell, (RB), California, 1993	16	Zirinsky, Walter, RB, Lafayette, 1945
44	Whitmyer, Nat, DB, Washington, 1963	26/20	Zoll, Richard, G, Indiana, 1937-38
44	Whittenton, Jesse, DB, Texas Western, 1956-57	23	Zontini, Louis, B, Notre Dame, 1944

ALL-TIME HONORS



JOE F. CARR TROPHY

(Official NFL Most Valuable Player)

- 1939 Parker Hall, QB/HB
- 1945 Bob Waterfield, QB

WASHINGTON D.C. TOUCHDOWN CLUB

(NFL Player of the Year)

- 1950 Bob Waterfield, QB
- 1954 Norm Van Brocklin, QB
- 1967 George Allen
- 1973 Chuck Knox
- 1978 Pat Haden, QB
- 1984 Eric Dickerson, RB

BERT BELL TROPHY

(NFL Most Valuable Player presented by Philadelphia Maxwell Club)

- 1969 Roman Gabriel, QB
- 1974 Merlin Olsen, DT

NFL COACH OF THE YEAR

- 1945 Adam Walsh (NYN)
- 1952 Hamp Pool (NYN)
- 1967 George Allen (AP, UPI, SN)
- 1973 Chuck Knox (AP, PFWA)

NFC COACH OF THE YEAR

- 1973 Chuck Knox (UPI, PFW, KCC, FN)
- 1983 John Robinson (UPI, FN)

NFL PLAYER OF THE YEAR

- 1969 Roman Gabriel, QB (AP, UPI, TSN, NEA)

NFC PLAYER OF THE YEAR

- 1973 John Hadl, QB (UPI, TSN)
- 1984 Eric Dickerson, RB (NFLPA)

NFL OFFENSIVE PLAYER OF THE YEAR

- 1969 Roman Gabriel, QB (PFW, KCC)
- 1986 Eric Dickerson, RB (AP)

NFL ROOKIE OF THE YEAR

- 1971 Isiah Robertson, LB (PFW)
- 1983 Eric Dickerson, RB
(NEA, PFWA, CPFN, FN, PFW)
- 1993 Jerome Bettis, RB (TSN, UPI)

NFL OFFENSIVE ROOKIE OF THE YEAR

- 1983 Eric Dickerson, RB (AP, PFW)
- 1993 Jerome Bettis, RB (AP, PFW)

NFL RUNNING BACK OF THE YEAR

- 1983 Eric Dickerson (FD, NFL Alumni)
- 1984 Eric Dickerson (NFL Alumni)
- 1986 Eric Dickerson (NFL Alumni)

NFL WIDE RECEIVER OF THE YEAR

- 1989 Henry Ellard (NFL Alumni)

NFL OFFENSIVE LINEMAN OF THE YEAR

- 1969 Bob Brown, T (NFLPA)

NFL DEFENSIVE PLAYER OF THE YEAR

- 1967 David Jones, DE (NEA)
- 1968 David Jones, DE (NEA)
- 1975 Jack Youngblood, DE (UPI)

NFL DEFENSIVE LINEMAN OF THE YEAR

- 1967 David Jones, DE (NFLPA)
- 1968 David Jones, DE (NFLPA)

- 1975 Jack Youngblood, DE (PFW)

NFL DEFENSIVE BACK OF THE YEAR

- 1976 Monte Jackson, CB (FD)
- 1980 Nolan Cromwell, FS (FD)
- 1981 Nolan Cromwell, FS (FD)
- 1983 Nolan Cromwell, SS (FD)

NFL KICK RETURNER OF THE YEAR

- 1984 Henry Ellard (NFL Alumni)
- 1985 Ron Brown (NFL Alumni)

NFC OFFENSIVE PLAYER OF THE YEAR

- 1973 John Hadl, QB (KCC)
- 1983 Eric Dickerson, RB (UPI)
- 1984 Eric Dickerson, RB (UPI, KCC)
- 1986 Eric Dickerson, RB (UPI)

NFC ROOKIE OF THE YEAR

- 1983 Eric Dickerson, RB (UPI)
- 1993 Jerome Bettis, RB (UPI)

NFC OFFENSIVE LINEMAN OF THE YEAR

- 1970 Bob Brown, T (NFLPA)
- 1979 Doug France, T (NFLPA)
- 1983 Jackie Slater, T (NFLPA)
- 1986 Jackie Slater, T (NFLPA)
- 1987 Jackie Slater, T (NFLPA)
- 1989 Jackie Slater, T (NFLPA)

NFC DEFENSIVE PLAYER OF THE YEAR

- 1975 Jack Youngblood, DE (KCC)
- 1976 Jack Youngblood, DE (KCC)
- 1980 Nolan Cromwell, FS (KCC)

NFC DEFENSIVE LINEMAN OF THE YEAR

- 1973 Merlin Olsen, DT (NFLPA)

NFC LINEBACKER OF THE YEAR

- 1974 Isiah Robertson (NFLPA)
- 1975 Isiah Robertson (NFLPA)
- 1977 Isiah Robertson (NFLPA)

NFC DEFENSIVE BACK OF THE YEAR

- 1989 Jerry Gray, CB (NFLPA)

WHIZZER WHITE AWARD

(NFL Man of the Year)

- 1970 Kermit Alexander, CB

GOLDEN TOE AWARD

- 1973 David Ray, K
- 1978 Frank Corral, K

ED BLOCK COURAGE AWARD

(nominee from each NFL team for courage in battling adversity)

- 1984 Jack Youngblood, DE
- 1985 Mike Guman, RB
- 1986 Doug Smith, C
- 1987 Charles White, RB
- 1988 Vince Newsome, S
- 1989 Mark Jerue, LB
- 1990 Jerry Gray, CB
- 1991 Michael Stewart, S
- 1992 Jackie Slater, T
- 1993 David Lang, RB
- 1994 Roman Phifer, LB
- 1995 Ron Wolfley, RB

1996 Alexander Wright, WR
1997 Mark Rypien, QB

DANIEL F. REEVES MEMORIAL AWARD

(Rams' Most Valuable Player)

1969 Roman Gabriel, QB
1970 Merlin Olsen, DT
1971 Marlin McKeever, LB
1972 Merlin Olsen, DT
1973 John Hadl, QB
1974 Lawrence McCutcheon, RB
1975 Jack Youngblood, DE
1976 Jack Youngblood, DE
1977 Lawrence McCutcheon, RB
1978 Jim Youngblood, LB
1979 Jack Youngblood, DE
1980 Vince Ferragamo, QB
1981 Nolan Cromwell, FS
1982 Vince Ferragamo, QB
1983 Eric Dickerson, RB
1984 Eric Dickerson, RB
1985 LeRoy Irvin, CB
1986 Eric Dickerson, RB
1987 Charles White, RB
1988 Henry Ellard, WR
1989 Jim Everett, QB
1990 Buford McGee, RB
1991 Robert Delpino, RB
1992 Jackie Slater, T
1993 Jerome Bettis, RB
1994 Shane Conlan, LB
1995 Isaac Bruce, WR
1996 Isaac Bruce, WR
1997 Amp Lee, RB

CARROLL ROSENBLUM MEMORIAL AWARD

(Rams' Rookie of the Year)

1979 Kent Hill, T
1980 Johnnie Johnson, SS
1981 Jairo Penaranda, RB
1982 Barry Redden, RB
1983 Eric Dickerson, RB
1984 Ron Brown, WR
1985 Dale Hatcher, P
1986 Jim Everett, QB
1987 Clifford Hicks, CB
1988 Robert Delpino, RB
1989 Darryl Henley, CB
1990 Bern Brostek, C
1991 Todd Lyght, CB
1992 Sean Gilbert, DT
1993 Jerome Bettis, RB
1994 Isaac Bruce, WR
1995 Kevin Carter, DE
1996 Eddie Kennison, WR
1997 David Thompson, RB

CARL EKERN MEMORIAL AWARD

(Spirit of the Game Award - Rams' player who best exemplifies sportsmanship, ethic and commitment to his teammates)

1991 Buford McGee, FB
1992 Darryl Henley, CB
1993 Tim Lester, FB
1994 Jackie Slater, T
1995 D'Marco Farr, DT
1996 Harold Green, RB
1997 Mike Jones, LB

NFL ALL-DECADE TEAMS

(Chosen by Hall of Fame Selection Committee)

1940's Jim Benton, E

Bob Waterfield, QB
1950's Tom Fears, E
Elroy Hirsch, HB/E
Norm Van Brocklin, QB/P
Dick Lane, DB
1960's David Jones, DE
Merlin Olsen, DT
Eddie Meador, DB
1970's Jack Youngblood, DE (First Team)
Merlin Olsen, DT (Second Team)
1980's Eric Dickerson, RB (First Team)
Nolan Cromwell, S (Second Team)

NFL ALL-PRO

1937 Johnny Drake, FB (Second Team, UPI, NYN)
Ted Livingston, T (Honorable Mention, NFL)
Cookie Miller, G (Honorable Mention, NFL)
Chuck Cherundolo, C (Honorable Mention, NFL)
1938 Johnny Drake, FB (Second Team, NFL, NYDM)
Jim Benton, E (Honorable Mention, NFL, PFWA)
Chuck Cherundolo, C (Honorable Mention, NFL, PFWA)
1939 Parker Hall, QB (First Team, UPI, INS, NYN),
HB (First Team, PFWA)
Johnny Drake, HB (Second Team, NFL, UPI,
PFWA, NYN)
Jim Benton, E (Second Team, NFL)
Chet Adams, T (Honorable Mention, NFL)
Bill Conkwright, C (Honorable Mention, PFWA)
Vic Spadacinni, QB (Honorable Mention, NFL, PFWA)
1940 Johnny Drake, FB (First Team, NFL, AP, UPI, NYN)
Parker Hall, QB (Second Team, UPI)
Berney McGarry, G (Honorable Mention, AP)
Chet Adams, T (Second Team, INS, NYN)
1941 Riley Matheson, G (First Team, AP)
Chet Adams, T (Honorable Mention, AP, UPI)
Parker Hall, HB (Honorable Mention, AP)
Johnny Drake, FB (Honorable Mention, NFL)
1942 Riley Matheson, G (First Team, AP)
Chet Adams, T (Second Team, NFL, AP)
John Hightower, E (Honorable Mention, NFL)
Dante Magnani, HB (Second Team, NFL)
1944 Riley Matheson, G (First Team, AP, UPI, NYN)
Jim Benton, E (Second Team, UPI, NYN)
Steve Pritko, E (Honorable Mention, AP)
1945 Bob Waterfield, QB (First Team, AP, UPI-HB, NYN)
Riley Matheson, G (First Team, AP, UPI, NYN)
Jim Benton, E (First Team, AP, NYN)
Eberle Schultz, T (First Team, INS)
Jim Gillette, HB (First Team, INS)
Mike Scarry, C (Second Team, UPI)
Fred Gehrtke, HB (Second Team, UPI, INS)
1946 Jim Benton, E (First Team, AP, UPI, NYN, WP)
Riley Matheson, G (First Team, AP, UPI, NYN, WP)
Bob Waterfield, QB (First Team, AP, UPI, WP)
Gil Bouley, T (Second Team, WP)
1947 Dick Huffman, T (First Team, AP)
Riley Matheson, G (First Team, AP, NYN)
Jim Benton, E (Honorable Mention, UPI)
Roger Eason, G (Honorable Mention, UPI)
Bob Waterfield, QB (Honorable Mention, AP)
Gil Bouley, T (First Team, HA)
1948 Dick Huffman, T (First Team, AP, TSN, UPI, NYN)
Fred Naumetz, C (First Team, INS)
Tom Fears, E (Second Team, UPI, NYN)
Milan Lazetich, MG (First Team, HA)
Gil Bouley, T (First Team, HA)
1949 Tom Fears, E (First Team, UPI, NYN, CO)
Dick Huffman, T (First Team, AP, UPI, NYN,
INS-DT, CO-DT)
Fred Naumetz, C (First Team, AP, UPI, NYN)
Bob Waterfield, QB (First Team, AP, UPI, CO)
Milan Lazetich, G (First Team, INS)

Each year, the Rams honor four players with special awards. The players and coaches combine to vote on two of the awards, the Daniel F. Reeves Memorial Award and the Carroll Rosenbloom Memorial Award, while the players vote on the Carl Ekern Spirit of the Game Award and the Ed Block Courage Award. A description of each award:

Daniel F. Reeves Memorial Award

Given to the team's Most Valuable Player. The award was established in 1969 in honor of the former owner of the Rams, Dan Reeves, who was inducted into the Pro Football Hall of Fame in 1967. Reeves owned the Rams from 1941-71 and claimed World Championships in 1945 and 1951. He was the first to integrate football in the modern era with the signing of Woody Strode and Kenny Washington in 1946.

Carroll Rosenbloom Memorial Award

Given to the team's Rookie of the Year. The award was established following the unexpected death of former owner Carroll Rosenbloom in 1979. Rosenbloom became the owner of the Rams when orchestrated an unprecedented franchise trade in 1972. Rosenbloom traded the Baltimore Colts to Robert Irsay for the Rams. The Rams won an NFL record seven consecutive NFC West titles from 1973-79 under Rosenbloom's leadership.

Carl Ekern Spirit of the Game Award

Established in 1990, the award is given to the player who best exemplifies sportsmanship, ethic, and commitment to his teammates. Those traits were displayed by former Rams linebacker Carl Ekern, killed in an automobile accident in 1990. Ekern was a starter for the Rams from 1982-88 and was invited to the Pro Bowl in 1986.

Ed Block Courage Award

Ed Block was the head trainer for the Baltimore Colts for 23 years. When the Ed Block Courage Award was founded in 1978, it honored a Colts player for showing courage on and off the field. In 1984, it became a league-wide award honoring one member from each NFL team. Proceeds from the award and the Ed Block Foundation go to support and provide housing for abused children.

	Dick Hoerner, FB (First Team, CO)		Norm Van Brocklin, QB (Second Team, UPI)
	Jack Martin, C (Honorable Mention, UPI)		Andy Robustelli, DE (Second Team, NYN)
1950	Tom Fears, E (First Team, AP, UPI, NYN)		Tank Younger, FB (Second Team, UPI)
	Dick Huffman, T (First Team, NYN-OT)		Dick Lane, DB (Honorable Mention, AP)
	Dick Reinhard, T (First Team, NYN-DT)		Leon McLaughlin, C (Honorable Mention, UPI)
	Fred Naumetz, C (Second Team, NYN)		Bob Waterfield, QB (Honorable Mention, UPI)
	Bob Waterfield, QB (Second Team, AP)		Dick Daugherty, MB (Honorable Mention, UPI)
	Dick Hoerner, FB (Second Team, AP, NYN)		Don Paul, LB (Honorable Mention, AP, UPI)
	Larry Brink, DE (Honorable Mention, AP)	1953	Elroy Hirsch, E (First Team, AP)
	Milan Lazetich, G (Honorable Mention, AP)		Dan Towler, HB (First Team, UPI)
	Norm Van Brocklin, QB (Honorable Mention, AP, UPI)		Andy Robustelli, DE (First Team, AP)
	Glen Davis, HB (Honorable Mention, AP, UPI)		Don Paul, LB (First Team, AP)
	Paul Berry, HB (Honorable Mention, AP)		Bud McFaddin, G (Second Team, UPI)
1951	Larry Brink, DE (First Team, AP, NYN)		Larry Brink, DE (Second Team, NYN)
	Elroy Hirsch, E (First Team, AP, UPI, NYN)		Woodley Lewis, DB (Second Team, UPI)
	Dan Towler, FB (First Team, UPI, NYN)		Tom Dahms, T (Honorable Mention, AP, UPI)
	Stan West, MG (First Team, NYN)		John Hock, G (Honorable Mention, AP)
	Tank Younger, LB (First Team, AP)		Norm Van Brocklin, QB (Honorable Mention, AP)
	Tom Fears, E (Second Team, NYN)		Skeets Quinlan, HB (Honorable Mention, AP, UPI)
	Woodley Lewis, DB (Second Team, UPI)		Charlie Toogood, DT (Honorable Mention, AP)
	Bob Waterfield, QB (Second Team, UPI, NYN)		Stan West, MG (Honorable Mention, AP, UPI)
1952	Dan Towler, HB (First Team, AP, UPI)		Dick Lane, DB (Honorable Mention, UPI)
	Larry Brink, DE (First Team, UPI)	1954	Bob Boyd, E (First Team, AP, NYN)
	Stan West, MG (First Team, AP, UPI, NYN)		Duane Putnam, G (Second Team, AP)
	Herb Rich, DB (First Team, AP, NYN)		Norm Van Brocklin, QB (Second Team, TSN, NYN)
	Elroy Hirsch, E (Second Team, UPI, NYN)		Tank Younger, FB (Second Team, AP, UPI)

	Dan Towler, HB (Second Team, AP)		Tom Mack, G (Second Team, FN)
	Andy Robustelli, DE (Second Team, AP, UPI, NYN)		Dick Bass, FB (Second Team, AP, UPI, NYN)
	Don Paul, LB (Second Team, AP)		Irv Cross, CB (Honorable Mention, UPI)
	Leon McLaughlin (Honorable Mention, AP)		Ed Meador, S (Honorable Mention, UPI)
	Skeets Quinlan, HB (Honorable Mention, UPI)	1967	Charlie Cowan, T (First Team, FN)
	Les Richter, LB (Honorable Mention, UPI)		David Jones, DE (First Team, AP, UPI, NEA, PFWA, NYN, FN)
1955	Duane Putnam, G (First Team, AP, NEA, TSN, NYN)		Merlin Olsen, DT (First Team, AP, UPI, NEA, PFWA, NYN, FN)
	Norm Van Brocklin, QB (First Team, TSN)		Maxie Baughan, LB (First Team, UPI, NYN, FN)
	Ron Waller, HB (First Team, UPI)		Ed Meador, S (First Team, UPI, NEA, PFWA, FN)
	Andy Robustelli, DE (First Team, AP, TSN, NYN)		Tom Mack, G (Second Team, FN)
	Les Richter, LB (First Team, NYN)		Roman Gabriel, QB (Second Team, FN)
	Will Sherman, DB (First Team, AP, UPI, NEA, TSN, NYN)		Les Josephson, RB (Second Team, FN)
	Bud McFaddin, DT (Second Team, NEA)		Roger Brown, DT (Second Team, FN)
	Tom Fears, E (Honorable Mention, AP)		Joe Scibelli, G (Honorable Mention, UPI)
	Charlie Toogood, T (Honorable Mention, AP)		Irv Cross, CB (Honorable Mention, UPI)
	Bob Cross, T (Honorable Mention, AP)		Bernie Casey, FL (Honorable Mention, UPI)
	Leon McLaughlin, C (Honorable Mention)		Billy Truax, TE (Honorable Mention, UPI)
	Tank Younger, FB (Honorable Mention, AP)	1968	David Jones, DE (First Team, PFW, PFWA)
	Tom McCormack, HB (Honorable Mention, AP)		Merlin Olsen, DT (First Team, PFW, PFWA)
1956	Duane Putnam, G (First Team, NEA, NYN)		Ed Meador, S (First Team, AP)
	Les Richter, MLB (First Team, AP, NYN)		Charlie Cowan, T (Second Team, AP, NYN)
	Elroy Hirsch, E (Second Team, NYN)		Tom Mack, G (Second Team, UPI, NEA)
	Ron Waller, HB (Second Team, NEA)		Roman Gabriel, QB (Second Team, NYN)
	Bud McFaddin, DT (Second Team, NEA, NYN)		Maxie Baughan, LB (Second Team, AP, NYN)
	Will Sherman, DB (Second Team, NEA)	1969	Bob Brown, T (First Team, HOF, PFW, PFWA, NEA, AP, UPI, FN, NYN)
1957	Duane Putnam, G (First Team, AP, UPI, NEA, NYN)		Charlie Cowan, T (First Team, SI)
	Tom Wilson, HB (Second Team, AP, UPI, NYN)		Tom Mack, G (First Team, HOF, UPI, NEA)
	Les Richter, MLB (Second Team, AP, UPI)		Roman Gabriel, QB (First Team, HOF, AP, UPI, PFW, NYN, SI)
	Dick Daugherty, LB (Second Team, NYN)		David Jones, DE (First Team, HOF, PFW, PFWA, NEA, AP, UPI, FN, SI, NYN)
1958	Del Shofner, E (First Team, AP, UPI, NEA, NYN)		Merlin Olsen, DT (First Team, HOF, PFW, PFWA, NEA, AP, UPI, FN, SI, NYN)
	Duane Putnam, G (First Team, AP, UPI, NEA, NYN)		Ed Meador, S (First Team, AP, UPI, PFW)
	Jon Arnett, HB (First Team, AP, UPI, NEA, NYN)		Ken Iman, C (Second Team, NYN)
	Les Richter, MLB (Second Team, AP, UPI, NEA, NYN)		Maxie Baughan, LB (Second Team, AP, PFW)
	Will Sherman, DB (Second Team, AP, UPI, NEA, NYN)	1970	Bruce Gossett, K (Second Team, PFW)
1959	Del Shofner, E (First Team, AP, UPI, NEA, NYN)		Bob Brown, T (First Team, AP, PFWA, NEA, PFW)
	Duane Putnam, G (First Team, NEA)		Tom Mack, G (First Team, FN)
	Ollie Matson, FB (Second Team, UPI)		David Jones, DE (First Team, FN, PFW, NYP)
	Lou Michaels, DE/K (Second Team, AP)		Merlin Olsen, DT (First Team, AP, PFWA, NEA, PFW)
	Jon Arnett, HB (Honorable Mention, UPI)		Charlie Cowan, T (Honorable Mention, UPI)
1960	Jim Phillips, E (Second Team, AP, UPI)		Ed Meador, S (Honorable Mention, UPI)
	Art Hunter, C (Second Team, AP, UPI, NEA)	1971	Tom Mack, G (First Team, NEA)
	Gene Brito, DE (Second Team, UPI)		Isiah Robertson, LB (First Team, NYP)
	Les Richter, MLB (Second Team, AP)		Coy Bacon, DE (Second Team, NEA)
	Ed Meador, CB (Second Team, AP)		Merlin Olsen, DT (Second Team, UPI)
	John LoVatere, DT (Honorable Mention, UPI)	1972	Tom Mack, G (First Team, NYP)
	Jack Pardee, LB (Honorable Mention, UPI)		Coy Bacon, DE (First Team, FN)
1961	Jim Phillips, E (First Team, AP, UPI, NYN)		Isiah Robertson, LB (Second Team, FN)
	Jon Arnett, HB (Second Team, UPI, NYN)		Dave Chapple, P (Second Team, PFWA)
1962	Dick Bass, FB (First Team, UPI, FN)	1973	Harold Jackson, WR (First Team, AP, PFWA, NEA, FN, NYP, PFW)
	Marlin McKeever, LB (Honorable Mention, UPI)		Joe Scibelli, G (First Team, NEA)
	Ed Meador, CB (Honorable Mention, UPI, NEA)		Tom Mack, G (First Team, PFW)
1963	Merlin Olsen, DT (First Team, FN)		John Hadl, QB (First Team, AP, PFWA, FN, PFW)
	Jack Pardee, LB (First Team, AP)		Jack Youngblood, DE (First Team, NYP)
	Rosey Grier, DT (Second Team, NEA)		Isiah Robertson, LB (First Team, AP, PFWA, FN, NYP)
	Ed Meador, CB/S (Second Team, NEA)		Charlie Cowan, T (Second Team, AP, PFWA)
	Dick Bass, FB (Honorable Mention, AP)		Lawrence McCutcheon, RB (Second Team, NEA, FN)
	Frank Verrichione, T (Honorable Mention, AP)		Fred Dyer, DE (Second Team, PFW)
1964	Merlin Olsen, DT (First Team, NEA, FN)		Merlin Olsen, DT (Second Team, AP, FN)
	David Jones, DE (Second Team, AP, UPI, NEA, NYN)	1974	Tom Mack, G (First Team, PFWA, FN, PFW)
	Marlin McKeever, TE (Honorable Mention, UPI)		Lawrence McCutcheon, RB (First Team, NEA, FN, NYP)
	Frank Verrichione, T (Honorable Mention, UPI)		Jack Youngblood, DE (First Team, AP, PFWA)
1965	David Jones, DE (First Team, AP, UPI, NEA, NYN, FN)		
	Merlin Olsen, DT (First Team, FN)		
	Tommy McDonald, FL (Honorable Mention, UPI)		
	Rosey Grier, DT (Honorable Mention, UPI)		
	Dan Currie, LB (Honorable Mention, UPI)		
	Ed Meador, S (Honorable Mention, UPI)		
1966	David Jones, DE (First Team, AP, UPI, NEA, PFWA, NYN, FN)		
	Merlin Olsen, DT (First Team, AP, UPI, NEA, PFWA, NYN, FN)		
	Maxie Baughan, LB (First Team, NEA)		

- Fred Dwyer, DE (First Team, NEA)
 Isiah Robertson, LB (First Team, FN)
 Dave Elmendorf, SS (First Team, NYP)
 Merlin Olsen, DT (Second Team, AP)
 Larry Brooks, DT (Second Team, NEA)
- 1975**
 Tom Mack, G (First Team, FN)
 Jack Youngblood, DE (First Team, FN)
 Isiah Robertson, LB (First Team, NEA, PFW)
 Merlin Olsen, DT (Second Team, FN)
 Dave Elmendorf, SS (Second Team, AP, NEA)
 Tom Dempsey, K (Second Team, FN)
- 1976**
 Jack Youngblood, DE (First Team, AP, PFWA, NEA, FN, PFW, NYP)
 Monte Jackson, CB (First Team, AP, PFWA, NEA, FN, PFW, NYN, NYP)
 Ron Jessie, WR (Honorable Mention, UPI)
- 1977**
 Larry Brooks, DT (First Team, PFWA, NYP)
 Monte Jackson, CB (First Team, PFWA)
 Jack Youngblood, DE (First Team, NYN)
 Isiah Robertson, LB (First Team, CFPN)
 Harold Jackson, WR (Second Team, NEA)
- 1978**
 Dennis Harrah, G (First Team, CFPN)
 Jack Youngblood, DE (First Team, AP, PFWA, NEA, CFPN, PFW, NYN)
 Jim Youngblood, LB (First Team, NYP, NYN)
 Pat Thomas, CB (First Team, NYP, NYN)
 Frank Corral, K (First Team, PFWA, NEA, CFPN, PFW)
 Doug France, T (Second Team, AP, NEA)
 Larry Brooks, T (Second Team, AP, NEA)
- 1979**
 Jack Youngblood, DE (First Team, AP, PFWA, NEA, PFW, NYN)
 Larry Brooks, DT (First Team, AP)
 Jim Youngblood, LB (Second Team, AP)
- 1980**
 Kent Hill, G (First Team, PFW)
 Rich Saul, C (First Team, SI)
 Pat Thomas, CB (First Team, AP, SI)
 Nolan Cromwell, FS (First Team, AP, PFWA, NEA, TSN, FD, PFW, SI, CFPN, NYN)
 Jack Youngblood, DE (Second Team, NEA, TSN)
- 1981**
 Nolan Cromwell, FS (First Team, AP, PFWA, NEA, TSN, PFW, SI, NYN)
 LeRoy Irvin, PR (First Team, AP, PFWA, TSN, PFW)
 Rod Perry, CB (First Team, NYN)
 Rich Saul, C (Second Team, NEA)
- 1982**
 Nolan Cromwell, FS (First Team, AP, PFWA, FD)
 LeRoy Irvin, PR (First Team, PFWA)
- 1983**
 Jackie Slater, T (First Team, NFL Films)
 Kent Hill, G (First Team, TSN)
 Eric Dickerson, RB (First Team, AP, PFWA, NEA, TSN, PFW, CFPN, FD, SI, NFL Films)
 Nolan Cromwell, SS (First Team, FD)
 Johnnie Johnson, FS (First Team, NEA)
- 1984**
 Bill Bain, T (First Team, NFL Films, PFW)
 Eric Dickerson, RB (First Team, AP, PFWA, NEA, TSN, PFW, CFPN, FD, SI, NFL Films)
 Jim Collins, LB (First Team, SI, PFW)
 Henry Ellard, WR (First Team, AP, TSN, FD)
 Kent Hill, G (Second Team, CFPN)
 Gary Green, CB (Second Team, NEA)
- 1985**
 Jim Collins, LB (First Team, TSN)
 LeRoy Irvin, CB (First Team, USA Today)
 Vince Newsome, Nickel Back (First Team, SI)
 Dale Hatcher, P (First Team, AP, TSN, FD, USA Today, SI)
 Ron Brown, KR (First Team, AP, TSN, FD)
 Henry Ellard, WR (First Team, TSN)
 Gary Green, CB (Second Team, FD)
 Kent Hill, G (Second Team, AP, FD)
 Eric Dickerson, G (Honorable Mention, AP)
- 1986**
 Jackie Slater, T (First Team, SI)
 Dennis Harrah, G (First Team, AP, PFWA, TSN, FD, NFL Films, PFW, CFPN)
- Eric Dickerson, RB (First Team, AP, PFWA, NEA, TSN, FD, USA Today, SI, NFL Films, PFW, CFPW)
 LeRoy Irvin, CB (First Team, AP, PFWA, TSN, FD, NFL Films)
 Jerry Gray, CB (Second Team, AP)
 Nolan Cromwell, FS (Honorable Mention, AP)
 Mel Owens, LB (Honorable Mention, AP)
 Doug Smith, C (Honorable Mention, AP)
- 1987**
 Jackie Slater, T (First Team, NEA)
 Tom Newberry, G (First Team, USA Today, SI)
 Charles White, RB (First Team, AP, PFWA, TSN, CFPN, FD, NFL Films, PFW)
 Ron Brown, KR (First Team, CFPN)
 Dale Hatcher, P (Second Team, CFPN)
 Jerry Gray, CB (Second Team, NEA)
- 1988**
 Henry Ellard, WR (First Team, AP, PFWA, NEA, TSN, CFPN, SI, NFL Films, PFW)
 Jackie Slater, T (First Team, NFL Films, PFW)
 Irv Pankey, T (First Team, NEA)
 Tom Newberry, G (First Team, AP, PFWA, TSN, CFPN, USA Today, NFL Films, PFW)
 LeRoy Irvin, CB (First Team, SI)
 Jim Everett, QB (Second Team, CFPN)
 Jerry Gray, CB (Second Team, NEA)
 Doug Smith, C (Honorable Mention, PFW)
- 1989**
 Jackie Slater, T (First Team, NEA, CFPN, FD)
 Tom Newberry, G (First Team, AP, PFWA, TSN, USA, PFW)
 Kevin Greene, LB (First Team, NEA, TSN, USA Today)
 Jerry Gray, CB (First Team, PFWA, CFPN)
 Mike Lansford, K (First Team, TSN)
 Jim Everett, QB (Second Team, NEA, CFPN)
- 1990**
 Henry Ellard, WR (Honorable Mention, AP)
 Jackie Slater, T (Honorable Mention, AP)
 Tom Newberry, G (Honorable Mention, AP)
 Doug Smith, C (Honorable Mention, AP)
 Alvin Wright, NT (Honorable Mention, AP)
 Kevin Greene, LB (Honorable Mention, AP)
- 1991**
 Robert Delpino, Receiver-Back (First Team, SI)
- 1992**
 Kevin Greene, LB (First Team, SI)
 Jackie Slater, T (Honorable Mention, AP)
- 1993**
 Jerome Bettis, RB (First Team, AP, PFWA, CFPN)
 Sean Gilbert, DT (First Team, CFPN)
- 1994**
 Sean Landeta, P (Honorable Mention, AP)
- 1995**
 Isaac Bruce, WR (First Team, SI)
 Sean Landeta, P (First Team, USA Today)
- 1996**
 D'Marco Farr, DT (SI)
 Eddie Kennison, PR (Second Team, CFPN, FD)
- ALL-NFC**
- 1970**
 Bob Brown, T (First Team, AP, UPI< PFW)
 Tom Mack, G (First Team, UPI, TSN, PFW)
 David Jones, DE (First Team, UPI, TSN, PFW)
 Merlin Olsen, DT (First Team, AP, UPI, TSN, PFW)
 Ed Meador, S (Honorable Mention, UPI)
 Charlie Cowan, T (Honorable Mention, UPI)
- 1971**
 Charlie Cowan, T (First Team, TSN)
 Tom Mack, G (First Team, AP, UPI)
 Isiah Robertson, LB (First Team, TSN)
 Willie Ellison, RB (Second Team, UPI)
 Merlin Olsen, DT (Second Team, UPI)
 Lance Rentzel, WR (Honorable Mention, UPI)
 David Jones, DE (Honorable Mention, UPI)
 Gene Howard, CB (Honorable Mention, UPI)
 Dave Elmendorf, S (Honorable Mention, UPI)
- 1972**
 Tom Mack, G (First Team, AP, UPI, TSN)
 Dave Chapple, P (First Team, TSN)
 Merlin Olsen, DT (Second Team, UPI)
 Isiah Robertson, LB (Second Team, UPI)
 Dave Elmendorf, S (Second Team, UPI)
 Coy Bacon, DE (Honorable Mention, UPI)
 Jack Snow, WR (Honorable Mention, UPI)
- 1973**
 Harold Jackson, WR (First Team, AP, UPI, TSN, PFW)

- John Hadl, QB (First Team, AP, UPI, TSN, PFW)
Tom Mack, G (First Team, AP, UPI, TSN, PFW)
Merlin Olsen, DT (First Team, AP, UPI, TSN, PFW)
Isiah Robertson, LB (First Team, AP)
Charles Cowan, T (Second Team, UPI, PFW)
Joe Scibelli, G (Second Team, UPI)
Lawrence McCutcheon, RB (Second Team, UPI, PFW)
Jack Youngblood, DE (Second Team, UPI, PFW)
Fred Dryer, DE (Second Team, PFW)
Jack Reynolds, LB (Honorable Mention, UPI)
Dave Elmendorf, S (Honorable Mention, UPI)
- 1974**
Tom Mack, G (First Team, AP, UPI, TSN, PFW)
Lawrence McCutcheon, RB (First Team, AP, UPI, TSN, PFW)
Jack Youngblood, DE (First Team, AP, UPI, TSN, PFW, NYN)
Larry Brooks, DT (First Team, PFW)
Fred Dryer, DE (Second Team, UPI)
Merlin Olsen, DT (Second Team, UPI)
Isiah Robertson, LB (Second Team, UPI)
Ken Inman, C (Honorable Mention, UPI)
- 1975**
Tom Mack, G (First Team, AP, UPI, TSN, NYN)
Jack Youngblood, DE (First Team, AP, UPI, TSN, PFW, NYN)
Fred Dryer, DE (First Team, PFW)
Isiah Robertson, LB (First Team, AP, UPI, PFW)
Dave Elmendorf, SS (First Team, AP, NYN)
Lawrence McCutcheon, RB (Second Team, UPI)
Merlin Olsen, DT (Second Team, UPI)
Harold Jackson, WR (Honorable Mention, UPI)
Charlie Cowan, T (Honorable Mention, UPI)
Joe Scibelli, G (Honorable Mention, UPI)
Jack Reynolds, LB (Honorable Mention, UPI)
- 1976**
Jack Youngblood, DE (First Team, AP, UPI, TSN, PFW, NYN)
Isiah Robertson, LB (First Team, AP, UPI, TSN, PFW)
Monte Jackson, CB (First Team, AP, UPI, TSN, PFW, NYN)
Cullen Bryant, KR (First Team, PFW)
Harold Jackson, WR (Second Team, UPI)
Tom Mack, G (Second Team, UPI)
Lawrence McCutcheon, RB (Second Team, UPI)
Larry Brooks, DT (Second Team, UPI)
Dave Elmendorf, SS (Second Team, UPI)
Ron Jessie, WR (Honorable Mention, UPI)
Harold Jackson, WR (First Team, UPI, TSN, NYN)
- 1977**
Tom Mack, G (First Team, UPI, TSN, PFW)
Lawrence McCutcheon, RB (First Team, UPI)
Larry Brooks, DT (First Team, TSN, NYN)
Isiah Robertson, LB (First Team, UPI, TSN, PFW)
Monte Jackson, CB (First Team, UPI, TSN, PFW, NYN)
Bill Simpson, FS (First Team, TSN)
Pat Haden, QB (Second Team, UPI)
Pat Thomas, CB (Honorable Mention, UPI)
Rich Saul, C (Honorable Mention, UPI)
- 1978**
Doug France, T (First Team, TSN, PFW)
Dennis Harrah, G (First Team, UPI, PFW)
Tom Mack, G (First Team, TSN)
Jack Youngblood, DE (First Team, UPI, TSN, PFW, NYN)
Larry Brooks, DT (First Team, UPI, TSN, PFW)
Jim Youngblood, LB (First Team, UPI, NYN)
Pat Thomas, CB (First Team, UPI, PFW, NYN)
Rod Perry, CB (First Team, TSN, NYN)
Bill Simpson, FS (First Team, PFW)
Frank Corral, K (First Team, UPI, TSN, PFW)
Jackie Wallace, PR (First Team, PFW, NYN)
- 1979**
Dennis Harrah, G (First Team, PFW, NYN)
Rich Saul, C (First Team, PFW, NYN)
Jack Youngblood, DE (First Team, UPI, TSN, PFW, NYN)
Jack Reynolds, MLB (First Team, TSN)
Jim Youngblood, LB (First Team, TSN, NYN)
Doug France, T (Second Team, UPI)
- Larry Brooks, DT (Second Team, UPI)
Dave Elmendorf, SS (Honorable Mention, UPI)
Nolan Cromwell, FS (Honorable Mention, UPI)
Doug France, T (First Team, PFW)
1980
Kent Hill, G (First Team, UPI, PFW, NYN)
Rich Saul, C (First Team, SI)
Jack Youngblood, DE (First Team, UPI, NYN)
Pat Thomas, CB (First Team, UPI, PFW, NYN)
Nolan Cromwell, FS (First Team, UPI, PFW)
Dennis Harrah, G (Second Team, UPI)
Larry Brooks, DT (Second Team, UPI)
(First Team, NYN)
Jack Reynolds, MLB (Second Team, UPI)
Rod Perry, CB (Second Team, UPI)
(First Team, NYN)
Vince Ferragamo, QB (Honorable Mention, UPI)
- 1981**
Nolan Cromwell, FS (First Team, PFW, NYN)
LeRoy Irvin, CB (First Team, PFW)
Rod Perry, CB (First Team, NYN)
Rich Saul, C (First Team, NYN)
Jack Youngblood, DE (First Team, NYN)
- 1982**
Kent Hill, G (First Team, UPI)
Nolan Cromwell, FS (First Team, UPI)
- 1983**
Jackie Slater, T (First Team, UPI)
Kent Hill, G (First Team, PFW, UPI)
Eric Dickerson, RB (First Team, UPI, PFW)
Nolan Cromwell, SS (First Team, PFW)
Johnnie Johnson, FS (Second Team, UPI)
Mike Barber, TE (Second Team, UPI)
Jim Collins, LB (Second Team, UPI)
- 1984**
Bill Bain, T (First Team, PFW)
Eric Dickerson, RB (First Team, UPI, PFW)
Jim Collins, LB (First Team, PFW)
Henry Ellard, KR (First Team, PFW)
Dennis Harrah, G (Second Team, UPI)
Kent Hill, G (Second Team, UPI)
Jack Youngblood, DE (Second Team, UPI)
- 1985**
Jackie Slater, T (First Team, FN)
Dennis Harrah, G (First Team, UPI)
Jim Collins, LB (First Team, FN)
Gary Green, CB (First Team, FN)
Dale Hatcher, P (First Team, UPI, FN)
Ron Brown, KR (First Team, FN)
Henry Ellard, WR (First Team, FN)
Kent Hill, G (Second Team, UPI)
LeRoy Irvin, CB (Second Team, UPI)
- 1986**
Jackie Slater, T (First Team, UPI, PFW, FN)
Dennis Harrah, G (First Team, UPI, PFW)
Doug Smith, C (First Team, FN)
Eric Dickerson, RB (First Team, UPI, PFW, FN)
LeRoy Irvin, CB (First Team, UPI)
Jerry Gray, CB (First Team, UPI, PFW, FN)
Vince Newsome, SS (Second Team, UPI)
Carl Ekern, LB (Second Team, UPI)
Mark Jerue, LB (Second Team, UPI)
- 1987**
Jackie Slater, T (First Team, UPI, PFW, FN)
Tom Newberry, G (First Team, UPI, PFW)
Charles White, RB (First Team, UPI, PFW, FN)
Jerry Gray, CB (First Team, PFW)
Dennis Harrah, G (Second Team, UPI)
- 1988**
Henry Ellard, WR (First Team, UPI, PFW)
Jackie Slater, T (First Team, PFW)
Tom Newberry, G (First Team, PFW, UPI, FN)
Jerry Gray, CB (First Team, PFW)
Robert Delpino, ST (First Team, PFW)
Jim Everett, QB (Second Team, UPI)
- 1989**
Henry Ellard, WR (First Team, FN)
Jackie Slater, T (First Team, PFW)
Tom Newberry, G (First Team, UPI, PFW, FN)
Doug Smith, C (First Team, FN)
Jerry Gray, CB (First Team, PFW, FN)
Kevin Greene, LB (Second Team, UPI)

- 1990 Jackie Slater, T (First Team, PFW)
Tom Newberry, G (Second Team, UPI)
- 1993 Jerome Bettis, RB (First Team, UPI, PFW, FN)
Sean Gilbert, DT (First Team, UPI, PFW, FN)
- 1994 Sean Landeta, P (Second Team, UPI)
- 1996 Isaac Bruce, WR (Second Team, UPI)

ALL-WEST CONFERENCE

- 1956 Duane Putnam, G (TSN)
Les Richter, MLB (TSN)
- 1957 Duane Putnam, G (TSN)
Tom Wilson, HB (TSN)
Les Richter, MLB (TSN)
Will Sherman, DB (TSN)
- 1958 Del Shofner, E (TSN)
Duane Putnam, G (TSN)
Jon Arnett, RB (TSN)
Les Richter, MLB (TSN)
Will Sherman, DB (TSN)
- 1959 Del Shofner, E (TSN)
- 1960 Jim Phillips, E (TSN)
- 1961 Jim Phillips, E (TSN)
Ed Meador, DB (TSN)
- 1962 Dick Bass, FB (TSN)
- 1963 Rosey Grier, DT (TSN)
Jack Pardee, LB (TSN)
- 1964 Frank Varrichione, T (TSN)
Merlin Olsen, DT (TSN)
Ed Meador, S (TSN)
Bruce Gossett, K (TSN)
- 1965 Merlin Olsen, DT (TSN)
Ed Meador, DB (TSN)
- 1966 David Jones, DE (TSN)
Merlin Olsen, DT (TSN)
Maxie Baughan, LB (TSN)
Ed Meador, DB (TSN)
Bruce Gossett, K (TSN)
- 1967 David Jones, DE (TSN)
Merlin Olsen, DT (TSN)
Roger Brown, DT (TSN)
Maxie Baughan, LB (TSN)
Ed Meador, S (TSN)
- 1968 Charlie Cowan, T (TSN)
David Jones, DE (TSN)
Merlin Olsen, DT (TSN)
Maxie Baughan, LB (TSN)
Ed Meador, S (TSN)
- 1969 Bob Brown, T (TSN)
Tom Mack, G (TSN)
Roman Gabriel, QB (TSN)
David Jones, DE (TSN)
Merlin Olsen, DT (TSN)
Maxie Baughan, LB (TSN)
Ed Meador, S (TSN)

NFL ALL-ROOKIE

- 1971 Dave Elmendorf, S (UPI,FD)
Jack Youngblood, DE (FD)
Isiah Robertson, LB (AP, UPI, PFW, FD)
- 1972 Jim Bertleson, RB (UPI, PFW, FD)
- 1973 Lawrence McCutcheon, RB (UPI)
- 1974 Bill Simpson, S (PFWA)
- 1975 Doug France, T (PFWA)
Monte Jackson, CB (UPI, FD)
- 1976 Pat Haden, QB (FD)
Rusty Jackson, P (PFWA)
- 1977 Billy Waddy, WR (UPI, PFW, PFWA, FD)
Rafael Septien, K (UPI, PFW, PFWA, FD)
Bob Brudzinski, LB (AP, UPI, PFW, PFWA)
- 1978 Frank Corral, K (UPI, PFW, PFWA, FD)
- 1980 Johnnie Johnson, S (UPI, PFW, FD, PFWA)
- 1983 Eric Dickerson, RB (UPI, PFW, FD, PFWA)

- 1985 Dieter Brock, QB (UPI, FD, PFWA)
Dale Hatcher, P (UPI, PFWA)
- 1986 Tom Newberry, G (UPI, PFWA, PFW)
Jim Everett, QB (UPI, PFWA, PFW)
- 1988 Fred Strickland, LB (PFW)
- 1989 Bill Hawkins, DE (PFWA, PFW)
Frank Stams, LB (FD)
Pat Terrell, S (FN)
- 1990 Sean Gilbert, DT (PFWA)
- 1992 Jerome Bettis, RB (PFWA, CPFN)
- 1994 Wayne Gandy, T (CPFN)
Keith Lyle, S (PFW)
- 1995 Kevin Carter, DE (FN, CPFN)
- 1996 Tony Banks, QB (CPFN, FN, PFW)
Eddie Kennison, WR (CPFN, PFW)
Eddie Kennison, PR (CPFN, FD, PFW)

ALL-MADDEN

- 1984 Bill Bain, G
Jack Youngblood, DE
- 1985 Bill Bain, G
Ron Brown, KR
Eric Dickerson, RB
Garry Green, CB
Dennis Harrah, G
Jackie Slater, T
- 1987 Tom Newberry, G
Jackie Slater, T
- 1988 Tom Newberry, G
- 1989 Jerry Gray, CB
Kevin Greene, LB
Tom Newberry, G
Jackie Slater, T
- 1990 Jackie Slater, T
- 1991 Robert Delpino, FB
- 1993 Jerome Bettis, RB
Sean Gilbert, DT
- 1995 Isaac Bruce, WR
Jackie Slater, T (Hall of Fame)
- 1996 Isaac Bruce, WR
Jack Youngblood, DE (Super Bowl Team)
Jackie Slater, T (Super Bowl Team)

PRO BOWL

- 1938 (1) - Ed Goddard QB
- 1939 (5) - Jim Benton E, Johnny Drake FB,
Parker Hall QB,
Vic Spadaccini QB,
John Wiatrak C
- 1940 (2) - Ollie Cordell B, Ted Livingston G
- 1941 (2) - Chet Adams T, Dante Magnani HB
- 1950 (8) - Larry Brink DE, Glenn Davis HB,
Tom Fears E, Dick Hoerner FB,
Dick Huffman T, Woodley Lewis HB, Norm
Van Brocklin QB, Bob Waterfield QB
- 1951 (8) - Larry Brink DE (2), Elroy Hirsch E,
Don Paul C, Dan Towler HB,
Norm Van Brocklin QB (2),
Bob Waterfield QB (2),
Stan West G, Paul Younger FB
- 1952 (7) - Elroy Hirsch E (2), Don Paul C (2),
Dan Towler HB (2),
Norm Van Brocklin QB (3),
Stan West G (2), Jim Winkler T,
Paul Younger FB (2)
- 1953 (6) - Elroy Hirsch E (3), Don Paul C (3),
Andy Robustelli DE, Dan Towler HB (3),
Norm Van Brocklin QB (4),
Paul Younger FB (3)
- 1954 (7) - Bob Boyd E, Leon McLaughlin C,
Duane Putnam G, Skeet Quinlan HB,
Les Richter LB, Dan Towler HB (4),

- Norm Van Brocklin QB (5)
- 1955 (9) - Leon Clarke E, Bud McFadin DT, Paul Miller DE, Duane Putnam G (2), Les Richter LB (2), Andy Robustelli DE (2), Will Sherman S, Norm Van Brocklin QB (6), Ron Waller HB
- 1956 (6) - Leon Clarke E (2), John Hock G, Bud McFadin DT (2), Les Richter LB (3), Tom Wilson RB, Paul Younger FB (4)
- 1957 (5) - Jon Arnett HB, Dick Daugherty LB, Duane Putnam G (3), Les Richter LB (4), Tom Wilson HB (2)
- 1958 (6) - Jon Arnett HB (2), Duane Putnam G (4), Les Richter LB (5), Will Sherman S (2), Del Shofner SE, Bill Wade QB
- 1959 (4) - Jon Arnett HB (3), Lamar Lundy DE, Les Richter LB (6), Del Shofner SE (2)
- 1960 (4) - Jon Arnett HB (4), Ed Meador DB, Jim Phillips E, Les Richter LB (7)
- 1961 (3) - Jon Arnett HB (5), Jim Phillips E (2), Les Richter LB (8)
- 1962 (4) - Dick Bass HB, Merlin Olsen DT, Jim Phillips E (3), Frank Varrichione T
- 1963 (3) - Dick Bass HB (2), Merlin Olsen DT (2), Jack Pardee LB
- 1964 (3) - David Jones DE, Ed Meador DB (2), Merlin Olsen DT (3)
- 1965 (4) - David Jones DE (2), Tom McDonald E, Ed Meador DB (3), Merlin Olsen DT (4)
- 1966 (7) - Dick Bass HB (3), Maxie Baughan LB, Bruce Gossett K, David Jones DE (3), Marlin McKeever TE, Ed Meador DB (4), Merlin Olsen DT (5)
- 1967 (10) - Maxie Baughan LB (2), Roger Brown DT, Bernie Casey FL, Roman Gabriel QB, David Jones DE (4), Les Josephson HB, Tom Mack G, Ed Meador DB (5), Merlin Olsen DT (6), *Jack Snow SE
- 1968 (9) - Maxie Baughan LB (3), Joe Carollo T, Charlie Cowan T, Roman Gabriel QB (2), Bruce Gossett K (2), David Jones DE (5), Tom Mack G (2), Merlin Olsen DT (7), Joe Scibelli G
- 1969 (7) - *Maxie Baughan LB (4), *Bob Brown T, Charlie Cowan T (2), Roman Gabriel QB (3), David Jones DE (6), Tom Mack G (3), Merlin Olsen DT (8)
- 1970 (5) - *Bob Brown T (2), Charlie Cowan T (3), David Jones DE (7), Tom Mack G (4), *Merlin Olsen DT (9)
- 1971 (4) - *Willie Ellison RB, Tom Mack G (5), Merlin Olsen DT (10), Isiah Robertson LB
- 1972 (4) - Coy Bacon DE, Dave Chapple P, Tom Mack G (6), Merlin Olsen DT (11)
- 1973 (8) - Jim Bertelsen RB, John Hadl QB, Harold Jackson WR, Tom Mack G (7), Lawrence McCutcheon RB, Merlin Olsen DT (12), Isiah Robertson LB (2), Jack Youngblood DE
- 1974 (6) - James Harris QB, Tom Mack G (8), Lawrence McCutcheon RB (2), Merlin Olsen DT (13), Isiah Robertson LB (3), Jack Youngblood DE (2)
- 1975 (8) - Fred Dryer DE, Harold Jackson WR (2), Tom Mack G (9), Lawrence McCutcheon RB (3), Merlin Olsen DT (14), Jack Reynolds LB, Isiah Robertson LB (4), Jack Youngblood DE (3)
- 1976 (7) - Larry Brooks DT, Monte Jackson CB, Ron Jessie WR, Lawrence McCutcheon RB (4), Isiah Robertson LB (5), Rich Saul C, Jack Youngblood DE (4)
- 1977 (10) - Larry Brooks DT (2), Doug France T, Pat Haden QB, Harold Jackson WR (3), *Monte Jackson CB (2), Tom Mack G (10), Lawrence McCutcheon RB (5), Isiah Robertson LB (6), Rich Saul C (2), Jack Youngblood DE (5)
- 1978 (10) - *Larry Brooks DT (3), Frank Corral K, Doug France T (2), Dennis Harrah G, Cody Jones DT, Tom Mack G (11), Rod Perry CB, Rich Saul C (3), Pat Thomas CB, Jack Youngblood DE (6)
- 1979 (5) - Larry Brooks DT (4), Dennis Harrah G (2), Rich Saul C (4), Jack Youngblood DE (7), Jim Youngblood LB
- 1980 (8) - Larry Brooks DT (5), Nolan Cromwell S, Dennis Harrah G (3), Kent Hill T, Rod Perry CB (2), Jack Reynolds LB (2), Rich Saul C (5), *Pat Thomas CB (2)
- 1981 (2) - Nolan Cromwell S (2), Rich Saul C (6)
- 1982 (2) - Nolan Cromwell S (3), Kent Hill T (2)
- 1983 (4) - Nolan Cromwell S (4), Eric Dickerson RB, Kent Hill T (3), Jackie Slater T
- 1984 (4) - Eric Dickerson RB (2), Henry Ellard KR, Kent Hill T (4), Doug Smith C
- 1985 (9) - Ron Brown KR, Jim Collins LB, Gary Green CB, Dennis Harrah G (4), Dale Hatcher P, Kent Hill T (5), LeRoy Irvin CB, Jackie Slater T (2), *Doug Smith C (2)
- 1986 (7) - Eric Dickerson RB (3), Carl Ekern LB, Jerry Gray CB, Dennis Harrah G (5), LeRoy Irvin CB (2), Jackie Slater T (3), Doug Smith C (3)
- 1987 (5) - Jerry Gray CB (2), Dennis Harrah G (6), Jackie Slater T (4), Doug Smith C (4), Charles White RB
- 1988 (5) - Henry Ellard WR (2), Jerry Gray CB (3), Tom Newberry G, Jackie Slater T (5), Doug Smith C (5)
- 1989 (6) - Henry Ellard WR (3), *Jim Everett QB, Jerry Gray CB (4), Kevin Greene LB, *Tom Newberry G (2), Jackie Slater T (6), Doug Smith C (6)
- 1990 (2) - Jim Everett QB (2), Jackie Slater T (7)
- 1993 (2) - Jerome Bettis RB, Sean Gilbert DT
- 1994 (1) - Jerome Bettis RB (2)
- 1996 (1) - Isaac Bruce, WR (1)
- *Selected but did not play

RAMS PRO BOWLERS BY POSITION

Quarterback	19
Running Back	40
Wide Receiver	22
Tight End	1
Tackle	23
Guard	26
Center	16
Defensive End	22
Defensive Tackle	25
Linebacker	25
Defensive Back	18
Safety	6
Punter	2
Kicker	3
Kick Returner	2



WR Isaac Bruce earned his first Pro Bowl berth after 1996 season.

PLAYER OF THE WEEK

- 1970** David Jones, DE, Week 8 (AP)
1983 Jack Youngblood, DE, Week 16 (PFW)
1984 Jack Youngblood, DE, Week 5 (NFC Defensive)
 Eric Dickerson, RB, Week 10 (NFC Offensive)
 Eric Dickerson, RB, Week 15 (NFC Offensive)
1985 Dieter Brock, QB, Week 4 (NFC Offensive)
 Jim Collins, ILB, Week 5 (NFC Defensive)
 LeRoy Irvin, CB, Week 6 (NFC Defensive)
 Ron Brown, WR-KR, Week 12 (NFC Offensive)
1986 Mel Owens, OLB, Week 3 (NFC Defensive)
 Eric Dickerson, RB, Week 5 (NFC Offensive)
 Nolan Cromwell, S, Week 12 (NFC Defensive)
1987 Charles White, RB, Week 10 (NFC Offensive)
 Jim Everett, QB, Week 13 (NFC Offensive)
1988 Gary Jeter, DE, Week 3 (NFC Defensive)
 Kevin Greene, OLB, Week 6 (NFC Defensive)
 Jim Everett, QB, Week 16 (NFC Offensive)
1989 Vince Newsome, S, Week 3 (NFC Defensive)
 Jim Everett, QB, Week 10 (NFC Offensive)
 Henry Ellard, WR, Week 11 (NFC Offensive)
 Willie Anderson, WR, Week 12 (NFC Offensive)
 Brett Faryniarz, OLB, Week 15 (NFC Defensive)
 Greg Bell, RB, Week 16 (NFC Offensive)
1990 Jim Everett, QB, Week 7 (NFC Offensive)
1992 Todd Lyght, CB, Week 2 (NFC Defensive)
 Jim Everett, QB, Week 14 (NFC Defensive)
1993 Sean Gilbert, DT, Week 2 (NFC Defensive)
 Jim Everett, QB, Week 4 (NFC Offensive)
 Sean Landeta, P, Week 12 (NFC Special Teams)
 Jerome Bettis, RB, Week 15 (NFC Offensive)
1994 Sean Landeta, P, Week 4 (NFC Special Teams)
1995 Isaac Bruce, WR, Week 1 (NFC Special Teams)
 Chris Miller, QB, Week 4 (NFC Offensive)
 Isaac Bruce, WR, Week 6 (NFC Offensive)

- Sean Landeta, P, Week 11 (NFC Special Teams)
 Sean Landeta, P, Week 14 (NFC Special Teams)
1996 Anthony Parker, CB, Week 7 (NFC Defensive)
 Eddie Kennison, WR, Week 10 (NFC Special Teams)
 Eddie Kennison, WR, Week 16 (NFC Offensive)
1997 Will Brice, P, Week 4 (NFC Special Teams)

PLAYER OF THE MONTH

- 1986** Eric Dickerson, RB, Oct. (NFC Offense)
1988 Jim Everett, QB, Sept. (NFC Offense)
 Henry Ellard, WR, Dec. (NFC Offense)
1994 Sean Landeta, P, Sept. (NFC Special Teams)
1995 Roman Phifer, LB, Sept. (NFC Defense)
 Isaac Bruce, WR, Oct. (NFC Offense)
 Sean Landeta, P, Nov. (NFC Special Teams)
1996 Keith Lyle, S, Oct. (NFC Defense)

NFL ROOKIE OF THE MONTH

- 1996** Eddie Kennison, WR (Oct.)

AP - Associated Press; CO - Coaches' All-Pro Team; CPFN - College and Pro Football Newsweekly; FD - Football Digest; FN - Football News; HA - Chicago Herald-American; HOF - Hall of Fame Selection Committee; INS - International News Service; NEA - Newspaper Enterprise Association; NFL - National Football League; NYM - New York Daily Mirror; NYN - New York Daily News; NYP - New York Post; PFW - Pro Football Weekly; PFWA - Pro Football Writers of America; SI - Sports Illustrated; TSN - The Sporting News; UPI - United Press International; WP - Washington Post

RAMS IN THE PRO FOOTBALL HALL OF FAME

1963 — Earl (Dutch) Clark, Coached Rams (1939-42). Played QB for Portsmouth Spartans (1931-32) and Detroit Lions (1934-39). All-NFL six times and three time NFL scoring champion. Led Detroit to their first NFL championship (1935). Coached Lions (1937-38). Played college football at Colorado College.

1965 — Bob Waterfield, QB (1945-52). Guided Rams to two NFL Championships (1945 and 1951). Only rookie QB to lead team to NFL title (1945). Threw two touchdowns against Washington to win 1945 Championship, 15-14. Three-time All-Pro selection. Voted to two consecutive Pro Bowls (1950-51). Received Joe F. Carr Trophy as NFL Most Valuable Player in 1945. Named NFL Player of the Year in 1950 by Washington D.C. Touchdown Club. Selected to NFL's All-Decade Team for 1940's. Led NFL in passing (1951). Played college football at UCLA.

1967 — Daniel Reeves, Owner of Rams (1941-71). Teams won two World Championships (1945 and 1951). First to integrate football in modern era with signing of Kenny Washington and Woody Strode a year before major league baseball accepted Jackie Robinson. Developed scientific scouting system that is practiced universally and established current television formula for NFL. Was major contributor to AFL-NFL merger. Also owned Jersey City Giants of American League (1939). NFL Executive of the Year by *Sporting News* (1955). Graduate of Georgetown University.

1968 — Elroy (Crazylegs) Hirsch, WR/RB (1949-57). Ranks second on Rams all-time receiving yards list with 6,289 and third with 343 receptions. Caught touchdown passes in 11 straight games in 1950-51. Led Rams to NFL championship with 17 touchdown receptions in 1951. Averaged 51.2 yards per catch on those 17 touchdowns. Finished with 55 touchdowns to rank second on Rams career list. Succeeded Pete Rozelle as General Manager for Rams (1960-69). Also played for Chicago Rockets (1946-48). Was first round draft choice in 1945. Played college football at Wisconsin and Michigan.

1970 — Tom Fears, WR (1948-56). Ranks second on Rams' all-time receptions list with 400 and is fourth with 5,397 receiving yards. Led NFL in receptions three times and touchdown receptions once. Posted two 1,000-yard seasons. Scored game clinching 73-yard touchdown to lift Rams to 1951 NFL championship over Cleveland. Holds Rams' playoff record with three 100-yard games during postseason. Also holds Ram playoff records with 28 receptions and 572 yards. Served as Rams assistant coach (1960-61). Was 11th round draft choice in 1945. Played college football at Santa Clara and UCLA.

1971 — Andy Robustelli, DE (1951-55). Helped Rams claim World Championship in 1951. Selected to seven Pro Bowls, two with Rams (1953 and 1955). Played on winning teams in 13 of his 14 years. Also played for N.Y. Giants (1956-64). Was 19th round draft choice in 1951. Played college football at Arnold College.

1971 — Norm Van Brocklin, QB (1949-57). Led Rams to 1951 World Championship with 73-yard touchdown pass in fourth quarter to beat Cleveland. Led NFL in passing twice (1950 and 1952). Set NFL record with 554 passing yards against New York Yankees in 1951. Named to six consecutive Pro Bowls with Rams (1952-55). NFL Player of the Year by Washington D.C. Touchdown Club in 1954. Selected to NFL 1950's All-Decade Team. Also played for Philadelphia Eagles (1958-60). Led Eagles to 1960 NFL Championship and threw three touchdowns in 1960 Pro Bowl. Finished with 23,611 yards passing. Played college football at Oregon.

1972 — Ollie Matson, HB (1959-62). Selected to five Pro Bowls, including four straight (1954-57). Named Most Valuable Player of Pro Bowl in 1955. Was three-time Eastern Division All-Star choice (1956-58) and Western Division All-Star (1959). Also played for Chicago Cardinals (1952, 1954-58), Detroit Lions (1963) and Philadelphia Eagles (1964-66). One of only three players (Jim Thorpe and Bob Hayes) ever to win an Olympic medal and make NFL All-Pro during his career. Traded to Rams from Chicago for nine players in 1959. First round pick by Cardinals in 1952. Played college football at University of San Francisco.



Bob Waterfield



Dan Reeves



Elroy (Crazylegs) Hirsch



Tom Fears



Ollie Matson

1974 — Bill George, LB (1966). Played 14 seasons for Chicago Bears (1952-65) prior to joining Rams in 1966. Became NFL's first middle linebacker when he dropped off line from middle guard position in 1954. Voted to Pro Bowl eight straight seasons (1955-62). Was an eight-time All-NFL selection. Registered 18 career interceptions. Played college football at Wake Forest.

1974 — Dick (Night Train) Lane, DB (1952-53). Set NFL interception record with 14 as rookie in 1952. Led NFL in interceptions twice (1952 and 1954). All-NFL five times and selected to six Pro Bowls. Posted 68 career interceptions. Named to NFL's All-Decade Team for 1950's. Also played for Detroit Lions (1960-65) and Chicago Cardinals (1954-59). Played college football at Scottsbluff Junior College.

1980 — David (Deacon) Jones, DE (1961-71). Selected to NFL's 75th Anniversary team in 1994. Recorded team-best 160 sacks with Rams and 180.5 for career. Registered 26 sacks during 1967 season. Reached double figures in sacks seven times, including three 20-sack seasons. Became first defensive lineman to record 100 solo tackles in single season (1967). Named NFL's Defensive Player of the Year twice (1967-68). Voted to Pro Bowl nine times, including seven straight with Rams (1964-70). NFL All-Pro selection 10 times. Made NFL's All-Decade Team in 1960's. Also played for San Diego Chargers (1972-73) and Washington Redskins (1974). Played college football at South Carolina State and Mississippi Vocational.

1982 — Merlin Olsen, DT (1962-76). Selected to NFL's 75th Anniversary team in 1994. Holds NFL record with 14 consecutive Pro Bowl appearances (1962-75). Defensive MVP of 1969 Pro Bowl. NFL All-Pro selection eight straight seasons (1963-70). Played in 198 consecutive games to close out career. Western Conference All-Star Team choice six times (1964-69). Named NFL Player of the Year by Philadelphia's Maxwell Club in 1974. Named NFC Defensive Lineman of the Year by NFLPA in 1973. Chosen to NFL's All-Decade Team in 1960's and 70's. Rams' all-time leading tackler with 915 total stops. First round draft choice in 1962. Played college football at Utah State.

1983 — Sid Gillman, Coached Rams (1955-59). Led Rams to NFL Western Division title in 1955. Posted record of 123-104-7 during 18-year pro career. Also coached San Diego Chargers (1960-71) and Houston Oilers (1973). Recognized as foremost authority on forward pass. Considered the greatest contributor to success of AFL. Led Chargers to five Western Division titles in first six years.

1985 — Joe Namath, QB (1977). Spent 12 seasons with New York Jets (1965-76). Led Jets to Super Bowl III title over Baltimore in 1969. Jets became first AFL team to win Super Bowl. Selected to 1972 Pro Bowl. Played in AFL All-Star game three times (1965-68). AFL Rookie of Year (1965). Established AFL passing record with 4,007 yards (1967). Finished with 27,663 yards passing and 173 touchdowns during 13-year career. First round draft pick of New York in 1965. Played college football at Alabama.

1985 — Pete Rozelle, Commissioner (1960-89). Served as Rams' Public Relations Director (1952-55) and General Manager (1957-60). Had longest tenure as commissioner in NFL history. Credited with allowing NFL to become most popular sport in America. Brought television into NFL (1962). Named Sportsman of the Year by Sports Illustrated (1963). Helped establish Monday Night Football package with ABC (1969). Developed American Bowl series to play preseason games in England, Europe and Japan (1985).

1991 — Tex Schramm, Team President/General Manager. Served as Rams' General Manager and Public Relations Director (1947-57). Rams recorded eight consecutive winning seasons (1948-55) and won 1951 World Championship during his 11-year stint in Los Angeles. Built Dallas Cowboys into one of winningest teams in NFL history. Posted 20 consecutive winning seasons during his tenure (1966-86). Named NFL Executive of the Year by Sporting News (1977). Helped Dallas win two Super Bowl titles (1972 and 1978).



Dick (Night Train) Lane



David (Deacon) Jones



Sid Gillman



Pete Rozelle



Tex Schramm

HOMES OF THE RAMS

LEAGUE PARK, Cleveland

Years Played: 1937, 1942, 1944-45

Record: 7-7 (.500)

First Game: 10/3/37, Rams defeated by Chicago Cardinals, 6-0

Last Game: 12/2/45, Rams defeated Boston Yanks, 20-7

Highlights: Rams finished 1945 season with 4-0 record at League Park, their first unbeaten home record.

MUNICIPAL STADIUM, Cleveland

Years Played: 1937, 1939-41, 1945

Record: 6-8-2 (.438)

First Game: 9/10/37, Rams defeated by Detroit Lions, 28-0

Last Game: 12/16/45, Rams defeated Washington Redskins, 15-14

Highlights: Bob Waterfield threw two touchdown passes to lead Rams to their first World Championship, 15-14, over Washington. It was final home game for Rams in Cleveland before moving to Los Angeles...Rams played first game as NFL franchise before 25,000 at Municipal Stadium, but lost to Detroit, 28-0.

SHAW STADIUM (named after high school on Shaw Avenue), Cleveland

Year Played: 1938

Record: 2-2 (.500)

First Game: 9/17/38, Rams defeated by Chicago Cardinals, 7-6

Final Game: 10/30/38, Rams defeated by Green Bay Packers, 28-7

MEMORIAL COLISEUM, Los Angeles

Years Played: 1946-79

Record: 145-79 (.647) (142-75 regular season; 3-4 postseason)

First Game: 9/29/46, Rams defeated by Philadelphia Eagles, 25-14

Last Game: 12/16/79, Rams defeated by New Orleans Saints, 29-14

Highlights: Norm Van Brocklin broke 17-17 tie in fourth quarter with 73-yard touchdown pass to Tom Fears as Rams claimed second World Championship, 24-17, over Cleveland Browns, 12/23/51...Rams posted winning home record in 26 of 34 seasons at Coliseum, including 7-0 mark in 1973 ... Rams became first team in NFL history to score 70 points in game with 70-27 victory over Baltimore Colts, 10/22/50.



ANAHEIM STADIUM, Anaheim

Years Played: 1980-94

Record: 61-57 (.517) (60-56 regular season; 1-1 postseason)

First Game: 9/7/80, Rams defeated by Detroit Lions, 40-21

Last Game: 12/24/94, Rams defeated by Washington Redskins, 24-21

Highlights: Eric Dickerson broke O.J. Simpson's single season rushing record with a 215-yard performance against Houston, 12/9/84. Dickerson finished season with 2,105 yards.

BUSCH STADIUM, St. Louis

Year Played: 1995

Record: 3-1 (.750)

First Game: 9/10/95, Rams defeated New Orleans Saints, 17-13

Last Game: 10/22/95, Rams defeated by San Francisco 49ers, 44-10

Highlights: Rams vs. Saints was first NFL game in St. Louis since 1987.

TRANS WORLD DOME, St. Louis

Years Played: 1995-present

Record: 7-13 (.350)

First Game: 11/12/95, Rams defeated Carolina Panthers, 28-17

Highlights: Jackie Slater became first player in NFL history to play 20 seasons with one team by starting against Carolina, 11/12/95. Rams scored season high 59 points against Atlanta, 11/10/96, the third highest point total in franchise history. A crowd of 66,030 vs. Chicago, 12/14/97, was largest ever to watch a professional sporting event in St. Louis.



THE RAMS STORY



1936 Under head coach Damon Wetzel's guidance, Cleveland Rams post second best record in American Football League with a 5-2-2 mark.

1937 On Feb. 13, the National Football League grants a Cleveland franchise to Homer Marshman and Associates, a prominent group of local businessmen. Hugo Bezdek is named head coach. As the league's rookie franchise, Rams finish with a 1-10-0 record. Bob Kelley is named radio play-by-play announcer.

1938 Assistant coach Art Lewis takes over team after three losses and Rams win three of remaining seven games.

1939 Earl (Dutch) Clark becomes head coach. Rams hit .500 mark for the first time with 5-5-1 record. Parker Hall joins team as rookie tailback and wins Joe Carr Trophy as NFL's official Most Valuable Player. Hall becomes first Ram to be named first team All-Pro.

1940 Team drops back to 4-6-1 record. Johnny (Zero) Drake, powerful Ram fullback, is named first team All-NFL.

1941 Daniel F. Reeves and Fred Levy, Jr., purchase Rams in June and hire Billy Evans as general manager. Team wins first two games but drops next nine to finish in cellar. Guard Riley Matheson becomes first Rams' offensive lineman to be named first team All-Pro.

1942 Evans resigns before 1942 season. Charles (Chile) Walsh replaces Art Lewis as assistant coach. Lt. Reeves and Maj. Levy depart to enter armed forces. Bob Kelley is named club secretary. Team finishes 5-6-0. Riley Matheson is first-team, All-Pro for second straight season.

1943 Clark resigns. Chile Walsh is named head coach, but NFL grants Rams permission to suspend operations for one season because of wartime difficulties. Reeves buys out Levy. Riley Matheson is lone All-Pro selection.

1944 Chile Walsh becomes general manager and appoints Buff Donelli as head coach. Pickup team finishes 4-6-0. Riley Matheson collects All-Pro honors for fourth consecutive season.

1945 Donelli joins military service. Walsh names his brother, Adam Walsh, as head coach. Third round draft choice (a future) Bob Waterfield from UCLA joins team as T-formation quarterback and leads Rams to 9-1-0 season for first divisional title in team's history. On icy field, Rams defeat Washington Redskins, 15-14, at Cleveland for world title. Waterfield becomes first player to receive unanimous vote for official NFL Most Valuable Player award. Walsh is named coach of the year. Riley Matheson, Jim Benton, Eberle Schultz and Jim Gillette receive All-Pro honors. Eddie Kotal joins team as chief scout and Bill John begins 29-year tenure as business manager.

1946 Reeves moves franchise to Los Angeles early in the year. After 6-4-1 season, both Walshs resign. Rams sign end Woody Strode and back Kenny Washington, two African-Americans, a year before Jackie Robinson breaks color barrier with Brooklyn Dodgers.

1947 Reeves assumes duties of general manager. Bob Snyder is named head coach with Joe Stydahar as new assistant. Team is talent-heavy but injury-ridden in 6-6-0 season. Offensive linemen Riley Matheson and Dick Huffman are selected to All-Pro team. Reeves sells part interests to former partner Levy and to Edwin and Harold Pauley and Hal Seley.

1948 Clark Shaughnessy joins staff as advisory coach. On Sept. 3, Snyder resigns and Clark Shaughnessy becomes head coach. Team wins four of last five to post 6-5-1 mark. Fred Naumetz and Dick Huffman make All-Pro.

1949 Team wins first six games then hangs on to win first divisional title since moving west. Heavy rain holds down L.A. crowd as Philadelphia Eagles skid to 14-0 win over Rams in NFL title game. Rookie Norm Van Brocklin joins team and gives Rams top-notch one-two quarterback punch. Elroy Hirsch has fine rookie year. Rams have five players selected to All-Pro team—Dick Huffman, Tom Fears, Fred Naumetz, Bob Waterfield and Milan Lazetich.

1950 NFL absorbs AAFC, leaving Rams as lone pro team in Los Angeles after four years of two-league existence. In February, Stydahar becomes head coach, replacing Shaughnessy. Club opens new offices on Beverly Boulevard. Bill Granholm begins 18-year tenure as equipment manager. Team sets 22 league records in rolling to conference title tie. Waterfield and end Tom Fears lead playoff win over Bears, 24-14, but following



RB Lawrence McCutcheon is the Rams' second all-time leading rusher with 6,186 yards.

week in Cleveland, Lou Groza's late field goal stops Rams' title hopes, 30-28. Waterfield is named NFL Player of Year by Washington D.C. Touchdown Club. Fears, Dick Huffman and Dick Reinhard receive All-Pro recognition.

1951 Rams win third straight conference title on final day of season, then defeat Cleveland at the Coliseum, 24-17, on 73-yard pass, Van Brocklin to Fears, for first world title since moving to Los Angeles. Running backs Tank Younger and Dan Towler join Stan West and Larry Brink on All-Pro team.

1952 After team loses three straight preseason games and drops league opener by big score, Stydahr resigns. He is replaced as head coach by Hamp Pool. Team loses two of next three, but wins last eight to tie for conference title. Rams lose playoff in Detroit. Rams trade 11 players to Dallas for rookie Les Richter, who then enters Army for two years. Waterfield retires. Dan Towler, Larry Brink and Stan West are named to All-Pro team for second straight year, while Herb Rich makes it for first time.

1953 Club co-owner Harold Pauley passes away. Team compiles 8-3-1 record, losing three games by total of eight points to finish third in conference. Rams defeat world champ Lions in both games. Elroy Hirsch, Dan Towler, Andy Robustelli and Don Paul named All-Pro.

1954 Bonus choice Bill Wade and tradee Les Richter both join Rams as rookies two years after going from college into military service. Norm Van Brocklin earns NFL Player of Year by Washington D.C. Touchdown Club. Team has disappointing 6-5-1 mark. Split end Bob Boyd is lone Ram to be named All-Pro. All assistant coaches resign. Pool soon follows suit.

1955 On Jan. 26, Rams hire Sid Gillman, head coach at University of Cincinnati, to replace Pool. Fine defensive year and clutch field goal kicking by Richter give team hard-fought 8-3-1 record for conference title. Cleveland wins title game at Coliseum 38-14. Duane Putnam, Norm Van Brocklin, Ron Waller, Andy Robustelli, Les Richter and Will Sherman give Rams six All-Pro selections.

1956 In form reversal, team loses five consecutive early-season games and finishes in cellar tie with 4-8 record. Duane Putnam and Les Richter earn All-Pro honors for second straight year.

1957 Ram owners name former Ram publicist Pete Rozelle as general manager. Team loses squeakers on road to 49ers and Lions, finishing 6-6-0, but only two games behind conference leaders. Guard Duane Putnam receives All-Pro recognition.

1958 In preseason trade, Van Brocklin goes to Eagles. Bill Wade sets many Ram passing marks en route to 8-4-0 year. Three Rams, Duane Putnam, Del Shofner and Jon Arnett, are first team All-Pro choices.

1959 Team has general letdown and many injuries for worst season since 1937, finishing 2-10-0. Ollie Matson, acquired in big trade, is workhorse at fullback. On last day of season, Gillman and staff resign. Del Shofner and Duane Putnam are repeat choices to All-Pro team.



DT Merlin Olsen earned 14 Pro Bowl bids.

1960 Following death of Bert Bell, Pete Rozelle is named NFL commissioner. Elroy Hirsch replaces Rozelle as Rams general manager. Bob Waterfield is named Ram head coach. Team finishes 4-7-1.

1961 Rams trade Bill Wade, Del Shofner, John Guzik for Zeke Bratkowski, Lindon Crow and 1962 first draft choice, which makes it possible to draft both Roman Gabriel and Merlin Olsen. Revamped Rams finish strongly after slow start, but still show 4-10-0 deficit. Split end Jim Phillips makes first team All-Pro.

1962 Rams lose four of first five games by narrow margins, then show only occasional surges of success en route to 1-12-1 year. Dick Bass provides bright spot with All-Pro selection. Waterfield resigns after eighth game. Harland Svare named interim head coach. On Dec. 27, in closed auction, Reeves reacquires control of Rams, purchasing full interests of co-owners Pauley, Levy, Seley and Bob Hope.

1963 Reeves sells 49% interest in Rams to Gene Autry, Bob Reynolds, Leonard Firestone, Paul A. O'Bryan, Robert Lehman, J.D. Stetson Coleman and Joseph A. Thomas. Svare is retained. Les Richter retires before season. After 0-5 record, Gabriel is reinstated as starting QB and plays last nine games without relief, guiding team to 5-4 mark and season record of 5-9-0. Rosey Grier is acquired from New York Giants and joins Deacon Jones, Merlin Olsen and Lamar Lundy to form original Fearsome Foursome.

1964 Rams sign 10-year pact to play in "new look" Coliseum's "stadium-within-a-stadium." Fourteen rookies make the season squad. Club finishes fifth with 5-7-2 record. Deacon Jones records first 20-sack season in league history with 22. Merlin Olsen is selected to first team All-Pro.

1965 After winning only one of first 10, Rams take three of last four against top two teams in each conference, but Svare is dismissed. Deacon Jones and Merlin Olsen receive first team All-Pro honors.

1966 After a court fight, George Allen is released by George Halas from his assistant coaching duties with the Chicago Bears to become head coach of the Rams. NFL and AFL merge in spring. Bob Kelley, "Voice of the Rams" since the club's beginning in 1937, dies in September. Team finishes 8-6. Rams defense has three players named to first All-Pro—Merlin Olsen, Deacon Jones and Maxie Baughan.

1967 After 17 years on Beverly Boulevard, club moves to new building on Pico. Training camp is also moved to California State College at Fullerton after five years at Chapman College in Orange. Equipment manager Bill Granholm leaves club after 18 years to take position in league office. Don Hewitt begins 28-year tenure as equipment manager. Rams record first unbeaten preseason in history with six wins, including victories over first-ever AFL opponents, San Diego and Kansas City. Team completes finest win-loss season ever with 11-1-2 league record to win Coastal Division Championship, the first title of any kind since 1955, then loses to Green Bay 28-7 in Western Conference Championship Game. George Allen receives NFL Coach of Year honors by *Sporting News*. Repeat winners Deacon Jones, Merlin Olsen and Maxie Baughan are joined by newcomers Charlie Cowan and Eddie Meador on All-Pro team. Jones establishes NFL record with 26 sacks and becomes first defensive lineman to post 100 solo tackles in a single season.

1968 After playoff win over Cleveland in January, team finishes regular season with 10-3-1 record, second in Coastal Division to Baltimore's 13-1 mark. Attendance is over one million for second straight year and Ram defense sets new 14-game NFL record for fewest yards allowed. On Dec. 26, Allen is dismissed as head coach, but is re-hired two weeks later. Deacon Jones is named NFL Defensive Player of Year for second straight season after registering 24 sacks. Jones, Merlin Olsen and Eddie Meador receive All-Pro honors.

1969 After 20 years with the Rams as a player, general manager and assistant to the president, Elroy Hirsch leaves club to become athletic director at the University of Wisconsin. He is replaced by Public Relations Director Jack Teele, and John Sanders becomes Assistant General Manager. Team wins Coastal Division with 11-3 record before losing to Minnesota in Western Conference title game, 23-20. Quarterback Roman Gabriel is unanimous choice as the NFL's Most Valuable Player. Bob Brown, Charlie Cowan, Tom Mack, Gabriel, Deacon Jones, Merlin Olsen and Eddie Meador give Rams a team record seven All-Pro selections.

1970 Playoff Bowl victory over Dallas in January heads Rams toward their 25th year in Southern California. With the completion of the merger of the NFL and AFL, the Rams join San Francisco, Atlanta and New Orleans in the Western Division of the National Conference of the new 26-team National Football League. Rams finish second to 49ers with 9-4-1 record. George Allen's contract is not renewed. Deacon Jones, Merlin Olsen, Bob Brown and Eddie Meador are named All-Pro.

1971 On April 15, owner Daniel F. Reeves dies of cancer in New York. His longtime friend and business associate, William A. Barnes, becomes President and General Manager. Tommy Prothro replaces Allen. Playing the toughest schedule in the NFL, the Rams finish with an 8-5-1 record, second to 49ers in the NFC West. Linebacker Isiah Robertson is lone All-Pro choice.

1972 In a history-making move, Baltimore Colts owner Carroll Rosenbloom trades the Baltimore franchise to Robert Irsay in exchange for the Rams. Irsay had purchased the Rams from the estate of the late Dan Reeves. The transaction was completed and announced on July 14. Rosenbloom, the most successful owner in the NFL over the last two decades, brings with him to Los Angeles Don Klosterman, Rosenbloom's general



Scene from frozen Cleveland Stadium in 1945 NFL Championship Game.



WR Tom Fears led the NFL in receptions three times, and is second on the Rams' career list with 400 receptions.

manager in Baltimore. After five years at Cal State Fullerton, Rams move training site to Cal State Long Beach. After 6-7-1 season, all coaches are dismissed. Tom Mack and Coy Bacon are first team All-Pro choices.

1973 An observer in '72, Rosenbloom begins to make changes early in 1973, and they pay off quickly. His choice for head coach, former Detroit assistant Chuck Knox, leads team to 12-2 season, winningest in Rams history, and Knox becomes "Coach of the Year," Roman Gabriel is traded to Philadelphia and the new quarterback, former San Diego Charger John Hadl, is NFC "Player of the Year." Hadl is joined on All-Pro First Team by Harold Jackson, Joe Scibelli, Tom Mack, Jack Youngblood and Isiah Robertson. Rams win NFC West title, but lose in first round of playoffs to Dallas. Other changes introduced by Rosenbloom include return to blue and gold uniforms. Club returns to Cal State Fullerton for summer training.

1974 Carroll Rosenbloom's son, Steve, takes over as Assistant to the President. After 3-2 start, Rams trade John Hadl to Green Bay for five draft choices in bold move that stuns the football world. Hadl's backup, James Harris, becomes starter and leads team to 10-4 record, its second straight NFC Western title and its first playoff victory since 1951 (a 19-10 win over Washington) before the Rams bow to Minnesota, 14-10, in NFC title game. Merlin Olsen wins Bert Bell Trophy as NFL's Most Valuable Player. Tom Mack, Lawrence McCutcheon, Jack Youngblood, Fred Dryer, Isiah Robertson and Dave Elmendorf give Rams six All-Pro selections for second straight year.

1975 With defense allowing second fewest points in NFL history over a 14-game season (135), Rams win third straight NFC Western title by completing 12-2 season. Jack Youngblood is named NFC Defensive Player of Year and earns first team All-Pro honors along with Tom Mack and Isiah Robertson. After playoff victory

over St. Louis, however, they bow to Dallas in the NFC Championship Game. The 34-8 record over the last three years is best in the NFL.

1976 Rams win NFC West title for fourth straight year with 10-3-1 record then beat Dallas, 14-12, for their first playoff victory on the road before 24-13 NFC title game loss at Minnesota. Quarterback injuries mar season and rookie Pat Haden becomes fourth different playoff QB in four years under Knox. Rams' 351 points is highest in NFC. Jack Youngblood, Isiah Robertson and Monte Jackson are named All-Pro. Merlin Olsen is invited to a league-record 14th Pro Bowl.

1977 Rams spearhead new Coliseum configuration which reduces capacity from 91,038 to 71,039. With Lawrence McCutcheon setting new club career rushing record of 5,523 yards, the Rams (10-4) roll to their fifth straight division title before 14-7 playoff loss to Minnesota in Coliseum. Isiah Robertson earns NFC Linebacker of Year award for third consecutive season. Larry Brooks and Monte Jackson receive first team All-Pro recognition. Following the campaign Knox resigns to take Buffalo Bills head coaching post.

1978 On Feb. 1, Rosenbloom hires George Allen but releases Allen after second preseason game. Ray Malavasi becomes head coach and leads club to 12-4 mark for the sixth straight division title (tying NFL record). Rams beat Minnesota, 34-10, in playoff but lose NFC title to Dallas. Pat Haden earns NFC Player of Year award. Jack Youngblood, Jim Youngblood, Dennis Harrah, Pat Thomas and Frank Corral give Rams five All-Pro players. Rams also announce move to Anaheim Stadium beginning in 1980.

1979 Carroll Rosenbloom dies April 2 and his widow, Georgia, becomes majority owner. Club moves to Rams Park in Anaheim, where offices and practice facilities are together. Despite multitude of injuries,



Action from Super Bowl XIV.

team wins 7th straight division title to set NFL record, then beats Dallas (21-19) and Tampa Bay (9-0) in NFC Playoffs. Rams lose to Pittsburgh in Super Bowl XIV, 31-19. Defensive line is represented on All-Pro team by Larry Brooks and Jack Youngblood.

1980 With Anaheim Stadium's capacity set at 69,045, Rams sell out last six home games and finish with 11-5 record. Rams lead NFL in rushing for first time since 1957, gaining 2,799 yards. Rams set 15 club records and tie three others. Nolan Cromwell named consensus All-NFL and receives award as NFC Defensive Player of the Year. Rams enter playoffs as wild card and lose to Dallas, 34-13.

1981 Rams finish 6-10, missing playoffs for the first time since 1972. Nolan Cromwell and LeRoy Irvin named All-NFL. Irvin sets NFL record with 207 punt return yards in 37-35 win over Atlanta. Wendell Tyler rushes for 1,074 yards and ties Elroy Hirsch's club record of 17 touchdowns in a season. Rams sell out first seven regular season games at Anaheim Stadium.

1982 NFL players' strike wipes out seven games of the regular season schedule and the Rams finish last in the NFC with a 2-7 record. QB Bert Jones, acquired in draft day trade from Baltimore, misses last 5 games with a neck injury. In his place, Vince Ferragamo throws for 509 yards vs. Chicago, second highest in league history. Following the season Malavasi is dismissed.

1983 In one of the most dramatic turnaround years in NFL history, Georgia Frontiere begins by hiring former USC Coach John Robinson in February. Revamped front office engineers a dozen off-season trades. Eric Dickerson is drafted on the first round in April. Robinson installs new offense (single back) and new defense (3-4) while Frontiere signs all players on roster. Rams go 9-7 and enter playoffs as wild card team beat-

ing Dallas in Texas, 24-17, before losing to Redskins in Washington. Dickerson breaks NFL rookie rushing record (1,808 yards), sets five Ram records and is consensus All-Pro. Cromwell, Kent Hill, Jackie Slater and Dickerson make Pro Bowl. Robinson named NFC Coach of the Year.

1984 Rams make playoffs for second time in as many years after finishing with 10-6 mark. Rams host first ever playoff game at Anaheim Stadium before record crowd of 67,037 but lose to New York Giants in NFC wild card game. Again, Eric Dickerson is the offensive force behind the Rams' success as he rushes for 2,105 yards, breaking O.J. Simpson's NFL record of 2,003. Jack Youngblood sets Ram record by playing in his 201st consecutive game. Quarterback Jeff Kemp replaces injured Vince Ferragamo in Week Three and leads team to nine wins. Dickerson is named NFC Player of the Year and makes Pro Bowl along with Henry Ellard, Kent Hill and Doug Smith. Dickerson is joined by Bill Bain, Jim Collins and Henry Ellard on first team All-Pro.

1985 Rams season falls just one game short when they lose to Chicago Bears in the NFC Championship Game. The defense and special teams play prominent roles in 11-5 regular season. Rams defense stifles Minnesota on one-inch line to preserve 13-10 victory as time runs out in Week Five. Ron Brown electrifies Anaheim Stadium crowd by returning two kickoffs for touchdowns against Green Bay to tie NFL record in Week Twelve. Eric Dickerson misses first two games but returns to rush for 1,234 yards. He sets an NFL playoff record by rushing for 248 yards against Dallas in first ever playoff win (20-0) at Anaheim Stadium. Nine Rams make NFC Pro Bowl team: Ron Brown, Jim Collins, Gary Green, Dale Hatcher, LeRoy Irvin, and four offensive linemen, Dennis Harrah, Kent Hill, Jackie Slater and Doug Smith. Collins, Irvin, Hatcher, Brown, Vince

Newsome and Henry Ellard receive first team All-Pro recognition.

1986 Rams make playoffs for fourth consecutive year after posting a 10-6 regular season record. Rams acquire rookie Quarterback Jim Everett from Houston in major trade with Oilers. Everett throws three touchdown passes in debut against Patriots and starts last five games including playoff loss to Washington. Eric Dickerson rushes for over 1,000 yards for fourth consecutive season (1,821) and surpasses former Ram running back Lawrence McCutcheon as the teams all-time leading rusher with 6,968 yards in only four seasons. Defense plays important role in Rams' success, finishing fifth in total defense in the NFL, yielding 304 yards per game. Seven Rams selected to Pro Bowl - Dickerson, Carl Ekern, Jerry Gray, Dennis Harrah, LeRoy Irvin, Jackie Slater and Doug Smith. Harrah, Dickerson Slater and Irvin also garner first team All-Pro honors.

1987 Rams fail to make the playoffs for the first time in last five seasons while finishing with a 6-9 record. NFL players' strike shortens season by one game while three games are played with non-union players. Rams acquire six draft choices (three No. One's and three No. Two's over the next two years) from the Colts in blockbuster trade for Running Back Eric Dickerson. Charles White takes over for Dickerson and wins NFL rushing title by gaining 1,374 yards and is named to his first Pro Bowl as well as unanimous All-Pro. Ron Brown, Jackie Slater and Tom Newberry join White on All-Pro first team.

1988 Rams qualify for the playoffs for the fifth time in six seasons under John Robinson, who becomes the winningest coach in club history with 58 wins. Rams lose NFC Wild Card Game to Minnesota after finishing with a 10-6 record. Team features wide open offense as Jim Everett sets four Ram passing records and ties a fifth while wide receiver Henry Ellard sets a Ram record for most catches in a season with 86. Defensively, the

Rams tie a club record with 56 quarterback sacks which leads the league. Rams have five of the top 47 choices in draft and select RB Gaston Green and WR Aaron Cox on the first round. Five players are selected to the Pro Bowl - Jackie Slater, Henry Ellard, Tom Newberry, Doug Smith and Jerry Gray. Five more make All-Pro - Ellard, Slater, Newberry, LeRoy Irvin and Irv Pankey.

1989 Rams finish regular season with an 11-5 record and qualify for playoffs as a wild card entry. Team posts road playoff victories over Philadelphia and N.Y. Giants before losing to San Francisco in NFC Championship game. Rams' 13 wins are the most since 1978. Jim Everett becomes the first player in club history to pass for over 4,000 yards (4,310), while receivers Henry Ellard (1,382 yds.) and Flipper Anderson (1,146) are the first two receivers to gain over 1,000 yards in the same season. Anderson also sets NFL record with 336 receiving yards on 15 catches vs. New Orleans. Safety Vince Newsome tops defense with 89 tackles while Linebacker Kevin Greene registers 16.5 quarterback sacks. Jerry Gray, Kevin Greene, Tom Newberry, Jackie Slater, Doug Smith and Ellard make the Pro Bowl. Gray returns interception for a touchdown and is named the game's Most Valuable Player. Slater is named NFC Offensive Lineman of Year for third straight season and fifth time in career. Slater, Newberry, Greene, Gary and Mike Lansford are All-Pro first team picks.

1990 Henry Ellard, (most receptions with 412 and yards with 7,037), and Jackie Slater (most games played with 209) both set Ram records as the team posts a disappointing 5-11 record. Ellard and Willie "Flipper" Anderson also become first receivers in Rams history to have consecutive 1,000-yard receiving seasons, a feat only two other NFL teams have accomplished. Rams spoil 49ers attempt to break NFL record of consecutive wins by beating San Francisco at Candlestick, 28-17. Jackie Slater and Jim Everett represent the NFC in the Pro Bowl.



Rams featured All-Pro linemen Joe Scibelli (71) and Charlie Cowan (73) in 1970s.



QB Roman Gabriel led Rams in decades of '60s and '70s.

1991 Rams suffer through one of the most disappointing seasons in their history by finishing with a 3-13 record. The franchise loses a record 10 games in a row to finish the season. John Robinson resigns as head coach prior to the club's last regular season game. Tackle Jackie Slater becomes the first player in Ram history to play 16 seasons. Rams fail to have a player named to the NFL Pro Bowl for the first time since the game's inception in 1950. Versatile Robert Delpino earns first team All-Pro honors as receiver-back.

1992 Rams hire former head coach Chuck Knox (1973-77) as head coach, replacing John Robinson. Rams select DT Sean Gilbert, from the University of Pittsburgh with third choice in the first round. By doubling its victory total from the previous year Los Angeles finishes 6-10. Rams deal eventual Super Bowl XXVII champion Dallas only loss at home 27-23 and set club record by overcoming a 24-point deficit in 31-27 win at Tampa Bay. Kevin Greene is named to All-Pro first team.

1993 NFL and Player Association representatives agree on a new free agency system for players with 5 years or more experience. Rams name Jim Everett and Sean Gilbert as transition players, giving Los Angeles the first right of refusal once their contracts expire. Rams select RB Jerome Bettis, from the University of Notre Dame with the 10th pick in the first round and he earns rookie of the year honors after rushing for 1,429 yards (2nd in NFL) including 212 yards at New Orleans in 23-20 Rams' victory. Bettis and DT Sean Gilbert, who led team with 10.5 quarterback sacks, become first Rams since 1990 to appear in Pro Bowl. Bettis becomes only second player in team history to win Rookie of the Year honors. Both Bettis and Gilbert receive first team All-Pro accolades.

1994 Rams endure an active off-season of change in which club signs several free agents, including QB Chris Miller of Atlanta and DT Jimmie Jones of Dallas, and trades QB Jim Everett. Rams trade down in draft and have 10

choices in first six rounds and seven in first three. Auburn T Wayne Gandy is club's first choice on May 3, Rams exercise a clause in their lease with city of Anaheim that allows the club to terminate lease within 15 months. Rams become first team ever to shutout Joe Montana with 16-0 win over Kansas City at Arrowhead Stadium. Team suffers its fifth consecutive losing season after dropping final seven games. Jerome Bettis finishes with 1,025 yards and earns second Pro Bowl invitation, becoming first Ram player to do so since Jackie Slater in 1990. Chuck Knox is relieved of his coaching duties at end of season.

1995 Frontiere moves franchise to St. Louis after 49 years in Southern California. NFL owners approve team's relocation effort with 23-6-1 vote on April 12, bringing NFL football back to St. Louis after eight year absence. League owners originally block proposed move with 3-21-6 vote on March 15. Rams hire Steve Ortmayer as Vice President for Football Operations and former Oregon coach Rich Brooks as 19th head coach in team history. After signing several free agents, including LB Carlos Jenkins, CB Anthony Parker and QB Mark Rypien, Rams make Florida DE Kevin Carter their number one draft choice. Rams greet St. Louis with 4-0 record to start season. Isaac Bruce produces record-breaking year with 119 receptions for 1,781 yards, while D'Marco Farr finishes eighth in NFL with 11.5 sacks. Bruce is named recipient of Daniel F. Reeves award as team's most valuable player and receives All-Pro recognition from Sports Illustrated. Jackie Slater becomes first player in NFL history to play 20 seasons with one team by starting against Carolina. Chris Miller announces retirement during offseason due to concussion problems.

1996 Rams complete busy offseason by signing several free agents, including DE Leslie O'Neal and LB Robert Jones. Rams trade DE Sean Gilbert to Washington for sixth overall pick in 1996 draft and later swap RB Jerome Bettis to Pittsburgh for second round selection in 1996 and fourth round pick in 1997. Rams receive high praise for producing one of league's top drafts. They upgrade

offense by selecting Nebraska RB Lawrence Phillips and LSU WR Eddie Kennison in first round and Michigan State QB Tony Banks in second. Team moves into state-of-the-art administration and practice facility in June. S Keith Lyle ties for NFL lead in interceptions with 9.

1997 Rams celebrate club's 60th anniversary of professional football. On January 20, Dick Vermeil is hired as head coach and President of Football Operations, replacing Rich Brooks. Vermeil replaces Steve Ortmyer with Lynn Stiles as Vice-President/Football Operations. Vermeil quickly assembles experienced staff of five former professional football head coaches, including Mike White, Bud Carson, Jim Hanifan, Frank Gansz and Dick Coury. Vermeil trades four picks with New York Jets in exchange for first

pick in 1997 NFL draft. Rams select offensive tackle Orlando Pace first overall. St. Louis signs free agents K Jeff Wilkins, FB Craig Heyward and LB Michael Jones. CB Ryan McNeil leads league with 9 interceptions.

1998 Rams sign several free agents, including LB Eric Hill, WR Ricky Proehl, C/G John Flannery, DT Joe Phillips and P Rick Tuten. Defensive coordinator Bud Carson announced his retirement. Coach Dick Vermeil names Peter Giunta and John Bunting co-defensive coordinators with Giunta also gaining title of assistant head coach. Rams draft DE Grant Wistrom and RB Robert Holcombe in first two rounds of 1998 NFL Draft. Rams sign two-year agreement with Western Illinois University as training camp site.



The Rams' 1995 Trans World Dome opener was against Carolina Panthers.



SIDELINES



1997 ATTENDANCE

PRESEASON

	Home		Away
Arizona Cardinals	56,799	Minnesota Vikings	36,971
Kansas City Chiefs	63,936	Dallas Cowboys	60,402
	120,735		97,373

REGULAR SEASON

	Home		Away
New Orleans Saints	64,575	Denver Broncos	74,338
San Francisco 49ers	64,630	Oakland Raiders	42,506
New York Giants	64,642	San Francisco 49ers	63,825
Seattle Seahawks	64,819	Atlanta Falcons	36,583
Kansas City Chiefs	64,864	Green Bay Packers	60,093
Atlanta Falcons	64,299	Washington Redskins	74,772
Carolina Panthers	64,609	New Orleans Saints	54,803
Chicago Bears	66,030	Carolina Panthers	58,101
	518,468		465,021

TOTAL ATTENDANCE (20 Games)	1,201,597	Average:	60,080
LEAGUE GAME TOTAL (16 Games)	983,489	Average:	61,468
TRANS WORLD DOME GAME TOTAL (8 Games)	518,468	Average:	64,809

ATTENDANCE RECORDS

Game and Season Attendance Figures

One Season	1,364,327	(1989 - 20 games)
Regular Season	994,574	(1980 - 16 games)
Home Season	840,799	(1975 - 13 games)
Home Regular Season	535,194	(1974 - 7 games)
	518,468	(1997 - 8 games)
	502,084	(1958 - 6 games)
Preseason Game	95,985	(1951 vs. Redskins)
Regular Season Game	102,368	(1957 vs. 49ers)
Away League Game	84,870	(1988 at Raiders)
Postseason Game	103,985	(Super Bowl XIV - Pasadena, Calif.)

Largest Trans World Dome Attendance

*66,030	(1997 vs. Chicago)
65,598	(1995 vs. Carolina)
*largest sports attendance in St. Louis history	

Largest Busch Stadium Attendance

59,915	(1995 vs. San Francisco)
--------	--------------------------

Largest Anaheim Stadium Attendance

67,959	(1989 vs. 49ers)
67,037	(1984 vs. Giants)
66,676	(1985 vs. Raiders)

Largest Los Angeles Memorial Coliseum Attendance

102,368	(1957 vs. 49ers)
100,470	(1958 vs. Bears)
100,202	(1958 vs. Colts)

REGULAR SEASON ATTENDANCE FIGURES

Year	Yearly Totals				Home Totals			Away Totals		
	Att.	Games	Avg.	Att.	Games	Avg.	Att.	Games	Avg.	
1980	994,574	16	62,160	500,403	8	62,550	494,171	8	61,771	
1981	958,577	16	59,911	484,024	8	60,503	474,553	8	59,319	
1982	472,733	9	52,525	258,451	5	51,690	214,282	4	53,571	
1983	869,139	16	54,321	422,239	8	52,780	446,900	8	55,863	
1984	860,135	16	53,758	435,637	8	54,455	424,498	8	53,062	
1985	885,687	16	55,355	448,068	8	56,009	437,619	8	54,702	
1986	949,083	16	59,317	474,282	8	59,285	474,801	8	59,350	
1987	660,074	15	44,004	331,690	7	47,384	328,384	8	41,048	
1988	951,304	16	59,456	435,749	8	54,467	515,555	8	64,444	
1989	926,926	16	57,932	470,770	8	58,846	456,156	8	57,020	
1990	935,512	16	58,470	479,356	8	59,919	456,521	8	57,065	
1991	935,263	16	58,454	412,685	8	51,586	522,578	8	65,322	
1992	871,135	16	54,445	382,486	8	47,810	488,649	8	61,081	
1993	795,401	16	49,718	363,211	8	45,401	432,190	8	54,024	
1994	791,657	16	49,479	338,497	8	42,312	453,160	8	56,645	
1995	942,921	16	58,933	496,486	8	62,061	446,435	8	55,804	
1996	890,348	16	55,646	484,896	8	60,612	405,452	8	50,682	
1997	983,489	16	61,468	518,468	8	64,809	465,021	8	58,128	
Total	15,673,958	280	55,978	7,737,398	140	55,267	7,936,560	140	56,690	

PRIME TIME RAMS



YEAR	DATE	OPPONENT	SCORE	W/L	ATTENDANCE
1970	Mon., Oct. 26	at Minnesota (ABC)	3-13	L	47,900
1970	Mon., Dec. 14	Detroit (ABC)	23-28	L	79,441
1971	Mon., Nov. 8	at Baltimore (ABC)	17-24	L	57,722
1971	Mon., Dec. 13	Washington (ABC)	24-38	L	80,402
1972	Mon., Dec. 4	at San Francisco (ABC)	26-16	W	61,214
1973	Mon., Dec. 10	New York Giants (ABC)	40-6	W	73,328
1974	Mon., Nov. 4	at San Francisco (ABC)	15-13	W	57,502
1974	Mon. Dec. 9	Washington (ABC)	17-23	L	87,313
1975	Mon., Nov. 3	at Philadelphia (ABC)	42-3	W	64,601
1975	Sat., Dec. 20	Pittsburgh	10-3	W	69,389
1976	Mon., Oct. 11	San Francisco (ABC)	0-16	L	80,532
1976	Mon., Nov. 8	at Cincinnati (ABC)	12-20	L	52,480
1976	Sat., Dec. 11	at Detroit (ABC)	20-17	W	73,470
1977	Mon., Oct. 10	at Chicago (ABC)	23-24	L	51,412
1977	Mon., Oct. 24	Minnesota (ABC)	35-3	W	62,414
1978	Mon., Oct. 30	at Atlanta (ABC)	7-15	L	57,250
1978	Mon., Dec. 11	Cincinnati (ABC)	19-20	L	47,471
1979	Thur., Sept. 6	at Denver (ABC)	13-9	W	74,884
1979	Sun., Oct. 10	at Dallas (ABC)	6-30	L	64,462
1979	Mon., Nov. 19	Atlanta (ABC)	20-14	W	54,097
1980	Thur., Sept. 11	at Tampa Bay (ABC)	9-10	L	66,576
1980	Mon., Nov. 24	at New Orleans (ABC)	27-7	W	53,448
1980	Mon., Dec. 15	Dallas (ABC)	38-14	W	65,154
1981	Mon., Sept. 28	at Chicago (ABC)	24-7	W	62,461
1981	Sun., Oct. 18	at Dallas (ABC)	17-29	L	64,649
1981	Mon., Dec. 14	Atlanta (ABC)	21-16	W	57,054
1982	Thur., Dec. 2	San Francisco (ABC)	24-30	L	58,754*
1983	Mon., Nov. 14	at Atlanta (ABC)	36-13	W	31,203
1984	Mon., Sept. 3	Dallas (ABC)	13-20	L	65,403*
1984	Mon., Oct. 22	at Atlanta (ABC)	24-10	W	52,861*
1984	Fri., Dec. 14	at San Francisco (ABC)	16-19	L	59,743*
1985	Mon., Sept. 23	at Seattle (ABC)	35-24	W	63,292*
1985	Mon. Dec. 9	at San Francisco (ABC)	27-20	W	60,581
1985	Mon. Dec. 23	Los Angeles Raiders (ABC)	6-16	L	66,676*
1986	Mon., Nov. 3	at Chicago (ABC)	20-17	W	64,877*
1986	Fri., Dec. 19	at San Francisco (ABC)	14-24	L	60,366*
1987	Mon., Oct. 26	at Cleveland (ABC)	17-30	L	76,933*
1987	Mon., Nov. 23	at Washington (ABC)	30-26	W	53,614*
1987	Mon., Dec. 21	Dallas (ABC)	21-29	L	64,949*
1987	Sun., Dec. 27	at San Francisco (ESPN)	0-48	L	57,950*
1988	Mon., Dec. 5	Chicago (ABC)	23-3	W	65,579*
1988	Sun., Dec. 18	at San Francisco (ESPN)	38-16	W	62,444*
1989	Mon., Oct. 16	at Buffalo (ABC)	20-23	L	76,231*
1989	Sun., Nov. 26	at New Orleans (ESPN)	20-17	W	64,274*
1989	Mon., Dec. 11	San Francisco (ABC)	27-30	L	67,959*
1990	Sun., Oct. 14	at Chicago (TNT)	9-38	L	59,383*
1990	Mon., Oct. 29	at Pittsburgh (ABC)	10-41	L	56,466*
1990	Mon., Dec. 17	San Francisco (ABC)	10-26	L	65,619*
1990	Mon., Dec. 31	at New Orleans (ABC)	17-20	L	68,647*
1991	Sun., Sept. 15	at New Orleans (TNT)	7-24	L	68,583*
1991	Mon., Nov. 25	San Francisco (ABC)	10-33	L	61,881*
1991	Sun., Dec. 22	at Seattle (ESPN)	9-23	L	51,100*
1992	Sun., Oct. 11	at New Orleans (TNT)	10-13	L	68,591*
1992	Sun., Dec. 6	at Tampa Bay (ESPN)	31-27	W	38,387
1993	Thur., Oct. 14	at Atlanta (TNT)	24-30	L	45,231
1994	Sun., Nov. 20	at San Francisco (ESPN)	27-31	L	62,774*
1995	Thur., Oct. 12	Atlanta (TNT)	21-19	W	59,700*
1996	Sun., Nov. 24	Green Bay (ESPN)	9-24	L	61,499*
1997	Sun. Dec. 14	Chicago (ESPN)	10-13	L	66,030*

TOTALS:

17-20	Monday Night (11-9 road) (6-11 home)
2-3	Thursday Night (1-2 road) (1-1 home)
0-2	Friday Night (0-2 road)
2-0	Saturday Night (1-0 road) (1-0 home)
3-10	Sunday Night (3-8 road) (0-2 home)

*sellout

PRIME TIME RAMS :

24-35



TRAINING CAMP

For the third consecutive year, the St. Louis Rams will hold their 1998 Training Camp at Western Illinois University in Macomb. Rams Advance Camp begins July 18, when rookies, quarterbacks and selected veterans report. The remainder of the team will arrive July 23. The Rams will break camp on Wednesday, August 19.

The tentative daily schedule includes morning and afternoon practices, which are open to the public. The Rams are scheduled to travel to Champaign, Illinois, for three days of practice (July 30 - August 1) with the Indianapolis Colts at the University of Illinois.

Western Illinois represents the 13th training camp location for the Rams since 1937. The Rams attracted more than 19,000 fans in Macomb in 1997.

TRAINING CAMP FACTS

- LOCATION:** Western Illinois University, Macomb, Illinois.
Western is located approximately 160 miles north of St. Louis and can be reached by way of Alton, Illinois, proceeding on Highway 67 through Jacksonville and Beardstown. In Macomb, proceed north on Highway 67 and turn left at University Drive, which runs into campus.
- DATES:** Rookies, quarterbacks and selected veterans report on July 18. Full squad workouts begin July 24 and run through August 19.
- MACOMB:** Macomb is a community of about 20,000 persons in the hub of the West Central Illinois heartland. The university has a student population of 12,500, including 2,000 out-of-state and 550 foreign students.
- PRACTICES:** Rams practice sessions are open to the public and are free of charge.
- INFORMATION:** Further information about Rams training camp can be obtained by calling the Rams in St. Louis at 314-516-8790 or in Macomb at (309) 298-RAMS or 1-888-2-GO-RAMS.

TRAINING CAMP LOCATIONS (1937-98)

1937	Lake Erie College for Women, Painesville, Oh.
1938-41	Baldwin Wallace College, Berea, Oh.
1942, '44	Hiram College, Hiram, Oh.
1943	Suspended operations (World War II)
1945	Bowling Green University, Bowling Green, Oh.
1946	Compton College, Compton, Ca.
1947-48	Loyola University, Los Angeles, Ca.
1949-60	University of Redlands, Redlands, Ca.
1961-66	Chapman College, Orange, Ca.
1967-71	California State-Fullerton, Fullerton, Ca.
1972	California State-Long Beach, Long Beach, Ca.
1973-90	California State-Fullerton, Fullerton, Ca.
1991-92	University of California- Irvine, Irvine, Ca.
1993	California State-Fullerton, Fullerton, Ca.
1994	University of California- Irvine, Irvine, Ca.
1995	Maryville University, St. Louis
1996-98	Western Illinois University, Macomb, Il.

TRANS WORLD DOME



TRANS WORLD DOME DIMENSIONS



Opened:

November 12, 1995 (Rams vs. Carolina)

Seating Capacity:

66,000. The first 14 rows are retractable seats to provide space for meetings and trade shows.

Size:

205 feet high, 14 acres wide. The 12.5 acre roof structure weighs 10.4 million pounds. There were 262 miles, or 64,000 yards, of concrete used.

Turf:

Magic Carpet Astro Turf. There are 73,000 square feet of turf, weighing 100,000 pounds. Hydraulic winches pull the Astro Turf carpet out of a pit beneath the concrete floor. An air blower system blows air between the floor and carpet to reduce the friction of the turf being dragged across the Dome floor. After use, the turf is rolled up by the drive roll machinery in the pit. Football-ready setup time takes approximately three hours using the Magic Carpet system.

Cost:

\$280 million

Stadium Club:

Largest in the country. The Club Level has 42,500 square feet of bars, food service and hospitality space. No other stadium dedicates an entire concourse to its stadium club.

Scoreboard System:

Sony JumboTron, White Way Matrix Scoreboard. The two Sony JumboTrons stand 20 feet high and 26 feet wide and weigh 10,800 pounds. The system consumes a maximum of 62,330 watts of electricity.

Restrooms:

There are 968 public toilets, including 478 for women, 481 for men, and nine family restrooms.




RAMS PARK TRAINING FACILITY QUICK FACTS

- Rams Park Officially Opened: June 20, 1996
- The 80-yard indoor domed practice field is 68,000 total square feet, largest in the NFL, rising 65 feet high.
- Located behind the building are three standard size football fields.
- Built by Clayco Construction Co., with O'Toole Design Associates serving as Interior Decorator.
- Next to the indoor facility is the 90,000 square-foot office building which includes:
 - 6,000 square-foot weight and training room
 - half-court basketball floor
 - two racquetball courts
 - spas, swimming pool, sauna, and steam room
 - 40-foot high lobby
 - 120-seat auditorium and 16 meeting rooms.

Indoor Practice Field

The largest indoor practice field in the NFL dwarfs players during a practice session.



RADIO NETWORK



Gary Bender
Play-by-Play



Jack Snow
Analyst

1998 ST. LOUIS RAMS ON RADIO

For the fourth consecutive year, the Voice of the Rams tandem of Gary Bender and Jack Snow anchor Rams' game day broadcasts on flagship radio station 93.7 KSD-FM. KSD Sports Director Steve Schlanger reports from the sidelines to compliment Bender's call of the play-by-play action and expert commentary from Snow.

Bender, a 24-year veteran of network television broadcasting, joined the Rams' broadcasts in 1995. Among his numerous broadcasting assignments include play-by-play announcer of college basketball's Final Four, ABC's Monday Night Baseball and Sunday Night Football on TNT. Bender also is the play-by-play voice of the NBA's Phoenix Suns' cable television broadcasts.

Snow enjoyed an 11-year career with the Rams at wide receiver. He currently ranks third in team history in receiving yards and fourth in career receptions. Snow also had a stint with the Rams in the coaching ranks, coaching receivers in 1982. He was a first-round draft choice in 1965 out of Notre Dame by the Minnesota Vikings before being traded to the Rams.

The Voice of the Rams - 93.7 KSD broadcast game day includes a two-hour pre and post-game show including live locker room interviews with players and coaches, and an exclusive "First Five" with Head Coach Dick Vermeil immediately following each game.

Additional Rams' programming on 93.7 KSD includes On-Line with Dick Vermeil each Monday night, the Rams' Rockin' Rally on Thursday and daily Rams Reports. 93.7 KSD is St. Louis' home of Classic Rock 'n Roll. Game day broadcasts may also be heard on FANS 590 KFNS-AM, or on one of the over 30 affiliate stations of the Rams Radio Network.

THE ST. LOUIS RAMS RADIO NETWORK

MISSOURI: Bowling Green, KPCR (1530 AM, 94.1 FM); Cape Girardeau, KGIR (1220 AM); Caruthersville, KCRV (1370 AM); Columbia, KTGR (1580 AM); Dexter, KDEX (1590 AM, 102.3 FM); Farmington, KREI (800 AM); Jefferson City, KWOS (1240 AM); Joplin, KMOQ (107.1 FM); Lebanon, KJEL (103.7 FM); Malden, KMAL (1470 AM, 92.9 FM); Monett, KKBL (95.9 FM); Poplar Bluff, KWOC (930 AM); Rolla, KTTR (99.7 FM); St. Louis, KSD (590 AM, 93.7 FM); Sikeston, KSIM (1400 AM); Springfield, KWTO (560 AM); Washington, KSLQ (1350 AM, 104.5 FM); Waynesville, KJPW (1390 AM, 102.3 FM); West Plains, KWPM (1450 AM).

ILLINOIS: Carbondale, WOOZ (99.9 FM); Macomb, WKAI (100.1 FM); Quincy, WGEM (105.1 FM); Salem, WJBD 100.1 FM); Virginia WVIL (101.3 FM)

IOWA: Burlington, KBUR (1490 AM).

KANSAS: Baxter Springs, KMOQ (107.1 FM)

KENTUCKY: Benton, WCBL (1290 AM).



93.7 KSD



ST. LOUIS RAMS FOUNDATION

Upon their arrival in 1995, the Rams established an outreach program to involve themselves in the St. Louis community. Since that time, the Rams have taken an active role in the community by supporting thousands of organizations in the bi-state area. The St. Louis Rams Foundation grew out of this commitment to the people of St. Louis and was formally established in June, 1997 as a separate nonprofit arm of the Rams' community outreach program.

The Foundation's mission is to support efforts and organizations that inspire positive change in the greater St. Louis area with an emphasis on youth. With a focus on program funding, Rams' owners Georgia Frontiere and Stan Kroenke have committed to donating more than \$1 million to groups throughout the region over the next four years. Preference will be given to programs that impact youth, particularly in the areas of education, literacy, health and recreation.

Awarded in spring 1998, the first grants from the Rams Foundation totaled more than \$140,000 with programs ranging from enabling high school students to shadow business leaders through a newly created Future Executives program to providing school clothes and supplies for city school children.

"One of the goals of the Rams and my personal goal has always been the education and well-being of all our children," said Mrs. Frontiere. "Through our Foundation and continued community involvement, we will strive to provide opportunities for youth so they may make their dreams a reality. Youth are our future and we are so proud to support some outstanding organizations that make a difference."

Grant applications are reviewed bi-annually with deadlines of January 1 and July 1. Creative approaches that include a combination of financial and non-financial assistance are welcomed. For more information on the St. Louis Rams Foundation and/or for an application call Executive Director Allison Collinger at 314/516-8788.

ST. LOUIS RAMS FOUNDATION "PARTNERS" SPRING 1998

Aim High St. Louis
 Adventures in Motivation
 American Camping Association
 Assistance League of St. Louis
 Big Brothers/Big Sisters of Greater St. Louis
 Boys and Girls Town of Missouri
 Boys' Club of St. Louis
 Children's Center for Behavioral Development
 Do the Right Thing of Greater St. Louis
 Epworth Children and Family Center
 Frieden Haus
 George Washington Carver House
 Girl's, Inc.
 Great St. Louis Kite Festival
 Heart of Missouri Girl Scout Council
 Jason Struble Memorial Scholarship

Magic House
 Make a Wish Foundation of Metro St. Louis
 Mastodon Regional Art and Science Fair
 Missouri Legislative Black Caucus Foundation
 Missouri Special Olympics
 National Council on Youth Leadership
 Ronald McDonald House
 St. Louis Children's Hospital
 St. Louis Regional Quality Institute
 St. Louis Sports Commission
 St. Louis Zoo
 United Negro College Fund
 United Services
 Wildlife Rehabilitation Clinic
 YMCA of Greater St. Louis/Downtown YMCA
 Young Audiences



St. Louis **RAMS** FOUNDATION

First and goal for youth

1998 NFL SCHEDULE



THE FEARSOME FOURSOME (from left): Lamar Lundy, Rosey Grier, Merlin Olsen and Deacon Jones.

FIRST WEEK (All Times Local)

Sunday, September 6 (CBS-TV National Weekend)

Arizona at Dallas	3:05
Atlanta at Carolina	1:01
Buffalo at San Diego	1:15
Detroit at Green Bay	12:01
Jacksonville at Chicago	12:01
Miami at Indianapolis	3:15
New Orleans at St. Louis	12:01
New York Jets at San Francisco	1:15
Pittsburgh at Baltimore	1:01
Seattle at Philadelphia	1:01
Tampa Bay at Minnesota	12:01
Tennessee at Cincinnati	1:01
Washington at New York Giants	1:01
Oakland at Kansas City	(ESPN) 7:20

Monday, September 7

New England at Denver	(ABC) 6:20
-----------------------------	------------

SECOND WEEK

Sunday, September 13 (FOX-TV National Weekend)

Arizona at Seattle	1:15
Baltimore at New York Jets	1:01
Buffalo at Miami	1:01
Carolina at New Orleans	12:01
Chicago at Pittsburgh	1:01
Cincinnati at Detroit	1:01
Dallas at Denver	2:15
Kansas City at Jacksonville	1:01
Minnesota at St. Louis	12:01
New York Giants at Oakland	1:15
Philadelphia at Atlanta	1:01
San Diego at Tennessee	12:01
Tampa Bay at Green Bay	12:01
Indianapolis at New England	(ESPN) 8:20

Monday, September 14

San Francisco at Washington	(ABC) 8:20
-----------------------------------	------------

THIRD WEEK

Sunday, September 20 (CBS-TV National Weekend)

(Open Dates: Atlanta, Carolina, New Orleans, San Francisco)

Baltimore at Jacksonville	4:15
Chicago at Tampa Bay	4:05
Denver at Oakland	1:15
Detroit at Minnesota	12:01
Green Bay at Cincinnati	1:01
Indianapolis at New York Jets	1:01
Pittsburgh at Miami	1:01

St. Louis at Buffalo

1:01	
San Diego at Kansas City	12:01
Tennessee at New England	1:01
Washington at Seattle	1:05
Philadelphia at Arizona	(ESPN) 5:20

Monday, September 21

Dallas at New York Giants	(ABC) 8:20
---------------------------------	------------

FOURTH WEEK

Sunday, September 27 (FOX-TV National Weekend)

(Open Dates: Buffalo, Miami, New England, New York Jets)

Arizona at St. Louis	12:01
Atlanta at San Francisco	1:15
Denver at Washington	1:01
Green Bay at Carolina	1:01
Jacksonville at Tennessee	12:01
Kansas City at Philadelphia	1:01
Minnesota at Chicago	3:15
New Orleans at Indianapolis	12:01
New York Giants at San Diego	1:15
Oakland at Dallas	12:01
Seattle at Pittsburgh	4:05



DE Jack Youngblood, seven-time Pro Bowler

Cincinnati at Baltimore(ESPN) 8:20
Monday, September 28
 Tampa Bay at Detroit(ABC) 8:20

FIFTH WEEK

Sunday, October 4 (FOX-TV National Weekend)
 (Open Dates: Baltimore, Cincinnati, Jacksonville, Pittsburgh, **St. Louis**, Tennessee)
 Carolina at Atlanta 1:01
 Dallas at Washington 1:01
 Detroit at Chicago..... 12:01
 Miami at New York Jets 1:01
 New England at New Orleans 12:01
 New York Giants at Tampa Bay 4:15
 Oakland at Arizona 1:05
 Philadelphia at Denver 2:15
 San Diego at Indianapolis 12:01
 San Francisco at Buffalo 1:01
 Seattle at Kansas City.....(ESPN) 7:20
Monday, October 5
 Minnesota at Green Bay.....(ABC) 7:20

SIXTH WEEK

Sunday, October 11 (CBS-TV National Weekend)
 (Open Dates: Detroit, Green Bay, Minnesota, Tampa Bay)
 Buffalo at Indianapolis..... 12:01
 Carolina at Dallas 12:01
 Chicago at Arizona 1:05
 Denver at Seattle 1:15
 Kansas City at New England..... 1:01
New York Jets at St. Louis 3:15
 Pittsburgh at Cincinnati..... 1:01
 San Diego at Oakland 1:15
 San Francisco at New Orleans 12:01

Tennessee at Baltimore 1:01
 Washington at Philadelphia 1:01
 Atlanta at New York Giants(ESPN) 8:20
Monday, October 12
 Miami at Jacksonville(ABC) 8:20

SEVENTH WEEK

Thursday, October 15 (FOX-TV National Weekend)
 (Open Dates: Denver, Kansas City, Oakland, Seattle)
 Green Bay at Detroit.....(ESPN) 8:20
Sunday, October 18
 Arizona at New York Giants 1:01
 Baltimore at Pittsburgh 1:01
 Carolina at Tampa Bay 1:01
 Cincinnati at Tennessee..... 12:01
 Dallas at Chicago 3:15
 Indianapolis at San Francisco 1:05
 Jacksonville at Buffalo..... 1:01
 New Orleans at Atlanta 1:01
 Philadelphia at San Diego 1:15
St. Louis at Miami 4:15
 Washington at Minnesota 12:01
Monday, October 19
 New York Jets at New England(ABC) 8:20

EIGHTH WEEK

Sunday, October 25 (CBS-TV National Weekend)
 (Open Dates: Arizona, Dallas, Indianapolis, New York Giants, Philadelphia, Washington)
 Atlanta at New York Jets 1:01
 Baltimore at Green Bay..... 12:01
 Chicago at Tennessee 3:05
 Cincinnati at Oakland 1:15
 Jacksonville at Denver 2:15
 Minnesota at Detroit..... 1:01
 New England at Miami 1:01
San Francisco at St. Louis 12:01
 Seattle at San Diego 1:15
 Tampa Bay at New Orleans 12:01
 Buffalo at Carolina(ESPN) 8:20
Monday, October 26
 Pittsburgh at Kansas City(ABC) 7:20

NINTH WEEK

Sunday, November 1 (FOX-TV National Weekend)
 (Open Dates: Chicago, San Diego)
 Arizona at Detroit 1:01
 Denver at Cincinnati 1:01
 Jacksonville at Baltimore..... 1:01
 Miami at Buffalo 1:01
 Minnesota at Tampa Bay..... 1:01
 New England at Indianapolis 1:01
 New Orleans at Carolina..... 1:01
 New York Giants at Washington 1:01
 New York Jets at Kansas City 3:05
St. Louis at Atlanta 1:01
 San Francisco at Green Bay 3:15
 Tennessee at Pittsburgh 1:01
 Oakland at Seattle(ESPN) 5:20

Monday, November 2

Dallas at Philadelphia(ABC) 8:20

TENTH WEEK

Sunday, November 8 (CBS-TV National Weekend)

Atlanta at New England1:01
 Buffalo at New York Jets4:15
 Carolina at San Francisco1:01
 Cincinnati at Jacksonville1:01
 Detroit at Philadelphia1:01
 Indianapolis at Miami1:01
 Kansas City at Seattle1:15
 New Orleans at Minnesota12:01
 New York Giants at Dallas12:01
 Oakland at Baltimore1:01
St. Louis at Chicago12:01
 San Diego at Denver2:15
 Washington at Arizona2:05
 Tennessee at Tampa Bay.....(ESPN) 8:20

Monday, November 9

Green Bay at Pittsburgh.....(ABC) 8:20

ELEVENTH WEEK

Sunday, November 15 (FOX-TV National Weekend)

Baltimore at San Diego1:05
 Cincinnati at Minnesota12:01
 Dallas at Arizona2:15
 Green Bay at New York Giants4:15
 Miami at Carolina1:01
 New England at Buffalo1:01
 New York Jets at Indianapolis1:01
 Philadelphia at Washington1:01
 Pittsburgh at Tennessee12:01
St. Louis at New Orleans12:01
 San Francisco at Atlanta1:01
 Seattle at Oakland1:05
 Tampa Bay at Jacksonville4:15
 Chicago at Detroit(ESPN) 8:20

Monday, November 16

Denver at Kansas City(ABC) 7:20

TWELFTH WEEK

Sunday, November 22 (CBS-TV National Weekend)

Arizona at Washington1:01
 Baltimore at Cincinnati4:15
Carolina at St. Louis3:05
 Chicago at Atlanta1:01
 Detroit at Tampa Bay1:01
 Green Bay at Minnesota12:01
 Indianapolis at Buffalo.....1:01
 Jacksonville at Pittsburgh1:01
 Kansas City at San Diego1:15
 New York Jets at Tennessee3:15
 Oakland at Denver2:15
 Philadelphia at New York Giants1:01
 Seattle at Dallas12:01
 New Orleans at San Francisco(ESPN) 5:20

Monday, November 23

Miami at New England.....(ABC) 8:20

THIRTEENTH WEEK

Thursday, November 26 (FOX-TV National Weekend)

Minnesota at Dallas(FOX) 3:05
 Pittsburgh at Detroit.....(CBS) 12:35

Sunday, November 29

Arizona at Kansas City12:01
Atlanta at St. Louis12:01
 Buffalo at New England4:05
 Carolina at New York Jets.....1:01
 Indianapolis at Baltimore1:01
 Jacksonville at Cincinnati1:01
 New Orleans at Miami1:01
 Philadelphia at Green Bay.....3:15
 Tampa Bay at Chicago12:01
 Tennessee at Seattle1:05
 Washington at Oakland.....1:15
 Denver at San Diego.....(ESPN) 5:20



1951 Division Title clinched.

Monday, November 30

New York Giants at San Francisco ..(ABC) 5:20

FOURTEENTH WEEK

Thursday, December 3 (CBS-TV National Weekend)

St. Louis at Philadelphia(ESPN) 8:20

Sunday, December 6

Baltimore at Tennessee3:15

Buffalo at Cincinnati1:01

Dallas at New Orleans12:01

Detroit at Jacksonville.....1:01

Indianapolis at Atlanta1:01

Kansas City at Denver.....2:15

Miami at Oakland1:15

New England at Pittsburgh.....1:01

New York Giants at Arizona2:05

San Diego at Washington1:01

San Francisco at Carolina1:01

Seattle at New York Jets.....1:01

Chicago at Minnesota.....(ESPN) 7:20

Monday, December 7

Green Bay at Tampa Bay(ABC) 8:20

FIFTEENTH WEEK

Sunday, December 13 (FOX-TV National Weekend)

Arizona at Philadelphia1:01

Atlanta at New Orleans12:01

Chicago at Green Bay12:01

Cincinnati at Indianapolis1:01

Dallas at Kansas City3:15

Denver at New York Giants1:01

Minnesota at Baltimore.....4:15

New England at St. Louis12:01

Oakland at Buffalo1:01

Pittsburgh at Tampa Bay1:01

San Diego at Seattle1:05

Tennessee at Jacksonville1:01

Washington at Carolina.....1:01

New York Jets at Miami(ESPN) 8:20

Monday, December 14

Detroit at San Francisco(ABC) 5:20

SIXTEENTH WEEK

Saturday, December 19 (FOX-TV National Weekend)

New York Jets at Buffalo.....(CBS) 12:35

Tampa Bay at Washington(FOX) 4:05

Sunday, December 20

Atlanta at Detroit1:01

Baltimore at Chicago.....12:01

Cincinnati at Pittsburgh.....1:01

Indianapolis at Seattle.....1:05

Kansas City at New York Giants1:01

New Orleans at Arizona2:15

Oakland at San Diego1:05

Philadelphia at Dallas3:15

St. Louis at Carolina1:01



The glare of DT Deacon Jones.

San Francisco at New England1:01

Tennessee at Green Bay12:01

Jacksonville at Minnesota.....(ESPN) 7:20

Monday, December 21

Denver at Miami(ABC) 8:20

SEVENTEENTH WEEK

Saturday, December 26 (CBS-TV National Weekend)

Kansas City at Oakland(CBS) 1:05

Minnesota at Tennessee(FOX) 11:35 A.M.

Sunday, December 27

Buffalo at New Orleans.....12:01

Carolina at Indianapolis.....1:01

Detroit at Baltimore1:01

Green Bay at Chicago12:01

Miami at Atlanta1:01

New England at New York Jets1:01

New York Giants at Philadelphia4:05

St. Louis at San Francisco1:05

San Diego at Arizona2:15

Seattle at Denver2:15

Tampa Bay at Cincinnati1:01

Washington at Dallas(ESPN) 7:20



Monday, December 28

Pittsburgh at Jacksonville.....(ABC) 8:20

FASHION RAM PAGE

THE FOURTH ANNUAL FASHION RAMPAGE
MONDAY, SEPTEMBER 28, 1998

St. Louis **RAMS** FOUNDATION

 First and goal for youth 

FOR MORE INFORMATION ON THE FASHION RAMPAGE OR OTHER FOUNDATION ACTIVITIES PLEASE CALL 314-982-RAMS

Color·Art

Join The Winning Team!



Color·Art
St. Louis, Missouri
314-966-2000



GRAPHIC LINKS
St. Louis, Missouri
314-305-0909



lake printing
Osage Beach, Missouri
573-346-0600



Plus Communications
Saint Louis, Missouri
314-776-1110



This Bud's for you.

<http://www.budweiser.com>
©1996 ANHEUSER-BUSCH, INC., BREWERS OF BUDWEISER® BEER, ST. LOUIS, MO

Proud Supporter of the St. Louis Rams