



# *The Tradition Continues*



**2007 Media Guide**

70 years in the NFL



# 2007 SCHEDULE

## PRESEASON

Fri.	Aug.	10	@ Minnesota Vikings (KTVI)	7:00 p.m.
<b>Sat.</b>	<b>Aug.</b>	<b>18</b>	<b>SAN DIEGO (CBS)</b>	<b>7:00 p.m.</b>
Fri.	Aug.	24	@ Oakland (KTVI)	9:00 p.m.
<b>Thurs.</b>	<b>Aug.</b>	<b>30</b>	<b>KANSAS CITY (KTVI)</b>	<b>7:00 p.m.</b>

## REGULAR SEASON

<b>Sun.</b>	<b>Sept.</b>	<b>9</b>	<b>CAROLINA (FOX)</b>	<b>Noon</b>
<b>Sun.</b>	<b>Sept.</b>	<b>16</b>	<b>SAN FRANCISCO* (FOX)</b>	<b>Noon</b>
Sun.	Sept.	23	@ Tampa Bay (FOX)	<b>Noon</b>
Sun.	Sept.	30	@ Dallas (FOX)	Noon
<b>Sun.</b>	<b>Oct.</b>	<b>7</b>	<b>ARIZONA (FOX)</b>	<b>Noon</b>
Sun.	Oct.	14	@ Baltimore (FOX)	Noon
Sun.	Oct.	21	@ Seattle (FOX)	3:15 p.m.
<b>Sun.</b>	<b>Oct.</b>	<b>28</b>	<b>CLEVELAND (CBS)</b>	<b>Noon</b>
BYE WEEK				
Sun.	Nov.	11	@ New Orleans (FOX)	<b>Noon</b>
Sun.	Nov.	18	@ San Francisco* (FOX)	3:15 p.m.
<b>Sun.</b>	<b>Nov.</b>	<b>25</b>	<b>SEATTLE* (FOX)</b>	<b>Noon</b>
<b>Sun.</b>	<b>Dec.</b>	<b>2</b>	<b>ATLANTA* (FOX)</b>	<b>Noon</b>
Sun.	Dec.	9	@ Cincinnati* (FOX)	Noon
<b>Sun.</b>	<b>Dec.</b>	<b>16</b>	<b>GREEN BAY* (FOX)</b>	<b>Noon</b>
<b>Thur.</b>	<b>Dec.</b>	<b>20</b>	<b>PITTSBURGH (NFLN)</b>	<b>7:15 p.m.</b>
Sun.	Dec.	30	@ Arizona* (FOX)	3:15 p.m.

Home games in **CAPS**

\* Subject to NFL flex scheduling

All kickoffs St. Louis time

## POSTSEASON

Sat.-Sun.	Jan.	5-6	Wildcard Weekend (NBC, CBS, and FOX)
Sat.-Sun.	Jan.	12*13	Divisional Playoffs (CBS, and FOX)
Sun.	Jan.	20	Conference Championship (CBS, and FOX)
Sun.	Feb.	3	Super Bowl XLII, Glendale, Arizona (FOX)
Sun.	Feb.	10	Pro Bowl, Honolulu, Hawaii (FOX)



More publications available at:

[www.retroseasons.com/library/](http://www.retroseasons.com/library/)

# TABLE OF CONTENTS



Table of Contents	1
Staff Directory	2-3
St. Louis Rams Honorary Advisory Board	4-5
A Winning Tradition	6
Georgia Frontiere	7-9
Stan Kroenke	10-11
Executives	12-14
Coaches	15-32
Football Operations	33-40
Administration	40-45
Staff Photos	46-48
Veteran Players	49-178
Other Rams with Pro Experience	179-182
Rookies	183-198
Rams Opponents Through 2009	199
Rosters	199-200
2006 Season	201-222
2006 Season Review	202-217
2006 Preseason Statistics	218-219
2006 Regular Season Statistics	220-221
2006 Player Participation	222
Records	223-280
All Time Leaders	224-226
Year-By-Year Leaders	227-235
Individual Records	236-246
Team Records	247-255
Rams Big Days	256-260
All-Time Playoff Leaders	261-262
Individual Playoff Records	263-267
Team Playoff Records	268-271
Individual Super Bowl Records	272-274

Team Super Bowl Records	275-277
Big Days/Playoffs	278-280
History	281-438
Coaching Records	282
70 Years of Rams Football	283-350
Postseason Game Summaries	351-378
Month-To-Month Records	379
Home & Away Records	380
Rams Overtime Games	381
Prime Time Rams	382-383
Series Results	384-388
Preseason Results	389-391
All-Time Draft Roster by School	392
Draft Choices 1937-2006	393-404
All-Time Roster	405-414
All-Time Practice Squad	415
Rams Honors	416
All-Time Honors	417-424
Hall of Fame Rams	425-427
Ring of Fame	428
Homes of the Rams	429
Rams Story	430-438
Sidelines	439-451
Attendance	440-441
Rams Training Camp Information	442
Edward Jones Dome	443
Russell Training Center	444
Rams Radio Network	445
Community Outreach	446-448
2007 NFL Schedule	449-451
Notes	452-456

## FINGERTIP INFORMATION

St. Louis Rams Football Club  
One Rams Way  
St. Louis, MO 63045  
Telephone: (314) 982-7267  
www.stlouisrams.com

### HOME FIELD:

Edward Jones Dome (66,000 Capacity)

### CLUB FORMED:

1936 as Cleveland Rams of American Football League  
1937 adopted as NFL franchise  
1946 moved to Los Angeles  
1980 moved to Anaheim Stadium from Memorial Coliseum  
1995 moved to St. Louis

### TITLES WON:

World Championships (1945, 1951, 1999)  
NFC Championships (1979, 1999, 2001)  
Conference Championships (1945, 1949, 1950, 1951, 1955)  
Coastal Division Championships (1967, 1969)  
NFC Western Division Championships (1973, 1974, 1975, 1976, 1977, 1978, 1979, 1985, 1999, 2001, 2003)

### COLORS:

Millennium Blue (PMS 282), New Century Gold (873) and White

**WRITING AND EDITING:** Public Relations Department: Rick Smith, Vice President; Artis Twyman, Assistant Director; Ryan Anderson, Assistant/Layout and Design.

**ACCOUNT REPRESENTATIVE:** Jerry Kiske, Jr., James Mulligan Printing Company, St. Louis, Missouri.

**COVER PHOTOGRAPH & DESIGN:** Drew Wojcik.

**ON THE COVER:** Steven Jackson is surrounded by outstanding Rams running backs of the past, counterclockwise from upper left: Kenny Washington, Tank Younger, Lawrence McCutcheon, Eric Dickerson and Marshall Faulk.

**EDITORS EMERITUS:** Maxwell Stiles, Tex Schramm, Tex Maule, Pete Rozelle, Bert Rose, Jr., Jack Teele, Jack Geyer, Jerry Wilcox, Pete Donovan, John Oswald, Duane Lewis, all former Rams Public Relations Directors.

**SPECIAL THANKS:** Joseph Cronin, Dave Krumland, Robert Pasalich, John (Utah) Turney.

**PHOTOGRAPHS:** Bill Stover, Getty Images.



# STAFF DIRECTORY

Chairman .....	GEORGIA FRONTIERE
Vice Chairman .....	STAN KROENKE
President .....	JOHN SHAW
President/Football Operations/General Manager .....	JAY ZYGMUNT
Executive Vice President/General Counsel .....	BOB WALLACE

## FOOTBALL OPERATIONS

President/General Manager .....	Jay Zygmunt
Head Coach .....	Scott Linehan
Director/Football Operations .....	Samir Suleiman
Player Programs .....	Ray Ogas
Executive Assistant to Coach Linehan .....	Donna Ellis
Executive Assistant/Football Operations .....	Patty Schultz
Equipment Manager .....	Todd Hewitt
Assistant Equipment Manager .....	Jim Lake
Equipment Assistants .....	Matt Taylor, John Welby
Video Director .....	Larry Clerico
Video Assistants .....	Tom Boyle, Ryan Middleton

## COACHING STAFF

Defensive Coordinator .....	Jim Haslett
Offensive Coordinator .....	Greg Olson
Assistant Head Coach/Linebackers .....	Rick Venturi
Defensive Line .....	Brian Baker
Offensive Line .....	Paul Boudreau
Assistant Offensive Line .....	Jim Chaney
Defensive Quality Control/Assistant Defensive Line .....	Mike Cox
Special Teams Assistant/Defensive Assistant .....	Todd Downing
Wide Receivers .....	Henry Ellard
Tight Ends .....	Judd Garrett
Offensive Assistant/Special Assistant to Head Coach .....	Jeff Horton
Strength & Conditioning .....	Dana LeDuc
Assistant Secondary .....	Ron Milus
Running Backs .....	Wayne Moses
Offensive Quality Control .....	Keith Murphy
Quarterbacks .....	Doug Nussmeier
Special Teams .....	Al Roberts
Secondary .....	Willy Robinson
Assistant Strength & Conditioning .....	Brad Roll

## PLAYER PERSONNEL

Vice President/Player Personnel .....	Tony Softli
Director/Player Personnel .....	Lawrence McCutcheon
Pro Personnel Administrator .....	Jack Faulkner
Director/Scouting Administration .....	Debbie Pollom
Scouts .....	Ray Agnew, Cary Conklin, Dick Daniels, Luke Driscoll
.....	Mel Foels, Brad Holmes, Steve Kazor, John Mancini
Scouting Assistant .....	Brandon Schwab

## MEDICAL STAFF

Head Trainer .....	Jim Anderson
Assistant Athletic Trainers .....	Dake Walden, James Lomax
Team Physician .....	Dr. Charles Goldfarb, M.D.
Team Physician .....	Dr. Mark Halstead, M.D.
Team Physician .....	Dr. Matt Matava, M.D.
Team Physician .....	Dr. Douglas Pogue, M.D.
Team Physician .....	Dr. Rick W. Wright, M.D.
Team Neurosurgeon .....	Dr. Ralph Dacey, M.D.
Team Chiropractor .....	Dr. Mike Murphy
Team Dentist .....	Dr. Glenn Edwards
Team Ophthalmologist .....	Dr. Gil Grand
Medical Consultant .....	Dr. Josh Calhoun
Team Nutritionist .....	Jill Stoll

# STAFF DIRECTORY



## ADMINISTRATION / FINANCE / TICKETING

Treasurer .....	Jeff Brewer
Vice President/Operations .....	John Oswald
Vice President of Finance & Ticketing .....	Michael T. Naughton
Payroll Manager .....	Jan Pipp
Accounts Payable .....	Lorie Maginn
Accounting .....	Mary Benne, Anna Davis
Insurance .....	Alaine Brewer
Executive Assistant/Accounting .....	Rosalind Oglesby
Director/Information Systems .....	Bill Consoli
Director/Security .....	Dan Linza
Director/Ticket Operations .....	Kanyon West
Assistant Director/Ticket Sales .....	Matt Cady
Premium Seating Manager .....	Jill Hahn
Premium Seating Coordinator .....	Kathy Moore
Ticket Operations Assistant .....	Rachel Kondro
Executive Assistant/Ticket Operations .....	Linda Rose
Executive Assistant/Travel Coordinator .....	Lisa Winter
Associate Counsel .....	Todd Davis
Executive Assistant .....	Emma Kowalski
Field Superintendent .....	Scott Parker
Field Assistant .....	Matt Litzinger
Facilities Coordinator .....	John Knetzer
Facilities .....	Frank Crockrell, Ken Mayweather
Receptionist .....	Anne Morgan
Reception/Postal Services .....	Jenny Hansen

## MARKETING / SALES

Vice President/Business Affairs .....	Jim McCallum
Vice President/Marketing & Sales .....	Alec Coughlin
Vice President of Executive Services, Special Projects .....	Mike Moynour
Director/Corporate Sales & Marketing .....	Mike O'Keefe
Director/Marketing & Sponsorship Services .....	Adam Jacobs
Director/Entertainment .....	Tom Guthrie
Director/Game Production .....	Keely Fimbres
Corporate Sales Manager .....	Jake Bye
Marketing Sales Manager .....	Chad Watson
Corporate Sales & Marketing Manager .....	Matt Marchal
Senior Manager/Sponsorship Services .....	Susan Slemmer
Sales & Marketing Internet Manager .....	Keith Harris
Manager/Sponsorship Services .....	Terri Harding
Executive Suites Manager .....	Pam Benoist
Coordinator/Sponsorship Services .....	Kim Burnham
Sales and Marketing Coordinator .....	Brett De Bord
Cheerleader Coordinator .....	Theresa Mancini
Executive Services Assistant .....	Carol Kovac
Special Projects Assistant .....	Margie Baldwin
Executive Assistant/Sales & Marketing .....	Kim Hale

## COMMUNITY OUTREACH / CORPORATE RELATIONS

Director/Community Outreach .....	Michael Yarbrough
Director/Corporate Communications .....	Molly Higgins
Executive Assistant/Donations Coordinator .....	Merritt McCarthy

## PUBLIC RELATIONS / FOOTBALL MEDIA

Vice President/Public Relations .....	Rick Smith
Assistant Director/Football Media .....	Artis Twyman
Football Media Assistant .....	Ryan Anderson
Executive Assistant .....	Lory L. Fabian
Team Photographer .....	Bill Stover
Chief Statistician .....	Bart Margiotta

## NEW MEDIA

Senior Internet Writer .....	Nick Wagoner
New Media Coordinator .....	Brett Grassmuck



## ST. LOUIS RAMS HONORARY ADVISORY BOARD




**JOYCE A. ABOUSSIE**  
CEO, Aboussie & Associates



**CYNTHIA J. BRINKLEY**  
President, AT&T Missouri



**AUGUST A. BUSCH III**  
Chairman Executive Committee  
Board of Directors of AB  
Companies



**WILLIAM H.T. BUSH**  
Business Executive  
Chariman, Busch O'Donnel & Co.



**JEAN CARNAHAN**  
Former U.S. Senator



**BILL COSBY**  
Entertainer



**ERIC DICKERSON**  
Pro Football Hall of Famer



**DAN DIERDORF**  
Pro Football Hall of Famer



**DR. TOBY FREEDMAN M.D.**  
Physician  
NASA Medical Advisor



**DICK GEPHART**  
Former U.S. Congressman



**JIM HANIFAN**  
Former NFL Coach



**ED HOOKSTRATEN**  
Attorney


## ST. LOUIS RAMS HONORARY ADVISORY BOARD



**STEVE KENIS**  
Theatrical Agent  
Steve Kenis & Co.



**JACKIE JOYNER-KERSEE**  
World's greatest female athlete



**CHARLES F. KNIGHT**  
Chairman Emeritus  
Emerson



**STAN MUSIAL**  
Baseball Hall of Famer



**DAVID ST. GEORGE**  
Business Executive



**ANDREW C. TAYLOR**  
CEO and Chairman of the Board,  
Enterprise Rent-A-Car



**BLANCHE TOUHILL**  
Chancellor Emeritus



**MAXINE WATERS**  
U.S. Congresswoman



**JAMES D. WEDDLE**  
Managing Partner  
Edward Jones



**VIRGINIA V. WELDON, M.D.**  
Senior VP for Public Policy  
Monsanto Company (retired)



**JONATHAN WINTERS**  
Actor/Entertainer/Writer



**JACK YOUNGBLOOD**  
Pro Football Hall of Famer



# A WINNING TRADITION



## WORLD CHAMPIONS

1945, 1951, 1999

## NFC CHAMPIONS

1979, 1999, 2001

## NFL WESTERN CONFERENCE CHAMPIONS

1945, 1949, 1950, 1951, 1955

## NFL COASTAL DIVISION CHAMPIONS

1967, 1969

## NFC WEST CHAMPIONS

1973, 1973, 1975, 1976, 1977, 1978, 1979, 1985, 1999, 2001, 2003

## PLAYOFF APPEARANCES

1945, 1949, 1950, 1951, 1952, 1955, 1967, 1969, 1973, 1974, 1975, 1976, 1977, 1978, 1979, 1980, 1983, 1984, 1985, 1986, 1988, 1989, 1999, 2000, 2001, 2003, 2004

## AMERICAN BOWL CHAMPIONS

1987 (England), 1989 (Japan), 1990 (Germany)



# GEORGIA FRONTIERE



## CHAIRMAN/OWNER

A re-emergence of the St. Louis Rams took place when Georgia Frontiere appointed Scott Linehan as the franchise's 22nd head coach in 2006. Linehan revitalized the Rams and forged a bright future with a strong finish in his first season.

Linehan won out over several other candidates not only because of his reputation as an outstanding offensive coach but also because of his vision for improving all facets of Rams football. That improvement showed in the second half of the 2006 season as the Rams won their final three games and were in contention for a playoff berth until the next-to-last day of the season.

Georgia has been owner and chairman of the Rams for 29 seasons, during which she has created a remarkable legacy. As the First Lady of Sports in her native St. Louis, the city to which she brought the Rams in 1995, Frontiere leads one of pro football's great franchises and is an enduring artistic and philanthropic presence.

In 2006, Georgia was honorary chairman of the Jack Snow Memorial Golf Tournament. The "Snowman Scramble" benefited the Juvenile Diabetes Research Association and St. Louis Rams Foundation and evoked sad memories of Snow's unexpected passing. Jack was a standout player for the Rams who later served as a coach, and, for 15 years, was a fixture on Rams radio broadcasts.

Georgia's devotion goes beyond her former players and the Rams' organization. She supported the "Pre-'59ers", the 1,000-plus NFL players who left the playing field before 1959 and did not qualify for the league's pension plan. Georgia started a



"Dire Need Fund" for the Los Angeles chapter of the NFL Alumni Association. This led to the creation of league-wide NFL Alumni Dire Need Fund for all players.

An accomplished golfer, Georgia often plays in NFL Alumni events and was honorary chair for the 2003 event in St. Louis. Georgia also was the honorary chairman for "A Taste of Italy", an event that raised \$125,000 for Show Me Aquatics and Fitness, an inclusive organization assisting anyone from Olympic hopefuls to those with special needs.

The Rams Foundation, a dream of Georgia's from the moment she announced the franchise was relocating from Los Angeles, has donated more than \$6 million in grants, merchandise, and tickets to charities in the St. Louis area since the Foundation was created in 1997.

Having grown up during World War II, Georgia remembered the young Americans who gave up their lives fighting side by side

with members of Great Britain's Royal Air Force. Together with actors Charlton Heston and James Stewart, Georgia chaired the efforts to raise funds to help construct the American Air Museum in Duxford, England. More than 30,000 names are etched on the walls of the Georgia Frontiere Gallery in the museum.

The museum, which houses many of the aircraft and other pieces from World War II, commemorates the American airmen who fought in the European aerial conflict. The museum opening in 1997 was dedicated by Queen Elizabeth and attended by Prince Philip and actor Heston. Georgia chaired the rededication of the Air Museum in 2002 with former President George H.W. Bush and Prince Charles.

Georgia has been equally significant in her participation and support of the arts. An accomplished soprano, she has performed with the Beverly Hills Pops Orchestra, the St. Louis Symphony (an "Evening with Lerner and Lowe"), and has been the featured soloist for the Easter Sunrise Services at the Hollywood Bowl in Los Angeles. Parishioners attending Midnight Mass at St. Roch's Church in St. Louis were captivated by

Georgia's stunning renditions of "Ave Maria" and "Oh Holy Night".

Georgia's love of music and opera inspired her to become a member of the Golden Horseshoe of the New York Metropolitan Opera and she is a member of the Founders of the Los Angeles Music Center Opera board. Georgia also has underwritten scholarships for young students of the performing arts, allowing those students to pursue their educations.

Youngsters with other dreams have been beneficiaries of Georgia's more than \$1 million commitment to the Fulfillment Fund, an organization which sponsors more than 2,000 high school students who have college potential but whose financial opportunities are limited. Since 1992 she has awarded a \$5,000 scholarship to a student who creates a winning illustration in the Rams' annual Art Competition.

Georgia is the mother of two children, son Dale Carroll Rosenbloom, who is married to the former Kathleen Melville, and daughter Lucia Pamela Rodriguez, who is married to Lupe Rodriguez. Georgia has six grandchildren.



A prized possession: Georgia embraces the Rams' Super Bowl XXXIV Trophy.



Georgia joins Denzel Washington in reaching out to a young Rams fan.

## GEORGIA AT A GLANCE

### ON GEORGIA'S WATCH

Of the 28 NFL teams in existence in 1980, the Rams are among seven who have participated in at least three Super Bowls.

- Since 1979, the Rams have won one Super Bowl championship, two NFC championships, and five division championships.
- Since 1979, the Rams have made 13 playoff appearances and have won at least 10 games 12 times.
- The Rams are one of four NFL teams (New England, New York Giants, and Pittsburgh Steelers) to participate in the Super Bowl the last two decades (1999 and 2001).

### MAKING A DIFFERENCE

- She plays a principal part in the "Bikes For Kids" program, which annually provides bicycles for children of low-income families. Since the program's inception in 1996, almost 2,000 youngsters have received bicycles.
- The Rams annually support the United Way. Georgia appeared in a United Way public service announcement in 1997 and helped orchestrate the 25th anniversary of the NFL/United Way Partnership with a series of local activities in 1998. She is a member of the Alexis de Tocqueville Society for her contributions to the United Way, and serves on the United Way Board of Directors.

### TRIBUTES

- Georgia was honored by St. Louis Variety, the children's charity, as its Woman of the Year for 2005.
- The American Heart Association honored Georgia, along with veteran news reporter Walter Cronkite, with the Missourian Award.
- The St. Louis Ambassadors have named Georgia "Sportsperson of the Year."
- St. Louis' Herbert Hoover Boys & Girls Club awarded her the National Service to Youth Award for 2005.

• Georgia was named the "First Lady of the St. Louis 'Old Newsboys' Day" and was inducted into the Newsboys' Hall of Fame.

• The Orange County Sheriff's Advisory Council in California presented Georgia, the council's founder, with a special award to show its appreciation. The organization provides bulletproof vests, canine units, vehicles, and other essential equipment to law enforcement. She founded Project 999, which has raised nearly \$1 million to provide financial support for injured or fallen officers and their families.

• Georgia was a recipient of the Ellis Island Medal of Honor.

• Georgia holds an honorary doctorate in philanthropy from Pepperdine University in Malibu, California.

### THE BOARDROOM

• Georgia is on the board of the St. Louis Herbert Hoover Boys & Girls Club.

• She is on the Board of Governors of Chapman College in Orange, California.

• Georgia serves on the boards of Laumeier Sculpture Park and Cinema St. Louis.

• She is on the board of the Los Angeles Orphanage Guild.

• Georgia has served on the board of the St. Louis Symphony and the St. Louis Zoo.

• She is a board member of the Crohn's and Colitis Foundation of America and a national board member of the American Foundation for AIDS Research.

• Georgia is a national board member of the St. John's Ambulance Brigade of Great Britain, which provides free ambulance and emergency services throughout the United Kingdom.

• She is on the board of Wings of Hope, a humanitarian organization that provides air transportation to those requiring emergency medical attention and supplies in the United States and in some of the most remote areas of the world.



Georgia gathers with the Rams' 2007 rookie class after minicamp.



## E. STANLEY KROENKE

### VICE CHAIRMAN/OWNER

Kroenke's emergence as a member of Rams ownership was critical in the effort to return professional football to St. Louis, and his real-estate development expertise was instrumental in the creation of Rams Park, now known as Russell Training Center, as a premier NFL training facility.

Completed in June, 1996, the Russell Training Center has been a model for other NFL training sites, sitting on 20 acres in St. Louis County and conveniently located minutes west of the Lambert Field Airport. The Russell Training Center includes three natural grass outdoor practice fields, an indoor practice facility, and 90,000 square feet for football operations and administration.

A dedicated sportsman, Kroenke is owner of the Denver Nuggets of the National Basketball Association and the Colorado Avalanche of the National Hockey League, franchises he purchased in 2000.

The Avalanche won the Stanley Cup in the first year of Kroenke's ownership and has had one of the best regular season and playoff records in the NHL over the past 10 seasons. The Nuggets have been one of only six teams to qualify for the NBA playoffs each of the past four seasons.

Kroenke also is part owner of the Colorado Crush Arena Football team with Denver Broncos owner Pat Bowlen and Hall of Fame quarterback John Elway. In just its third year of existence, the Crush won the 2005 Arena League Championship. Kroenke also owns the Colorado Mammoth lacrosse team, Colorado Rapids soccer team and has an ownership position in Arsenal Football Club of the English Premier League (soccer), one of the most successful clubs in the world. The Pepsi Center in Denver, also owned by Kroenke, hosted the 2001 NHL All-Star game and the 2005 NBA All-Star



game.

In 2004, Kroenke launched the Altitude Sports & Entertainment network. The 24-hour regional sports network is home to the Nuggets, Avalanche, Mammoth and Rapids. Altitude also features other professional, collegiate and high school sporting events in the Rocky Mountains area.

On April 7, 2007, Kroenke Sports Enterprises opened Dick's Sporting Goods Park, a state-of-the-art soccer facility, which is part of a 917 acre, mixed-use development in Commerce City, Colorado. Dick's Sporting Goods Park is an 18,000 seat soccer stadium with 24 other fields for youth soccer and lacrosse. The Prairie Gateway project also will devote 200 acres for retail development and wildlife conservation areas. The project is expected to create at least 500 jobs for the community.

In January, the Democratic Party chose Denver and the Pepsi Center to host the 2008 Democratic National Convention.

The Rocky Mountain News named Kroenke one of the most influential persons

in the Denver arts and endowment community, declaring, "No other person entertains more people more often."

Kroenke's extensive business interests include his serving as chairman and owner of The Kroenke Group, a private real estate investment and development company with offices throughout the United States and Canada, with headquarters in Columbia, Mo. During the past three decades, Kroenke has earned a reputation as one of the nation's leading developers of shopping centers and apartment buildings.

Kroenke's current and former board and trustee memberships include Wal-Mart Stores, Inc., Central Bank Holding Company, Boone County National Bank in Columbia, Community Investments Partnership of St.

Louis, the College of the Ozarks and the Missouri Basketball Hall of Fame. He also has active membership in St. Louis' Civic Progress, which provides support and leadership for various community improvements that address economic development, education and quality of life.

Kroenke has undergraduate and graduate degrees from the University of Missouri and is an active supporter of Mizzou athletic programs, including the Dan Devine Club, named for the former Tigers football coach.

E. Stanley Kroenke, named after baseball legends Enos Slaughter and Stan Musial, was born in Cole Camp, Mo., and grew up in Mora, Mo. Stan and his wife, Ann, have a daughter, Whitney, and a son, Josh.



Kroenke visits with young Rams fans prior to kickoff at the Edward Jones Dome.



## EXECUTIVES



### JOHN SHAW *President*

NFL Year: 28  
Rams Year: 28

John Shaw has been Georgia Frontiere's key advisor for more than a quarter-century, counseling the owner-chairman and helping make some of the most critical decisions in the history of the Rams' franchise. On a parallel course, Shaw has been at the forefront of many important events in the NFL, including trades, negotiations, and involvement in other issues that have changed the course of the Rams and the NFL.

The Rams' championship run in 1999, which ended with a 23-17 victory over Tennessee in Super Bowl XXXIV, was jump-started when Shaw and Jay Zygmunt, the Rams' President of Football Operations, made the most significant trade in franchise history and one which will long be remembered in the NFL. The Rams gave up second- and fifth-round draft choices to the Indianapolis Colts for running back Marshall

Faulk, a player who would lead the Rams to the Super Bowl and into the next Millennium, a period when the Rams were the most dangerous and explosive team in sports. Faulk is a certain future Hall of Fame inductee.

Shaw engineered a bold trade a decade earlier when Rams running back Eric Dickerson was sent to the Colts for three first- and three second-round draft choices. In a different setting Shaw similarly overcame obstacles and maneuvered through difficult situations to move the Rams from Los Angeles to St. Louis in 1995.

Shaw's vision and grasp of complex issues are known throughout football. As a member of the NFL's Management Council Executive Committee, he was a significant contributor to the enactment of a Collective Bargaining Agreement with the NFL Players' Association that brought labor peace to the NFL in 1993 and was a strong voice in the 2006 negotiations that concluded with an agreement.

A native of Brooklyn, New York, Shaw moved to San Diego as a youngster, attended high school there, and graduated as class valedictorian from the University of San Diego with a bachelor's degree in accounting. He continued his education at New York University School of Law, from which he received a Juris Doctor degree, and is a member of the California Bar. John is married (Lori), and has a daughter, Alexx.



## JAY ZYGMUNT

*President, Football Operations/General Manager*

NFL Year: 26

Rams Year: 26

Carolina, kick returner Dante Hall from Kansas City, safety Todd Johnson from Chicago, and punter Donnie Jones from Miami, among others.

Jay has signed 25 Rams first draft choices and countless unrestricted free agents since joining the organization. Zygmunt and team President John Shaw led the search that resulted in Linehan's hiring in 2006. Jay also was part of one of the most important transactions in NFL history, the trade which brought running back Marshall Faulk to the Rams from Indianapolis in 1999.

Faulk, a certain future Hall of Famer, who retired from the Rams earlier this year, was the catalyst of the Rams' run to the NFL championship and victory in Super Bowl XXXIV in 1999.

A native of Chicago, Zygmunt graduated from the University of Notre Dame in 1973 with a bachelor's degree in business administration and is a member of the Sorin Society. Jay earned his Juris Doctor degree in 1978 from the Northwestern University School of Law, in which he has been recognized as a distinguished alumnus, and is a member of the Wigmore Club.

Zygmunt is a member of the Illinois Bar and became a Certified Public Accountant in 1977. He has membership in the Sports Lawyers' Association and the American Bar Association's Forum Committee on Entertainment and Sports Industries. Jay has chaired the Multiple Sclerosis Sports Celebrity Dinner in St. Louis. Jay resides in Clayton, Mo.

When time permits Jay likes to play golf and pursue his passion of deep sea fishing. A few years ago, with his 80-plus father looking on, Jay hooked and landed a 600-pound blue marlin off the coast of Cabo San Lucas, Mexico.

Virtually every Rams trade proposal or player contract in the last 25 years has crossed the desk of Jay Zygmunt, who was named President of Football Operations on February 4, 2000 and took on the additional responsibilities of General Manager earlier this year. Zygmunt manages all Rams football operations, including the NFL salary cap and coordination of the draft.

Zygmunt joined the Rams as General Counsel in 1982. He was named Vice President in 1988, Senior Vice President in 1991, and Executive Vice President in 1996.

The last two off-seasons have been among the busiest as Zygmunt and the Rams regrouped and moved toward a return to the upper tier of NFL teams. With head coach Scott Linehan in place and with a year of experience in a new system behind such 2006 free agency acquisitions as La'Roi Glover, Will Witherspoon, and Corey Chavous, Zygmunt and the Rams completed another round of free agency and trades in 2007.

The Rams signed Tennessee's No. 1 receiver, Drew Bennett, and strengthened the team with several other acquisitions, including defensive end James Hall from Detroit, linebacker Chris Draft from



## BOB WALLACE

*Executive Vice President and  
General Counsel*

NFL Year: 26

Rams Year: 13

One of the highest-ranking minority executives in professional sports, Wallace has been in the NFL for a quarter century, serving in a variety of capacities ranging from chief contract negotiator and becoming one of the first African Americans to negotiate player contracts, to his current position of Executive Vice President and General Counsel of one of today's premier sports teams.

In his current role Wallace's responsibilities include broadcast and stadium negotiations, strategic planning and departmental supervision.

Before joining the Rams in 1995, Wallace was Assistant to the President, General Counsel and chief contract negotiator for the Philadelphia Eagles from 1991-1994. He began his professional career with the St. Louis football Cardinals as legal counsel and chief contract negotiator while representing the St. Louis law firm of Guilfoil, Petzall and Shoemake from 1981-1991. This was Wallace's second stint with the football Cardinals, as he got his initial taste of the NFL while serving as a training camp assistant for the team at age 14.

Wallace's first experience in the NFL was as a legal intern for the late NFL Commissioner Pete Rozelle in 1980, while earning Bob was earning his law degree from Georgetown University in Washington D.C. Wallace received his undergraduate degree from Yale University, where he also lettered as a running back on the football team.

Wallace was named one of the most

influential minority business leaders by the *St. Louis Business Journal* in 2005 and in 2006 was again named by the *St. Louis Business Journal* one of St. Louis's most influential persons. His leadership within the sports world has translated to the community, in which he is active in many civic and charitable organizations, including serving as president of the board of Giant Steps of St. Louis, a school for autistic children. Bob also is chairman of the board of the Urban League of Metropolitan St. Louis, Inc., whose mission is to improve the social and economic conditions and opportunities for African-Americans and other minorities groups in St. Louis City, St. Louis County and St. Clair County, Illinois. Additionally, Wallace is secretary of the St. Louis Sports Commission, a non-profit organization that generates economic benefit and enhanced quality of life in the St. Louis region through sports. Wallace also serves on a number of other area boards, including the United Way, University of Missouri-St. Louis Chancellor's Council, and the Webster University School of Business and Technology.

A board member of the Sports Lawyers' Association, as well as a member of the Sports and Entertainment Division of the American Bar Association, Wallace has shared his legal expertise as an instructor in sports law at the St. Louis University School of Law and received a certificate of recognition for law and education projects from the St. Louis Public Schools. He continues to make numerous speaking engagements annually to audiences ranging from local school children to national business leaders. In 2005, Wallace took part in "Get America Covered" during the national Cover the Uninsured Week, which aims to bring attention to the 45 million Americans who are without health care, including more than 8 million children.

A New York City native, Wallace resides in St. Louis with his wife, Julie, and their two sons, Grant, 14, and Eric, 13. Bob is an avid sportsman who especially enjoys basketball and golf.

## HEAD COACH



# SCOTT LINEHAN

Head Coach

COLLEGE: Idaho  
NFL YEAR: 5  
RAMS YEAR: 1



Scott Linehan was named the 22nd head coach in St. Louis Rams' franchise history by owner/chairman Georgia Frontiere on January 19, 2006.

"It's like picking a star for a movie," Frontiere said in an interview with the *St. Louis Post-Dispatch*. "You want the right person. My first impression was that he was youthful and upbeat and had great energy. Just a down to earth person. Very genuine. He told me of his plans for the Rams, and it made me want to get the season started right away."

Linehan quickly put his stamp on the Rams. He gave the ball to Steven Jackson, who restored the integrity of the Rams' running game, became a Pro Bowl player in his third season, and revealed himself as a dangerous pass receiver out of the back-field.

Jackson's 346 rushing attempts were the most by a Ram since Eric Dickerson's 404 in 1986 and his 1,528 yards were third highest in the NFC. Jackson led the NFC with 105 first downs and led the NFL with 2,334 rushing and pass receiving yards. Jackson was first among NFL running backs with 90 pass receptions and became only the seventh player in history to rush for at least 150 yards and gain at least 100 yards pass receiving in one game.

Jackson is the touchstone of the emerging Rams team, but other Rams also have profited in the Linehan's system. Quarterback Marc Bulger passed for more than 4,000 yards for the first time and set a Rams record with a 1.4 interception percentage and 588 passing attempts. Bulger's 370 completions (for 24 touchdowns) were second in Rams history. Wide receivers Torry Holt and Isaac Bruce combined for 167 pass receptions as each con-

tinued on his path to the Pro Football Hall of Fame.

Linehan's most important contributions weren't measured in offensive statistics.

The first-year head coach stabilized a team that in 2005 struggled through a coaching change in mid-season and finished with a 6-10 record, seven games behind the NFC West-winning Seattle Seahawks.

Linehan showed a steel resolve and evenness when the Rams endured seven losses in eight games in the middle of the season. The stretch included two crushing defeats in which Seattle came from behind to win on game-ending field goals. The Rams rallied with three straight victories for a final record of 8-8 and remained in play-off contention until the next-to-last day of the season.

The strong finish of 2006 was a springboard to an equally impressive off-season that saw Linehan and the Rams aggressively address a myriad of needs. They signed such free agents as Drew Bennett, Randy McMichael, Chris Draft, and Todd Johnson, and traded for James Hall, Dante Hall, Donnie Jones, and others.

Linehan joined the Rams after one season as offensive coordinator of the Miami Dolphins, who improved from 29th in the NFL in total offense in 2004 to 14th in 2005 and from 31st in rushing to 12th. The Dolphins finished the season with six consecutive victories.

Linehan was offensive coordinator/quarterbacks coach for the Minnesota Vikings from 2002-2004. The Vikings' offense ranked second, first and fourth respectively during his tenure. Quarterback Daunte Culpepper's 110.9 passer rating in 2003 was fourth-highest in NFL history. The

Vikings scored 290 points the year before Linehan joined them 390, 416, and 405 in three Linehan's three seasons.

Linehan coached collegiately for 13 years on teams that played in seven bowl games, won five conference titles (one Pac-10, two Conference USA, and two Big Sky). Five of Linehan's quarterbacks were drafted by NFL teams: Louisville's Chris Redman and Dave Ragone, Washington's Brock Huard and Marques Tuiasosopo, and Idaho's Doug Nussmeier, who serves the Rams as quarterbacks coach.

Linehan's final collegiate position was as offensive coordinator/quarterbacks coach at Louisville from 1999-2001. The Cardinals went to three bowl games and became the first Conference USA team to win consecutive league championships. A Louisville quarterback earned Conference USA Player of the Year honors in each of Linehan's three seasons.

The Rams' coach moved to Louisville

after five years at the University of Washington. The Huskies advanced to four bowl games and won the 1995 Pac-10 title. Scott also was offensive coordinator/quarterbacks coach at Idaho, his alma mater, for two seasons (1992-93), quarterbacks coach at Nevada-Las Vegas (1991), and wide receivers coach at Idaho (1989-90). Idaho led the nation in scoring (47.5 points a game) and total offense (532 yards a game) in 1993.

Linehan played quarterback for Dennis Erickson's Idaho Vandals from 1982-86. The Vandals won the Big Sky Championship in 1985 and earned Division I-AA playoff appearances in three straight seasons (1984-86). Linehan signed as a rookie free agent with the Dallas Cowboys in 1987. A shoulder injury ended his playing career.

Born in Sunnyside, Wash., Linehan is married to Kristen. They are the parents of sons Matthew (12), Michael (10), and Marcus (6).

## LINEHAN, AT A GLANCE

2006-	<b>ST. LOUIS RAMS</b> Head Coach	1996-1997	<b>UNIVERSITY OF WASHINGTON</b> Offensive Coordinator/Wide Receivers
2005	<b>MIAMI DOLPHINS</b> Offensive Coordinator	1994-1995	<b>UNIVERSITY OF WASHINGTON</b> Wide Receivers
2002-2004	<b>MINNESOTA VIKINGS</b> Offensive Coordinator/Quarterbacks	1992-1993	<b>UNIVERSITY OF IDAHO</b> Offensive Coordinator/Quarterbacks
1999-2001	<b>UNIVERSITY OF LOUISVILLE</b> Offensive Coordinator/Quarterbacks	1991	<b>UNLV</b> Quarterbacks
1998	<b>UNIVERSITY OF WASHINGTON</b> Offensive Coordinator/Quarterbacks	1989-1990	<b>UNIVERSITY OF IDAHO</b> Wide Receivers



The 2007 St. Louis Rams coaching staff. FRONT ROW (left to right): Doug Nussmeier, Paul Boudreau, Henry Ellard, Greg Olson, Scott Linehan, Jim Haslett, Brian Baker, Al Roberts, Judd Garrett, Dana LeDuc. BACK ROW (left to right): Todd Downing, Keith Murphy, Mike Cox, Rick Venturi, Wayne Moses, Jeff Horton, Ron Milus, Jim Chaney, Willy Robinson, Brad Roll.

## ASSISTANT COACHES



**RICK  
VENTURI**  
*Asst. Head Coach/  
Linebackers*

*COLLEGE: Northwestern  
NFL YEAR: 26  
RAMS YEAR: 2*



Venturi has coached in the NFL for more than a quarter-century, with head coaching experience on the professional and collegiate levels. He joined the Rams in 2006 after 10 seasons in New Orleans.

Last season, Venturi helped first-year Rams linebacker Will Witherspoon, who led the team with 136 tackles (104 solo), the largest tackle output of his career.

In 1996, as the Saints' linebackers coach, Venturi took over as interim head coach eight games into the season and was retained as linebackers coach in 1997, adding the duties of assistant head coach, which he would hold through the 2001 season. Venturi took over coaching the Saints' defensive backs in 1998, as the New Orleans secondary scored five of a franchise-record nine defensive touchdowns.

Venturi tutored the Saints' linebackers in 1999 before reuniting with the defensive backs from 2000-01 under current Rams' defensive coordinator Jim Haslett.

In 2002, New Orleans' defense tied for third in the NFL with 38 takeaways. The Saints' 2003 defense improved each week, as it gave up only 207 points over the last 12 games of the season (17.2 average), also allowing only 48 points in the final four games. In 2004, Venturi's unit solidified in the season's final four games allowing 15.3 points. The Saints' 2005 defense ranked third in the league against the pass.

Venturi played quarterback and defensive back at Northwestern, where he earned a dual degree in physical education and history, later adding a master's degree

in education. His first coaching stop was at his alma mater in 1968. From 1973-76, he coached linebackers at Purdue, then coached defensive backs at Illinois in 1977. Rick returned to Northwestern in 1978, where, at 31, he was the youngest head coach in Big Ten history. He stayed with the Wildcats for three seasons before heading to the CFL.

Venturi's first venture into the professional ranks as a coach came in 1981 when he joined the Hamilton Tiger-Cats of the Canadian Football League.

Venturi broke into the NFL with the Baltimore Colts in 1982, staying with the club through their move to Indianapolis until 1993. He started with the Colts coaching linebackers and added defensive coordinator duties in 1984 and 1992-93. Venturi was defensive coordinator/linebackers coach before taking over as interim head coach for the final 11 games of the 1991 season.

From 1994-95, Venturi worked under Bill Belichick with the Cleveland Browns, first as secondary coach in 1994 and as defensive coordinator/linebackers coach in 1995.

Venturi's father, the late Joe Venturi, is enshrined in the Illinois High School Football Coaches' Hall of Fame. Venturi is a native of Taylorville, Ill., who enjoys riding motorcycles. He is married to Cheri with a daughter, Marin, and a son, Jason, a grandson, Aiden, and a granddaughter, Ava. The Venturis live in Chesterfield.

## VENTURI, AT A GLANCE

2006-	<b>ST. LOUIS RAMS</b> Assistant Head Coach/Linebackers	1985-1990	<b>INDIANAPOLIS COLTS</b> Linebackers
2002-2005	<b>NEW ORLEANS SAINTS</b> Defensive Coordinator	1984	<b>INDIANAPOLIS COLTS</b> Defensive Coordinator/Linebackers
2000-2001	<b>NEW ORLEANS SAINTS</b> Assistant Head Coach/Secondary	1982-1983	<b>BALTIMORE COLTS</b> Linebackers
1999	<b>NEW ORLEANS SAINTS</b> Assistant Head Coach/Linebackers	1981	<b>HAMILTON TIGER-CATS (CFL)</b> Linebackers
1998	<b>NEW ORLEANS SAINTS</b> Assistant Head Coach/Secondary	1978-1980	<b>NORTHWESTERN UNIVERSITY</b> Head Coach
1997	<b>NEW ORLEANS SAINTS</b> Assistant Head Coach/Linebackers	1977	<b>UNIVERSITY OF ILLINOIS</b> Defensive Backs
1996	<b>NEW ORLEANS SAINTS</b> Linebackers	1973-1976	<b>PURDUE UNIVERSITY</b> Linebackers
1995	<b>CLEVELAND BROWNS</b> Defensive Coordinator/Linebackers	1969-1972	<b>NORTHWESTERN UNIVERSITY</b> Defensive Backfield
1994	<b>CLEVELAND BROWNS</b> Secondary	1968	<b>NORTHWESTERN UNIVERSITY</b> Graduate Assistant
1991-1993	<b>INDIANAPOLIS COLTS</b> Defensive Coordinator/Linebackers		



## JIM HASLETT

Defensive  
Coordinator

COLLEGE: *Indiana University, Pa.*

NFL YEAR: 24

RAMS YEAR: 2



Haslett's first Rams defense showed improvement over 2005 in 11 different categories in 2006. The Rams improved from 30th to 23rd in total defense and were a total of 113 yards, seven yards a game, from being 15th. The Rams were seventh in the NFL with 32 takeaways—17 pass interceptions and 15 fumble recoveries.

The defense punctuated their season by allowing an average of 296 yards in total offense in the last three games of the season as the Rams rallied with three consecutive victories to finish 8-8.

Haslett joined the Rams after six seasons as head coach of the New Orleans Saints. His 45-win total was second in team history. Haslett also led the Saints to the only postseason victory in franchise history.

Haslett guided the Saints to the NFC West championship and their first playoff victory, 31-27 over the Rams, after the 2000 season, resulting in his winning NFL Coach-of-the-Year honors. Haslett's 2002 squad posted a 9-7 record that included a season sweep of the eventual Super Bowl XXXVII Champion Tampa Bay Buccaneers.

Prior to New Orleans, Haslett coordinated defense for the Pittsburgh Steelers from 1997-99. The Steelers went to the 1997

AFC Championship Game and their run defense was first in the league. Haslett came to the Steelers from the Saints, for whom he was linebackers coach in 1995 and defensive coordinator in 1996. As defensive coordinator, Haslett's unit improved from 22nd to 13th in the NFL in total defense and from 22nd to third in pass defense.

Haslett made his NFL coaching debut, tutoring linebackers for the Los Angeles Raiders in 1993. The Raiders' defense ranked in the top 10 in 1993-94. Jim was defensive coordinator for the World League of American Football's (later NFL Europa) Sacramento Surge from 1991-92. The Surge won the WLAFF Championship in 1992. Haslett began his coaching career in 1988 at the University of Buffalo. He was defensive coordinator in 1989-90.

After being drafted in the second round (51st overall) by the Buffalo Bills in 1979, Haslett was voted the *Associated Press* NFL Defensive Rookie of the Year. He played eight seasons for the Bills, earning All-Pro honors in 1981, and finished his playing career in 1987 with the New York Jets.

Haslett played defensive end at Indiana University of Pennsylvania, where he was a

four-time All-America selection after enrolling in the school and joining the football team as a walk-on. Haslett set school records with 20 sacks and five fumble recoveries in one season. As a senior, Haslett took over as punter and averaged 41.5 yards. His career was recognized with

induction into the College Football Hall of Fame in 2001.

Haslett is a native of Pittsburgh, Pa., and is married to Beth with two daughters, Kelsey and Elizabeth, and a son, Chase. They live in Clayton, Mo.

### HASLETT, AT A GLANCE

2006-	<b>ST. LOUIS RAMS</b> Defensive Coordinator	1989-1990	<b>UNIVERSITY OF BUFFALO</b> Defensive Coordinator
2000-2005	<b>NEW ORLEANS SAINTS</b> Head Coach	1988	<b>UNIVERSITY OF BUFFALO</b> Linebackers
1997-1999	<b>PITTSBURGH STEELERS</b> Defensive Coordinator		
1996	<b>NEW ORLEANS SAINTS</b> Defensive Coordinator	1987	<b>NFL PLAYING EXPERIENCE</b> <b>NEW YORK JETS</b> Linebacker
1995	<b>NEW ORLEANS SAINTS</b> Linebackers	1979-1986	<b>BUFFALO BILLS</b> Linebacker
1993-1994	<b>LOS ANGELES RAIDERS</b> Linebackers		(Second-round draft choice [51st overall] by the Buffalo Bills in the 1979 NFL Draft from Indiana University [PA])
1991-1992	<b>SACRAMENTO SURGE (WLAF)</b> Defensive Coordinator		



# GREG OLSON

Offensive  
Coordinator

COLLEGE: Central Washington  
NFL YEAR: 6  
RAMS YEAR: 2



In his first year as Rams offensive coordinator, Olson helped guide a high-powered offense that ranked sixth in the NFL (360.4 yards per game), a rushing offense that ranked 10th (112.8) in the NFC and a passing offense that ranked third (247.6) in the NFC. The Rams ranked second in the NFC (third in the NFL) in first downs (332), and scored 273 points in the red zone, second most in the NFC and the most red zone points they have scored since they posted 318 points in 2003. The Rams converted 12 of 18 fourth-down attempts for the second highest percentage in the NFC (third in the NFL), 66.7 percent.

Olson was appointed offensive coordinator after spending two seasons as quarterbacks coach for the Detroit Lions.

Olson came to the Lions after one season each as quarterbacks coach of the Chicago Bears (2003), tight ends/recruiting coordinator at Purdue University (2002), and quarterbacks coach of the San Francisco 49ers (2001). QB Jeff Garcia posted a career-high 32 touchdown passes and his second-best career numbers in

passer rating (94.8), passing yardage (3,538), and completion percentage (62.7) under Olson in 2001.

Olson was quarterbacks coach at Purdue from 1997-2000, playing a critical role in the development of Pro Bowl QB Drew Brees. In Olson's last three seasons, the Boilermakers' passing offense was ranked in the top 10 nationally.

From 1994-96, Olson was quarterback coach at Idaho, following Rams' head coach Scott Linehan, who had moved on to become receivers coach at the University of Washington. The team's passing attack in 1996 ranked fourth in the country, fifth in total offense, and 15th in scoring. The Vandals were second in the nation in total offense and scoring and seventh in passing in 1994.

Before his time at Idaho, Olson was the offensive coordinator at his alma mater, Central Washington, from 1990-93. The school was the top-ranked National Association of Intercollegiate Athletics school in total offense in 1991 and 1993. Olson helped develop Jon Kitna from NAIA

starter to 1997 World Bowl MVP to NFL starter in Seattle, Cincinnati and Detroit. Also during Olson's stint at Central Washington, he served as a wrestling coach for four seasons, including the last two as head coach, helping lead the program to a sixth place finish at his final NAIA National Tournament.

Olson got his coaching start as a graduate assistant in 1987 at Washington State, where he earned his master's degree in ath-

letic administration.

Olson attended Spokane Falls Junior College from 1981-82, and played quarterback at Central Washington from 1983-84, earning his bachelor's degree in education in 1986. The Richland, Wash., native is married to Lissa with twins, Kenneth and Grayce, and they live in St. Charles, Mo. Lissa was the head coach for the track and field program (men and women) at Purdue from 2001-04.

## OLSON, AT A GLANCE

2006-	<b>ST. LOUIS RAMS</b> Offensive Coordinator	1997-2000	<b>PURDUE UNIVERSITY</b> Quarterbacks
2004-2005	<b>DETROIT LIONS</b> Quarterbacks	1994-1996	<b>UNIVERSITY OF IDAHO</b> Quarterbacks
2003	<b>CHICAGO BEARS</b> Quarterbacks	1990-1993	<b>CENTRAL WASHINGTON UNIVERSITY</b> Offensive Coordinator/Quarterbacks
2002	<b>PURDUE UNIVERSITY</b> Tight Ends/Recruiting Coordinator	1987-1989	<b>WASHINGTON STATE UNIVERSITY</b> Graduate Assistant
2001	<b>SAN FRANCISCO 49ERS</b> Quarterbacks		



# BRIAN BAKER

*Defensive Line*

COLLEGE: *Maryland*  
NFL YEAR: *12*  
RAMS YEAR: *2*



Baker entered his second year with the Rams as defensive line coach. In 2006, Baker helped DE Leonard Little lead the team and tie for fifth in the NFL with 13.0 sacks. Pro Bowler DT La'Roi Glover also had a solid year under Baker, finishing with 5.5 sacks, sixth most by a defensive tackle in the NFC (ninth in the NFL).

Prior to coming to the Rams, Baker spent five seasons with the Minnesota Vikings as their defensive line coach in 2001 and 2004-05, and Minnesota's linebackers coach from 2002-03.

While with the Vikings, Baker helped develop DT Kevin Williams from a first-round draft pick to a first-team All-Pro and Pro Bowl starter in 2004. That season, Williams led all NFL defensive tackles with 11.5 sacks and joined DE Lance Johnstone, who had 11.0 sacks, to give the Vikings the third-most prolific sack tandem in the NFL in 2004.

Baker came to the Vikings after coaching the defensive line for the Detroit Lions from 1997-2000. Under Baker, Lions' defensive

linemen Luther Elliss and Robert Porcher earned Pro Bowl berths. In 1999, Porcher notched a career-high 15.0 sacks, the highest total in Lions' history since 1982 when the sack became an official NFL statistic. Baker also coached current ram DE James Hall in his rookie year in Detroit.

Baker tutored defensive linemen for the San Diego Chargers in 1996 in his NFL coaching debut. From 1987-95 Baker coached outside linebackers at Georgia Tech, adding the title of defensive coordinator in 1995. Tech was 10-0-1 and the nation's only undefeated team in 1990, earning a National Championship. Baker began his coaching career at Maryland, his alma mater. In 1984-85 he was outside linebackers coach, then coached one season at Army, serving as fullbacks coach in 1986.

Baker played outside linebacker at Maryland from 1981-83, helping the Terrapins go undefeated in the Atlantic Coast Conference in 1983, and earning his marketing degree from Maryland in 1985.

Baker, a Baltimore native, played run-

ning back, outside linebacker, and ran track for the Baltimore Polytechnic Institute High Engineers. He is married to Nevada with three daughters – Nicole, Jade, and Jasmine

– and they live in St. Charles, Mo. Nevada earned all-America honors in track and field at Virginia.

### BAKER, AT A GLANCE

2006-	<b>ST. LOUIS RAMS</b> Defensive Line	1996	<b>SAN DIEGO CHARGERS</b> Defensive Line
2004-2005	<b>MINNESOTA VIKINGS</b> Defensive Line	1995	<b>GEORGIA TECH UNIVERSITY</b> Defensive Coordinator/Outside Linebackers
2002-2003	<b>MINNESOTA VIKINGS</b> Linebackers	1987-1994	<b>GEORGIA TECH UNIVERSITY</b> Outside Linebackers
2001	<b>MINNESOTA VIKINGS</b> Defensive Line	1986	<b>ARMY</b> Fullbacks
1997-2000	<b>DETROIT LIONS</b> Defensive Line	1984-1985	<b>UNIVERSITY OF MARYLAND</b> Outside Linebackers



## PAUL BOUDREAU

*Offensive Line*

COLLEGE: Boston College  
NFL YEAR: 21  
RAMS YEAR: 2



There are 20 NFL running backs who have rushed for more than 10,000 yards. Paul Boudreau's offensive lines have paved the way for Barry Sanders (third, 15,269), Curtis Martin (fourth, 14,101), and Thurman Thomas (twelfth, 12,074). A fourth probably will join that elite group this season, Jacksonville's Fred Taylor (twenty-first, 9,513) and down the road there likely will be another, the Rams' Steven Jackson. Boudreau has coached lines that blocked for eight 1,000-yard rushers.

Boudreau's (Boo-droh) offensive line in 2006 assisted Jackson as Steven gained 1,528 rushing yards, a career high, and QB Marc Bulger passed for a career-high 4,301 yards. The offensive line helped Jackson and Bulger accomplish these outstanding seasons with 10 different players seeing action, and nine different players in the starting lineup. By the end of the season, after injuries sidelined starters, Boudreau had plugged in three young players, guards Mark Setterstrom and Richie Incognito, and center Brett Romberg.

Boudreau came to the Rams after three seasons (2003-2005) as offensive line coach for the Jacksonville Jaguars. In 2003, Boudreau's unit broke the Jaguars' record by allowing 28 sacks (tied for ninth in the NFL), including six in the final eight games. That season, Fred Taylor rushed for a team-record 1,572 yards.

Boudreau came to the Jaguars after two seasons (2001-02) with the Carolina Panthers. Under his tutelage, the Panthers set a club record of 31 sacks allowed in 2001 after giving up 69 the previous season. With the Miami Dolphins from 1999-2000, Boudreau's unit helped pave the way for Lamar Smith to rush for 1,139 yards. The unit also surrendered only 28 sacks, tied for the fourth-lowest in the NFL. Boudreau coached the offensive line for the New England Patriots from 1997-98 and was offensive line coach for the Detroit Lions from 1994-96.

Boudreau's first NFL position was with the New Orleans Saints from 1987-93. Overall, the Saints placed in the top three in fewest sacks allowed four times in Boudreau's seven seasons with the Saints. In 1992 they allowed a league-low 15 sacks.

Prior to entering the NFL, Boudreau was the offensive line coach for the Canadian Football League's Edmonton Eskimos from 1983-86 after a nine-year collegiate coaching career.

A native of Arlington, Mass., Boudreau was a letterman in football and baseball at Boston College. He and his wife, Joan, live in St. Charles, Mo. The couple has a son, Paul, and a daughter, Jill, as well as a grandson, Zach, and a granddaughter, Kalyn.

## BOUDREAU, AT A GLANCE

2006-	<b>ST. LOUIS RAMS</b> Offensive Line	1983-1986	<b>EDMONTON ESKIMOS (CFL)</b> Offensive Line
2003-2005	<b>JACKSONVILLE JAGUARS</b> Offensive Line	1982	<b>UNITED STATES NAVAL ACADEMY</b> Offensive Line
2001-2002	<b>CAROLINA PANTHERS</b> Offensive Line	1979-1981	<b>DARTMOUTH COLLEGE</b> Offensive Line
1999-2000	<b>MIAMI DOLPHINS</b> Offensive Line	1976-1978	<b>UNIVERSITY OF MAINE</b> Offensive Line
1997-1998	<b>NEW ENGLAND PATRIOTS</b> Offensive Line	1974-1975	<b>BOSTON COLLEGE</b> Offensive Line
1994-1996	<b>DETROIT LIONS</b> Offensive Line	1973	<b>OXFORD (Mass.) HIGH SCHOOL</b> Assistant Coach
1987-1993	<b>NEW ORLEANS SAINTS</b> Offensive Line		



## JIM CHANEY

Assistant  
Offensive Line

COLLEGE: *Central Missouri State*  
NFL YEAR: 2  
RAMS YEAR: 2



Chaney enters his second NFL season in 2007. In 2006, Chaney helped coach an offensive line that blocked for an offense that gained 332 first downs and ranked third in the NFL as RB Steven Jackson earned a Pro Bowl berth with 1,528 yards rushing.

Chaney spent nine years at Purdue as offensive coordinator. He also coached the offensive line and tight ends. The Boilermakers led the Big Ten in passing offense five times and in total offense in 1997, 1999, and 2002. Purdue was ranked in the top 10 in the nation in total offense in six seasons, including 2000, when the Boilermakers ranked fourth. Drew Brees was named Big Ten Offensive Player of the Year in 2000, was a Heisman Trophy finalist, and earned All-America honors, leading the nation in total offense with 349.1 yards a game. Tim Stratton also received the inaugural John Mackey Award in 2000 as the

nation's best tight end.

From 1997-2001, Chaney also served as the recruiting coordinator, helping Purdue's recruiting classes rank in the top 10 nationally each year. Chaney came to Purdue from Wyoming, where he coached from 1993-96.

Chaney broke into coaching at Cal State-Fullerton in 1985. He served in many areas, including offensive coordinator and recruiting coordinator as well as coaching quarterbacks, receivers, and both lines. Chaney had a stint as the offensive line coach at Western Michigan during the spring of 1988 before returning to Cal State-Fullerton.

Chaney, a native of Holden, Mo., earned his bachelor's degree in physical education from Central Missouri State in 1985 after a career at nose guard, where he earned All-Conference honors as a senior. He is married to Lisa with two daughters, Elizabeth and Sara, and they reside in St. Charles, Mo.

## CHANEY, AT A GLANCE

2006-	<b>ST. LOUIS RAMS</b> Assistant Offensive Line	1995-1996	<b>UNIVERSITY OF WYOMING</b> Offensive Line/Recruiting Coordinator
2003-2005	<b>PURDUE UNIVERSITY</b> Offensive Coordinator/Tight Ends	1993-1994	<b>UNIVERSITY OF WYOMING</b> Graduate Assistant/Tight Ends
2002	<b>PURDUE UNIVERSITY</b> Offensive Coordinator/Offensive Line	1991-1992	<b>CAL STATE-FULLERTON</b> Offensive Coordinator/Quarterbacks
1999-2001	<b>PURDUE UNIVERSITY</b> Offensive Coordinator/Tight Ends/ Recruiting Coordinator	1989-1990	<b>CAL STATE-FULLERTON</b> Wide Receivers/Special Teams/ Recruiting Coordinator
1998	<b>PURDUE UNIVERSITY</b> Offensive Coordinator/Offensive Line/ Recruiting Coordinator	1988	<b>CAL STATE-FULLERTON</b> Running Backs/Recruiting Coordinator
1997	<b>PURDUE UNIVERSITY</b> Co-Offensive Coordinator/Offensive Line/ Recruiting Coordinator	1985-1987	<b>CAL STATE-FULLERTON</b> Offensive Line



# MIKE COX

*Def. Quality Control/  
Asst. Defensive Line*

**COLLEGE:** Idaho  
**NFL YEAR:** 1  
**RAMS YEAR:** 1



Cox is in his first year with the Rams after four years at Michigan State as linebackers coach and recruiting coordinator.

Cox has nearly 20 years coaching experience, including 17 years as an assistant for former collegiate head coach John L. Smith. Under his tutelage at Michigan State, linebackers Ronald Stanley and David Herron Jr. were team leaders in tackles, while linebacker Mike Labinjo played for the Philadelphia Eagles in 2004.

At Louisville (1998-2002), Cox coached the linebackers and the Cardinals won back-to-back Conference USA titles in 2000-01. Cox also was instrumental in producing three All-Conference USA selections. In 2000, Louisville forced an NCAA-best 37 turnovers and in 2002, Louisville ranked among the NCAA leaders in rushing defense.

During his tenure at Utah Sate (1995-97), Cox tutored two first-team All-West

linebackers in David Gill and Tony D'Amato. In 1995, Gill broke the school's single-season record for tackles with 168. Utah State won consecutive Big West Conference championships in 1996-97.

Cox helped Idaho to a combined record of 73-26 (.733) from 1987-94, including four Big Sky Conference championships and five Top 10 finishes. In 1994, the Vandals led the Big Sky in rushing defense, allowing only 65.3 yards per game.

Cox was a four-year letterman at Idaho from 1983-86 and a three-year starter at linebacker, playing for both Dennis Erickson and Keith Gilbertson. He still ranks among the Vandals' all-time leaders with 252 career tackles.

Cox is a native of Coeur d'Alene, Idaho. He and his wife, Jill, have three children, Zac, Jake and Addison. They reside in St. Charles.

## COX, AT A GLANCE

**2007-** **ST. LOUIS RAMS**  
*Defensive Quality Control/Assistant.  
Defensive Line*  
**2002-2006** **MICHIGAN STATE UNIVERSITY**  
*Linebackers/Recruiting Coordinator*  
**1998-2002** **UNIVERSITY OF LOUISVILLE**  
*Linebackers*

**1995-1997** **UTAH STATE UNIVERSITY**  
*Linebackers*  
**1987-1994** **UNIVERSITY OF IDAHO**  
*Linebackers*



# TODD DOWNING

*Asst. Special Teams/  
Defensive Asst.*

**COLLEGE:** Minnesota  
**NFL YEAR:** 5  
**RAMS YEAR:** 2



In his second year with the Rams, Downing was promoted to assistant special teams/defensive assistant coach in 2007.

Downing joined the Rams after three

years on the Minnesota Vikings' coaching staff. Downing interned in the Vikings' public relations and research and development departments prior to working on the coach-

ing staff.

In 1999 and 2000, Downing worked on the coaching staff of Eden Prairie High in suburban Minneapolis, helping his alma mater to the Minnesota Class 5-A state title in 1999. From 2000-02 during the summers, he played quarterback for the

Minnesota Maulers, a semi-pro football team.

Downing, a native of Eden Prairie, Minn., earned his degree in business communications from the University of Minnesota in 2002 and lives with his wife, Julie, in St. Peters, Mo.

### DOWNING, AT A GLANCE

2007-	<b>ST. LOUIS RAMS</b> Assistant Special Teams/Defensive Assistant	2005	<b>MINNESOTA VIKINGS</b> Offensive Quality Control
2006	<b>ST. LOUIS RAMS</b> Coaching/Special Teams Assistant	2003-2004	<b>MINNESOTA VIKINGS</b> Football Systems Analysis



## HENRY ELLARD

Wide Receivers

COLLEGE: Fresno State  
NFL YEAR: 23  
RAMS YEAR: 18



One of the elite receivers in NFL history, Ellard enters his seventh season coaching the Rams' receivers in 2007 after a 16-year playing career.

In 2006, Ellard coached Torry Holt to his sixth Pro Bowl berth. Holt finished the season fourth in the NFL with 93 receptions for 1,188 yards (fourth in the NFC, eighth in the NFL) and 10 touchdowns. Ellard also helped Isaac Bruce achieve a Rams record ninth career 1,000-yard receiving season, with 74 receptions for 1,098 yards. The Rams were the only team in the NFL to have three players with more than 70 receptions.

Ellard, a second-round draft choice in 1983, led the Rams in receiving in nine of his 11 seasons with the team. When he left the Rams, Ellard held franchise records for receptions (593) and receiving yards (9,761), and was second in touchdowns with 48 (he still is third in receptions, second in receiving yards, and fourth in receiving touchdowns).

The three-time Pro Bowler led the NFC in punt return average in 1984 (13.4) and 1985 (13.5), and the NFL with two punt return touchdowns in 1984. In 1988, Ellard led the NFC in receptions (86), and led the NFL in receiving yards (1,414).

After leaving the Rams, Ellard played five more seasons with the Washington Redskins and New England Patriots, catching 221 passes to finish his career with 814 receptions for 13,777 yards and 65 touchdowns. Entering the 2006 season, Ellard was 13th in NFL history in receptions, fifth in receiving yards. His 16.9 yards-per-catch average is second in NFL history for all players in the Top 20 of receiving yards.

Following his playing career, Ellard was an assistant coach at Southern California Christian High School in Orange, Calif., and an assistant track-and-field coach at Villa Park, (Calif.) High in 1999-2000. Ellard coached the 2000 football season at his alma mater, Fresno State.

While with the Rams in 1992, Ellard qualified for the Olympic Trials in the triple jump with a best of 54 feet, 1 inch. Ellard holds numerous Fresno State records, including 25 career touchdowns. His 24.4 yards-per-catch average in 1982 still is an NCAA record, (minimum 50 receptions).

Ellard and his wife, Lillian, reside in O'Fallon, Mo., with their daughters, Christiana, Alexandria, and Adriana. He also has a son, Henry Austin, Jr., and daughter, Whitney.

## ELLARD, AT A GLANCE

2003-	<b>ST. LOUIS RAMS</b> Wide Receivers	1998	<b>NFL PLAYING EXPERIENCE</b> <b>WASHINGTON REDSKINS</b> Wide Receiver
2001-2002	<b>ST. LOUIS RAMS</b> Offensive Assistant/Wide Receivers	1998	<b>NEW ENGLAND PATRIOTS</b> Wide Receiver
2000	<b>FRESNO STATE UNIVERSITY</b> Student Assistant	1994-1997	<b>WASHINGTON REDSKINS</b> Wide Receiver
1999	<b>SO. CALIF. CHRISTIAN H.S.</b> Orange, Calif. Assistant Coach	1983-1993	<b>LOS ANGELES RAMS</b> Wide Receiver (Second round draft choice [32nd overall] by the Los Angeles Rams in the 1983 NFL Draft from Fresno State)



# JUDD GARRETT

*Tight Ends*

*COLLEGE: Princeton*  
*NFL YEAR: 11*  
*RAMS YEAR: 2*



Garrett is in his second season coaching the Rams tight ends after six seasons with the Miami Dolphins in various roles. In 2005, as well as 2001-02, Garrett was the Dolphins' offensive quality control coach, adding receivers to those duties in 2004 and quarterbacks in 2003. Garrett made his NFL coaching debut in 1997 as an offensive assistant for the New Orleans Saints.

Garrett played running back at Princeton from 1987-89, earning Ivy League Player of the Year and Division I-AA All-America honors as a senior. He was selected by the Philadelphia Eagles in the 12th round of the 1990 NFL Draft. Released by the Eagles, Garrett worked the 1990 season as an assistant coach at Princeton.

Garrett played with the London Monarchs of the World League of American Football from 1991-92. In his first season with the Monarchs, he led the league in receptions and was an all-league pick at

running back. His 71 receptions in 1991 stood as a league record until the 2000 season. After spending the 1993 season on the Dallas Cowboys' practice squad, Garrett played two years in the Canadian Football League with the Las Vegas Posse in 1994 and the San Antonio Texans in 1995.

Garrett is continuing a family tradition in the NFL. His father, Jim, retired after the 2003 season following a 30-year career as an NFL assistant coach and scout. Older brothers John, Jason, and Jim also are involved in football. John is tight ends coach for the Dallas Cowboys. Jason, who was an NFL quarterback for 12 years, is offensive coordinator for the Dallas Cowboys. Jim is offensive coordinator at University School in Chagrin Falls, Ohio.

Garrett has two sons, Calvin and Campbell, and two daughters, Frances and Cassidy, and resides in St. Charles, Mo.

## GARRETT, AT A GLANCE

2006-	<b>ST. LOUIS RAMS</b> Tight Ends	2000	<b>MIAMI DOLPHINS</b> Offensive Assistant
2005	<b>MIAMI DOLPHINS</b> Offensive Quality Control	1997-1999	<b>NEW ORLEANS SAINTS</b> Offensive Assistant
2004	<b>MIAMI DOLPHINS</b> Offensive Quality Control/Wide Receivers	1996	<b>UNIVERSITY SCHOOL</b> Chagrin Falls, Ohio Assistant Coach
2003	<b>MIAMI DOLPHINS</b> Offensive Quality Control/Quarterbacks		
2001-2002	<b>MIAMI DOLPHINS</b> Offensive Quality Control		



# JEFF HORTON

Special Assistant/  
Offense

COLLEGE: Nevada  
NFL YEAR: 2  
RAMS YEAR: 2



Horton is in his second season in the NFL after seven years as quarterbacks coach at the University of Wisconsin. With the Rams, Horton assists head coach Scott Linehan with administrative duties and offensive game-planning and preparation.

During Horton's seven years at Wisconsin, the Badgers won the 1999 Big 10 Championship and the 2000 Rose Bowl. Horton tutored quarterback Brooks Bollinger, who led the team to a 30-12 record in four seasons, and was the school's all-time winningest quarterback. Horton's quarterbacks hold the first, second, and fourth-best career passing totals in school history.

Prior to Wisconsin, Horton was the head coach from 1994-98 at Nevada-Las Vegas, where he earned Big West Coach of the Year honors in 1994 after the Rebels won the

1994 conference title and the Las Vegas Bowl. In 1993, Horton was head coach at Nevada; the Wolfpack had the nation's top-ranked offense that season. Horton was the Wolfpack's wide receivers coach in 1992 after holding the same position at UNLV from 1990-91.

Horton was an assistant coach at Nevada from 1985-89, helping lead the Wolfpack to Big Sky Championships in 1985 and 1986. Horton's first coaching job came in 1984 as a graduate assistant at Minnesota.

Horton, a native of Arlington, Texas, graduated in 1981 from Nevada and earned his master's degree in educational administration from the University of San Francisco in 1993. He and his wife, Teri, live in St. Charles, Mo.

## HORTON, AT A GLANCE

2006-	<b>ST. LOUIS RAMS</b> Special Assistant/Offense	1992	<b>UNIVERSITY OF NEVADA</b> Wide Receivers
1999-2005	<b>UNIVERSITY OF WISCONSIN</b> Quarterbacks	1990-1991	<b>UNLV</b> Wide Receivers
1994-1998	<b>UNLV</b> Head Coach	1985-1989	<b>UNIVERSITY OF NEVADA</b> Assistant Coach
1993	<b>UNIVERSITY OF NEVADA</b> Head Coach	1984	<b>UNIVERSITY OF MINNESOTA</b> Graduate Assistant



# DANA LeDUC

Strength &  
Conditioning

COLLEGE: Texas  
NFL YEAR: 13  
RAMS YEAR: 9



LeDuc is in his ninth season with the Rams. He came to the Rams after four seasons with the Seattle Seahawks and after a distinguished career as a collegiate athlete and coach. LeDuc

(luh-DUKE) entered the NFL with the Seahawks in 1995 following 18 years as a college strength and conditioning coach, 16 at Texas and two at the University of Miami (Fla.).

LeDuc, a graduate of the University of Texas, was a two-time All-America honoree in the shot put and won the national collegiate championship in 1976. His all-time best throw was 67 feet, 1/4 inch. LeDuc was born in Tacoma, Wash., and attended Washington High, where he was state

champion in the shot put in 1971. LeDuc studied at the Institute of Sports and Physical Education in Moscow, Russia, in 1987. In May of 2005, LeDuc was inducted into the Tacoma-Pierce County Hall of Fame. He and his wife, Mary, live in St. Charles, Mo.

### LeDUC, AT A GLANCE

1999-	<b>ST. LOUIS RAMS</b> Strength & Conditioning	1993-1994	<b>UNIVERSITY OF MIAMI (Fla.)</b> Strength & Conditioning
1995-1998	<b>SEATTLE SEAHAWKS</b> Strength & Conditioning	1977-1992	<b>UNIVERSITY OF TEXAS</b> Strength & Conditioning



# RON MILUS

*Assistant Secondary*

**COLLEGE:** Washington  
**NFL YEAR:** 8  
**RAMS YEAR:** 2



Milus began his second year as assistant secondary coach for the Rams, after helping the Rams notch the eighth-best pass defense in the NFL.

Milus (MY-luss) came to the Rams after two seasons as secondary coach for the New York Giants. In his first season with the Giants in 2004, the club's pass defense improved significantly, allowing 189.4 passing yards per game, eighth-best in the NFL.

Milus spent the 2003 season as the defensive backs coach for the Arizona Cardinals, helping Dexter Jackson tie for fourth in the NFC with six interceptions.

Milus made his NFL debut with the Denver Broncos as defensive backs coach from 2000-01 and nickel backs coach in 2002. The Denver secondary improved in all three of Milus' seasons, as Deltha O'Neal earned a Pro Bowl berth with nine interceptions following the 2001 season. The Broncos' defense ranked sixth in the NFL in 2002.

Milus came to the Broncos after one sea-

son as the defensive backs coach at Texas A&M in 1999. That followed an eight-year stint as his alma mater, Washington, from 1991-98. Milus coached in six bowl games, including two Rose Bowls. His 1993 unit helped lead the nation in 1993 with 22 interceptions, while his 1995 unit posted 16 to lead the Pac-10. Milus joined the Washington staff as a graduate assistant in 1991 and was part of the school's co-National Championship team that season. His first coaching stint was at his alma mater, Lincoln High in Tacoma, Wash.

Milus was a standout cornerback and return specialist at the University of Washington from 1982-85. He ranks in the school's top 10 in punt return average. Milus earned his bachelor's degree in society and justice from Washington in 1986.

Milus is a native of Tacoma, Wash., and is married to Sandra. The couple has two sons, Ryan and Bobby, and reside in St. Charles, Mo.

### MILUS, AT A GLANCE

2006-	<b>ST. LOUIS RAMS</b> Assistant Secondary	1999	<b>TEXAS A&amp;M UNIVERSITY</b> Defensive Backs
2004-2005	<b>NEW YORK GIANTS</b> Secondary	1992-1998	<b>UNIVERSITY OF WASHINGTON</b> Defensive Backs
2003	<b>ARIZONA CARDINALS</b> Defensive Backs	1991	<b>UNIVERSITY OF WASHINGTON</b> Graduate Assistant
2002	<b>DENVER BRONCOS</b> Nickel Backs	1988-1990	<b>LINCOLN HIGH SCHOOL</b> Tacoma, Wash. Assistant Coach
2000-2001	<b>DENVER BRONCOS</b> Defensive Backs		



# WAYNE MOSES

## Running Backs



**COLLEGE:** Washington  
**NFL YEAR:** 2  
**RAMS YEAR:** 2

Moses is in his second season as running backs coach with the Rams. In 2006, Moses helped Steven Jackson earn his first Pro Bowl berth after Jackson rushed for a career-high 1,528 yards (third in the NFC, fifth in the NFL). Jackson also caught 90 passes, a total that led NFL running backs and was fourth in the NFC (tied for seventh in the NFL). Jackson's 2,334 yards from scrimmage led the NFL and his 105 first downs led the NFC, second in the NFL. Jackson's 96 points tied for the NFC lead, tied for third in the NFL, in scoring for non-kickers.

Moses had a 28-year college coaching career, coaching running backs at five Pac-10 schools since 1990, with tours at UCLA (1990-95), California (1996), Washington (1997-2000), USC (2001), and Stanford (2002-03 and 2005). Moses spent 2004 at the University of Pittsburgh.

In four years at Washington, the Huskies played in a bowl game in each year: 1997 Aloha Bowl, 1998 Oahu Bowl, 1999 Holiday Bowl, and 2001 Rose Bowl. In 1996 at California, he worked under head coach Steve Mariucci in helping the Golden Bears to their first bowl appearance in six years, the Aloha Bowl berth against Navy.

Moses began his coaching career in 1978 as a graduate assistant at Cal State-Fullerton working with the defensive backs, then went to Chaffey Junior College in Ontario, Calif., as running backs coach in 1979. His first Division I-A coaching job came in 1980 at North Carolina State as defensive backs coach. Moses coached running backs at Bowling Green (1981-83), Rutgers (1984-85), and San Diego State (1986-88), then coached wide receivers at New Mexico in 1989.

Moses was a training camp coaching intern for the Los Angeles Raiders (1990), the Seattle Seahawks (1993), and the Denver Broncos (1999).

A member of the Washington Huskies' 1978 Rose Bowl Championship team, Moses was a four-year letter-winner at Washington and received his bachelor's degree in political science in 1977. He was out of football when hired by the FBI to train as an agent at Quantico, Va. in January, 1990.

Moses, a native of Newgulf, Texas, who graduated from San Dimas (Calif.) High, is married to Rosalind with two daughters, Valerie and Kimberly. They reside in St. Charles, Mo.

### MOSES, AT A GLANCE

2006-	<b>ST. LOUIS RAMS</b> Running Backs	1989	<b>UNIVERSITY OF NEW MEXICO</b> Wide Receivers
2005	<b>STANFORD UNIVERSITY</b> Running Backs	1986-1988	<b>SAN DIEGO STATE UNIVERSITY</b> Running Backs
2004	<b>UNIVERSITY OF PITTSBURGH</b> Running Backs	1984-1985	<b>RUTGERS UNIVERSITY</b> Running Backs
2002-2003	<b>STANFORD UNIVERSITY</b> Running Backs	1981-1983	<b>BOWLING GREEN STATE UNIVERSITY</b> Running Backs
2001	<b>USC</b> Running Backs	1980	<b>NORTH CAROLINA STATE UNIVERSITY</b> Defensive Backs
1997-2000	<b>UNIVERSITY OF WASHINGTON</b> Running Backs	1979	<b>CHAFFEY JUNIOR COLLEGE</b> Ontario, Calif. Running Backs
1996	<b>UNIVERSITY OF CALIFORNIA</b> Running Backs	1978	<b>CAL STATE-FULLERTON</b> Graduate Assistant
1990-1995	<b>UCLA</b> Running Backs		



# KEITH MURPHY

*Offensive Quality Control*

COLLEGE: *Washington*  
NFL YEAR: 1  
RAMS YEAR: 1



Murphy entered his first year in the NFL from Eastern Washington University, where he spent nine years, the last eight as wide receivers and special teams coach.

Murphy served under Coach Scott Linehan as a graduate assistant at University of Washington, where he worked with the wide receivers, quarterbacks, and special teams from 1997-1999. He also was a student assistant in 1996, helping coach the running backs and special teams.

Murphy played wide receiver and on special teams for the Huskies. He was part of two Pacific 10 Conference championships (1992, 1995) and five bowl teams (1998 Oahu Bowl, 1997 Aloha Bowl, 1996 Holiday Bowl, 1995 Sun Bowl, and the 1993 Rose Bowl).

Murphy is a native of Seattle, Wash. He and his wife, Carrie, have one daughter, Lexi Rose, and reside in St. Charles, Mo.

## MURPHY, AT A GLANCE

2007-

ST. LOUIS RAMS

*Offensive Quality Control*

1999-2006

EASTERN WASHINGTON UNIVERSITY

*Wide Receivers/Special Teams*

1996-1999

UNIVERSITY OF WASHINGTON

*Wide Receivers/Special Teams*



# DOUG NUSSMEIER

*Quarterbacks*

COLLEGE: *Idaho*  
NFL YEAR: 7  
RAMS YEAR: 2



Nussmeier is in his second year as quarterbacks coach for the Rams, after helping Marc Bulger have one of his best seasons in 2006. Bulger, named to his second Pro Bowl, finished the season with 370 completions in 588 attempts (62.9 percentage) for 4,301 yards with 24 touchdowns and eight interceptions for a 92.9 passer rating. His 4,301 yards is the fourth-best passing yards season in Rams' history (29th in NFL history) and gave Bulger his first 4,000-yard passing season.

Nussmeier was quarterbacks coach at Michigan State three seasons prior to coming to the Rams. After a five-year NFL playing career, Nussmeier entered his first sea-

son as a coach in the NFL in 2006.

In 2005, Nussmeier tutored Drew Stanton, who accounted for a Spartans single-season record 3,415 total yards.

In 2003, future Rams quarterback Jeff Smoker earned second-team all-Big Ten honors and led the league in passing (261.2 yards per game). Smoker's 2003 season is the best in Spartans history, as he completed 302 of his 488 attempts for 3,395 yards and 21 touchdowns, all single-season school records.

In 2002, Nussmeier served as offensive coordinator and quarterbacks coach for the Ottawa Renegades of the Canadian Football League.

Nussmeier made his coaching debut in 2001 as quarterbacks coach for the CFL's British Columbia Lions.

Nussmeier finished his professional playing career with the Lions in the CFL in 2000, helping the club to the Grey Cup Championship. Originally a fourth-round selection (116th overall) of the New Orleans Saints in the 1994 NFL Draft, Nussmeier played five years in the NFL, with the Saints (1994-97) and with the Indianapolis Colts (1998).

Nussmeier, who was coached at Idaho by Rams head coach Scott Linehan when Linehan was the Vandals' quarterbacks coach, still ranks among the NCAA Division I-AA all-time leaders in passing (ninth with 10,824 career yards) and total offense (10th at 309.1 yards per game). He is one of only three quarterbacks in NCAA history to throw for at least 10,000 yards and rush for 1,000

yards (1,230), joining Alcorn State's Steve McNair (1991-94) and Central Florida's Daunte Culpepper (1996-98). Nussmeier set several Vandals career records for passing yards, including touchdown passes (91), passing efficiency (175.2), completion percentage (.609), and total offense (12,054 yards; 308.4 yards per game).

In 1993, Nussmeier won the Walter Payton Award, presented annually to the Division I-AA player of the year, leading the Vandals to an 11-3 record. He set a school-record with 33 touchdown passes, and his 172.2 passer rating ranks as the seventh-best single-season mark in Division I-AA history.

A native of Lake Oswego, Ore., Nussmeier is married to Christi with a son, Garrett, and a daughter, Ashlynn. They reside in Fenton, Mo.

## NUSSMEIER, AT A GLANCE

2006-	<b>ST. LOUIS RAMS</b> Quarterbacks	1998	<b>NFL PLAYING EXPERIENCE</b> <b>INDIANAPOLIS COLTS</b> Quarterback
2003-2005	<b>MICHIGAN STATE UNIVERSITY</b> Quarterbacks	1994-1997	<b>NEW ORLEANS SAINTS</b> Quarterback (Fourth-round draft choice [116th overall] by the New Orleans Saints in the 1994 NFL Draft from Idaho)
2002	<b>OTTAWA RENEGADES (CFL)</b> Offensive coordinator/Quarterbacks		
2001	<b>BRITISH COLUMBIA LIONS (CFL)</b> Quarterbacks		



# AL ROBERTS

Special Teams

COLLEGE: Puget Sound  
NFL YEAR: 17  
RAMS YEAR: 1



A veteran of 17 years of NFL coaching experience, Roberts is in his first season with the Rams coaching the special teams.

Prior to coming to St. Louis, Roberts spent four years coaching at the high school level at Garfield High in Seattle, Wash., where he coached from 1973-76.

From 1997-2002, Roberts headed the special teams unit for the Cincinnati Bengals, where in 1999, both the kickoff and punt teams finished third in the NFL. Tremain Mack became the first Bengal to lead the AFC (27.1 avg.) in kickoff returns, as well as the first Cincinnati player to be named to the Pro Bowl as a kick return specialist. Rookie Craig Yeast became the first Bengal to return two punts for touchdowns

in one season since Lemar Parrish in 1974.

Roberts broke into the NFL in 1984 with the Houston Oilers as running backs and special teams coach. He spent two more seasons as an assistant coach with Purdue (1986-87) and was back in the NFL coaching special teams with the Philadelphia Eagles and head Coach Buddy Ryan from 1988-90.

From 1991-93, Roberts coached special teams for the New York Jets under head coach Bruce Coslet. He reunited with Coach Ryan in Arizona from 1994-95, and coached special teams. At the end of the 1995 season, Roberts returned to the college ranks, coaching the running backs and special teams at the University of Washington, where he coached RB Corey Dillon.

Born in Fresno, Calif., Roberts played high school football in Merced, Calif., and college football at Washington (1964-65) and the University of Puget Sound in Tacoma, Wash. (1967-68). He holds a

bachelor of arts degree from Puget Sound. Roberts and his wife, Arvella, have two sons, Kali and Kyle, and a daughter, Genesis.

### ROBERTS, AT A GLANCE

2007-	<b>ST. LOUIS RAMS</b> Special Teams	1987	<b>WYOMING</b> Running Backs/Special Teams
2003-2006	<b>GARFIELD HIGH SCHOOL</b> Seattle, Wash. Head Coach	1986	<b>PURDUE UNIVERSITY</b> Running Backs/Special Teams
1997-2002	<b>CINCINNATI BENGALS</b> Special Teams	1984-1985	<b>HOUSTON OILERS</b> Running Backs/Special Teams
1996	<b>UNIVERSITY OF WASHINGTON</b> Running Backs/Special Teams	1983-1984	<b>LOS ANGELES EXPRESS (USFL)</b> Running Backs/Special Teams
1994-1995	<b>ARIZONA CARDINALS</b> Special Teams	1977-1982	<b>UNIVERSITY OF WASHINGTON</b> Running Backs
1991-1993	<b>NEW YORK JETS</b> Special Teams	1973-1976	<b>GARFIELD HIGH SCHOOL</b> Seattle, Wash. Head Coach
1988-1990	<b>PHILADELPHIA EAGLES</b> Special Teams	1969-1972	<b>MERCER ISLAND</b> Assistant Coach



# WILLY ROBINSON

Secondary

COLLEGE: Fresno State  
NFL YEAR: 12  
RAMS YEAR: 2



Robinson, in his second season, came to the Rams after one season with the New Orleans Saints as the senior defensive assistant/secondary in 2005 and defensive coordinator for the San Francisco 49ers in 2004. Robinson coached defensive backs for the Pittsburgh Steelers from 2000-2003.

In 2006, Robinson helped improve the Rams pass defense to third-best in the NFC (fourth in the NFL), allowing 189.7 passing yards a game, the lowest total since 1998 (176.9).

Robinson spent the 1999 season as defensive coordinator/secondary for Oregon State, where he tutored the Pacific 10's top-ranked defense. He came to Oregon State after a four-year stay with the Seattle Seahawks (1995-98) as their secondary coach, helping Shawn Springs and Daryl Williams earn Pro Bowl berths. In 1994, Robinson coached the secondary at the University of Miami (Fla.) before follow-

ing head coach Dennis Erickson to Seattle. The two would later coach together at Oregon State and San Francisco.

Prior to his arrival at Miami, Robinson spent 14 years at Fresno State, his alma mater, in various capacities. Robinson got his coaching start as a graduate assistant at Fresno State in 1978, and then spent the 1979 season at San Jose State, coaching outside linebackers.

Robinson, a native of Fort Carson, Colo., who attended Redwood High in Visalia, Calif., played two seasons (1975-76) at the College of the Sequoias (Calif.) before transferring to Fresno State from 1977-78 to finish his career as a defensive back. He earned first-team all-Pacific Coast Conference honors as a junior and second-team honors as a senior before graduating with a degree in physical education. Robinson has two daughters, Brittany and Mallory, and lives in St. Louis.

## ROBINSON, AT A GLANCE

2006-	<b>ST. LOUIS RAMS</b> Secondary	1990-1991	<b>FRESNO STATE UNIVERSITY</b> Co-Defensive Coordinator/Secondary/ Special Teams
2005	<b>NEW ORLEANS SAINTS</b> Senior Defensive Assistant/Secondary	1988-1989	<b>FRESNO STATE UNIVERSITY</b> Co-Defensive Coordinator/Outside Linebackers
2004	<b>SAN FRANCISCO 49ERS</b> Defensive Coordinator	1987	<b>FRESNO STATE UNIVERSITY</b> Outside Linebackers
2000-2003	<b>PITTSBURGH STEELERS</b> Defensive Backs	1980-1986	<b>FRESNO STATE UNIVERSITY</b> Secondary
1999	<b>OREGON STATE UNIVERSITY</b> Defensive Coordinator/Secondary	1979	<b>SAN JOSE STATE UNIVERSITY</b> Outside Linebackers
1995-1998	<b>SEATTLE SEAHAWKS</b> Secondary	1978	<b>FRESNO STATE UNIVERSITY</b> Graduate Assistant
1994	<b>UNIVERSITY OF MIAMI (Fla.)</b> Secondary		
1992-1993	<b>FRESNO STATE UNIVERSITY</b> Defensive Coordinator		



## BRAD ROLL

Assistant Strength  
& Conditioning

COLLEGE: Stephen F. Austin (Texas)  
NFL YEAR: 15  
RAMS YEAR: 2



Roll joined the Rams after two years as strength & conditioning coordinator for the Buffalo Bills. Prior to his time in Buffalo, Roll spent eight seasons as the assistant strength & conditioning coach for the Miami Dolphins (1996-2003).

Roll made his NFL debut from 1993-95 as the head strength coach for the Tampa Bay Buccaneers after serving as strength & conditioning coach at the University of Miami (Fla.) from 1989-92. While with the Hurricanes, Roll was on two National Championship staffs, and worked with future NFL players Cortez Kennedy, Warren Sapp, and Leon Searcy, as well as professional wrestler and actor Dwayne (The Rock) Johnson.

Roll came to Miami from Kansas, where he served as strength & conditioning coach for the Jayhawks from 1987-88, working closely with the National Championship bas-

ketball team in 1988. He served in the same capacity at Louisiana-Lafayette from 1981-86 after getting his coaching start in 1980 as a graduate assistant at Stephen F. Austin.

Roll played center collegiately at Blinn (Texas) Junior College and Stephen F. Austin in Nacogdoches, Texas, where he earned his bachelor's and master's degrees in education. He also studied at the Moscow (Russia) Sports Institute during the summers of 1985 and 1986, as well as with the German Olympic weightlifting coaching and training staff in Leipzig in 1987. In 2003, Roll was inducted into the professional category of the USA Strength & Conditioning Coaches Hall of Fame, and in 2004 he was inducted into the Stephen F. Austin Ring of Honor. Roll, a native of Houston, Texas, currently serves as a board member for the NFL Coaches Association and lives in St. Louis.

## ROLL, AT A GLANCE

2006-	<b>ST. LOUIS RAMS</b> Assistant Strength & Conditioning	1989-1992	<b>UNIVERSITY OF MIAMI (Fla.)</b> Strength & Conditioning
2004-2005	<b>BUFFALO BILLS</b> Strength & Conditioning	1987-1988	<b>KANSAS UNIVERSITY</b> Strength & Conditioning
1996-2003	<b>MIAMI DOLPHINS</b> Assistant Strength & Conditioning	1981-1986	<b>UNIVERSITY OF LOUISIANA-LAFAYETTE</b> Strength & Conditioning
1993-1995	<b>TAMPA BAY BUCCANEERS</b> Strength & Conditioning	1980	<b>STEPHEN F. AUSTIN STATE UNIVERSITY</b> Graduate Assistant

## FOOTBALL STAFF



**LARRY  
CLERICO**  
DIRECTOR OF  
VIDEO OPERATIONS

COLLEGE: UCLA  
NFL/RAMS YEAR: 17/17



Clerico is in his 17th season with the Rams, his 14th as director. "Rico" joined the Rams in 1992 as assistant video director and was moved to his current position in 1995, the Rams' first season in St. Louis.

Clerico was film manager for the UCLA athletic department from 1984-90. Larry was a member of the UCLA men's crew

team and was honored as the most inspirational athlete by his teammates in 1986. Larry graduated in 1990 with a degree in economics.

A native of Bakersfield, California, Larry is married to Jennifer. The couple has a son, Anthony, and two daughters, Olivia and Isabella. They reside in Ellisville, Mo.



**TODD  
HEWITT**  
EQUIPMENT MANAGER

COLLEGE: University of California - Riverside  
NFL/RAMS YEAR: 30/30



The 2006 season will be the 41st for Hewitt with the Rams. Todd's career with the Rams started in 1967, when at age 11 he began helping his father, Don Hewitt.

Todd, who officially joined the Rams in 1978 and became equipment manager in 1986, graduated from the University of California at Riverside with a degree in business administration in 1978. Hewitt was the starting third baseman on the 1977 UC-Riverside baseball team that won the

national collegiate Division II title.

Todd enjoys coaching youth baseball and guided the team on which two of his sons played to the 13-and-under World Series of the U.S. Specialty Sports Association in 2003.

Born in Pasadena, Calif., Todd is married to Kathy, and resides in Ballwin, Mo., with sons Travis, a quarterback at Arkansas State University, Joshua; and Dalton, and daughter Megan.



**RAY  
OGAS**  
PLAYER PROGRAMS

COLLEGE: San Diego State  
NFL/RAMS YEAR: 7/7



Ogas is in his seventh season with the Rams, assisting players with the transition to professional football and other responsibilities.

In his 30-plus years as a college coach, Ogas worked for such respected NFL names as Dick Vermeil, Don Coryell, Jim Hanifan, Jim Fassel, Rod Dowhower, and others. As a player in four seasons at Fullerton College in Southern California and at San Diego State, Ogas was a starting offensive line-

man on teams that posted a record of 44-0-2.

Ray has coached at San Diego State, UCLA, Hawaii, Boise State, Eastern Illinois, San Jose State, and at community colleges in Southern California. He also worked with New York Giants coaches in the 1999 pre-season and joined the Rams in 2000 as a special teams assistant coach.

Ogas lives in St. Charles, Mo., and has a daughter, Laurae.



**SAMIR SULEIMAN**  
 DIRECTOR OF FOOTBALL OPERATIONS

COLLEGE: James Madison  
 NFL/RAMS YEAR: 11/8



Suleiman (Soohl-EH-mun) has worked with Jay Zygmunt in overseeing all aspects of football operations including salary cap/roster management, player contract negotiations, trades, pro personnel, and player procurement since 2000. Prior to joining the Rams, Samir (SUH-mear) performed similar duties as Manager of Contract Information for the Jacksonville Jaguars during their back-to-back (1998-99) AFC Central Division Championship seasons.

Samir began his career in 1997 with the NFL Management Council, for which he monitored the league-wide Salary Cap and analyzed player contracts. Suleiman has been a member of the NFL Management

Council Club Services Committee, which oversees technology development and MC/Club interaction since 2001.

Born in Washington, D.C., Samir earned a B.S. degree in Sport Management from James Madison University (Va.), where he played wide receiver on the 1994 Lambert Cup Championship I-AA football team. In 2003, Suleiman was named an Outstanding Alumnus of the University. He also played semi-pro football for the Brooklyn (N.Y.) Mariners, who won the 1997 Garden State Football League Championship. Samir is single and enjoys hunting worldwide with his father.



**PLAYER PERSONNEL**



**TONY SOFTLI**  
 VICE PRESIDENT OF PLAYER PERSONNEL

COLLEGE: Washington  
 NFL/RAMS YEAR: 12/2



Tony supervises the Rams' pro and college scouting staffs and is responsible for managing and evaluating the information that results in player rating for the Rams' draft of college players. Softli joined the Rams in 2006 after serving the Carolina Panthers for 11 years. A former football player and coach at the University of Washington, Softli worked in scouting for the Panthers from the origination of the franchise in 1995. He was Director of College Scouting before joining the Rams.

The Panthers' drafts were among the most productive in the NFL. Under Softli's supervision the Panthers acquired such Pro Bowl players as Julius Peppers, Steve Smith, Dan Morgan, Kris Jenkins, and others who helped the Panthers reach Super Bowl XXXVIII after the 2003 season.

Tony joined the Panthers as a regional scout in 1995 after four years at the University of Washington, where Tony was a graduate assistant coach. The Huskies won the National Championship in 1991, Pac 10

titles in 1991 and '92, and made consecutive appearances in the Rose Bowl in 1992 and '93.

Softli worked in minor league football, serving as head coach and general manager of Britain's Blackpool Falcons in 1990 and head coach and director of player personnel for the Seattle Cavaliers from 1988-89.

A linebacker at Washington, Softli was a member of the Huskies team that won the 1979 Sun Bowl. He played six seasons in minor league football with the Seattle Cavaliers from 1980-82 and Eastside Express from 1983-85. Tony earned his bachelor's degree from the University of Washington.

Softli is currently serving on the NFL College Advisory committee and on the National Football Scouting Executive Committee. He also is a member of the National Football Foundation of the College Hall of Fame, St. Louis chapter.

Softli is a graduate of Newport High in Bellevue, Wash. where he played fullback

and was All-league and All-King County in track and field with a best of 59 feet, 11 inches in the shot put. A native of Seattle,

Tony and his wife, Kelly, have two daughters, Alexis and Indigo.



## LAWRENCE MCCUTCHEON

DIRECTOR OF  
PLAYER PERSONNEL

COLLEGE: Colorado State  
NFL/RAMS YEAR: 36/34



Now in his 36th season in the NFL, including his 34th with the Rams, McCutcheon is in his fourth season as Director of Player Personnel after spending four years as Director of Scouting

"Clutch" was just that in eight seasons for the Rams (1972-79), ending his career as the franchise's all-time leading rusher. McCutcheon is second on the team's career rushing list with 6,186 yards, and first in playoff rushing with 687 yards. McCutcheon set Rams' records in the 1975 NFC divisional playoffs when he carried the ball 37 times for 202 yards as the Rams beat the St. Louis Cardinals, 35-23.

McCutcheon, who finished his playing career with Denver and Seattle in 1980, and Buffalo in 1981, rejoined the Rams as a scout in 1982. He was an all-sport star at Plainview High in his native Plainview,

Texas, and was named the top player of the 20th century in Texas' South Plains area by the Lubbock Avalanche-Journal in 1999. Among those receiving votes was NFL Hall of Fame quarterback Sammy Baugh. This past February, McCutcheon was inducted into the Texas Panhandle Hall of Fame.

McCutcheon was a four-year letterman at Colorado State and a third-round draft choice of the Rams in 1972. McCutcheon also is a member of the Colorado State Hall of Fame; he set more than 20 school and Western Athletic Conference records. McCutcheon and his wife, Myna live in Huntington Beach, Calif., and have a son, Marcus, a graduate of Stanford University. McCutcheon also has a son, Daylon, who played cornerback for the Cleveland Browns, and a daughter, Adrian, and three grandchildren.



## JACK FAULKNER

ADMINISTRATOR OF  
PRO PERSONNEL

COLLEGE: Miami University (Ohio)  
NFL/RAMS YEAR: 53/43



Faulkner is in his seventh decade of professional football (1949-2007). One of the game's most insightful and intelligent minds, Faulkner, who originally joined the Rams in 1955, entered his 53rd NFL season and is involved in scouting and evaluating of pro personnel in the NFL and other leagues.

Faulkner has coached or coordinated all areas of defense and was the offensive backfield coach of the 1979 Rams team that won the NFC Championship and played the Pittsburgh Steelers in Super Bowl XIV. Faulkner was an assistant coach for the San Diego Chargers, New Orleans Saints, Minnesota Vikings, and Rams. He was

director of player personnel for New Orleans and has been director of pro scouting and assistant General Manager for the Rams.

A native of Youngstown, Ohio, Faulkner was American Football League Coach of the Year in 1962 with the Denver Broncos and secondary coach of the Chargers in 1961, when that group set a standing professional record with 42 interceptions in 14 games.

Faulkner was inducted into the Youngstown Hall of Fame in 1991 and is a member of the Curbstone Coaches' Hall of Fame in Youngstown. Faulkner lives in Costa Mesa, Calif., with his wife, Debbie, and has two children, Cathy and Jon.



## RAY AGNEW

SCOUT

COLLEGE: North Carolina State  
NFL/RAMS YEAR: 18/10



Agnew is in his first season as a pro scout with the Rams. Prior to his new post, Ray served seven years as Director of Player Development/Team Pastor, assisting players with life issues.

Agnew played three seasons with the Rams (1998-2000) and was a vital contributor on the field and in the locker room as the Rams won Super Bowl XXXIV in 1999.

The 10th selection in the 1990 NFL Draft, Agnew played five seasons with the New England Patriots (1990-94) and three

with the New York Giants (1995-97) before joining the Rams as an unrestricted free agent.

Agnew played in 157 career games and six playoff games. He recorded 23.5 sacks, forced six fumbles, recovered five, and had one interception.

Ray is married to Katherine with three children, sons Ray III, Malcolm, and Keenan. The Agnew family resides in Chesterfield, Mo.



## CARY CONKLIN

SCOUT

COLLEGE: Washington  
NFL/RAMS YEAR: 9/2



Conklin is in his second season with the Rams as a scout after spending the 2003 season as a scout for the Washington Redskins. The former NFL quarterback coached quarterbacks at Eastern Michigan University from 2000-01 and wide receivers at the University of Washington in 1998. From 1996-98, Conklin served as a student assistant coach at Washington, helping coach the quarterbacks.

A former fourth-round selection (86th

overall) in the 1990 NFL Draft by Washington, Conklin played for the Redskins until 1994 and then played for the San Francisco 49ers in 1995.

Cary, a former Gatorade Player of the Year for the state of Washington at Eisenhower High in Yakima, set numerous passing records for the Huskies during his collegiate career. Conklin is married to Demetra with two daughters, Cosette and Olivia, and lives in Issaquah, Wash.



## DICK DANIELS

SCOUT

COLLEGE: Pacific  
NFL/RAMS YEAR: 40/8



Daniels is in his 40th NFL season and 41st in professional football. He joined the Rams in 2000 from the Philadelphia Eagles, where he served as Director of Football Operations (1996-98). Prior to his stint with the Eagles, Daniels was Assistant General Manager for the San Diego Chargers (1990-96).

Dick had a six-year playing career in the NFL, playing defensive back for the Dallas Cowboys (1966-68), Chicago Bears

(1969-70) and Miami Dolphins (1971) after being signed by Dallas as rookie free agent out of Pacific University in Forest Grove, Ore. He intercepted seven passes in his playing career.

Daniels was secondary coach of the Miami Dolphins in 1972 and moved into the Dolphins' personnel department. In 1975, Daniels joined the Tampa Bay Buccaneers as head scout. He was a scout for the San Francisco 49ers from 1976-77. Daniels was

Director of Player Personnel for the Washington Redskins from 1978-84 and from 1985-89. He was Vice President of Player Personnel for the Los Angeles

Express of the USFL in 1985.

Dick and his wife, Gloria, have two daughters, Sunde' and Whitney, and reside in St. David's, Pa.



## LUKE DRISCOLL

SCOUT

COLLEGE: Hastings (Neb.)  
NFL/RAMS YEAR: 8/8



Driscoll, an eight-year veteran of the Rams' scouting department, is in his fifth season as a college scout. Driscoll, who joined the Rams in 2000 in player personnel, is a native of Fort Collins, Colo.

Driscoll graduated from Hastings College in Nebraska with degrees in criminal justice and psychology. He played football and baseball for the Lambkins at Fort Collins High. Luke is single and lives in Chicago, Ill.



## MEL FOELS

SCOUT

COLLEGE: Bowling Green  
NFL/RAMS YEAR: 6/6



Foels is in his seventh season as a Rams' scout. He joined the Rams in 2001 from Wake Forest University, where he served as linebackers coach from 1997-2000.

Kentucky (1974-76), Tulsa (1977-79), North Carolina (1980-83), Tennessee (1984-89), Arizona State (1990-91), and Maryland (1992-96). Foels was defensive coordinator during his stints at Tulsa and Arizona State.

Foels, a collegiate coach for more than 30 years, began his career as head football and head wrestling coach at Iowa Wesleyan College, 1966-72. He also has been an assistant coach at Iowa (1973), Eastern

Kentucky (1974-76), Tulsa (1977-79), North Carolina (1980-83), Tennessee (1984-89), Arizona State (1990-91), and Maryland (1992-96). Foels was defensive coordinator during his stints at Tulsa and Arizona State. Foels graduated from Bowling Green State University in Ohio, with academic distinction. Mel and his wife, Dawn, have two daughters, Tracie and Shellie, and one grandson. They live in Leland, N.C.



## BRAD HOLMES

SCOUT

COLLEGE: North Carolina A&T  
NFL/RAMS YEAR: 5/5



Holmes is in his second season as a scout for the Rams, after joining the Rams scouting department as an assistant in 2004. He also serves as the National Combine Scout, covering the Midwest area. He started in the NFL as a public relations intern for the Rams in 2003.

Conference and Black College National Championship. He was also team captain in 2000.

A graduate of North Carolina A&T, Holmes was a four-year letterman for the Aggies, starting at defensive tackle as they won the 1999 Mid-Eastern Athletic

A native of Tampa, Fla., Holmes was named 1997 first-team all-county and all-conference at defensive tackle for Chamberlain High.

Brad's father, Mel Holmes, played guard for the Pittsburgh Steelers from 1971-73. Holmes is single and lives in St. Louis.



## STEVE KAZOR

SCOUT

COLLEGE: Westminster College  
NFL/RAMS YEAR: 16/1



Kazor enters his first year in the Rams scouting department in 2007, after spending 2006 with the CFL's Ottawa Renegades as the offensive line coach.

Kazor has had head coaching posts at College of DuPage (2004-05), Wayne State University (2000-2003), McPherson College (1998-99) and Iowa Wesleyan (1993). From 1994-96, he coached the tight ends, offensive line and special teams for the Detroit Lions.

For 11 seasons (1982-92), Kazor worked with the Chicago Bears as special teams coach, defensive assistant, tight ends coach and assistant to head coach Mike Ditka. In 1980, Kazor signed on with the Dallas Cowboys where he

served as administrative assistant to the vice president Gil Brandt and head coach Tom Landry.

Prior to his first stint in the NFL, he served as linebacker coach and recruiting coordinator at the University of Texas at El Paso from 1979-80, and from 1977-78 he was the secondary assistant at the University of Texas at Austin.

In 1976, Kazor was the defensive coordinator at Southern Utah and in 1974, he served as the defensive line coach at the University of Texas at Arlington. Kazor began his coaching career at Westminster College in 1970.

Kazor, and his wife, Colleen, have two children, Lance and Kyle.



## JOHN MANCINI

SCOUT

COLLEGE: State University of New York - Plattsburgh  
NFL/RAMS YEAR: 13/13



Mancini, who joined the Rams in their inaugural season in St. Louis in 1995, is in his ninth season in the scouting department. After working as a scouting assistant in 1999, Mancini has been a scout since 2000, primarily in the Midwest region.

Mancini, who also has worked in the

Rams' ticket office and in merchandising, has scouted on the collegiate and professional levels. He is a graduate of State University of New York at Plattsburgh with a degree in business management. John is married to Theresa with a son, Dominic, and resides in St. Charles, Mo.



## DEBBIE POLLOM

DIRECTOR OF SCOUTING ADMINISTRATION

COLLEGE: Evergreen State  
NFL/RAMS YEAR: 24/16



Pollom, in her 16th year with the Rams, was named Director of Scouting Administration prior to the 2001 season. She assists in the day-to-day operation of the college and pro scouting departments, including coordination of the War Room on draft day.

Pollom began her career as a Player Personnel Assistant for the Memphis Showboats of the USFL in 1983. She moved to the Chicago Blitz in 1984 before working for the Cleveland Browns from 1984-89. Pollom was a Pro Scouting Assistant for the

New England Patriots (1990-91) and was hired by the Los Angeles Rams as a Player Personnel Assistant in 1992.

Debbie has a bachelor of arts degree from Evergreen State College in Olympia, Wash. She is the daughter of longtime personnel scout Norm Pollom (Los Angeles Rams, Buffalo Bills) and sister of the late Mike Pollom, a scout for the New England Patriots from 1987-2001. Pollom's hobbies include travel and theater. Debbie has one son, Nicholas, who is an actor. She resides in St. Charles, Mo.

## MEDICAL STAFF



**JIM  
ANDERSON**  
HEAD ATHLETIC TRAINER

COLLEGE: Colorado  
NFL/RAMS YEAR: 24/24



Now in his 23rd season with the Rams, Anderson is one of the most respected athletic trainers in the National Football League.

Jim had the distinction of working for two professional teams in two different leagues in one calendar year in 1984. Anderson was trainer for the Oakland Invaders of the USFL, which played in the spring. Jim trained the Invaders in their 1983-84 seasons, then joined the Rams for the 1984 NFL campaign.

Anderson is a 1979 graduate of the University of Colorado, where he was student athletic trainer for the football and

baseball squads. Jim served as assistant athletic trainer at the University of Southern California from 1979-82. He began his athletic training career in high school, spending summers working in the training camps of the Houston Oilers, who trained near Anderson's home in Huntsville, Texas.

Jim is a past executive committee member of the Professional Football Athletic Trainers' Society and is a certified member of the National Athletic Trainers' Association. Jim and his wife, Gretchen, have two daughters and one son, twins Danielle and James, and Sydney Jeanne. They reside in Wildwood, Mo.



**DAKE  
WALDEN**  
ASSISTANT ATHLETIC TRAINER

COLLEGE: Colorado  
NFL/RAMS YEAR: 15/15



Walden joined the Rams in 1993 after serving as assistant trainer for athletic teams at Stanford University from 1982-93. Walden earned a Master's degree in Education from Stanford and received a

Bachelor's degree from the University of Colorado. Walden assisted the Rams' staff at training camp from 1989-91. He and his wife, Cynthia, have a daughter, Ashley, and reside in Wildwood, Mo.



**JAMES  
LOMAX**  
ASSISTANT ATHLETIC TRAINER

COLLEGE: Central Methodist College  
NFL/RAMS YEAR: 4/4



Lomax is in his third season as an assistant athletic trainer for the Rams after serving two years as a full-season intern (2003-04). Lomax was one of the trainers for NFL Europa's Frankfurt Galaxy, which earned a World Bowl berth in 2004.

Lomax grew up in High Ridge, Mo.,

attending Northwest High of House Springs, Mo. He earned his undergraduate degree in athletic training in 2000 at Central Methodist University in Fayette, Mo., and completed his Master's Degree in teaching in 2003 at Lindenwood University in St. Charles, Mo. James and his wife Sarah reside in St. Peters, Mo.

## TEAM PHYSICIANS



**DR. CHARLES GOLDFARB**  
Orthopedics



**DR. MARK HALSTEAD**  
Internal Medicine



**DR. DOUGLAS POGUE**  
Internal Medicine



**DR. MATT MATAVA**  
Orthopedics



**DR. RICK W. WRIGHT**  
Orthopedics

## MEDICAL CONSULTANTS



**DR. RALPH DACEY**  
Neurosurgery



**DR. GLEN EDWARDS**  
Dentist



**DR. GIL GRAND**  
Ophthalmologist



**DR. MIKE MURPHY**  
Chiropractor



**DR. JOSH CALHOUN**  
Medical Consultant



**JILL STOLL**  
Dietician



## ADMINISTRATION/FINANCE



**JEFF  
BREWER**  
TREASURER

COLLEGE: California State-Northridge  
NFL/RAMS YEAR: 22/22

Brewer joined the Rams in 1986, having previously served as a manager of the accounting firm of Ernst & Whinney in Newport Beach, Calif.. An avid golfer, Jeff lettered in basketball and graduated with a

degree in accounting from California State University at Northridge. Jeff and his wife Alaine have six children, Jennifer, Robert, Nick, Alyssa, Molly and Megan. They reside in Yorba Linda, Calif.



**MICHAEL T.  
NAUGHTON**  
VICE PRESIDENT  
OF FINANCE & TICKETING

COLLEGE: DePaul  
NFL/RAMS YEAR: 13/13

Naughton is in his 26th year of ticket operations, his 11th with the Rams. Michael joined the Rams in 1995 after serving as

Director of Ticket Operations for the Kansas City Royals from 1993-1994.

Naughton was Athletic Ticket Manager



at the University of Iowa from 1985-1992. During his tenure at Iowa, Naughton served the Hawkeyes for two Rose Bowls, three Holiday Bowls and a Peach Bowl, as well as eight years of consecutive Big 10 conference football game sellouts, and two sold out NCAA Wrestling Tournaments.

Michael was Athletic Ticket Manager and Assistant Business Manager at Fresno State University (1983-84). He served in the Ticket and Business offices of DePaul University (1980-82). While at DePaul he was a basketball manager for Coach Ray

Meyer and graduated in 1979 with a degree in accounting. He has been inducted into the DePaul University Athletic Hall of Fame as a member of both the 1977-78 and 1978-79 (Final Four) basketball teams.

In 2000, Michael was named ticketing professional of the year by the International Ticketing Association, headquartered in New York. He also served on the Board of Directors for INTIX from 1997-2002.

A native of Chicago, Naughton and his wife, Michele Langowski, reside in Clayton, Mo.



**JOHN  
OSWALD**  
VICE PRESIDENT  
OF OPERATIONS

COLLEGE: Biscayne College  
NFL/RAMS YEAR: 25/25



Now in his 25th season with the organization, Oswald is in his 16th season coordinating training camp, team travel, and day-to-day operations of the Rams. He grew up in Laguna Beach, Calif., and served the organization as an intern during summer training camps.

After graduating from Biscayne College (now St. Thomas University) in Miami in 1983, Oswald was assistant public relations director of the Rams from 1983-86 and director of public relations from 1987-91. Born in Villa Park, Calif., John lives in Kirkwood, Mo.



**BILL  
CONSOLI**  
DIRECTOR OF  
INFORMATION SYSTEMS

COLLEGE: Harvey Mudd College  
NFL/RAMS YEAR: 19/19



Consoli has been responsible for the organization's computer and network operations since 1989. A National Merit scholar, Consoli graduated with distinction from Harvey Mudd College in Claremont, Calif., where he majored in Applied Mathematics,

minored in Psychology, and lettered in track & field.

Born in Concord, Calif., and raised in Santa Rosa, Calif., Consoli also is an author and songwriter. Bill is single and lives in Chesterfield, Mo.



**KANYON  
WEST**  
DIRECTOR OF TICKET OPERATIONS

COLLEGE: Clemson  
NFL/RAMS YEAR: 1/1



Kanyon, a 15-year veteran of the sports ticketing industry, joined the Rams ticket operations staff in 2006, after serving as Director of Ticket Sales and Operations for the Atlanta Motor Speedway from 2005-2006.

Kanyon was Assistant Director of Ticket Operations with the Atlanta Braves from

1999-2005.

Prior to the Braves, Kanyon was Assistant Director of Ticket Operations for the University of Wisconsin from 1998-1999.

Kanyon has also served as Assistant Ticket Manager for the Georgia Dome (1997-1998) and for the University of

Houston (1995-1997). He is a member of the International Ticketing Association (INTIX), and presently serves on the Nominating Committee.

A Clemson, S.C. native and 1992 grad-

uate of Clemson University, West received his Master's degree from Georgia Southern University in 1994. He lives in Glen Carbon, Ill., with his wife, Mary, and his three children, Ellis, Katryn and Ansley.



## SECURITY



**DAN  
LINZA**

**DIRECTOR OF SECURITY**

COLLEGE: St. Louis Community College - Meramec  
NFL/RAMS YEAR: 13/13



Linza is in his ninth season with the Rams as Director of Security after consulting the organization since the Rams' arrival in St. Louis in 1995. 'Chief' served 44 years with the Police Department in Kirkwood, Mo., more than 29 of those years as Chief of Police. During his tenure, Linza was recognized locally, statewide, and nationally, serv-

ing on boards of the FBI National Academy and International Association of Chiefs of Police.

A lifelong resident of Kirkwood, Linza, is married to Sharon with five children, daughters Nancy, Donna, and Christine, and sons Daniel Jr., and Michael. The couple also has eight grandchildren.



## MARKETING/SALES



**JIM  
McCALLUM**  
VICE PRESIDENT  
OF BUSINESS AFFAIRS

COLLEGE: St. John's  
NFL/RAMS YEAR: 2/2



McCallum has worked in sales and marketing his entire professional career. He was a business consultant to the Rams from 1995 until 2005, when the Rams formed the Chief Marketing Office and Jim was named Vice President/Business Affairs as part of that office.

The Chief Marketing Office essentially is responsible for all of the Rams' revenue producing departments.

Jim was general sales manager for Columbia Broadcasting System television stations in New York and Los Angeles and was President of the Entertainment Division

of IDC Services, Inc., which provided financial services to the entertainment industry in Los Angeles. He also was President and founder of Casablanca IV, a television syndication company.

McCallum has a degree in accounting from St. John's University in New York and a master's degree in marketing from Pace University, New York.

A native of Brooklyn, N.Y., Jim has two children and four grandchildren. He is a board member of the U.S. Marine Corps Scholarship Fund. McCallum resides in Cholarly, Mo.



**ALEC  
COUGHLIN**  
VICE PRESIDENT  
OF SALES & MARKETING

COLLEGE: *Southern California*  
NFL/RAMS YEAR: 1/1



Coughlin is a member of the Chief Marketing Office, created by the Rams in 2005. Alec joined the Rams as Vice-President of Sales & Marketing in 2007, having previously served as Vice President of the Marketing division of Los Angeles-based Endeavor Talent Agency. Coughlin's responsibilities over three years with Endeavor included strategic marketing services for clients American Express and St. Louis Rams as well as internal and external management of the division's financial accounting.

A native of Greenwich, Conn., with a

Financial major and Classics minor from the University of Southern California, Coughlin began his career with Banc of America Securities in their Investment Banking & Trading division before moving into a role with Octagon, one of the world's leading sports and entertainment content marketing companies.

Rams responsibilities include the management of all sales and marketing functions including sponsorship and suite sales as well as proprietary branding initiatives. Coughlin lives in Brentwood, Mo.



**TOM  
GUTHRIE**  
DIRECTOR OF ENTERTAINMENT

COLLEGE: *Virginia Commonwealth*  
NFL/RAMS YEAR: 23/23



Guthrie is involved in Rams' gameday activities, charitable functions, marketing projects, and administration of Rams Cheerleaders, and is liaison with owner and chairman Georgia Frontiere.

Tom joined the Rams in 1985 after being employed as a management supervisor of Neiman-Marcus Department Stores on the West Coast. He has traveled exten-

sively throughout the United States and Europe as a corporate consultant.

Guthrie earned a Bachelor's degree in Drama Education from Virginia Commonwealth University in Richmond, Va. Tom has produced, directed, and appeared in leading roles in such theater plays as *Cabaret*, *Oklahoma*, and *The Magnificent Yankee* with actor Buddy Ebsen.



**MIKE  
MOYNEUR**  
VICE PRESIDENT OF EXECUTIVE  
SERVICES, SPECIAL PROJECTS

COLLEGE: *University of California - Irvine*  
NFL/RAMS YEAR: 29/29



One of the longest tenured employees in the organization, Moyneur joined the Rams in 1979, working in suite service on game days.

Moyneur brought an extensive background in the hospitality industry to the Rams that included various supervisory positions at Walt Disney's private Club 33, in Disneyland, and at other Southern California hospitality venues. Mike is responsible for all food and beverage service at Rams Park and at the Edward Jones Dome. In addi-

tion, he coordinates various projects and special events for the team and serves on numerous charitable committees on behalf of the organization. He also is on the board of the Greater St. Louis Quarterback Club Foundation.

Born in Los Angeles and raised in Southern California, Mike graduated from the University of California at Irvine with a degree in mathematics. Mike and his wife Elizabeth have four children, Ryan, Nick, Lauren, and Dylan. They reside in Ballwin, Mo.



**MIKE O'KEEFE**  
 DIRECTOR OF SALES & MARKETING

COLLEGE: Missouri State  
 NFL/RAMS YEAR: 10/10



O'Keefe joined the Rams in 1998 as a club seat sales executive.

From 1999-2001, he managed the club seat program, including all aspects of the sales and renewal process.

In 2001, his role transitioned into selling and renewing executive box suites, where he assisted in the development and implementation of the suite sales and renewal plan.

In 2003, he became Manager of

Corporate Sales & Marketing, holding a dual role consisting of sales and account service responsibility for suites and sponsorships.

As the Director of Sales & Marketing, O'Keefe now oversees all sponsorship and suite sales and manages the day to day operation of the sales department.

O'Keefe holds a degree in communications from Missouri State University and resides in Ballwin with his wife Jen and daughter Alexis.



**ADAM JACOBS**  
 DIRECTOR OF MARKETING & SPONSORSHIP SERVICES

COLLEGE: Florida  
 NFL/RAMS YEAR: 2/2



Jacobs joined the Rams in 2006 and is responsible for creation and execution of various marketing initiatives, including advertising and promotional campaigns, special events, and managing internet business operations and sponsorship inventory.

Jacobs also oversees the Rams' Sponsorship Services team that executes all Rams corporate sponsorship programs.

Adam has a comprehensive back-

ground in promotion and marketing, having worked for General Motors Southeast division, for Washington Mutual Bank, the Indianapolis Motor Speedway Corporation, and with Major League Soccer.

Jacobs is a graduate of the University of Florida and was inducted into the UF Hall of Fame in 1998. He resides in Ballwin, Mo. with his wife Elise.



**PUBLIC RELATIONS/FOOTBALL MEDIA**



**RICK SMITH**  
 VICE PRESIDENT OF PUBLIC RELATIONS

NFL/RAMS YEAR: 27/13



Smith is in his 27th season in the NFL. He was in public relations with the San Diego Chargers from 1977-90 and with the Rams from 1992-2003.

Smith was a sportswriter for the San Diego Tribune, director of public relations for the Golden State Warriors of the National Basketball Association, staff writer

and Associate Editor for National Football League Properties, Inc., in Los Angeles, and operated Rick Smith & Associates, a public relations company in San Diego.

Smith is married to Susan, has two daughters and two grandsons and resides in Clayton, Mo.



## COMMUNITY OUTREACH/CORPORATE RELATIONS



### MICHAEL YARBROUGH

DIRECTOR OF COMMUNITY OUTREACH

COLLEGE: Washington University - St. Louis  
NFL/RAMS YEAR: 7/7



Yarbrough serves as the Director of Community Outreach and Youth Football Programs for the St. Louis Rams Community Outreach Team. He is responsible for the day-to-day management and development of the St. Louis Rams' cornerstone programs, coordinating NFL community programs and the coordination of numerous NFL and Rams sponsored youth football programs.

Throughout his many years of work in the community, Michael's awards include the *St. Louis Business Journal's* 40 under 40, the Tom Lombardo Chapter of the National Football

Foundation's Jim Otis "Hustle" Award for outstanding community support and community service recognitions from the United Way of Greater St. Louis.

Michael attended Washington University in St. Louis where he majored in History with a minor in Business Administration. Michael also earned a Master of Science in Public Administration and Policy Analysis from Southern Illinois University.

Michael and his wife Angie have been married for twenty-one years and have six children, ranging in ages 18 to 4 years.



### MOLLY HIGGINS

DIRECTOR OF CORPORATE COMMUNICATIONS

COLLEGE: Northern Iowa  
NFL/RAMS YEAR: 6/6



Higgins, who is in her sixth season with the Rams, leads the team's off-the-field communications including promotion of civic and charitable efforts as well as involvement in marketing and branding initiatives.

Prior to joining the Rams, Higgins worked in corporate public relations for a New York Stock Exchange-listed global computer software company.

Higgins graduated from the University of Northern Iowa, named one of the top 25 pub-

lic relations schools in the nation, with a B.A. in public relations and a minor in marketing. A graduate of the Coro Women in Leadership program, she was named to the *St. Louis Business Journal's* 30 under 30, a list of emerging business leaders in 2006.

In addition to her involvement with the team's various charitable efforts, Higgins serves on committees for the Multiple Sclerosis Society, St. Jude Children's Research Hospital and Celebrate St. Louis.

### ST. LOUIS RAMS STATS CREW

An integral part of every Rams game at the Edward Jones Dome is the dedicated staff of statisticians and assistants that monitor every play that takes place on the field. The Rams stats crew is responsible for generating official game stats, compiling and inputting play-by-play information into a computer database that quickly makes the data available for team coaches, the NFL, and the media. Bart Margiotta heads up the group, beginning his 31st year of service, going back to his days with the St. Louis football Cardinals.



**BART MARGIOTTA**  
Chief Statistician

Name	Position	Yrs Exp
Bart Margiotta	Chief Statistician	31
Gordon Ankney	Passing Stats	25
Mike Margiotta	Misc. Kicking Penalties	3
Andy Margiotta	Rushing Stats	10
Kent Houston	Computer Audit Station	9
Rick Suarez	Computer Log Station	10
Matt Rakers	Computer Entry Station	25
Denny Staub	Spotter	26
Jim Sefrit	Quality Control	13
Joe Genoni	Defensive Stats	12
Mike Thompson	Press Box Radio	23
Dennis Declue	Copy Crew Chief	26
Joe Danielewicz	Copy Crew	22
Tim Danielewicz	Copy Crew	21



# STAFF



**RYAN ANDERSON**  
Football Media  
Assistant



**MARGIE BALDWIN**  
Special Projects  
Assistant



**MARY BENNE**  
Accounting



**PAM BENOIST**  
Executive Suites  
Manager



**TOM BOYLE**  
Video Assistant



**ALAINE BREWER**  
Insurance



**KIM BURNHAM**  
Coordinator/  
Sponsorship Services



**JAKE BYE**  
Corporate Sales  
Manager



**MATT CADY**  
Assistant Director/  
Ticket Sales



**FRANK CROCKELL**  
Facilities



**ANNA DAVIS**  
Accounting



**TODD DAVIS**  
Associate Counsel



**BRETT DE BORD**  
Sales & Marketing  
Coordinator



**DONNA ELLIS**  
Executive Assistant  
to Coach Linehan



**LORY FABIAN**  
Executive Assistant/Football  
Media, Community Outreach



**KEELY FIMBRES**  
Director/  
Game Productions



**BRETT GRASSMUCK**  
New Media  
Coordinator



**JILL HAHN**  
Premium Seating  
Coordinator



**KIM HALE**  
Executive Assistant/  
Sales & Marketing



**JENNY HANSEN**  
Reception/  
Postal Services

# STAFF



**TERRI HARDING**  
Manager/  
Sponsorship Services



**KEITH HARRIS**  
Sales & Marketing  
Internet Manager



**JOHN KNETZER**  
Facilities Coordinator



**RACHEL KONDRÓ**  
Ticket Operations  
Assistant



**CAROL KOVAC**  
Executive Sales  
Assistant



**EMMA KOWALSKI**  
Executive Assistant



**JIM LAKE**  
Assistant Equipment  
Manager



**MATT LITZINGER**  
Field Assistant



**LORIE MAGINN**  
Account Payable



**THERESA MANCINI**  
Cheerleader Coordinator



**MATT MARCHAL**  
Corporate Sales &  
Marketing Manager



**KEN MAYWEATHER**  
Facilities



**MERRITT MCCARTHY**  
Executive Assistant/  
Donations Coordinator



**RYAN MIDDLETON**  
Video Assistant



**KATHY MOORE**  
Premium Seating Assistant



**ANNE MORGAN**  
Receptionist



**ROSALIND OGLESBY**  
Executive Assistant/  
Accounting



**SCOTT PARKER**  
Field Superintendent



**JANICE PIPP**  
Payroll Manager



**WILL RODRIGUEZ**  
Scouting Assistant



# STAFF



**LINA ROSE**  
Executive Assistant



**PATTY SCHULTZ**  
Executive Assistant/  
Football Operations



**BRANDON SCHWAB**  
Scouting Assistant



**SUSAN SLEMMER**  
Senior Manager/  
Sponsorship Services



**MATT TAYLOR**  
Equipment Assistant



**ARTIS TWYMAN**  
Assistant Director/  
Football Media



**NICK WAGONER**  
Senior Internet Writer



**CHAD WATSON**  
Marketing Sales Manager



**JOHN WELBY**  
Equipment Assistant




**LISA WINTER**  
Executive Assistant/  
Travel Coordinator

## WHAT'S IN A NUMBER

There are six jersey numbers that are no longer issued by the Rams, in effect, making them retired numbers. Below is a list of those numbers, the players who wore them, the years they wore them, and the years that the numbers stopped being issued.

No	Player	Years Played	Year Retired
7	Bob Waterfield	1945-52	1952
29	Eric Dickerson	1983-87	1987
40	Elroy (Crazylegs) Hirsch	1949-57	1957
74	Merlin Olsen	1962-76	1976
78	Jackie Slater	1976-95	1995
85	Jack Youngblood	1971-84	1984



# VETERANS



# VICTOR ADEYANJU

Defensive End

6-4 • 280 • born 2/11/83  
 2nd year (2nd Rams) • D4-2006 (113th)  
 Indiana  
 Currie H.S. • Chicago, Ill.  
 Career GP/GS (playoffs): 12/9 (0/0)

# 94



## TRANSACTIONS:

- 4/30/06 – selected by St. Louis in the fourth round (113th overall) in the 2006 NFL Draft.

**PRO:** Great burst and explosive quickness...has good pop and plays hard with strong work ethic

**2006 SEASON:** Started nine of 12 games at defensive end as a rookie.

- Made first career start in Week 3 at Arizona 9/24...made season-high seven tackles (six solo).
- Made first career sack in Week 6 vs. Seattle 10/15.
- Scored first touchdown of career on an 89-yard fumble recovery in Week 10 at Seattle 12/12, fifth-longest fumble return in Rams history.
- Left game in second quarter vs. San Francisco in Week 12 11/26 with a right forearm injury.

## COLLEGE:

- Started 43 consecutive games for Hoosiers, third-longest streak in school history.
- All-Big Ten second-team selection as a senior.
- One of five players to start every game as a sophomore.
- Redshirted as a true freshman.
- Graduated with degree in computer science.

## PERSONAL:

- Born Victor Adekunle Adeyanju (ah-DAY-on-jhoo).
- Earned All-Conference honors as a senior at Currie High despite being limited to only five games with broken bone in right leg.
- Returned five kickoffs for 62 yards as a senior.
- Spent four years of childhood in Nigeria before moving back to United States at age 7.
- Enjoys working with and fixing computers.
- Single and resides in St. Louis, Mo.

## ADEYANJU'S NFL STATISTICS

Year	Team	G-S	Tackles				Interceptions					Fumbles			
			Total	Solo	Asst	Sk	Yds	Int	Yds	Lg	TD	PD	FF	FR	Yds
2006	RAMS	12-9	43	31	12	1.0	8.0	0	0	0	1	0	0	2	89t
<b>Total</b>		<b>12-9</b>	<b>43</b>	<b>31</b>	<b>12</b>	<b>1.0</b>	<b>8.0</b>	<b>0</b>	<b>0</b>	<b>0</b>	<b>1</b>	<b>0</b>	<b>0</b>	<b>2</b>	<b>89t</b>

**ADDITIONAL CAREER STATISTICS:** Special Teams Tackles: 2006 (1)

### SINGLE GAME HIGHS

Total Tackles - 7 @ Carolina (11/19/06)  
 Solo Tackles - 6 twice, Last @ Arizona (9/24/06)  
 Sacks - 1.0 vs. Seattle (10/15/06)

## ADEYANJU'S GAME-BY-GAME STATS

## 2006 ST. LOUIS RAMS

Games	W/L	P/S	T	S	A	Sk	Yds	Int	Yds	Lg	TD	PD	FF	FR	Yds
DEN 9/10	W	1/0	1	1	0	0.0	0.0	0	0	0	0	0	0	0	0
@SF 9/17	L	1/0	2	0	2	0.0	0.0	0	0	0	0	0	0	0	0
ARI 9/24	W	1/1	7	6	1	0.0	0.0	0	0	0	0	0	0	0	0
DET 10/1	W	1/1	4	4	0	0.0	0.0	0	0	0	0	0	0	0	0
@GB 10/8	W	1/1	5	4	1	0.0	0.0	0	0	0	0	0	0	0	1
SEA 10/15	L	1/1	2	2	0	1.0	8.0	0	0	0	0	0	0	0	0
@SD 10/29	L	1/1	3	1	2	0.0	0.0	0	0	0	0	0	0	0	0
KC 11/5	L	1/1	5	3	2	0.0	0.0	0	0	0	0	0	0	0	0
@SEA 11/12	L	1/1	6	4	2	0.0	0.0	0	0	0	0	0	0	0	1
@CAR 11/19	L	1/1	6	6	0	0.0	0.0	0	0	0	0	0	0	0	0
SF 11/26	W	1/1	0	0	0	0.0	0.0	0	0	0	0	0	0	0	0
ARI 12/3	L							Inactive							
CHI 12/11	L							Inactive							
@OK 12/17	W							Inactive							
WAS 12/24	W	1/0	2	0	2	0.0	0.0	0	0	0	0	0	0	0	0
@MIN 12/31	W							Inactive							
TOTALS	8-8	12/9	43	31	12	1.0	8.0	0	0	0	0	0	0	0	2



# RICH ALEXIS

Running Back

6-0 • 234 • born 5/6/81

3rd year (2nd Rams) • FA-2006

Washington

Pope John Paul II H.S. • Coral Springs, Fla.

Career GP/GS (playoffs): 3/0 (1/0)

# 32

## TRANSACTIONS:

- 12/14/06 – signed with St. Louis as unrestricted free agent.
- 11/14/06 – signed to Jacksonville practice squad.
- 11/3/06 – signed to Jacksonville active roster.
- 9/4/06 – signed to Jacksonville practice squad.
- 11/29/05 – signed to Jacksonville active roster.
- 9/5/05 – signed to Jacksonville practice squad.
- 9/7/04 – signed to Jacksonville practice squad.

**PRO:** Played in three games for Jacksonville in the 2005 and 2006 seasons.

**2006 SEASON:** Played in one game for Jacksonville before being signed by St. Louis from Jacksonville practice squad 12/14/06.

- Rushed three times for 5 yards.

**2005 SEASON:** Played in two games for Jacksonville.

- Spent 11 weeks on practice squad.
- Returned one kick for 31 yards vs. Indianapolis 12/11.
- Returned one kickoff for 11 yards in AFC Wildcard Game vs. New England 1/7/06.

**2004 SEASON:** Signed as an undrafted rookie free agent by Jacksonville.

- Spent entire season on practice squad.

## COLLEGE:

- Led Huskies in rushing as a senior with 566 rushing yards and four touchdowns.
- Led team in rushing as a junior with 688 rushing yards and 10 touchdowns.
- Played in every game as a sophomore and freshman.
- Film study major.

## PERSONAL:

- Born Richard Alexis in Boynton Beach, Fla.
- Played one season at Pope John Paul II High in Coral Springs Fla., rushing for 700 yards and 13 touchdowns as a senior.

### ALEXIS' NFL STATISTICS

Year	Team	G-S	Rushing					Receiving					
			Att	Yds	Avg	Lg	TD	No	Yds	Avg	Lg	TD	
2005	Jacksonville	2-0	0	0	0.0	0	0	0	0	0.0	0	0	0
2006	Jacksonville/RAMS	1-0	3	5	1.7	3	0	0	0	0.0	0	0	0
<b>Total</b>		<b>3-0</b>	<b>3</b>	<b>5</b>	<b>1.7</b>	<b>3</b>	<b>0</b>	<b>0</b>	<b>0</b>	<b>0.0</b>	<b>0</b>	<b>0</b>	<b>0</b>

### POSTSEASON

Year	Team	G-S	Rushing					Receiving					
			Att	Yds	Avg	Lg	TD	No	Yds	Avg	Lg	TD	
2005	Jacksonville	1-0	0	0	0.0	0	0	0	0	0.0	0	0	0
<b>Total</b>		<b>1-0</b>	<b>0</b>	<b>0</b>	<b>0.0</b>	<b>0</b>	<b>0</b>	<b>0</b>	<b>0</b>	<b>0.0</b>	<b>0</b>	<b>0</b>	<b>0</b>

Year	Team	Punt Returns					Kickoff Returns				
		No	FC	Yds	Lg	TD	No	Yds	Avg	Lg	TD
2005	Jacksonville	0	0	0	0.0	0	1	31	31.0	31	0
<b>Total</b>		<b>0</b>	<b>0</b>	<b>0</b>	<b>0.0</b>	<b>0</b>	<b>1</b>	<b>31</b>	<b>31.0</b>	<b>31</b>	<b>0</b>

**ADDITIONAL CAREER STATISTICS:** Special Teams Tackles: 2006 (2).

### ALEXIS' GAME-BY-GAME STATS

#### 2006 ST. LOUIS RAMS

Game	W/L	P/S	Rushing					Receiving					TD	PR	FC	Yds	Avg	Lg	TD	KR	Yds	Avg	Lg	TD			
			No	Yds	Avg	Lg	TD	No	Yds	Avg	Lg	TD															
Signed with the Rams 12/14																											
@OAK 12/17 W																											
WAS 12/24 W																											
@MIN 12/31 W																											
<b>TOTALS</b>	3-0	0/0	0	0	0.0	0	0	0	0.0	0	0	0	0	0	0	0	0.0	0	0	0	0	0	0.0	0	0	0	0

#### 2006 JACKSONVILLE JAGUARS

Game	W/L	P/S	Rushing					Receiving					TD	PR	FC	Yds	Avg	Lg	TD	KR	Yds	Avg	Lg	TD			
			No	Yds	Avg	Lg	TD	No	Yds	Avg	Lg	TD															
Signed to active roster 11/3																											
TEN 11/5	W	1/0	3	5	1.7	3	0	0	0.0	0	0	0	0	0	0	0	0.0	0	0	0	0	0	0.0	0	0	0	0
<b>TOTALS</b>	1-0	1/0	3	5	1.7	3	0	0	0.0	0	0	0	0	0	0	0.0	0	0	0	0	0	0.0	0	0	0	0	


#### 2005 JACKSONVILLE JAGUARS

Game	W/L	P/S	Rushing					Receiving					TD	PR	FC	Yds	Avg	Lg	TD	KR	Yds	Avg	Lg	TD		
			No	Yds	Avg	Lg	TD	No	Yds	Avg	Lg	TD														
Signed to active roster 11/29																										
@CLE 12/4 W																										
IND 12/11 L																										
SF 12/18 W																										
@HOU 12/24 W																										
TEN 11/1/06 W																										
<b>TOTALS</b>	4-1	2/0	0	0	0.0	0	0	0	0.0	0	0	0	0	0	0	0.0	0	0	0	1	31	31.0	31	0	0	0



**JON ALSTON**  
Linebacker

6-0 • 224 • born 6/483  
2nd year (2nd Rams) • D3B-2006 (77th)  
Stanford  
Loyola College Prep • Shreveport, La.  
Career GP/GS (playoffs): 3/0 (0/0)



### TRANSACTIONS:

• 4/30/06 – selected by St. Louis with the second pick in the third round (77th overall) in the 2006 NFL Draft.

**PRO:** Very effective edge rusher...has excellent range and great speed.

**2006 SEASON:** Played in three games as a rookie.  
 • Played in first NFL game in Week 15 at Oakland 12/17.

**COLLEGE:**

- All-Pac-10 honorable mention as a senior at Stanford.
- Second-team All-Pac-10 as a junior.
- Redshirted as a true freshman.
- Graduated with degree in public policy.

**PERSONAL:**

- Born Jonhenri Alston in Shreveport, La.
- Earned Class AA All-State, All-City and All-Conference honors at Loyola College Prep.
- Made 134 tackles as a senior, started at running back as a freshman.
- Single and resides in St. Louis, Mo.

**ALSTON'S NFL STATISTICS**

Year	Team	G-S	Tackles				Interceptions				Fumbles					
			Total	Solo	Asst	Sk	Yds	Int	Yds	Lg	TD	PD	FF	FR	Yds	
2006	RAMS	3-0	0	0	0	0.0	0.0	0	0	0	0	0	0	0	0	0
<b>Total</b>		<b>3-0</b>	<b>0</b>	<b>0</b>	<b>0</b>	<b>0.0</b>	<b>0.0</b>	<b>0</b>	<b>0</b>	<b>0</b>	<b>0</b>	<b>0</b>	<b>0</b>	<b>0</b>	<b>0</b>	<b>0</b>

**ADDITIONAL CAREER STATISTICS:** Special Teams Tackles: 2006 (2)

**ALSTON'S GAME-BY-GAME STATS**

**2006 ST. LOUIS RAMS**

Game	W/L	P/S	T	S	A	Sk	Yds	Int	Yds	Lg	TD	PD	FF	FR	Yds
DEN 9/10	W														
@SF 9/17	L														
ARI 9/24	W														
DET 10/1	W														
@GB 10/8	W														
SEA 10/15	L														
@SD 10/29	L														
KC 11/5	L														
@SEA 11/12	L														
@CAR 11/19	L														
SF 11/26	W														
ARI 12/3	L														
CHI 12/11	L														
@OAK 12/17	W	1/0	0	0	0	0.0	0.0	0	0	0	0	0	0	0	0
WAS 12/24	W	1/0	0	0	0	0.0	0.0	0	0	0	0	0	0	0	0
@MIN 12/31	W	1/0	0	0	0	0.0	0.0	0	0	0	0	0	0	0	0
<b>TOTALS</b>	<b>8-8</b>	<b>3/0</b>	<b>0</b>	<b>0</b>	<b>0</b>	<b>0.0</b>	<b>0.0</b>	<b>0</b>	<b>0</b>	<b>0</b>	<b>0</b>	<b>0</b>	<b>0</b>	<b>0</b>	<b>0</b>



**MARK ANELLI**

*Tight End*

6-3 • 265 • born 6/5/79

2nd year (2nd Rams) • FA-2006

Wisconsin

Addison Trail H.S. • Addison, Ill.

Career GP/GS (playoffs): 2/0 (0/0)

**49**



**TRANSACTIONS:**

- 9/4/06 - signed to practice squad by Rams.
- 9/3/05 - released by Atlanta.
- 1/18/05 - signed as free agent by Atlanta.
- 9/7/04 - signed to practice squad by New York Giants.
- 12/24/03 - signed to practice squad by Chicago.
- 8/18/03 - placed on reserve/injured list by San Francisco.
- 3/3/03 - signed by San Francisco.
- 11/27/02 - signed to practice squad by San Francisco.

- 10/26/02 – signed to active roster by San Francisco.
- 9/30/02 – signed to practice squad by San Francisco.
- 4/21/02 – selected in sixth round (201st overall) by San Francisco in 2002 NFL Draft.

**PRO:** Versatile tight end with the ability to contribute as a long snapper...joined Rams practice squad on 9/4/06...played in two career games in 2002 as a rookie with San Francisco...has seen practice squad stints with San Francisco, Chicago and New York Giants...saw action with Frankfurt Galaxy of NFL Europe after being allocated by the Atlanta Falcons in 2005.

**2006 SEASON:** Spent entire season on Rams practice squad after being signed on 9/4.

**2005 SEASON:** Signed by Atlanta 1/18 and allocated to Frankfurt Galaxy of NFL Europe...out of football after being waived by Atlanta 9/3.

**2004 SEASON:** Spent time on New York Giants practice squad.

**2003 SEASON:** Placed on reserve/injured list by San Francisco 8/18 and released 11/21...signed to Bears practice squad 12/26.

**2002 SEASON:** Split rookie season between active roster and practice squad with San Francisco...played in two games as a reserve tight end and on special teams.

**COLLEGE:**

- First-team All-Big Ten selection as a senior.
- Finished career with 48 receptions for 481 yards and three touchdowns.
- Majored in agricultural business management.

**PERSONAL:**

- All-Area and honorable mention All-State selection at Addison Trail High in Addison, Ill.
- 33 receptions for 440 yards as a senior...also notched 75 tackles.
- Married to Jill with son, Marcello Anthony.

**ANELLI'S NFL STATISTICS**

Year	Team	Receiving					Rushing					
		G-S	Att	Yds	Avg	Lg	TD	No	Yds	Avg	Lg	TD
2002	San Francisco	2-0	0	0	0.0	0	0	0	0	0.0	0	0
2003	San Francisco	Reserve/Injured										
<b>Total</b>		<b>2-0</b>	<b>0</b>	<b>0</b>	<b>0.0</b>	<b>0</b>	<b>0</b>	<b>0</b>	<b>0</b>	<b>0.0</b>	<b>0</b>	<b>0</b>

**ANELLI'S GAME-BY-GAME STATS**

**2002 SAN FRANCISCO 49ERS**

Game	W/L	P/S	Rec	Yds	Avg	Lg	TD
Signed to active roster 10/26.							
Arizona 10/27	W		Did not play				
@OAK 11/3	W		Did not play				
KC 11/10	W	1/0	0	0	0.0	0	0
@SD 11/17	L	1/0	0	0	0.0	0	0
Waived by San Francisco 11/25							
<b>TOTALS</b>		8-8	16/13	20	226	11.3	28



**OSHIOMOGHO  
ATOGWE**

*Safety*

5-11 • 210 • born 6/23/81  
 2nd year (2nd Rams) • D3A-2005 (66th)  
 Stanford • W.F. Herman Secondary School  
 Windsor, Ontario, Canada  
 Career GP/GS (playoffs): 29/16 (0/0)



**TRANSACTIONS:**

- 4/23/05 – selected by St. Louis with the first pick in the third round (66th overall) in 2005 NFL Draft.

**PRO:** Has played in 29 games and collected 96 tackles (65 solo), 2.0 sacks, four interceptions,

six passes defended, five forced fumbles and two fumble recoveries.

**2006 SEASON:** Started all 16 games...finished the season third on the team in tackles and tied for first in forced fumbles.

- Tied for team lead with a career-high nine tackles (five solo) in Week 1 vs. Denver 9/10.
- Caused two forced fumbles in consecutive games in Week 10 at Seattle 11/12 and in Week 11 at Carolina 11/19.
- Helped seal the game with a fourth quarter interception in Week 12 vs. San Francisco 11/26.
- Forced a fourth-quarter fumble in Week 16 vs. Washington 12/24 that helped send the game into overtime.

**2005 SEASON:** Played in 12 games.

- Made first career sack at Houston 11/27.
- Made first career interception in season finale at Dallas 1/1/06.

**COLLEGE:**

- Nine career interceptions, tied for eighth on the school's career-record list.
- All-Pac-10 honorable mention as a senior.
- Winner of the Jack Huston Award as team member "exemplifying aggressiveness, exceptional performance, and unheralded efforts."
- Team co-captain.
- Second-team All-Pac-10 selection and team co-MVP as a junior.
- Redshirted as a true freshman.
- Member of Stanford track team in 2001 and 2002...participated in sprints and jumps.
- Biological science major.

**PERSONAL:**

- Born Oshiomogho Isaac Atogwe in Windsor, Ontario, Canada.
- Named pronounced OH-shim-ago uh-TOG-way.
- All-Canadian, All-Ontario, and All-Academic as senior at W.F. Herman Secondary School.
- Named league's Defensive MVP as senior, also earning All-City honors as running back.
- Single and resides in St. Charles, Mo.

**ATOGWE'S NFL STATISTICS**

Year	Team	G-S	Tackles			Interceptions					Fumbles				
			Total	Solo	Asst	Sk	Yds	Int	Yds	Lg	TD	PD	FF	FR	Yds
2005	RAMS	12-0	5	3	2	1.0	0.0	1	42	42	0	1	0	1	0
2006	RAMS	16-16	91	62	29	1.0	24.0	3	8	7	0	5	5	1	0
<b>Total</b>		<b>28-16</b>	<b>96</b>	<b>65</b>	<b>31</b>	<b>2.0</b>	<b>24.0</b>	<b>4</b>	<b>50</b>	<b>42</b>	<b>0</b>	<b>6</b>	<b>5</b>	<b>2</b>	<b>0</b>

**ADDITIONAL CAREER STATISTICS:** Special Teams Tackles: 2005 (7), 2006 (2) ; Punt Returns: 2005 (1 fair catch)

**SINGLE GAME HIGHS**

Total Tackles – 9, twice last vs. San Francisco (11/26/06)  
 Solo Tackles – 5 several times, Last @ Minnesota 12/31/06  
 Interceptions – 1 three times, Last vs. San Francisco (11/26/06)  
 Passes Defended - 2 vs. San Francisco (11/26/06)  
 Sacks – 1.0 twice, Last @ Seattle (11/12/06)

**ATOGWE'S GAME-BY-GAME STATS**

2006 ST. LOUIS RAMS														2005 ST. LOUIS RAMS																		
Game	W/L	P/S	T	S	A	Sk	Yds	Int	Yds	Lg	TD	PD	FF	FR	Yds	Game	W/L	P/S	T	S	A	Sk	Yds	Int	Yds	Lg	TD	PD	FF	FR	Yds	
DEN 9/10	W	1/1	9	5	4	0.0	0.0	0	0	0	0	0	0	1	0	@SF 9/11	L	1/0	0	0	0	0.0	0.0	0	0	0	0	0	0	0	0	
@SF 9/17	L	1/1	5	4	1	0.0	0.0	0	0	0	1	0	0	0	0	@ARI 9/18	W					Inactive										
ARI 9/24	W	1/1	5	5	0	0.0	0.0	1	0	0	1	0	0	0	0	TEN 9/25	W					Inactive										
DET 10/1	W	1/1	3	2	1	0.0	0.0	1	1	0	0	0	0	0	0	@NGF 10/2	L					Inactive										
@GB 10/8	W	1/1	4	4	0	0.0	0.0	0	0	0	1	0	0	0	0	SEA 10/9	L					Inactive										
SEA 10/15	L	1/1	4	3	1	0.0	0.0	0	0	0	0	0	0	0	0	@IND 10/17	L	1/0	0	0	0	0.0	0.0	0	0	0	0	0	0	0	0	0
@SD 10/29	L	1/1	4	2	2	0.0	0.0	0	0	0	0	0	0	0	0	NO 10/23	W	1/0	0	0	0	0.0	0.0	0	0	0	0	0	0	0	0	0
KC 11/5	L	1/1	6	3	3	0.0	0.0	0	0	0	0	0	0	0	0	JAX 10/30	W	1/0	0	0	0	0.0	0.0	0	0	0	0	0	0	0	0	0
@SEA 11/12	L	1/1	6	5	1	1.0	24.0	0	0	0	2	0	0	0	0	@SEA 11/13	L	1/0	0	0	0	0.0	0.0	0	0	0	0	0	0	0	0	0
@CAR 11/19	L	1/1	6	5	1	0.0	0.0	0	0	0	2	0	0	0	0	ARI 10/20	L	1/0	0	0	0	0.0	0.0	0	0	0	0	0	0	0	0	0
SF 11/26	W	1/1	9	5	4	0.0	0.0	1	7	7	2	0	0	0	0	@HOU 11/27	W	1/0	0	0	0	1.0	0.0	0	0	0	0	0	0	0	0	0
ARI 12/3	L	1/1	8	4	4	0.0	0.0	0	0	0	0	0	0	0	0	WAS 12/4	L	1/0	2	2	0	0.0	0.0	0	0	0	0	0	0	0	0	0
CHI 12/11	L	1/1	4	2	2	0.0	0.0	0	0	0	0	0	0	0	0	@MIN 12/11	L	1/0	0	0	0	0.0	0.0	0	0	0	0	0	0	0	0	0
@OK 12/17	W	1/1	4	3	1	0.0	0.0	0	0	0	1	0	0	0	0	PHI 12/18	L	1/0	0	0	0	0.0	0.0	0	0	0	0	0	0	0	0	0
WAS 12/24	W	1/1	7	5	2	0.0	0.0	0	0	0	1	0	0	0	0	SF 12/24	L	1/0	0	0	0	0.0	0.0	0	0	0	0	0	0	0	0	0
@MIN 12/31	W	1/1	7	5	2	0.0	0.0	0	0	0	0	0	0	0	0	@DAL 1/1	W	1/0	3	3	0	0.0	0.0	1	42	42	0	1	0	0	0	0
<b>TOTALS</b>	<b>8-8</b>	<b>16/191</b>	<b>62</b>	<b>29</b>	<b>1.0</b>	<b>24.0</b>	<b>3</b>	<b>8</b>	<b>7</b>	<b>0</b>	<b>5</b>	<b>6</b>	<b>1</b>	<b>0</b>	<b>TOTALS</b>	<b>6-10</b>	<b>12/0</b>	<b>5</b>	<b>3</b>	<b>2</b>	<b>1.0</b>	<b>0.0</b>	<b>1</b>	<b>42</b>	<b>42</b>	<b>0</b>	<b>1</b>	<b>0</b>	<b>0</b>	<b>0</b>		



# ALEX BARRON

Tackle

6-7 • 315 • born 9/28/82  
 3rd year (3rd Rams) • D1-2005 (19th)  
 Florida State  
 Wilkinson H.S. • Orangeburg, S.C.  
 Career GP/GS (playoffs): 28/27 (0/0)

78



## TRANSACTIONS:

- 4/23/05 – selected by St. Louis in the first round (19th overall) in 2005 NFL Draft.

**PRO:** Has incredible wingspan and combination of size, speed and athleticism.

**2006 SEASON:** Started all 16 games at right tackle.

- One of only two offensive linemen to start all 16 games.
- Part of an offense that averaged 360.4 yards per game, ranked sixth in the NFL (fourth in the NFC).

**2005 SEASON:** Started 11 games at right tackle.

- Eleven starts at right tackle were most by a Rams rookie offensive lineman since Tom Newberry started 14 at left guard in 1986.
- Started first game at New York Giants 10/2.
- Made NFL debut vs. Tennessee 9/25...made first-career fumble recovery.

## COLLEGE:

- Started 30 of 43 games for Seminoles, 13 games as a senior.
- Earned All-America first-team honors from Football Writers Association, Walter Camp, Associated Press and College Football News.
- Started 12 games as a junior, 14 as a sophomore.
- Redshirted as a true freshman
- Graduated with a social science degree.

## PERSONAL:

- Born Alex Benjamin Barron in Orangeburg, S.C.
- Earned *Prep Star* and *Football News* All-America honors at Wilkinson High in Orangeburg.
- Averaged double-double in points and rebounds in basketball.
- Resides in Creve Coeur, Mo.

**BARRON'S Games Played-Starts:** (RAMS) 2005 (12-11), 2006 (16-16). **Totals:** (28/27).



# RON BARTELL

Cornerback

6-1 • 205 • born 2/22/82  
 3rd year (3rd Rams) • D2-2005 (50th)  
 Howard  
 Renaissance H.S. • Detroit, Mich.  
 Career GP/GS (playoffs): 26/8 (0/0)

24



## TRANSACTIONS:

- 4/23/05 – selected by St. Louis in the second round (50th overall) in 2005 NFL Draft.

**PRO:** Very strong player can play cornerback and safety...in 26 career games, has made 53 tackles (44 solo) three interceptions, one touchdown, 13 passes defensed and two forced fumbles.

**2006 SEASON:** Started one game...made career highs in tackles and tied for team lead in interceptions.

- Made first career interception in Week 15 at Oakland 12/17.
- Had first career multi-interception game in Week 17 at Minnesota 12/31, returning one for 38 yards for first career touchdown...first Rams player to have a multi-interception game since S Aeneas Williams made two interceptions at Cleveland 12/8/03.

**2005 SEASON:** Played in 10 games, starting seven...tied for team lead with nine passes defended.

- Career-high three passes defended in defensive debut vs. New Orleans 10/23.
- Made career-high seven tackles (six solo) with one pass defended vs. Washington 12/4.

**COLLEGE:**

- Started 38 of 45 games.
- Named All-Mid-Eastern Athletic Conference second-team choice as a senior.
- Transferred to Howard from Central Michigan where he started every game as a sophomore.
- Administration of criminal justice major.

**PERSONAL:**

- Born Ronald Eugene Bartell Jr., in Detroit, Mich.
- Named All-City, All-Metro and City Defensive Back of the Year at Renaissance High in Detroit.
- Earned two letters each in football, basketball and track.
- Caught 23 passes for 385 yards with four touchdowns on offense and had 45 tackles and four interceptions on defense as a senior.
- Single and resides in St. Louis, Mo.

**BARTELL'S NFL STATISTICS**

Year	Team	G-S	Tackles				Interceptions					Fumbles		
			Total	Solo	Asst	Sk	Yds	Int	Yds	Lg	TD	PD	FF	FR
2005	RAMS	10-7	36	31	5	0.0	0.0	0	0	0	9	2	0	0
2006	RAMS	16-1	17	13	4	0.0	0.0	3	53	38t	1	4	0	0
<b>Total</b>		<b>26-8</b>	<b>53</b>	<b>44</b>	<b>9</b>	<b>0.0</b>	<b>0.0</b>	<b>3</b>	<b>53</b>	<b>38t</b>	<b>1</b>	<b>13</b>	<b>2</b>	<b>0</b>

**ADDITIONAL CAREER STATISTICS:** Special Teams Tackles: 2005 (4), 2006 (9)

**SINGLE GAME HIGHS**

- Total Tackles – 7 vs. Washington (12/4/05)
- Solo Tackles – 6 vs. Washington (12/4/05)
- Interceptions – 2 @ Minnesota (12/31/06)
- Passes Defended – 3 vs. New Orleans (10/23/05)

**BARTELL'S GAME-BY-GAME STATS**

**2006 ST. LOUIS RAMS**

Game	W/L	P/S	T	S	A	Sk	Yds	Int	Yds	Lg	TD	PD	FF	FR	Yds
DEN 9/10	W	1/0	0	0	0	0	0	0	0	0	0	0	0	0	0
@SF 9/17	L	1/0	0	0	0	0	0	0	0	0	0	0	0	0	0
ARI 9/24	W	1/0	0	0	0	0	0	0	0	0	0	0	0	0	0
DET 10/1	W	1/0	0	0	0	0	0	0	0	0	0	0	0	0	0
@GB 10/8	W	1/0	4	2	2	0.0	0.0	0	0	0	1	0	0	0	0
SEA 10/15	L	1/0	0	0	0	0	0	0	0	0	0	0	0	0	0
@SD 10/29	L	1/0	0	0	0	0	0	0	0	0	0	0	0	0	0
KC 11/5	L	1/0	0	0	0	0	0	0	0	0	0	0	0	0	0
@SEA 11/12L	1/0	0	0	0	0	0	0	0	0	0	0	0	0	0	0
@CAR 11/19L	1/0	0	0	0	0	0	0	0	0	0	0	0	0	0	0
SF 11/26	W	1/0	3	2	1	0.0	0.0	0	0	0	1	0	0	0	0
ARI 12/3	L	1/1	2	2	0	0.0	0.0	0	0	0	0	0	0	0	0
CHI 12/11	L	1/0	1	1	0	0.0	0.0	0	0	0	0	0	0	0	0
@OAK 12/17W	1/0	2	2	0	0.0	0.0	1	16	16	0	1	0	0	0	0
WAS 12/24 W	1/0	4	3	1	0.0	0.0	0	0	0	1	0	0	0	0	0
@MIN 12/31W	1/0	1	1	0	0.0	0.0	2	47	38t	1	0	0	0	0	0
<b>TOTALS</b>	<b>8-8</b>	<b>16/1</b>	<b>17</b>	<b>13</b>	<b>4</b>	<b>0.0</b>	<b>0.0</b>	<b>3</b>	<b>53</b>	<b>38t</b>	<b>1</b>	<b>4</b>	<b>0</b>	<b>0</b>	<b>0</b>

**2005 ST. LOUIS RAMS**

Game	W/L	P/S	T	S	A	Sk	Yds	Int	Yds	Lg	TD	PD	FF	FR	Yds
@ SF 9/11	L														
@ARI 9/18 W															
TEN 9/25	W														
@NYG 10/2 L															
SEA 10/9	L														
@IND 10/17L	0/0	0	0	0	0.0	0.0	0	0	0	0	0	0	0	0	0
NO 10/23	W	1/0	1	1	0	0.0	0.0	0	0	0	0	0	0	3	0
JAX 10/30	W	1/0	1	1	0	0.0	0.0	0	0	0	0	0	0	2	0
@SEA 11/13L	1/0	0	0	0	0.0	0.0	0	0	0	0	0	0	0	0	0
ARI 10/20	L	1/1	4	3	1	0.0	0.0	0	0	0	0	0	0	0	0
@HOU 11/27W	1/1	5	5	0	0.0	0.0	0	0	0	0	0	1	0	0	0
WAS 12/4	L	1/1	7	6	1	0.0	0.0	0	0	0	0	0	0	1	0
@MIN 12/11L	1/1	3	3	0	0.0	0.0	0	0	0	0	0	1	0	0	0
PHI 12/18	L	1/1	5	4	1	0.0	0.0	0	0	0	0	0	0	1	0
SF 12/24	L	1/1	5	4	1	0.0	0.0	0	0	0	0	0	0	1	0
@DAL 1/1	W	1/1	5	3	2	0.0	0.0	0	0	0	0	0	0	0	0
<b>TOTALS</b>	<b>6-10</b>	<b>10/7</b>	<b>36</b>	<b>31</b>	<b>5</b>	<b>0.0</b>	<b>0.0</b>	<b>0</b>	<b>0</b>	<b>0</b>	<b>0</b>	<b>9</b>	<b>2</b>	<b>0</b>	<b>0</b>



# DREW BENNETT

Wide Receiver

6-5 • 206 • born 8/26/78  
 7th year (1st Rams) • UFA(TEN)-2007  
 UCLA  
 Miramonte H.S. • Orinda, Calif.  
 Career GP/GS (playoffs): 87/57 (4/3)



## TRANSACTIONS:

- 3/3/06 – signed six-year contract with Rams as unrestricted free agent.
- 3/3/04 – signed three-year contract extension with Tennessee.
- 5/13/03 – signed by Tennessee as exclusive rights free agent.
- 4/27/01 – signed two-year contract with Tennessee as undrafted rookie free agent.

**PRO:** Led Titans in receptions for two straight seasons and in receiving yards for three straight seasons...second among all NFL active receivers who came into league as undrafted rookie free agents in receiving yards (4,033) and third in receptions (273)...35 receivers drafted in 2001 NFL Draft, and Bennett, who played quarterback in college, has more receiving yards than all but five (Chad Johnson, Reggie Wayne, Chris Chambers, Steve Smith, and Santana Moss) and more receptions than all but six (same five as well as T.J. Houshmandzadeh)...eighth in Titans' franchise history with 4,033 receiving yards and ninth with 273 receptions.

**2006 SEASON:** Led Tennessee with 46 receptions and 737 yards...16.0 receiving average was career-high, 12th in NFL, and seventh among all players with at least 40 receptions.

- Seventh career 100-yard receiving game in Week 1 vs. New York Jets 9/10, with eight receptions for 106 yards, adding two-point conversion.
- Second 100-yard game of season in Week 10 vs. Baltimore 11/12, leading team with six receptions for 115 yards.
- Six receptions for 113 yards in Week 14 at Houston 12/10 for ninth career 100-yard receiving game (third of season).
- Went over 4,000-yard receiving mark (eighth player in Tennessee history) in Week 17 vs. New England 12/31.

**2005 SEASON:** Led Titans with 58 receptions and 738 yards.

- Led team in receiving yards in four of first five games before dislocating thumb vs. Cincinnati 10/16.
- Season-high 99 yards on five receptions with touchdown at Houston 10/2.
- Returned from injury against Jacksonville 11/20, leading team with six catches for 55 yards, going over the 200-reception mark and the 3,000-yard receiving marks.
- Two touchdown receptions for fourth time of career vs. Seattle 12/18, making eight receptions for 93 yards.

**2004 SEASON:** Started all 16 games for first time of career...more than doubled previous career-highs in all major receiving categories...third in AFC (eighth in NFL) with 1,247 yards, fourth in AFC (tied for eighth in NFL) with 11 touchdown receptions, and tied for seventh in AFC (tied for 17th in NFL) with 80 receptions...1,247 yards was fifth-best single season in Titans' history.

- With Derrick Mason (96 receptions-1,168 yards), duo's combined 176 receptions ranks second in franchise history behind Haywood Jeffires and Drew Hill in 1991 (190), and combined 2,415 yards is also second behind Charles Hennigan and Bill Groman in 1961 (2,921)...became first duo in franchise history since Jeffires (1,181) and Hill (1,109) in 1991 to each go over the 1,000-yard mark.
- Received lateral from QB Steve McNair and completed first NFL touchdown pass to Mason for 26 yards at Green Bay 10/11 on Monday Night Football.
- Three receptions for 124 yards at Indianapolis 12/5, with all three receptions going for touchdowns in first quarter...third player in franchise history to have three touchdown receptions in one game (Mason, 10/12/03; Jeffires, 11/14/93), and first player to have three touchdowns

receptions in one quarter.

- Career-high 12 receptions for 233 yards and three scores on Monday Night Football vs. Kansas City 12/13...233 yards was third in franchise history and most in NFL in 2004...fourth player in NFL since 1970 to have back-to-back three-touchdown reception games...joined Jerry Rice (12/18/95) as only players to record 200 or more receiving yards and three touchdown receptions on MNF...eight receptions for 192 yards and two touchdowns in first half alone...went over 1,000-yard mark for season.
- Tied franchise-record with 13 receptions for 160 yards and two touchdowns at Oakland 12/19...first receiver in franchise since Hill in 1988 to have 10 or more touchdown receptions in season and also notch three straight 100-yard receiving games.
- Totaled eight touchdown receptions over three games (at Indianapolis 12/5, vs. Kansas City 12/13, and at Oakland 12/19), tying NFL record set by Jerry Rice in 1987 and 1993...three-game yardage total (517) was second in team history behind Hennigan's 612 and first in NFL since 1995 (Rice – 563 in 1995; Isaac Bruce – 545 in 1995).

**2003 SEASON:** Started first eight games of season before missing next four games with left calf injury...set career-highs in receiving yards (504) and touchdown receptions (four), falling one reception short of tying career-high in receptions (33).

- Then-career-highs with eight receptions for 105 yards vs. New Orleans 9/21, adding 14-yard completion to Derrick Mason.
- Started AFC Wildcard Game at Baltimore 1/3/04, making four receptions for 65 yards.

**2002 SEASON:** Took over as starter after hamstring injury to Kevin Dyson, finishing with seven starts.

- Then-career-high six receptions for 75 yards with 6-yard touchdown at Oakland 9/29.
- Started AFC Wildcard Game at Baltimore 1/3/04, making four receptions for 65 yards.
- Career-high seven receptions for 85 yards in AFC Divisional Playoff Game vs. Pittsburgh 1/11/03.
- 33-yard touchdown reception in AFC Championship Game at Oakland 1/19/03.

**2001 SEASON:** 21 receptions were most by Titans rookie receiver since Chris Sanders caught 35 in 1995.

- First career reception against Tampa Bay 10/14, 19-yarder from Steve McNair...also made 14-yard overtime reception to lead to game-winning field goal.
- Season-long 50-yard reception at Detroit 10/21...later scoring first NFL points on two-point conversion.
- First NFL touchdown on 5-yard strike from McNair at Cleveland 12/2...later recovered onside kick in fourth quarter to help seal Tennessee victory.

### COLLEGE:

- Played both quarterback and wide receiver for Bruins, totaling eight receptions for 167 yards and completed 56 of 102 passes for 771 yards and seven touchdowns.
- Won UCLA's Paul I. Wellman Award for All-Around Excellence after appearing in 11 of 12 games on offense as senior.
- Started three of first four games of season at quarterback as junior, finishing season with 641 yards on 49-of-89 passing with four touchdowns.
- Played in six games at quarterback and wide receiver as sophomore.
- Redshirt season of 1996 as walk-on, earning scholarship in 1997.
- Political science major.

### PERSONAL:

- Born Andrew Russell Bennett in Berkeley, Calif.
- Passed for 2,308 yards and 18 touchdowns, running for six touchdowns, as senior at Miramonte (Orinda, Calif.) High, earning first-team All-League and second-team All-Bay Area acclaim.
- Lettered in basketball three years and two years in baseball.
- Interned in sports department for Nashville's FOX affiliate, WZTV, during 2002 offseason.
- While in college, appeared on ABC gameshow "The Big Moment," where he and several roommates successfully answered questions about the movie "Ghost" to win thousands of dollars in prizes.
- Also in college, completed the Los Angeles Marathon, an impressive feat made even more astonishing considering the fact that he decided to run it the previous night.
- Chose to walk on at UCLA rather than attend second choice of universities, Princeton, in order to be closer to home and to enjoy the Southern California weather.

- As an eighth-grader, parents won contest giving Bennett the opportunity to meet San Francisco 49ers' Hall of Famer Steve Young during a 49ers minicamp.
- In 2005 and 2006, ran youth football camp at Lipscomb University in Nashville with former teammate Erron Kinney.

### BENNETT'S NFL STATISTICS

Year	Team	G-S	Receiving				Rushing					
			No	Yds	Avg	Lg	TD	Att	Yds	Avg	Lg	TD
2001	Tennessee	.....14-1	24	329	13.7	50	1	0	0	0.0	0	0
2002	Tennessee	.....16-16	33	478	14.5	53	2	0	0	0.0	0	0
2003	Tennessee	.....12-8	32	504	15.8	48	4	0	0	0.0	0	0
2004	Tennessee	.....16-16	80	1,247	15.6	48	11	1	12	12.0	12	0
2005	Tennessee	.....13-10	58	738	12.7	55t	4	1	3	3.0	3	0
2006	Tennessee	.....16-15	46	737	16.0	39	3	0	0	0.0	0	0
<b>Total</b>	<b>.....87-57</b>		<b>273</b>	<b>4,033</b>	<b>14.8</b>	<b>55t</b>	<b>25</b>	<b>2</b>	<b>15</b>	<b>7.5</b>	<b>12</b>	<b>0</b>

### POSTSEASON

Year	Team	G-S	Receiving				Rushing					
			No	Yds	Avg	Lg	TD	Att	Yds	Avg	Lg	TD
2002	Tennessee	.....2-2	10	143	14.3	33t	1	0	0	0.0	0	0
2003	Tennessee	.....2-1	4	65	16.3	24	0	0	0	0.0	0	0
<b>Total</b>	<b>.....4-3</b>		<b>14</b>	<b>208</b>	<b>14.9</b>	<b>33t</b>	<b>1</b>	<b>0</b>	<b>0</b>	<b>0.0</b>	<b>0</b>	<b>0</b>

**ADDITIONAL CAREER STATISTICS:** Special Teams Tackles: 2001 (2), 2002 (1); Passing: 2003 (1-1, 14 yards), 2004 (1-1, 26 yards, TD), 2005 (0-1); Two-Point Conversions: 2001 (1), 2006 (1).

#### SINGLE GAME HIGHS

- Receptions – 13 @ Oakland (12/19/04)
- Playoffs – 7 vs. Pittsburgh (1/11/03)
- Yards – 233 vs. Kansas City (12/13/04)
- Playoffs – 85 vs. Pittsburgh (1/11/03)
- Long – 55t @ Miami (12/24/05)
- Playoffs – 33t @ Oakland (1/19/03)
- Touchdowns – 3 (two times), Last vs. Kansas City (12/13/04)
- Playoffs – 1 @ Oakland (1/19/03)

### BENNETT'S 200-YARD RECEIVING GAMES (1)

Yards	Opponent	Date	Rec	Avg	Lg	TD
233	L-Kansas City	12/13/04	12	19.4	42	3

### BENNETT'S 100-YARD RECEIVING GAMES (8)

Yards	Opponent	Date	Rec	Avg	Lg	TD
160	L-@ Oakland	12/19/04	13	12.3	23	2
148	L-Chicago	11/14/04	6	24.7	47	1
124	L-@ Indianapolis	12/5/04	3	41.3	48	3
115	L-Baltimore	11/12/06	6	19.2	37	0
113	W-@ Houston	10/10/06	6	18.8	39	0
109	L-@ San Diego	10/3/04	9	12.1	35	0
106	L-New York Jets	9/10/06	8	13.3	24	0
105	W-New Orleans	9/21/03	8	13.1	35	1

### BENNETT'S GAME-BY-GAME STATS

#### 2006 TENNESSEE TITANS

Game	W/L	P/S	Rec	Yds	Avg	Lg	TD
NYG 9/10	L	1/1	8	106	13.3	24	0
@SD 9/17	L	1/1	3	45	15.0	18t	1
@MIA 9/24	L	1/1	5	84	16.8	36	0
DAL 10/1	L	1/1	2	10	5.0	7	0
@IND 10/8	L	1/1	0	0	0.0	0	0
@WAS 10/15	W	1/1	3	60	20.0	27	0
HOU 10/29	W	1/1	1	23	23.0	23	0
@JAX 11/5	L	1/1	3	51	17.0	32t	1
BAL 11/12	L	1/1	6	115	19.2	37	0
@PHI 11/19	W	1/0	1	0	0.0	0	0
NYG 11/26	W	1/1	3	35	11.7	25	0
IND 12/3	W	1/1	1	20	20.0	20t	1
@HOU 12/10	W	1/1	6	113	18.8	39	0
JAX 12/17	W	1/1	0	0	0.0	0	0
@BUF 12/24	W	1/1	0	0	0.0	0	0
NE 12/31	L	1/1	4	75	18.8	27	0
<b>TOTALS</b>	<b>8-8</b>	<b>16/15</b>	<b>46</b>	<b>737</b>	<b>16.0</b>	<b>39</b>	<b>3</b>

#### 2005 TENNESSEE TITANS

Game	W/L	P/S	Rec	Yds	Avg	Lg	TD
@PIT 9/11	L	1/0	3	79	26.3	53	0
BAL 9/18	W	1/1	3	52	17.3	35	0
@STL 9/25	L	1/1	6	96	16.0	43	0
IND 10/2	L	1/1	2	20	10.0	13	0
@HOU 10/9	W	1/1	5	99	19.8	41	1
CIN 10/16	L	1/0	7	61	8.7	14	0
@ARI 10/23	L						
OAK 10/30	L						
@CLE 11/6	L						
JAX 11/20	L	1/1	6	55	9.2	15	0
SF 11/27	W	1/1	5	52	10.4	18	0
@IND 12/4	L	1/1	6	37	6.2	9	0
HOU 12/11	W	1/1	2	15	7.5	10	0
SEA 12/18	L	1/0	8	93	11.6	21	2
@MIA 12/24	L	1/1	4	70	17.5	55	1
@JAX 1/1/06	L	1/1	1	9	9.0	9	0
<b>TOTALS</b>	<b>4-12</b>	<b>13/10</b>	<b>58</b>	<b>738</b>	<b>12.7</b>	<b>55</b>	<b>4</b>

**BENNETT'S GAME-BY-GAME STATS (Cont.)**

**2004 TENNESSEE TITANS**

Game	W/L	P/S	Rec	Yds	Avg	Lg	TD
@MIA 9/11	W	1/1	3	15	5.0	9	0
IND 9/19	L	1/1	7	85	12.1	19	0
JAX 9/26	L	1/1	6	55	9.2	19	0
@SD 10/3	L	1/1	9	109	12.1	35	0
@GB 10/11	W	1/1	2	47	23.5	27	0
HOU 10/17	L	1/1	5	59	11.8	19	1
@MIN 10/24	L	1/1	1	18	18.0	18	0
CIN 10/31	W	1/1	0	0	0.0	0	0
CHI 11/14	L	1/1	6	148	24.7	47	1
@JAX 11/21	W	1/1	4	65	16.0	25	0
@HOU 11/28	L	1/1	5	54	10.8	18	0
@IND 12/5	L	1/1	3	124	41.3	48	3
KC 12/13	L	1/1	12	233	19.4	42	3
@OAK 12/19	L	1/1	13	160	12.3	23	2
DEN 12/25	L	1/1	2	26	13.0	18	0
DET 1/2/05	W	1/1	2	50	25.0	32	1
TOTALS	5-11	16/16	80	1,247	15.6	48	11

**2003 TENNESSEE TITANS**

Game	W/L	P/S	Rec	Yds	Avg	Lg	TD
OAK 9/7	W	1/1	0	0	0.0	0	0
@IND 9/14	L	1/1	0	0	0.0	0	0
NO 9/21	W	1/1	8	105	13.1	35	1
@PIT 9/28	W	1/1	2	52	26.0	42	1
@NE 10/5	L	1/1	3	41	13.7	15	0
HOU 10/12	W	1/1	2	29	14.5	18	0
@CAR 10/19	W	1/1	4	97	24.3	48	1
@JAX 10/26	W	1/1	4	48	12.0	27	0
MIA 11/9	W	Inactive (calf injury)					
JAX 11/16	W	Inactive (calf injury)					
@ATL 11/23	W	Inactive (calf injury)					
@NYJ 12/1	L	Inactive (calf injury)					
IND 12/7	L	1/0	0	0	0.0	0	0
BUF 12/14	W	1/0	3	32	10.7	12	0
@HOU 12/21	W	1/0	5	84	16.8	24	1
TB 12/28	W	1/0	1	16	16.0	16	0
TOTALS	12-4	12/8	32	504	15.8	48	4

**POSTSEASON**

Game	W/L	P/S	Rec	Yds	Avg	Lg	TD
@BAL 1/3/04	W	1/1	1	17	17.0	17	0
@NE 1/10/04	L	1/0	3	48	16.0	24	0
TOTALS	1-1	2/1	4	65	16.3	24	0

**2002 TENNESSEE TITANS**

Game	W/L	P/S	Rec	Yds	Avg	Lg	TD
PHI 9/8	W	1/0	2	13	6.5	8	0
@DAL 9/15	L	1/0	1	7	7.0	7	0
CLE 9/22	L	1/0	0	0	0.0	0	0
@OAK 9/29	L	1/0	6	75	12.5	21	1
WAS 10/6	L	1/1	2	26	13.0	14	0
JAX 10/13	W	1/1	6	68	11.3	20	0
@CIN 10/27	W	1/0	1	12	12.0	12	0
@IND 11/3	W	1/0	0	0	0.0	0	0
HOU 11/10	W	1/0	0	0	0.0	0	0
PIT 11/17	W	1/0	1	11	11.0	11	0
@BAL 11/24	L	1/0	3	49	16.3	30	0
@NYG 12/1	W	1/1	4	65	16.3	26	1
IND 12/8	W	1/1	2	46	23.0	29	0
NE 12/16	W	1/1	1	16	16.0	16	0
@JAX 12/22	W	1/1	2	32	16.0	18	0
@HOU 12/29	W	1/1	2	58	29.0	53	2
TOTALS	11-5	16/7	33	478	14.5	53	2

**POSTSEASON**

Game	W/L	P/S	Rec	Yds	Avg	Lg	TD
PIT 11/1/03	W	1/1	7	85	12.1	20	0
@OAK 1/19/03	L	1/1	3	58	19.3	33	1
TOTALS	1-1	2/2	10	143	14.3	33	1

**2001 TENNESSEE TITANS**

Game	W/L	P/S	Rec	Yds	Avg	Lg	TD
MIA 9/9	L	0/0	Inactive				
@JAX 9/23	L	0/0	Inactive				
@BAL 10/7	L	1/0	0	0	0.0	0	0
TB 10/14	W	1/0	3	39	13.0	19	0
@DET 10/21	W	1/0	1	50	50.0	50	0
@PIT 10/29	L	1/0	2	29	14.5	21	0
JAX 11/4	W	1/0	2	26	13.0	15	0
BAL 11/12	L	1/0	3	23	7.7	9	0
@CIN 11/18	W	1/1	1	5	5.0	5	0
PIT 11/25	L	1/0	2	13	6.5	7	0
@CLE 12/2	W	1/0	2	17	8.5	12	1
@MIN 12/9	L	1/0	4	87	21.8	36	0
GB 12/16	W	1/0	0	0	0.0	0	0
@OAK 12/22	W	1/0	1	5	5.0	5	0
CLE 12/30	L	1/0	1	10	10.0	10	0
CIN 1/6/02	L	1/0	2	25	12.5	19	0
TOTALS	7-9	14/1	24	329	13.7	50	1



**FAKHIR BROWN**

Cornerback

5-11 • 195 • born 9/21/77  
 7th year (2nd Rams) • UFA(NO)-2006  
 Grambling  
 Mansfield H.S. • Mansfield, La.  
 Career GP/GS (playoffs): 88/39 (0/0)



**TRANSACTIONS:**

- 3/14/06 – signed by Rams as an unrestricted free agent.
- 3/2/04 – re-signed by New Orleans.
- 9/11/02 – signed as a free agent by New Orleans.
- 7/15/02 – signed as a free agent by New Orleans.
- 1/25/02 – signed as a free agent by Oakland.
- 4/11/01 – re-signed as an exclusive rights free agent by San Diego.
- 10/23/99 – signed to active roster by San Diego.
- 10/19/99 – signed to practice squad by San Diego.
- 10/8/99 – signed to active roster by San Diego.
- 9/7/99 – signed to practice squad by San Diego.

- 4/23/99 – signed as an undrafted free agent by San Diego.

**PRO:** Sure tackler on special teams and defense...has played in 88 career games, starting 39...has totaled 278 tackles (242 solo), six interceptions, 54 passes defended, and six forced fumbles ...played for New Orleans from 2002-05 after being out of football in 2001...played for San Diego from 1999-2000 after 1998 season with Toronto Argonauts of the Canadian Football League.

**2006 SEASON:** Started all 14 games that he played...achieved single-season career highs with 76 tackles, three interceptions and nine passes defended.

- Garnered first sack of career in Week 1 vs. Denver 9/10, taking down Broncos quarterback Jake Plummer for a 10-yard loss...20-yard interception return was longest of his career.
- Led team with 10 tackles in Week 4 vs. Detroit 10/1.

**2005 SEASON:** Played in 14 games with four starts...notched 31 tackles including 28 solo and posted six passes defended... inactive with knee injury in Weeks 2-5.

- Eight tackles and one pass defended at Carolina 9/11.
- Five solo tackles vs. Chicago 11/6.

**2004 SEASON:** Played 16 games for the Saints, starting final 10 games of season...posted 65 tackles, 15 passes defended, two forced fumbles and two interceptions.

- Seven tackles (five solo) and three passes defended at Oakland 10/24.
- Nine solo tackles and forced fumble against Kansas City 11/14.
- Four tackles, interception, pass defended, and forced fumble at Dallas 12/12.
- Six tackles and fumble recovery at Tampa Bay 12/19
- Five solo tackles and two passes defended vs. Atlanta 12/26.

**2003 SEASON:** Played in all 16 games...totaled 24 tackles on defense...notched single-season best 16 special teams tackles.

- Seven tackles (five solo) at Tampa Bay 11/2
- Blocked field goal in fourth quarter at Jacksonville 12/21.
- Two solo tackles and three passes defended vs. Dallas 12/28.

**2002 SEASON:** Played in 12 games for New Orleans after being out of football in 2001...garnered 13 tackles on special teams.

- One tackle, forced fumble, and special teams tackle in Saints' debut vs. Green Bay 9/15
- Four tackles, two passes defended, and special teams tackle vs. San Francisco 10/20.

**2001 SEASON:** Spent preseason with San Diego.

**2000 SEASON:** Played in nine games with eight starts...totaled 35 tackles and 10 passes defended...Missed seven games with shoulder injury.

- First career interception at Denver 11/19.

**1999 SEASON:** Spent first three weeks of season on Chargers' practice squad before making NFL debut at Detroit 10/10...played in nine games with three starts.

- Six tackles in first NFL start vs. Cleveland 12/5.
- Career-high 10 tackles in season finale at Denver 1/2/00.

**1998 SEASON:** Played for CFL's Toronto Argonauts...saw action in six games, making 13 tackles and one interception.

#### **COLLEGE:**

- Played two seasons at Grambling.
- Led team and earned school's Defensive Player of the Year honors with five interceptions as senior.
- Finished career with 68 tackles, six interceptions, and 11 passes defended
- Drafting and design major.

#### **PERSONAL:**

- Born Fakhir Hamin Brown in Detroit, Mich...Fakhir means superb in Arabic.
- Played football at Mansfield (La.) High.
- Part owner of musical studio in Mansfield called Superb Records...partner in record company venture is recording artist Crystal.
- In time with Saints, participated annually in Teddy Bear Giveaway at Children's Hospital of New Orleans.
- Resides in St. Peters, Mo.

**BROWN'S NFL STATISTICS**

Year	Team	G-S	Tackles					Interceptions					Fumbles		
			Total	Solo	Asst	Sk	Yds	Int	Yds	Lg	TD	PD	FF	FR	Yds
1999	San Diego	9-3	31	29	2	0.0	0.0	0	0	0	0	2	1	0	0
2000	San Diego	9-8	35	28	7	0.0	0.0	1	0	0	0	10	0	0	0
2001			Did Not Play												
2002	New Orleans	12-0	16	16	0	0.0	0.0	0	0	0	0	5	1	0	0
2003	New Orleans	16-0	24	20	4	0.0	0.0	0	0	0	0	8	0	0	0
2004	New Orleans	16-10	65	57	8	0.0	0.0	2	0	0	0	15	2	3	2
2005	New Orleans	12-4	31	28	3	0.0	0.0	0	0	0	0	6	0	0	0
2006	RAMS	14-14	76	54	12	1.0	10.0	3	17	20	0	9	2	0	0
<b>Total</b>		<b>88/39</b>	<b>278</b>	<b>242</b>	<b>36</b>	<b>1.0</b>	<b>10.0</b>	<b>6</b>	<b>17</b>	<b>20</b>	<b>0</b>	<b>54</b>	<b>6</b>	<b>3</b>	<b>2</b>

**ADDITIONAL CAREER STATISTICS:** Special Teams Tackles: 1999 (1), 2000 (1), 2002 (13), 2003 (16), 2004 (4), 2005 (4); Special Teams Fumble Recoveries: 2002 (2); Blocked Kicks: 2003 (1)

**SINGLE GAME HIGHS**

Total Tackles - 10 @ Denver (11/19/00)  
Solo Tackles - 9 vs. Kansas City (11/14/04)  
Passes Defensed - 3 (two times), Last @ Oakland (10/24/04)  
Sacks - 1.0 vs. Denver (9/10/06)

**BROWN'S GAME-BY-GAME STATS**

**2006 ST. LOUIS RAMS**

Game	W/L	P/S	T	S	A	Sk	Yds	Int	Yds	Lg	TD	PD	FF	FR	Yds	
SEA 9/12 W	1/1	4	4	0	0	0	0	0	10	0	0	0	0	1	0	0
@SF 9/17 L	1/1	4	4	0	0	0	0	0	0	0	0	1	0	0	0	0
@ARI 9/24 W	1/1	4	4	0	0	0	0	0	0	0	0	0	0	0	0	0
DET 10/1 W	1/1	10	6	4	0	0	0	0	0	0	0	0	0	0	0	0
@GB 10/8 W																
SEA 10/15 L																
@SD 10/29 L	1/1	6	5	1	0	0	0	0	0	0	0	0	0	0	0	0
KC 11/5 L	1/1	2	2	0	0	0	0	0	0	0	0	0	0	0	0	0
@SEA 11/12 L	1/1	6	3	0	0	0	0	0	0	0	0	1	0	0	0	0
@CAR 11/19 L	1/1	6	5	1	0	0	0	0	0	0	0	0	0	0	0	0
SF 11/26 W	1/1	7	6	1	0	0	0	0	0	0	0	0	0	0	0	0
ARI 12/3 L	1/1	7	7	0	0	0	0	0	0	0	2	1	0	0	0	0
CHI 12/11 L	1/1	5	5	0	0	0	0	0	0	0	1	0	0	0	0	0
@OK 12/17 W	1/1	4	4	0	0	0	0	0	0	0	1	0	0	0	0	0
MAS 12/24 W	1/1	4	4	0	0	0	0	0	0	0	1	0	0	0	0	0
@MIN 12/31 W	1/1	7	5	2	0	0	0	0	0	0	0	1	0	0	0	0
TOTALS	8-8	14/14	76	54	12	1.0	10.0	3	17	20	0	9	2	0	0	0

**2004 NEW ORLEANS SAINTS**

Game	W/L	P/S	T	S	A	Sk	Yds	Int	Yds	Lg	TD	PD	FF	FR	Yds	
SEA 9/12 L	1/0	0	0	0	0	0	0	0	0	0	0	0	0	1	0	0
SF 9/19 W	1/0	1	1	0	0	0	0	0	0	0	1	0	0	0	0	0
@STL 9/26 W	1/0	3	3	0	0	0	0	0	0	0	1	0	0	0	0	0
@ARI 10/3 L	1/0	3	3	0	0	0	0	0	0	0	0	0	0	0	0	0
TB 10/10 L	1/0	2	2	0	0	0	0	0	0	0	1	0	0	0	0	0
MIN 10/17 L	1/0	1	1	0	0	0	0	0	0	0	1	0	0	0	0	0
@OAK 10/24 W	1/1	5	5	0	0	0	0	0	0	0	3	0	0	0	0	0
@SD 11/7 L	1/1	5	5	0	0	0	0	0	0	0	0	0	0	0	0	0
KC 11/14 W	1/1	9	9	0	0	0	0	0	0	0	1	0	0	0	0	0
DEN 11/21 L	1/1	3	3	0	0	0	0	0	0	0	0	0	0	0	0	0
@ATL 11/28 L	1/1	4	4	0	0	0	0	0	0	0	0	0	0	0	0	0
CAR 12/5 L	1/1	6	6	0	0	0	0	0	0	0	0	0	0	0	0	0
@DAL 12/12 W	1/1	3	2	1	0	0	0	0	0	0	1	0	0	0	0	0
@TB 12/19 W	1/1	1	1	0	0	0	0	0	0	0	0	0	0	1	0	0
ATL 12/26 W	1/1	6	6	0	0	0	0	0	0	0	2	0	0	0	0	0
@CAR 1/2 W	1/1	2	2	0	0	0	0	0	0	0	1	0	0	0	0	0
TOTALS	8-8	16/16	104	53	1	0.0	0.0	2	0	0	0	12	2	3	0	0

**2002 NEW ORLEANS SAINTS**

Game	W/L	P/S	T	S	A	Sk	Yds	Int	Yds	Lg	TD	PD	FF	FR	Yds	
SEA 9/12 W	1/0	1	1	0	0	0	0	0	0	0	0	0	0	1	0	0
@CHI 9/22 W	1/0	1	1	0	0	0	0	0	0	0	1	0	0	0	0	0
@DET 9/29 L	1/0	2	2	0	0	0	0	0	0	0	1	0	0	0	0	0
PIT 10/6 W	1/0	3	3	0	0	0	0	0	0	0	1	0	0	0	0	0
@WFS 10/13 W	1/0	0	0	0	0	0	0	0	0	0	0	0	0	0	0	0
SF 10/20 W	1/0	4	4	0	0	0	0	0	0	0	2	0	0	0	0	0
ATL 10/27 L	1/0	3	3	0	0	0	0	0	0	0	0	0	0	0	0	0
@CAR 11/10 W																
@ATL 11/17 L																
CLE 11/24 L	1/0	1	1	0	0	0	0	0	0	0	0	0	0	0	0	0
TB 12/1 W																
@BAL 12/8 W	1/0	0	0	0	0	0	0	0	0	0	0	0	0	0	0	0
MIN 12/15 L	1/0	0	0	0	0	0	0	0	0	0	0	0	0	0	0	0
@CIN 12/22 L	1/0	0	0	0	0	0	0	0	0	0	0	0	0	0	0	0
CAR 12/29 L	1/0	0	0	0	0	0	0	0	0	0	0	1	0	0	0	0
TOTAL	8-7	12/15	15	0	0	0.0	0.0	0	0	0	0	5	1	1	0	0

**2005 NEW ORLEANS SAINTS**

Game	W/L	P/S	T	S	A	Sk	Yds	Int	Yds	Lg	TD	PD	FF	FR	Yds	
@CAR 9/11 W	1/1	6	6	0	0	0	0	0	0	0	0	0	0	1	0	0
NYG 9/19 L																
@MIN 9/25 L																
BUF 10/2 W																
@GB 10/9 L																
ATL 10/16 L	1/0	2	2	0	0	0	0	0	0	0	0	0	0	0	0	0
@STL 10/23 L	1/0	3	3	0	0	0	0	0	0	0	0	0	0	0	0	0
MIA 10/30 L	1/0	2	1	1	0	0	0	0	0	0	0	0	0	1	0	0
CHI 11/6 L	1/0	5	5	0	0	0	0	0	0	0	0	0	0	0	0	0
@NE 11/20 L	1/1	6	6	0	0	0	0	0	0	0	0	0	0	0	0	0
@NY 11/27 W	1/0	2	2	0	0	0	0	0	0	0	0	0	0	1	0	0
TB 12/4 L	1/0	0	0	0	0	0	0	0	0	0	0	0	0	0	0	0
@ATL 12/12 L	1/0	0	0	0	0	0	0	0	0	0	0	0	0	1	0	0
CAR 12/18 L	1/1	1	1	0	0	0	0	0	0	0	0	0	0	0	0	0
DET 12/24 L	1/0	1	1	0	0	0	0	0	0	0	0	0	0	1	0	0
@TB 1/1 L	1/1	1	1	0	0	0	0	0	0	0	0	0	0	1	0	0
TOTALS	3-13	14/29	28	1	0.0	0.0	0	0	0	0	0	0	0	6	0	0

**2003 NEW ORLEANS SAINTS**

Game	W/L	P/S	T	S	A	Sk	Yds	Int	Yds	Lg	TD	PD	FF	FR	Yds		
@SEA 9/7 L	1/0	0	0	0	0	0	0	0	0	0	0	0	0	0	0	0	
HOU 9/14 W	1/0	1	1	0	0	0	0	0	0	0	0	0	0	1	0	0	
@TEN 9/21 L	1/0	2	2	0	0	0	0	0	0	0	0	0	0	0	0	0	
IND 9/28 L	1/0	0	0	0	0	0	0	0	0	0	0	0	0	0	0	0	
@CAR 10/5 L	1/0	0	0	0	0	0	0	0	0	0	0	0	0	0	0	0	
@ATL 10/19 W	1/0	0	0	0	0	0	0	0	0	0	0	0	0	0	0	0	
CAR 10/26 L	1/0	1	1	0	0	0	0	0	0	0	0	0	0	0	0	0	
@TB 11/2 W	1/0	5	5	0	0	0	0	0	0	0	0	0	0	0	0	0	
ATL 11/16 W	1/0	4	3	1	0	0	0	0	0	0	0	0	0	0	0	0	
@PHI 11/23 L	1/0	0	0	0	0	0	0	0	0	0	0	0	0	0	0	0	
@WFS 11/30 W	1/0	1	1	0	0	0	0	0	0	0	0	0	0	1	0	0	
TB 12/7 L	1/0	2	2	0	0	0	0	0	0	0	0	0	0	1	0	0	
NYG 12/14 W	1/0	3	3	0	0	0	0	0	0	0	0	0	0	2	0	0	
@JAX 12/21 L	1/0	1	1	0	0	0	0	0	0	0	0	0	0	0	0	0	
DAL 12/28 W	1/0	2	2	0	0	0	0	0	0	0	0	0	0	3	0	0	
TOTALS	8-8	16/0	22	18	4	0.0	0.0	0	0	0	0	0	0	0	8	0	0

**2000 SAN DIEGO CHARGERS**

## BROWN'S GAME-BY-GAME STATS (Cont.)

## 1999 SAN DIEGO CHARGERS

Game	W/L	P/S	T	S	A	Sk	Yds	Int	Yds	Lg	TD	PD	FF	FR	Yds	
Signed to active roster	10/8															
@DET 10/10	W		1/0	0	0	0	0	0	0	0	0	0	0	0	0	0
Waived 10/16; Signed to active roster	10/23															
@SEA 10/24	L		1/0	0	0	0	0	0	0	0	0	0	0	0	0	0
@KC 10/31	L		1/0	0	0	0	0	0	0	0	0	0	0	0	0	0
DEN 11/7	L															
@OK 11/14	L															
CHI 11/21	L															
@MIN 11/28	L		1/0	2	2	0	0	0	0	0	0	0	0	0	0	0
CLE 12/5	W		1/1	6	6	0	0	0	0	0	0	0	0	0	0	0
@SEA 12/12	W		1/0	3	3	0	0	0	0	0	0	0	0	0	0	0
@MIA 12/19	L		1/1	6	4	2	0	0	0	0	0	0	1	0	0	0
OK 12/26	W		1/0	4	4	0	0	0	0	0	0	0	1	0	0	0
@DEN 1/2	W		1/1	10	10	0	0	0	0	0	0	0	1	0	0	0
TOTALS	8-8	9/3	31	29	2	0	0	0	0	0	0	2	1	0	0	0



# ISAAC BRUCE

Wide Receiver

6-0 • 188 • born 11/10/72

14th year (14th Rams) • D2A-1994 (33rd)

Memphis

Dillard H.S. • Fort Lauderdale, Fla.

Career GP/GS (playoffs): 183/170 (9/9)



## TRANSACTIONS:

- 3/14/06 – re-signed by the Rams.
- 4/17/02 – re-signed by the Rams.
- 8/15/00 – re-signed by the Rams.
- 12/8/98 – placed on reserve/injured list.
- 11/30/96 – re-signed by the Rams.
- 4/24/94 – selected by the Los Angeles Rams in second round (33rd overall) of 1994 NFL Draft.

**PRO:** One of the best receivers in the NFL...great hands and outstanding route runner...ranks seventh on the NFL's all-time receptions list (887), seventh on the all-time receiving yards list (13,376), and 18th on the all-time touchdown receptions list (80)... one of only nine receivers to have 13,000 receiving yards, third fastest to achieve that mark (179 games)...Rams' all-time leader in receptions, receiving yards and touchdowns...only Jerry Rice (3,575) and John Jefferson (3,431) recorded more yards in their first three seasons...holds Rams' single-season records for most receiving yards (1,781), most receptions (119) and most consecutive 100-yard receiving games (six)...Rams' career leader in 100-yard receiving games (42), 1,000-yard receiving seasons (nine)...Rams' career leader in postseason receiving yards (759) and is the only player in team history with four 100-yard receiving games in the postseason.

**2006 SEASON:** Started 15 of 16 games...notched his eighth career 1,000-yard receiving season with 1,098 yards on 74 catches with three touchdowns.

- Made five receptions for 64 yards in Week 1 vs. Denver 9/10, passing Henry Ellard (814) and Shannon Sharpe (815) for 12th place on the NFL's all-time reception list with 818...his 64 receiving yards placed him ahead of Jimmy Smith (12,287) for 11th on the NFL's all-time receiving yards list with (12,342).
- Caught five passes for 77 yards in Week 2 at San Francisco 9/17, passing Steve Largent (819) for 11th place on NFL's all-time receptions list with 823.
- Nabbed seven receptions for 100 yards and one touchdown in Week 4 vs. Detroit 10/1, his 40th career 100-yard receiving game...seven receptions moved him past Larry Centers (827) for 10th on the NFL's all-time receptions list with 830.
- Made five receptions for 105 yards in Week 8 at San Diego 10/29, his 41st career 100-yard receiving game.
- Made a 33-yard reception in the second quarter vs. Kansas City in Week 9 11/5 that placed him

ahead of Irving Fryar (12,785) for ninth place on the NFL's all-time receiving yards list.

- Caught a 22-yard pass in the third quarter at Seattle in Week 10 put him over 13,000 yards from scrimmage for career.
- Made five receptions for 75 yards in Week 13 vs. Arizona 11/12 making him the third-fastest player in NFL history to reach 13,000 receiving yards.
- Made four catches for 62 yards in Week 14 vs. Chicago 12/11, passing Steve Largent for eighth on the all-time receiving yards list.
- Made a season-high nine catches for a season-high 148 yards in Week 16 vs. Washington 12/24, passing Andre Reed for seventh place on the all-time receiving yards list and also marked his 42nd career 100-yard receiving game.

**2005 SEASON:** Missed five games with foot injury.

- Led the team with five receptions for 64 yards at Arizona 9/18.
- Made four receptions for 83 yards, including 46-yard touchdown reception vs. Arizona 11/20.
- Made four receptions for 94 yards at Houston 11/27, including 43-yard touchdown reception late in the fourth quarter on fourth-and-6 play to help propel Rams' comeback.
- Caught 800th career pass at Minnesota 12/11, becoming the 14th player in NFL history with 800 career receptions.

**2004 SEASON:** Caught 89 passes (fifth in the NFC, eighth in the NFL) for 1,292 yards (fifth in the NFL)...fourth career 1,200-yard receiving season...led or tied for team-lead in seven games in receptions and eight games for receiving yards...started season with four consecutive 100-yard receiving performances, first player to accomplish the feat since Houston's Charley Hennigan in 1963.

- Caught seven passes for 100 yards at San Francisco 10/3...passed Gary Clark (10,856) for 13th place on the NFL's all-time receiving yards list.
- Caught five passes for 98 yards at Miami 10/24, making him the 13th player in NFL history with at least 11,000 career receiving yards.
- Nabbed a team-high nine catches for 170 yards and one touchdown at Green Bay 11/29...passed Michael Irvin (750) and Charlie Joiner (750) for 14th place on NFL's all-time reception list.
- Inactive for NFC Divisional Playoff Game at Atlanta 1/15/05 with groin injury.

**2003 SEASON:** Became Rams' all-time leader in receiving yards (10,461), passing current receivers coach Henry Ellard (9,761), making him one of only 15 players in NFL history who lead their franchise in the three major receiving records—receiving yards, receptions (688) and receiving touchdowns (68)...led or tied for team-lead in receptions in five games and three games for receiving yards.

- Made nine receptions for 129 yards, becoming the 18th player in NFL history to gain over 10,000 career receiving yards against Green Bay 10/19.
- 16-yard reception at Chicago 11/16 moved him into 20th place on the NFL's all-time receptions list.
- 20-yard reception vs. Minnesota 11/30 moved him past Harold Jackson (10,372) for 15th place on the NFL's all-time receiving yards list.
- Streak of 63 consecutive games with reception snapped at Detroit 12/28.
- Made seven receptions for 116 yards in the NFC Divisional Playoff Game vs. Carolina 1/10/04, making him the only Rams player to have four career 100-yard postseason performances, breaking a tie with Tom Fears.

**2002 SEASON:** Became Rams' all-time leader in receptions while posting fourth consecutive 1,000-yard receiving season...led team with seven touchdown receptions...led team in receptions five times and in receiving yards four times.

- Had best game of season on 30th birthday vs. San Diego 11/10, catching game-high 10 passes for 163 yards and three touchdowns, helping the Rams' rally from a 24-14 fourth-quarter deficit with under five minutes to play in the 28-24 win...first touchdown catch moved him past Hall of Fame RB Eric Dickerson (58) and into second place all-time in team history.
- Became franchise leader in receptions at Washington 11/24...on second reception of Rams' opening possession, a 30-yard catch-and-run gave him 594 catches, surpassing mark of 593 set by receivers coach Henry Ellard.
- Became first player in team history with 600 receptions at Philadelphia 12/1 on a 28-yard catch in second quarter.



**2001 SEASON:** Continued ascent up the Rams' career receiving charts while becoming third receiver in team history to earn three consecutive Pro Bowl invitations (Elroy Hirsch 1951-53, Jim Phillips 1960-62)...voted offensive captain...became franchise career leader in 100-yard receiving games (29), 1,000-yard seasons (5), and receiving touchdowns (56).

- Became just second player in team history to post 500 career receptions vs. New York Giants 10/14.
- Became Rams' all-time leader in touchdown receptions with he caught five passes for 86 yards and season-high three touchdowns in Monday Night Game at New Orleans 12/17.
- Had top game in NFC Championship contest against Philadelphia 1/27, catching eight passes for 84 yards and one touchdown.
- Caught five passes for 56 yards against New England in Super Bowl XXXVI 2/3/02.



**2000 SEASON:** Became first Rams receiver to earn back-to-back Pro Bowl invitations since Henry Ellard accomplished the feat following 1988-1989 seasons...led or tied for team lead in receptions six times and led team in receiving yards six times...posted four 100-yard receiving games.

- Caught season-high nine passes for 167 yards and two touchdowns vs. San Diego 10/1.
- Posted team-record-tying third 100-yard receiving game in the playoffs with team-high 127 yards on team-high tying seven receptions with one touchdown in NFC Wildcard Game at New Orleans 12/30.



**1999 SEASON:** Earned second Pro Bowl invitation following the third 1,000-yard receiving season of career...led team with 12 touchdowns...led team in receptions eight times and four times in receiving yards...led Rams in receiving yards in playoffs, with 317 yards on 13 catches with team-high two touchdowns.

- Posted two 100-yard receiving games in the playoffs, vs. Minnesota and Tennessee in Super Bowl XXXIV.
- Scored Rams' first touchdown of postseason on first offensive play vs. Minnesota, in NFC Divisional Playoff Game, 77-yard reception from QB Kurt Warner, the second-longest pass reception in team playoff history.
- Game-winning 73-yard touchdown pass in Super Bowl XXXIV against Tennessee capped six-reception, 162-yard game.

**1998 SEASON:** Missed eight games with hamstring injury before being placed on reserve/injured list 12/7.

- Opened season with 10-reception, 131-yard effort vs. New Orleans 9/6.
- Followed with 11 receptions for 192 yards and one touchdown against Minnesota 9/13...reception total tied for highest-single game total in the NFC in 1998 and tied the second-highest total of his career, while receiving yards total was fourth-highest of career.

**1997 SEASON:** Led team with five touchdown receptions despite missing almost all of first five games with hamstring injury...snapped streak of 43 consecutive games with at least one reception in season opener at Denver after leaving game in first quarter with hamstring injury.

- Had best receiving performance by any NFL receiver in 1997, exploding for career-high 233 yards on 10 receptions and two touchdowns at Atlanta 11/2...yards were fourth most ever by Ram...only player in Rams' history and seventh NFL receiver to record three games with at least 200 yards.



**1996 SEASON:** Led team with 84 receptions and led NFL with 1,338 yards...became first Rams receiver since Henry Ellard in 1990 and 1991 to post back-to-back 1,000-yard receiving seasons...first Ram to lead league in receiving yards since Ellard in 1998...joined Tom Fears (1949-50) and Ellard (1989-91) as only receivers in Rams' history to post consecutive 1,000-yard receiving seasons

(WR Torry Holt became fourth 2000-2001).

- Capped season with seven receptions for 104 yards in Pro Bowl.

**1995 SEASON:** In first year as starter, enjoyed best ever season by a Rams' receiver and second greatest receiving season in NFL history with 1,781 yards on 119 catches...trailed only San Francisco's Jerry Rice (1,848) after breaking former Houston Oiler Charley Hennigan's 34-year-old record of 1,746 set in 1961...119 catches ranked fifth on the NFL's all-time single-season reception list...shattered four Rams' records, including most receiving yards (1,781), most receptions (119), most consecutive 100-yard receiving games (6) and most 100-yard games (9)...tied for second (Harold Jackson, 1973) for most touchdown receptions by a Ram in one sea-

son (13) and for second (Willie Anderson, 1989) for most receptions in one game (15)...first player in NFL history to record three consecutive games with at least 170 receiving yards (181, 191, 173)...ended season as Rams' leading scorer with 80 points...earned many accolades, including *USA Today's* All-Joe team, All-Madden, Daniel F. Reeves Memorial Award (team MVP), Fox's Terry Award for Best Second Year Player and All-Pro by *Pro Football Weekly* and *Sports Illustrated*...only player in NFL to earn both Offensive and Special Teams Player of the Week honors.

- First-career start in season opener at Green Bay 9/1 and made back-to-back plays to help Rams win 17-14...blocked and recovered Craig Hentrich punt to set up 23-yard touchdown reception on next play.
- Established team record with sixth consecutive 100-yard games vs. Carolina 11/12, breaking Elroy Hirsch's record of five in 1951 by making nine receptions for 110 yards and one touchdown.
- Became 12th player in NFL history and first Ram with 100 receptions in one season by catching nine for 68 yards against Washington 12/17.
- Closed season with career-high 15 receptions for 210 yards and one touchdown vs. Miami 12/24...the 15 receptions were the most by an NFL receiver in 1995.

**1994 SEASON:** Earned 1994 Carroll Rosenbloom Award, given to team rookie of the year...voted Rams rookie of the year by Orange County Sports Association and Southern California Sports Broadcasters Association...missed last four games after spraining right knee at San Diego 11/27...placed on reserved/injured list 12/9.

- First NFL reception was 34-yard touchdown from QB Chris Miller at Atlanta 9/11.

### COLLEGE:

- Made 113 receptions for 1,586 yards and 15 touchdowns.
- Attended West Los Angeles and Santa Monica Junior Colleges before transferring to Memphis State in 1992.
- Took classes every offseason towards completion of physical education degree in 2003.

### PERSONAL:

- Born Isaac Isidore Bruce in Ft. Lauderdale, Fla.
- All-City selection at Dillard High while leading team to 1989 Florida State 5A Championship.
- Finished year with 39 catches for 644 yards.
- Was 13th of 15 children.
- Was 1998 Rams Sprint Good Sport/Man of the Year and 1997 Rams True Value Man of the Year, recognizing his sportsmanship and community involvement.
- Rams' Man of the Year in 1997 and 1998.
- Since 1996 has provided tickets to home games to various schools and youth organizations.
- Partners with Haz-Waste to provide jerseys and limousine rides for children.
- Was United Way Spokesman in 1996-97 and United Way African American Leadership Giver 1997-99.
- Serves on Board of Directors for Childhaven, an educational facility serving children with behavior and communication disorders.
- Doanted \$25,000 through endorsements and performance donations to Childhaven.
- Donated 80 turkeys to local organizations to feed people for Thanksgiving.
- "Adopted" Bruce Elementary in St. Louis and makes frequent visits to school and annually celebrates his birthday with the students.
- In 2003, received Sports Personality of the Year Award from the Missouri Athletic Club at the annual Jack Buck Sports Award Banquet.
- Won 2006 National Sportsmanship Award.
- Graduated from University of Memphis during the 2003 offseason.
- Resides in St. Louis.

### BRUCE'S NFL STATISTICS

Year	Team	G-S	Receiving					Rushing				
			No	Yds	Avg	Lg	TD	Att	Yds	Avg	Lg	TD
1994	RAMS	.....12-0	21	272	13.0	34t	3	1	2	2.0	2	0
1995	RAMS	.....16-16	119	1,781	15.0	72	13	3	17	5.7	12	0
1996	RAMS	.....16-16	84	1,338	15.9	70	7	0	0	0.0	0	0
1997	RAMS	.....12-12	56	815	14.6	59	5	0	0	0.0	0	0
1998	RAMS	.....5-5	32	457	14.3	80t	1	1	30	30.0	30	0
1999	RAMS	.....16-16	77	1,165	15.1	60	12	5	32	6.4	11	0
2000	RAMS	.....16-16	87	1,471	16.9	78t	9	1	11	11.0	11	0
2001	RAMS	.....16-16	64	1,106	17.3	51t	6	4	23	5.8	10	0
2002	RAMS	.....16-16	79	1,075	13.6	34t	7	3	18	6.0	13	0
2003	RAMS	.....15-15	69	981	14.2	41	5	2	17	8.5	14	0
2004	RAMS	.....16-16	89	1,292	14.5	56	6	0	0	0.0	0	0
2005	RAMS	.....11-10	36	525	14.6	46t	3	0	0	0.0	0	0
2006	RAMS	.....16-15	74	1,098	14.8	45	3	0	0	0.0	0	0
<b>Total</b>		<b>.....183-169</b>	<b>887</b>	<b>13,376</b>	<b>15.1</b>	<b>80t</b>	<b>80</b>	<b>20</b>	<b>150</b>	<b>7.5</b>	<b>30</b>	<b>0</b>

### POSTSEASON

Year	Team	G-S	Receiving					Rushing				
			No	Yds	Avg	Lg	TD	Att	Yds	Avg	Lg	TD
1999	RAMS	.....3-3	13	317	24.4	77t	2	0	0	0.0	0	0
2000	RAMS	.....1-1	7	127	18.1	29	1	0	0	0.0	0	0
2001	RAMS	.....3-3	14	159	11.4	22	1	0	0	0.0	0	0
2003	RAMS	.....1-1	7	116	16.6	26	0	0	0	0.0	0	0
2004	RAMS	.....1-1	3	40	13.3	21	0	0	0	0.0	0	0
<b>Total</b>		<b>.....9-9</b>	<b>44</b>	<b>759</b>	<b>17.3</b>	<b>77t</b>	<b>4</b>	<b>0</b>	<b>0</b>	<b>0.0</b>	<b>0</b>	<b>0</b>

**ADDITIONAL CAREER STATISTICS:** Passing: 1996 (1 for 1, 15 yards), 2003 (2 for 2, 66 yards), 2004 (0 for 2), 2006 (0 for 1); Punt Returns: 1995 (1 for 52 yards); Special Teams Tackles: 1994 (1); Two-Point Conversions: 1995 (1), 1999 (1); Fumbles-Lost: 2-0 in 1995, 1-0 in 1996, 1-0 in 1997, 1-0 in 2000, 4-0 in 2001, 2-0 in 2002, 5-0 in 2004.

### SINGLE GAME HIGHS

- Rec. - 15 vs. Miami (12/24/95)
- Playoffs - 7 (two times), Last vs. Carolina (1/10/04)
- Yards - 233 @ Atlanta (11/2/97)
- Playoffs - 162 vs. Tennessee, Super Bowl XXXIV (1/30/00)
- Lg - 80t vs. Minnesota (9/13/98)
- Playoffs - 77t vs. Minnesota (1/16/00)
- TD - 4 vs. San Francisco (10/10/99)
- Playoffs - 1 (four times), Last vs. Carolina (1/10/04)
- 100-yd Rec Games - (39) Last vs. Washington (12/24/06), 148 yards
- Playoffs - (4) Last vs. Carolina (1/10/04), 116 yds
- 200-yd Rec Games - (3) Last @ Atlanta 11/2/97, 233 yds
- Playoffs - None

### BRUCE'S TOP GAMES

#### Receptions

- 15 - vs. Miami (12/24/95) (210 yds.)
- 11 - vs. Washington (9/22/96) (136 yds.)
- 11 - @ Baltimore (10/27/96) (229 yds.)
- 11 - vs. Minnesota (9/13/98) (192 yds.)
- 11 - @ San Francisco (11/21/99) (93 yds.)
- 10 - vs. Atlanta (10/12/95) (191 yds.)
- 10 - @ Atlanta (11/2/97) (233 yds.)
- 10 - vs. New Orleans (9/6/98) (131 yds.)
- 10 - vs. San Diego (11/10/02) (163 yds.)
- 9 - vs. San Francisco (10/22/95) (173 yds.)
- 9 - @ Philadelphia (10/29/95) (105 yds.)
- 9 - vs. Carolina (11/12/95) (110 yds.)
- 9 - vs. Buffalo (12/10/95) (136 yds.)
- 9 - vs. Washington (12/17/95) (68 yds.)
- 9 - @ New Orleans (12/7/97) (144 yds.)
- 9 - vs. San Diego (10/1/00) (167 yds.)
- 9 - vs. Green Bay (10/19/03) (129 yds.)
- 9 - @ Chicago (11/16/03) (54 yds.)
- 9 - vs. Arizona (9/12/04) (112 yds.)
- 9 - @ Green Bay (11/29/04) (170 yds)
- 9 - vs. Washington (12/24/06) (148 yards)

#### Receiving Yards

- 233 - @ Atlanta (11/2/97) (10 rec.)
- 229 - @ Baltimore (10/27/96) (11 rec.)
- 210 - vs. Miami (12/24/95) (15 rec.)
- 192 - vs. Minnesota (9/13/98) (11 rec.)
- 191 - vs. Atlanta (10/12/95) (10 rec.)
- 188 - vs. San Francisco (10/29/00) (8 rec.)
- 181 - @ Indianapolis (10/1/95) (8 rec.)
- 179 - vs. New Orleans (10/28/01) (7 rec.)
- 173 - vs. San Francisco (10/22/95) (9 rec.)
- 170 - @ Green Bay (11/29/04) (9 rec.)
- 167 - vs. San Diego (10/1/00) (9 rec.)
- 163 - vs. San Diego (11/10/02) (10 rec.)
- 152 - @ Cincinnati (10/3/99) (6 rec.)
- 148 - vs. Washington (12/24/06) (9 rec.)
- 144 - @ New Orleans (12/7/97) (9 rec.)
- 144 - @ San Francisco (9/23/01) (8 rec.)
- 141 - vs. Chicago (11/18/02) (6 rec.)
- 136 - vs. Buffalo (12/10/95) (9 rec.)
- 136 - vs. Washington (9/22/96) (11 rec.)
- 135 - @ New Orleans (11/5/95) (8 rec.)
- 134 - vs. San Francisco (10/10/99) (5 rec.)
- 134 - vs. New Orleans (9/26/04) (8 rec.)

## BRUCE'S 100-YARD RECEIVING GAMES (39)

Yards	Opponent	Date	Rec	Avg	Lg	TD
192	L-Minnesota	9/13/98	11	17.5	80t	1
191	W-Atlanta	10/12/95	10	19.1	59t	2
188	W-San Francisco	9/17/00	8	23.5	78t	1
181	L-@ Indianapolis	10/1/95	8	22.6	72	2
179	L-New Orleans	10/18/01	7	25.6	51t	1
173	L-San Francisco	10/22/95	9	19.2	53	0
170	L-@ Green Bay	11/29/04	9	18.9	56	1
167	W-San Diego	10/1/00	9	18.6	53	2
163	W-San Diego	11/10/02	10	16.3	34t	3
152	W-@ Cincinnati	10/3/99	6	25.3	60	0
148	W-Washington	12/24/06	9	16.4	43	1
144	W-@ New Orleans	12/7/97	9	16.0	38	2
144	W-@ San Francisco	9/23/01	8	18.0	39t	1
141	W-Chicago	11/18/02	6	23.5	33	0
136	L-Buffalo	12/10/95	9	15.1	38	0
136	L-Washington	9/15/96	11	12.4	19	0
135	L-@ New Orleans	11/5/95	8	16.9	55	1
134	W-San Francisco	10/10/99	5	26.8	45	4
134	L-New Orleans	9/26/04	8	16.8	26	0
131	L-New Orleans	9/6/98	10	13.1	24	0
130	W-@ New England	11/18/01	7	18.6	38	0
129	L-@ Kansas City	10/22/00	8	16.1	42	2
129	W-@ San Francisco	10/29/00	8	16.1	36	0
129	W-Green Bay	10/23/03	9	14.3	26	0
120	L-@ New York Giants	9/7/03	8	15.0	21	0
117	L-@ Arizona	9/29/96	4	29.3	49t	2
112	W-@ New Orleans	12/1/96	4	28.0	70	1
112	W-Arizona	9/12/04	9	12.4	19	1
111	W-@ Carolina	12/5/99	6	18.5	47	0
110	W-Carolina	11/12/95	9	12.2	26	1
108	L-@ Pittsburgh	11/3/96	7	15.4	30	0
105	L-@ Philadelphia	10/29/95	9	11.7	26	1
105	L-@ San Diego	10/29/06	5	21.0	44	0
104	W-Seattle	11/14/04	7	14.9	21	0
102	W-@ New Orleans	12/12/99	4	25.5	34	0
102	L-@ Atlanta	9/19/04	8	12.8	29	0
100	W-@ Carolina	9/17/95	5	20.0	37	0
100	W-@ San Francisco	10/3/04	7	14.3	29	0
100	W-Detroit	10/1/06	7	14.3	33	1

## BRUCE'S 200-YARD RECEIVING GAMES (3)

Yards	Opponent	Date	Rec	Avg	Lg	TD
233	L-@ Atlanta	11/2/97	10	23.3	59	2
229	L-@ Baltimore	10/27/96	11	20.8	55	1
210	L-Miami	12/24/95	15	14.0	31	1

## BRUCE vs. THE NFL

Opponent	Games	Rec	Yards	Avg/Rec	Avg/Game	Lg	TD
Arizona	12	50	774	15.5	64.5	49t	6
Atlanta	16	71	1283	18.1	80.2	66t	10
Baltimore	3	21	334	15.9	111.3	55	2
Buffalo	2	12	194	16.2	97.0	38	1
Carolina	14	62	796	12.8	56.9	47	4
Chicago	7	38	518	13.6	74.0	33	1
Cincinnati	2	10	192	19.2	96.0	60	0
Cleveland	2	7	75	10.7	37.5	18	2
Dallas	2	4	60	15.0	30.0	21t	1
Denver	5	16	204	12.8	40.8	34	0
Detroit	4	15	200	13.3	50.0	33	1
Green Bay	7	35	485	13.9	69.3	56	3
Houston	1	4	94	23.5	94.0	43t	1
Indianapolis	2	13	256	19.7	128.0	72	2
Jacksonville	1	2	30	15.0	30.0	16	0
Kansas City	5	22	343	15.6	68.6	51	4
Miami	4	29	416	14.3	104.0	36	1
Minnesota	5	30	447	14.9	89.4	80t	2
New England	2	11	189	17.2	94.5	38	1
New Orleans	14	79	1397	17.7	99.8	70	11
New York Giants	6	27	381	14.1	63.5	34	2
New York Jets	4	18	254	14.1	63.5	30	3
Oakland/L.A.	3	12	176	14.7	58.7	41	1
Philadelphia	6	28	382	13.6	63.7	28	2
Pittsburgh	2	10	181	18.1	90.5	30	0
San Diego	4	25	448	17.9	112.0	53	5
San Francisco	24	115	1726	15.0	71.9	78t	10
Seattle	11	53	698	13.2	63.5	50	2

**BRUCE vs. THE NFL (Cont.)**

Opponent	Games	Rec	Yards	Avg/Rec	Avg/Game	Lg	TD
Tampa Bay	4	11	163	14.8	40.8	42	0
Tennessee	2	7	64	9.1	32.0	21	1
Washington	7	50	606	12.1	86.6	43	1

**BRUCE'S GAME-BY-GAME STATS**

**2006 ST. LOUIS RAMS**

Game	W/L	P/S	Rec	Yds	Avg	Lg	TD
DEN 9/10	W	1/1	5	64	12.8	34	0
@SF 9/17	L	1/1	5	77	15.4	24	0
@ARI 9/24	W	1/1	3	79	26.3	45	0
DET 10/1	W	1/1	7	100	14.3	33	1
@CB 10/8	W	1/1	2	23	11.5	18	0
SEA 10/15	L	1/0	5	45	9.0	16	0
@SD 10/29	L	1/1	5	105	21.0	44	0
KC 11/5	L	1/1	3	61	20.3	33	0
@SEA 11/12	L	1/1	7	66	9.4	22	0
@CAR 11/19	L	1/1	1	6	6.0	6	0
SF 11/26	W	1/1	6	63	10.5	20	0
ARI 12/3	L	1/1	5	75	15.0	25	1
@OAK 12/11	L	1/1	4	62	15.5	24	0
@OAK 12/17	W	1/0	3	58	19.3	41	0
WAS 12/24	W	1/0	9	148	16.4	43	1
@MIN 12/31	W	1/1	4	66	16.5	23	0
TOTALS	8-8	16/13	74	1,098	14.8	45	3

**2005 ST. LOUIS RAMS**

Game	W/L	P/S	Rec	Yds	Avg	Lg	TD
@SF 9/11	L	1/1	3	61	20.3	29	1
@ARI 9/18	W	1/1	5	64	12.8	23	0
TEN 9/25	W	1/1	1	11	11.0	11	0
@NYG 10/2	L	Inactive					
SEA 10/9	L	Inactive					
@IND 10/17	L	Inactive					
NO 10/23	W	Inactive					
JAX 10/30	W	Inactive					
@SEA 11/13	L	1/1	1	16	16.0	16	0
ARI 11/20	L	1/0	4	83	20.8	46	1
@HOU 11/27	W	1/1	4	94	23.5	43	1
WAS 12/4	L	1/1	4	33	8.3	10	0
@MIN 12/11	L	1/1	5	66	13.2	20	0
PHI 12/18	L	1/1	2	16	8.0	10	0
SF 12/24	L	1/1	6	73	12.2	30	0
@DAL 1/1	W	1/1	1	8	8.0	8	0
TOTALS	6-10	11/10	36	525	14.6	46	3

**2004 ST. LOUIS RAMS**

Game	W/L	P/S	Rec	Yds	Avg	Lg	TD
ARI 9/12	W	1/1	9	112	12.4	19	1
@ATL 9/19	L	1/1	8	102	12.8	29	0
NO 9/26	L	1/1	8	134	16.8	26	0
@SF 10/3	W	1/1	7	100	14.3	29	0
@SEA 10/10	W	1/1	6	78	13.0	27	0
TB 10/18	W	1/1	1	11	11.0	11	0
@MIA 10/24	L	1/1	5	98	19.6	36	0
NE 11/7	L	1/1	4	59	14.8	20	1
SEA 11/14	W	1/1	7	104	14.9	21	0
@BUF 11/21	L	1/1	3	58	19.3	26	1
@GB 11/29	L	1/1	9	170	18.9	56	1
SF 12/5	W	1/1	2	18	9.0	12	0
@CAR 12/12	L	1/1	3	27	9.0	15	0
@ARI 12/19	L	1/1	4	37	9.3	11	0
PHI 12/27	W	1/1	8	98	12.3	26	1
NYJ 1/2	W	1/1	5	86	17.2	27	1
TOTALS	8-8	16/16	89	1,292	14.5	56	6

**POSTSEASON**

Game	W/L	P/S	Rec	Yds	Avg	Lg	TD
@SEA 1/8	W	1/1	3	40	13.3	21	0
@ATL 1/15	L	Inactive					
TOTALS	1-1	1/1	3	40	13.3	21	1

**2002 ST. LOUIS RAMS**

Game	W/L	P/S	Rec	Yds	Avg	Lg	TD
@DEN 9/8	L	1/1	5	60	12.0	27	0
NYG 9/15	L	1/1	8	79	9.9	14	0
@TB 9/23	L	1/1	4	43	10.8	22	0
DAL 9/29	L	1/1	3	52	17.3	21	1
@SF 10/6	L	1/1	4	32	8.0	15	0
OAK 10/13	W	1/1	5	70	14.0	17	1
SEA 10/20	W	1/1	4	63	15.8	22	0
@ARI 11/3	W	1/1	3	31	10.3	11	0
SD 11/10	W	1/1	10	163	16.3	34	3
CHI 11/18	W	1/1	6	141	23.5	33	0
@WAS 11/24	L	1/1	7	89	12.7	30	0
@PHI 12/1	L	1/1	5	74	14.8	28	0
@KC 12/8	L	1/1	5	47	9.4	12	1
ARI 12/15	W	1/1	2	29	14.5	24	0
@SEA 12/22	L	1/1	4	49	12.3	18	0
SF 12/30	W	1/1	4	53	13.3	26	1
TOTALS	7-9	16/16	79	1,075	13.6	34	7

**2003 ST. LOUIS RAMS**

Game	W/L	P/S	Rec	Yds	Avg	Lg	TD
@NYG 9/7	L	1/1	8	120	15.0	21	0
SF 9/14	W	1/1	6	63	10.5	26	0
@SEA 9/21	L	1/1	5	69	13.8	28	1
ARI 9/28	W	1/1	4	58	14.5	22	0
ATL 10/13	W	1/1	4	87	21.8	33	0
GB 10/19	W	1/1	9	129	14.3	26	0
@PIT 10/26	W	1/1	3	73	24.3	29	0
@SF 11/2	L	1/1	4	93	23.3	41	0
BAL 11/9	W	1/1	2	13	6.5	8	0
@CHI 11/16	W	1/1	9	54	6.0	16	0
@ARI 11/23	W	1/1	7	99	14.1	20	1
MIN 11/30	W	1/1	3	49	16.3	25	1
@CLE 12/8	W	1/1	3	31	10.3	16	1
SEA 12/14	W	1/1	2	43	21.5	25	1
CIN 12/21	W	Inactive					
@DET 12/28	L	1/1	0	0	0.0	0	0
TOTALS	12-4	15-15	69	981	14.2	41	5

**POSTSEASON**

Game	W/L	P/S	Rec	Yds	Avg	Lg	TD
CAR 1/10	L	1/1	7	116	16.6	26	0
TOTALS	0-1	1/1	7	116	16.6	26	0

**2001 ST. LOUIS RAMS**

Game	W/L	P/S	Rec	Yds	Avg	Lg	TD
@PHI 9/9	W	1/1	4	89	22.5	27	0
@SF 9/23	W	1/1	8	144	18.0	39	1
MIA 9/30	W	1/1	3	36	12.0	17	0
@DET 10/8	W	1/1	6	66	11.0	18	0
NYG 10/14	W	1/1	4	49	12.2	18	0
@NYJ 10/21	W	1/1	2	37	18.5	22	0
NO 10/28	L	1/1	7	139	25.6	51	1
CAR 11/11	W	1/1	2	39	19.5	26	1
@NE 11/18	W	1/1	7	130	18.6	38	0
TB 11/26	L	1/1	3	73	24.3	42	0
@ATL 12/2	W	1/1	3	47	15.7	21	0
SF 12/9	W	1/1	3	44	14.7	24	0
@NO 12/17	W	1/1	5	86	17.2	40	3
@CAR 12/23	W	1/1	1	7	7.0	7	0
IND 12/30	W	1/1	5	75	15.0	28	0
ATL 1/6	W	1/1	1	5	5.0	5	0
TOTALS	14-2	16/16	64	1,106	17.3	51	6

**POSTSEASON**

Game	W/L	P/S	Rec	Yds	Avg	Lg	TD
GB 1/20	W	1/1	1	19	19.0	19	0
PHI 1/27	W	1/1	8	84	10.5	17	1
NE 2/3	L	1/1	5	56	11.2	22	0
TOTALS	2-1	3/3	14	159	11.4	22	1

**BRUCE'S GAME-BY-GAME STATS (Cont.)**

**2000 ST. LOUIS RAMS**

Game	W/L	P/S	Rec	Yds	Avg	Lg	TD
DEN 9/4	W	1/1	4	60	15.0	25	0
@SEA 9/10	W	1/1	6	97	16.2	50	0
SF 9/17	W	1/1	8	188	23.5	78t	1
@ATL 9/24	W	1/1	3	92	30.7	66t	2
SD 10/1	W	1/1	9	167	18.6	53	2
ATL 10/15	W	1/1	3	88	29.3	47	0
@KC 10/22	L	1/1	8	129	16.1	42	2
@SF 10/29	W	1/1	8	129	16.1	36	0
CAR 11/5	L	1/1	7	69	9.9	16	1
NYG 11/12	W	1/1	4	75	18.8	34	1
WAS 11/20	L	1/1	5	91	18.2	32	0
NO 11/26	L	1/1	4	59	14.8	33	0
@CAR 12/3	L	1/1	6	74	12.3	20	0
MIN 12/10	W	1/1	7	39	10.6	20	0
@TB 12/18	L	1/1	3	36	12.0	17	0
@NO 12/24	W	1/1	2	43	21.5	22	0
TOTALS	10-6	16/16	87	1,471	16.9	78t	9

**POSTSEASON**

Game	W/L	P/S	Rec	Yds	Avg	Lg	TD
@NO 12/30	L	1/1	7	127	18.1	29	1
TOTALS	0-1	1/1	7	127	18.1	29	1

**1998 ST. LOUIS RAMS**

Game	W/L	P/S	Rec	Yds	Avg	Lg	TD
NO 9/6	L	1/1	10	131	13.1	24	0
MIN 9/13	L	1/1	11	192	17.5	80t	1
@BUF 9/20	W	Inactive					
ARI 9/27	L	Inactive					
NYJ 10/11	W	1/1	5	62	12.4	30	0
@MIA 10/18	L	1/1	6	72	12.0	19	0
SF 10/25	L	1/1	0	0	0.0	0	0
@ATL 11/1	L	Inactive					
@CHI 11/8	W	Inactive					
@NO 11/15	L	Inactive					
CAR 11/22	L	Inactive					
ATL 11/29	L	Inactive					
@PHI 12/3	L	Inactive					
NE 12/13	W	Reserve/Injured					
@CAR 12/20	L						
@SF 12/27	L						
TOTALS	4-12	5/5	32	457	14.3	80t	1

**1996 ST. LOUIS RAMS**

Game	W/L	P/S	Rec	Yds	Avg	Lg	TD
CIN 9/1	W	1/1	4	40	10.0	18	0
@SF 9/8	L	1/1	4	52	13.0	22	0
WAS 9/15	L	1/1	11	136	12.4	19	0
@ARI 9/29	L	1/1	4	117	29.3	49t	2
SF 10/6	L	1/1	4	56	14.0	25	0
@CAR 10/13	L	1/1	3	34	11.3	18	0
JAX 10/20	W	1/1	2	30	15.0	16	0
@BAL 10/27	L	1/1	11	229	20.8	55	1
@PIT 11/3	L	1/1	7	108	15.4	30	0
ATL 11/10	W	1/1	5	91	18.2	23	1
CAR 11/17	L	1/1	4	59	14.8	37	0
GB 11/24	L	1/1	6	53	8.8	17	1
@NO 12/1	W	1/1	4	112	28.0	70	1
@CHI 12/8	L	1/1	6	87	14.5	32	0
@ATL 12/15	W	1/1	2	37	18.5	29	0
NO 12/21	W	1/1	7	97	13.9	22t	1
TOTALS	6-10	16/16	84	1,338	15.9	70	7

**1999 ST. LOUIS RAMS**

Game	W/L	P/S	Rec	Yds	Avg	Lg	TD
BAL 9/12	W	1/1	8	92	11.5	21	1
ATL 9/26	W	1/1	3	68	22.7	46t	1
@CIN 10/3	W	1/1	6	152	25.3	60	0
SF 10/10	W	1/1	5	134	26.8	45	4
@ATL 10/17	W	1/1	6	48	8.0	13	1
CLE 10/24	W	1/1	4	44	11.0	18	1
@TEN 10/31	L	1/1	6	53	8.8	21	0
@DET 11/7	L	1/1	2	34	17.0	18	0
CAR 11/14	W	1/1	5	69	13.8	22	1
@SF 11/21	W	1/1	11	93	8.5	19	0
NO 11/28	W	1/1	5	81	16.2	33	0
@CAR 12/5	W	1/1	6	111	18.5	47	0
@NO 12/12	W	1/1	4	102	25.5	34	0
NYG 12/19	W	1/1	2	39	19.5	31	0
CHI 12/26	W	1/1	4	45	11.3	23	1
@PHI 1/2	L	1/1	0	0	0.0	0	0
TOTALS	13-3	16/16	77	1,165	15.1	60	12

**POSTSEASON**

Game	W/L	P/S	Rec	Yds	Avg	Lg	TD
MIN 1/16	W	1/1	4	133	33.3	77t	1
TB 1/23	W	1/1	3	22	7.3	9	0
TEN 1/30	W	1/1	6	162	27.0	73t	1
TOTALS	3-0	3/3	13	317	24.4	77t	2

**1997 ST. LOUIS RAMS**

Game	W/L	P/S	Rec	Yds	Avg	Lg	TD
NO 8/31	W	Inactive					
SF 9/7	L	Inactive					
@DEN 9/14	L	1/1	0	0	0	0	0
NYG 9/21	W	Inactive					
@OAK 9/28	L	Inactive					
@SF 10/12	L	1/1	2	14	7.0	12	0
SEA 10/19	L	1/1	6	68	11.3	32	0
KC 10/26	L	1/1	5	94	18.8	51	1
@ATL 11/2	L	1/1	10	233	23.3	59	2
@GB 11/9	L	1/1	3	34	11.3	13	0
ATL 11/16	L	1/1	3	50	16.7	26	0
CAR 11/23	L	1/1	5	48	9.6	17	0
@WAS 11/30	W	1/1	5	41	8.2	12	0
@NO 12/7	W	1/1	9	144	16.0	38	2
CHI 12/14	L	1/1	3	46	15.3	25	0
@CAR 12/20	W	1/1	5	43	8.6	19	0
TOTALS	5-11	12/12	56	815	14.6	59	5

**1995 ST. LOUIS RAMS**

Game	W/L	P/S	Rec	Yds	Avg	Lg	TD
@GB 9/3	W	1/1	4	55	13.8	23t	1
NO 9/10	W	1/1	3	50	16.7	33t	1
@CAR 9/17	W	1/1	5	100	20.0	37	0
CHI 9/24	W	1/1	6	83	13.8	23	0
@IND 10/1	L	1/1	8	181	22.6	72	2
ATL 10/12	W	1/1	10	191	19.1	59t	2
SF 10/22	L	1/1	9	173	19.2	53	0
@PHI 10/29	L	1/1	9	105	11.7	26	1
@NO 11/5	L	1/1	8	135	16.9	55	1
CAR 11/12	W	1/1	9	110	12.2	26	1
@ATL 11/19	L	1/1	7	91	13.0	21	0
@SF 11/26	L	1/1	2	24	12.0	21	1
@NYJ 12/3	W	1/1	6	69	11.5	26	2
BUF 12/10	L	1/1	9	136	15.1	38	0
WAS 12/17	L	1/1	9	68	7.6	15	0
MIA 12/24	L	1/1	15	210	14.0	31	1
TOTALS	7-9	16/16	119	1,781	15.0	72	13

**1994 LOS ANGELES RAMS**

Game	W/L	P/S	Rec	Yds	Avg	Lg	TD
ARI 9/4	W	1/0	0	0	0.0	0	0
@ATL 9/11	L	1/0	2	37	18.5	34t	1
SF 9/18	L	1/0	2	24	12.0	17	0
@KC 9/25	W	1/0	1	12	12.0	12	0
ATL 10/2	L	1/0	1	16	16.0	16	0
@GB 10/9	L	1/0	2	21	10.5	16	0
NYG 10/16	W	1/0	1	19	19.0	19	1
@NO 10/23	L	1/0	3	44	14.7	19t	1
DEN 11/6	W	1/0	2	20	10.0	13	0
LARd 11/13	L	1/0	4	48	12.0	14	0
@SF 11/20	L	1/0	2	18	9.0	10	0
@SD 11/27	L	1/0	1	13	13.0	13	0
CHI 12/11	L	Inactive					
@OAK 12/17	L	Reserve/Injured					
WAS 12/24	L						
@MIN 12/31	L						
TOTALS	4-12	12/0	21	272	13.0	34t	3



# MARC BULGER

Quarterback

6-3 • 212 • born 4/5/77  
 7th year (7th Rams) • EA-2001  
 West Virginia  
 Catholic Central H.S. • Pittsburgh, Pa.  
 Career GP/GS (playoffs): 60/60 (3/3)

18



## TRANSACTIONS:

- 7/27/07 – signed new six-year contract with the Rams.
- 12/20/05 – placed on injured/reserve list.
- 5/4/04 – re-signed with Rams as restricted free agent.
- 6/25/03 – re-signed with Rams as exclusive rights free agent.
- 1/12/01 – signed by the Rams as a free agent.
- 12/1/01 – signed to practice squad by Atlanta.
- 10/24/00 – signed to practice squad by the Rams.
- 4/16/00 – selected by New Orleans in sixth round (168th overall) in 2000 NFL Draft.

**PRO:** Has all the tools to be perennial Pro Bowler...strong arm and very intelligent...smooth mechanically and reads defenses very well...16,233 passing yards rank third all-time in Rams history...two-time Pro Bowl selection (2007 & 2003)...Pro Bowl MVP in 2003, throwing Pro Bowl-record four touchdown passes, and completed 12 of 21 passes for 152 yards...impressive 36-24 record in games started...has 10 come-from-behind wins (including postseason) in career...with victory at Seattle in NFC Wildcard Game on Jan. 8, 2005, became the fourth Rams' quarterback to win road playoff game, joining Jim Everett (two), Vince Ferragamo (three), and Pat Haden (one)...made Rams' roster in 2001 after impressive preseason...signed by Rams 1/12/01...two weeks on Falcons' practice squad in 2000...also spent one week on Rams' practice squad...2000 training camp with New Orleans...originally selected by the Saints in the sixth round (168th overall) of 2000 NFL Draft.



**2006 SEASON:** Started all 16 games at quarterback for the Rams and earned second career Pro Bowl selection...finished season with 370 completions on 588 attempts (62.9 completion percentage) for a career-high 4,301 yards and 24 touchdowns with eight interceptions...posted 92.9 passer rating...4,301 passing yards mark the fourth-best single season passing performance in team history, and

moved Bulger into third place on the Rams' all-time passing list...370 completions and 588 attempts were the most for a single season in Rams history...1.4 interception percentage was best single-season mark in team annals...Bulger finished second in the NFL in completions, second in the NFC (third in NFL) in yards, tied for second in NFC (tied for fourth in NFL) in touchdowns, third in the NFL in attempts, third in the NFC (eighth in NFL) in completion percentage, fourth in NFC (ninth in NFL) with 7.31 average gain and fourth in NFC (seventh in the NFL) in passer rating...passed for over 300 yards in eight games, giving him 23 career 300-yard passing games

- Completed 18 passes in Week 1 vs. Denver 9/10, surpassing the 1,000-completion mark...finished season with 1,357 career completions.
- Had streak of 249 pass attempts without an interception, the sixth-longest streak in NFL history, end in Week 6 vs. Seattle 10/15, when he was intercepted by linebacker Lofa Tatupu in the fourth quarter...finished game with 360 yards passing and 3 touchdowns, including career-long 67-yard touchdown pass to Tory Holt.
- Completed 31 of 42 pass attempts for 354 yards and one touchdown in Week 9 vs. Kansas City 11/5...with performance, Bulger established a career-best six consecutive games with a passer rating of 100.0 or better.
- 142 passing yards in Week 11 at Carolina 11/19 allowed Bulger to pass Kurt Warner for third all-time in Rams history for passing yards with 14,589 yards.
- Earned 10th career regular season come-from-behind victory in the fourth quarter or overtime Week 12 vs. San Francisco 11/26...completed nine of nine pass attempts for 66 yards on final

drive, including a 5-yard touchdown to WR Kevin Curtis with 0:27 left in the game to earn a 20-17 victory.

- Topped 15,000 career passing yards in Week 13 vs. Arizona 12/3...reached mark in 56 games, tying him with Hall of Fame quarterback Dan Marino and former Ram Kurt Warner as the fastest quarterback to reach 15,000 career passing yards.
- Tied a career high with four touchdown passes in Week 16 vs. Washington 12/24 and established a career-high with passer rating of 134.5...completed 25 of 38 passes for 388 yards, giving him his 23rd career 300-yard passing game...388 passing yards marked Bulger's season high.

**2005 SEASON:** Finished first in NFC (third in NFL) in average gain (8.00), first in NFC (fourth in NFL) in completion percentage (66.9), and second in NFC (fifth in NFL) in passer rating (94.4).

- Completed 18 of 29 passes for 216 yards with one touchdown and one interception at Arizona 9/18, passing 10,000-yard career passing mark...tied Hall of Famer Dan Marino for the second-fastest quarterback to reach that mark.
- Completed 21 of 28 passes for 292 yards with three touchdowns and one interception for a 128.9 passer rating vs. Tennessee 9/25.
- Established franchise records in attempts (62) and completions (40) for NFL-leading 442 yards with two touchdowns and three interceptions at New York Giants 10/2...performance marked franchise-record fourth 400-yard game.
- Completed six of eight attempts for 121 yards and one touchdown for a perfect 158.3 passer rating before suffering a shoulder injury at Indianapolis 10/17...did not return to game.
- Returned in Week 10 to complete 28 of 40 passes for 304 yards with one touchdown and one interception at Seattle 11/13.
- Surpassed the 1,500 pass attempts mark vs. Arizona 11/20, qualifying him for NFL's all-time passer rating list...sixth in NFL history with 90.6 career passer rating...completed 19 of 24 attempts for 224 yards with two touchdowns before leaving the game with a shoulder injury in the third quarter.

**2004 SEASON:** Earned Daniel F. Reeves Memorial Award for Rams MVP as voted on by teammates...66.2 completion percentage was second-highest single-season total in Rams' history...3,964 yards was fifth-best single-season total in Rams' history, tying Jim Everett's 1988 season, despite missing nearly three full games...third in NFC in completions (fifth in NFL), completion percentage (sixth in NFL), yards (sixth in NFL), average gain (8.17, sixth in NFL), and fourth quarter passer rating (90.9, sixth in NFL); fourth in NFC in passer rating (eighth in NFL); sixth in NFC in third-down passer rating (89.1, 10th in NFL); tied for sixth in NFC in touchdowns (tied for 12th in NFL).

- Led Rams to a historic 33-27 comeback victory at Seattle 10/10, completing 24 of 42 passes for 325 yards with three touchdowns and three interceptions, also rushing four times for nine yards, with a nine-yard touchdown run...on Rams' last four drives against the Seahawks, completed 10 of 16 pass attempts for 202 yards with three touchdowns, also leading the Rams on field goal drive...comeback was greatest comeback in franchise history, in terms of points down (27-10) and time left (5:43).
- Passed for 448 yards (most ever vs. Packers) on 35-of-53 passing with two touchdowns and one interception for 97.1 passer rating at Green Bay 11/29.
- Completed three of first four attempts vs. San Francisco 12/5 before leaving game with shoulder injury...injury forced him to miss next two games (at Carolina 12/12 and at Arizona 12/19)
- Returned to lineup vs. Philadelphia 12/27 to complete 20 of 27 passes for 225 yards with one touchdown for a 110.9 passer rating.
- In regular season finale vs. New York Jets 1/2/05, completed 29 of 39 passes for season-high 450 yards (Rams' record third career 400-yard game) with three touchdowns and two interceptions for season-high 116.4 passer rating to lead Rams back from 26-21 deficit with 5:06 left in the game to a 32-29 overtime win.
- Completed 18 of 32 passes for 313 yards with two touchdowns and one interception for a 97.5 passer rating in NFC Wildcard Game at Seattle 1/8/05...led Rams back from 20-17 deficit with 8:07 left to win first career playoff game, 27-20...during comeback, led Rams on scoring drives on all three Rams' second half possessions, two field goal drives and game-winning touchdown drive, going nine-for-13 for 126 yards with one touchdown and no interceptions.
- Completed 23 of 35 pass attempts for 299 yards with two touchdowns and one interception for a 99.6 passer rating at Atlanta 1/15/05 in NFC Divisional Playoff Game.



**2003 SEASON:** Led Rams to NFC West Championship, earning first Pro Bowl invitation...was second in NFC and NFL in completions, third in NFC and fifth in NFL in completion percentage, led NFC and was third in NFL in passing yards, was third in NFC and tied for sixth in NFL in average gain (7.34 yards), was sixth in NFC in touchdown passes, third in NFC and fourth in NFL in third-down passer rating, and sixth in NFC in passer rating...led Rams to pair of winning streaks (four and seven games)...had four 300-yard passing games, including 22 of 37 performance for season-high 375 yards and one touchdown in homecoming at Pittsburgh 10/26...led Rams to four come-from-behind victories.

- Completed 27 of 46 passes for 332 yards with three interceptions in NFC Divisional Playoff Game vs. Carolina 1/10/04.
- Completed 12 of 21 passes for 152 yards with a Pro Bowl record four touchdowns and one interception in Pro Bowl 2/8/04, earning MVP honors, first Ram to earn such honor.

**2002 SEASON:** Had impressive year as he saw first NFL action...earned Daniel F. Reeves Memorial Award for team MVP as voted on by teammates...won first six NFL starts, with two comebacks...winning first six NFL starts tied him for fourth with Kurt Warner (1999) and Mike Kruczek (1976) for most consecutive wins to start a career since 1970.

- Made first NFL start vs. Oakland 10/13, completing 14 of 21 passes for 186 yards, three touchdowns, and one rushing touchdown...earned NFC Offensive Player of the Week honors for performance against previously undefeated Raiders.
- Had historic game vs. San Diego 11/10 in completing 36 of 48 passes for 453 yards (fourth-best total in Rams history) with four touchdowns and no interceptions for 131.7 passer rating (all career-highs).
- 1,496 passing yards in first five starts was best in NFL history for QB's first five starts, surpassing Cincinnati's Jeff Blake in 1994.
- Suffered hand injury against Chicago 11/18 that forced him to sit out next three games before returning to action vs. Arizona 12/15, completing 24 of 40 passes for 319 yards with two touchdowns and two interceptions
- Completed only pass attempt of game for 11 yards at Seattle 12/22 before leaving game with neck and back injuries, forcing him to miss season finale.

**2001 SEASON:** Did not see action with Rams.

**2000 SEASON:** On Rams' practice squad for one week...two weeks on Atlanta Falcons' practice squad...training camp with New Orleans.

### COLLEGE:

- Holds 25 passing records at West Virginia.
- School career leader with 8,153 passing yards.
- Had nine 300-yard passing games and 23 200-yard passing games.
- Second team All-Big East as junior...started every game, setting school season-records for pass completion percentage (65.4%), touchdown passes (31), pass attempts (419), pass completions (274), yards passing (3,607), total offensive plays (452), and yards in total offense (3,515).
- Earned starting quarterback job in sophomore season.
- Appeared in six games as a backup during redshirt freshman season.
- Redshirted as true freshman.
- Sports management major.

### PERSONAL:

- Born Marc Robert Bulger in Pittsburgh, Pa.
- Attended Central Catholic High in Pittsburgh, the same high school as Hall of Fame quarterback Dan Marino.
- Member of the National Honor Society.
- Selected to play in Pennsylvania Big 33 Classic after passing for 1,662 yards as senior.
- Also played basketball and baseball.
- Member of West Virginia Athletic Director's Academic Honor Roll.
- Father, James, played quarterback for Notre Dame (1970-71).
- Resides in Kirkwood, Mo.

## BULGER'S NFL STATISTICS

Year	Team	Passing			Yds	Yds/Att	TD	Int	Lg	Sk-Yds	Rtg	
		G-S	Att	Cmp								Pct
2000	Atlanta/RAMS	Did Not Play										
2001	RAMS	Did Not Play										
2002	RAMS	7-7	214	138	64.5	1,826	8.5	14	6	58	12-102	101.5
2003	RAMS	15-15	532	336	63.2	3,845	7.2	22	22	48	37-288	81.4
2004	RAMS	14-14	485	321	66.2	3,964	8.2	21	14	56	41-302	93.7
2005	RAMS	8-8	287	192	66.9	2,297	8.0	14	9	57t	26-192	94.4
2006	RAMS	16/16	588	370	63.0	4,301	7.3	24	8	67t	49-366	92.9
<b>Total</b>		<b>60/60</b>	<b>2,106</b>	<b>1,357</b>	<b>64.4</b>	<b>16,233</b>	<b>7.7</b>	<b>95</b>	<b>59</b>	<b>67t</b>	<b>165-1,248</b>	<b>91.3</b>

Career record as starter: 36-24 (.600); 6-1 (.857) in 2002, 12-3 (.800) in 2003, 8-6 (.571) in 2004, 2-6 (.250) in 2005, 8-8 (.500) in 2006

## POSTSEASON

Year	Team	Passing			Yds	Yds/Att	TD	Int	Lg	Sk-Yds	Rtg	
		G-S	Att	Cmp								Pct
2003	RAMS	1-1	46	27	58.7	332	7.2	0	3	28	2-16	53.9
2004	RAMS	2-2	67	41	61.2	612	9.1	4	2	57t	9-56	98.6
<b>Total</b>		<b>3-3</b>	<b>113</b>	<b>68</b>	<b>60.2</b>	<b>944</b>	<b>8.4</b>	<b>4</b>	<b>5</b>	<b>57t</b>	<b>11-72</b>	<b>80.4</b>

Career postseason record as starter: 1-2 (.333); 0-1 (.000) in 2003, 1-1 (.500) in 2004

## Rushing

Year	Team	Att	Yds	Avg	Lg	TD
2000	Atlanta/RAMS	Did Not Play				
2001	RAMS	Did Not Play				
2002	RAMS	12	-13	-1.1	1t	1
2003	RAMS	29	75	2.6	28	4
2004	RAMS	19	89	4.7	19t	3
2005	RAMS	9	29	3.2	9	0
2006	RAMS	18	44	2.4	29	0
<b>Total</b>		<b>91</b>	<b>222</b>	<b>2.4</b>	<b>29</b>	<b>8</b>
<b>Postseason Total</b>		<b>8</b>	<b>25</b>	<b>3.1</b>	<b>7</b>	<b>0</b>

**ADDITIONAL CAREER STATISTICS:** Fumbles-Lost: 2-0 in 2002, 8-6 in 2003, 5-4 in 2004, 1-1 in 2004 postseason, 4-2 in 2005, 5-3 in 2006; Receiving: 1 for 3 yards in 2002, 1 for 1 yard in 2005.

## SINGLE GAME HIGHS

Att - 62 @ New York Giants (10/2/05)	Rush - 6 @ Cleveland (12/8/03)
Playoffs - 46 vs. Carolina (1/10/04)	Playoffs - 4 vs. Carolina (1/10/04)
Cmp - 40 @ New York Giants (10/2/05)	Yards - 27 vs. Washington (12/24/06)
Playoffs - 27 vs. Carolina (1/10/04)	Playoffs - 11 vs. Carolina (1/10/04)
Yards - 453 vs. San Diego (11/10/02)	Lg - 29 vs. Washington (12/24/06)
Playoffs - 332 vs. Carolina (1/10/04)	Playoffs - 7 (two times), Last @ Seattle (1/8/05)
Pct - 79.2 vs. Arizona (11/20/05)	TD - 1 (eight times), Last @ Miami (10/24/04)
Playoffs - 65.7 @ Atlanta (1/8/05)	Playoffs - None
Lg - 67t vs. Seattle (10/15/06)	
Playoffs - 57t @ Atlanta (1/8/05)	
TD - 4 (two times), Last vs. Washington (12/24)	
Playoffs - 2 (two times), Last @ Atlanta (1/8/05)	

## BULGER'S 300-YARD PASSING GAMES (19)

Yards	Opponent	Date	Att	Cmp	Pct	TD	Int	LG	Sk-Yds	Rtg
388	W-Washington	12/24/06	38	25	65.7	4	0	64	1-6	134.5
378	L-@ San Francisco	11/2/03	42	26	61.9	1	2	41t	5-47	79.3
375	W-@ Pittsburgh	10/26/03	37	22	59.5	1	0	48	2-16	102.9
362	L-@ San Francisco	9/11/05	56	34	60.7	2	1	44	7-48	84.1
360	L-Seattle	10/15/06	39	26	66.7	3	1	67t	6-51	111.1
358	L-New Orleans	9/26/04	49	32	65.3	1	0	32t	5-33	93.8
356	L-Chicago	12/11/06	55	34	61.8	3	1	24	3-24	91.2
354	L-Kansas City	11/5/06	42	31	73.8	1	0	33	2-17	106.6
352	W-Atlanta	10/13/03	34	23	67.6	2	2	39	0-0	96.7
347	W-Chicago	11/18/02	35	21	60.0	2	1	52	3-26	100.5
336	L-Seattle	10/9/05	40	26	65.0	2	1	28	4-27	97.5
329	W-@ Arizona	11/23/03	44	28	63.6	1	4	38	4-31	56.0
328	W-@ Detroit	10/1/06	42	26	62.0	3	0	33	1-7	110.0
327	L-@ San Diego	10/29/06	40	27	67.5	2	0	44	3-16	109.1
325	W-Seattle	10/10/04	42	24	57.1	3	3	52t	2-8	76.0
319	W-Arizona	12/15/02	40	24	60.0	2	2	58	2-19	81.1
314	L-Arizona	12/3/06	45	27	60.0	2	3	25	4-27	68.2
309	W-@ Arizona	9/24/06	31	21	68.0	1	0	45	1-8	110.8
304	L-@ Seattle	11/13/05	40	28	70.0	1	1	33	3-26	90.0

**BULGER'S 400-YARD PASSING GAMES (4)**

Yards	Opponent	Date	Att	Cmp	Pct	TD	Int	LG	Sk-Yds	Rtg
453	W-San Diego	11/10/02	48	36	75.0	4	0	39	0-0	131.7
450	W-New York Jets	1/2/05	39	29	74.4	3	2	44t	3-18	116.4
448	L-@ Green Bay	11/29/04	53	35	66.0	2	1	56	4-43	97.1
442	L-@ New York Giants	10/2/05	62	40	65.0	2	3	31	1-8	76.1

**BULGER'S CAREER COME-FROM-BEHIND WINS IN FOURTH QUARTER AND OVERTIME**

Opponent	Date	Score(s)	To Go	Final
vs. San Diego	11/10/02	14-24	4:58	28-24
vs. Arizona	12/15/02	27-28	1:51	30-28
vs. San Francisco	9/14/03	14-17, 24-24	end 3rd, OT	27-24, OT
@ Chicago	11/16/03	20-21	5:58	23-21
@ Arizona	11/23/03	24-27, 27-27	6:05, OT	30-27, OT
vs. Arizona	9/12/04	9-10	end 3rd	17-10
@ Seattle	10/10/04	10-27, 27-27	5:43, OT	33-27, OT
vs. New York Jets	1/2/05	21-26, 29-29	5:06, OT	32-29, OT
* Seattle	1/8/05	17-20, 20-20	8:07, 2:11	27-20
vs. San Francisco	11/26/06	13-17	3:54	20-17
* postseason				

**BULGER'S GAME-BY-GAME STATS**

**2006 ST. LOUIS RAMS**

Game	W/L/P/S	Att	Cmp	Pct	Yds	Att	TD	Int	Lg	Sk	Yds	Rtg
DEN 9/10	W 1/1	34	18	53.0	217	6.4	0	0	49	3-22	72.8	
@SF 9/17	L 1/1	34	19	55.0	185	5.4	1	0	24	6-38	81.1	
@ARI 9/24	W 1/1	31	21	68.0	309	9.1	0	0	45	1-8	110.8	
DET 10/1	W 1/1	42	26	62.0	328	7.8	3	0	33	1-7	110.0	
@GB 10/8	W 1/1	28	18	64.2	220	7.9	2	0	40	2-11	112.2	
SEA 10/15	L 1/1	39	26	66.7	360	9.2	3	1	67	6-51	111.1	
@SD 10/29	L 1/1	40	27	67.5	327	8.2	2	0	44	3-16	109.1	
KC 11/5	L 1/1	42	31	73.8	354	8.4	1	0	33	2-17	106.6	
@SEA 11/12	L 1/1	40	26	65.0	215	5.4	1	22	4-24	68.2		
@CAR 11/19	L 1/1	34	19	55.8	142	4.2	0	1	18	7-62	53.8	
SF 11/26	W 1/1	34	23	67.6	201	5.9	1	1	20	2-19	80.6	
ARI 12/3	L 1/1	45	27	60.0	314	6.9	2	3	25	4-27	68.2	
CHI 12/11	L 1/1	55	34	61.8	356	6.5	3	1	24	3-24	91.2	
@OAK 12/17	W 1/1	22	11	50.0	137	6.2	0	0	41	4-34	69.7	
WAS 12/24	W 1/1	38	25	65.7	388	10.2	4	0	64	1-6	134.5	
@MIN 12/31	W 1/1	30	19	63.3	248	8.3	1	0	31	0-0	100.4	
TOTALS	8-8	16/16	588	370	63.0	4,301	7.3	24	8	67	49-366	92.9

**2005 ST. LOUIS RAMS**

Game	W/L/P/S	Att	Cmp	Pct	Yds	Att	TD	Int	Lg	Sk	Yds	Rtg
@SF 9/11	L 1/1	56	34	60.7	362	6.5	2	1	44	7-48	84.1	
@ARI 9/18	W 1/1	29	18	62.1	216	7.4	1	1	23	4-27	82.0	
TEN 9/25	W 1/1	28	21	75.0	292	10.4	3	1	32t	4-33	128.9	
@NYG 10/2	L 1/1	62	40	65.0	442	7.1	2	3	31	1-8	76.1	
SEA 10/9	L 1/1	40	26	65.0	336	8.4	2	1	28	4-27	97.5	
@IND 10/17	L 1/1	8	6	75.0	121	15.1	1	1	57t	0-0	116.7	
NO 10/23	W	Inactive										
JAX 10/30	W	Inactive										
@SEA 11/13	L 1/1	40	28	70.0	304	7.6	1	1	33	3-26	90.0	
ARI 11/20	L 1/1	24	19	79.2	224	9.3	2	0	46t	3-25	133.3	
@HOU 11/27W	Inactive											
WAS 12/4	L	Inactive										
@MIN 12/11	L	Inactive										
PHI 12/18	L	Inactive										
SF 12/24	L	Reserve/Injured										
@DAL 1/1	W											
TOTALS	6-10	8/8	287	192	66.9	2,297	8.0	14	9	57t	26-194	94.4

**2004 ST. LOUIS RAMS**

Game	W/L/P/S	Att	Cmp	Pct	Yds	Att	TD	Int	Lg	Sk	Yds	Rtg
ARI 9/12	W 1/1	34	23	67.6	272	8.0	1	1	36	0-0	89.3	
@ATL 9/19	L 1/1	31	24	77.4	285	9.2	1	1	33	5-35	102.2	
NO 9/26	L 1/1	49	32	65.3	358	7.3	1	0	32t	5-33	93.8	
@SF 10/3	W 1/1	25	17	68.0	186	7.4	1	0	29	0-0	103.1	
@SEA 10/10	W 1/1	42	24	57.1	325	7.7	3	3	52t	2-8	76.0	
TB 10/18	W 1/1	30	18	60.0	264	8.8	2	1	52t	4-34	97.1	
@MIA 10/24	L 1/1	39	23	58.9	295	7.6	1	1	36	3-26	80.6	
NE 11/7	L 1/1	33	23	69.7	285	8.6	2	1	48	5-26	103.7	
SEA 11/14	W 1/1	34	23	67.6	262	7.7	1	0	21	1-2	100.4	
@BUF 11/21	L 1/1	45	27	60.0	287	6.4	2	3	33	6-52	65.7	
@GB 11/29	L 1/1	53	35	66.0	448	8.5	2	1	56	4-43	97.1	
SF 12/5	W 1/1	4	3	75.0	22	5.5	0	0	12	1-10	87.5	
@CAR 12/12	L	Inactive										
@ARI 12/19	L	Inactive										
PHI 12/27	W 1/1	27	20	74.0	225	8.3	1	0	30	2-15	110.9	
NO 1/2	W 1/1	39	29	74.4	450	11.5	3	2	44t	3-18	116.4	
TOTALS	8-8	14/14	485	321	66.2	3,964	8.2	21	14	56	41-302	93.7

**POSTSEASON**

Game	W/L/P/S	Att	Cmp	Pct	Yds	Att	TD	Int	Lg	Sk	Yds	Rtg
@SEA 1/8	W 1/1	32	18	56.3	313	9.8	2	1	52	5-19	97.5	
@ATL 1/15	L 1/1	35	23	65.7	299	8.5	2	1	57t	4-37	99.6	
TOTALS	1-1	2/2	67	41	61.2	944	8.4	4	5	57t	9-56	98.6

**2003 ST. LOUIS RAMS**

Game	W/L/P/S	Att	Cmp	Pct	Yds	Att	TD	Int	Lg	Sk	Yds	Rtg
@NYG 9/7	L	Did Not Play										
SF 9/14	W 1/1	36	25	69.4	236	6.6	2	0	26	5-46	105.8	
@SEA 9/21	L 1/1	34	21	61.8	226	6.6	1	2	28	0-0	66.5	
ARI 9/28	W 1/1	42	28	66.7	272	6.5	2	1	22	1-4	90.6	
ATL 10/13	W 1/1	34	23	67.6	352	10.3	2	2	39	0-096.7	GB	
10/19	W 1/1	34	22	64.7	247	7.3	3	2	39t	2-8	91.2	
@PIT 10/26	W 1/1	37	22	59.5	375	10.1	1	0	48	2-16	102.9	
@SF 11/2	L 1/1	42	26	61.9	378	9.0	1	2	41t	5-47	79.3	
BAL 11/9	W 1/1	26	13	50.0	110	4.2	0	2	24	5-36	29.3	
@CHI 11/16	W 1/1	46	29	63.0	240	5.2	2	2	24	4-32	72.7	
@ARI 11/23	W 1/1	44	28	63.6	329	7.5	1	4	38	4-31	56.0	
MIN 11/30	W 1/1	20	15	75.0	222	11.1	1	1	30	1-8	106.7	
@CLE 12/8	W 1/1	36	22	61.1	223	6.2	1	1	31	3-13	76.5	
SEA 12/14	W 1/1	32	20	62.5	236	7.4	2	1	40t	1-6	92.7	
CIN 12/21	W 1/1	38	24	63.2	229	6.0	2	1	28t	1-1	86.4	
@DET 12/28	L 1/1	31	18	58.1	170	5.5	1	1	29	4-40	70.6	
TOTALS	12-4	15/15	532	336	63.2	3,845	7.2	22	22	48	37-288	81.4

**POSTSEASON**

Game	W/L/P/S	Att	Cmp	Pct	Yds	Att	TD	Int	Lg	Sk	Yds	Rtg
ARI 1/10	L 1/1	46	27	58.7	332	7.2	0	3	28	2-16	53.9	
TOTALS	0-1	1/1	46	27	58.7	332	7.2	0	3	28	2-16	53.9

**BULGERS'S GAME-BY-GAME STATS (Cont.)**

**2002 ST. LOUIS RAMS**

Game	W/L/P/S	Att	Cmp	Pct	Yds/			Sk-				
					Yds	Att	TD	Int	Lg	Yds	Rtg	
@DEN 9/8	L	Inactive/Third QB										
NYG 9/15	L	Inactive/Third QB										
@TB 9/23	L	Inactive/Third QB										
DAL 9/29	L	Inactive/Third QB										
@SF 10/6	L	Did Not Play										
OAK 10/13	W	1/0	21	14	66.7	186	8.9	3	0	50	3-22	134.1
SEA 10/20	W	1/1	40	22	55.0	265	6.6	1	1	51	1-5	73.4
@ARI 11/3	W	1/1	29	20	69.0	245	8.4	2	2	48	2-22	89.0
SD 11/10	W	1/1	48	36	75.0	453	9.4	4	0	39	0-0	131.7
CHI 11/18	W	1/1	35	21	60.0	347	9.9	2	1	52	3-26	100.5
@WAS 11/24	L	Inactive/Third QB										
@PHI 12/1	L	Inactive/Third QB										
@KC 12/8	L	Did Not Play										
ARI 12/15	W	1/1	40	24	60.0	319	8.0	2	2	58	2-19	81.1
@SEA 12/22	L	1/1	1	1	100.0	11	11.0	0	0	11	1-8	112.5
SF 12/30	W	Inactive										
<b>TOTALS</b>	<b>7-9</b>	<b>7/7</b>	<b>214</b>	<b>138</b>	<b>64.5</b>	<b>1,826</b>	<b>8.5</b>	<b>14</b>	<b>6</b>	<b>58</b>	<b>12-102</b>	<b>101.5</b>



**DOMINIQUE BYRD**

*Tight End*


6-2 • 254 • born 2/7/84

2nd year (2nd Rams) • D3C-2006 (93rd)

USC

The Breck School • Minneapolis, Minn.

Career GP/GS (playoffs): 5/0 (0/0)



**TRANSACTIONS:**

- 4/29/06 – selected by St. Louis with the third pick in the third round (93rd overall) in 2006 NFL Draft.

**PRO:** Explosive first step, excellent athlete.

**2006 SEASON:** Played in five games as a rookie, making two catches for 39 yards (19.5 avg.) and one touchdown.

- Saw action in his first NFL game in Week 5 at Green Bay 10/8.
- Made first career reception, a 27-yard touchdown catch, in Week 16 vs. Washington 12/24.

**COLLEGE:**

- Played in 38 games for the Trojans, making 77 receptions for 936 yards and four touchdowns.
- Made 29 receptions, 13 for first downs, as a senior.
- Earned All-Pac-10 honorable mention as a junior..
- Played in 12 of 13 games as a freshman.

**PERSONAL:**

- Born Dominique Montel Byrd in Minneapolis, Minn.
- Caught 62 passes for 1,236 yards and 25 touchdowns as a senior tight end at The Breck School in Golden Valley, Minn., adding team-high 108 tackles with four sacks, four interceptions (returning three for touchdowns) as a linebacker for Breck Mustangs.
- Started four seasons, finishing with 147 receptions for 3,008 yards and 49 touchdowns.
- Earned 2002 *Student Sports Grid-Hoops* All-America third-team honors while averaging 17.3 points as a junior on the basketball team.
- On track team, clocked personal bests of 11.2 in the 100-meter dash and 6'4" in high jump.
- Started on the varsity basketball team since the eighth grade.
- Interned for Minnesota senator Mark Dayton.
- African-American studies major.
- Resides in St. Charles, Mo.

## BYRD'S NFL STATISTICS

Year	Team	Receiving						Rushing					
		G-S	No	Yds	Avg	Lg	TD	Att	Yds	Avg	Lg	TD	
2006	RAMS	5-0	2	39	19.5	27t	1	0	0	0	0	0	
<b>Total</b>		<b>5-0</b>	<b>2</b>	<b>39</b>	<b>19.5</b>	<b>27t</b>	<b>1</b>	<b>0</b>	<b>0</b>	<b>0</b>	<b>0</b>	<b>0</b>	

## SINGLE GAME HIGHS

Rec. - 2 vs. Washington (12/24/06)  
 Yards - 39 vs. Washington (12/24/06)  
 Lg - 27t vs. Washington (12/24/06)  
 TD - 1 vs. Washington (12/24/06)

## BYRD'S GAME-BY-GAME STATS

## 2006 ST. LOUIS RAMS

Game	W/L	P/S	Rec	Yds	Avg	Lg	TD
DEN 9/10	W		Inactive				
@SF 9/17	L		Inactive				
@ARI 9/24	W		Inactive				
DET 10/1	W		Inactive				
@GB 10/8	W	1/0	0	0	0.0	0	0
SEA 10/15	L	1/0	0	0	0.0	0	0
@SD 10/29	L		Inactive				
KC 11/5	L		Inactive				
@SEA 11/12	L		Inactive				
@CAR 11/19	L		Inactive				
SF 11/26	W	1/0	0	0	0.0	0	0
ARI 12/3	L		Inactive				
CHI 12/11	L		Inactive				
@OAK 12/17	W		Did not play				
WAS 12/24	W	1/0	2	39	19.5	27t	1
@MIN 12/31	W	1/0	0	0	0.0	0	0
<b>TOTALS</b>	<b>8-8</b>	<b>5/0</b>	<b>2</b>	<b>39</b>	<b>19.5</b>	<b>27t</b>	<b>1</b>



# JEROME CARTER

Safety

5-11 • 219 • born 10/25/82  
 3rd year (3rd Rams) • D4A-2005 (117th)  
 Florida State  
 Columbia H.S. • Lake City, Fla.  
 Career GP/GS (playoffs): 28/2 (0/0)



## TRANSACTIONS:

- 4/24/05 – selected by St. Louis with the first pick in the fourth round (117th overall) in 2005 NFL Draft.

**PRO:** Hard-hitting, hard-working player.

**2006 SEASON:** Played in 13 games.

- Made first career interception in Week 4 vs. Detroit 10/1.
- Made a season-high five tackles (four solo) and one pass defended in Week 5 at Green Bay 10/8.
- Made one interception in Week 11 at Carolina 11/19, and returned it a career-high 36 yards.

**2005 SEASON:** Played in 14 games, starting two.

- Made a career-high 12 tackles in first start at strong safety at Houston 11/27.
- Placed on reserve/injured list 12/28 with ankle injury.

## COLLEGE:

- Played in 45 games at Florida State, with 257 tackles (152 solo), 2.5 sacks, two forced fumbles, 11 passes defended, and three interceptions.
- Elected defensive team captain as a senior.
- Earned All-Atlantic Coast Conference honorable mention as a junior.
- Majored in social science.

**PERSONAL:**

- Born Jerome Elton Carter in Lake City, Fla.
- Three-time All-State first-team selection at Columbia High in Lake City.
- Named Class 5A Player of the Year as a senior by Florida Association of Coaches.
- Selected top player in Florida by the *Gainesville Sun*.
- Recorded 77 tackles (50 solo) on defense and rushed for 811 yards on 83 carries with 11 touchdowns, adding 29 receptions for 601 yards and seven touchdowns as a senior.
- Single and resides in St. Louis, Mo.

**CARTER'S NFL STATISTICS**

Year	Team	G-S	Tackles				Interceptions				Fumbles				
			Total	Solo	Asst	Sk	Yds	Int	Yds	Lg	TD	PD	FF	FR	Yds
2005	RAMS	14-2	40	29	11	0.0	0.0	0	0	0	0	2	0	0	0
2006	RAMS	14-0	20	14	6	0.0	0.0	2	39	36	0	1	0	0	0
<b>Total</b>		<b>28-2</b>	<b>60</b>	<b>43</b>	<b>17</b>	<b>0.0</b>	<b>0.0</b>	<b>2</b>	<b>39</b>	<b>36</b>	<b>0</b>	<b>3</b>	<b>0</b>	<b>0</b>	<b>0</b>

**ADDITIONAL CAREER STATISTICS:** Special Teams Tackles: 2005 (4), 2006 (6)

**SINGLE GAME HIGHS**

Total Tackles – 12 @ Houston (11/27/05)  
 Solo Tackles – 9 @ Houston (11/27/05)  
 Interceptions – 1 twice, last @ Carolina (11/19/06)  
 Passes Defensed – 1 three times, last @ Green Bay (10/8/06)  
 Sacks – 1.0 twice, last @ Seattle (11/12/06)

**CARTER'S GAME-BY-GAME STATS**

**2006 ST. LOUIS RAMS**

Game	W/L	P/S	T	S	A	Sk	Yds	Int	Yds	Lg	TD	PD	FF	FR	Yds
DEN 9/10	W	1/0	0	0	0	0.0	0	0	0	0	0	0	0	0	0
@SF 9/17	L	1/0	0	0	0	0.0	0	0	0	0	0	0	0	0	0
ARI 9/24	W	1/0	5	4	1	0.0	0	0	0	0	0	0	0	0	0
DET 10/1	W	1/0	0	0	0	0.0	1	3	3	0	0	0	0	0	0
@GB 10/8	W	1/0	5	4	1	0.0	0	0	0	1	0	0	0	0	0
SEA 10/15	L	1/0	3	2	1	0.0	0	0	0	0	0	0	0	0	0
@SD 10/29	L	1/0	0	0	0	0.0	0	0	0	0	0	0	0	0	0
KC 11/5	L	1/0	1	1	0	0.0	0	0	0	0	0	0	0	0	0
@SEA 11/12	L	1/0	3	2	1	0.0	0	0	0	0	0	0	0	0	0
@CAR 11/19	L	1/0	3	1	2	0.0	1	36	36	0	0	0	0	0	0
SF 11/26	W	1/0	0	0	0	0.0	0	0	0	0	0	0	0	0	0
ARI 12/3	L	1/0	0	0	0	0.0	0	0	0	0	0	0	0	0	0
CHI 12/11	L					Inactive									
@OAK 12/17	W					Inactive									
WAS 12/24	W	1/1	0	0	0	0.0	0	0	0	0	0	0	0	0	0
@MIN 12/31	W	1/1	0	0	0	0.0	0	0	0	0	0	0	0	0	0
<b>TOTALS</b>	<b>8-8</b>	<b>14/0</b>	<b>20</b>	<b>14</b>	<b>6</b>	<b>0.0</b>	<b>2</b>	<b>36</b>	<b>36</b>	<b>0</b>	<b>1</b>	<b>0</b>	<b>0</b>	<b>0</b>	<b>0</b>

**2005 ST. LOUIS RAMS**

Game	W/L	P/S	T	S	A	Sk	Yds	Int	Yds	Lg	TD	PD	FF	FR	Yds
@SF 9/11	L	1/0	1	1	0	0.0	0	0	0	0	0	0	0	0	0
@ARI 9/18	W	1/0	3	2	1	0.0	0	0	0	0	0	0	0	0	0
TEN 9/25	W	1/0	1	1	0	0.0	0	0	0	0	0	0	0	0	0
@NYG 10/2	L	1/0	2	1	1	0.0	0	0	0	0	0	0	0	0	0
SEA 10/9	L	1/0	1	0	1	0.0	0	0	0	0	0	0	0	0	0
@IND 10/17	L					Inactive									
NO 10/23	W	1/0	1	1	0	0.0	0	0	0	0	0	1	0	0	0
JAX 10/30	W	1/0	0	0	0	0.0	0	0	0	0	0	1	0	0	0
@SEA 11/13	L	1/0	2	1	1	0.0	0	0	0	0	0	0	0	0	0
ARI 10/20	L	1/0	8	6	1	0.0	0	0	0	0	0	0	0	0	0
@HOU 11/27	W	1/1	12	9	3	0.0	0	0	0	0	0	0	0	0	0
WAS 12/4	L	1/1	7	5	2	0.0	0	0	0	0	0	0	0	0	0
@MIN 12/11	L	1/0	0	0	0	0.0	0	0	0	0	0	0	0	0	0
PHI 12/18	L	1/0	0	0	0	0.0	0	0	0	0	0	0	0	0	0
SF 12/24	L	1/0	2	2	0	0.0	0	0	0	0	0	0	0	0	0
@DAL 1/1	W					Placed on reserve/injured list	12/28								
<b>TOTALS</b>	<b>6-10</b>	<b>14/2</b>	<b>40</b>	<b>29</b>	<b>11</b>	<b>0.0</b>	<b>0</b>	<b>0</b>	<b>0</b>	<b>0</b>	<b>0</b>	<b>2</b>	<b>0</b>	<b>0</b>	<b>0</b>



**COREY CHAVOUS**  
 Safety



6-1 • 208 • born 1/5/76  
 10th year (2nd Rams) • UFA(MIN)-2006  
 Vanderbilt  
 Silver Bluff H.S. • Aiken, S.C.  
 Career GP/GS (playoffs): 141/103 (2/2)

**TRANSACTIONS:**

- 3/13/06 – signed three-year contract with Rams as unrestricted free agent.
- 3/25/02 – signed four-year contract with Minnesota as unrestricted free agent.
- 6/13/01 – signed one-year contract with Arizona as restricted free agent.
- 7/24/98 – signed three-year contract with Arizona.
- 4/18/98 – selected by Arizona in second round (33rd overall) in 1998 NFL Draft.

**PRO:** Steady defender and important locker room leader...started 80 straight games entering 2007 season...tied for 29th among active players with 20 career interceptions before 2007.

**2006 SEASON:** Started all 16 games for fifth straight season, making career-high 118 tackles.

- Made 20th career interception in Week 1 vs. Denver 9/10 (QB Jake Plummer).
- Second career fumble recovery in Week 2 at San Francisco 9/17 (RB Frank Gore), with 49ers threatening to score.
- Second career sack in Week 8 at San Diego 10/29 (QB Philip Rivers).
- Career-high second fumble recovery of season in Week 16 vs. Washington 12/24 (RB Ladell Betts), with Redskins threatening to score.

**2005 SEASON:** Started all 16 games for fourth straight season.

- Intercepted QB Kyle Orton at Chicago 10/13.
- Intercepted QB Jeff Garcia at Detroit 12/4.

**2004 SEASON:** Started all 16 games for third straight season with 112 tackles.

- Intercepted QB Joey Harrington at Detroit 12/19.
- Fractured left arm in season finale at Washington 1/2/05 after making four tackles; missed two postseason contests.



**2003 SEASON:** Earned first career Pro Bowl berth after starting all 16 games for second straight season, making career-high eight interceptions, second in NFL...108 tackles led Vikings.

- Career-high two interceptions against Packers' QB Brett Favre in season opener at Green Bay 9/7.
- Returned Harrington interception 32 yards for touchdown vs. Detroit 9/21.
- Picked off 49ers' QB Jeff Garcia, with season-long 39-yard return, vs. San Francisco 9/28.
- Career-high 16 tackles (12 solo) at Oakland 11/16.
- Started for NFC in Pro Bowl 2/8/04, intercepting pass by Colts' QB Peyton Manning.

**2002 SEASON:** Started all 16 games in first season with Minnesota.

- First career sack on Saints' QB Aaron Brooks at New Orleans 12/15.
- First career touchdown on career-long 43-yard interception return off Lions' QB Mike McMahon at Detroit 12/29.

**2001 SEASON:** Then-career-high 14 starts in final season with Arizona.

- Intercepted pass (QB Trent Green) vs. Kansas City 10/21.

**2000 SEASON:** Played in all 16 games for second time in three seasons.

- Intercepted pass (QB Aaron Brooks) vs. New Orleans 10/29.

**1999 SEASON:** Season total of 53 tackles.

- Picked off Redskins' QB Brad Johnson for only interception of season at Washington 12/12.

**1998 SEASON:** Started five games for Arizona.

- Interceptions in first two career starts at Kansas City 11/30 and vs. New York Giants 12/6.

### COLLEGE:

- 12 interceptions in career ranks fourth all-time for Vanderbilt.
- Started all four seasons, making 199 tackles with 31 passes defended.
- 38 tackles as senior, not allowing opposing receiver to score.
- Graduated with degree in human and organizational development.

### PERSONAL:

- Born Corey Lamontte Chavous in Augusta, Ga.
- All-Area and All-District choice at Silver Bluff High in Aiken, S.C.
- Caught 26 passes for 503 yards and six touchdowns, adding 75 tackles and four interceptions as senior.
- All-State in track, leading 4x100 relay team to state title as senior.
- Cousin of former NFL and Vanderbilt DB Fred Vinson.
- Uncle, Barney Chavous, played for Denver Broncos from 1973-85.
- Worked as NFL Draft analyst in 2005 and 2006 for NFL Network with Rich Eisen, and has provided on-air analysis of the draft for ESPN.
- Served as analyst for ESPN during Super Bowl XXXVIII coverage in Houston
- Eventually would like to make a career in television. His preference: "I want to be behind the camera," he says.
- While with Vikings, active in community projects for Ronald McDonald House and Kids Voting Minnesota, as well as blood drive with Memorial Blood Center.
- Single, lives in St. Charles, Mo.

### CHAVOVS' NFL STATISTICS

Year	Team	G-S	Tackles				Interceptions					Fumbles			
			Total	Solo	Asst	Sk	Yds	Int	Yds	Lg	TD	PD	FF	FR	Yds
1998	Arizona	.....16-5	29	20	9	0.0	0.0	2	0	0	0	7	0	0	0
1999	Arizona	.....15-4	53	28	25	0.0	0.0	1	0	0	0	5	0	0	0
2000	Arizona	.....16-1	51	34	17	0.0	0.0	1	1	1	0	4	1	0	0
2001	Arizona	.....14-14	87	59	28	0.0	0.0	1	0	0	0	11	0	0	0
2002	Minnesota	.....16-16	89	71	18	1.0	6.0	3	76	43	1	10	0	0	0
2003	Minnesota	.....16-16	108	86	22	0.0	0.0	8	143	39	1	15	0	0	0
2004	Minnesota	.....16-16	112	79	33	0.0	0.0	1	0	0	0	9	1	0	0
2005	Minnesota	.....16-16	90	67	23	0.0	0.0	2	0	0	0	7	0	1	0
2006	RAMS	.....16-16	118	82	36	1.0	3.0	1	17	17	0	6	1	2	0
<b>Total</b>	<b>.....133-104</b>		<b>737</b>	<b>526</b>	<b>211</b>	<b>2.0</b>	<b>9.0</b>	<b>20</b>	<b>237</b>	<b>43</b>	<b>2</b>	<b>73</b>	<b>3</b>	<b>3</b>	<b>0</b>

### POSTSEASON

Year	Team	G-S	Tackles				Interceptions					Fumbles			
			Total	Solo	Asst	Sk	Yds	Int	Yds	Lg	TD	PD	FF	FR	Yds
1998	Arizona	.....2-2	9	6	3	0.0	0.0	0	0	0	0	8	0	0	0
2004	Minnesota	.....	Did Not Play												
<b>Total</b>	<b>.....2-2</b>		<b>9</b>	<b>6</b>	<b>3</b>	<b>0.0</b>	<b>0.0</b>	<b>0</b>	<b>0</b>	<b>0</b>	<b>0</b>	<b>8</b>	<b>0</b>	<b>0</b>	<b>0</b>

**ADDITIONAL CAREER STATISTICS:** Special Teams Tackles: 1998 (5), 1998 postseason (3), 1999 (4), 2000 (4), 2001 (8), 2002 (2), 2004 (2), 2005 (1)

#### SINGLE GAME HIGHS

- Total Tackles - 16 @ Oakland (11/16/01)
- Playoffs - 5 @ Dallas (1/2/99)
- Solo Tackles - 12 @ Oakland (11/16/01)
- Playoffs - 3 (two times), Last @ Minnesota (1/10/99)
- Interceptions - 2 @ Green Bay (9/7/03)
- Playoffs - None
- Passes Defensed - 3 vs. Tennessee (10/24/04)
- Playoffs - 5 @ Dallas (1/2/99)
- Sacks - 1.0 (two times), Last @ San Diego (10/29/06)
- Playoffs - None

### CHAVOVS' TD RETURNS (2)

Date	Game	Return
12/29/02	@ Detroit	43-yard interception return
11/23/03	vs. Detroit	32-yard interception return

### CHAVOVS' GAME-BY-GAME STATS

#### 2006 ST. LOUIS RAMS

Game	W/L	P/S	T	S	A	Sk	Yds	Int	Yds	Lg	TD	PD	FF	FR	Yds
DEN 9/10	W	1/1	4	3	1	0.0	0.0	1	17	17	0	0	0	0	0
@SF 9/17	L	1/1	6	2	4	0.0	0.0	0	0	0	0	0	1	0	0
ARI 9/24	W	1/1	9	7	2	0.0	0.0	0	0	0	1	0	0	0	0
DET 10/1	W	1/1	9	8	1	0.0	0.0	0	0	0	0	0	0	0	0
@GB 10/8	W	1/1	8	7	1	0.0	0.0	0	0	0	1	0	0	0	0
SEA 10/15	L	1/1	6	4	2	0.0	0.0	0	0	0	2	0	0	0	0
@SD 10/29	L	1/1	6	4	2	0.0	0.0	0	0	0	0	0	0	0	0
KC 11/5	L	1/1	7	5	2	0.0	0.0	0	0	0	0	0	0	0	0
@SEA 11/12	L	1/1	9	7	2	0.0	0.0	0	0	0	1	0	0	0	0
@CAR 11/19	L	1/1	9	6	3	0.0	0.0	0	0	0	0	1	0	0	0
SF 11/26	W	1/1	5	4	1	0.0	0.0	0	0	0	0	0	0	0	0
ARI 12/3	L	1/1	10	5	5	0.0	0.0	0	0	0	0	0	0	0	0
CHI 12/11	L	1/1	5	4	1	0.0	0.0	0	0	0	0	0	0	0	0
@OAK 12/17	W	1/1	9	7	2	0.0	0.0	0	0	0	1	0	0	0	0
WAS 12/24	W	1/1	9	3	6	0.0	0.0	0	0	0	1	0	0	0	0
@MIN 12/31	W	1/1	7	6	1	0.0	0.0	0	0	0	0	0	0	0	0
<b>TOTALS</b>	<b>8-8</b>	<b>16/16</b>	<b>2079</b>	<b>41</b>	<b>1.0</b>	<b>0.0</b>	<b>1</b>	<b>17</b>	<b>17</b>	<b>0</b>	<b>7</b>	<b>1</b>	<b>2</b>	<b>0</b>	<b>0</b>

#### 2005 NEW ORLEANS SAINTS

Game	W/L	P/S	T	S	A	Sk	Yds	Int	Yds	Lg	TD	PD	FF	FR	Yds
TB 9/11	L	1/1	10	6	4	0.0	0.0	0	0	0	0	0	0	0	0
@CIN 9/18	L	1/1	7	6	1	0.0	0.0	0	0	0	0	0	0	0	0
NO 9/25	W	1/1	3	0	3	0.0	0.0	0	0	0	0	0	0	0	0
@ATL 10/2	L	1/1	8	6	2	0.0	0.0	1	0	0	0	0	0	1	0
@CHI 10/16	L	1/1	8	6	2	0.0	0.0	0	0	0	0	0	0	1	0
GB 10/23	W	1/1	6	5	1	0.0	0.0	0	0	0	0	0	0	0	0
@CAR 10/30	L	1/1	5	4	1	0.0	0.0	0	0	0	0	0	0	0	0
DET 11/6	W	1/1	3	1	2	0.0	0.0	0	0	0	0	0	0	0	0
@MNG 11/13	W	1/1	3	2	1	0.0	0.0	0	0	0	0	0	0	2	0
@GB 11/21	W	1/1	0	0	0	0.0	0.0	0	0	0	0	0	0	0	0
OE 11/27	W	1/1	4	3	1	0.0	0.0	0	0	0	0	0	0	0	0
@DET 12/4	W	1/1	4	3	1	0.0	0.0	1	0	0	0	0	0	1	0
STL 12/11	W	1/1	8	6	2	0.0	0.0	0	0	0	0	0	0	0	0
RT 12/18	L	1/1	8	6	2	0.0	0.0	0	0	0	0	0	0	0	0
@BAL 12/25	L	1/1	8	7	1	0.0	0.0	0	0	0	0	0	0	0	0
CHI 1/1/06	W	1/1	5	0	5	0.0	0.0	0	0	0	0	0	0	0	0
<b>TOTALS</b>	<b>9-7</b>	<b>16/16</b>	<b>160</b>	<b>67</b>	<b>23</b>	<b>0.0</b>	<b>0.0</b>	<b>2</b>	<b>0</b>	<b>0</b>	<b>0</b>	<b>0</b>	<b>0</b>	<b>6</b>	<b>1</b>

## CHAVOU'S GAME-BY-GAME STATS (Cont.)

## 2004 MINNESOTA VIKINGS

Game	W/L	P/S	T	S	A	Sk	Yds	Int	Yds	Lg	TD	PD	FF	FR	Yds
DAL 9/12	W	1/1	4	0	4	0.0	0.0	0	0	0	0	0	0	0	0
@PHI 9/20	L	1/1	7	5	2	0.0	0.0	0	0	0	2	0	0	0	0
CHI 9/26	W	1/1	12	10	2	0.0	0.0	0	0	0	0	0	0	0	0
@HOU 10/10	W	1/1	2	2	0	0.0	0.0	0	0	0	0	0	0	0	0
@NO 10/17	W	1/1	5	4	1	0.0	0.0	0	0	0	0	0	0	0	0
TEN 10/24	W	1/1	8	6	2	0.0	0.0	0	0	3	0	0	0	0	0
NYG 10/31	L	1/1	11	6	5	0.0	0.0	0	0	1	0	0	0	0	0
@IND 11/8	L	1/1	10	8	2	0.0	0.0	0	0	0	0	0	0	0	0
@MI 11/14	L	1/1	6	5	1	0.0	0.0	0	0	0	1	0	0	0	0
DET 11/21	W	1/1	7	6	1	0.0	0.0	0	0	1	0	0	0	0	0
JAX 11/28	W	1/1	6	2	4	0.0	0.0	0	0	0	0	0	0	0	0
@CHI 12/5	L	1/1	10	5	5	0.0	0.0	1	0	0	0	0	0	0	0
SEA 12/12	L	1/1	6	4	2	0.0	0.0	0	0	0	0	0	0	0	0
@DET 12/19	W	1/1	8	6	2	0.0	0.0	1	0	0	2	0	0	0	0
GB 12/24	L	1/1	6	3	3	0.0	0.0	0	0	0	0	0	0	0	0
@WAS 1/2	L	1/1	4	3	1	0.0	0.0	0	0	0	0	0	0	0	0
TOTALS	8-8	16/16	12/29	33	30	0.0	0.0	1	0	0	9	1	0	0	0

## 2002 MINNESOTA VIKINGS

Game	W/L	P/S	T	S	A	Sk	Yds	Int	Yds	Lg	TD	PD	FF	FR	Yds
@CHI 9/8	L	1/1	3	3	0	0.0	0.0	0	0	0	0	0	0	0	0
BUF 9/15	L	1/1	7	6	1	0.0	0.0	0	0	0	2	0	0	0	0
CAR 9/22	L	1/1	6	5	1	0.0	0.0	1	33	33	1	0	0	0	0
@SEA 9/29	L	1/1	5	4	1	0.0	0.0	0	0	0	0	0	0	0	0
DET 10/13	W	1/1	5	5	0	0.0	0.0	1	0	0	1	0	0	0	0
@NYJ 10/20	L	1/1	7	4	3	0.0	0.0	0	0	0	1	0	0	0	0
CHI 10/27	W	1/1	6	6	0	0.0	0.0	0	0	0	0	0	0	0	0
@TB 11/3	L	1/1	3	3	0	0.0	0.0	0	0	0	0	0	0	0	0
NYG 11/10	L	1/1	3	3	0	0.0	0.0	0	0	0	0	0	0	0	0
GB 11/17	L	1/1	6	4	2	0.0	0.0	0	0	2	0	0	0	0	0
@NE 11/24	L	1/1	9	7	2	0.0	0.0	0	0	0	0	0	0	0	0
ATL 12/1	L	1/1	6	4	2	0.0	0.0	0	0	2	0	0	0	0	0
@GB 12/8	L	1/1	7	5	2	0.0	0.0	0	0	0	0	0	0	0	0
@NO 12/15	W	1/1	5	3	2	1.0	0.0	0	0	0	0	0	0	0	0
MIA 12/21	W	1/1	7	6	1	0.0	0.0	0	0	2	0	0	0	0	0
@DET 12/29	W	1/1	4	3	1	0.0	0.0	1	43	43	1	1	0	0	0
TOTALS	6-10	16/16	69	71	18	10	6.0	3	76	43	1	10	0	0	0

## 2000 ARIZONA CARDINALS

Game	W/L	P/S	T	S	A	Sk	Yds	Int	Yds	Lg	TD	PD	FF	FR	Yds
@NYG 9/3	L	1/0	2	2	0	0.0	0.0	0	0	0	0	0	0	0	0
DAL 9/10	W	1/0	2	2	0	0.0	0.0	0	0	0	0	0	0	0	0
GB 9/24	L	1/0	0	0	0	0.0	0.0	0	0	0	0	0	0	0	0
@SF 10/1	L	1/0	0	0	0	0.0	0.0	0	0	1	0	0	0	0	0
CLE 10/8	W	1/0	3	2	1	0.0	0.0	0	0	0	0	0	0	0	0
PHI 10/15	L	1/0	7	4	3	0.0	0.0	0	0	1	0	0	0	0	0
@DAL 10/22	L	1/0	4	3	1	0.0	0.0	0	0	0	0	0	0	0	0
NO 10/29	L	1/0	2	2	0	0.0	0.0	1	0	0	0	0	0	0	0
WAS 11/5	W	1/0	6	5	1	0.0	0.0	0	0	1	0	0	0	0	0
@MIN 11/12	L	1/1	9	6	3	0.0	0.0	0	0	0	0	0	0	0	0
@PHI 11/19	L	1/0	4	3	1	0.0	0.0	0	0	0	0	0	0	0	0
NYG 11/26	L	1/0	3	2	1	0.0	0.0	0	0	0	0	0	0	0	0
@CIN 12/3	L	1/0	1	1	0	0.0	0.0	0	0	0	0	0	0	0	0
@JAX 12/10	L	1/0	2	1	1	0.0	0.0	0	0	1	0	0	0	0	0
BAL 12/17	L	1/0	0	0	0	0.0	0.0	0	0	0	0	0	0	0	0
@WAS 12/24	L	1/0	6	3	3	0.0	0.0	0	0	0	0	0	0	0	0
TOTALS	3-13	16/1	51	34	17	0.0	0.0	1	0	0	4	0	0	0	0

## 1998 ARIZONA CARDINALS

Game	W/L	P/S	T	S	A	Sk	Yds	Int	Yds	Lg	TD	PD	FF	FR	Yds
@DAL 9/6	L	1/0	0	0	0	0.0	0.0	0	0	0	0	0	0	0	0
@SEA 9/13	L	1/0	0	0	0	0.0	0.0	0	0	0	0	0	0	0	0
PHI 9/20	W	1/0	0	0	0	0.0	0.0	0	0	0	0	0	0	0	0
@STL 9/27	W	1/0	0	0	0	0.0	0.0	0	0	0	0	0	0	0	0
OAK 10/4	L	1/0	0	0	0	0.0	0.0	0	0	0	0	0	0	0	0
CHI 10/11	W	1/0	1	1	0	0.0	0.0	0	0	0	0	0	0	0	0
@NYG 10/18	L	1/0	1	1	0	0.0	0.0	0	0	0	0	0	0	0	0
@DET 11/1	W	1/0	1	1	0	0.0	0.0	0	0	0	0	0	0	0	0
WAS 11/8	W	1/0	1	1	0	0.0	0.0	0	0	0	0	0	0	0	0
DAL 11/15	L	1/0	1	1	0	0.0	0.0	0	0	0	0	0	0	0	0
@WAS 11/22	W	1/0	1	1	0	0.0	0.0	0	0	0	0	0	0	0	0
@KC 11/29	L	1/1	3	2	1	0.0	0.0	1	0	0	0	0	0	0	0
NYG 12/6	L	1/1	2	2	0	0.0	0.0	1	0	0	1	0	0	0	0
@PHI 12/13	W	1/1	4	2	2	1.0	0.0	0	0	0	0	0	0	0	0
NO 12/20	W	1/1	6	4	2	2.0	0.0	0	0	0	2	0	0	0	0
SD 12/27	W	1/1	8	5	3	0.0	0.0	0	0	2	0	0	0	0	0
TOTALS	9-7	16/5	29	20	9	0.0	0.0	2	0	0	5	0	0	0	0

## POSTSEASON

Game	W/L	P/S	T	S	A	Sk	Yds	Int	Yds	Lg	TD	PD	FF	FR	Yds
@DAL 1/2	W	1/1	5	3	2	0.0	0.0	0	0	0	6	0	0	0	0
@MIN 1/9	L	1/1	4	3	1	0.0	0.0	0	0	0	2	0	0	0	0
TOTALS	2-2	9-6	3	3	0.0	0.0	0	0	0	0	8	0	0	0	0

## 2003 MINNESOTA VIKINGS

Game	W/L	P/S	T	S	A	Sk	Yds	Int	Yds	Lg	TD	PD	FF	FR	Yds
@GB 9/7	W	1/1	7	6	1	0.0	0.0	2	0	0	2	0	0	0	0
CHI 9/14	W	1/1	3	2	1	0.0	0.0	0	0	0	0	0	0	0	0
@DET 9/21	W	1/1	3	1	2	0.0	0.0	1	0	0	0	0	2	0	0
SF 9/28	W	1/1	8	5	3	0.0	0.0	1	0	0	2	0	0	0	0
@ATL 10/5	W	1/1	10	8	2	0.0	0.0	0	0	0	2	0	0	0	0
DEN 10/19	W	1/1	9	6	3	0.0	0.0	1	0	0	1	0	0	0	0
NYG 10/26	L	1/1	10	10	0	0.0	0.0	1	0	0	1	0	0	0	0
GB 11/2	L	1/1	7	7	0	0.0	0.0	1	0	0	2	0	0	0	0
@SD 11/9	L	1/1	3	2	1	0.0	0.0	0	0	0	0	0	0	0	0
@OAK 11/16	L	1/1	16	12	4	0.0	0.0	0	0	0	0	0	0	0	0
DET 11/23	W	1/1	5	4	1	0.0	0.0	1	0	0	1	0	0	0	0
@STL 11/30	L	1/1	4	3	1	0.0	0.0	0	0	0	0	0	0	0	0
SEA 12/7	W	1/1	6	6	0	0.0	0.0	0	0	0	0	0	0	0	0
@CHI 12/14	L	1/1	5	4	1	0.0	0.0	0	0	0	0	0	0	0	0
KC 12/20	W	1/1	7	5	2	0.0	0.0	0	0	0	2	0	0	0	0
@ARI 12/28	L	1/1	5	5	0	0.0	0.0	8	0	0	0	0	0	0	0
TOTALS	9-7	16/16	108	86	22	0.0	0.0	8	143	39	1	15	0	0	0

## 2001 ARIZONA CARDINALS

Game	W/L	P/S	T	S	A	Sk	Yds	Int	Yds	Lg	TD	PD	FF	FR	Yds
DEN 9/23	L	1/1	7	4	3	0.0	0.0	0	0	0	1	0	0	0	0
ATL 9/30	L	1/1	7	4	3	0.0	0.0	0	0	0	1	0	0	0	0
@PHI 10/7	W														
Inactive (foot)															
@CHI 10/14	L														
Inactive (foot)															
KC 10/21	W	1/1	11	9	2	0.0	0.0	1	0	0	2	0	0	0	0
@DAL 10/28	L	1/1	6	2	4	0.0	0.0	0	0	0	1	0	0	0	0
PHI 11/4	L	1/1	2	1	1	0.0	0.0	0	0	0	0	0	0	0	0
IND 11/11	L	1/1	6	5											



# BRANDON CHILLAR

Linebacker

54

6-3 • 242 • born 10/21/82  
4th year (4th Rams) • D4-2004 (130th)  
UCLA  
Carlsbad H.S. • Carlsbad, Calif.  
Career GP/GS (playoffs): 32/12 (2/0)



## TRANSACTIONS:

- 4/25/04 – selected by St. Louis in the fourth round (130th overall) in 2004 NFL Draft.

**PRO:** Aggressive and tough at point of attack.

**2006 SEASON:** Started a career-high 14 games, posting career highs in tackles (77) and sacks (2.0).

- Made first career sack in Week 6 vs. Seattle 10/15.
- Led the team with eight tackles (six solo) in Week 8 at San Diego 10/29.
- Led the team and with a career-high 10 tackles (six solo) in Week 12 vs. San Francisco 11/26.
- Tied for team-lead with six tackles (five solo) in Week 14 vs. Chicago 12/11.

**2005 SEASON:** Started seven games.

- Returned blocked punt 29 yards for first career touchdown vs. Jacksonville 10/30.
- Made eight tackles (seven solo) vs. Washington 12/4.
- Collected eight tackles (five solo) and one fumble recovery at Minnesota 12/11.
- Made seven tackles (five solo) and first career forced fumble at Dallas 1/1/05.

**2004 SEASON:** Started five games in rookie season.

- Made first career start in season opener vs. Arizona 9/12.
- Led the team with three special teams tackles in NFC Divisional Playoff Game at Atlanta 1/15/05.

## COLLEGE:

- Started 35 of 49 games at UCLA, recording 255 tackles (149 solo) with 12.0 sacks, five fumble recoveries, three interceptions, eight passes defended, and two blocked kicks.
- Earned All-Pac-10 first-team honors as senior.
- Led the team with career-high 133 tackles (72 solo), 2.0 sacks, one interception, five passes defended, two fumble recoveries, and one blocked kick as a senior...133 tackles was most tackles in a season by Bruin since 1989.
- History Major.

## PERSONAL:

- Born Brandon Oneil Chillar in Los Angeles, Calif.
- One of few Native American players in the NFL.
- Attended Carlsbad High in Carlsbad, Calif...selected to play in California-Texas Shrine game and California-Florida Bowl.
- First-team All-State...named to National Football Foundation and College Hall of Fame.
- *San Diego Union-Tribune* Defensive Player of the Year.
- Resides in St. Charles, Mo.

### CHILLAR'S NFL STATISTICS

Year	Team	G-S	Tackles			Interceptions					Fumbles				
			Total	Solo	Asst	Sk	Yds	Int	Yds	Lg	TD	PD	FF	FR	Yds
2004	RAMS	16-5	31	22	9	0.0	0.0	0	0	0	0	0	0	0	0
2005	RAMS	16-7	61	39	22	0.0	0.0	0	0	0	0	1	1	1	
2006	RAMS	16-14	77	54	23	2.0	8.0	0	0	0	0	1	0	0	
<b>Total</b>		<b>48-26</b>	<b>169</b>	<b>115</b>	<b>54</b>	<b>2.0</b>	<b>8.0</b>	<b>0</b>	<b>0</b>	<b>0</b>	<b>0</b>	<b>2</b>	<b>1</b>	<b>1</b>	

### POSTSEASON

Year	Team	G-S	Tackles			Interceptions					Fumbles			
			Total	Solo	Asst	Sk	Yds	Int	Yds	Lg	TD	PD	FF	FR
2004	RAMS	2-0	0	0	0	0.0	0.0	0	0	0	0	0	0	0
<b>Total</b>		<b>2-0</b>	<b>0</b>	<b>0</b>	<b>0</b>	<b>0.0</b>	<b>0.0</b>	<b>0</b>	<b>0</b>	<b>0</b>	<b>0</b>	<b>0</b>	<b>0</b>	<b>0</b>

**ADDITIONAL CAREER STATISTICS:** Special Teams Tackles: 2004 (13), 2004 postseason (4), 2005 (11), 2006 (4).

#### SINGLE GAME HIGHS

- Total Tackles - 10 vs. San Francisco (11/26/06)
- Playoffs - none
- Solo Tackles - 7 vs. Washington (12/4/05)
- Playoffs - none
- Sacks - 1 twice, last time at Seattle (11/12/06)
- Playoffs - None

### CHILLAR'S TD RETURNS (1)

Date	Game	Return
10/30/05	vs. Jacksonville	29-yard blocked punt return

### CHILLAR'S GAME-BY-GAME STATS

#### 2006 ST. LOUIS RAMS

Game	W/L	P/S	T	S	A	Sk	Yds	Int	Yds	Lg	TD	PD	FF	FR	Yds
DEN 9/10	W	1/1	4	2	2	0.0	0.0	0	0	0	0	0	0	0	0
@SF 9/17	L	1/1	4	1	3	0.0	0.0	0	0	0	1	0	0	0	0
ARI 9/24	W	1/1	3	3	0	0.0	0.0	0	0	0	0	0	0	0	0
DET 10/1	W	1/1	3	1	2	0.0	0.0	0	0	0	0	0	0	0	0
@GB 10/8	W	1/1	4	3	1	0.0	0.0	0	0	0	0	0	0	0	0
SEA 10/15	L	1/1	1	1	0	1.0	7.0	0	0	0	0	0	0	0	0
@SD 10/29	L	1/1	8	6	2	0.0	0.0	0	0	0	0	0	0	0	0
KC 11/5	L	1/1	8	6	2	0.0	0.0	0	0	0	0	0	0	0	0
@SEA 11/12L	1/0	3	2	1	1.0	1.0	0	0	0	0	0	0	0	0	0
@CAR 11/19L	1/1	6	4	2	0.0	0.0	0	0	0	0	0	0	0	0	0
SF 11/26	W	1/1	10	6	4	0.0	0.0	0	0	0	0	0	0	0	0
ARI 12/3	L	1/0	5	5	0	0.0	0.0	0	0	0	0	0	0	0	0
CHI 12/11	L	1/1	6	6	0	0.0	0.0	0	0	0	0	0	0	0	0
@OAK 12/17W	1/1	2	1	1	0.0	0.0	0	0	0	0	0	0	0	0	0
WAS 12/24 W	1/1	6	5	1	0.0	0.0	0	0	0	0	0	0	0	0	0
@MIN 12/31W	1/1	4	2	2	0.0	0.0	0	0	0	0	0	0	0	0	0
<b>TOTALS</b>	<b>8-8</b>	<b>16/14</b>	<b>54</b>	<b>23</b>	<b>2.0</b>	<b>8.0</b>	<b>0</b>	<b>0</b>	<b>0</b>	<b>0</b>	<b>1</b>	<b>0</b>	<b>0</b>	<b>1</b>	<b>0</b>

#### 2005 ST. LOUIS RAMS

Game	W/L	P/S	T	S	A	Sk	Yds	Int	Yds	Lg	TD	PD	FF	FR	Yds
@SF 9/11	L	1/1	4	2	2	0.0	0.0	0	0	0	0	0	0	0	0
@ARI 9/18	W	1/0	5	1	4	0.0	0.0	0	0	0	0	0	0	0	0
TEN 9/25	W	1/0	1	0	1	0.0	0.0	0	0	0	0	0	0	0	0
@NYG 10/2	L	1/0	2	1	1	0.0	0.0	0	0	0	0	0	0	0	0
SEA 10/9	L	1/1	3	2	1	0.0	0.0	0	0	0	0	0	0	0	0
@IND 10/17	L	1/1	3	3	0	0.0	0.0	0	0	0	0	0	0	0	0
NO 10/23	W	1/0	0	0	0	0.0	0.0	0	0	0	0	0	0	0	0
JAX 10/30	W	1/0	2	1	1	0.0	0.0	0	0	0	0	0	0	1	0
@SEA 11/13	L	1/0	1	1	0	0.0	0.0	0	0	0	0	0	0	0	0
ARI 10/20	L	1/0	6	3	3	0.0	0.0	0	0	0	0	0	0	0	0
@HOU 11/27	W	1/0	3	2	1	0.0	0.0	0	0	0	0	0	0	0	0
WAS 12/4	L	1/0	8	7	1	0.0	0.0	0	0	0	0	0	0	0	0
@MIN 12/11	L	1/1	8	5	3	0.0	0.0	0	0	0	0	0	0	0	1
PHI 12/18	L	1/1	5	4	1	0.0	0.0	0	0	0	0	0	0	0	0
SF 12/24	L	1/1	3	2	1	0.0	0.0	0	0	0	0	0	0	0	0
@DAL 1/1	W	1/1	7	5	2	0.0	0.0	0	0	0	0	0	0	1	0
<b>TOTALS</b>	<b>6-10</b>	<b>16/7</b>	<b>61</b>	<b>39</b>	<b>22</b>	<b>0.0</b>	<b>0.0</b>	<b>0</b>	<b>0</b>	<b>0</b>	<b>0</b>	<b>0</b>	<b>1</b>	<b>1</b>	<b>0</b>

#### 2004 ST. LOUIS RAMS

Game	W/L	P/S	T	S	A	Sk	Yds	Int	Yds	Lg	TD	PD	FF	FR	Yds
ARI 9/12	W	1/1	4	3	1	0.0	0.0	0	0	0	0	0	0	0	0
@ATL 9/19	L	1/1	7	4	3	0.0	0.0	0	0	0	0	0	0	0	0
NO 9/26	L	1/0	3	3	0	0.0	0.0	0	0	0	0	0	0	0	0
@SF 10/3	W	1/0	1	0	1	0.0	0.0	0	0	0	0	0	0	0	0
@SEA 10/10W	1/0	0	0	0	0.0	0.0	0	0	0	0	0	0	0	0	0
TB 10/18	W	1/1	6	6	0	0.0	0.0	0	0	0	0	0	0	0	0
@MIA 10/24	L	1/1	2	1	1	0.0	0.0	0	0	0	0	0	0	0	0
NE 11/7	L	1/0	0	0	0	0.0	0.0	0	0	0	0	0	0	0	0
SEA 11/14	W	1/0	0	0	0	0.0	0.0	0	0	0	0	0	0	0	0
@BUF 11/21L	1/1	7	5	2	0.0	0.0	0	0	0	0	0	0	0	0	0
@GB 11/29	L	1/0	0	0	0	0.0	0.0	0	0	0	0	0	0	0	0
SF 12/5	W	1/0	0	0	0	0.0	0.0	0	0	0	0	0	0	0	0
@CAR 12/12L	1/0	0	0	0	0.0	0.0	0	0	0	0	0	0	0	0	0
@ARI 12/19L	1/0	1	0	1	0.0	0.0	0	0	0	0	0	0	0	0	0
PHI 12/27	W	1/0	0	0	0	0.0	0.0	0	0	0	0	0	0	0	0
NYJ 1/8	W	1/0	0	0	0	0.0	0.0	0	0	0	0	0	0	0	0
<b>TOTALS</b>	<b>8-8</b>	<b>16/5</b>	<b>31</b>	<b>22</b>	<b>9</b>	<b>0.0</b>	<b>0.0</b>	<b>0</b>	<b>0</b>	<b>0</b>	<b>0</b>	<b>0</b>	<b>0</b>	<b>0</b>	<b>0</b>

#### POSTSEASON

Game	W/L	P/S	T	S	A	Sk	Yds	Int	Yds	Lg	TD	PD	FF	FR	Yds
@SEA 1/8	W	1/0	0	0	0	0.0	0.0	0	0	0	0	0	0	0	0
@ATL 1/15	L	1/0	0	0	0	0.0	0.0	0	0	0	0	0	0	0	0
<b>TOTALS</b>	<b>2/0</b>	<b>0</b>	<b>0</b>	<b>0</b>	<b>0</b>	<b>0.0</b>	<b>0.0</b>	<b>0</b>	<b>0</b>	<b>0</b>	<b>0</b>	<b>0</b>	<b>0</b>	<b>0</b>	<b>0</b>



# CHRIS DRAFT

Linebacker

52

5-11 • 236 • born 2/26/76  
 9th year (1st Rams • UFA(CAR)-2007  
 Stanford  
 Valencia H.S. • Placentia, Calif.  
 Career GP/GS (playoffs): 114/72 (7/4)

## TRANSACTIONS:

- 4/2/07 – signed three-year contract with Rams.
- 4/20/05 – signed two-year contract with Carolina.
- 1/21/03 – signed three-year contract extension with Atlanta.
- 5/14/02 – signed one-year restricted free agent tender contract with Atlanta.
- 4/5/01 – signed one-year exclusive rights contract.
- 2/11/00 – claimed off waivers by Atlanta.
- 11/20/99 – signed to active roster from practice squad by San Francisco.
- 9/29/99 – signed to San Francisco's practice squad.
- 12/2/98 – signed to active roster from practice squad by Chicago.
- 9/1/98 – signed to Chicago's practice squad.
- 4/19/98 – selected by Chicago in sixth round (157th overall) of 1998 NFL Draft.

**PRO:** Knowledgeable player who can play all three linebacker positions...originally entered NFL as Chicago's sixth-round draft choice (157th overall) in 1998 before spending time on two different teams' practice squads until getting chance to contribute on defense.

**2006 SEASON:** Started all 16 games for second time of career...111 tackles marked second-best total of career and 5.5 sacks established career-high.

- 11 tackles (eight solo) in Week 4 vs. New Orleans 10/1.
- Five solo tackles with career-high 1.5 sacks in Week 11 vs. St. Louis 11/19.
- Matched career-high with 13 tackles (nine solo) with 1.0 sack and one fumble recovery for seven yards in Week 17 at New Orleans 12/31.

**2005 SEASON:** Played in all 16 games in first season in Carolina, also seeing action in all three postseason contests.

- Career-high nine tackles (seven solo) with 1.0 sack vs. Tampa Bay 12/11.
- Tied for team-high with seven tackles (six solo), adding 1.0 sack and two forced fumbles at New Orleans 12/24.

**2004 SEASON:** Moved to middle linebacker from weakside linebacker as Atlanta switched to a 4-3 defense from a 3-4...played in 14 games with 13 starts and was inactive for two contests...posted 81 tackles, one forced fumble, one interception and three passes defended.

- Forced fumble of Cardinals wide receiver Karl Williams vs. Arizona 9/26 that was recovered deep in Falcons territory.
- Intercepted Buccaneers quarterback Brian Griese at Tampa Bay 12/5.
- Started NFC Divisional Playoff vs. St. Louis 1/15 and NFC Championship at Philadelphia 1/23...posted four tackles.

**2003 SEASON:** Started all 16 games for first time of career...established a career-high with 178 tackles.

- Registered 16 tackles vs. Washington 9/14
- Led team with 15 tackles vs. Philadelphia 11/2
- Established single-game best with 17 tackles at New York Giants 11/19
- Intercepted pass attempt by quarterback David Carr at Houston 11/30

**2002 SEASON:** Played in 15 games with five starts...tallied 97 tackles and a then career-high 3.5 sacks...posted four special teams tackles...compiled 57 tackles during the last five games of the season, including three consecutive games with more than 11 stops.

- Notched first career interception off Aaron Brooks pass attempt at New Orleans 10/27.

- Started at inside linebacker in place of injured John Holecek at Minnesota 12/1...registered team-leading 14 tackles.
- Led team in tackles for the second consecutive week, posting 13 stops at Tampa Bay 12/8.
- Created two turnovers at Cleveland 12/29 that each resulted in Atlanta field goals...intercepted Browns quarterback Kelly Holcomb and forced a fumble against wide receiver Quincy Morgan.
- Started NFC Wild Card game at Green Bay 1/4/03 and NFC Divisional Playoff at Philadelphia 1/11/03...accounted for 12 tackles.

**2001 SEASON:** Played in 13 games with 10 starts at weakside linebacker...notched 75 tackles, one pass defended and three special teams stops.

- Tied for team honors with 14 tackles at Carolina 9/23

**2000 SEASON:** Claimed off waivers by Atlanta 2/11 after being waved by San Francisco 2/10...played in 13 games with eight starts...registered 67 tackles, one sack and one special teams tackle.

- Garnered eight tackles in first NFL start vs. New York Giants 10/8.
- Corralled first career sack vs. Tampa Bay 11/5...dropped Buccaneers quarterback Shaun King for a four-yard loss.
- Led Falcons with 13 tackles at San Francisco 11/19.

**1999 SEASON:** Saw action in seven games, mainly on special teams, for San Francisco...notched seven special teams stops...attended training camp with Chicago...waived by the Bears during the preseason 8/30... signed to practice squad by the 49ers 9/29, where he spent six contests before being signed to the active roster 11/20.

**1998 SEASON:** Drafted in the sixth round (157th overall) by Chicago...appeared in one game, was inactive for three contests and spent 12 games on the Bears practice squad...waived by Chicago prior to the start of the regular season 8/30...signed to practice squad by the Bears 9/1 before being promoted to the active roster 12/2

#### **COLLEGE:**

- Four-year letter winner and three-year starter at inside linebacker for Stanford.
- Two-time second-team All-Pac-10 selection...Totaled 316 career tackles, six sacks and two interceptions.
- Earned second-team All-Pac-10 honors as a senior...led the Cardinal with 81 tackles and contributed two sacks and two interceptions.
- Second-team All-Pac-10 selection as a junior
- 97 tackles, two sacks, two forced fumbles, one fumble recovery and three passes defended as a sophomore.
- Voted team's most outstanding freshman after starting at three different positions, strong safety, outside linebacker and defensive end, in first season.
- Saw action as a reserve outfielder for nationally-ranked Stanford baseball team from 1995-96.
- Majored in economics.

#### **PERSONAL:**

- Born Chris Michael Draft.
- Earned All-America honors in football and baseball at Valencia High in Placentia, Ca.
- Played running back and linebacker during prep career.
- Named Atlanta Falcons 2002 Ed Block Courage Award winner after saving a man's life by pulling him from a burning car off I-85 in Gwinnett County.
- 2006 Carolina Panthers Man of the Year Award recipient.

### DRAFT'S NFL STATISTICS

Year	Team	G-S	Tackles				Interceptions					Fumbles					
			Total	Solo	Asst	Sk	Yds	Int	Yds	Lg	TD	PD	FF	FR	Yds		
1998	Chicago	.....1-0	0	0	0	0.0	0.0	0	0	0	0	0	0	0	0	0	0
1999	San Francisco	.....7-0	0	0	0	0.0	0.0	0	0	0	0	0	0	0	0	0	0
2000	Atlanta	.....13-8	56	41	15	1.0	4.0	0	0	0	0	0	0	0	0	0	0
2001	Atlanta	.....13-10	72	53	19	0.0	0.0	0	0	0	0	1	0	0	0	0	0
2002	Atlanta	.....16-4	64	49	15	3.5	28.5	2	12	9	0	4	2	2	2	0	0
2003	Atlanta	.....16-16	122	102	20	2.0	15.0	1	4	4	0	1	1	1	0	0	0
2004	Atlanta	.....16-15	61	46	15	0.0	0.0	1	33	33	0	3	1	0	0	0	0
2005	Carolina	.....16-3	56	35	21	2.0	9.0	0	0	0	0	1	1	0	0	0	0
2006	Carolina	.....16-16	111	80	31	5.5	46.5	0	0	0	0	2	2	2	2	8	8
<b>Total</b>	<b>.....114-72</b>		<b>542</b>	<b>406</b>	<b>136</b>	<b>14</b>	<b>103</b>	<b>4</b>	<b>49</b>	<b>33</b>	<b>0</b>	<b>12</b>	<b>7</b>	<b>5</b>	<b>8</b>	<b>8</b>	<b>8</b>

### POSTSEASON

Year	Team	G-S	Tackles				Interceptions					Fumbles						
			Total	Solo	Asst	Sk	Yds	Int	Yds	Lg	TD	PD	FF	FR	Yds			
2002	Atlanta	.....2-2	10	7	3	0.0	0.0	0	0	0	0	0	0	0	0	0	0	0
2004	Atlanta	.....2-2	4	4	0	0.0	0.0	0	0	0	0	0	0	0	0	0	0	0
2005	Carolina	.....3-0	8	7	1	0.0	0.0	0	0	0	0	0	0	0	0	0	0	0
<b>Total</b>	<b>.....7-4</b>		<b>22</b>	<b>18</b>	<b>4</b>	<b>0.0</b>	<b>0.0</b>	<b>0</b>	<b>0</b>	<b>0</b>	<b>0</b>	<b>0</b>	<b>0</b>	<b>0</b>	<b>0</b>	<b>0</b>	<b>0</b>	<b>0</b>

**ADDITIONAL CAREER STATISTICS:** Special Teams Tackles: 1999 (7), 2001 (3), 2002 (4), 2003 (3), 2005 (4), 2005 Postseason (1), 2006 (2)

#### SINGLE GAME HIGHS

Total Tackles – 13 (three times), Last @ New Orleans (12/31/06)

Playoffs – 7 @ Seattle (1/22/06)

Solo Tackles – 12 @ New York Giants (11/9/03)

Playoffs – 7 @ Seattle (1/22/06)

Sacks – 1.5 vs. St. Louis (11/19/06)

Playoffs – None

Interceptions – 1 (four times), Last @ Tampa Bay (12/5/04)

Playoffs – None

Passes Defensed – 2 (two times), Last @ Cleveland (12/29/02)

Playoffs – None

### DRAFT'S GAME-BY-GAME STATS

#### 2006 CAROLINA PANTHERS

Game	W/L	P/S	T	S	A	Sk	Yds	Int	Yds	Lg	TD	PD	FF	FR	Yds
ATL 9/10	L	1/1	3	0	0.0	0.0	0	0	0	0	0	0	0	0	0
@MIN 9/17	L	1/1	4	2	2.0	0.0	0	0	0	0	0	0	0	0	0
@TB 9/24	W	1/1	10	8	2.0	0.0	0	0	0	0	0	0	0	0	0
NO 10/1	W	1/1	11	8	3.0	0.0	0	0	0	0	0	0	0	0	0
CLE 10/8	W	1/1	6	4	2.0	0.0	0	0	0	0	1	0	0	0	0
@BAL 10/15W	1/1	6	5	1	0.5	4.5	0	0	0	0	0	0	0	0	0
@CIN 10/22	L	1/1	8	6	2.0	10.0	0	0	0	0	0	0	0	0	0
DAL 10/29	L	1/1	8	4	4.0	0.0	0	0	0	0	0	0	0	0	0
TB 11/13	W	1/1	9	6	3.0	0.0	0	0	0	0	0	0	0	0	0
STL 11/19	W	1/1	5	0	1.5	14.0	0	0	0	0	0	0	0	0	0
@WFS 11/26	L	1/1	6	0	1.0	8.0	0	0	0	0	1	0	0	0	0
@PHI 12/4	L	1/1	9	5	4.0	0.0	0	0	0	0	0	0	0	0	0
NYG 12/10	L	1/1	4	3	1.0	0.0	0	0	0	0	0	0	0	0	0
PIT 12/17	L	1/1	6	4	2.0	0.0	0	0	0	0	0	0	0	0	0
@ATL 12/24	W	1/1	3	2	1.0	0.0	0	0	0	0	0	0	0	0	0
@NO 12/31	W	1/1	13	9	4.0	10.0	0	0	0	0	0	1	7	0	0
<b>TOTALS</b>	<b>8-8</b>	<b>16/16</b>	<b>1180</b>	<b>31</b>	<b>5.5</b>	<b>46.5</b>	<b>0</b>	<b>0</b>	<b>0</b>	<b>0</b>	<b>2</b>	<b>2</b>	<b>2</b>	<b>8</b>	<b>8</b>

#### 2005 CAROLINA PANTHERS

Game	W/L	P/S	T	S	A	Sk	Yds	Int	Yds	Lg	TD	PD	FF	FR	Yds
NO 9/11	L	1/0	0	0	0.0	0.0	0	0	0	0	0	0	0	0	0
NE 9/18	W	1/0	0	0	0.0	0.0	0	0	0	0	0	0	0	0	0
@MIA 9/25	L	1/0	2	1	1.0	0.0	0	0	0	0	0	0	0	0	0
GB 10/3	W	1/0	0	0	0.0	0.0	0	0	0	0	0	0	0	0	0
@ARI 10/9	W	1/0	3	2	1.0	0.0	0	0	0	0	0	0	0	0	0
@DET 10/16	W	1/0	1	0	1.0	0.0	0	0	0	0	0	0	0	0	0
@TB 11/6	W	1/1	1	0	1.0	0.0	0	0	0	0	0	0	0	0	0
MIN 10/30	W	1/0	2	1	1.0	0.0	0	0	0	0	0	1	0	0	0
@CHI 11/13	W	1/0	0	0	0.0	0.0	0	0	0	0	0	0	0	0	0
@CHI 11/20	L	1/0	9	6	3.0	0.0	0	0	0	0	0	0	0	0	0
@BUF 11/27	W	1/1	7	4	3.0	0.0	0	0	0	0	0	0	0	0	0
ATL 12/4	W	1/1	10	8	2.0	8.0	0	0	0	0	0	0	0	0	0
TB 12/11	L	1/0	5	3	2.0	0.0	0	0	0	0	0	0	0	0	0
@NO 12/18	W	1/0	0	0	0.0	0.0	0	0	0	0	0	0	0	0	0
DAL 12/24	L	1/0	7	5	2.0	1.0	0	0	0	0	0	0	0	0	0
@ATL 1/1	W	1/1	9	5	4.0	0.0	0	0	0	0	0	0	0	1	0
<b>TOTALS</b>	<b>11-5</b>	<b>16/3</b>	<b>56</b>	<b>35</b>	<b>21</b>	<b>2.0</b>	<b>9.0</b>	<b>0</b>	<b>0</b>	<b>0</b>	<b>0</b>	<b>0</b>	<b>0</b>	<b>1</b>	<b>0</b>

#### POSTSEASON

Game	W/L	P/S	T	S	A	Sk	Yds	Int	Yds	Lg	TD	PD	FF	FR	Yds
@NYG 1/8	W	1/0	1	0	1.0	0.0	0	0	0	0	0	0	0	0	0
@CHI 1/15	W	1/0	0	0	0.0	0.0	0	0	0	0	0	0	0	0	0
@SEA 1/22	L	1/0	7	7	0.0	0.0	0	0	0	0	0	0	0	0	0
<b>TOTALS</b>	<b>2-1</b>	<b>3/0</b>	<b>8</b>	<b>7</b>	<b>1.0</b>	<b>0.0</b>	<b>0</b>	<b>0</b>	<b>0</b>	<b>0</b>	<b>0</b>	<b>0</b>	<b>0</b>	<b>0</b>	<b>0</b>

**DRAFT'S GAME-BY-GAME STATS (Cont.)**

**2004 ATLANTA FALCONS**

Game	W/L	P/S	T S	A	Sk	Yds	Int	Yds	Lg	TD	PD	FF	FR	Yds
@SF 9/12	W	1/1	2	1	1	0.0	0.0	0	0	0	0	0	0	0
STL 9/19	W	1/1	1	1	0	0.0	0.0	0	0	0	0	0	0	0
ARI 9/26	W	1/1	7	6	1	0.0	0.0	0	0	0	0	1	0	0
@CAR 10/3W	1/1	2	1	1	0	0.0	0.0	0	0	0	1	0	0	0
DET 10/10	L	1/1	6	6	0	0.0	0.0	0	0	0	0	0	0	0
SD 10/17	W	Inactive (foc)												
@KC 10/24	L	Inactive (foc)												
@DEN 10/31W	1/1	5	3	2	0.0	0.0	0	0	0	0	0	0	0	0
TB 11/14	W	1/1	3	2	1	0.0	0.0	0	0	0	0	0	0	0
@NYG 11/21W	1/1	7	3	4	0.0	0.0	0	0	0	1	0	0	0	0
NO 11/28	W	1/1	6	4	2	0.0	0.0	0	0	0	0	0	0	0
@TB 12/5	L	1/1	6	5	1	0.0	0.0	1	33	33	0	1	0	0
OAK 12/12	W	1/1	2	1	1	0.0	0.0	0	0	0	0	0	0	0
CAR 12/18	W	1/0	2	1	1	0.0	0.0	0	0	0	0	0	0	0
@NO 12/26	L	1/1	5	5	0	0.0	0.0	0	0	0	0	0	0	0
@SEA 1/2	L	1/1	3	3	0	0.0	0.0	0	0	0	0	0	0	0
TOTALS	11-5	14	13	61	46	15	0.0	1	33	33	0	3	1	0

**POSTSEASON**

Game	W/L	P/S	T S	A	Sk	Yds	Int	Yds	Lg	TD	PD	FF	FR	Yds
STL 1/15	W	1/1	2	2	0	0.0	0.0	0	0	0	0	0	0	0
@PHI 1/23	L	1/1	2	2	0	0.0	0.0	0	0	0	0	0	0	0
TOTALS	1-1	2/2	4	4	0	0.0	0.0	0	0	0	0	0	0	0

**2002 ATLANTA FALCONS**

Game	W/L	P/S	T S	A	Sk	Yds	Int	Yds	Lg	TD	PD	FF	FR	Yds
@GB 9/8	L	Inactive (hamstring)												
CHI 9/15	L	1/1	3	1	2	0.0	0.0	0	0	0	0	1	1	0
CIN 9/22	W	1/0	2	2	0	0.0	0.0	0	0	0	0	0	0	0
TB 10/6	L	1/0	2	2	0	0.0	0.0	0	0	0	0	0	0	0
@NYG 10/13W	1/0	2	2	0	1.0	8.0	0	0	0	0	0	0	0	0
CAR 10/20	W	1/0	2	2	0	1.0	4.0	0	0	0	0	0	0	0
@NO 10/27W	1/0	2	2	0	0.0	0.0	1	9	9	2	0	0	0	0
BAL 11/3	W	1/0	0	0	0	0.0	0.0	0	0	0	0	0	0	0
@PIT 11/10T	1/0	2	1	1	0.0	0.0	0	0	0	0	0	0	0	0
NO 11/17	W	1/0	4	3	1	1.0	13.0	0	0	0	0	0	0	0
@CAR 11/24W	1/0	4	2	2	0.5	3.5	0	0	0	0	0	0	0	0
@MIN 12/1	W	1/1	12	8	4	0.0	0.0	0	0	0	0	0	0	0
@TB 12/8	L	1/1	12	8	4	0.0	0.0	0	0	0	0	0	0	0
SEA 12/15	L	1/0	7	6	1	0.0	0.0	0	0	0	0	1	0	0
DET 12/22	W	1/1	3	3	0	0.0	0.0	0	0	0	0	0	0	0
@CLE 12/29	L	1/1	7	7	0	0.0	0.0	1	3	3	0	2	1	0
TOTALS	9-5	15	64	49	15	3.5	28.5	2	12	9	0	4	2	2

**POSTSEASON**

Game	W/L	P/S	T S	A	Sk	Yds	Int	Yds	Lg	TD	PD	FF	FR	Yds
@GB 1/4	W	1/1	4	3	1	0.0	0.0	0	0	0	0	0	0	0
@PHI 1/11	L	1/1	6	4	2	0.0	0.0	0	0	0	0	0	0	0
TOTALS	1-1	2/2	10	7	3	0.0	0.0	0	0	0	0	0	0	0

**2000 ATLANTA FALCONS**

Game	W/L	P/S	T S	A	Sk	Yds	Int	Yds	Lg	TD	PD	FF	FR	Yds
SF 9/3	W	1/0	0	0	0	0.0	0.0	0	0	0	0	0	0	0
@DEN 9/10	L	Inactive												
@CAR 9/17	W	Inactive												
STL 9/24	L	Inactive												
@PHI 10/1	L	1/0	4	4	0	0.0	0.0	0	0	0	0	0	0	0
NYG 10/8	L	1/1	6	5	1	0.0	0.0	0	0	0	0	0	0	0
@STL 10/15	L	1/0	2	2	0	0.0	0.0	0	0	0	0	0	0	0
NO 10/22	L	1/1	3	3	0	0.0	0.0	0	0	0	0	0	0	0
CAR 10/29	W	1/1	6	4	2	0.0	0.0	0	0	0	0	0	0	0
TB 11/5	L	1/1	6	5	1	1.0	4.0	0	0	0	0	0	0	0
@DET 11/12	L	1/1	11	8	3	0.0	0.0	0	0	0	0	0	0	0
@SF 11/19	L	1/1	5	2	3	0.0	0.0	0	0	0	0	0	0	0
@OKI 11/26	L	1/1	2	0	2	0.0	0.0	0	0	0	0	0	0	0
SEA 12/3	L	1/0	3	3	0	0.0	0.0	0	0	0	0	0	0	0
@NO 12/17	L	1/0	5	3	2	0.0	0.0	0	0	0	0	0	0	0
KC 12/24	W	1/1	3	2	1	0.0	0.0	0	0	0	0	0	0	0
TOTALS	4-12	13	8	56	41	15	1.0	4.0	0	0	0	0	0	0

**1998 CHICAGO BEARS**

Game	W/L	P/S	T S	A	Sk	Yds	Int	Yds	Lg	TD	PD	FF	FR	Yds
Signed to practice squad 9/1; signed to active roster 12/2														
@MIN 12/6	L	Inactive												
@GB 12/13	L	Inactive												
BAL 12/20	W	Inactive												
GB 12/27	L	1/0	0	0	0	0.0	0.0	0	0	0	0	0	0	0
TOTALS	1-3	1/0	0	0	0	0.0	0.0	0	0	0	0	0	0	0

**2003 ATLANTA FALCONS**


Game	W/L	P/S	T S	A	Sk	Yds	Int	Yds	Lg	TD	PD	FF	FR	Yds
@DAL 9/7	W	1/1	3	3	0	0.0	0.0	0	0	0	0	0	0	0
WAS 9/14	L	1/1	10	9	1	0.0	0.0	0	0	0	0	0	0	0
TB 9/21	L	1/1	4	4	0	0.0	0.0	0	0	0	0	0	0	0
@CAR 9/28	L	1/1	5	4	1	0.0	0.0	0	0	0	0	0	0	0
MIN 10/5	L	1/1	7	7	0	0.0	0.0	0	0	0	0	0	0	0
@STL 10/13	L	1/1	8	7	1	0.0	0.0	0	0	0	0	0	0	0
NO 10/19	L	1/1	9	8	1	0.0	0.0	0	0	0	0	0	0	0
PHI 11/2	L	1/1	11	8	3	0.0	0.0	0	0	0	0	0	0	0
@NYG 11/9	W	1/1	13	12	1	1.0	6.0	0	0	0	0	0	0	0
@NO 11/16	L	1/1	10	7	3	0.0	0.0	0	0	0	0	0	0	0
TEN 11/23	L	1/1	8	8	0	1.0	9.0	0	0	0	0	0	0	0
@HOU 11/30	L	1/1	6	3	3	0.0	0.0	1	4	4	0	1	0	0
CAR 12/7	W	1/1	5	4	1	0.0	0.0	0	0	0	0	0	0	0
@IND 12/14	L	1/1	12	7	5	0.0	0.0	0	0	0	0	0	0	1
@TB 12/20	W	1/1	6	6	0	0.0	0.0	0	0	0	0	0	1	0
JAX 12/28	W	1/1	5	5	0	0.0	0.0	0	0	0	0	0	0	0
TOTALS	5-11	16	116	122	102	2.0	15.0	1	4	4	0	1	1	1

**2001 ATLANTA FALCONS**

Game	W/L	P/S	T S	A	Sk	Yds	Int	Yds	Lg	TD	PD	FF	FR	Yds
@SF 9/9	L	1/1	10	7	3	0.0	0.0	0	0	0	0	0	0	0
CAR 9/23	W	1/1	12	10	2	0.0	0.0	0	0	0	1	0	0	0
@ARI 9/30	W	1/1	4	4	0	0.0	0.0	0	0	0	0	0	0	0
CHI 10/7	L	Inactive												
SF 10/14	L	Inactive												
@NO 10/21	W	Did Not Play												
NE 11/4	L	1/1	13	10	3	0.0	0.0	0	0	0	0	0	0	0
DAL 11/11	W	1/1	5	4	1	1.0	0.0	0	0	0	0	0	0	0
@GB 11/18	W	1/1	5	1	4	0.0	0.0	0	0	0	0	0	0	0
@CAR 11/25	W	1/1	8	6	2	0.0	0.0	0	0	0	0	0	0	0
STL 12/2	L	1/0	0	0	0	0.0	0.0	0	0	0	0	0	0	0
NO 12/9	L	1/0	2	0	2	0.0	0.0	0	0	0	0	0	0	0
@IND 12/16	L	1/1	4	3	1	0.0	0.0	0	0	0	0	0	0	0
BUF 12/23	W	1/1	2	2	0	0.0	0.0	0	0	0	0	0	0	0
@MIA 12/30	L	1/1	1	1	0	0.0	0.0	0	0	0	0	0	0	0
@STL 1/6	L	1/0	6	5	1	0.0	0.0	0	0	0	0	0	0	0
TOTALS	7-9	13	107	53	19	0.0	0.0	0	0	0	1	0	0	0

**1999 ATLANTA FALCONS**

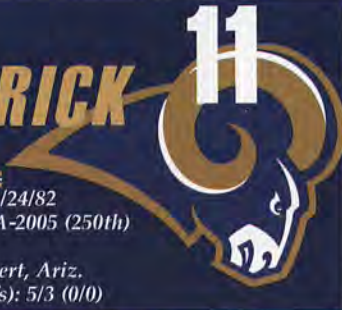
Game	W/L	P/S	T S	A	Sk	Yds	Int	Yds	Lg	TD	PD	FF	FR	Yds
Signed to practice squad 9/29; signed to active roster 11/19														
STL 11/21	L	1/0	0	0	0	0.0	0.0	0	0	0	0	0	0	0
GB 11/29	L	1/0	0	0	0	0.0	0.0	0	0	0	0	0	0	0
@CIN 12/5	L	1/0	0	0	0	0.0	0.0	0	0	0	0	0	0	0
ATL 12/12	W	1/0	0	0	0	0.0	0.0	0	0	0</				



**RYAN FITZPATRICK** **11**

Quarterback

6-2 • 225 • born 11/24/82  
 3rd year (3rd Rams) • D7A-2005 (250th)  
 Harvard  
 Highland H.S. • Gilbert, Ariz.  
 Career GP/GS (playoffs): 5/3 (0/0)



### TRANSACTIONS:

- 4/24/05 - selected by Rams in seventh round (250th overall) in 2005 NFL Draft.

**PRO:** Tough competitor with quick feet, strong arm, and very good accuracy passing in the short area...first quarterback in NFL history from Harvard to complete a pass...selected by Rams in seventh round (250th overall) of 2005 NFL Draft.

**2006 SEASON:** Served as inactive third quarterback for Rams in first 15 games of season...Saw brief action in Week 17 at Minnesota 12/31, but did not attempt a pass.

**2005 SEASON:** Played in four games with three starts...Completed 76 passes on 135 attempts for 777 yards with four touchdowns and eight interceptions...inactive first 10 games of season before making NFL debut in relief of QB Jamie Martin at Houston 11/27 leading Rams to 33-27 overtime win...served as starting quarterback vs. Washington 12/4, at Minnesota 12/11 and vs. Philadelphia 12/18.

- Made NFL debut at Houston 11/27, leading Rams to 33-27 overtime win...completed 19 of 30 passes for 310 yards with three touchdowns and one interception for 117.4 passer rating...first career touchdown pass was 19-yarder to WR Torry Holt, second was 43-yarder to WR Isaac Bruce, and third was 56-yard game-winner in overtime to WR Kevin Curtis
- Fifth quarterback in NFL history to throw for 300 yards in debut, earning NFC Offensive Player of the Week honors as well as *NFL.com's* Week 12 Diet Pepsi NFL Rookie of the Week...first Rams rookie to earn Player of the Week honors since Eddie Kennison in Week 16 of 1996.
- Completed 21 of 36 passes for 163 yards with one interception in first career start vs. Washington 12/4, adding 7-yard touchdown run, the first of his career.

### COLLEGE:

- Finished career with 5,234 yards on 384-of-641 passing (59.9%) with 39 touchdowns...also rushed for 1,487 yards with 16 scores on 365 carries.
- Ranks second on Harvard's career-record list for pass completions, touchdowns, yards passing and pass completion percentage.
- All-Ivy League first-team selection and recipient of Asa S. Bushnell Award, as Ivy League Player of the Year.
- Graduated with economics degree.

### PERSONAL:

- Born Ryan Joseph Fitzpatrick in Gilbert, Ariz.
- Second-team Class 5A All-State as senior at Highland High in Gilbert.
- Also earned Arizona High School all-star team, Fiesta Region first-team, Fiesta Region MVP, and team MVP honors.
- Set state record with 99-yard touchdown pass, also setting 12 school records.
- Led team to state playoffs in sophomore, junior, and senior seasons, taking team to Fiesta Region title as junior.
- Played basketball and track.
- Graduated in top one percent of class.
- Named to Boy's State and served as Treasurer as senior.
- Recipient of Presidential Award of Excellence.
- Married to Liza with son Brady.
- Resides in St. Charles, Mo.

### FITZPATRICK'S NFL STATISTICS

		Passing										
Year	Team	G-S	Att	Cmp	Pct	Yds	Yds/Att	TD	Int	Lg	Sk-Yds	Rtg
2005	RAMS	4-3	135	76	56.3	777	5.8	4	8	56t	9-49	58.2
2006	RAMS	1-0	0	0	0.0	0	0.0	0	0	0	0-0	0.0
<b>Total</b>		<b>5/3</b>	<b>135</b>	<b>76</b>	<b>56.0</b>	<b>777</b>	<b>5.8</b>	<b>4</b>	<b>8</b>	<b>56</b>	<b>9-49</b>	<b>58.2</b>

Career record as starter: 0-3 (.000); 0-3 (.000) in 2005

		Rushing					
Year	Team	Att	Yds	Avg	Lg	TD	
2005	RAMS	14	64	4.6	14t	2	
2006	RAMS	3	0	0.0	2	0	
<b>Total</b>		<b>17</b>	<b>64</b>	<b>3.8</b>	<b>14</b>	<b>2</b>	

**ADDITIONAL CAREER STATISTICS:** Fumbles-Lost: 3-1 in 2005.

#### SINGLE GAME HIGHS

Att - 45 @ Minnesota (12/11/05)  
 Cmp - 45 @ Minnesota (12/11/05)  
 Yards - 310 @ Houston (11/27/05)  
 Pct - 63.3 @ Houston (11/27/05)  
 Lg - 56t @ Houston (11/27/05)  
 TD - 3 @ Houston (11/27/05)

Rush - 5 (two times), Last @ Minnesota (12/11/05)  
 Yards - 23 @ Houston (11/27/05)  
 Lg - 14t @ Minnesota (12/11/05)  
 TD - 1 (two times), Last @ Minnesota (12/11/05)

### FITZPATRICK'S 300-YARD PASSING GAMES (1)

Yards	Opponent	Date	Att	Cmp	Pct	TD	Int	LG	Sk-Yds	Rtg
310	W-@ Houston	11/27/05	30	19	63.3	3	1	56t	5-22	117.4

### FITZPATRICK'S GAME-BY-GAME STATS

#### 2006 ST. LOUIS RAMS

Game	W/L/P/S	Att	Cmp	Pct	Yds	Yds/Att	Int	Lg	Sk-	Rtg
DEN 9/10	W	Inactive/Third	QB							
@SF 9/17	L	Inactive/Third	QB							
@ARI 9/24	W	Inactive/Third	QB							
DET 10/1	W	Inactive/Third	QB							
@GB 10/8	W	Inactive/Third	QB							
SEA 10/15	L	Inactive/Third	QB							
@SD 10/29	L	Inactive/Third	QB							
KC 11/5	L	Inactive/Third	QB							
@SEA 11/12	L	Inactive/Third	QB							
@CAR 11/19	L	Inactive/Third	QB							
SF 11/26	W	Inactive/Third	QB							
ARI 12/3	L	Inactive/Third	QB							
CHI 12/11	L	Inactive/Third	QB							
@OAK 12/17	W	Inactive/Third	QB							
WAS 12/24	W	Inactive/Third	QB							
@MIN 12/31	W	1/0	0	0.0	0	0.0	0	0	0-0	0.0
<b>TOTALS</b>	<b>8-8</b>	<b>1/0</b>	<b>0</b>	<b>0.0</b>	<b>0</b>	<b>0.0</b>	<b>0</b>	<b>0</b>	<b>0-0</b>	<b>0.0</b>

#### 2005 ST. LOUIS RAMS

Game	W/L/P/S	Att	Cmp	Pct	Yds	Yds/Att	Int	TD	Lg	Sk-	Rtg
@SF 9/11	L	Inactive/Third	QB								
@ARI 9/18	W	Inactive/Third	QB								
TEN 9/25	W	Inactive/Third	QB								
@NYG 10/2	L	Inactive/Third	QB								
SEA 10/9	L	Inactive/Third	QB								
@IND 10/17	L	Inactive/Third	QB								
NO 10/23	W	Did Not Play									
JAX 10/30	W	Did Not Play									
@SEA 11/13	L	Inactive/Third	QB								
ARI 11/20	L	Inactive/Third	QB								
@HOU 11/27	W	1/0	30	19	63.3	310	10.3	3	1	56t	5-22 117.4
WAS 12/4	L	1/1	36	21	58.3	163	4.5	0	1	19	3-21 58.0
@MIN 12/11	L	1/1	45	26	57.8	235	5.2	0	5	20	1-6 32.4
PHI 12/18	L	1/1	24	10	41.7	69	2.9	1	1	13	0-045.8 SF
12/24	L	Did Not Play									
@DAL 1/1	W	Did Not Play									
<b>TOTALS</b>	<b>6-10</b>	<b>4/3</b>	<b>135</b>	<b>76</b>	<b>56.3</b>	<b>777</b>	<b>5.8</b>	<b>4</b>	<b>8</b>	<b>56t</b>	<b>9-49 58.2</b>



**GUS FREROTTE**

Quarterback

6-3 • 233 • born 7/31/71  
 14th year (2nd Rams) • FA-2006  
 Tulsa  
 Ford City H.S. • Ford City, Pa.  
 Career GP/GS (playoffs): 128/79 (4/2)



#### TRANSACTIONS:

- 3/23/06 — signed by Rams as a free agent.
- 3/17/05 — signed by Miami as unrestricted free agent.
- 3/25/03 — signed by Minnesota as unrestricted free agent.
- 5/6/02 — signed by Cincinnati as unrestricted free agent.
- 3/19/01 — signed by Denver as unrestricted free agent.
- 3/7/00 — signed by Denver as unrestricted free agent.

- 3/5/99 — signed by Detroit as free agent.
- 4/25/94 — selected by Washington in the seventh round (197th overall) in the 1994 NFL Draft.

**PRO:** Strong arm and good mechanics...good leader...impressive footwork and ability to read defenses...career totals of 18,120 passing yards, 95 touchdowns and 79 interceptions.

**2006 SEASON:** Saw action in one game.

- Completed one of three passes for 27 yards in the final drive of the first half in Week 12 contest vs. San Francisco 11/26 that ended in a K Jeff Wilkins field goal.

**2005 SEASON:** Quarterbacked victories in final six games of the season for Miami.

- Completed 24 of 36 passes for 275 yards with two touchdowns and one interception for 96.4 passer rating vs. Denver 9/11.
- Completed 25 of 47 passes for 360 yards with two touchdowns and one interception vs. New England 11/13...360 yards against Patriots was most by Dolphins' since QB Dan Marino's 393 yards at Indianapolis 10/10/99.
- Threw for 229 yards on 14 of 22 passing with two touchdowns for season-high 128.8 passer rating vs. San Diego 12/11.

**2004 SEASON:** Backed up QB Daunte Culpepper all season, also serving as holder on place-kicks.

**2003 SEASON:** Started two games, completing 38 of 65 passes for 690 yards, seven touchdowns and two interceptions.

- Threw two 72-yard passes at Detroit 9/21 in relief of QB Daunte Culpepper, one a touchdown to WR Kelly Campbell, and the other to WR Randy Moss, the longest non-scoring pass play in Vikings' history.
- Set team record with 157.2 passer rating in first start as Viking, completing 16 of 21 passes for 267 yards and four touchdowns vs. San Francisco 9/28.

**2002 SEASON:** Started each of first three games for Cincinnati.

- Season-high 239 yards on 26 of 47 passing at Cleveland 9/15.

**2001 SEASON:** Played in four games, started one.

- Season-high 72.7 completion percentage (16 of 22) in only start of season, at Kansas City 12/16, with touchdown to WR Rod Smith and 4-yard rushing touchdown.

**2000 SEASON:** Played in six games, started six.

- Set Broncos' record with 462 yards passing and five touchdowns on 36 of 58 passing vs. San Diego 11/19.
- Had a 132.2 passer rating at New Orleans 12/3, passing 11 of 16 for 201 yards with one touchdown.

**1999 SEASON:** Started six of nine games in only season in Detroit.

- Completed 24 of 39 passes for 375 yards with two touchdowns, including career-long 77-yard touchdown pass to WR Germane Crowell, in first start of season at Arizona 11/14.
- Connected on 29 of 42 attempts for 309 yards with two touchdowns vs. Chicago 11/25 on Thanksgiving Day.

**1998 SEASON:** Started two of three games.

- Started at Minnesota 10/18, throwing for 117 yards.

**1997 SEASON:** Played and started 13 games.

- Completed 19 of 46 attempts for 265 yards, including 40-yard touchdown to WR Michael Westbrook, vs. Arizona 9/14 in first-ever game at Jack Kent Cooke Stadium (now FedEx Field).
- Placed on reserve/injured list 12/2 with hip injury.

**1996 SEASON:** Earned first Pro Bowl berth.

- Connected on 15 of 22 passes for 257 yards with one touchdown, season-long 52-yarder to WR Leslie Shepard, for season-best 122.7 passer rating vs. New York Jets 9/29.
- Completed 22 of 41 passes for season-high 346 yards in season finale at Dallas

12/22.

- Threw a 53-yard touchdown pass to Cris Carter in Pro Bowl.

**1995 SEASON:** Started 11 of 16 games.

- Replaced injured starting QB Heath Shuler, completing nine of 15 passes for 157 yards with two touchdowns, including season-long 73-yarder to WR Leslie Shepard, for season high 135.3



passer rating in season opener vs. Arizona 9/3.

**1994 SEASON:** Started four games.

- Made NFL debut at Indianapolis 10/23, completing 17 of 32 passes for 226 yards with two touchdowns and passer rating of 96.6, earning NFC Offensive Player of the Week honors.
- Started following week vs. Philadelphia 10/30, throwing for three touchdowns for first time in career.

**COLLEGE:**

- Threw for 5,480 yards and 32 touchdowns in career for Golden Hurricanes.
- 2,871 passing yards as senior were most by Tulsa quarterback in 28 years.
- Threw 21 touchdown passes as senior.
- Served as punter as sophomore, averaging 35.5 yards.
- Started eight games as redshirt freshman.
- Recreation major.

**PERSONAL:**

- Born Gustave Joseph Frerotte in Kittanning, Pa.
- Led Ford City (Pa.) High to district title game for first time in school history as senior.
- Four-year letterman in baseball and three-year letterman in football and basketball.
- Served as corporate fitness consultant for the Pittsburgh Pirates in final semester in college.
- Has made two golf hole-in-ones, once in high school, and the second at a course in Coeur d'Alene, Idaho in 1997.
- Cousin, Mitch Frerotte, was a guard at Penn State and had four-year NFL career with Buffalo (1987, 1990-92).
- Married to Ann with daughter, Abigaile, and sons, Gunnar and Gabriel.
- Resides in St. Louis.

**FREROTTE'S NFL STATISTICS**

Year	Team	G-S	Passing			Yds	Yds/Att	TD	Int	Lg	Sk-Yds	Rtg
			Att	Cmp	Pct							
1994	Washington	.....4-4	100	46	46.0	600	6.0	5	5	51	3-18	61.3
1995	Washington	.....16-11	396	199	50.3	2,751	6.9	13	13	73t	23-192	70.2
1996	Washington	.....16-16	470	270	57.4	3,453	7.3	12	11	52t	22-134	79.3
1997	Washington	.....13-13	402	204	50.4	2,682	6.7	17	12	42	23-146	73.8
1998	Washington	.....3-2	54	25	46.3	283	5.2	1	3	22	12-61	45.5
1999	Detroit	.....9-6	288	175	60.8	2,117	7.4	9	7	77t	28-202	83.6
2000	Denver	.....10-6	232	138	59.5	1,776	7.7	9	8	44	12-77	82.1
2001	Denver	.....4-1	48	30	62.5	308	6.4	3	0	26t	3-21	101.7
2002	Cincinnati	.....4-3	85	44	51.8	437	5.1	1	5	51	10-74	46.1
2003	Minnesota	.....4-2	65	38	58.5	690	10.6	7	2	72t	5-22	118.1
2004	Minnesota	.....1-0	1	0	0.0	0	0.0	0	0	0	0-0	39.6
2005	Miami	.....16-15	494	257	52.0	2,996	6.1	18	13	60t	26-158	71.9
2006	RAMS	.....1-0	3	1	33.3	27	9.0	0	0	27	0-0	67.4
<b>Total</b>		<b>.....128/79</b>	<b>2,638</b>	<b>1,427</b>	<b>54.1</b>	<b>18,120</b>	<b>6.9</b>	<b>95</b>	<b>79</b>	<b>77167-1,105</b>	<b>75.3</b>	

Career record as starter: 36-42-1 (.462); 1-3 (.250) in 1994, 3-8 (.273) in 1995, 9-7 (.563) in 1996, 6-6-1 (.500) in 1997, 0-2 (.000) in 1998, 2-4 (.333) in 1999, 4-2 (.667) in 2000, 0-1 (.000) in 2001, 0-3 (.000) in 2002, 2-0 (1.000) in 2003, 9-6 (.600) in 2005.

**POSTSEASON**

Year	Team	G-S	Passing			Yds	Yds/Att	TD	Int	Lg	Sk-Yds	Rtg
			Att	Cmp	Pct							
1999	Detroit	.....1-1	46	21	45.7	251	5.5	1	2	58	5-38	52.0
2000	Denver	.....1-1	28	13	46.4	124	4.4	0	1	24	4-34	44.3
2004	Minnesota	.....2-0	1	0	0.0	0	0.0	0	0	0	0-0	39.6
<b>Total</b>		<b>.....4-2</b>	<b>75</b>	<b>34</b>	<b>45.3</b>	<b>375</b>	<b>5.0</b>	<b>1</b>	<b>3</b>	<b>58</b>	<b>9-72</b>	<b>48.5</b>

Career postseason record as starter: 0-2 (.000); 0-1 (.000) in 1999, 0-1 (.000) in 2000

**Rushing**

Year	Team	Att	Yds	Avg	Lg	TD
1994	Washington	.....4	1	0.3	2	0
1995	Washington	.....22	16	0.7	10	1
1996	Washington	.....28	16	0.6	17	0
1997	Washington	.....24	65	2.7	26	2
1998	Washington	.....3	20	6.7	20	0
1999	Detroit	.....15	33	2.2	8	0
2000	Denver	.....22	64	2.9	13t	1
2001	Denver	.....10	9	0.9	4t	1
2002	Cincinnati	.....4	22	5.5	9	0
2003	Minnesota	.....12	-2	-0.2	4	0
2004	Minnesota	.....0	0	0.0	0	0
2005	Miami	.....27	61	2.3	14	0
2005	RAMS	.....0	0	0.0	0	0
<b>Total</b>		<b>.....171</b>	<b>305</b>	<b>1.8</b>	<b>26</b>	<b>5</b>
<b>Postseason Total</b>		<b>.....2</b>	<b>6</b>	<b>3.0</b>	<b>7</b>	<b>0</b>

## FREROTTE'S NFL STATISTICS (Cont.)

**ADDITIONAL CAREER STATISTICS:** Fumbles-Lost: 4-2 in 1994, 7-1 in 1995, 12-4 in 1996, 8-2 in 1997, 3-0 in 1999, 5-3 in 2000, 2-1 in 2001, 2-0 in 2002, 2-0 in 2003, 13-4 in 2005.

## SINGLE GAME HIGHS

Att - 58 vs. San Diego (11/19/00)  
 Playoffs - 46 @ Washington (1/8/00)  
 Cmp - 36 vs. San Diego (11/19/00)  
 Playoffs - 21 @ Washington (1/8/00)  
 Yards - 462 vs. San Diego (11/19/00)  
 Playoffs - 251 @ Washington (1/8/00)  
 Pct - 76.0 vs. San Francisco (9/28/03)  
 Playoffs - 46.4 @ Baltimore (12/31/00)  
 Lg - 77t @ Arizona (11/14/99)  
 Playoffs - 58 @ Washington (1/8/00)  
 TD - 5 vs. San Diego (11/19/00)  
 Playoffs - 1 @ Washington (1/8/00)

## FREROTTE'S 300-YARD PASSING GAMES (5)

Yards	Opponent	Date	Att	Cmp	Pct	TD	Int	LG	Sk-Yds	Rtg
375	L-@ Arizona	11/14/99	39	24	61.5	2	0	77t	5-44	110.5
360	L-New England	11/13/05	47	25	53.2	2	1	47	0-0	83.6
346	W-Dallas	12/22/96	31	22	71.0	0	1	51	3-20	94.3
345	L-New York Giants	10/29/95	44	22	50.0	0	4	45	4-39	38.5
309	W-Chicago	11/25/99	42	29	69.0	2	0	45t	2-16	106.2

## FREROTTE'S 400-YARD PASSING GAMES (1)

Yards	Opponent	Date	Att	Cmp	Pct	TD	Int	LG	Sk-Yds	Rtg
462	W-San Diego	11/19/00	58	36	62.1	5	4	40	3-19	87.0

## FREROTTE'S GAME-BY-GAME STATS

## 2006 ST. LOUIS RAMS

Game	W/L/P/S	Att	Cmp	Pct	Yds/				Sk-				Rtg	
					Yds	Att	TD	Int	Lg	Yds	Yds	Rtg		
DEN 9/10	W	Did Not Play												
@SF 9/17	L	Did Not Play												
@ARI 9/24	W	Did Not Play												
DET 10/1	W	Did Not Play												
@GB 10/8	W	Did Not Play												
SEA 10/15	L	Did Not Play												
@SD 10/29	L	Did Not Play												
KC 11/5	L	Did Not Play												
@SEA 11/12	L	Did Not Play												
@CAR 11/19	L	Did Not Play												
SF 11/26	W	1/0	3	1	33.3	27	9.0	0	0	27	0-0	67.4		
ARI 12/3	L	Did Not Play												
CHI 12/11	L	Did Not Play												
@OAK 12/17	W	Did Not Play												
WAS 12/24	W	Did Not Play												
@MIN 12/31	W	Did Not Play												
TOTALS	8-8	1/0	3	1	33.3	27	9.0	0	0	27	0-0	67.4		

## 2004 MINNESOTA VIKINGS

Game	W/L/P/S	Att	Cmp	Pct	Yds/				Sk-				Rtg	
					Yds	Att	TD	Int	Lg	Yds	Yds	Rtg		
DAL 9/12	W	Did Not Play												
@PHI 9/20	L	Did Not Play												
CHI 9/26	W	1/0	1	0	0.0	0	0.0	0	0	0	0-0	39.6		
@HOU 10/10	W	Did Not Play												
@NO 10/17	W	Did Not Play												
TEN 10/24	W	Did Not Play												
NYG 10/31	L	Did Not Play												
@IND 11/8	L	Did Not Play												
@GB 11/14	L	Did Not Play												
DET 11/21	W	Did Not Play												
JAX 11/28	W	Did Not Play												
@CHI 12/5	L	Did Not Play												
SEA 12/12	L	Did Not Play												
@DET 12/19	W	Did Not Play												
GB 12/24	L	Did Not Play												
@WAS 1/2	L	Did Not Play												
TOTALS	8-8	1/0	1	0	0.0	0	0.0	0	0	0	0-0	39.6		

## POSTSEASON

Game	W/L/P/S	Att	Cmp	Pct	Yds/				Sk-				Rtg	
					Yds	Att	TD	Int	Lg	Yds	Yds	Rtg		
@GB 1/9	W	1/0	0	0	-	0	-	0	0	0	0-0	-		
@PHI 1/16	L	1/0	1	0	0.0	0	0.0	0	0	0	0-0	39.6		
TOTALS	1-1	2/0	1	0	0.0	0	0.0	0	0	0	0-0	39.6		

## 2005 MIAMI DOLPHINS

Game	W/L/P/S	Att	Cmp	Pct	Yds/				Sk-				Rtg
					Yds	Att	TD	Int	Lg	Yds	Yds	Rtg	
DEN 9/11	W	1/1	36	24	66.7	275	7.6	2	1	60t	0-0	96.4	
@NYJ 9/18	L	1/1	43	20	46.5	177	4.1	1	1	21	2-8	56.1	
CAR 9/25	W	1/1	33	14	42.4	171	5.2	2	1	42t	0-0	66.6	
@BUF 10/9	L	1/1	33	21	63.6	226	6.9	2	3	52	2-16	66.0	
@TB 10/16	L	1/1	43	21	48.8	267	6.2	0	0	41	4-24	68.7	
KC 10/21	L	1/1	29	11	37.9	125	4.3	0	1	34	2-10	37.3	
@NO 10/30	W	1/1	28	16	57.1	168	6.0	1	1	54	2-14	71.7	
ATL 11/6	L	1/1	22	13	59.1	103	4.7	1	1	23	0-0	51.9	
NE 11/13	L	1/1	47	25	53.2	360	7.7	2	1	47	0-0	83.6	
@CLE 11/20	L	1/0	18	4	22.2	53	2.9	0	0	39	2-12	39.6	
@OAK 11/27	W	1/1	31	18	58.1	261	8.4	2	1	44t	3-12	93.6	
BUF 12/4	W	1/1	28	12	42.9	115	4.1	0	0	20	3-26	54.9	
@SD 12/11	W	1/1	22	14	63.6	229	10.4	2	0	56	0-0	128.8	
NYJ 12/18	W	1/1	16	8	50.0	76	4.8	1	1	19	1-6	58.3	
TEN 12/24	W	1/1	30	14	46.7	151	5.0	2	1	23	3-21	70.3	
@NE 1/1	W	1/1	35	22	62.9	239	6.8	1	0	20	2-9	92.4	
TOTALS	9-7	8/8	494	257	52.0	2,996	6.0	18	13	60t	26-158	71.9	

## 2003 MINNESOTA VIKINGS

Game	W/L/P/S	Att	Cmp	Pct	Yds/				Sk-				Rtg	
					Yds	Att	TD	Int	Lg	Yds	Yds	Rtg		
@GB 9/7	W	Did Not Play												
CHI 9/14	W	Did Not Play												
@DET 9/21	W	1/0	19	8	42.1	184	9.7	1	1	72t	1-1	73.1		
SF 9/28	W	1/1	21	16	76.2	267	12.7	4	0	59t	2-15	157.2		
@ATL 10/05	W	1/1	24	14	58.3	239	10.0	2	1	52	2-6	102.6		
DEN 10/19	W	Did Not Play												
NYG 10/26	L	Did Not Play												
GB 11/2	L	Did Not Play												
@SD 11/9	L	Did Not Play												
@OAK 11/16	L	Did Not Play												
DET 11/23	W	Did Not Play												
@STL 11/30	L	1/0	1	0	0.0	0	0.0	0	0	0	0-0	39.6		
SEA 12/7	W	Did Not Play												
@CHI 12/14	L	Did Not Play												
KC 12/20	W	Did Not Play												
@ARI 12/28	L	Did Not Play												
TOTALS	9-7	4/2	65	38	58.5	690	10.6	7	2	72t	5-22	118.1		

**FREROTTE'S GAME-BY-GAME STATS (Cont.)**
**2002 CINCINNATI BENGALS**

Game	W/L/P/S	Att	Cmp	Pct	Yds	Att	TD	Int	Lg	Sk-	Yds	Rtg
SD 9/8	L	1/1	31	18	58.1	198	6.4	0	1	51	4-31	63.6
@CLE 9/15	L	1/1	47	26	55.3	239	5.1	1	3	22	5-38	49.9
@ATL 9/23	L	1/1	7	0	0.0	0	0.0	0	1	0	1-5	0.0
TB 9/29	L	Did Not Play										
@IND 10/6	L	Did Not Play										
PIT 10/13	L	Did Not Play										
TEN 10/27	L	Did Not Play										
@HOV 11/3	W	Did Not Play										
@BAL 11/10	L	Did Not Play										
CLE 11/17	L	Did Not Play										
@PIT 11/24	L	1/0	0	0	-	0	-	0	0	0	0-0	-
BAL 12/1	L	Did Not Play										
@CAR 12/8	L	Did Not Play										
JAX 12/15	L	Did Not Play										
NO 12/22	W	Did Not Play										
@BUF 12/30	L	Did Not Play										
TOTALS	2-14	4/3	85	44	51.8	437	5.1	1	5	51	10-74	46.1

**2000 DENVER BRONCOS**

Game	W/L/P/S	Att	Cmp	Pct	Yds	Att	TD	Int	Lg	Sk-	Yds	Rtg
@STL 9/14	L	Did Not Play										
ATL 9/10	W	1/0	0	0	-	0	-	0	0	0	0-0	-
@OAK 9/17	W	Did Not Play										
KC 9/24	L	1/1	31	18	58.1	208	6.7	0	1	25	1-11	65.0
NE 10/1	L	Did Not Play										
@SD 10/8	W	Did Not Play										
CLE 10/15	W	1/0	6	3	50.0	17	2.8	0	0	9	0-0	56.3
@CIN 10/22	L	Did Not Play										
@NO 11/5	W	Did Not Play										
OAK 11/13	W	1/0	2	1	50.0	4	2.0	0	0	4	0-0	56.3
SD 11/19	W	1/1	58	36	62.1	462	8.0	5	4	40	3-19	87.0
@SEA 11/26	W	1/1	31	15	48.4	244	7.9	1	2	43	1-7	59.1
@NO 12/3	W	1/1	16	11	68.8	201	12.6	1	0	44	1-1	132.3
SEA 12/10	W	1/1	25	14	56.0	201	8.0	1	1	41	1-19	78.9
@KC 12/17	L	1/1	34	22	64.7	234	6.9	0	0	34	2-9	84.7
SF 12/23	W	1/0	20	18	62.1	205	7.1	1	0	25	3-11	94.8
TOTALS	11-5	10/6	232	138	59.5	1,776	7.7	9	8	44	12-77	62.1

**POSTSEASON**

Game	W/L/P/S	Att	Cmp	Pct	Yds	Att	TD	Int	Lg	Sk-	Yds	Rtg
BAL 12/31	L	1/1	28	13	46.4	124	4.4	0	1	24	4-34	44.3
TOTALS	0-1	1/1	28	13	46.4	124	4.4	0	1	24	4-34	44.3

**1998 WASHINGTON REDSKINS**

Game	W/L/P/S	Att	Cmp	Pct	Yds	Att	TD	Int	Lg	Sk-	Yds	Rtg
@NYG 9/6	L	1/1	12	8	66.7	93	7.8	1	2	17	5-26	78.1
SF 9/14	L	Did Not Play										
@SEA 9/20	L	Did Not Play										
DEN 9/27	L	Did Not Play										
DAL 10/4	L	Did Not Play										
@PHI 10/11	L	1/0	16	7	43.8	73	4.6	0	0	20	2-13	57.6
@MIN 10/18	L	1/1	26	10	38.5	117	4.5	1	2	22	5-22	36.9
NYG 11/1	W	Did Not Play										
@ARI 11/8	L	Did Not Play										
PHI 11/15	W	Did Not Play										
ARI 11/22	L	Did Not Play										
@OAK 11/29	W	Did Not Play										
SD 12/6	W	Did Not Play										
@CAR 12/13	W	Did Not Play										
TB 12/19	W	Did Not Play										
@DAL 12/27	L	Did Not Play										
TOTALS	6-10	3/2	54	25	46.3	283	5.2	1	3	22	12-61	45.5

**1996 WASHINGTON REDSKINS**

Game	W/L/P/S	Att	Cmp	Pct	Yds	Att	TD	Int	Lg	Sk-	Yds	Rtg
PHI 9/1	L	1/1	25	12	48.0	119	4.8	0	0	21	3-26	61.9
CHI 9/8	W	1/1	28	16	57.1	177	6.1	0	0	20	1-9	79.2
@NYG 9/15	W	1/1	23	15	65.2	197	8.6	1	1	30	2-5	88.5
@STL 9/22	W	1/1	22	12	54.5	156	6.2	2	2	20	0	51.2
@NYJ 9/29	W	1/1	22	15	68.2	257	11.7	1	0	52	0	122.7
@NE 10/13	W	1/1	33	18	54.5	280	8.5	2	0	40	1-10	131.1
NO 10/20	W	1/1	24	14	58.3	207	8.6	0	1	48	0	69.3
IND 10/27	W	1/1	25	18	72.0	178	7.1	1	1	29	1-5	88.4
@BUF 11/3	L	1/1	28	13	46.4	171	6.1	0	0	27	1-12	66.2
ARI 11/10	L	1/1	36	18	50.0	212	5.9	1	1	19	0	66.0
@PHI 11/17	W	1/1	33	18	54.5	212	6.4	1	2	24	2-7	81.9
SF 11/24	L	1/1	26	18	69.2	294	11.3	1	0	46	2	119.7
@DAL 11/28	L	1/1	33	17	51.5	175	5.3	1	2	24	2-12	52.0
@TB 12/8	L	1/1	39	20	51.3	219	5.6	1	1	26	2-13	66.1
@ARI 12/15	L	1/1	40	22	55.0	258	6.5	0	0	22	2-9	74.8
DAL 12/22	W	1/1	31	22	71.0	346	11.2	0	1	51	3-20	94.3
TOTALS	9-7	16/16	470	270	57.4	3,453	7.4	12	11	52	22-134	79.3

**2001 DENVER BRONCOS**

Game	W/L/P/S	Att	Cmp	Pct	Yds	Att	TD	Int	Lg	Sk-	Yds	Rtg
NYG 9/10	W	Did Not Play										
@ARI 9/23	W	1/0	0	0	-	0	-	0	0	0	0-0	-
BAL 9/30	L	Did Not Play										
KC 10/7	W	Did Not Play										
@SEA 10/14	L	Did Not Play										
@SD 10/21	L	Did Not Play										
NE 10/28	W	Did Not Play										
@OAK 11/5	L	1/0	6	4	66.7	50	8.3	1	0	26	0-0	131.9
SD 11/11	W	Did Not Play										
WAS 11/18	L	Did Not Play										
@DAL 11/22	W	Did Not Play										
@MIA 12/2	L	Did Not Play										
SEA 12/9	W	1/0	20	10	50.0	77	3.9	1	0	12	2-14	76.5
@KC 12/16	L	1/1	22	16	72.7	181	8.2	1	0	25	1-7	112.1
OAK 12/30	W	Did Not Play										
@IND 1/6	L	Did Not Play										
TOTALS	8-8	4/1	48	30	62.5	308	6.4	3	0	26	3-21	101.7

**1999 DETROIT LIONS**

Game	W/L/P/S	Att	Cmp	Pct	Yds	Att	TD	Int	Lg	Sk-	Yds	Rtg
@SEA 9/12	W	Did Not Play										
GB 9/19	W	Did Not Play										
@KC 9/25	L	Did Not Play										
SD 10/10	L	Did Not Play										
MIN 10/17	W	1/0	24	15	62.5	140	5.8	0	0	22	3-20	78.5
@CAR 10/24	W	Did Not Play										
TB 10/31	W	Did Not Play										
STL 11/7	W	1/0	16	12	75.0	209	13.1	2	0	57	4-34	156.3
@ARI 11/14	L	1/1	39	24	61.5	375	9.6	2	0	77	5-44	110.5
@GB 11/21	L	1/1	39	20	51.3	225	5.8	1	2	25	0	56.0
CHI 11/25	W	1/1	42	29	69.0	309	7.4	2	0	45	2-16	106.2
WAS 12/5	W	1/1	32	21	65.6	280	8.6	1	0	66	5-19	103.6
@TB 12/12	L	1/1	44	23	52.3	241	5.5	0	1	48	4-31	59.0
@CHI 12/19	L	1/1	30	17	56.7	158	5.3	0	3	21	1-3	31.7
DEN 12/25	L	Did Not Play										
@MIN 1/2	L	1/0	22	14	63.6	180	8.2	1	1	36	4-35	85.4
TOTALS	8-8	9/6	288	175	60.8	2,117	7.4	9	7	77	28-202	83.6

**POSTSEASON**

Game	W/L/P/S	Att	Cmp	Pct	Yds	Att	TD	
------	---------	-----	-----	-----	-----	-----	----	--

## FREROTTE'S GAME-BY-GAME STATS (Cont.)

## 1994 WASHINGTON REDSKINS

Game	W/LP/S	Att	Cmp	Pct	Yds				Sk-		Rtg	
					Yds	Att	TD	Int	Lg	Yds		Rtg
SEA 9/4	L											
@NO 9/11	W											
@NYG 9/18	L											
ATL 9/25	L	1/0	0	0	-	0	-	0	0	0-0	-	
DAL 10/2	L											
@PHI 10/9	L											
ARI 10/16	L											
@IND 10/23	W	1/1	32	17	53.1	226	71	2	0	51	0-0	
PHI 10/30	L	1/1	30	13	43.3	189	63	3	2	28	1-8	
SF 11/6	L	1/1	32	15	46.9	167	52	0	2	23	2-10	
@DAL 11/20	L	1/1	6	1	16.7	18	3.0	0	1	18	0-0	
NYG 11/27	L											
@TB 12/4	L											
@ARI 12/11	L											
TB 12/18	L											
@LARm 12/24	W											
TOTALS		3-13	5/4	100	46	46.0	600	6.0	5	5	51	3-18



# La'ROI GLOVER

## Defensive Tackle

6-2 • 290 • born 7/4/74

12th year (2nd Rams) • FA-2006

San Diego State

Point Loma H.S. • San Diego, Calif.

Career GP/GS (playoffs): 160/141 (3/3)

# 97



### TRANSACTIONS:

- 3/7/06 – signed by Rams as a free agent.
- 3/13/02 – signed by Dallas as unrestricted free agent.
- 11/5/98 – signed renegotiated contract with New Orleans.
- 8/25/97 – assigned to New Orleans via waivers.
- 5/13/97 – played in NFL Europe.
- 4/21/1996 – drafted by Oakland in the fifth round (166th overall) of 1996 NFL Draft.

**PRO:** From 1998-2000, only two other NFL players posted more sacks than Glover's 35.5 (Kevin Carter, 39.5 and Warren Sapp, 36.0)...led NFL with 17.0 sacks in 2000, second in NFL history among defensive tackles, trailing Minnesota's Keith Millard (18.0, 1989).

**2006 SEASON:** Started 16 games...finished second on team with 5.5 sacks.

- Tied for team lead with nine tackles in Week 1 vs. Denver 9/10.
- Recorded 2.0 sacks and forced a fumble in Week 11 at Carolina 11/19, his 18th career multi-sack game...added eight tackles (seven solo).



**2005 SEASON:** Earned sixth straight Pro Bowl berth.

- Led team with season-high 2.0 sacks and forced fumble vs. New York Giants 10/16.
- Season-high five tackles and two QB pressures at Philadelphia 11/14.



**2004 SEASON:** Earned fifth straight Pro Bowl berth.

- Led defensive line with four tackles at Minnesota 9/12.
- Five tackles vs. Chicago 11/25, helping limit Bears to 49 rushing yards on 20 carries (2.5 avg.) and 140 total yards.
- Season-high six tackles and 2.0 sacks on Monday Night Football at Seattle 12/6.

- Second multi-sack game of the season with team-high 2.0 sacks of QB Patrick Ramsey against Washington 12/26.



**2003 SEASON:** Earned fourth consecutive Pro Bowl selection...added All-NFL honors from *Pro Football Weekly*.

- Recorded first career safety, sacking QB Jeff Blake in end zone vs. Arizona 10/5.

- Season-high eight tackles and one fumble recovery vs. Philadelphia 10/12.



**2002 SEASON:** Earned third straight Pro Bowl selection...earned All-Pro honors from *College & Pro Football Newsweekly*, *Pro Football Weekly*, and *The Sporting News*, as well as All-NFC honors from *Pro Football Weekly*.

- In Cowboys' debut at Houston 9/8, made six tackles, 1.5 sacks, and second career interception.

- Season-high eight tackles, career-high eight QB pressures, and 1.0 sack on Thanksgiving Day vs. Washington 11/28.

- Tied season-high with eight tackles vs. San Francisco 12/8.



**2001 SEASON:** Earned second consecutive Pro Bowl selection.

- Four tackles, 2.0 sacks, and one forced fumble vs. Minnesota 10/7, helping hold Vikings' rushing attack to 34 yards.

- Season-high six tackles and 1.0 sack vs. Washington 12/30.



**2000 SEASON:** Earned first Pro Bowl berth, adding consensus All-Pro and NFL Alumni Defensive Lineman of the Year honors after leading the NFL with 17.0 sacks...sack total ranks second in NFL history among defensive tackles, trailing Minnesota's Keith Millard's 18-sack effort in 1989...earned NFC Defensive Player of the Week honors an NFC-record three times while earning NFC Defensive Player of the Month for October...at the time, was ninth player in NFL history to win conference Player of the Week honors in two consecutive weeks – at Chicago 10/8 (four tackles and

career-high 3.0 sacks), and against Carolina 10/15 (3.0 sacks).

- Six tackles, 2.0 sacks, and one forced fumble at Arizona 10/29.

- Five tackles, career-high-tying 3.0 sacks, and one forced fumble at St. Louis 11/26, earning third NFC Defensive Player of the Week award of season.

- Season-high 10 tackles and one forced fumble at San Francisco 12/10.

**1999 SEASON:** Led Saints with 8.5 sacks.

- Led team with eight tackles at New York Giants 10/24.

- Career-high 11 tackles and career-high-tying 3.0 sacks at Baltimore 12/19.

**1998 SEASON:** Led team with 10 sacks...earned All-Pro honors from *USA Today* and *College & Pro Football Newsweekly*, second-team All-Pro honors from the *Associated Press* and second-team All-NFC honors from *Football News*.

- Forced fumble and 2.0 sacks vs. Carolina 9/13.

- First career interception vs. New England 10/4.

- Season-high eight tackles and 1.0 sack at Carolina 11/1.

- Tied season-high with eight tackles, 3.0 sacks, and one forced fumble vs. St. Louis 11/15.

- Four tackles and 2.0 sacks vs. Dallas 12/6, earning NFC Defensive Player of the Week honors.

**1997 SEASON:** Spent preseason with Raiders before being released and claimed by New Orleans one day later, 8/25.

- First career sack vs. Detroit 9/21.

- Five tackles and 1.0 sack vs. San Francisco 10/26.

- Three tackles, 1.0 sack, and one pass defended vs. Seattle 11/16.

**1997 NFL EUROPE:** Helped lead Barcelona Dragons to World Bowl Championship, earning all-league honors...ranked third in league with 6.5 sacks, adding 36 tackles.

**1996 SEASON:** Inactive for 13 games with Raiders.

- Made NFL debut vs. Minnesota 11/19, making two tackles.

### COLLEGE:

- Four-year starter at San Diego State, serving as defensive captain and earning Aztec Outstanding Defensive Lineman honors as senior after totaling 36 tackles and 4.5 sacks.

- Selected to All-Western Athletic Conference second-team and to West squad for the East-West Shrine Game.

- Second-team All-WAC selection as sophomore and honorable mention selection as a freshman.

- Graduated with double major in public administration and sociology.

### PERSONAL:

- Born La'Roi Damon Glover, Jr. in San Diego, Calif.

- Named Cal-Hi Sports first-team, *USA Today* second-team All-America, San Diego section co-Player of the Year and *Los Angeles Times* Lineman of the Year as senior at Point Loma High in

San Diego.

- Earned three letters in track as shot putter and three in wrestling, earning top heavyweight wrestler ranking in California as senior.
- Nominated by teammates for Saints "Man of the Year" and "Unsung Hero" awards in 1999 and named Saints' Defensive MVP in 2000.
- Spent 2003-2005 offseasons interning with Personalities & Promotions International, a Dallas-based sports marketing company owned by former Cowboy and Hall of Fame quarterback Roger Staubach...helped arrange autograph and speaking arrangements for professional athletes.
- Established the La'Roi Glover Foundation in 1999 with primary goals of providing scholarships for high school and college students in San Diego, working with the San Diego community to provide for individuals and families in need and support non-profit organizations that assist deserving children achieving their educational goals.
- During the 2004 and 2005 offseasons, the foundation hosted the annual Casino Night to raise funds to support the foundation goals.
- Married to Spring, with son, La'Roi, Jr.
- Resides in Ladue, Mo.

### GLOVER'S NFL STATISTICS

Year	Team	G-S	Tackles				Interceptions					Fumbles					
			Total	Solo	Asst	Sk	Yds	Int	Yds	Lg	TD	PD	FF	FR	Yds		
1996	Oakland	.....2-0	2	2	0	0.0	0.0	0	0	0	0	0	0	0	0	0	0
1997	New Orleans	.....15-2	33	24	9	6.5	33.0	0	0	0	0	1	1	1	0	0	
1998	New Orleans	.....16-15	67	59	8	10.0	83.0	1	0	0	0	2	3	0	0	0	
1999	New Orleans	.....16-16	62	46	16	8.5	47.0	0	0	0	0	3	1	1	2	0	
2000	New Orleans	.....16-16	65	44	21	17.0	112.0	0	0	0	0	0	2	1	0	0	
2001	New Orleans	.....16-16	45	36	9	8.0	48.0	0	0	0	0	2	3	2	12	0	
2002	Dallas	.....16-16	76	40	36	6.5	50.0	1	7	7	0	3	2	1	2	0	
2003	Dallas	.....16-16	52	31	21	5.0	22.0	0	0	0	0	2	1	2	0	0	
2004	Dallas	.....16-16	43	30	13	7.0	43.0	0	0	0	0	1	1	2	0	0	
2005	Dallas	.....16-13	26	19	7	3.0	24.0	0	0	0	0	1	1	0	0	0	
2006	RAMS	.....16-16	47	31	16	4.5	41.5	0	0	0	0	1	1	1	0	0	
<b>Total</b>	<b>.....160-141</b>		<b>518</b>	<b>362</b>	<b>156</b>	<b>76.0</b>	<b>503.5</b>	<b>2</b>	<b>7</b>	<b>7</b>	<b>0</b>	<b>16</b>	<b>16</b>	<b>8</b>	<b>14</b>		

### POSTSEASON

Year	Team	G-S	Tackles				Interceptions					Fumbles				
			Total	Solo	Asst	Sk	Yds	Int	Yds	Lg	TD	PD	FF	FR	Yds	
2000	New Orleans	.....2-2	6	6	0	0.0	0.0	0	0	0	0	0	0	1	0	0
2003	Dallas	.....1-1	4	2	2	0.0	0.0	0	0	0	0	0	0	0	0	0
<b>Total</b>	<b>.....3-3</b>		<b>10</b>	<b>8</b>	<b>2</b>	<b>0.0</b>	<b>0.0</b>	<b>0</b>	<b>0</b>	<b>0</b>	<b>0</b>	<b>0</b>	<b>0</b>	<b>1</b>	<b>0</b>	

**ADDITIONAL CAREER STATISTICS:** Safety: 2003 (1)

#### SINGLE GAME HIGHS

- Total Tackles - 11 @ Baltimore (12/19/99)
- Playoffs - 1 vs. St. Louis (12/30/00)
- Sacks - 3.0 (five times), Last @ St. Louis (11/26/00)
- Playoffs - None
- Fumble Recoveries - 2 @ Carolina (10/14/01)
- Playoffs - 1 vs. St. Louis (12/30/00)

### GLOVER'S CAREER MULTIPLE SACK GAMES (17)

Opponent	Date	Sacks
@ St. Louis	9/6/98	2.0
vs. Carolina	9/13/98	2.0
vs. St. Louis	11/15/98	3.0
vs. Dallas	12/6/98	2.0
vs. Carolina	9/12/99	1.5
@ Baltimore	12/19/99	3.0
@ San Diego	9/10/00	2.0
@ Chicago	10/8/00	3.0
vs. Carolina	10/15/00	3.0
@ Arizona	10/29/00	2.0
@ St. Louis	11/26/00	3.0
vs. Minnesota	10/7/01	2.0
vs. Carolina	12/2/01	1.5
@ Houston	9/8/02	1.5
@ Seattle	12/6/04	2.0
vs. Washington	12/26/04	2.0
vs. New York Giants	10/16/05	2.0

### GLOVER'S SACK VICTIMS

Quarterback	Number	Quarterback	Number
Tony Banks	10.0	Jeff Blake	1.0
Steve Beuerlein	7.5	Drew Brees	1.0
Kerry Collins	4.0	Aaron Brooks	1.0
Trent Green	3.0	Stoney Case	1.0
Matt Hasselbeck	3.0	Kent Graham	1.0
Cade McNown	3.0	Doug Johnson	1.0
Jake Plummer	3.0	Rob Johnson	1.0
Kurt Warner	3.0	Jeff Lewis	1.0
Troy Aikman	2.0	Shane Matthews	1.0
Mark Brunell	2.0	Donovan McNabb	1.0
Chris Chandler	2.0	Rick Mirer	1.0
Daunte Culpepper	2.0	Scott Mitchell	1.0
Joey Harrington	2.0	Warren Moon	1.0
Ryan Leaf	2.0	Jesse Palmer	1.0
Eli Manning	2.0	Ben Roethlisberger	1.0
Patrick Ramsey	2.0	Danny Wuerffel	1.0
David Carr	1.5	Steve Young	1.0
Chris Weinke	1.5		

### GLOVER'S GAME-BY-GAME STATS

#### 2006 ST. LOUIS RAMS

Game	W/L	P/S	T	S	A	Sk	Yds	Int	Yds	Lg	TD	PD	FF	FR	Yds
DEV 9/10	W	1/1	9	5	4	0.5	6.5	0	0	0	0	0	0	0	0
@SF 9/17	L	1/1	2	2	0	0.0	0.0	0	0	0	0	0	0	0	0
@ARI 9/24	W	1/1	1	1	0	0.0	0.0	0	0	0	0	0	0	0	0
DET 10/1	W	1/1	2	1	1	0.0	0.0	0	0	0	0	0	0	0	0
@GB 10/8	W	1/1	2	1	1	0.0	0.0	0	0	0	0	0	0	0	0
SEA 10/15	L	1/1	4	1	3	1.0	6.0	0	0	0	0	0	0	0	0
@SD 10/29	L	1/1	2	2	0	0.0	0.0	0	0	0	0	0	0	0	0
KC 11/5	L	1/1	4	2	2	0.0	0.0	0	0	0	0	0	0	0	0
@SEA 11/12	L	1/1	2	0	2	0.0	0.0	0	0	0	0	0	0	0	0
@CAR 11/19	L	1/1	8	7	1	2.0	22.0	0	0	0	1	0	0	0	0
SF 11/26	W	1/1	2	2	0	0.0	0.0	0	0	0	0	0	0	0	0
ARI 12/3	L	1/1	5	4	1	1.0	7.0	0	0	0	0	0	0	0	0
CHI 12/11	L	1/1	1	1	0	0.0	0.0	0	0	0	0	0	0	0	0
@PHI 12/17	W	1/1	5	4	1	1.0	5.0	0	0	0	0	0	0	0	0
WAS 12/24	W	1/1	1	0	1	0.0	0.0	0	0	0	0	0	0	0	0
@MIN 12/31	W	1/1	4	2	2	0.0	0.0	0	0	0	1	0	0	0	0
TOTALS	8-8	16/16	47	31	16	4.5	41.5	0	0	0	1	1	0	0	0

#### 2005 DALLAS COWBOYS

Game	W/L	P/S	T	S	A	Sk	Yds	Int	Yds	Lg	TD	PD	FF	FR	Yds
@SD 9/11	W	1/1	2	1	1	1.0	8.0	0	0	0	0	0	0	0	0
WAS 9/19	L	1/1	3	1	2	0.0	0.0	0	0	0	0	0	0	0	0
@SF 9/25	W	1/1	2	2	0	0.0	0.0	0	0	0	0	0	0	0	0
@OAK 10/2	L	1/1	2	1	1	0.0	0.0	0	0	0	0	1	0	0	0
PHI 10/9	W	1/1	1	1	0	0.0	0.0	0	0	0	0	0	0	0	0
NYG 10/16	W	1/1	1	0	1	2.0	16.0	0	0	0	0	0	0	1	0
@SEA 10/23	L	1/1	0	0	0	0.0	0.0	0	0	0	0	0	0	0	0
ARI 10/30	W	1/1	2	1	1	0.0	0.0	0	0	0	0	0	0	0	0
@PHI 11/14	W	1/1	5	1	0	0.0	0.0	0	0	0	0	0	0	0	0
DET 11/20	W	1/1	2	2	0	0.0	0.0	0	0	0	0	0	0	0	0
DEN 11/24	L	1/1	0	0	0	0.0	0.0	0	0	0	0	0	0	0	0
@NYG 12/4	L	1/0	0	0	0	0.0	0.0	0	0	0	0	0	0	0	0
KC 12/11	W	1/1	2	1	1	0.0	0.0	0	0	0	0	0	0	0	0
@WAS 12/18	L	1/1	2	2	0	0.0	0.0	0	0	0	0	0	0	0	0
@CAR 12/24	W	1/0	2	2	0	0.0	0.0	0	0	0	0	0	0	0	0
STL 1/1	L	1/0	0	0	0	0.0	0.0	0	0	0	0	0	0	0	0
TOTALS	9-7	16/13	26	19	7	3.0	24.0	0	0	0	0	1	1	0	0



**GLOVER'S GAME-BY-GAME STATS (Cont.)**

**1996 OAKLAND RAIDERS**

Game	W/L	P/S	T	S	A	Sk	Yds	Int	Yds	Lg	TD	PD	FF	FR	Yds
@BAL 9/1	L														
@KC 9/8	L														
JAX 9/15	W														
SD 9/22	L														
@CHI 9/29	L														
@NYJ 10/6	W														
DET 10/13	W														
@SD 10/21	W														
DEN 11/4	L														
@TB 11/10	L														
MIN 11/17	L	1/0	2	2	0	0.0	0.0	0	0	0	0	0	0	0	0
@SEA 11/24	W	1/0	0	0	0	0.0	0.0	0	0	0	0	0	0	0	0
MIA 12/1	W														
KC 12/9	W														
@DEN 12/15	L														
SEA 12/22	L														
TOTALS	7-9	2/0	2	2	0	0.0	0.0	0	0	0	0	0	0	0	0



**ADAM  
GOLDBERG**

Guard

6-7 • 318 • born 8/12/80  
5th year (2nd Rams) • T(MIN)-2006  
Wyoming  
Edina H.S. • Edina, Minn.  
Career GP/GS (playoffs): 45/20 (2/2)



**TRANSACTIONS:**

- 4/19/06 – signed as restricted free agent by Rams.
- 9/3/06 – traded to Rams in exchange for 2008 seventh-round draft-choice.
- 5/25/06 – signed as an exclusive rights free agent by Minnesota.
- 1/14/04 – resigned by Minnesota.
- 9/2/03 – signed to practice squad by Minnesota.
- 5/1/03 – signed as a undrafted rookie free agent by Minnesota.

**PRO:** Acquired by Rams 9/3/06 in trade with Vikings for 2008 seventh-round draft choice...spent first three NFL seasons with Minnesota after signing with club as undrafted rookie free agent 5/1/03.

**2006 SEASON:** Played in final 15 games of the season with two starts for the Rams...Inactive in Week 1 vs. Denver 9/10 after being acquired in a trade with the Minnesota Vikings.

- Made Rams debut in Week 2 at San Francisco 9/17, entering the game in the second half at left guard.
- Made first start as a Ram, playing left guard in Week 4 vs. Detroit 10/1...part of an offensive line that allowed only one sack and provided protection for Bulger to throw for 328 yards and three touchdowns in Week 4 vs. Detroit...41 points scored by the Rams was the team's highest point total of the season, also accomplished in Week 17 at Minnesota 12/31.
- Replaced injured LT Orlando Pace in the second quarter in Week 10 at Seattle 11/12.

**2005 SEASON:** Started 12 games at right tackle...helped protect QB Brad Johnson to lead the NFL with a 1.4% interception rate with four interceptions in 294 attempts.

**2004 SEASON:** Started last six games of season and two postseason contests.

- Made NFL debut at Houston 10/10.
- Started at right tackle in first career start vs. Jacksonville 11/28.

**2003 SEASON:** Spent season on Vikings' practice squad.

**COLLEGE:**

- Started 44 of 45 games at Wyoming.
- Honorable mention All-America and two-time first-team All-Mountain West Conference.
- Started all 12 games as senior at left tackle.

- Started 11 games at left tackle as junior, missing season opener due to illness...third junior in school history to be named team captain.
- Started all 11 games at right tackle as sophomore, earning second-team All-Conference honors.
- Started all 11 games at left tackle as freshman.
- Redshirted as true freshman.
- Graduated with finance degree.

**PERSONAL:**

- Born Adam David Goldberg in Edina, Minn.
- Second-team All-state and All-metro as senior at Edina High.
- Two-time letterwinner and All-Classic Lake Conference selection in basketball.
- Married to Brittany with sons, Eli and Gabriel.

**GOLDBERG'S Games Played-Starts:** (MINNESOTA) 2004 (13-6), 2005 (16-12); (RAMS) (15/2). **Totals:** (45/20). **Postseason:** (Minnesota) 2004 (2-2) **Postseason Totals:** (2-2).

**-TRANSACTIONS:**

- 4/25/07 – traded with third-round pick in 2007 NFL Draft to Rams in exchange for third-round and fifth-round pick.
- 1/23/03 – re-signed by Kansas City.
- 4/16/00 – selected in the fifth round (153rd overall) by Kansas City.

**PRO:** Acquired with third-round pick in 2007 NFL Draft by Rams 4/25/07 in a trade with Kansas City in exchange for a third-round pick and fifth-round pick...played seven seasons with Kansas City...two-time Pro Bowl selection...holds Chiefs records for career kickoff returns (360), kickoff return yards (8,644), special teams scores (11), kickoff return touchdowns (6), combined net yards (12,356) and career punt returns for touchdowns (5)...six kickoff returns for touchdowns are tied for first in NFL history and 8,644 career kickoff return yards rank sixth in NFL history.

**2006 SEASON:** Saw action in 15 regular season games and one postseason game as a reserve WR and return specialist ... Was inactive in Week 6 at Pittsburgh 10/15 after suffering a right hip injury in Week 5 at Arizona 10/8...touched the ball 109 times for 1,662 yards (15.2 avg.) with three TDs...recorded 26 receptions for 204 yards (7.8 avg.) with two TDs and three carries for 11 yards...returned 53 kickoffs for 1,207 yards (22.8 avg.) and 27 punts for 240 yards (8.9 avg.) with a touchdown.

- Posted 117 total yards with two touchdowns in Week 4 vs. San Francisco 10/1...returned one kickoff for 22 yards and three punts for 82 yards with a 60-yard touchdown...added 13-yard touchdown reception.
- Returned two kickoffs for 86 yards (43.0 avg.) and three punts for seven yards in Week 12 vs. Denver 11/23...became sixth player in NFL history to register 10,000 career kick return yards...moved into second place in Chiefs history with 184 career.
- Registered 92 total yards over eight touches in AFC Wild Card Game at Indianapolis 1/6/07...posted three kickoff returns for 58 yards and one punt for eight yards...also caught two passes for 12 yards and rushed twice for 14 yards.

**2005 SEASON:** Played in all 16 games with two starts...served primarily as a reserve wide receiver and return specialist...touched the ball 148 times for 2,183 yards (15.4 avg.) with four touchdowns ...2,283 combined net yards were the third-highest single-season total in Kansas City history...registered 65 kickoff returns for 1,560 yards (24.0 avg.) with a TD...65 kickoff returns and 1,560 kickoff return yards each ranked as the second-best seasonal mark in Chiefs histo-

ry...returned 42 punts for 276 yards (6.6 avg.) ...notched 34 catches for 436 yards (12.8 avg.) with three touchdowns and seven rushes for 11 yards.

- Returned a career-high eight kickoffs for 234 yards with a 96-yard touchdown vs. Philadelphia 10/2...registered four catches for 45 yards with a 15-yard touchdown...kickoff return touchdown was sixth of his career and tied him for first in NFL history...kick return touchdown gave him 10 total kick return touchdowns (six kickoff, four punt) for his career, ranking third all-time in NFL history...third two-touchdown game of his career.
- Returned four kickoffs for 100 yards and caught two passes for 66 yards with a season-long 52-yard touchdown vs. New England 11/27.
- Returned six kickoffs for 143 yards and two passes for 55 yards including a 41-yard touchdown catch vs. Denver 12/4.
- Posted 114 total net yards at New York Giants 12/17 to surpass 2,000 combined net yards on the season...joined former Rams running back Marshall Faulk as the only other player to top 2,000-yard mark in four consecutive seasons.

**2004 SEASON:** Played in 16 games with six starts...served as wide receiver and as the club's return specialist...totaled 124 touches for 2,236 yards (18.0 avg.) with two touchdowns...third-consecutive season with more than 2,000 combined net yards...set single-season team records with 68 kickoff returns and career-high 1,718 kickoff return yards...his 25.3 kickoff return average was second in the AFC and fifth in the NFL ...returned 23 punts for 232 yards (10.1 avg.)...caught 25 passes for 230 yards and rushed eight times for 56 yards.

- Touched the ball eight times for 242 yards vs. San Diego 11/28...returned six kickoffs for career-high 233 yards with 96-yard touchdown, the third-highest single-game yardage total in team history...performance allowed Hall to become Chiefs' franchise leader in most career kickoff returns and career kickoff return yards, surpassing wide receiver Tamarick Vanover.
- Earned AFC Special Teams Player of the Week honors vs. Denver 12/19 after returning the opening kickoff 97-yards for a touchdown...became Chiefs' franchise leader in career kickoff return touchdowns and career special teams touchdowns.
- Earned AFC Special Teams Player of the Week honors for the second consecutive week after touching the ball 10 times for 194 combined net yards...performance marked the seventh time Hall received the honor...returned six kickoffs for 175 yards, including a 49-yard return that set up game-winning field goal...became Chiefs' single-season record holder for kickoff returns and kickoff return yards on his first return of the game.



**2003 SEASON:** Served as a wide receiver and kick returner in 16 games with two starts at wide receiver...selected to second consecutive Pro Bowl as a kick returner, becoming the first Chiefs player to earn two Pro Bowl invites as a kick returner...named the NFL Alumni 2003 Special Teams Player of the Year...collected All-Pro honors from the *Associated Press* and was named to the Phil Simms All-

Iron Team...set franchise-record 2,446 combined net yards with five touchdowns...1,478 kickoff return yards led the AFC and ranked second in the NFL, while his 25.9-yard kickoff return average ranked second in the AFC and third in the NFL...returned 29 punts for 472 yards with two touchdowns, good for a league-high average of 16.28, the top single-season mark in Chiefs' history...set career highs as a receiver with 40 catches for 423 yards.

- Compiled an NFL-record streak of four consecutive games with a kick return touchdown, winning AFC Special Teams Player of the Week honors following each of those contests, becoming the first player to win that award four consecutive weeks...had a 100-yard kickoff return touchdown vs. Pittsburgh 9/14, a 73-yard punt return touchdown vs. Houston 9/21, a 97-yard kickoff return touchdown at Baltimore 9/28 and a 93-yard punt return touchdown vs. Denver 10/5
- 100-yard kickoff return score vs. Pittsburgh 9/14 was the second-longest kickoff return touchdown in Chiefs history...Hall's 48.67 kickoff return average broke his previous team mark of 44.67 set vs. St. Louis 12/8/02.
- Lone punt return of at Houston 9/21 resulted in a 73-yard touchdown...became the first player in Chiefs history to earn back-to-back Conference Player of the Week honors.
- Recorded three kickoff returns for 121 yards (40.3 avg.) with a 97-yard return score at Baltimore 9/28.
- Named the AFC Special Teams Player of the Month for September after returning 11 kickoffs for 390 yards (35.5 avg.) with two scores and nine punts for 154 yards (17.1 avg.) with one TD.
- Returned three punts for 105 yards, including a franchise-long 93-yard touchdown vs. Denver 10/5...his 35.00-yard punt return average established a Chiefs single-game record.
- Touched the ball a career-high 19 times for a career-best 296 combined net yards (15.6 avg.)

at Denver 12/7...296 combined net yards were the third-highest single-game total in team history...notched career-high 11 catches for 124 yards...11 receptions tied as the third-best single-game total in team history.

- Touched the ball nine times for 227 yards (25.2 avg.) with two touchdowns in an AFC Divisional Playoff Game vs. Indianapolis 1/11/04...returned seven kickoffs for a team-record 208 yards (29.7 avg.) with a 92-yard touchdown...208 kickoff return yards were the third-highest single-game total in NFL postseason annals added nine-yard touchdown.



**2002 SEASON:** Saw action in 16 games...selected to his first Pro Bowl as a kick returner... gained 2,120 combined net yards with six touchdowns...1,354 kickoff return yards were the third-highest seasonal total in team history, ranking second in the AFC and third in the NFL on the season...returned 29 punts for 390 yards with two touchdowns caught 20 passes for 322 yards with three scores...two punt returns for touchdowns tied the Chiefs single-season mark.

- Recorded a season-high seven kickoff returns for 192 yards at Cleveland 9/8...caught his first NFL pass for four yards.
- Scored his first NFL touchdown on a weaving 60-yard reception at the New York Jets 10/6.
- Returned a career-best six punts for a career-high 128 yards vs. Arizona 12/1...registered his first career return score on a 90-yard punt runback, the club's first punt return for a score since Tamarick Vanover had an 84-yarder vs. Oakland 1/2/00.
- Returned three kickoffs for 134 yards with an 88-yard touchdown and had two punt returns for 95 yards with an 86-yard touchdown vs. St. Louis 12/8...earned AFC Special Teams Player of the Week honors for his efforts...44.67 kickoff return average set a Chiefs' single-game record.
- Caught a season-high five passes for a career-high 143 yards with two touchdowns...first score of the game came on a career-long 75-yard reception in the third quarter and then scored on 49-yard touchdown catch in the fourth quarter.

**2001 SEASON:** Appeared in 13 games...served as return specialist and took snaps in five games on offense...inactive for three games due to a shoulder injury...registered 43 kickoff returns for 969 yards...returned 32 punts for 235 yards and had two rushes for 10 yards.

- Registered five kickoff returns for a season-high 131 yards with a long of 59 yards vs. Philadelphia 11/29.
- Returned three kickoffs for 106 yards, including a season-long 71-yard return at Oakland 12/9.
- Had a season-high six kickoff returns for 108 yards vs. Denver 12/16.

**2001 NFL EUROPE:** Started nine games at wide receiver for the Scottish Claymores...corralled 34 receptions for 462 yards and five scores...led league with 26 kickoff returns for 635 yards and was second in punt returns with 15 for 177 yards...ranked second in NFL Europe with 1,286 combined net yards.

**2000 SEASON:** Played on special teams in five games...inactive for 11 games... missed first eight games with back injury and was inactive for final eight games of season...returned 17 kickoffs for 358 yards and six punts for 37 yards.

- Made NFL debut at Denver 9/24...returned five kickoffs for 108 yards.
- Also handled the club's kickoff return duties vs. Seattle 10/2, vs. Oakland 10/15, vs. St. Louis 10/22 and at Seattle 10/29.

### COLLEGE:

- Played in 43 games with 25 starts.
- Finished career at Texas A&M with 4,707 all-purpose yards, the second-highest mark in school history at the time.
- Ranked second in Aggies history with 943 career punt return yards.
- Appeared in six games as senior in 1999, starting four contests before being ruled ineligible.
- Played in 13 games as a junior, starting nine games...led team in rushing with 243 carries for 1,024 yards and eight scores.
- As a sophomore, started 11 of the 12 games that he played...led team with 134 carries for 973 yards and nine touchdowns.
- Played in 12 games with one start as a redshirt freshman...set single-season school records with 43 punt returns for 573 yards and a touchdown.
- Majored in sociology.

**PERSONAL:**

- Earned All-America honors as a senior at Nimitz High School in Houston, Texas.
- While with Chiefs, partnered with NFL's "Play It Smart" program, serving as a mentor to the Central High School football team in Kansas City.
- Established the "X-Factor Foundation" in 2004 which benefits single mothers and urban development.
- Hosted his own radio show in 2003 and added a TV show to his resume in 2004.
- Named 2003 Boys & Girls Clubs of Greater Kansas City "Role Model of the Year," an award selected by children.

**D. HALL'S NFL STATISTICS**

Year	Team	G-S	Receiving					Rushing				
			No	Yds	Avg	Lg	TD	Att	Yds	Avg	Lg	TD
2000	Kansas City	5-0	0	0	0.0	0	0	0	0.0	0	0	
2001	Kansas City	13-0	0	0	0.0	0	0	2	10	5.0	6	
2002	Kansas City	16-0	20	322	16.1	75	3	11	54	4.9	21	
2003	Kansas City	16-2	40	423	10.6	67	1	16	73	4.6	16	
2004	Kansas City	16-6	25	230	9.2	22	0	8	56	7.0	17	
2005	Kansas City	16-2	34	436	12.8	52	3	7	11	1.6	7	
2006	Kansas City	15-0	26	204	7.8	19	2	3	11	3.7	9	
<b>Total</b>		<b>97-10</b>	<b>145</b>	<b>1,615</b>	<b>11.1</b>	<b>75</b>	<b>9</b>	<b>47</b>	<b>215</b>	<b>4.6</b>	<b>21</b>	

Year	Team	No	Punt Returns				TD	Kickoff Returns			
			FC	Yds	Avg	Lg		No	Yds	Avg	Lg
2000	Kansas City	6	5	37	6.2	22	0	17	358	21.1	36
2001	Kansas City	32	6	235	7.3	26	0	43	969	22.5	71
2002	Kansas City	29	11	390	13.4	90t	2	57	1,354	23.8	88t
2003	Kansas City	29	14	472	16.3	93t	2	57	1,478	25.9	100t
2004	Kansas City	23	17	232	10.1	46	0	68	1,718	25.3	97t
2005	Kansas City	42	6	276	6.6	52	0	65	1,560	24.0	96
2006	Kansas City	27	6	240	8.9	60	1	53	1,207	22.8	60
<b>Total</b>		<b>188</b>	<b>65</b>	<b>1,882</b>	<b>10.0</b>	<b>93t</b>	<b>5</b>	<b>3608</b>	<b>6,644</b>	<b>24.0</b>	<b>100t</b>

**POSTSEASON**

Year	Team	G-S	Receiving					Rushing				
			No	Yds	Avg	Lg	TD	Att	Yds	Avg	Lg	TD
2003	Kansas City	1-0	2	19	9.5	10	1	0	0	0.0	0	
2006	Kansas City	1-0	2	12	6.0	6	0	2	14	7.0	8	
<b>Postseason Total</b>		<b>2-0</b>	<b>4</b>	<b>31</b>	<b>7.8</b>	<b>10</b>	<b>1</b>	<b>2</b>	<b>14</b>	<b>7.0</b>	<b>8</b>	

Year	Team	No	Punt Returns				TD	Kickoff Returns			
			FC	Yds	Avg	Lg		No	Yds	Avg	Lg
2003	Kansas City	0	0	0	0.0	0	0	7	208	29.7	92t
2006	Kansas City	1	1	8	8.0	8	0	3	58	19.3	21
<b>Postseason Total</b>		<b>1</b>	<b>1</b>	<b>8</b>	<b>8.0</b>	<b>8</b>	<b>0</b>	<b>10</b>	<b>266</b>	<b>26.6</b>	<b>92t</b>

**ADDITIONAL CAREER STATISTICS:** Was sacked for a two-yard loss vs. Cleveland (11/19/03).

**SINGLE GAME HIGHS**

- Rush - 4 @ Houston (9/21/03)
- Rush Yds - 34 @ New England (9/22/02)
- Rush Lg - 21 @ New England (9/22/02)
- Rec - 11 @ Denver (12/7/03)
- Rec Yds - 143 @ Denver (12/15/02)
- Rec Lg - 75 @ Denver (12/15/02)
- Rec TD - 2 @ Denver (12/15/02)
- Punt Rets - 6 vs. Arizona (12/1/02)
- PR Yards - 128 vs. Arizona (12/1/02)
- PR Lg - 93 vs. Denver (10/5/03)
- PR TD - 1 (five times), Last vs. San Francisco (10/1/06)
- Kickoff Rets - 8 vs. Philadelphia (10/2/05)
- KOR Yards - 234 vs. Philadelphia (10/2/05)
- KOR Lg - 100 vs. Pittsburgh (9/14/03)
- KOR TD - 1, (six times), Last vs. Philadelphia (10/2/05)
- Total Touches - 19 @ Denver (12/7/03)
- Combined Net Yards - 296 @ Denver (12/7/03)

**D. HALL'S 100-YARD RECEIVING GAMES (3)**

Yards	Opponent	Date	Rec	Avg	Lg	TD
143	L-@ Denver	12/15/02	5	28.6	75t	2
124	L-@ Denver	12/7/03	11	11.3	34	0
107	W-Buffalo	10/26/03	4	26.8	67t	1

**D. HALL'S GAME-BY-GAME STATS**
**2006 KANSAS CITY**

Game	W/L	P/S	Receiving				Rushing				TD	PR	FC	Yds	Avg	Lg	TD	KR	Yds	Avg	Lg	TD	
			No	Yds	Avg	Lg	TD	No	Yds	Avg													Lg
CIN 9/10	L	1/0	5	31	6.2	8	0	1	3	3.0	3	0	3	0	5	1.7	5	0	4	87	21.8	32	0
@DEN 9/17	L	1/0	1	6	6.0	6	0	0	0	0.0	0	0	5	0	72	14.4	21	0	2	59	29.5	32	0SF
10/1	W	1/0	1	13	13.0	13	1	0	0	0.0	0	0	3	1	82	27.3	60	1	1	22	22.0	22	0
@ARI 10/8	W	1/0	4	22	5.5	7	0	0	0	0.0	0	0	2	0	8	4.0	8	0	3	64	21.3	22	0
@PIT 10/15	L	Inactive																					
SD 10/22	W	1/0	1	9	9.0	9	0	0	0	0.0	0	0	0	1	0	0.0	0	0	6	99	16.5	29	0
SEA 10/29	W	1/0	1	0	0.0	0	0	0	0	0.0	0	0	2	0	9	4.5	9	0	5	138	27.6	37	0
@STL 11/5	W	1/0	1	12	12.0	12	0	0	0	0.0	0	0	1	0	-1	-1.0	-1	0	2	43	21.5	22	0
@MIA 11/12	L	1/0	3	32	10.7	17	0	0	0	0.0	0	0	3	0	15	5.0	11	0	3	57	19.0	19	0
OAK 11/19	W	1/0	2	10	5.0	7	0	1	-1	-1.0	-1	0	1	0	11	11.0	11	0	4	118	29.5	47	0
DEN 11/23	W	1/0	1	10	10.0	0	0	0	0	0.0	0	0	3	1	7	2.3	4	0	2	86	43.0	60	0
@CLE 12/3	L	1/0	0	0	0.0	0	0	0	0	0.0	0	0	0	1	0	0.0	0	0	5	69	13.8	21	0
BAL 12/10	L	1/0	3	38	12.7	19	1	0	0	0.0	0	0	1	0	6	6.0	6	0	4	87	21.8	35	0
@SD 12/17	L	1/0	3	16	5.3	9	0	0	0	0.0	0	0	0	1	0	0.0	0	0	5	104	20.8	27	0
@OAK 12/23	W	1/0	1	5	5.0	5	0	0	0	0.0	0	0	1	0	21	21.0	21	0	3	88	29.3	45	0
JAX 12/31	W	1/0	1	0	0.0	0	0	1	9	9.0	9	0	2	1	5	2.5	3	0	4	86	21.5	26	0
TOTALS	9-7	15/0	26	204	7.8	19	2	3	11	3.7	9	0	27	6	240	8.9	60	1	53	1,207	22.8	60	0

**POSTSEASON**

Game	W/L	P/S	Receiving				Rushing				TD	PR	FC	Yds	Avg	Lg	TD	KR	Yds	Avg	Lg	TD	
			No	Yds	Avg	Lg	TD	No	Yds	Avg													Lg
@IND 1/6	L	1/0	2	12	6.0	6	0	2	14	7.0	8	0	1	1	8	8.0	8	0	3	58	19.3	21	0
TOTALS	0-1	1/0	2	12	6.0	6	0	2	14	7.0	8	0	1	1	8	8.0	8	0	3	58	19.3	21	0

**2005 KANSAS CITY**

Game	W/L	P/S	Receiving				Rushing				TD	PR	FC	Yds	Avg	Lg	TD	KR	Yds	Avg	Lg	TD	
			No	Yds	Avg	Lg	TD	No	Yds	Avg													Lg
NYJ 9/11	W	1/0	1	8	8.0	8	0	1	0	0.0	0	0	0	2	0	0	0	2	39	19.5	22	0	
@OAK 9/18	W	1/0	1	15	15.0	15	0	2	-7	-3.5	2	0	4	0	32	8.0	17	0	4	136	34.0	45	0
@DEN 9/26	L	1/0	3	18	6.0	7	0	0	0	0.0	0	0	1	0	10	10.0	10	0	5	125	25.0	32	0
PHI 10/2	L	1/0	4	45	11.3	22	1	0	0	0.0	0	0	1	0	0	0.0	0	0	8	234	29.3	96	1
WAS 10/16	W	1/0	2	15	7.5	16	0	0	0	0.0	0	0	2	1	2	1.0	3	0	4	72	18.0	20	0
@MIA 10/21	W	1/1	3	39	13.0	17	0	0	0	0.0	0	0	5	2	19	3.8	12	0	3	65	21.7	40	0
@SD 10/30	L	1/0	2	16	8.0	11	0	0	0	0.0	0	0	3	0	54	18.0	52	0	4	101	25.3	53	0
OAK 11/6	W	1/0	3	24	8.0	19	0	1	7	7.0	7	0	5	0	32	6.4	18	0	4	63	15.8	21	0
@BUF 11/13	L	1/0	2	19	9.5	13	0	1	-1	-1.0	-1	0	4	0	14	3.5	9	0	3	56	18.7	24	0
@HOU 11/20	W	1/0	1	11	11.0	11	0	0	0	0.0	0	0	3	0	5	1.7	7	0	4	94	23.5	34	0
NE 11/27	W	1/0	2	66	33.0	52	1	0	0	0.0	0	0	2	0	20	10.0	11	0	4	100	25.0	39	0
DEN 12/4	W	1/1	2	55	27.5	41	1	1	6	6.0	6	0	2	0	10	5.0	8	0	6	143	23.8	31	0
@DAL 12/11	L	1/0	2	42	21.0	34	0	0	0	0.0	0	0	1	0	-5	-5.0	-5	0	6	161	26.8	45	0
@NYG 12/18	L	1/0	0	0	0.0	0	0	0	0	0.0	0	0	2	0	7	3.5	7	0	5	107	21.4	26	0
SD 12/24	W	1/0	1	2	2.0	2	0	1	6	6.0	6	0	4	0	59	14.8	44	0	2	42	21.0	26	0
CIN 1/1	W	1/0	5	61	12.2	24	0	0	0	0.0	0	0	3	1	17	5.7	9	0	1	22	22.0	22	0
TOTALS	10-6	16/2	34	436	12.8	52	3	7	11	1.6	7	0	42	6	276	6.6	52	0	65	1,560	24.0	96	1

**2004 KANSAS CITY**

Game	W/L	P/S	Receiving				Rushing				TD	PR	FC	Yds	Avg	Lg	TD	KR	Yds	Avg	Lg	TD	
			No	Yds	Avg	Lg	TD	No	Yds	Avg													Lg
@DEN 9/12	L	1/1	2	17	8.5	11	0	0	0	0.0	0	0	1	0	26	26.0	26	0	1	17	17.0	17	0
CAR 9/19	L	1/0	0	0	0.0	0	0	2	15	7.5	9	0	2	2	19	9.5	20	0	4	59	14.8	21	0
HOU 9/26	L	1/1	5	32	6.4	9	0	3	22	7.3	17	0	1	3	11	11.0	11	0	4	133	33.3	45	0
@BAL 10/4	W	1/1	2	24	12.0	12	0	0	0	0.0	0	0	0	2	0	0.0	0	0	2	44	22.0	25	0
@JAX 10/17	L	1/0	1	7	7.0	7	0	0	0	0.0	0	0	2	0	6	3.0	9	0	4	60	15.0	20	0
ATL 10/24	W	1/0	2	27	13.5	18	0	2	13	6.5	12	0	1	1	11	11.0	11	0	2	31	15.5	19	0
IND 10/31	W	1/0	3	43	14.3	22	0	0	0	0.0	0	0	1	1	46	46.0	46	0	6	122	20.3	31	0
@TB 11/7	L	1/0	0	0	0.0	0	0	0	0	0.0	0	0	2	1	42	21.0	29	0	3	76	25.3	30	0
@NO 11/14	L	1/0	1	11	11.0	11	0	0	0	0.0	0	0	4	1	22	5.5	11	0	6	164	27.3	63	0
NE 11/22	L	1/0	3	32	10.7	19	0	0	0	0.0	0	0	1	0	1	1.0	1	0	6	156	26.0	33	0
SD 11/28	L	1/0	1	8	8.0	8	0	0	0	0.0	0	0	1	2	1	0.0	1	0	6	233	38.8	96	1
@OAK 12/5	W	1/0	0	0	0.0	0	0	0	0	0.0	0	0	1	1	8	8.0	8	0	5	136	27.2	36	0
@TEN 12/13	W	1/0	1	-2	-2.0	-2	0	0	0	0.0	0	0	1	0	4	4.0	4	0	5	116	23.2	33	0
DEN 12/19	W	1/1	2	17	8.5	14	0	1	6	6.0	6	0	2	1	30	15.0	16	0	3	111	37.0	97	1
OAK 12/25	W	1/1	2	14	7.0	10	0	0	0	0.0	0	0	2	1	5	2.5	4	0	6	175	29.2	49	0
@SD 1/2	L	1/1	0	0	0.0	0	0	0	0	0.0	0	0	1	1	1	1.0	1	0	5	85	17.0	37	0
TOTALS	7-9	16/6	25	230	9.2	22	0	8	56	7.0	17	0	23	17	232	10.1	46	0	68	1,718	25.3	97	2





# JAMES HALL

## Defensive End

6-2 • 280 • born 2/4/77

8th year (1st Rams) • T(DET)-2007  
Michigan

St. Augustine H.S. • New Orleans, La.  
Career GP/GS (playoffs): 89/67 (0/0)



### TRANSACTIONS:

- 3/2/07 – acquired by Rams from Detroit for 2007 draft choice.
- 11/9/06 – placed on reserve/injured list.
- 3/5/04 – signed four-year contract with Detroit as unrestricted free agent.
- 5/28/03 – signed one-year contract with Detroit as restricted free agent.
- 7/12/02 – signed one-year contract with Detroit as exclusive rights free agent.
- 4/28/00 – signed two-year contract with Detroit as undrafted rookie free agent.

**PRO:** Originally entered NFL as undrafted rookie free agent with Lions, spending seven seasons with the club before trade to the Rams.

**2006 SEASON:** Named one of Lions' five captains.

- Earned NFC Defensive Player of the Week honors in Week 6 vs. Buffalo 10/15 with season-high 3.0 sacks, eight tackles (five solo), and one forced fumble...fifth career multiple-sack game.
- Inactive in Week 9 vs. Atlanta 11/5 with shoulder injury, forcing him to reserve/injured list.

**2005 SEASON:** Slowed by groin injury early in season but rebounded to notch 3.0 sacks and two forced fumbles in last four games of season.

- Career-high nine tackles (seven solo) with one sack at Green Bay 12/11.
- Tied for team-high with seven tackles (six solo), adding 1.0 sack and two forced fumbles at New Orleans 12/24.

**2004 SEASON:** Earned Chuck Hughes Most Improved Player Award in voting by teammates...played season with broken hand suffered in season opener at Chicago 9/12...tied for career-high 11.5 sacks seventh in NFL (tied for sixth in NFC).

- Earned NFC Defensive Player of the Week honors at Atlanta 10/10, making one sack, and forcing and recovering the same fumble in the final minute to preserve win.
- First career interception for 30-yard return, adding one sack, vs. Arizona 12/5.

**2003 SEASON:** Started all 16 games for first time of career...established a career-high with 78 tackles.

- Made four solo tackles, 1.0 sack, and a blocked field goal on an attempt by Bears' K Paul Edinger at Chicago 10/26.

**2002 SEASON:** Played in all 16 games for first time of career, making first career starts.

- First career start in season opener at Miami 9/8, making four tackles.
- Six tackles, 1.0 sack, one pass defended, and a fumble recovery returned 22 yards for touch-down vs. New Orleans 9/29.

**2001 SEASON:** Became integral part of defense, playing in 15 games.

- Scored first NFL touchdown, returning Packers' QB Brett Favre fumble 8 yards for the score vs. Green Bay 11/22.
- Career-high 3.5 sacks, notching six tackles (four solo), at Tampa Bay 12/9.
- Left game vs. Chicago 12/30 in second quarter with knee injury, forcing him to be inactive for season finale vs. Dallas 1/6/02.

**2000 SEASON:** Made team as undrafted rookie free agent, playing in five games.

- Made first career sack in second game, at New York Giants 11/19, also forcing a fumble with one pass defended.

### COLLEGE:

- Three-year starter for Wolverines, notching 185 tackles and 25 sacks, good for second in school

history.

- Started final 33 games of collegiate career.
- Third-team All-America choice by *The Sporting News* as senior, also garnering honorable mention All-Big Ten honors and was a Butkus Award semifinalist after making 54 tackles and seven sacks.
- All-Big Ten second-team selection as junior with career-highs in tackles (63) and sacks (team-high 11).
- 51 tackles and four sacks as sophomore.
- 17 tackles and three sacks as redshirt freshman.
- Sports marketing and administration major.

**PERSONAL:**

- Earned All-State honors as senior at St. Augustine High in New Orleans.
- Named 13th-best defensive line prospect in country by *Prep Football Report*.
- 67 tackles, eight sacks, and one interception as senior.
- Spent 2004 offseason interning at University of Michigan athletic department.

**J. HALL'S NFL STATISTICS**

Year	Team	G-S	Tackles				Interceptions				Fumbles				
			Total	Solo	Asst	Sk	Yds	Int	Yds	Lg	TD	PD	FF	FR	Yds
2000	Detroit	.....5-0	2	1	1	1.0	7.0	0	0	0	0	1	1	0	0
2001	Detroit	.....15-0	44	21	23	4.0	27.5	0	0	0	0	1	0	2	8
2002	Detroit	.....16-14	72	43	29	2.0	9.0	0	0	0	0	3	0	2	22
2003	Detroit	.....16-16	78	63	15	4.5	24.5	0	0	0	0	2	1	1	0
2004	Detroit	.....16-16	48	37	11	11.5	74.5	1	30	30	0	2	4	1	0
2005	Detroit	.....14-14	58	46	12	5.0	31.0	0	0	0	0	2	1	0	
2006	Detroit	.....7-7	34	20	14	5.0	40.0	0	0	0	0	1	0	0	
<b>Total</b>	<b>.....89-67</b>		<b>336</b>	<b>231</b>	<b>105</b>	<b>33.0</b>	<b>214.0</b>	<b>1</b>	<b>30</b>	<b>30</b>	<b>0</b>	<b>9</b>	<b>9</b>	<b>7</b>	<b>30</b>

**ADDITIONAL CAREER STATISTICS:** Special Teams Tackles: 2000 (3), 2001 (1).

**SINGLE GAME HIGHS**

Total Tackles - 9 @ Green Bay (12/11/05)  
 Solo Tackles - 7 (three times), Last @ Green Bay (12/11/05)  
 Sacks - 3.5 @ Tampa Bay (12/9/01)  
 Interceptions - 1 vs. Arizona (12/5/04)  
 Passes Defensed - 1 (nine times), Last @ Tennessee (1/2/05)

**J. HALL'S TD RETURNS (2)**

Date	Game	Return
11/22/01	vs. Green Bay	8-yard fumble return
9/29/02	vs. New Orleans	22-yard fumble return

**J. HALL'S GAME-BY-GAME STATS**

**2006 DETROIT LIONS**

Game	W/L	P/S	T	S	A	Sk	Yds	Int	Yds	Lg	TD	PD	FF	FR	Yds
SEA 9/10	L	1/1	4	2	2	1.0	7.0	0	0	0	0	0	0	0	0
@CHI 9/17	L	1/1	5	4	1	0.0	0.0	0	0	0	0	0	0	0	0
GB 9/24	L	1/1	5	3	2	0.0	0.0	0	0	0	0	0	0	0	0
@STL 10/1	L	1/1	6	3	3	1.0	7.0	0	0	0	0	0	0	0	0
@MIN 10/8	L	1/1	4	2	2	0.0	0.0	0	0	0	0	0	0	0	0
BUF 10/15	W	1/1	8	5	3	3.0	26.0	0	0	0	0	1	0	0	0
@NYJ 10/22	L	1/1	2	1	1	0.0	0.0	0	0	0	0	0	0	0	0
ATL 11/5	W	Inactive													
SF 11/12	L	Reserve/Injured													
@ARI 11/19	L														
MIA 11/23	L														
@NE 12/3	L														
MIN 12/10	L														
@GB 12/17	L														
CHI 12/24	L														
@DAL 12/31	W														
<b>TOTALS</b>			<b>3-13</b>	<b>7/7</b>	<b>34</b>	<b>20</b>	<b>14</b>	<b>5.0</b>	<b>40.0</b>	<b>0</b>	<b>0</b>	<b>0</b>	<b>0</b>	<b>1</b>	<b>0</b>

**2005 DETROIT LIONS**

Game	W/L	P/S	T	S	A	Sk	Yds	Int	Yds	Lg	TD	PD	FF	FR	Yds
GB 9/11	W	1/1	3	2	1	1.0	9.0	0	0	0	0	0	0	0	1
@CHI 9/18	L	1/1	2	2	0	0.0	0.0	0	0	0	0	0	0	0	0
@TB 10/2	L	1/1	0	0	0	0.0	0.0	0	0	0	0	0	0	0	0
BAL 10/9	W	Inactive													
CAR 10/16	L	Inactive													
@CLE 10/23	W	1/1	3	2	1	0.0	0.0	0	0	0	0	0	0	0	0
CHI 10/30	L	1/1	7	5	2	1.0	8.0	0	0	0	0	0	0	0	0
@MIN 11/6	L	1/1	7	5	2	0.0	0.0	0	0	0	0	0	0	0	0
ARI 11/13	W	1/1	4	3	1	0.0	0.0	0	0	0	0	0	0	0	0
@DAL 11/20	L	1/1	2	1	1	0.0	0.0	0	0	0	0	0	0	0	0
ATL 11/24	L	1/1	2	2	0	0.0	0.0	0	0	0	0	0	0	0	0
MIN 12/4	L	1/1	5	4	1	0.0	0.0	0	0	0	0	0	0	0	0
@GB 12/11	L	1/1	9	7	2	1.0	4.0	0	0	0	0	0	0	0	0
CIN 12/18	L	1/1	2	2	0	0.0	0.0	0	0	0	0	0	0	0	0
@NO 12/24	W	1/1	7	6	1	1.0	7.0	0	0	0	0	0	0	2	0
@PIT 1/1	L	1/1	5	5	0	1.0	3.0	0	0	0	0	0	0	0	0
<b>TOTALS</b>			<b>5-11</b>	<b>14/14</b>	<b>45</b>	<b>46</b>	<b>12</b>	<b>5.0</b>	<b>31.0</b>	<b>0</b>	<b>0</b>	<b>0</b>	<b>0</b>	<b>2</b>	<b>1</b>

**J. HALL'S GAME-BY-GAME STATS (Cont.)**

**2004 DETROIT LIONS**

Game	W/L	P/S	T	S	A	Sk	Yds	Int	Yds	Lg	TD	PD	FF	FR	Yds
@CHI 9/12	W	1/1	7	5	2	1.0	6.0	0	0	0	0	1	0	0	0
HOU 9/19	W	1/1	4	3	1	2.5	17.5	0	0	0	0	1	0	0	0
PHI 9/26	L	1/1	0	0	0	0.0	0.0	0	0	0	0	0	0	0	0
@ATL 10/10	W	1/1	3	2	1	1.0	6.0	0	0	0	0	1	1	0	0
GB 10/17	L	1/1	2	1	1	0.0	0.0	0	0	0	0	0	0	0	0
@NGO 10/24	W	1/1	1	1	0	1.0	2.0	0	0	0	0	1	0	0	0
@DAL 10/31	L	1/1	5	3	2	0.0	0.0	0	0	0	0	0	0	0	0
WAS 11/7	L	1/1	3	3	0	0.0	0.0	0	0	0	0	0	0	0	0
@JAX 11/14	L	1/1	5	4	1	1.0	7.0	0	0	0	0	0	0	0	0
@MIN 11/21	L	1/1	2	2	0	2.0	17.0	0	0	0	0	0	0	0	0
IND 11/25	L	1/1	1	1	0	0.0	0.0	0	0	0	0	0	0	0	0
ARI 12/5	W	1/1	4	3	1	1.0	8.0	1	30	30	1	0	0	0	0
@GB 12/12	L	1/1	4	3	1	0.0	0.0	0	0	0	0	0	0	0	0
MIN 12/19	L	1/1	0	0	0	2.0	11.0	0	0	0	0	0	0	0	0
CHI 12/26	W	1/1	4	3	1	0.0	0.0	0	0	0	0	0	0	0	0
@TEN 1/2	L	1/1	3	3	0	0.0	0.0	0	0	0	1	0	0	0	0
TOTALS	6-10	16/16	48	37	11	5.745	1	30	30	0	2	4	1	0	0

**2002 DETROIT LIONS**

Game	W/L	P/S	T	S	A	Sk	Yds	Int	Yds	Lg	TD	PD	FF	FR	Yds
@MIA 9/8	L	1/1	4	0	4	0.0	0.0	0	0	0	0	0	0	0	0
@CR 9/15	L	1/1	4	1	3	0.0	0.0	0	0	0	0	0	0	0	0
GB 9/22	L	1/1	4	3	1	0.0	0.0	0	0	0	1	0	0	0	0
NO 9/29	W	1/1	5	4	1	1.0	6.0	0	0	0	1	0	1	22	0
@MIN 10/13	L	1/1	5	4	1	1.0	6.0	0	0	0	0	0	0	0	0
CHI 10/20	W	1/1	8	3	5	0.0	0.0	0	0	0	1	0	0	0	0
@BUF 10/27	L	1/1	6	5	1	0.0	0.0	0	0	0	0	0	0	0	0
DAL 11/3	W	1/1	7	4	3	0.0	0.0	0	0	0	0	1	0	0	0
@GB 11/10	L	1/1	3	1	2	0.0	0.0	0	0	0	0	0	0	0	0
NYJ 11/17	L	1/1	3	1	2	0.0	0.0	0	0	0	0	0	0	0	0
@CHI 11/24	L	1/1	3	1	2	0.0	0.0	0	0	0	0	0	0	0	0
NE 11/28	L	1/1	3	2	1	0.0	0.0	0	0	0	0	0	0	0	0
@ARI 12/8	L	1/1	5	3	2	1.0	3.0	0	0	0	0	0	0	0	0
TB 12/15	L	1/0	4	4	0	0.0	0.0	0	0	0	0	0	0	0	0
@ATL 12/22	L	1/0	2	1	1	0.0	0.0	0	0	0	0	0	0	0	0
MIN 12/29	L	1/1	6	6	0	0.0	0.0	0	0	0	0	0	0	0	0
TOTALS	3-13	16/14	72	43	29	2.0	9.0	0	0	0	3	0	2	22	0

**2000 DETROIT LIONS**

Game	W/L	P/S	T	S	A	Sk	Yds	Int	Yds	Lg	TD	PD	FF	FR	Yds
@NO 9/3	W	Inactive													
WAS 9/10	W	Inactive													
TB 9/17	L	Inactive													
@CHI 9/24	W	Inactive													
MIN 10/1	L	Inactive													
GB 10/8	W	Inactive													
@TB 10/19	W	Inactive													
@IND 10/29	L	Inactive													
MIA 11/5	L	Inactive													
ATL 11/12	W	1/0	1	0	1	0.0	0.0	0	0	0	0	0	0	0	0
@ING 11/19	W	1/0	1	1	0	1.0	7.0	0	0	0	0	1	1	0	0
NE 11/23	W	Inactive													
@MIN 11/30	L	Inactive													
@GB 12/10	L	1/0	0	0	0	0.0	0.0	0	0	0	0	0	0	0	0
@NYJ 12/17	W	1/0	0	0	0	0.0	0.0	0	0	0	0	0	0	0	0
CHI 12/24	L	1/0	0	0	0	0.0	0.0	0	0	0	0	0	0	0	0
TOTALS	9-7	5/0	2	1	1	1.0	7.0	0	0	0	0	0	0	0	0

**2003 DETROIT LIONS**

Game	W/L	P/S	T	S	A	Sk	Yds	Int	Yds	Lg	TD	PD	FF	FR	Yds
ARI 9/7	W	1/1	6	4	2	0.0	0.0	0	0	0	0	1	0	1	0
@GB 9/14	L	1/1	8	7	1	0.0	0.0	0	0	0	0	0	0	0	0
MIN 9/21	L	1/1	6	4	2	0.5	0.5	0	0	0	0	0	0	0	0
@DEN 9/28	L	1/1	4	4	0	1.0	8.0	0	0	0	0	0	0	0	0
@SF 10/5	L	1/1	5	4	1	1.0	2.0	0	0	0	0	0	0	0	0
DAL 10/19	L	1/1	5	4	1	0.0	0.0	0	0	0	0	0	0	0	0
@CHI 10/26	L	1/1	4	4	0	1.0	7.0	0	0	0	0	0	0	0	0
OAK 11/2	W	1/1	7	7	0	1.0	7.0	0	0	0	0	0	0	0	0
CHI 11/9	W	1/1	4	3	1	0.0	0.0	0	0	0	0	0	0	0	0
@SEA 11/16	L	1/1	4	3	1	0.0	0.0	0	0	0	0	0	0	0	0
@MIN 11/23	L	1/1	5	5	0	0.0	0.0	0	0	0	0	0	0	0	0
GB 11/27	W	1/1	3	3	0	0.0	0.0	0	0	0	0	0	0	0	0
SD 12/7	L	1/1	7	3	4	0.0	0.0	0	0	0	0	0	1	0	0
@NYJ 12/14	L	1/1	0	0	0	0.0	0.0	0	0	0	0	0	0	0	0
@CAR 12/21	L	1/1	6	3	3	0.0	0.0	0	0	0	0	1	0	0	0
STL 12/28	W	1/1	4	4	0	0.0	0.0	0	0	0	0	0	0	0	0
TOTALS	5-11	16/16	78	63	15	4.5	24.5	0	0	0	2	1	1	0	0

**2001 DETROIT LIONS**

Game	W/L	P/S	T	S	A	Sk	Yds	Int	Yds	Lg	TD	PD	FF	FR	Yds
@GB 9/9	L	1/0	3	2	1	0.0	0.0	0	0	0	0	0	0	0	0
@CLE 9/23	L	1/0	2	1	1	0.0	0.0	0	0	0	0	0	0	0	0
STL 10/8	L	1/0	0	0	0	0.0	0.0	0	0	0	0	0	0	0	0
@MIN 10/14	L	1/0	3	0	3	0.5	3.0	0	0	0	0	0	0	0	0
TEN 10/21	L	1/0	5	2	3	0.0	0.0	0	0	0	0	0	0	0	0
CRJ 10/28	L	1/0	4	3	1	0.0	0.0	0	0	0	0	0	0	0	0
@SF 11/4	L	1/0	4	3	1	0.0	0.0	0	0	0	0	0	0	1	0
TB 11/11	L	1/0	5	3	2	0.0	0.0	0	0	0	0	0	0	0	0
@ARI 11/18	L	1/0	2	2	0	0.0	0.0	0	0	0	0	1	0	0	0
GB 11/22	L	1/0	2	2	0	0.0	0.0	0	0	0	0	0	0	1	8
@CHI 12/2	L	1/0	2	2	0	0.0	0.0	0	0	0	0	0	0	0	0
@TB 12/9	L	1/0	6	4	2	3.5	24.5	0	0	0	0	0	0	0	0
MIN 12/16	W	1/0	3	1	2	0.0	0.0	0	0	0	0	0	0	0	0
@PIT 12/23	L	1/0	5	3	2	0.0	0.0	0	0	0	0	0	0	0	0
CHI 12/30	L	1/0	0	0	0	0.0	0.0	0	0	0	0	0	0	0	0
DAL 1/6	W	Inactive													
TOTALS	2-14	15/0	44	21	23	4.0	27.5	0	0	0	0	1	0	2	8



**KAY-JAY HARRIS**

Running Back

6-0 • 240 • born 3/27/79  
2nd year (2nd Rams) • FA-2006  
West Virginia

Tampa Bay Technical H.S. • Tampa, Fla.  
Career GP/GS (playoffs): 7/0 (0/0)



**TRANSACTIONS:**

- 11/7/06 – signed by the Rams as a free agent.
- 9/4/06 – signed to Miami practice squad.
- 9/5/05 – signed to Miami practice squad.
- 4/29/05 – signed by Miami as an undrafted free agent.

**PRO:** Signed by the Rams as a free agent 11/7/06.

**2006 SEASON:** Spent first three weeks of the season on Miami's practice squad before being signed by the Rams.

**2005 SEASON:** Spent entire season on Miami's practice squad.

### COLLEGE:

- Played final two collegiate seasons at West Virginia (2003-2004) after starting out at Garden City (Kan.) Community College.
- In two years with Mountaineers, started six of 23 games played, rushing for 1,483 yards and 14 touchdowns on 256 attempts, adding 25 receptions for 292 yards and three touchdowns.
- Earned second-team All-Big East honors as a senior, rushing for 959 yards and 10 touchdowns on 165 carries, adding 20 receptions for 181 yards and three touchdowns.

### PERSONAL:

- Born Kevin Jermaine Harris in Tampa, Fla.
- Earned All-County honors in football, baseball, and track at Tampa Bay Technical High.
- Won four state long jump titles, including best of 25'3".
- Drafted by Texas Rangers out of high school and played four years at the Class A level before deciding to play football.
- Was seven-time Hoop-It-Up slam dunk champion in Tampa.
- Brother, Michael Burgess was drafted by the Washington Nationals in the 2007 MLB draft.
- Has triplet sisters, Briana, Brianca, and Brittney
- Has two daughters, Kyla and Kailiece, and twin sons, Kevin, Jr. and Kyle.

### HARRIS' NFL STATISTICS

Year	Team	Rushing					Receiving					
		G-S	Att	Yds	Avg	Lg	TD	No	Yds	Avg	Lg	TD
2006	RAMS	7-0	0	0	0.0	0	0	0	0	0.0	0	0
<b>Total</b>		<b>7-0</b>	<b>0</b>	<b>0</b>	<b>0.0</b>	<b>0</b>	<b>0</b>	<b>0</b>	<b>0</b>	<b>0.0</b>	<b>0</b>	<b>0</b>

Year	Team	Punt Returns					Kickoff Returns					
		No	FC	Yds	Avg	Lg	TD	No	Yds	Avg	Lg	TD
2006	RAMS	0	0	0	0.0	0	0	4	76	19.0	23	0
<b>Total</b>		<b>0</b>	<b>0</b>	<b>0</b>	<b>0.0</b>	<b>0</b>	<b>0</b>	<b>4</b>	<b>76</b>	<b>19.0</b>	<b>23</b>	<b>0</b>

**ADDITIONAL CAREER STATISTICS:** Special Teams Tackles: 2006 (5).

### HARRIS' GAME-BY-GAME STATS

#### 2006 ST. LOUIS RAMS

Game	W/L	P/S	Rushing					Receiving					PR	FC	Yds	Avg	Lg	TD	KR	Yds	Avg	Lg	TD				
			No	Yds	Avg	Lg	TD	No	Yds	Avg	Lg	TD															
Signed with the Rams 11/7																											
@SEA 11/12	L	1/0	0	0	0.0	0	0	0	0	0.0	0	0	0	0	0	0.0	0	0	0	0	0	0	0	0	0	0	
@CAR 11/19	L	1/0	0	0	0.0	0	0	0	0	0.0	0	0	0	0	0.0	0	0	0	0	0	0	0	0	0	0	0	
SF 11/26	W	1/0	0	0	0.0	0	0	0	0	0.0	0	0	0	0	0.0	0	0	0	0	0	0	0	3	58	19.3	23	0
ARI 12/3	L																										
CHI 12/11	L	1/0	0	0	0.0	0	0	0	0	0.0	0	0	0	0	0.0	0	0	0	0	0	0	0	0	0	0	0	0
@OAK 12/17	W	1/0	0	0	0.0	0	0	0	0	0.0	0	0	0	0	0.0	0	0	0	0	0	0	0	0	0	0	0	0
WAS 12/24	W	1/0	0	0	0.0	0	0	0	0	0.0	0	0	0	0	0.0	0	0	0	0	0	0	0	0	0	0	0	0
@MIN 12/31	W	1/0	0	0	0.0	0	0	0	0	0.0	0	0	0	0	0.0	0	0	0	0	0	0	0	0	0	0	0	0
<b>TOTALS</b>	<b>7-0</b>	<b>0/0</b>	<b>0</b>	<b>0</b>	<b>0.0</b>	<b>0</b>	<b>0</b>	<b>0</b>	<b>0</b>	<b>0.0</b>	<b>0</b>	<b>0</b>	<b>0</b>	<b>0</b>	<b>0</b>	<b>0.0</b>	<b>0</b>	<b>0</b>	<b>0</b>	<b>0</b>	<b>0</b>	<b>0</b>	<b>4</b>	<b>76</b>	<b>19.0</b>	<b>23</b>	<b>0</b>



# MADISON HEDGECOCK

Running Back

44

6-3 • 266 • born 8/27/81  
 3rd year (3rd Rams) • D7B-2005 (251st)  
 North Carolina  
 Ledford H.S. • Wallburg, N.C.  
 Career GP/GS (playoffs): 32/16 (0/0)

## TRANSACTIONS:

- 4/24/05 – selected by St. Louis with the second pick in the seventh round (251st overall) in 2005 NFL Draft.

**PRO:** Played in 32 games, starting 16.

**2006 SEASON:** Played in 16 games, starting nine, rushing once for two yards and catching seven passes for 29 yards...made nine special teams tackles.

**2005 SEASON:** Played in 16 games, starting seven.

- Made first career start, leading team with three special teams tackles at New York Giants 10/2.
- Started at tight end vs. Jacksonville 10/30.
- Made first career-reception, 9-yard pass from QB Jamie Martin vs. Arizona 11/20.

## COLLEGE:

- Returned to fullback position for senior season after playing defensive end as sophomore and junior.
- Played fullback during redshirt freshman year for Tar Heels.
- 83 tackles (57 solos), 1.5 sacks, three fumble recoveries, and two forced fumbles while playing defense two seasons.
- On offense, gained 130 yards with two touchdowns on 34 carries and caught six passes for 42 yards.
- Graduated with communications degree.

## PERSONAL:

- Born Madison Smith Hedgecock in Winston-Salem, N.C.
- Played fullback, tight end, and linebacker at Ledford (Thomasville, N.C.) High.
- Rushed for 1,799 yards and 17 touchdowns in 10 games as senior.
- Played tight end and was team captain in the Shrine Bowl.
- Rushed for 3,673 yards and 44 touchdowns in career.
- Super Prep All-America...also earned honorable mention All-America from *USA Today* and *Prep Star* All-Region.
- Three-time All-County and All-Conference selection (tight end as sophomore and fullback as junior and senior).
- Named county offensive player of year in 1998 and 1999.
- Played basketball and ran track...competed in the 200 and 400 meters, hurdles, relays, and shot put...earned All-County and All-Conference honors in the shot put.
- Single and resides in St. Peters, Mo.

## HEDGECOCK'S NFL STATISTICS

Year	Team	G-S	Rushing					Receiving				
			Att	Yds	Avg	Lg	TD	No	Yds	Avg	Lg	TD
2005	RAMS	16-7	1	0	0.0	0	0	9	69	7.7	15	0
2006	RAMS	16-9	1	2	2.0	0	0	7	29	4.1	7	0
<b>Total</b>		<b>32-16</b>	<b>2</b>	<b>2</b>	<b>1.0</b>	<b>2</b>	<b>0</b>	<b>16</b>	<b>98</b>	<b>6.1</b>	<b>15</b>	<b>0</b>

**ADDITIONAL CAREER STATISTICS:** Special Teams Tackles: 2005 (19), 2006 (9).

### SINGLE GAME HIGHS

Rec - 2 (three times), Last @ Dallas (1/1/06)

Yds - 25 vs. San Francisco (12/24/05)

Lg - 15 @ Houston (11/27/05)

TD - None

Special Teams Tackles - 3 (three times), Last vs. San Francisco (12/24/05)

HEDGECOCK'S GAME-BY-GAME STATS

2006 ST. LOUIS RAMS

Game	W/L P/S	Rushing					Receiving					
		No	Yds	Avg	Lg	TD	No	Yds	Avg	Lg	TD	
DEN 9/10	W 1/0	0	0	0.0	0	0	0	0	0.0	0	0	0
@SF 9/17	L 1/0	0	0	0.0	0	0	0	0	0.0	0	0	0
@ARI 9/24	W 1/0	0	0	0.0	0	0	0	0	0.0	0	0	0
DET 10/1	W 1/0	0	0	0.0	0	0	1	1.0	1	0	0	0
@CB 10/8	W 1/1	0	0	0.0	0	0	1	1.0	1	0	0	0
SEA 10/15	L 1/1	1	2	2.0	2	0	0	0.0	0	0	0	0
@SD 10/29	L 1/1	0	0	0.0	0	0	0	0.0	0	0	0	0
KC 11/5	L 1/0	0	0	0.0	0	0	0	0.0	0	0	0	0
@SEA 11/12	L 1/0	0	0	0.0	0	1	7	7.0	7	0	0	0
@CAR 11/19	L 1/1	0	0	0.0	0	1	5	5.0	5	0	0	0
SF 11/26	W 1/0	0	0	0.0	0	0	0	0.0	0	0	0	0
ARI 12/3	L 1/1	0	0	0.0	0	0	0	0.0	0	0	0	0
CHI 12/11	L 1/1	0	0	0.0	0	0	0	0.0	0	0	0	0
@OAK 12/17	W 1/1	0	0	0.0	0	1	6	6.0	6	0	0	0
WAS 12/24	W 1/1	0	0	0.0	0	1	6	6.0	6	0	0	0
MIN 12/31	W 1/0	0	0	0.0	0	1	3	3.0	3	0	0	0
TOTALS	8-8 16/9	1	2	2.0	2	0	7	29	4.1	7	0	0

2005 ST. LOUIS RAMS

Game	W/L P/S	Rushing					Receiving					
		No	Yds	Avg	Lg	TD	No	Yds	Avg	Lg	TD	
@SF 9/11	L 1/0	0	0	0.0	0	0	0	0	0.0	0	0	0
@ARI 9/18	W 1/0	0	0	0.0	0	0	0	0	0.0	0	0	0
TEN 9/25	W 1/0	0	0	0.0	0	0	0	0	0.0	0	0	0
@NYG 10/2	L 1/1	1	0	0.0	0	0	0	0	0.0	0	0	0
SEA 10/9	L 1/0	0	0	0.0	0	0	0	0	0.0	0	0	0
@IND 10/17	L 1/0	0	0	0.0	0	0	0	0	0.0	0	0	0
NO 10/23	W 1/0	0	0	0.0	0	0	0	0	0.0	0	0	0
JAX 10/30	W 1/1	0	0	0.0	0	0	0	0	0.0	0	0	0
@SEA 11/13	L 1/0	0	0	0.0	0	0	0	0	0.0	0	0	0
ARI 11/20	L 1/1	0	0	0.0	0	0	1	9	9.0	9	0	0
@HOU 11/27	W 1/1	0	0	0.0	0	0	1	15	15.0	15	0	0
WAS 12/4	L 1/0	0	0	0.0	0	0	1	5	5.0	5	0	0
@MIN 12/11	L 1/1	0	0	0.0	0	0	2	5	2.5	4	0	0
PHI 12/18	L 1/1	0	0	0.0	0	0	0	0	0.0	0	0	0
SF 12/24	L 1/0	0	0	0.0	0	0	2	25	12.5	13	0	0
@DAL 1/1	W 1/1	0	0	0.0	0	0	2	10	5.0	6	0	0
TOTALS	6-10 16/7	1	0	0.0	0	0	9	69	7.7	15	0	0



**TYE HILL**

Cornerback

5-10 • 185 • born 6/3/82  
 2nd year (2nd Rams) • D1-2006 (15th)  
 Clemson  
 Woodland H.S. • St. George, S.C.  
 Career GP/GS (playoffs): 16/10 (0/0)



**TRANSACTIONS:**

- 4/29/06 – selected by St. Louis in the first round (15th overall) in the 2006 NFL Draft.

**PRO:** Very aggressive and disruptive in pursuit...excellent body control and hip flexibility...made three interceptions in his first season, the most interceptions by a Rams' rookie since LB Pisa Tinoisamoa had three in 2003.

**2006 SEASON:** Started 10 of 16 games as a rookie...finished season with 42 tackles (33 solo), team-high three interceptions, four passes defended and one fumble recovery....earned All-Rookie honors from *Pro Football Weekly*/Professional Football Writers of America.

- Made first career interception in Week 1 vs. Denver 9/10.
- Made first career start in Week 5 at Green Bay 10/8.
- Tied for team lead with six tackles in Week 14 vs. Chicago 12/11.

**COLLEGE:**

- One of few players who rushed for 100 yards in a game and intercept a pass during Clemson career.
- Finished with 149 tackles (118 solo), 3.0 sacks, two forced fumbles, three fumble recoveries, five interceptions, and 35 passes defended.
- In 12 games on offense, gained 209 yards with two touchdowns on 37 carries.
- Finalist for Thorpe Award, given to nation's top defensive back.
- Named team's most improved player as a sophomore...earned Atlantic Coast Conference Defensive Back of the Week honors against Florida State.
- Carried the ball 19 times for 105 yards with one touchdown as a freshman.
- Redshirted as a true freshman.
- Graduated with degree in human resource development.
- Accomplished track career highlighted by winning ACC title in 60 meters indoors (:06.73) and 100 meters outdoors (:10.29) as sophomore, and was member of Tigers' ACC Champion 4x100 relay team.

**PERSONAL:**

- Born John Tye Heath Hill in St. George, S.C.
- All-State selection as a junior and senior at Woodland High in St. George.
- Rushed for 1,445 yards and 16 touchdowns in seven games as senior.

- In track, earned *High School Sports Report* and Low Country Track Athlete of the Year honors as a junior.
- 100-meters state champion as a junior (:10:51), finished second in 200 meters (:21.4), and was 400 meters champion (:49.0).
- Single and resides in St. Louis, Mo.

### HILL'S NFL STATISTICS

Year	Team	G-S	Tackles				Interceptions				Fumbles				
			Total	Solo	Asst	Sk	Yds	Int	Yds	Lg	TD	PD	FF	FR	Yds
2006	RAMS	16-10	42	33	9	0.0	0.0	3	20	14	0	4	0	1	2
<b>Total</b>		<b>16-10</b>	<b>42</b>	<b>33</b>	<b>9</b>	<b>0.0</b>	<b>0.0</b>	<b>3</b>	<b>20</b>	<b>14</b>	<b>0</b>	<b>0</b>	<b>0</b>	<b>1</b>	<b>2</b>

**ADDITIONAL CAREER STATISTICS:** Special Teams Tackles: 2006 (9).


#### SINGLE GAME HIGHS

Total Tackles – 6, twice, last @ Oakland (12/17/06)  
 Solo Tackles – 5, twice, last @ Oakland (12/17/06)  
 Interceptions – 1, three times, last vs. San Francisco (11/26/06)  
 Passes Defensed – two @ Minnesota (12/31/06)  
 Sacks – none

### HILL'S GAME-BY-GAME STATS

#### 2006 ST. LOUIS RAMS

Game	W/L	P/S	T	S	A	Sk	Yds	Int	Yds	Lg	TD	PD	FF	FR	Yds
DEN 9/10	W	1/0	1	1	0	0.0	0.0	1	14	14	0	1	0	0	0
@SF 9/17	L	1/0	1	0	1	0.0	0.0	0	0	0	0	0	0	0	0
ARI 9/24	W	1/0	2	1	1	0.0	0.0	0	0	0	0	0	0	0	0
DET 10/1	W	1/0	2	2	0	0.0	0.0	0	0	0	0	0	0	0	0
@GB 10/8	W	1/1	4	3	1	0.0	0.0	0	0	0	0	0	0	0	0
SEA 10/15	L	1/1	3	1	2	0.0	0.0	0	0	0	0	0	0	0	0
@SD 10/29	L	1/0	0	0	0	0.0	0.0	0	0	0	0	0	0	0	0
KC 11/5	L	1/0	2	2	0	0.0	0.0	0	0	0	0	0	0	0	0
@SEA 11/12	L	1/1	1	1	0	0.0	0.0	0	0	0	0	0	0	0	0
@CAR 11/19	L	1/1	3	2	1	0.0	0.0	1	6	6	0	0	0	0	0
SF 11/26	W	1/1	2	2	0	0.0	0.0	1	0	0	0	0	0	0	0
ARI 12/3	L	1/1	3	3	0	0.0	0.0	0	0	0	0	0	0	0	0
CHI 12/11	L	1/1	6	5	1	0.0	0.0	0	0	0	0	0	0	0	0
@OAK 12/17	W	1/1	6	5	1	0.0	0.0	0	0	0	0	0	0	1	2
WAS 12/24	W	1/1	3	3	0	0.0	0.0	0	0	0	0	1	0	0	0
@MIN 12/31	W	1/1	3	3	0	0.0	0.0	0	0	0	2	0	0	0	0
<b>TOTALS</b>	<b>8-8</b>	<b>16-10</b>	<b>42</b>	<b>33</b>	<b>9</b>	<b>0.0</b>	<b>0.0</b>	<b>3</b>	<b>20</b>	<b>14</b>	<b>0</b>	<b>4</b>	<b>0</b>	<b>1</b>	<b>2</b>



**TORRY HOLT**

Wide Receiver

6-0 • 190 • born 6/5/76  
 9th year (9th Rams) • D1-1999 (6th)  
 North Carolina State  
 Eastern Guilford H.S. • Gibsonville, N.C.  
 Career GP/GS (playoffs): 126/116 (10/10)



#### TRANSACTIONS:

- 3/10/05 – re-signed with the Rams.
- 7/18/03 – re-signed with the Rams.
- 4/17/99 – selected by the St. Louis Rams in first round (sixth overall) in 1999 NFL Draft.

**PRO:** Arguably the best receiver in the NFL...phenomenal hands and awareness...has speed and toughness...outgoing, upbeat personality...first player in NFL history with six consecutive 1,300-yard receiving seasons...fastest player to 10,000 receiving yards (116 games)...second fastest player in NFL history to reach 700 receptions (125 games)...leads the NFL in receiving yards (9,887), and second in receptions (660) since 2000...has the most receiving yards per game in NFL history (84.7)...has most receiving yards (10,675) and second most receptions (712) in a player's first eight seasons in NFL history...has second most 100-yard receiving games in a player's first eight seasons (43)...ranks third in receptions and second in receiving yards in team his-

tory...second in Rams' postseason history with 47 receptions and 630 receiving yards...set Super Bowl rookie record for receptions (seven) and receiving yards (109).



**2006 SEASON:** Started 16 games...led the team with 93 receptions (second in the NFC, fourth in the NFL) and 1,188 receiving yards (fourth in the NFC, eighth in the NFL), and scored 10 touchdowns.

- Made eight receptions for 120 yards in Week 3 at Arizona 9/24, his 40th career 100-yard receiving game, most in franchise history.
- Nabbed a 16-yard touchdown reception in Week 4 vs. Detroit 10/1, passing Hall of Famer Elroy Hirsch (339) for 10th in the Rams all-time scoring list...his six receptions for 102 yards helped him pass Henry Ellard (9,761) for second place on the Rams' all-time receiving yards list as well as move past Ellard (9,816) for third place on the Rams' all-time scrimmage yards list.
- In Week 6 vs. Seattle 10/15, caught eight passes for 154 yards and three touchdowns, his 42nd 100-yard receiving game and his first three-touchdown performance...moved into ninth place on the Rams' all-time scoring list, passing Hall of Famer Eric Dickerson...became the fastest player in NFL history to reach 10,000 receiving yards.
- Caught four passes for 30 yards in Week 12 vs. San Francisco 11/26, helped him pass Jerry Rice for the most receiving yards in first eight NFL seasons with 10,282 yards.



**2005 SEASON:** Played and started 14 games, missing two due to knee injury...finished third in the NFL in receptions (102), and sixth in the NFL in receiving yards (1,331)...led the team in receptions and receiving yards in 10 games...had five games with at least 10 receptions.

- Nine receptions for season-high 163 yards and one touchdown vs. Tennessee 9/25.
- Made 11 receptions for 129 yards vs. Arizona 12/11.
- Caught 600th career pass in 107th career game at Minnesota 12/11.
- Made 10 receptions for 163 yards and one touchdown vs. San Francisco 12/24...39th 100-yard receiving game, tying him with WR Isaac Bruce for franchise record.



**2004 SEASON:** Tied for third in NFL with 94 receptions for 1,372 yards (fourth in NFL) with 10 touchdowns.

- Made 500th career reception, 9-yard catch on second-and-10 in the third quarter at Arizona 12/19.
- Had sixth 100-yard receiving game of season in season finale vs. New York Jets 1/2/05, finishing with game-highs of seven receptions for 116 yards with two touchdowns, marking eighth multiple touchdown game of career...moved past Hall of Famer Eric Dickerson (8,157) for fourth place on the Rams' all-time yards from scrimmage list, with 8,204.
- Had second career 100-yard receiving game in the playoffs, with six receptions for 108 yards with a touchdown in Rams' NFC Wildcard Game at Seattle 1/8/05.
- Made two receptions for 42 yards in NFC Divisional Playoff Game at Atlanta 1/15/05.



**2003 SEASON:** Led NFL in both receptions and receiving yards, with career-high 117 receptions for 1,696 yards and 12 touchdowns (second in NFL)...named Wide Receiver of the Year by NFL Alumni...first career 100-reception season and fourth consecutive 1,000-yard receiving season...led or tied for team-lead in receptions 12 times and 11 times in receiving yards...117 receptions ranks second on

Rams' single-season list and seventh on NFL's all-time list...only second Ram in franchise history with more than 100 receptions in one season (Isaac Bruce, 119 in 1995)...1,696 receiving yards is second on Rams' single season list and fifth on NFL's all-time list...had 10 100-yard receiving games, breaking Bruce's (nine) 1995 franchise record for most in one season, tying Holt for second on NFL's all-time list for most in one season...45 receptions for 735 yards with seven touchdowns over five-game span, most in NFL for five-game stretch in single season since Bruce gained 785 in 1995...earned NFC Offensive Player of the Month honors in October (3 games; 22 receptions, 402 yards, five TDs).

- Made 11 receptions for 161 yards and two touchdowns vs. Atlanta 10/13.
- Made 11 receptions for 200 yards and one touchdown at San Francisco 11/2, second 200-yard receiving game of career.

**2002 SEASON:** Third-consecutive 1,000-yard receiving season...led Rams, fourth in NFC, and tied for 10th in NFL in receptions, and led Rams, was fourth in the NFC and seventh in NFL in receiving yards...had team-high four 100-yard receiving games, led or tied for team lead in receptions six times and led or tied for lead in receiving yards 10 times...had 10 games with at least five receptions.

- Career-high 12 receptions at Tampa Bay 9/23
- Caught seven passes for season-high 141 yards and one touchdown vs. Arizona 12/15
- Caught season-long 58-yard pass to set up game-winning field goal in final two minutes vs. Cardinals.
- Made 300th career reception and passed 5,000-yard receiving mark at Seattle 12/22 in fourth quarter.



**2001 SEASON:** Posted second consecutive 1,000-yard receiving season...second on Rams and eighth in NFC in receptions, led Rams, third in NFC and fifth in NFL in receiving yards, and second on Rams in touchdowns...had three 100-yard receiving games (including one 200-yard receiving game), led or tied for team lead in receptions eight times and led the team in receiving yards six times...led Rams

in receptions and receiving yards in playoffs.

- Season-high eight receptions for 139 yards against Tampa Bay 11/26.
- Caught seven passes for career-high 203 yards and career-high tying two touchdowns vs. Indianapolis 12/30...of seven receptions against Colts, five were of 20 or more yards (42, 51, 21t, 46t, 21).
- Caught five passes in each of Rams' three playoff games, with playoff-high 84 receiving yards and one touchdown in NFC Divisional Playoff Game against Green Bay 1/20/02.



**2000 SEASON:** Earned first Pro Bowl berth and became first Ram since Isaac Bruce in 1996 to lead the NFL in receiving yards...eight 100-yard receiving games, led or tied for team lead in receptions six times and led in receiving yards eight times.

- One of three Rams (RB Marshall Faulk, WR Az-Zahir Hakim) to have at least 100 receiving yards in the season opener vs. Denver 9/4 with six receptions for 103 yards.
- Caught six passes for 101 yards at Seattle 9/10, including 41-yard reception on third-and-17 from midfield with 26 seconds to play to set up K Jeff Wilkins' 27-yard field goal for 37-34 win
- Set NFL record by averaging 63.0 yards on three receptions at Atlanta 9/24, catching three passes for 189 yards and two touchdowns (80, 85)...yardage average broke mark of 60.67 yards set by Houston's Bill Groman (vs. Denver 11/20/60 3-182) and tied by New York Giants' Homer Jones (vs. Washington 12/12/65 3-182).
- Ended the season with three consecutive 100-yard receiving games...set career-high with nine receptions for 172 yards vs. Minnesota 12/10...tied career-high reception total one week later at Tampa Bay for 165 yards and one touchdown...caught five passes for 121 yards at New Orleans 12/24 to help Rams clinch playoff berth.

**1999 SEASON:** Led all NFC rookie wide receivers in receptions and receiving yards...third on team in receptions (52) and receiving yards (788) and tied for third with six touchdown receptions...receptions and receiving yards totals second highest for rookie in team history (WR Eddie Kennison, 1996, 54 for 924)...first-team All-Rookie selection by *Football Digest*...touchdown total tied for third with Leon Clarke (1956) on the Rams' rookie list behind Bucky Pope (10) and Kennison (eight).

- Caught first NFL touchdown pass, 20-yard pass from QB Kurt Warner in fourth quarter, to secure season-opening victory over Baltimore.
- Caught 25 passes for 17-yard average and four touchdowns in final six games.
- Tied season high with two touchdowns and recorded then-career high 122 receiving yards on five receptions in the Rams' regular season finale against Philadelphia 1/2/00.
- Led Rams in receptions in all three postseason games...caught team-high 20 passes for 242 yards and one touchdown...set Super Bowl rookie record for receptions (seven) and receiving yards (109)...scored first touchdown of game on nine-yard scoring pass from Warner in third quarter vs. Tennessee in Super Bowl XXXIV 1/30/00.

### COLLEGE:

- Consensus All-America first-team selection as senior.
- All-Atlantic Coast Conference first-team choice as a receiver and returner...ACC Player of the Year and Offensive Back of the Year...finalist for the Fred Biletnikoff Award, given to the nation's top receiver.
- Set school and conference season-records with 88 receptions for 1,604 yards...11 touchdown catches set Wolfpack record.
- Averages of 145.8 yards receiving and 179.9 all-purpose yards established ACC marks.
- Set school record with eight games with at least 100 yards receiving...All-ACC first-team selec-

tion as junior.

- Led team, setting Wolfpack season records with 62 receptions for 1,099 yards, topping marks of 55 by Naz Worthen (1988) while becoming first player to gain more than 1,000 yards in a season.
- 16 touchdowns broke school season-record of 10 by Eddie Goines in 1993.
- Started in five of the first seven games as sophomore.
- Sociology major.

### PERSONAL:

- Born Torry Jabar Holt in Greensboro, N.C.
- Attended Hargrave Military Academy in 1994.
- Caught 21 passes for 524 yards and six touchdowns.
- *Prep Football Report* All-America selection, adding All-State honors at Eastern Guilford (N.C.) High.
- Caught 129 passes during career, gaining 2,573 yards and scoring 42 touchdowns...56 receptions for 983 yards and 17 touchdowns as senior.
- Returned three punts and three kickoffs for touchdowns during his career.
- Also was standout defensive back who posted 62 tackles and four interceptions as senior.
- Named one of the Top 25 players in the state by *Charlotte Observer*.
- Created foundation during 1999 offseason dedicated to supporting the fight against cancer in all forms, with a specific emphasis on children...the Holt Foundation was established in 1999 in memory of his mother, Ojetta Holt-Shoffner.
- Spokesman, along with other St. Louis professional athletes, for Diversity Awareness Partnership in St. Louis.
- Was spokesperson for St. Louis Mass Transit Metrolink "Go Back To Work" campaign in 2000.
- Brother Terrence, a safety also out of North Carolina State, was drafted by Detroit Lions in the fifth round (137th overall) of the 2003 NFL Draft...now plays for Arizona Cardinals.
- Has own website, [www.torryholt.com](http://www.torryholt.com).
- Married to Carla with three children...resides in Town & Country, Mo.

### HOLT'S NFL STATISTICS

Year	Team	G-S	Receiving				TD	Rushing				
			No	Yds	Avg	Lg		Att	Yds	Avg	Lg	TD
1999	RAMS	.....16-15	52	788	15.2	63t	6	3	25	8.3	14	0
2000	RAMS	.....16-15	82	1,635	19.9	85t	6	0	0	0.0	0	0
2001	RAMS	.....16-14	81	1,363	16.8	51	7	2	0	0.0	2	0
2002	RAMS	.....16-11	91	1,302	14.3	58	4	2	18	9.0	14	0
2003	RAMS	.....16-15	117	1,696	14.5	48	12	1	5	5.0	5	0
2004	RAMS	.....16-16	94	1,372	14.6	75t	10	0	0	0.0	0	0
2005	RAMS	.....14-14	102	1,331	13.0	44	9	1	2	2.0	2	0
2006	RAMS	.....16-16	93	1,188	12.8	67t	10	0	0	0.0	0	0
<b>Total</b>		<b>.....126-116</b>	<b>712</b>	<b>10,675</b>	<b>15.0</b>	<b>80t</b>	<b>64</b>	<b>9</b>	<b>50</b>	<b>5.6</b>	<b>14</b>	<b>0</b>

### POSTSEASON

Year	Team	G-S	Receiving				TD	Rushing				
			No	Yds	Avg	Lg		Att	Yds	Avg	Lg	TD
1999	RAMS	.....3-3	20	242	12.1	32	1	0	0	0.0	0	0
2000	RAMS	.....1-1	2	26	13.0	21	0	0	0	0.0	0	0
2001	RAMS	.....3-3	15	191	12.7	50	1	0	0	0.0	0	0
2003	RAMS	.....1-1	2	21	10.5	13	0	0	0	0.0	0	0
2004	RAMS	.....2-2	8	150	18.8	52	2	0	0	0.0	0	0
<b>Total</b>		<b>.....10-10</b>	<b>47</b>	<b>630</b>	<b>13.4</b>	<b>52</b>	<b>4</b>	<b>0</b>	<b>0</b>	<b>0.0</b>	<b>0</b>	<b>0</b>

**ADDITIONAL CAREER STATISTICS:** Punt Returns: 1999 (3 for 15 yards); Fumbles-Lost: 4-0 in 1999, 2-0 in 2000, 2-0 in 2001, 1-0 in 2002, 1-0 in 2003, 3-1 in 2004.

### SINGLE GAME HIGHS

Rec. - 12 (two times), Last vs. Arizona (9/28/03)  
 Playoffs - 7 (two times), Last vs. Tennessee, Super Bowl XXXIV (1/30/00)  
 Yards - 203 vs. Indianapolis (12/30/01)  
 Playoffs - 109 vs. Tennessee, Super Bowl XXXIV (1/30/00)  
 Lg - 85t @ Atlanta (9/24/00)  
 Playoffs - 52 @ Seattle (1/8/05)  
 TD - 2 (eight times), Last vs. New York Jets (1/2/05)  
 Playoffs - 1 (four times), Last @ Atlanta (1/15/05)  
 100-yd-plus Rec Games - (39) Last vs. San Francisco (12/24/05), 163 yds  
 Playoffs - (2) Last @ Atlanta (1/15/05), 108 yds

## HOLT'S TOP GAMES

## Receptions

12	- @ Tampa Bay (9/23/02) (139 yds)
12	- vs. Arizona (9/28/03) (133 yds)
11	- vs. Green Bay (10/19/03) (161 yds)
11	- @ San Francisco (11/2/03) (200 yds)
11	- vs. Arizona (11/20/05) (129 yds)
10	- vs. Cincinnati (12/21/03) (124 yds)
10	- vs. San Francisco (12/5/04) (160 yds)
10	- @ San Francisco (9/11/05) (125 yds)
10	- @ Houston (11/27/05) (130 yds)
10	- @ Minnesota (12/11/05) (95 yds)
10	- vs. San Francisco (12/24/05) (163 yds)

## Receiving Yards

203	- vs. Indianapolis (12/30/01) (7 rec)
200	- @ San Francisco (11/2/03) (11 rec)
189	- @ Atlanta (9/24/00) (3 rec)
174	- @ Pittsburgh (10/26/03) (7 rec)
172	- vs. Minnesota (12/10/00) (9 rec)
165	- @ Tampa Bay (12/18/00) (9 rec)
163	- vs. Tennessee (9/25/05) (9 rec)
163	- vs. San Francisco (12/24/05) (10 rec)
161	- vs. Atlanta (10/13/03) (11 rec)
160	- vs. San Francisco (12/5/04) (10 rec)
154	- vs. Seattle (10/15/06) (8 rec.)
151	- @ Carolina (12/12/04) (6 rec)
145	- @ Arizona (11/23/03) (9 rec)
141	- vs. Arizona (12/15/02) (7 rec)

## HOLT'S 100-YARD RECEIVING GAMES (41)

Yards	Opponent	Date	Rec	Avg	Lg	TD
189	W-@ Atlanta	9/24/00	3	63.3	85t	2
174	W-@ Pittsburgh	10/26/03	7	24.9	48	1
172	W-Minnesota	12/10/00	9	19.1	36	0
165	L-@ Tampa Bay	12/18/00	9	18.3	72t	1
163	W-Tennessee	9/25/05	9	18.1	32t	1
163	L-San Francisco	12/24/05	10	16.3	40t	1
161	W-Atlanta	10/13/03	11	14.6	28	2
160	W-San Francisco	12/5/04	10	16.0	40	1
154	L-vs. Seattle	10/15/06	8	19.3	67t	3
151	L-@ Carolina	12/12/05	6	25.2	75t	1
145	W-@ Arizona	11/23/03	9	16.1	38	0
141	W-Arizona	12/15/02	7	20.1	58	1
139	L-Tampa Bay	11/26/01	8	17.4	37	0
139	L-@ Tampa Bay	9/23/02	12	11.6	25	0
133	W-Arizona	9/28/03	12	11.1	20	1
130	L-Carolina	11/5/00	4	32.5	62	0
130	W-@ Houston	11/27/05	10	13.0	19t	1
129	L-Arizona	11/20/05	11	11.7	37	1
126	L-Seattle	10/9/05	8	15.8	26t	1
125	L-Washington	11/20/00	4	31.3	64	0
125	L-@ San Francisco	9/11/05	10	12.5	44	0
124	W-@ Chicago	11/16/03	9	13.8	24	1
124	W-Cincinnati	12/21/03	10	12.4	28t	1
124	W-Tampa Bay	10/18/04	6	20.7	52t	2
122	L-@ Philadelphia	1/2/00	5	24.4	63t	2
121	W-@ New Orleans	12/24/00	5	24.2	42	0
121	L-@ Atlanta	9/19/04	9	13.4	33t	1
120	W-@ Arizona	9/24/06	8	15.0	42	1
118	W-San Diego	11/10/02	7	16.9	39	0
116	W-New York Jets	1/2/05	7	16.6	44t	2
115	L-vs. Arizona	12/3/06	7	16.4	22	1
113	W-@ New Orleans	12/12/99	6	18.8	40	0
111	W-Miami	9/30/01	4	27.8	45t	1
111	L-@ New York Giants	9/7/03	7	15.9	37t	1
111	L-New England	11/7/04	6	18.5	35	1
106	L-Dallas	9/29/02	9	11.8	21	0
103	W-Denver	9/4/00	6	17.2	27	0
102	W-Minnesota	11/30/03	8	12.8	22	0
102	W-Detroit	10/1/06	6	17.0	33	1
101	W-@ Seattle	9/10/00	6	16.8	41	0
100	W-Seattle	12/14/03	6	16.7	40t	1

## HOLT'S 200-YARD RECEIVING GAMES (2)

Yards	Opponent	Date	Rec	Avg	Lg	TD
203	W-Indianapolis	12/30/01	7	29.0	51	2
200	L-@ San Francisco	11/2/03	11	18.2	41t	1

## HOLT vs. THE NFL

Opponent	Games	Rec	Yards	Avg/Rec	Avg/Game	Lg	TD
Arizona	8	57	818	14.4	102.3	58	4
Atlanta	8	38	732	19.3	91.5	85t	7
Baltimore	2	6	74	12.3	37.0	24	1
Buffalo	1	8	90	11.3	90.0	22	1
Carolina	7	24	500	20.8	71.4	75t	1
Chicago	3	16	211	13.2	70.3	24	1
Cincinnati	2	14	182	13.0	91.0	28t	1
Cleveland	2	6	55	9.2	27.5	12	0
Dallas	2	13	146	11.2	73.0	21	0

**HOLT vs. THE NFL (Cont.)**

Opponent	Games	Rec	Yards	Avg/Rec	Avg/Game	Lg	T
Denver	2	11	194	17.6	97.0	36	0
Detroit	3	12	159	13.3	53.0	36t	1
Green Bay	2	9	118	13.1	59.0	39t	2
Houston	1	10	130	13.0	130.0	19t	2
Indianapolis	2	13	273	21.0	136.5	51	2
Kansas City	2	9	138	15.3	69.0	27	1
Miami	2	5	115	23.0	57.5	45t	1
Minnesota	3	27	369	13.7	123.0	36	0
New England	2	13	200	12.7	100.0	35	2
New Orleans	7	37	602	16.3	86.0	42	4
New York Giants	6	38	524	13.8	87.3	37t	3
New York Jets	2	10	159	15.9	79.5	44t	2
Oakland	1	4	80	20.0	80.0	50	1
Philadelphia	5	28	378	13.5	75.6	63t	3
Pittsburgh	1	7	174	24.9	174.0	48	1
San Diego	2	10	152	15.2	76.0	39	1
San Francisco	14	82	1188	14.5	84.9	49	4
Seattle	9	48	688	14.3	76.4	52	4
Tampa Bay	4	35	567	16.2	141.8	72t	3
Tennessee	2	14	218	15.6	109.0	32t	1
Washington	3	15	275	18.3	91.7	64	0

**HOLT'S GAME-BY-GAME STATS**

**2006 ST. LOUIS RAMS**

Game	W/L	P/S	Rec	Yds	Avg	Lg	TD
DEN 9/10	W	1/1	7	80	11.4	23	0
@SF 9/17	L	1/1	5	30	6.0	16	1
@ARI 9/24	W	1/1	8	120	15.0	42	1
DET 10/1	W	1/1	6	102	17.0	33	1
@GB 10/8	W	1/1	3	40	13.3	22	1
SEA 10/15	L	1/1	8	154	19.3	67	3
@SD 10/29	L	1/1	5	48	9.6	20	0
KC 11/5	L	1/1	3	50	16.7	27	0
@SEA 11/12	L	1/1	7	73	10.4	18	0
@CAR 11/19	L	1/1	7	68	9.7	17	0
SF 11/26	W	1/1	4	30	7.5	11	0
ARI 12/3	L	1/1	7	115	16.4	22	1
CHI 12/11	L	1/1	6	75	12.5	26	2
@OAK 12/17	W	1/1	4	59	14.8	21	0
WAS 12/24	W	1/1	4	54	13.5	22	0
@MIN 12/31	W	1/1	9	90	10.0	18	0
TOTALS	8-8	16/16	93	1,188	12.8	67	10

**2005 ST. LOUIS RAMS**

Game	W/L	P/S	Rec	Yds	Avg	Lg	TD
@SF 9/11	L	1/1	10	125	12.5	44	0
@ARI 9/18	W	1/1	4	70	17.5	20	1
TEN 9/25	W	1/1	9	163	18.1	32t	1
@NYG 10/2	L	1/1	7	84	12.0	22t	1
SEA 10/9	L	1/1	8	126	15.8	26t	1
@IND 10/17	L	1/1	6	70	11.7	36	0
NO 10/23	W	Inactive					
JAX 10/30	W	Inactive					
@SEA 11/13	L	1/1	4	45	11.3	17	1
ARI 11/20	L	1/1	11	129	11.7	37	1
@HOU 11/27	W	1/1	10	130	13.0	19t	1
WAS 12/4	L	1/1	6	75	12.5	19	0
@MIN 12/11	L	1/1	10	95	9.5	17	0
PHI 12/18	L	1/1	3	16	5.3	6	1
SF 12/24	L	1/1	10	163	16.3	40t	1
@DAL 1/1	W	1/1	4	40	10.0	17	0
TOTALS	6-10	14/14	102	1331	13.0	44	9

**2004 ST. LOUIS RAMS**

Game	W/L	P/S	Rec	Yds	Avg	Lg	TD
ARI 9/12	W	1/1	7	96	13.7	36	0
@ATL 9/19	L	1/1	9	121	13.4	33t	1
NO 9/26	L	1/1	6	65	10.8	32t	1
@SF 10/3	W	1/1	3	28	9.3	17	0
@SEA 10/10	W	1/1	5	53	10.6	17	0
TB 10/18	W	1/1	6	124	20.7	52t	2
@MIA 10/24	L	1/1	1	4	4.0	4	0
NE 11/7	L	1/1	6	111	18.5	35	1
SEA 11/14	W	1/1	2	32	16.0	17	0
@BUF 11/21	L	1/1	8	90	11.3	22	1
@GB 11/29	L	1/1	5	51	10.2	18	0
SF 12/5	W	1/1	10	160	16.0	40	1
@CAR 12/12	L	1/1	6	151	25.2	75t	1
@ARI 12/19	L	1/1	6	95	15.8	26	0
PHI 12/27	W	1/1	7	75	10.7	16	0
NYJ 1/2	W	1/1	7	116	16.6	44t	2
TOTALS	8-8	16/16	94	1,372	14.6	75t	10

**2003 ST. LOUIS RAMS**

Game	W/L	P/S	Rec	Yds	Avg	Lg	TD
@NYG 9/7	L	1/1	7	111	15.9	37t	1
SF 9/14	W	1/1	6	64	10.7	17	1
@SEA 9/21	L	1/1	5	68	13.6	17	0
ARI 9/28	W	1/1	12	133	11.1	20	1
ATL 10/13	W	1/1	11	161	14.6	28	2
GB 10/19	W	1/1	4	67	16.8	39t	2
@PIT 10/26	W	1/1	7	174	24.9	48	1
@SF 11/2	L	1/1	11	200	18.2	41t	1
BAL 11/9	W	1/1	3	38	12.7	24	0
@CHI 11/16	W	1/1	9	124	13.8	24	1
@ARI 11/23	W	1/1	9	145	16.1	38	0
MIN 11/30	W	1/1	8	102	12.8	22	0
@CLE 12/8	W	1/1	4	31	7.8	11	0
SEA 12/14	W	1/0	6	100	16.7	40t	1
CIN 12/21	W	1/1	13	124	9.5	28t	1
@DET 12/28	L	1/1	5	54	10.8	28	0
TOTALS	12-4	16/15	117	1,696	14.5	48	12

**POSTSEASON**

Game	W/L	P/S	Rec	Yds	Avg	Lg	TD
@SEA 1/8	W	1/1	6	108	26.8	52	1
@ATL 1/15	L	1/1	2	42	21.0	28t	1
TOTALS	1-1	2/2	8	150	18.8	52	2

**POSTSEASON**

Game	W/L	P/S	Rec	Yds	Avg	Lg	TD
CAR 1/10	L	1/1	2	21	10.5	13	0
TOTALS	12-5	16/15	122	1,717	14.1	48	12

**HOLT'S GAME-BY-GAME STATS (Cont.)**

**2002 ST. LOUIS RAMS**

Game	W/L	P/S	Rec	Yds	Avg	Lg	TD
@DEN 9/8	L	1/0	5	91	18.2	36	0
NYG 9/15	L	1/1	6	88	14.7	34	0
@TB 9/23	L	1/0	12	139	11.6	25	0
DAL 9/29	L	1/1	9	106	11.8	21	0
@SF 10/6	L	1/1	3	38	12.7	18	0
OAK 10/13	W	1/0	4	80	20.0	50	1
SEA 10/20	W	1/1	3	71	23.7	52	0
@ARI 11/3	W	1/0	1	7	7.0	7	1
SD 11/10	W	1/1	7	118	16.9	39	0
CHI 11/18	W	1/1	4	54	13.5	22	0
@WAS 11/24	L	1/1	5	75	15.0	29	0
@PHI 12/1	L	1/1	6	80	13.3	16	0
@KC 12/8	L	1/1	4	45	11.3	20	0
ARI 12/15	W	1/1	7	141	20.1	58	1
@SEA 12/22	L	1/1	9	92	10.2	18	1
SF 12/30	W	1/0	6	77	12.8	33	0
TOTALS	7-9	16/11	91	1,302	14.3	58	4

**2001 ST. LOUIS RAMS**

Game	W/L	P/S	Rec	Yds	Avg	Lg	TD
@PHI 9/9	W	1/1	7	85	12.1	22	0
@SF 9/23	W	1/1	3	17	5.7	11	0
MIA 9/30	W	1/1	4	111	27.8	45	1
@DET 10/8	W	1/1	4	74	18.5	36	1
NYG 10/14	W	1/1	5	83	16.6	22	0
@NYJ 10/21	W	1/1	3	43	14.3	22	0
NO 10/28	L	1/1	5	72	14.4	25	1
CAR 11/11	W	1/1	4	77	19.3	33	0
@NE 11/18	W	1/1	7	89	12.7	18	1
TB 11/26	L	1/0	8	139	17.4	37	0
@ATL 12/2	W	1/1	2	66	33.0	45	1
SF 12/9	W	1/1	5	66	13.2	16	0
@NO 12/17	W	1/0	4	55	13.8	22	0
@CAR 12/23	W	1/1	5	86	17.2	46	0
IND 12/30	W	1/1	7	203	29.0	51	2
ATL 1/6	W	1/1	8	97	12.1	21	0
TOTALS	14-2	16-14	81	1,363	16.8	51	7

**POSTSEASON**

Game	W/L	P/S	Rec	Yds	Avg	Lg	TD
GB 1/20	W	1/1	5	84	16.8	50	1
PHI 1/27	W	1/1	5	58	11.6	21	0
NE 2/3	L	1/1	5	49	9.8	18	0
TOTALS	2-1	3/3	15	191	12.7	50	1

**1999 ST. LOUIS RAMS**

Game	W/L	P/S	Rec	Yds	Avg	Lg	TD
BAL 9/12	W	1/0	3	36	12.0	20	1
ATL 9/26	W	1/1	2	47	23.5	38	1
@CIN 10/3	W	1/1	4	58	14.5	20	0
SF 10/10	W	1/1	3	67	22.3	49	0
@ATL 10/17	W	1/1	0	0	0.0	0	0
CLE 10/24	W	1/1	2	24	12.0	12	0
@TEN 10/31	L	1/1	5	55	11.0	15	0
@DET 11/7	L	1/1	3	31	10.3	16	0
CAR 11/14	W	1/1	2	16	8.0	10	0
@SF 11/21	W	1/1	3	25	8.3	10	0
NO 11/28	W	1/1	5	87	17.4	25	2
@CAR 12/5	W	1/1	1	4	4.0	4	0
@NO 12/12	W	1/1	6	113	18.8	40	0
NYG 12/19	W	1/1	5	70	14.0	23	0
CHI 12/26	W	1/1	3	33	11.0	17	0
@PHI 1/2	L	1/1	5	122	24.4	63	2
TOTALS	13-3	16-15	52	788	15.2	63	6

**POSTSEASON**

Game	W/L	P/S	Rec	Yds	Avg	Lg	TD
MIN 1/16	W	1/1	5	65	10.8	17	0
TB 1/23	W	1/1	7	68	9.7	20	0
TEN 1/30	W	1/1	7	109	15.6	32	1
TOTALS	3-0	3/3	20	242	12.1	32	1

**2000 ST. LOUIS RAMS**

Game	W/L	P/S	Rec	Yds	Avg	Lg	TD
DEN 9/4	W	1/1	6	103	17.2	27	0
@SEA 9/10	W	1/1	6	101	16.8	41	0
SF 9/17	W	1/1	4	94	23.5	49	0
@ATL 9/24	W	1/1	3	189	63.0	85	2
SD 10/1	W	1/1	3	34	11.3	20	1
ATL 10/15	W	1/1	3	51	17.0	28	0
@KC 10/22	L	1/1	5	93	18.6	27	1
@SF 10/29	W	1/1	5	64	12.8	17	0
CAR 11/5	L	1/1	4	130	32.5	62	0
NYG 11/12	W	1/0	8	88	11.0	20	1
WAS 11/20	L	1/1	4	125	31.3	64	0
NO 11/26	L	1/1	6	89	14.8	19	0
@CAR 12/3	L	1/1	2	18	9.0	14	0
MIN 12/10	W	1/1	9	172	19.1	36	0
@TB 12/18	L	1/0	9	165	18.3	72	1
@NO 12/24	W	1/1	5	121	24.2	42	0
TOTALS	10-6	16-15	82	1,635	19.9	85	6

**POSTSEASON**

Game	W/L	P/S	Rec	Yds	Avg	Lg	TD
@NO 12/30	L	1/1	2	26	13.0	21	0
TOTALS	0-1	1/1	2	26	13.0	21	0



**RICHIE  
INCOGNITO**

Guard

6-3 • 330 • born 7/5/83  
3rd year (3rd Rams) • D3B-2005 (81st)  
Nebraska  
Mountain Ridge H.S. • Glendale, Ariz.  
Career GP/GS (playoffs): 16/16 (0/0)

68



**TRANSACTIONS:**

• 4/23/05 – selected by Rams in third round (81st overall) in 2005 NFL Draft.

**PRO:** Versatile athlete...can play any position on the offensive line...Started 16 games at three different positions for the Rams in 2006 after missing 2005 due to injury...drafted by the Rams in the third round (81st overall) of the 2005 NFL Draft.

**2006 SEASON:** Started all 16 games at three different positions on the offensive line after missing all of 2005 season due to injury...one of only two offensive linemen to start all 16 games, joining tackle Alex Barron...blocking efforts helped quarterback Marc Bulger throw for a career-high 4,301 yards and 24 touchdowns...opened running lanes for Steven Jackson to gain a career-

high 1,528 rushing yards and 13 touchdowns.

- Made NFL debut, starting at left guard in Week 1 vs. Denver 9/10.
- Part of an offensive line that allowed only one sack and provided protection for Bulger to throw for 328 yards and three touchdowns in Week 4 vs. Detroit 10/1...41 points scored by the Rams was the team's highest point total of the season, also accomplished in Week 16 at Minnesota.
- Contributions in Week 16 vs. Washington 12/24 helped Jackson gain a season-high 150 yards with one touchdown on a single-game best 33 carries and add six receptions for 102 yards and one receiving touchdown...provided protection for quarterback Marc Bulger to achieve a career-high 134.5 passer rating after throwing for a season-high 388 passing yards and equaling his single-game best four touchdowns.
- Part of an offensive line that did not allow a sack in Week 17 at Minnesota 12/31...blocking efforts allowed Jackson to establish a new career high with three rushing touchdowns

**2005 SEASON:** Placed on the reserved/unsigned list until Week 3, then placed on the non-football injury list for the remainder of the season.

### COLLEGE:

- First-team All-Big 12 selection by the *Associated Press* and the *Dallas Morning News*, adding second-team honors from the league's coaches as a sophomore...earned a spot on Outland Trophy and Lombardi Award Watch Lists.
- Started every game at left tackle as a senior.
- First-team Freshman All-America selection by the Football Writers Association and *The Sporting News*.
- First Husker freshman offensive lineman to start in the season opener, just third rookie lineman to earn any start in his first year of competition.
- Played in all 14 games, starting 13 at left tackle...posted second-highest season pancake total in Husker history with 171.
- Redshirted as true freshman.
- Communication studies major.

### PERSONAL:

- Born Richard Dominick Incognito, Jr., in Englewood, NJ.
- Played on both sides of ball, also serving as team's long snapper at Mountain Ridge High in Glendale, Ariz.
- Helped guide team to 8-4 record and first round of state playoffs as senior.
- Earned all-America honors as senior and named to Prep Star's 120-man Dream Team.
- Second team honoree on the *Long Beach Press-Telegram's* Best in the West list and finalist for Arizona Player of the Year Award...also won Brian Murray Award, which goes to the best lineman in state, and Frank Kush Award, representing best offensive lineman in Arizona.
- Single and resides in St. Charles, Mo.

**INCOGNITO'S Games Played-Starts:** (RAMS) 2005 (0-0), 2006 (16-16). **Totals:** (16-16).



**STEVEN JACKSON**  
Running Back

6-2 • 231 • born 7/22/83  
4th year (4th Rams) • D1-2004 (24th)  
Oregon State  
El Dorado H.S. • Las Vegas, Nev.  
Career GP/GS (playoffs): 45/34 (2/0)

39

### TRANSACTIONS:

- 4/24/05 – selected by St. Louis in the first round (24th overall) in 2004 NFL Draft.

**PRO:** Powerful runner...outstanding athlete with ability to catch, run inside or outside...sixth in NFL history in receptions in one season among running backs (90)...fifth in NFL history in single-season yards from scrimmage (2,334)...fourth among Rams' running backs in single-season rushing yards (1,528)...fourth in receiving yards among Rams' running backs in a single season (806)...second among Rams' running backs in receptions in one game (13)...fourth in receiving

yards in one game among Rams' running backs (133).



**2006 SEASON:** Finished season with career high 1,528 yards rushing (third in the NFC, fifth in the NFL) on 346 carries with 13 touchdowns...led all NFL running backs with 90 receptions (fourth in the NFC, seventh in the NFL) for 806 yards and three touchdowns...2,334 yards from scrimmage led the NFL...90 receptions most by a Rams' running back...his 436 offensive touches were the second-most in

Rams' history and 11th in NFL history...1,528-yard rushing total was best since Hall of Famer Eric Dickerson's 1,821-yard season since 1986...earned NFC Offensive Player of the Month honors in December after leading the NFL with seven rushing touchdowns, 849 yards from scrimmage, 169.8 average scrimmage yards, and 10 touchdowns.

- Rushed 22 times for 121 yards in Week 1 vs. Denver 9/10, fifth career 100-yard game.
- Had 22 carries for 103 yards in Week 2 at San Francisco 9/17.
- Passed Dick Hoerner (2,020) for 19th place on the Rams' all-time rushing list in Week 4 vs. Detroit. 10/1
- Made a career-high 13 receptions for a career-high 133 yards in Week 9 vs. Kansas City 11/5, as well as a career-high 219 scrimmage yards and first career 100-yard receiving game...most receptions by a Rams' running back since Marshall Faulk had 14 at Denver 9/8/02.
- Gained 121 yards on 23 carries in Week 12 vs. San Francisco 11/26.
- In Week 13 vs. Arizona 12/3, had 165 yards from scrimmage, third-best output of the season.
- In Week 15 at Oakland 12/17, Jackson rushed for 127 yards on 31 carries and two touchdowns.
- In Week 16, earned NFC Player of the Week Honors vs. Washington 12/24, gaining a season-high 150 yards rushing on a career-high 33 carries with one touchdown, adding six receptions for 102 yards and another touchdown.
- In Week 17 at Minnesota 12/31, rushed for 25 times for 142 yards and three touchdowns, adding two receptions for 24 yards and one touchdown...first time a Ram has had three rushing touchdowns in a game since Marshall Faulk vs. Minnesota 11/30/03.

**2005 SEASON:** Ranked seventh in NFC (14th in NFL) with 1,046 yards on 254 carries and eight touchdowns...first 1,000-yard rushing season.

- Rushed 20 times for 97 yards and two touchdowns vs. New Orleans 11/23, first multiple rushing touchdown game of career.
- Rushed 25 times for career-high 179 yards, including career-long 51-yarder, vs. Jacksonville 11/30.
- 25 carries for 110 yards and one touchdown at Houston 11/27.

**2004 SEASON:** Second on team, third among NFL rookies, with 673 yards on 134 carries with a team-high four rushing touchdowns...performance ranked fourth in Rams' history for rushing for a rookie (Eric Dickerson 1,808; Jerome Bettis 1,429; Ron Waller 716).

- Rushed seven times for 50 yards in NFL debut vs. Arizona 9/12.
- Rushed career-high 26 times for 119 yards vs. San Francisco 12/5, first-career 100-yard performance.
- Rushed 24 times for a career-high 148 yards and one touchdown vs. Philadelphia 12/27...performance marked the sixth best rushing performance by a rookie in team history.

### COLLEGE:

- Ended Oregon State career after three seasons, becoming the first Beaver player in history with eligibility remaining to enter the NFL Draft.
- In 36 games, carried 743 times for 3,625 yards for a 4.9-yard average and 39 touchdowns while adding 680 yards and six touchdowns on 66 catches and 240 yards with a touchdown on seven kickoff returns.
- 4,545 all-purpose yards rank second in school history...ranks second on the school's all-time scoring list with 276 points.
- As a junior ranked 10th in nation in rushing, ninth in all-purpose yardage, and fourth in scoring...carried 350 times for 1,545 yards and 19 touchdowns, adding 44 receptions for 470 yards and three touchdowns...2,015 all-purpose yards set school record.
- As sophomore led Pac-10 in rushing and finished season eighth nationally with 1,690 yards and average of 130.0 yards a game.
- Housing studies major.

### PERSONAL:

- Born Steven Rashad Jackson in Las Vegas, Nev.
- Attended Eldorado High in Las Vegas.
- Selected as first-team prep All-America and No. 1 prep player in Nevada by *Super Prep*

Magazine following senior year.

- Selected by *Las Vegas Sun* to the newspaper's "Super 11" second team.
- All-America pick by *Prep Star*.
- Led state in rushing as senior with 2,764 yards and 34 touchdowns on 386 carries (7.1 average) and caught 14 passes for 263 yards and three touchdowns, giving him 226 points for the season...226 points also was top mark in Nevada for 2000.
- As junior, rushed for 1,212 yards and scored 17 touchdowns to lead Devils to 10-3 record, Northeast Division title, the Sunrise Region championship, and appearance in the 4A State Tournament.
- Named Player of the Year in Nevada and Southern Nevada's Co-Offensive Player of the Year.
- First-team All-Conference (Sunrise Region) pick as senior as well as first-team all-state.
- Finished with 3,976 yards and 51 rushing touchdowns in career, both marks were school records.
- Three-year starter in football, two-year starter in basketball (guard), and was a four-year letterman in track as sprinter.
- Posted 10.6 best at 100 meters as junior.
- His football jersey number (34) was retired by the school.
- Served as spokesman for Susan G. Komen Race in 2006.
- Single and resides in St. Louis.

### JACKSON'S NFL STATISTICS

Year	Team	Rushing						Receiving					
		G-S	Att	Yds	Avg	Lg	TD	No	Yds	Avg	Lg	TD	
2004	RAMS	14-3	134	673	5.0	48	4	19	189	9.9	28	0	
2005	RAMS	15-15	254	1,046	4.1	51	8	43	320	7.4	27	2	
2006	RAMS	16-16	346	1,528	4.4	59t	13	90	806	8.9	64t	3	
<b>Total</b>		<b>45-34</b>	<b>734</b>	<b>3,247</b>	<b>4.4</b>	<b>59t</b>	<b>25</b>	<b>152</b>	<b>1,315</b>	<b>8.6</b>	<b>64t</b>	<b>5</b>	

### POSTSEASON

Year	Team	Rushing						Receiving					
		G-S	Att	Yds	Avg	Lg	TD	No	Yds	Avg	Lg	TD	
2004	RAMS	2-0	19	68	3.6	15	0	3	3	1.0	8	0	
<b>Total</b>		<b>2-0</b>	<b>19</b>	<b>68</b>	<b>3.6</b>	<b>15</b>	<b>0</b>	<b>3</b>	<b>3</b>	<b>1.0</b>	<b>8</b>	<b>0</b>	

**ADDITIONAL CAREER STATISTICS:** Kickoff Returns: 2004 (4 for 79 yards, 23-yard lg); Fumbles-Lost: 1-0 in 2004, 3-3 in 2005.

#### SINGLE GAME HIGHS

Rush - 33 vs. Washington (12/24/06)	Rec - 13 vs. Kansas City (11/5/06)
Playoffs - 10 @ Seattle (1/8/05)	Playoffs - 2 @ Atlanta (1/15/05)
Yards - 179 vs. Jacksonville (10/30/05)	Yards - 133 vs. Kansas City (11/5/06)
Playoffs - 36 @ Seattle (1/8/05)	Playoffs - 5 @ Atlanta (1/15/05)
Lg - 59t @ Minnesota (12/31/06)	Lg - 64t vs. Washington (12/24/06)
Playoffs - 15 @ Atlanta (1/15/05)	Playoffs - 8 @ Atlanta (1/15/05)
TD - 3 @ Minnesota (12/31/06)	TD - 1 (two times), Last vs. Jacksonville (10/30/05)
Playoffs - None	Playoffs - None

### JACKSON'S 100-YARD RUSHING GAMES (10)

Yards	Opponent	Date	Rushes	Avg	Lg	TD
179	W-Jacksonville	10/30/05	25	7.2	51	0
150	W-Washington	12/24/06	33	4.5	21t	1
148	W-Philadelphia	12/27/04	24	6.2	43	1
142	W-@Minnesota	12/31/06	25	5.7	59t	3
127	W-@Oakland	12/17/06	31	4.1	19	2
121	W-Denver	9/10/06	22	5.5	37	0
121	W-San Francisco	11/26/06	23	5.3	36t	1
119	W-San Francisco	12/5/04	26	4.6	13	0
110	W-@Houston	11/27/05	25	4.4	19	1
103	L-@San Francisco	9/17/06	22	4.7	14	0

JACKSON'S GAME-BY-GAME STATS

2006 ST. LOUIS RAMS

Game	W/L	P/S	Rushing			Receiving						
			No	Yds	Avg	Lg	TD	No	Yds	Avg	Lg	TD
DEN 9/10	W	1/1	22	121	5.5	37	0	4	19	4.8	10	0
@SF 9/17	L	1/1	22	103	4.7	14	0	2	21	10.5	19	0
@ARI 9/24	W	1/1	24	62	2.6	15	0	3	59	19.7	26	0
DET 10/1	W	1/1	22	81	3.7	27	1	6	65	10.8	22	0
@GB 10/8	W	1/1	23	98	4.3	14	0	3	20	6.7	7	0
SEA 10/15	L	1/1	20	56	2.8	9	1	7	40	5.7	8	0
@SD 10/29	L	1/1	18	84	4.7	12	1	3	55	18.3	28	0
KC 11/5	L	1/1	19	86	4.5	22	1	13	133	10.2	20	0
@SEA 11/12	L	1/1	18	93	5.2	30	1	6	40	6.7	12	0
@CAR 11/19	L	1/1	7	27	3.9	8	0	7	30	4.3	15	0
SF 11/26	W	1/1	23	121	5.3	36	1	9	71	7.9	14	0
ARI 12/3	L	1/1	21	96	4.6	19	0	9	69	7.7	16	0
CHI 12/11	L	1/1	18	81	4.5	21	1	10	58	5.8	14	1
@OAK 12/17	W	1/1	31	127	4.1	19	2	0	0	0.0	0	0
WAS 12/24	W	1/1	33	150	4.5	21	1	6	102	17.0	64	1
@MIN 12/31	W	1/1	25	142	5.7	59	3	2	24	12.0	14	1
TOTALS	8-8	16/16	346	1,528	4.4	59	13	90	806	8.9	64	3

2005 ST. LOUIS RAMS

Game	W/L	P/S	Rushing			Receiving						
			No	Yds	Avg	Lg	TD	No	Yds	Avg	Lg	TD
@SF 9/11	L	1/1	19	60	3.2	15	0	3	13	4.3	13	0
@ARI 9/18	W	1/1	18	93	5.2	24	1	2	16	8.0	10	0
TEN 9/25	W	1/1	12	48	4.0	19	0	1	6	6.0	6	0
@NYG 10/2	L	1/1	10	17	1.7	11	1	5	42	8.4	13	1
SEA 10/9	L	1/1	17	77	4.5	16	1	6	62	10.3	27	0
@IND 10/17	L	1/1	17	88	5.2	21	1	5	39	7.8	12	0
10/23	W	1/1	20	97	4.9	43	2	2	19	9.5	11	0
JAX 10/30	W	1/1	25	179	7.2	51	0	2	21	10.5	19	1
@SEA 11/13	L	1/1	17	70	4.1	18	0	5	45	9.0	18	0
ARI 11/20	L	1/1	12	6	0.5	6	0	3	16	5.3	9	0
@HOU 11/27	W	1/1	25	110	4.4	19	1	2	2	1.0	1	0
WAS 12/4	L	1/1	11	24	2.2	9	0	4	18	4.5	6	0
@MIN 12/11	L	1/1	19	67	3.5	8	0	0	0	0.0	0	0
PHI 12/18	L	1/1	16	82	5.1	20	0	0	0	0.0	0	0
12/24	L	1/1	16	28	1.8	7	1	3	21	7.0	8	0
@DAL 1/1	W	Inactive										
TOTALS	6-10	15/15	254	1,046	4.1	51	8	43	320	7.4	27	2

2004 ST. LOUIS RAMS

Game	W/L	P/S	Rushing			Receiving						
			No	Yds	Avg	Lg	TD	No	Yds	Avg	Lg	TD
ARI 9/12	W	1/0	7	50	7.1	14	0	0	0.0	0	0	0
@ATL 9/19	L	1/0	3	10	3.3	7	0	0	0.0	0	0	0
NO 9/26	L	1/0	2	15	7.5	13	0	0	0.0	0	0	0
@SF 10/3	W	1/0	10	46	4.6	24	1	1	2	2.0	2	0
@SEA 10/10	W	1/0	5	64	12.8	48	0	2	11	5.5	14	0
TB 10/18	W	1/0	13	48	3.7	9	0	3	30	10.0	28	0
@MIA 10/24	L	1/0	6	27	4.5	7	0	2	18	9.0	11	0
NE 11/7	L	1/0	3	1	0.3	1	0	0	0.0	0	0	0
SEA 11/14	W	1/1	10	47	4.7	12	1	1	9	9.0	9	0
@BUF 11/21	L	1/0	7	29	4.1	10	0	1	3	3.0	3	0
@GB 11/29	L	1/1	8	40	5.0	11	0	2	35	17.5	21	0
SF 12/5	W	1/1	26	119	4.6	13	0	3	30	10.0	21	0
@CAR 12/12	L	Inactive										
@ARI 12/19	L	Did Not Play										
PHI 12/27	W	1/0	24	148	6.2	43	1	0	0	0.0	0	0
NYJ 1/2	W	1/0	10	29	2.9	20	1	4	51	12.8	22	0
TOTALS	W	14/3	134	673	5.0	48	4	19	189	9.9	28	0

2004 ST. LOUIS RAMS

Game	W/L	P/S	Rushing			Receiving						
			No	Yds	Avg	Lg	TD	No	Yds	Avg	Lg	TD
@SEA 1/8	W	1/0	10	36	3.6	9	0	1	-2	-2.0	-2	0
@ATL 1/15	L	1/0	9	32	3.6	15	0	2	5	2.5	8	0
TOTALS	1-1	2/0	19	68	3.6	15	0	3	3	1.0	8	0



**TODD JOHNSON**

Safety

6-1 • 202 • born 12/18/78  
 5th year (1st Rams) • UFA(CHI)-2007  
 Florida  
 Riverview H.S. • Sarasota, Fla.  
 Career GP/GS (playoffs): 42/18 (4/0)



**TRANSACTIONS:**

- 3/12/07 – signed four-year contract with Rams as unrestricted free agent.
- 9/10/03 – placed on reserve/injured list.
- 4/27/03 – selected by Chicago in fourth round (100th overall) in 2003 NFL Draft.

**PRO:** Reliable reserve safety and special teams standout...missed rookie season with broken jaw.

**2006 SEASON:** Six starts was second-best in career.

- Team-high three special teams tackles in Week 4 vs. Seattle 10/1.
- Career-high 12 tackles (six solo) in Week 11 at New York Jets 11/19.

**2005 SEASON:** Career-high 16 special teams tackles ranked fourth on team.

- 10 tackles (five solo) and one special teams tackle in season opener at Washington 9/11.
- 10 tackles (seven solo) with two passes defended in start at Pittsburgh 12/11.

- Career-high four special teams tackles at Green Bay 12/25.

**2004 SEASON:** Career-highs in many categories – games (16), starts (10), tackles (72), passes defended (four), and fumble recoveries (one).

- Led team with three special teams tackles at Green Bay 9/19.
- First career start at Minnesota 9/26, making seven solo tackles.
- 11 tackles (career-high 10 solo) and fumble recovery at Tampa Bay 10/24.
- 10 tackles (four solo) and one pass defended vs. Indianapolis 11/22.

**2003 SEASON:** Broke jaw in preseason debut vs. Indianapolis 8/9 in Champaign, Ill...inactive for season opener at San Francisco 9/7 before being placed on reserve/injured list 9/10.

**COLLEGE:**

- Started 33 of 49 career games for Gators, earning All-Southeastern Conference in final three seasons at Florida.
- Totaled 284 tackles (187 solo), nine interceptions, 15 passes defended, and four blocked kicks.
- Second-team All-SEC as senior, starting all 13 games, notching 88 tackles and two interceptions.
- Started all 11 games as junior, tallying 72 tackles, three passes defended, and two interceptions.
- First-team All-SEC selection as sophomore, starting all 13 games, making career-high 102 tackles, five interceptions, three passes defended, one forced fumble, and four fumble recoveries, including one returned 76 yards for a touchdown.
- 24 tackles, four passes defended, one forced fumble, and one fumble recovery as redshirt freshman.
- Physical education teaching major.

**PERSONAL:**

- Born Todd Edward Johnson.
- All-America honors from several publications as senior at Riverview High in Sarasota after making 91 tackles and six interceptions.
- First-team All-State (6A) honors as senior, also earning Defensive Player of the Year honors by the *Sarasota Herald-Tribune*, adding honorable mention All-America accolades from *USA Today*.
- First-team All-State in track as junior.

**TO. JOHNSON'S NFL STATISTICS**

Year	Team	G-S	Tackles				Interceptions					Fumbles				
			Total	Solo	Asst	Sk	Yds	Int	Yds	Lg	TD	PD	FF	FR	Yds	
2003	Chicago		Reserve/Injured													
2004	Chicago	16-10	72	53	19	0.0	0.0	0	0	0	0	4	0	1	0	
2005	Chicago	14-2	34	21	13	0.0	0.0	0	0	0	2	0	0	0		
2006	Chicago	12-6	34	19	15	0.0	0.0	0	0	0	1	1	0	0		
<b>Total</b>		<b>42-18</b>	<b>140</b>	<b>93</b>	<b>47</b>	<b>0.0</b>	<b>0.0</b>	<b>0</b>	<b>0</b>	<b>0</b>	<b>7</b>	<b>1</b>	<b>1</b>	<b>0</b>		

**POSTSEASON**

Year	Team	G-S	Tackles				Interceptions					Fumbles		
			Total	Solo	Asst	Sk	Yds	Int	Yds	Lg	TD	PD	FF	FR
2005	Chicago	1-0	4	3	1	0.0	0.0	0	0	0	0	0	0	0
2006	Chicago	3-0	1	1	0	0.0	0.0	0	0	0	0	0	0	0
<b>Total</b>		<b>4-0</b>	<b>5</b>	<b>4</b>	<b>1</b>	<b>0.0</b>	<b>0.0</b>	<b>0</b>	<b>0</b>	<b>0</b>	<b>0</b>	<b>0</b>	<b>0</b>	<b>0</b>

**ADDITIONAL CAREER STATISTICS:** Special Teams Tackles: 2004 (10), 2005 (16), 2006 (10), 2006 Postseason (2).

**SINGLE GAME HIGHS**

- Total Tackles – 12 @ New York Jets (11/19/06)
- Playoffs – 4 vs. Carolina (1/15/06)
- Solo Tackles – 10 @ Tampa Bay (10/24/04)
- Playoffs – 3 vs. Carolina (1/15/06)
- Passes Defended – 2 (two times), Last @ Pittsburgh (12/11/05)
- Playoffs – None
- Special Teams Tackles – 4 @ Green Bay (12/25/05)
- Playoffs – 2 vs. Indianapolis (2/4/07), Super Bowl XLI

TO. JOHNSON'S GAME-BY-GAME STATS

2006 CHICAGO BEARS

Game	W/L	P/S	T	S	A	Sk	Yds	Int	Yds	Lg	TD	PD	FF	FR	Yds
@GB 9/10	W	1/1	2	1	1	0.0	0.0	0	0	0	0	0	0	0	0
DET 9/17	W	1/0	0	0	0	0.0	0.0	0	0	0	0	0	0	0	0
@MIN 9/24	W	1/0	0	0	0	0.0	0.0	0	0	0	0	0	0	0	0
SEA 10/1	W	1/0	0	0	0	0.0	0.0	0	0	0	0	0	0	0	0
BUF 10/8	W	1/0	3	2	1	0.0	0.0	0	0	0	0	0	0	0	0
@ARI 10/16	W	1/0	4	2	2	0.0	0.0	0	0	0	1	0	0	0	0
SF 10/29	W	1/1	5	4	1	0.0	0.0	0	0	0	1	0	0	0	0
MIA 11/5	L	1/1	5	2	3	0.0	0.0	0	0	0	0	0	0	0	0
@NYJ 11/2	W	1/1	1	0	1	0.0	0.0	0	0	0	0	0	0	0	0
@NYJ 11/19	W	1/1	12	6	6	0.0	0.0	0	0	0	0	0	0	0	0
@NE 11/26	L	1/1	1	1	0	0.0	0.0	0	0	0	0	0	0	0	0
MIN 12/3	W	Inactive													
@STL 12/11	W	Inactive													
TB 12/17	W	Inactive													
@DET 12/24	W	1/0	1	1	0	0.0	0.0	0	0	0	0	0	0	0	0
GB 12/31	L	Inactive													
TOTALS			13-3	12/6	34	19	0.0	0.0	0	0	0	1	1	0	0

POSTSEASON

Game	W/L	P/S	T	S	A	Sk	Yds	Int	Yds	Lg	TD	PD	FF	FR	Yds
SEA 1/14	W	1/0	1	1	0	0.0	0.0	0	0	0	0	0	0	0	0
NO 1/21	W	1/0	0	0	0	0.0	0.0	0	0	0	0	0	0	0	0
IND 2/4	L	1/0	0	0	0	0.0	0.0	0	0	0	0	0	0	0	0
TOTALS			2-1	3/0	1	1	0.0	0.0	0	0	0	0	0	0	0

2004 CHICAGO BEARS

Game	W/L	P/S	T	S	A	Sk	Yds	Int	Yds	Lg	TD	PD	FF	FR	Yds
DET 9/12	L	1/0	0	0	0	0.0	0.0	0	0	0	0	0	0	0	0
@GB 9/19	W	1/0	1	1	0	0.0	0.0	0	0	0	0	0	0	0	0
@MIN 9/26	L	1/1	7	7	0	0.0	0.0	0	0	0	0	0	0	0	0
PHI 10/3	L	1/1	5	4	1	0.0	0.0	0	0	0	0	0	0	0	0
WAS 10/17	L	1/1	9	6	3	0.0	0.0	0	0	0	0	0	0	0	0
@TB 10/24	L	1/1	11	10	1	0.0	0.0	0	0	0	0	1	0	0	0
SF 10/31	W	1/1	2	1	1	0.0	0.0	0	0	0	0	0	0	0	0
@NYG 11/7	W	1/1	8	5	3	0.0	0.0	0	0	0	2	0	0	0	0
@TEN 11/14	W	1/1	4	3	1	0.0	0.0	0	0	0	0	0	0	0	0
IND 11/21	L	1/1	10	4	6	0.0	0.0	0	0	0	1	0	0	0	0
@DAL 11/25	L	1/1	8	6	2	0.0	0.0	0	0	0	0	0	0	0	0
MIN 12/5	W	1/0	0	0	0	0.0	0.0	0	0	0	0	0	0	0	0
@JAX 12/12	L	1/0	0	0	0	0.0	0.0	0	0	0	0	0	0	0	0
HOU 12/19	L	1/0	0	0	0	0.0	0.0	0	0	0	0	0	0	0	0
@DET 12/26	L	1/0	0	0	0	0.0	0.0	0	0	0	1	0	0	0	0
GB 1/2	L	1/1	7	6	1	0.0	0.0	0	0	0	0	0	0	0	0
TOTALS			5-11	16/10	72	53	19	0.0	0.0	0	0	0	4	0	1

2005 CHICAGO BEARS

Game	W/L	P/S	T	S	A	Sk	Yds	Int	Yds	Lg	TD	PD	FF	FR	Yds
@WAS 9/11	L	1/0	10	5	5	0.0	0.0	0	0	0	0	0	0	0	0
DET 9/18	W	1/0	1	0	1	0.0	0.0	0	0	0	0	0	0	0	0
CIN 9/25	L	1/0	2	0	2	0.0	0.0	0	0	0	0	0	0	0	0
@CLE 10/9	L	1/1	3	2	1	0.0	0.0	0	0	0	0	0	0	0	0
MIN 10/16	W	1/0	1	1	0	0.0	0.0	0	0	0	0	0	0	0	0
BAL 10/23	W	1/0	0	0	0	0.0	0.0	0	0	0	0	0	0	0	0
@DET 10/30	W	1/0	0	0	0	0.0	0.0	0	0	0	0	0	0	0	0
@NO 11/6	W	1/0	2	2	0	0.0	0.0	0	0	0	0	0	0	0	0
SF 11/13	W	Inactive													
CAR 11/20	W	1/0	0	0	0	0.0	0.0	0	0	0	0	0	0	0	0
@TB 11/27	W	1/0	0	0	0	0.0	0.0	0	0	0	0	0	0	0	0
GB 12/4	W	1/0	0	0	0	0.0	0.0	0	0	0	0	0	0	0	0
@PTL 12/11	L	1/1	10	7	3	0.0	0.0	0	0	0	0	2	0	0	0
ATL 12/18	W	Inactive													
@GB 12/25	W	1/0	0	0	0	0.0	0.0	0	0	0	0	0	0	0	0
@MIN 1/1	L	1/0	5	4	1	0.0	0.0	0	0	0	0	0	0	0	0
TOTALS			11-5	14/2	34	21	13	0.0	0.0	0	0	0	2	0	0

POSTSEASON


Game	W/L	P/S	T	S	A	Sk	Yds	Int	Yds	Lg	TD	PD	FF	FR	Yds
CAR 1/15	L	1/0	4	3	1	0.0	0.0	0	0	0	0	0	0	0	0
TOTALS			0-1	1/0	4	3	1	0.0	0.0	0	0	0	0	0	0

2003 CHICAGO BEARS

Game	W/L	P/S	T	S	A	Sk	Yds	Int	Yds	Lg	TD	PD	FF	FR	Yds
@SF 9/7	L	Inactive													
@MIN 9/14	L	Inactive													
GB 9/29	L	Placed on reserve/injured list 9/10													
OK 10/5	W														
@NO 10/12	L														
@SEA 10/19	L														
DET 10/25	W														
SD 11/2	W														
@DET 11/9	L														
STL 11/16	L														
@DEN 11/23	W														
ARI 11/30	W														
@GB 12/7	L														
MIN 12/14	W														
WAS 12/21	W														
@KC 12/28	L														
TOTALS			7-9												



**TREVOR JOHNSON**  
*Defensive End*



6-4 • 270 • born 2/26/81  
 4th year (1st Rams) • W(NO)-2007  
 Nebraska  
 Lincoln Northeast H.S. • Lincoln, Neb.  
 Career GP/GS (playoffs): 26/0 (2/0)

TRANSACTIONS:

- 2/5/07 - claimed off waivers by Rams from New Orleans.
- 11/29/06 - signed as a free agent by New Orleans.
- 4/25/04 - selected in seventh round (234th overall) by New York Jets in 2004 NFL Draft.

**PRO:** Joined Rams 2/5/07 on waiver claim from New Orleans...has played in 26 regular season games and two playoff contests over career...totaled 38 tackles in career...originally selected by New York Jets in seventh round (234th overall) in 2004 NFL Draft.

**2006 SEASON:** Split time with New York Jets and New Orleans...inactive for first three games of season with New York before being waived 9/26...Signed as free agent by New Orleans 11/29...inactive for one game at Dallas 12/10...played in season finale vs. Carolina 12/31...totaled four tackles.

**2005 SEASON:** Played in nine games...saw action on special teams and defense...totaled 10 tackles.

- Tallied career-high six tackles at Denver 11/20.

**2004 SEASON:** Played in all 16 regular season games and two playoff contests in rookie season for New York Jets...registered 15 tackles (eight solo).

- Made NFL debut vs. Cincinnati 9/12...posted one tackle on defense and saw action on special teams.
- Posted then career-high five tackles vs. New England 12/26.

**COLLEGE:**

- Played in 16 career games with 22 starts for the Huskers...tallied 131 tackles with 7.5 sacks, three fumble recoveries, one forced fumble and four passes defended.
- Academic All-America and Academic All-Big 12 Conference selections as a senior...made 68 tackles, 4.0 sacks, three passes defended, two forced fumbles and one blocked punt as a senior.
- Started nine games between right defensive end and left defensive end as a junior...finished season with 54 tackles and 3.5 sacks.
- Switched to rush end from tight end as a sophomore more...played in all 12 games.
- Played in 10 games as a backup tight end during freshman year.

**PERSONAL:**

- Played tight end and defensive end at Lincoln Northeast High in Lincoln, Neb.
- Named Nebraska Athlete of the Year and Nebraska Defensive Player of the Year as a senior.
- Earned Super-State honors as a tight end from *Lincoln Journal Star* and All-Nebraska first-team defensive honors from *Omaha World-Herald*.
- Missed most of junior season with broken leg, but returned for senior year, catching 42 passes for 736 yards and 10 touchdowns.
- Won state championship in discus.
- Trevor's father is a member of the Nebraska University Wrestling Hall of Fame after serving as a three-time captain and earning four letters for the Huskers.
- Majored in finance.

**TR. JOHNSON'S NFL STATISTICS**

Year	Team	G-S	Tackles				Interceptions					Fumbles					
			Total	Solo	Asst	Sk	Yds	Int	Yds	Lg	TD	PD	FF	FR	Yds		
2004	New York Jets	16-0	15	8	7	0.0	0.0	0	0	0	0	0	0	0	0	0	0
2005	New York Jets	9-0	19	9	10	0.0	0.0	0	0	0	0	0	0	0	0	0	0
2006	NYJ/New Orleans	1-0	4	3	1	0.0	0.0	0	0	0	0	0	0	0	0	0	0
<b>Total</b>		<b>26-0</b>	<b>38</b>	<b>20</b>	<b>18</b>	<b>0.0</b>	<b>0.0</b>	<b>0</b>	<b>0</b>	<b>0</b>	<b>0</b>	<b>0</b>	<b>0</b>	<b>0</b>	<b>0</b>	<b>0</b>	<b>0</b>

**POSTSEASON**

Year	Team	G-S	Tackles				Interceptions					Fumbles					
			Total	Solo	Asst	Sk	Yds	Int	Yds	Lg	TD	PD	FF	FR	Yds		
2004	New York Jets	2-0	3	3	0	0.0	0.0	0	0	0	0	0	0	0	0	0	0
<b>Total</b>		<b>2-0</b>	<b>3</b>	<b>3</b>	<b>0</b>	<b>0.0</b>	<b>0.0</b>	<b>0</b>	<b>0</b>	<b>0</b>	<b>0</b>	<b>0</b>	<b>0</b>	<b>0</b>	<b>0</b>	<b>0</b>	<b>0</b>

**SINGLE GAME HIGHS**

- Total Tackles - 6 @ Denver (11/20/05)
- Playoffs - 3 @ Pittsburgh (1/15/05)
- Solo Tackles - 3 (two times), Last vs. Carolina (12/31/06)
- Playoffs - 3 @ Pittsburgh (1/15/05)
- Sacks - none
- Playoffs - none

**TR. JOHNSON'S GAME-BY-GAME STATS**

**2006 NEW YORK JETS**

Game	W/L	P/S	T	S	A	Sk	Yds	Int	Yds	Lg	TD	PD	FF	FR	Yds	
@TEN 9/10	W	Inactive														
NE 9/17	L	Inactive														
@BUF 9/24	W	Inactive														
Waived by New York Jets 9/27																
<b>TOTALS</b>	<b>2-1</b>	<b>0/0</b>	<b>0</b>	<b>0</b>	<b>0</b>	<b>0.0</b>	<b>0.0</b>	<b>0</b>	<b>0</b>	<b>0</b>	<b>0</b>	<b>0</b>	<b>0</b>	<b>0</b>	<b>0</b>	

**2006 NEW ORLEANS SAINTS**

Game	W/L	P/S	T	S	A	Sk	Yds	Int	Yds	Lg	TD	PD	FF	FR	Yds
Signed by New Orleans 12/6															
@DAL 12/10	W	Inactive													
Waived by New Orleans 12/13															
Signed by New Orleans 12/27															
CAR 12/31	L	1/0	4	3	1	0.0	0.0	0	0	0	0	0	0	0	0
<b>TOTALS</b>	<b>1-1</b>	<b>1/0</b>	<b>4</b>	<b>3</b>	<b>1</b>	<b>0.0</b>	<b>0.0</b>	<b>0</b>	<b>0</b>	<b>0</b>	<b>0</b>	<b>0</b>	<b>0</b>	<b>0</b>	<b>0</b>

**2005 NEW YORK JETS**

Game	W/L	P/S	T	S	A	Sk	Yds	Int	Yds	Lg	TD	PD	FF	FR	Yds
@KC 9/11	L	1/0	0	0	0	0.0	0.0	0	0	0	0	0	0	0	0
MI 9/18	W	Inactive													
JAX 9/25	L	Inactive													
@W 10/2	L	Inactive													
TB 10/9	W	Inactive													
@BUF 10/16	L	Inactive													
@ATL 10/24	L	Inactive													
SD 11/6	L	Inactive													
@CR 11/13	L	1/0	0	0	0	0.0	0.0	0	0	0	0	0	0	0	0
@DEN 11/20	L	1/0	6	2	4	0.0	0.0	0	0	0	0	0	0	0	0
NO 11/27	L	1/0	1	1	0	0.0	0.0	0	0	0	0	0	0	0	0
@NE 12/4	L	1/0	0	0	0	0.0	0.0	0	0	0	0	0	0	0	0
@NE 12/11	W	1/0	0	0	0	0.0	0.0	0	0	0	0	0	0	0	0
@OK 12/11	W	1/0	0	0	0	0.0	0.0	0	0	0	0	0	0	0	0
@MIA 12/18	L	1/0	0	0	0	0.0	0.0	0	0	0	0	0	0	0	0
NE 12/26	L	1/0	2	1	1	0.0	0.0	0	0	0	0	0	0	0	0
BUF 1/1	W	1/0	1	1	0	0.0	0.0	0	0	0	0	0	0	0	0
<b>TOTALS</b>	<b>+12</b>	<b>16/0</b>	<b>10</b>	<b>5</b>	<b>5</b>	<b>0.0</b>	<b>0.0</b>	<b>0</b>	<b>0</b>	<b>0</b>	<b>0</b>	<b>0</b>	<b>0</b>	<b>0</b>	<b>0</b>

**TR. JOHNSON'S GAME-BY-GAME STATS (Cont.)**

**2005 NEW YORK JETS**

Game	W/L	P/S	T	S	A	Sk	Yds	Int	Yds	Lg	TD	PD	FF	FR	Yds
CHI 9/12	W	1/0	1	1	0	0.0	0.0	0	0	0	0	0	0	0	0
@SD 9/19	W	1/0	0	0	0	0.0	0.0	0	0	0	0	0	0	0	0
@MIA 10/3	W	1/0	0	0	0	0.0	0.0	0	0	0	0	0	0	0	0
BUF 10/10	W	1/0	0	0	0	0.0	0.0	0	0	0	0	0	0	0	0
SF 10/17	W	1/0	0	0	0	0.0	0.0	0	0	0	0	0	0	0	0
@NE 10/24	L	1/0	0	0	0	0.0	0.0	0	0	0	0	0	0	0	0
MIA 11/1	W	1/0	0	0	0	0.0	0.0	0	0	0	0	0	0	0	0
@BUF 11/7	L	1/0	0	0	0	0.0	0.0	0	0	0	0	0	0	0	0
BAL 11/14	L	1/0	4	2	2	0.0	0.0	0	0	0	0	0	0	0	0
@CLE 11/21	W	1/0	0	0	0	0.0	0.0	0	0	0	0	0	0	0	0
@ARI 11/28	W	1/0	0	0	0	0.0	0.0	0	0	0	0	0	0	0	0
HOU 12/5	W	1/0	2	2	0	0.0	0.0	0	0	0	0	0	0	0	0
@PT 12/12	L	1/0	1	0	1	0.0	0.0	0	0	0	0	0	0	0	0
SEA 12/19	W	1/0	1	0	1	0.0	0.0	0	0	0	0	0	0	0	0
NE 12/26	L	1/0	5	3	2	0.0	0.0	0	0	0	0	0	0	0	0
@STL 1/2	L	1/0	1	0	1	0.0	0.0	0	0	0	0	0	0	0	0
<b>TOTALS</b>			10/6	16/0	15	8	7	0.0	0.0	0	0	0	0	0	0

**2005 NEW YORK JETS**

Game	W/L	P/S	T	S	A	Sk	Yds	Int	Yds	Lg	TD	PD	FF	FR	Yds
@SD 1/8	W	1/0	0	0	0	0.0	0.0	0	0	0	0	0	0	0	0
@PT 1/15	L	1/0	3	3	0	0.0	0.0	0	0	0	0	0	0	0	0
<b>TOTALS</b>			1-1	2/0	3	3	0	0.0	0.0	0	0	0	0	0	0



**DONNIE JONES**

*Punter*

6-3 • 222 • born 7/5/80

4th year (1st Rams) • RFA(MIA)-2007

LSU

Catholic H.S. • Baton Rouge, La.  
Career GP/GS (playoffs): 39/0 (2/0)



**TRANSACTIONS:**

- 4/25/07 – signed as a restricted free agent by St. Louis.
- 9/10/05 – signed to active roster by Miami.
- 9/5/05 – signed to practice squad by Miami.
- 7/25/05 – claimed off of waivers by Miami.
- 11/25/04 – signed to practice squad by Seattle.
- 10/30/04 – signed to active roster from practice squad by Seattle.
- 10/27/04 – signed to practice squad by Seattle.
- 10/23/04 – signed to active roster from practice squad by Seattle.
- 10/21/04 – signed to practice squad by Seattle.
- 10/15/04 – signed to active roster from practice squad by Seattle.
- 9/7/04 – signed to practice squad by Seattle.
- 4/25/04 – selected in the seventh round (224th overall) by Seattle in the 2004 NFL Draft.

**PRO:** Left-footed punter joined Rams in 2007 as a restricted free agent from Miami...has played in 38 games over three-year career...totaled 199 punts for 8,455 yards for a 42.5-yard gross average and a 36.8-yard net average...has placed 65 punts inside the 20 and has career-long of 64 yards...31 punts inside the 20 in 2005 ranked second in the NFL and first in Miami Dolphins history...originally selected by Seattle in the seventh round (224th overall) in the 2004 NFL Draft.

**2006 SEASON:** Played in all 16 games for the Dolphins...punted 85 times for 3,640 yards for a 42.8-yard average and 35.7-yard net average with a career-long 64-yard punt...placed 28 punts inside the 20.

- Produced career-high 52.7-yard average on six punts for 316 yards with two punts inside the 20 and a long of 61 yards in Week 3 vs. Tennessee 9/24.
- Punted season-high eight times for 46.1-yard average with 39.8-yard net average in Week 15 at Buffalo 12/17.
- Totaled career-high 10 punts for 427 yards with a long of 52 yards and two punts inside the 20 in Week 16 vs. New York Jets 12/25.

**2005 SEASON:** Played in all 16 games in his first season with the Dolphins...hit 88 punts for a 43.5-yard average, and NFL-leading and Dolphins single-season record net average of 39.3 yards...31 punts inside the 20 ranked second in the AFC and was a Dolphins' single-season record...also handled the placement duties during season.

- Produced four-game stretch, beginning vs. Carolina 9/25 and ending vs. Kansas City 10/21, in which he had a net average of 40.0 yards or better.
- Punted eight times for a 45.9-yard average with a net of 43.5 yards and connected on a 60-yard punt for the first time in his career vs. Kansas City 10/21.
- Averaged 51.3 yards on four punts and produced season-high 47.0-yard net average, with three punts inside the 20 at Oakland 11/27.
- Totaled a then career-high nine punts and hit career-long 63-yard punt vs. Tennessee 12/24.

**2004 SEASON:** Played in seven games with Seahawks in between stints on the practice squad...shared Seahawks punting duties along with Tom Rouen and Ken Walter...punted 26 times for a 38.0 average with a net of 32.2, six punts inside the 20 and two touchbacks.

- Established a season long 51-yard punt vs. Carolina 10/31.
- Punted three times for a 49.3-yard gross average and a net of 42.7 yards at St. Louis 11/14.

**COLLEGE:**

- Played in 49 games during four-year career at LSU.
- Set school records with 233 punts for 9,798 yards.
- 42.0 yard punting average ranks second in school history.
- Placed 69 punts inside the 20 for the Tigers during career.
- Hit school-record 86-yard punt his junior year against Kentucky.
- Majored in finance.

**PERSONAL:**

- Born Donald Scott Jones, Jr. in Baton Rouge, La.
- All-State and All-District as a senior at Catholic High School...averaged 43.4 yards on team that reached Class 5A semifinals.
- Developed Donnie Jones "Last Play Foundation," to help young people achieve their full potential.
- Married to Aubrie.

**JONES' NFL STATISTICS**  
Punting

Year	Team	G	No	Yds	Avg	Opp Ret	Yds	Net	TB	I20	Lg	Blk
2004	Seattle	6	26	988	38.0	11	79	32.2	2	6	51	1
2005	Miami	16	88	3,827	43.5	46	227	39.3	7	31	63	0
2006	Miami	16	85	3,640	42.8	49	367	35.7	10	28	64	1
<b>Total</b>		<b>38</b>	<b>199</b>	<b>8,455</b>	<b>42.5</b>	<b>106</b>	<b>673</b>	<b>36.8</b>	<b>19</b>	<b>65</b>	<b>64</b>	<b>2</b>

**SINGLE GAME HIGHS**

- Punts - 10 @ vs. New York Jets (12/25/06)  
Playoffs - none
- Yards - 427 vs. New York Jets (12/25/06)  
Playoffs - none
- Avg - 52.7 vs. Tennessee (9/24/06)  
Playoffs - none
- Lg - 64 @ Buffalo (12/17/06)  
Playoffs - none
- In 20 - 4 vs. Buffalo (12/4/05)  
Playoffs - none

JONES' GAME-BY-GAME STATS

2006 MIAMI DOLPHINS

Game	W/L	No	Yds	Avg	Ret	Yds	Net	TB	I20	Lg	Blk
PIT 9/7	L	6	220	36.7	3	5	35.8	0	3	58	0
BUF 9/17	L	6	283	47.2	5	72	30.1	0	1	60	1
TEN 9/24	W	6	316	52.7	4	31	40.8	2	2	61	0
@HOU 10/1	L	5	216	43.2	3	20	35.2	1	1	55	0
@NE 10/8	L	3	125	41.7	3	32	31.0	0	1	49	0
@NYJ 10/15	L	3	121	40.3	2	6	38.3	0	1	44	0
GB 10/22	L	4	158	39.5	3	24	33.5	0	2	45	0
@CHI 11/5	W	6	261	43.5	2	11	38.3	1	3	51	0
KC 11/12	W	6	224	37.3	3	15	31.5	1	2	47	0
MIN 11/19	W	6	256	42.7	6	68	31.3	0	1	50	0
@DET 11/23	W	5	213	42.6	1	-2	39.0	1	2	48	0
JAX 12/3	L	3	123	41.0	1	-2	41.7	0	2	44	0
NE 12/10	W	6	247	41.2	2	21	34.3	1	3	54	0
@BUF 12/17	L	8	369	46.1	31	318	39.8	1	2	64	0
NYJ 12/25	L	10	427	42.7	6	27	36.0	2	2	52	0
@IND 12/31	L	2	81	40.5	1	8	36.5	0	0	44	0
TOTALS	6-10	85	3,640	42.8	49	367	35.7	10	28	64	1

2005 MIAMI DOLPHINS

Game	W/L	No	Yds	Avg	Ret	Yds	Net	TB	I20	Lg	Blk
DEN 9/11	W	3	142	47.3	1	13	36.3	1	0	49	0
@NYJ 9/18	L	7	284	40.6	3	12	38.9	0	3	56	0
CAR 9/25	W	6	268	44.7	3	17	41.8	0	3	55	0
@BUF 10/9	L	3	122	40.7	2	1	40.3	0	1	51	0
@TB 10/16	L	5	225	45.0	3	20	41.0	0	1	51	0
KC 10/21	L	8	367	45.9	5	19	43.5	0	1	60	0
@NO 10/30	W	4	184	46.0	0	0	36.0	2	1	59	0
ATL 11/6	L	6	261	43.5	2	1	43.3	0	3	54	0
NE 11/13	L	6	272	45.3	3	0	42.0	1	2	58	0
@CLE 11/20	L	6	266	44.3	2	47	29.0	2	1	60	0
@OAK 11/27	W	4	205	51.3	2	17	47.0	0	3	54	0
BUF 12/4	W	3	155	36.4	5	35	31.4	0	4	52	0
@SD 12/11	W	3	125	41.7	2	1	34.7	1	0	45	0
NYJ 12/18	W	7	296	42.3	4	13	40.4	0	2	52	0
TEN 12/24	W	9	400	44.4	8	25	41.7	0	3	63	0
@NE 1/1	W	4	155	38.8	1	6	37.3	0	3	42	0
TOTALS	9-7	88	3,827	43.5	46	227	39.3	7	31	63	0

2004 MIAMI DOLPHINS

Game	W/L	No	Yds	Avg	Ret	Yds	Net	TB	I20	Lg	Blk
Signed to practice squad 9/7; signed to active roster 10/16											
@NE 10/17	L	3	114	38.0	2	15	33.0	0	0	42	0
Signed to practice squad 10/21; signed to active roster 10/23											
@ARI 10/24	L	6	243	40.5	2	-2	32.1	1	2	51	1
Signed to practice squad 10/27; signed to active roster 10/30											
CAR 10/31	W	1	50	50.0	0	0	50.0	0	0	50	0
@SF 11/7	W	5	179	35.8	4	33	29.2	0	2	44	0
@STL 11/14	L	3	148	49.3	0	0	42.7	1	1	51	0
MIA 11/21	W	8	254	31.8	3	33	27.6	0	1	47	0
Signed to practice squad 11/25											
TOTALS	3-3	26	988	38.0	11	79	32.2	2	6	51	1



**JOE KLOPFENSTEIN**  
Tight End



6-5 • 262 • born 11/9/83  
2nd year (2nd Rams) • D2-2006 (46th)  
Colorado  
Grandview H.S. • Aurora, Colo.  
Career GP/GS (playoffs): 16/16 (2/0)

**TRANSACTIONS:**

• 4/29/06 – selected by the St. Louis Rams in second round (46th overall) in the 2006 NFL Draft.

**PRO:** Gifted athlete with impressive quickness...good at adjusting to ball and making decisions quickly.

**2006 SEASON:** Started all 16 games as a rookie...made 20 receptions for 226 yards.  
• Made first career reception, for 11 yards, in Week 2 at San Francisco 9/17.  
• Scored first career touchdown on a 16-yard pass from QB Marc Bulger in Week 4 vs. Detroit 10/1.

**COLLEGE:**

• In 44-game collegiate career, hauled in 86 receptions for 1,071 yards and established a school-record for tight ends with 13 touchdowns.  
• All-Big 12 first-team selection as a senior...nine of 33 receptions went for more than 20 yards, 22 for first downs, five on third down.  
• Second-team All-Big 12 choice by league's coaches as a junior...career-high six catches for 67 yards with two touchdowns vs. North Texas, as five of six receptions went for first downs.  
• Honorable mention All-Big 12 from *Associated Press* and league's coaches as sophomore...eight of 20 receptions went for first downs...two touchdowns against Washington State marked first time Buffaloes tight end had two touchdowns in one game since 1996.

**PERSONAL:**

• Born Joseph Wayne Klopfenstein in Denver, Colo.

- Last name pronounced kloff-en-STINE.
- Earned *Prep Star* All-America honors as defensive end at Grandview High in Aurora, Colo.
- Earned *Rocky Mountain News* All-State and All-Grand Peaks League honors as defensive end for Grandview Wolves.
- Second-team All-GPL linebacker as junior and honorable mention as sophomore.
- Played slot back during his senior year, rushing 16 times for 103 yards and catching 10 passes for 130 yards and one touchdown...added 53 tackles on defense (21 solo), including eight sacks.
- Lettered in baseball and track (ran the 200 meters and relays as senior).
- Vintage car buff; drives 1968 GTO.
- Lists martial arts as hobby.
- Sociology major.
- Resides in St. Louis, Mo.

### KLOPFENSTEIN'S NFL STATISTICS

Year	Team	Receiving					Rushing					
		G-S	Att	Yds	Avg	Lg	TD	No	Yds	Avg	Lg	TD
2006	RAMS	16-16	20	226	11.3	28	1	0	0	0.0	0	0
<b>Total</b>		<b>16-16</b>	<b>20</b>	<b>226</b>	<b>11.3</b>	<b>28</b>	<b>1</b>	<b>0</b>	<b>0</b>	<b>0.0</b>	<b>0</b>	<b>0</b>

#### SINGLE GAME HIGHS

Receptions – 4, twice, last vs. Chicago (12/11/06)  
 Yards – 37 vs. Seattle (10/15/06)  
 Long – 28 vs. Seattle (10/15/06)  
 Touchdowns – 1 vs. Detroit (10/1/06)

### KLOPFENSTEIN'S GAME-BY-GAME STATS

#### 2006 ST. LOUIS RAMS

Game	W/L	P/S	Rec	Yds	Avg	Lg	TD
DEN 9/10	W	1/1	0	0	0.0	0	0
@SF 9/17	L	1/1	2	34	17.0	23	0
@ARI 9/24	W	1/1	0	0	0.0	0	0
DET 10/1	W	1/1	2	23	11.5	16	1
@GB 10/8	W	1/1	1	24	24.0	24	0
SEA 10/15	L	1/1	2	37	18.5	28	0
@SD 10/29	L	1/1	1	3	3.0	3	0
KC 11/5	L	1/1	1	9	9.0	0	0
@SEA 11/12	L	1/1	0	0	0.0	0	0
@CAR 11/19	L	1/1	1	18	18.0	18	0
SF 11/26	W	1/1	1	12	12.0	12	0
ARI 12/3	L	1/1	4	31	7.8	9	0
CHI 12/11	L	1/1	4	31	7.8	12	0
@OAK 12/17	W	1/1	1	4	4.0	4	0
WAS 12/24	W	1/1	0	0	0.0	0	0
@MIN 12/31	W	1/1	0	0	0.0	0	0
<b>TOTALS</b>	<b>8-8</b>	<b>16/13</b>	<b>20</b>	<b>226</b>	<b>11.3</b>	<b>28</b>	<b>1</b>



**LEONARD  
LITTLE**

*Defensive End*

6-3 • 263 • born 10/19/74  
 10th year (10th Rams) • D3-1998 (65th)  
 Tennessee  
 Asheville H.S. • Asheville, N.C.  
 Career GP/GS (playoffs): 113/73 (10/1)

**91**



#### TRANSACTIONS:

- 11/21/06 – signed renegotiated contract with Rams.
- 3/8/02 – signed by Rams as an unrestricted free agent.
- 4/18/98 – selected by the St. Louis Rams in the third round (65th overall) in 1998 NFL Draft.

**PRO:** Arguably one of the best defensive linemen in the NFL...moved to defensive end in 2001 after playing first three seasons at linebacker...finished second in the NFL with 14.5 sacks in 2001...has 74.0 career sacks, most in franchise history since NFL made statistic official in

1982...ranks 11th among active players in sacks...ranks fourth in sacks since 2000...ranks third in Rams' history in most seasons leading the team in sacks (five).

**2006 SEASON:** Started all 16 games...led the team with 13.0 sacks (tied for second in the NFC, tied for fifth in the NFL).

- Had 2.0 sacks in Week 1 vs. Denver 9/10, his 13th career multi-sack game...also had one forced fumble, the 24th of his career.
- Recorded 2.0 sacks and a forced fumble on QB Brett Favre with 0:44 left in the game to seal a win in Week 5 at Green Bay 10/8, his 14th career multi-sack game.
- Made 2.0 sacks in Week 9 vs. Kansas City 11/5, marking his 15th career multi-sack game.
- Recorded 2.0 sacks and a forced fumble (27th of career) that was recovered and returned 89 yards for a touchdown by DE Victor Adeyanju in the first quarter of Week 10 contest at Seattle 11/12...game marked 16th career multi-sack game.
- Recorded 2.0 sacks in Week 15 at Oakland 12/17...game marked 17th career multi-sack contest.

**2005 SEASON:** Led Rams with 9.5 sacks.

- Led defense with nine tackles (four solo), 2.0 sacks, and two forced fumbles at San Francisco 9/11
- Season-high 11 tackles (eight solo) vs. Washington 12/4.
- Four solo tackles, 2.0 tackles, three QB pressures, one forced fumble and one fumble recovery vs. Philadelphia 12/18.
- Eight tackles (five solo), one pass defended, team-high and season-high 2.5 sacks, and one forced fumble at Dallas 1/1/06.

**2004 SEASON:** Started all 16 games.

- Nine tackles (four solo), and scored first career touchdown by recovering fumble in the end zone vs. New England 11/7.
- Led team with career-high 12 tackles (six solo), and 1.0 sack vs. San Francisco 12/5.
- Five tackles (three solo), and recovered fumble, returning ball 61 yards for touchdown at Arizona 12/19.
- Five tackles (four solo) in NFC Wildcard Game at Seattle 1/8/05.
- Five tackles (four solo), and sacked Falcons' QB Michael Vick for 14-yard loss, moving into third place on Rams' all-time playoff list for career sacks (5.0), in NFC Divisional Playoff Game at Atlanta 1/15/05.

**2003 SEASON:** Earned first career Pro Bowl invitation...led team for third consecutive year in sacks and ranked third in the NFC (fourth in the NFL).

- Torn pectoral muscle suffered at Pittsburgh 10/27.
- Tallied sack in the first six games of the season, only the second player to accomplish the feat since the Rams came to St. Louis, (DE Kevin Carter, 1998, Little repeated, 2001).
- 10 tackles (six solo), three QB pressures, and one forced fumble in season opener at New York Giants 9/7.
- Eight tackles (six solo), career-best four sacks, three QB pressures, and two forced fumbles against Minnesota 11/30...four-sack performance tied for second (Sean Gilbert, four vs. Pittsburgh 9/12/93) on Rams' all-time list for sacks in a single game...also added two forced fumbles against Vikings, one of which was recovered by S Aeneas Williams and returned 90 yards for a touchdown.

**2002 SEASON:** Led team in sacks for second consecutive season with 12.0 (tied for fourth in NFC, tied for seventh in NFL) in first season as full-time starter.

- First career start with seven tackles (four solo) with one for loss, game-high four QB pressures, and one sack for 9-yard loss vs. New York Giants 9/15.
- Established then-career-highs with 10 tackles (seven solo) and five QB pressures on Monday Night Football against Chicago 11/18.
- Had monster game in season finale vs. San Francisco 12/30 in leading defensive line with nine tackles (five solo), one QB pressure, season-high 2.0 sacks, and career-high three forced fumbles.

**2001 SEASON:** Had streak of seven straight games with at least one sack...had at least one sack in 10 of 13 games

- Set then-career-high against Detroit 10/8 with three sacks for 23 yards, making him first Ram with three sacks in one game since Kevin Carter at Carolina 12/3/00.
- Four tackles (one solo), led team with three special teams tackles, and made one sack for an 11-yard loss vs. Carolina 11/11.



- One solo tackle and one sack for a 3-yard loss before leaving game in third quarter with a left knee injury at New England 11/18.
- Inactive for next three games.
- Returned from injury on Monday Night Football at New Orleans 12/17 to collect five tackles (three solo) with one QB pressure and one special teams tackle, as well as 1.5 sacks for minus-12.5 yards.
- Playoff career-high nine tackles (five solo), three QB pressures, and one sack in Super Bowl XXXVI vs. New England 2/3.

**2000 SEASON:** Inactive for two games with ankle injury (at Seattle 9/10 and vs. San Francisco 9/17)...totaled 14 tackles, including 5.0 sacks.

**1999 SEASON:** Season high four special teams tackles vs. New York Giants 12/19.

**1998 SEASON:** Inactive for four games before being placed on non-football injury list 11/17.

**COLLEGE:**

- Played three seasons for University of Tennessee...All-America first-team selection and All-Southeastern Conference first-team honoree in senior season.
- Started every game at middle linebacker and led Volunteers with 87 tackles and ranked second with 8.5 sacks.
- Appeared in first seven games of junior season at defensive end...tallied 33 tackles, 8.5 sacks, and five tackles for losses...also blocked one field goal and forced four fumbles.
- Started every game at left defensive end sophomore season...recorded 62 tackles and career high 11 sacks.
- Played one season for Coffeyville Community College in Coffeyville, Kan.
- Graduated with degree in psychology.

**PERSONAL:**

- Born Leonard Antonio Little in Asheville, N.C.
- Started three years at linebacker and wide receiver at Asheville High...earned *Super Prep*, *Blue Chip* and *Prep Football Report* All-America first team selections.
- Donates money to Alzheimer's and diabetes research for every sack made.
- Single and resides in St. Louis, Mo.

**LITTLE'S NFL STATISTICS**

Year	Team	G-S	Tackles				Interceptions				Fumbles					
			Total	Solo	Asst	Sk	Yds	Int	Yds	Lg	TD	PD	FF	FR	Yds	
1998	RAMS	6-0	2	1	1	0.5	4.0	0	0	0	0	0	0	0	0	0
1999	RAMS	6-0	2	1	1	0.0	0.0	0	0	0	0	0	0	0	0	0
2000	RAMS	14-0	14	12	2	5.0	23.5	0	0	0	0	1	1	0	0	0
2001	RAMS	13-0	45	24	21	14.5	88.5	0	0	0	0	0	2	1	0	0
2002	RAMS	16-15	82	45	37	12.0	79.0	0	0	0	0	0	9	1	0	0
2003	RAMS	12-12	78	49	29	12.5	88.5	1	28	28	0	1	6	1	0	0
2004	RAMS	16-16	92	35	57	7.0	44.0	0	0	0	0	2	1	4	66	0
2005	RAMS	14-14	81	55	26	9.5	46.5	0	0	0	0	3	4	2	0	0
2006	RAMS	16-16	70	55	15	13.0	60.0	0	0	0	0	1	6	0	0	0
<b>Total</b>		<b>113-73</b>	<b>466</b>	<b>277</b>	<b>189</b>	<b>74.0</b>	<b>433.0</b>	<b>1</b>	<b>28</b>	<b>28</b>	<b>0</b>	<b>8</b>	<b>29</b>	<b>9</b>	<b>66</b>	<b>0</b>

**POSTSEASON**

Year	Team	G-S	Tackles				Interceptions				Fumbles					
			Total	Solo	Asst	Sk	Yds	Int	Yds	Lg	TD	PD	FF	FR	Yds	
1999	RAMS	3-0	0	0	0	0.0	0.0	0	0	0	0	0	0	0	0	0
2000	RAMS	1-0	0	0	0	1.0	9.0	0	0	0	0	0	0	0	0	0
2001	RAMS	3-0	16	9	7	3.0	22.0	0	0	0	0	1	1	0	0	0
2003	RAMS	1-1	7	2	5	0.0	0.0	0	0	0	0	0	1	0	0	0
2004	RAMS	2-0	10	8	2	1.0	14.0	0	0	0	0	0	0	0	0	0
<b>Total</b>		<b>10-1</b>	<b>33</b>	<b>19</b>	<b>14</b>	<b>5.0</b>	<b>45.0</b>	<b>0</b>	<b>0</b>	<b>0</b>	<b>0</b>	<b>0</b>	<b>1</b>	<b>2</b>	<b>0</b>	<b>0</b>

**ADDITIONAL CAREER STATISTICS:** Special Teams Tackles: 1998 (8), 1999 (9), 1999 Postseason (6), 2000 (18), 2000 Postseason (1), 2001 (11), 2002 (3).

**SINGLE GAME HIGHS**

- Total Tackles – 12 vs. San Francisco (12/5/04)
- Playoffs – 9 vs. New England, Super Bowl XXXVI (2/3/02)
- Solo Tackles – 8 vs. Washington (12/4/05)
- Playoffs – 5, twice, last vs. Carolina (1/10/04)
- Sacks – 4.0 vs. Minnesota (11/30/03)
- Playoffs – 2.0 vs. Philadelphia (1/27/02)
- Forced fumbles – 3 vs. San Francisco (12/30/02)
- Playoffs – 1, twice, last vs. Carolina (1/10/04)

### LITTLE'S TD RETURNS (2)

Date	Game	Return
11/7/04	vs. New England	Fumble recovery in end zone
12/19/04	@ Arizona	61-yard fumble return

### LITTLE'S CAREER MULTIPLE SACK GAMES (17)

Opponent	Date	Sacks
@ Kansas City	10/22/00	2.0
@ Detroit	10/8/01	3.0
@ New Orleans	12/17/01	1.5
vs. Indianapolis	12/30/01	2.0
vs. Atlanta	1/6/02	2.0
*vs. Philadelphia	1/27/02	2.0
vs. San Francisco	12/30/02	2.0
@ Seattle	9/21/03	2.0
vs. Minnesota	11/30/03	4.0
@ San Francisco	9/11/05	2.0
vs. Philadelphia	12/18/05	2.0
@ Dallas	1/1/06	2.5
vs. Denver	9/10/06	2.0
@ Green Bay	10/8/06	2.0
vs. Kansas City	11/5/06	2.0
@ Seattle	11/12/06	2.0
@ Oakland	12/17/06	2.0

\*Postseason

### LITTLE'S SACK VICTIMS

Quarterback	Number	Quarterback	Number
Tim Rattay	6.0	Trent Dilfer	1.0
Aaron Brooks	5.0*	A.J. Feeley	1.0
Daunte Culpepper	5.0	Jay Fiedler	1.0
Kerry Collins	4.0	Rich Gannon	1.0
Jake Plummer	4.0	Jeff Garcia	1.0
Drew Bledsoe	3.5	Trent Green	1.0
Matt Hasselbeck	3.5	Brian Griese	1.0
Charlie Batch	3.0	Kelly Holcomb	1.0
Donovan McNabb	3.0*	Brad Johnson	1.0
Tom Brady	2.0*	Doug Johnson	1.0
Brett Favre	2.0	Matt Lytle	1.0
Elvis Grbac	2.0	Tommy Maddox	1.0
Damon Huard	2.0	Steve McNair	1.0
Payton Manning	2.0	Alex Smith	1.0
Mike McMahon	2.0	Andrew Walter	1.0
Chad Pennington	2.0	Chris Chandler	0.5
Seneca Wallace	2.0	Jon Kitna	0.5
Michael Vick	3.0*	Vinny Testaverde	0.5
Steve Beuerlien	1.0	Kurt Warner	0.5
Jeff Blake	1.0		
Quincy Carter	1.0		

\*Includes postseason sacks

### LITTLE'S GAME-BY-GAME STATS

#### 2006 ST. LOUIS RAMS

Game	W/L	P/S	T	S	A	Sk	Yds	Int	Yds	Lg	TD	PD	FF	FR	Yds
DEN 9/10	W	1/1	5	5	0	2.0	17.0	0	0	0	0	1	0	0	0
@SF 9/17	L	1/1	4	2	2	0.0	0.0	0	0	0	0	0	0	0	0
ARI 9/24	W	1/1	3	2	1	0.0	0.0	0	0	0	0	0	0	0	0
DET 10/1	W	1/1	3	2	1	1.0	2.0	0	0	0	0	0	0	0	0
@GB 10/8	W	1/1	3	3	0	2.0	5.0	0	0	0	0	1	0	0	0
SEA 10/15	L	1/1	6	5	1	0.0	0.0	0	0	0	0	1	0	0	0
@SD 10/29	L	1/1	5	4	1	0.0	0.0	0	0	0	0	0	0	0	0
KC 11/5	L	1/1	3	2	1	2.0	17.0	0	0	0	0	0	0	0	0
@SEA 11/12	L	1/1	5	4	1	2.0	10.0	0	0	0	0	1	0	0	0
@CAR 11/19	L	1/1	6	6	0	1.0	0.0	0	0	0	1	1	0	0	0
SF 11/26	W	1/1	3	1	2	0.0	0.0	0	0	0	0	0	0	0	0
ARI 12/3	L	1/1	6	6	0	0.0	0.0	0	0	0	0	0	0	0	0
CHI 12/11	L	1/1	3	2	1	0.0	0.0	0	0	0	0	0	0	0	0
@OK 12/17W	1/1	4	3	1	2.0	9.0	0	0	0	0	0	1	0	0	0
WAS 12/24	W	1/1	8	6	2	0.0	0.0	0	0	0	0	0	0	0	0
@MIN 12/31	W	1/1	3	2	1	1.0	0.0	0	0	0	0	0	0	0	0
TOTALS	8-8	16/16/70	55	15	13	0.06/0	0	0	0	0	1	6	0	0	0

#### 2005 ST. LOUIS RAMS

Game	W/L	P/S	T	S	A	Sk	Yds	Int	Yds	Lg	TD	PD	FF	FR	Yds
@SF 9/11	L	1/1	9	5	4	2.0	9.0	0	0	0	0	0	0	2	0
@ARI 9/18	W	1/1	7	4	3	0.5	4.5	0	0	0	0	0	0	0	1
TEN 9/25	W	1/1	1	1	0	1.0	5.0	0	0	0	0	0	0	1	0
@MNG 10/2	L	1/1	4	2	2	0.0	0.0	0	0	0	0	0	0	0	0
SEA 10/9	L	1/1	4	2	2	0.5	4.0	0	0	0	0	0	0	1	0
@IND 10/17	L	1/1	1	1	0	0.0	0.0	0	0	0	0	0	0	0	0
NO 10/23	W	Inactive													
JAX 10/29	W	Inactive													
@SEA 11/13	L	1/1	4	4	0	0.0	0.0	0	0	0	0	0	0	0	0
ARI 10/20	L	1/1	6	5	1	0.0	0.0	0	0	0	0	0	0	0	0
@HOU 10/27	W	1/1	9	4	5	0.0	0.0	0	0	0	0	0	0	0	0
WAS 12/4	L	1/1	11	8	3	0.0	0.0	0	0	0	0	0	0	0	0
@MIN 12/11	L	1/1	7	5	2	0.0	0.0	0	0	0	0	0	0	0	0
PHI 12/18	L	1/1	4	4	1	2.0	5.0	0	0	0	0	0	0	1	1
SF 12/24	L	1/1	6	5	1	1.0	7.0	0	0	0	0	0	0	0	0
@DAL 1/1	W	1/1	8	5	3	2.5	13.5	0	0	0	0	1	1	0	0
TOTALS	6-10	14/14/81	85	26	9.5	46.5	0	0	0	0	0	3	4	2	0

### LITTLE'S GAME-BY-GAME STATS (Cont.)

#### 2004 ST. LOUIS RAMS

Game	W/L	P/S	T	S	A	Sk	Yds	Int	Yds	Lg	TD	PD	FF	FR	Yds
ARI 9/12	W	1/1	8	1	7	0.0	0.0	0	0	0	0	0	0	0	0
@ATL 9/19	L	1/1	4	0	4	0.0	0.0	0	0	0	0	0	0	0	0
NO 9/26	L	1/1	5	1	4	1.0	0.0	0	0	0	0	0	0	0	0
@SF 10/3	W	1/1	7	4	3	1.0	8.0	0	0	0	0	0	0	1	5
@SEA 10/10	W	1/1	5	2	3	1.0	12.0	0	0	0	0	1	0	0	0
TB 10/15	W	1/1	4	2	2	0.0	0.0	0	0	0	0	0	0	1	0
@MIA 10/24	W	1/1	5	1	4	1.0	8.0	0	0	0	0	0	0	0	0
NE 11/7	L	1/1	9	4	5	0.0	0.0	0	0	0	0	0	0	1	1
SEA 11/14	W	1/1	10	4	6	0.0	0.0	0	0	0	1	0	0	0	0
@BUF 11/21	L	1/1	3	2	1	1.0	10.0	0	0	0	1	0	0	0	0
@GB 11/29	L	1/1	2	1	1	0.0	0.0	0	0	0	0	0	0	0	0
SF 12/5	W	1/1	12	6	6	1.0	4.0	0	0	0	0	0	0	0	0
@CAR 12/12	L	1/1	5	2	3	0.0	0.0	0	0	0	0	0	0	0	0
@ARI 12/19	L	1/1	5	3	2	0.0	0.0	0	0	0	0	0	0	1	61t
PHI 12/27	W	1/1	4	1	3	0.0	0.0	0	0	0	0	0	0	0	0
NYJ 1/2	W	1/1	4	1	3	1.0	2.0	0	0	0	0	0	0	0	0
TOTALS	8-8	16/1692	35	57	7.0	44.0	0	0	0	2	1	4	66		

#### POSTSEASON

Game	W/L	P/S	T	S	A	Sk	Yds	Int	Yds	Lg	TD	PD	FF	FR	Yds
ARI 1/8	W	1/1	5	4	1	0.0	0.0	0	0	0	0	0	0	0	0
@ATL 1/15	L	1/1	5	4	1	0.0	14.0	0	0	0	0	0	0	0	0
TOTALS	1/1	10	8	2	1.0	14.0	0	0	0	0	0	0	0	0	0

#### 2002 ST. LOUIS RAMS

Game	W/L	P/S	T	S	A	Sk	Yds	Int	Yds	Lg	TD	PD	FF	FR	Yds
@DEN 9/8	L	1/0	2	2	0	1.0	6.0	0	0	0	0	0	0	0	0
NYG 9/15	L	1/1	7	4	3	1.0	9.0	0	0	0	0	0	0	0	0
@TB 9/23	L	1/1	4	2	2	1.0	10.0	0	0	0	0	1	0	0	0
DAL 9/29	L	1/1	3	2	1	1.0	6.0	0	0	0	0	0	0	0	0
@SF 10/6	L	1/1	2	0	2	0.0	0.0	0	0	0	0	0	0	0	0
CAK 10/13	W	1/1	3	1	2	1.0	7.0	0	0	0	0	1	0	0	0
SEA 10/20	W	1/1	8	6	2	1.0	7.0	0	0	0	0	1	0	0	0
@ARI 11/3	W	1/1	4	2	2	1.0	5.0	0	0	0	0	1	0	0	0
SD 11/10	W	1/1	3	1	2	0.0	0.0	0	0	0	0	0	0	0	0
CHI 11/18	W	1/1	10	7	3	0.0	0.0	0	0	0	0	0	0	0	0
@WAS 11/24	L	1/1	3	0	3	0.0	0.0	0	0	0	0	0	0	0	0
@PHI 12/1	L	1/1	8	4	4	1.0	5.0	0	0	0	0	1	0	0	0
@KC 12/8	L	1/1	5	1	4	1.0	3.0	0	0	0	0	0	0	0	0
ARI 12/15	W	1/1	7	5	2	1.0	9.0	0	0	0	0	1	0	0	0
@SEA 12/22	L	1/1	4	3	1	0.0	0.0	0	0	0	0	0	0	0	0
SF 12/30	W	1/1	9	5	4	2.0	12.0	0	0	0	0	3	0	0	0
TOTALS	7-9	16/1582	45	37	12.0	79.0	0	0	0	0	9	1	0		

#### 2000 ST. LOUIS RAMS

Game	W/L	P/S	T	S	A	Sk	Yds	Int	Yds	Lg	TD	PD	FF	FR	Yds
DEN 9/4	W	1/0	1	1	0	0.0	0.0	0	0	0	0	0	0	0	0
@SEA 9/10	W	1/0	Inactive												
SF 9/17	W	1/0	Inactive												
@ATL 9/24	W	1/0	1	0	1	0.5	4.5	0	0	0	0	0	0	0	0
SD 10/1	W	1/0	1	0	1	0.0	0.0	0	0	0	0	0	0	0	0
ATL 10/15	W	1/0	0	0	0	0.0	0.0	0	0	0	0	0	0	0	0
@KC 10/22	L	1/0	2	2	0	2.0	13.0	0	0	0	0	0	0	0	0
@SF 10/29	W	1/0	2	2	0	0.0	0.0	0	0	0	1	0	0	0	0
CAR 11/5	L	1/0	1	1	0	0.5	0.0	0	0	0	0	0	0	0	0
@NYG 11/12	W	1/0	0	0	0	1.0	4.0	0	0	0	0	0	0	0	0
WAS 11/20	L	1/0	1	1	0	0.0	0.0	0	0	0	0	0	0	0	0
NO 11/26	L	1/0	2	2	0	0.0	0.0	0	0	0	0	0	0	0	0
@CAR 12/3	L	1/0	1	1	0	0.0	0.0	0	0	0	0	0	0	0	0
MIN 12/10	W	1/0	0	0	0	1.0	2.0	0	0	0	0	0	0	0	0
@TB 12/18	L	1/0	0	0	0	0.0	0.0	0	0	0	0	0	0	0	0
@NO 12/24	W	1/0	1	1	0	0.0	0.0	0	0	0	0	1	0	0	0
TOTALS	10-6	16/0	14	12	2	5.0	23.5	0	0	0	1	1	0		

#### POSTSEASON

Game	W/L	P/S	T	S	A	Sk	Yds	Int	Yds	Lg	TD	PD	FF	FR	Yds
NO 12/30	L	1/0	0	0	0	1.0	9.0	0	0	0	0	0	0	0	0
TOTALS	1/0	0	0	0	1.0	9.0	0	0	0	0	0	0	0	0	0

#### 2003 ST. LOUIS RAMS

Game	W/L	P/S	T	S	A	Sk	Yds	Int	Yds	Lg	TD	PD	FF	FR	Yds
@NYG 9/7	L	1/1	10	6	4	1.0	7.0	0	0	0	0	0	0	1	0
SF 9/14	W	1/1	4	3	1	1.0	1.0	0	0	0	0	0	0	0	0
@SEA 9/21	L	1/1	6	5	1	2.0	20.0	0	0	0	0	0	0	1	0
ARI 9/28	W	1/1	7	3	4	1.0	10.0	0	0	0	0	0	0	1	0
ATL 10/13	W	1/1	8	4	4	1.0	11.0	0	0	0	0	0	0	0	0
GB 10/19	W	1/1	5	4	1	0.0	0.0	1	28	0	0	0	0	1	0
@RT 10/26	W	1/1	6	5	1	1.0	5.0	0	0	0	0	0	0	0	0
@SF 11/2	L	Inactive													
BAL 11/9	W	Inactive													
@CHI 11/16	W	Inactive													
@ARI 11/23	W	Inactive													
MIN 11/30	W	1/1	8	6	2	4.0	25.0	0	0	0	0	0	2	0	0
@CLE 12/8	W	1/1	6	4	2	1.0	8.0	0	0	0	0	0	1	1	0
SEA 12/14	W	1/1	9	4	5	0.0	0.0	0	0	0	0	0	0	0	0
CIN 12/21	W	1/1	3	2	1	0.5	15	0	0	0	0	0	0	0	0
@DET 12/28	L	1/1	6	3	0	0.0	0.0	0	0	0	0	0	0	0	0
TOTALS	12-4	12/12	78	49	29	12.5	88.5	1	28	0	0	1	6	1	0

#### POSTSEASON

Game	W/L	P/S	T	S	A	Sk	Yds	Int	Yds	Lg	TD	PD	FF	FR	Yds
CAR 1/10	L	1/1	7	2	5	0.0	0.0	0	0	0	0	0	0	1	0
TOTALS	1/1	7	2	5	0.0	0.0	0	0	0	0	0	0	0	1	0

#### 2001 ST. LOUIS RAMS

Game	W/L	P/S	T	S	A	Sk	Yds	Int	Yds	Lg	TD	PD	FF	FR	Yds
@PHI 9/9	W	1/0	3	3	0	1.0	7.0	0	0	0	0	0	0	0	0
@SF 9/23	W	1/0	4	1	3	0.0	0.0	0	0	0	0	0	0	0	0
MIA 9/30	W	1/0	2	0	2	0.0	0.0	0	0	0	0	0	0	1	0
@DET 10/8	W	1/0	6	4	2	3.0	16.0	0	0	0	0	0	0	1	0
NYG 10/14	W	1/0	1	1	0	1.0	4.0	0	0	0	0	0	0	0	0
@NYJ 10/21	W	1/0	5	2	3	1.0	8.0	0	0	0	0	0	0	0	0
NO 10/28	L	1/0	1	1	0	1.0	2.0	0	0	0	0	0	0	0	0
CAR 11/11	W	1/0	4	1	3	1.0	11.0	0	0	0	0	0	0	0	0
@NE 11/18	W	1/0	1	1	0	1.0	3.0	0	0	0	0	0	0	0	0
TB 11/26	L	Inactive													
@ATL 12/2	W	Inactive													
SF 12/9	W	1/0	Inactive												
@NO 12/17	W	1/0	5	3	2	1.5	12.5	0	0	0	0	0	0	0	0
@CAR 12/23	W	1/0	4	1	3	0.0	0.0	0	0	0	0	0	0	0	0
IND 12/30	W	1/0	3	2	1	2.0	17.0	0	0	0	0	0	0	0	0
ATL 1/6	W	1/0	6	4	2	2.0	8.0	0	0	0	0	0	0	0	1
TOTALS	14-2	13/0	45	24	21	14.5	88.5	0	0	0	0	0	2	1	0

#### POSTSEASON

Game	W/L	P/S	T	S	A	Sk	Yds	Int	Yds	Lg	TD	PD	FF	FR	Yds
GB 1/20	W	1/0	2	2	0	0.0	0.0	0	0	0	0	0	0	1	0
PHI 1/27	W	1/0	5	2	3	2.0	15.0	0	0	0	0	0			

## LITTLE'S GAME-BY-GAME STATS (Cont.)

## 2004 ST. LOUIS RAMS

Game	W/L	P/S	T	S	A	Sk	Yds	Int	Yds	Lg	TD	PD	FF	FR	Yds
NO 9/6	L	1/0	0	0	0	0.0	0.0	0	0	0	0	0	0	0	0
MIN 9/13	L	1/0	1	1	0	0.0	0.0	0	0	0	0	0	0	0	0
@BUF 9/20 W	1/0	0	0	0	0	0.0	0.0	0	0	0	0	0	0	0	0
ARI 9/27	L	1/0	0	0	0	0.0	0.0	0	0	0	0	0	0	0	0
NYJ 10/11 W	1/0	1	0	1	0.5	4.0	0	0	0	0	0	0	0	0	0
@MIA 10/18L	1/0	0	0	0	0	0.0	0.0	0	0	0	0	0	0	0	0
SF 10/25	L														
@ATL 11/1	L														
@CHI 11/8 W															
@NO 11/15 L															
CAR 11/22	L														
ATL 11/29	L														
@PHI 12/3	L														
NE 12/13	W														
@CAR 12/20L															
@SF 12/27	L														
TOTALS	4-12	6/0	2	1	1	0.5	4.0	0	0	0	0	0	0	0	0



# DANE LOOKER

Wide Receiver

6-0 • 194 • born 5/5/76  
 7th year (6th Rams) • FA-2002  
 Washington  
 Puyallup H.S. • Puyallup, Wash.  
 Career GP/GS (playoffs): 64/2 (3/0)

**TRANSACTIONS:**

- 5/2/05 – signed contract with the Rams.
- 12/12/02 – signed as a free agent from practice squad.
- 9/9/02 – signed to Rams practice squad.
- 2/12/02 – signed as a free agent by the Rams (allocated to NFL Europe).
- 8/8/01 – signed as a free agent by the Rams.
- 8/7/00 – traded to New England from the Rams for undisclosed draft pick.
- 4/25/00 – signed as an undrafted free agent by the Rams.

**PRO:** Has become integral part of Rams' offense.

**2006 SEASON:** Handled holder duties all 16 games.

- Returned a season-high two punts for 19 yards, with a season-long of 10 yards vs. in Week 6 vs. Seattle 10/15.

**2005 SEASON:** Caught 23 passes for 237 yards.

- Career-high eight receptions for 90 yards at New York Giants 10/2.
- Assumed punt return responsibilities for first time vs. Philadelphia in 12/18, returning four punts for 6.5-yard average, with long of 13 yards.

**2004 SEASON:** Played in 14 games.

- One reception for 16 yards on crucial third down with 0:18 left in regulation to set up a Wilkins 36-yard field goal that tied game, 27-27, at Seattle 10/10 en route to comeback win.

**2003 SEASON:** Saw first significant offensive action in the NFL, emerging as Rams' third receiver...26 of 47 receptions went for first down.

- First two NFL receptions for 13 yards in season opener at New York Giants 9/7.
- Caught five passes for 47 yards, including first career touchdown, 19-yarder from QB Marc Bulger, vs. San Francisco 9/14.
- Three receptions for 38 yards, adding Rams' season-long 44-yard punt return against Baltimore 11/9.

**2002 SEASON:** NFL debut on offense and special teams vs. Arizona 12/15.

**2002 NFL EUROPE:** Led Berlin to World Bowl title and named World Bowl Most Valuable Player after catching 11 passes for 111 yards and two touchdowns as Berlin defeated Rhein Fire 26-20...named to All-NFL Europe team and led all NFL Europe receivers in receptions (54) and

receiving yards (661) during regular season...scored five touchdowns.

- Won NFL Europe Player of the Week honors after five-reception, 101-yard, two-touchdown performance in Week 6.

**2001 SEASON:** Attended part of Rams 2001 training camp after being released by New England.

**2000 SEASON:** Spent 2000 training camp with the Rams before being traded to New England.

**COLLEGE:**

- 84 catches for 949 yards and five touchdowns during two-year Huskies' career.
- Walked onto University of Washington football team in 1996 after playing basketball for two years at Western Washington.
- Named honorable mention All-Pac-10 as senior...started seven of 11 games as a senior, making 20 receptions for 287 yards.
- Threw 55-yard touchdown pass in Apple Cup victory over Washington State.
- Led Huskies with 64 receptions for 662 yards as junior, ranking him third in the Pac-10 with 6.4 receptions per game (15th nationally).
- Redshirted as sophomore in 1997 after transferring from Western Washington (Bellingham, Wash.)...did not play football at Western Washington.
- Starting guard on basketball team as sophomore.
- Graduated with degree in speech communications.

**PERSONAL:**

- Born Dane Alan Looker in Puyallup, Wash.
- Named *Seattle Post-Intelligencer*, *Associated Press*, and *Tacoma News-Tribune* All-State selection at Puyallup High in Puyallup, Wash.
- Also named to *Tacoma News-Tribune's* All-Area first team.
- First team All-South Puget Sound League selection.
- Made 50 receptions for 916 yards and 18 touchdowns as senior.
- Won two varsity letters in basketball.
- Married to Amy, with sons, Isaac and Lawson, and daughter, Shae.
- Resides in St. Louis.

**LOOKER'S NFL STATISTICS**

Year	Team	Receiving						Rushing					
		G-S	No	Yds	Avg	Lg	TD	Att	Yds	Avg	Lg	TD	
2000	New England	0-0	0	0	0.0	0	0	0	0	0.0	0	0	
2001			Did Not Play										
2002	RAMS	3-0	0	0	0.0	0	0	0	0	0.0	0	0	
2003	RAMS	16-2	47	495	10.5	41	3	0	0	0.0	0	0	
2004	RAMS	14-0	13	183	14.1	29	0	0	0	0.0	0	0	
2005	RAMS	16-0	23	237	10.3	23	0	0	0	0.0	0	0	
2006	RAMS	16-0	0	0	0.0	0	0	1	13	13.0	13	0	
<b>Total</b>		<b>64-2</b>	<b>83</b>	<b>915</b>	<b>11.0</b>	<b>41</b>	<b>3</b>	<b>1</b>	<b>13</b>	<b>13.0</b>	<b>13</b>	<b>0</b>	

Year	Team	Punt Returns						Kickoff Returns					
		No	FC	Yds	Avg	Lg	TD	No	Yds	Avg	Lg	TD	
2000	New England	0	0	0	0.0	0	0	0	0	0.0	0	0	
2001		Did Not Play											
2002	RAMS	0	0	0	0.0	0	0	0	0	0.0	0	0	
2003	RAMS	2	1	47	23.5	44	0	0	0	0.0	0	0	
2004	RAMS	0	0	0	0.0	0	0	0	0	0.0	0	0	
2005	RAMS	8	2	69	8.6	17	0	0	0	0.0	0	0	
2006	RAMS	7	6	47	6.7	10	0	0	0	0.0	0	0	
<b>Total</b>		<b>17</b>	<b>9</b>	<b>163</b>	<b>9.6</b>	<b>44</b>	<b>0</b>	<b>0</b>	<b>0</b>	<b>0.0</b>	<b>0</b>	<b>0</b>	

**POSTSEASON**

Year	Team	Receiving						Rushing					
		G-S	No	Yds	Avg	Lg	TD	Att	Yds	Avg	Lg	TD	
2003	RAMS	1-0	2	31	15.5	24	0	0	0	0.0	0	0	
2004	RAMS	2-0	3	38	12.7	15	0	1	11	11.0	11	0	
<b>Total</b>		<b>3-0</b>	<b>5</b>	<b>69</b>	<b>13.8</b>	<b>24</b>	<b>0</b>	<b>1</b>	<b>11</b>	<b>11.0</b>	<b>11</b>	<b>0</b>	

Year	Team	Punt Returns						Kickoff Returns					
		No	FC	Yds	Avg	Lg	TD	No	Yds	Avg	Lg	TD	
2003	RAMS	0	1	0	0.0	0	0	0	0	0.0	0	0	
2004	RAMS	0	0	0	0.0	0	0	0	0	0.0	0	0	
<b>Total</b>		<b>0</b>	<b>1</b>	<b>0</b>	<b>0.0</b>	<b>0</b>	<b>0</b>	<b>0</b>	<b>0</b>	<b>0.0</b>	<b>0</b>	<b>0</b>	

**LOOKER'S NFL STATISTICS (Cont.)**

**ADDITIONAL CAREER STATISTICS:** Special Teams Tackles: 2003 (2), 2004 (3), 2004 Postseason (2), 2006 (8); Passing: 2003 (1 of 2 for 11 yards); Fumbles-Lost: 1-0 in 2003, 1-0 in 2004.

**SINGLE GAME HIGHS**

Rec - 8 @ New York Giants (10/2/05)  
 Playoffs - 3 @ Atlanta (1/15/05)  
 Yards - 90 @ New York Giants (10/2/05)  
 Playoffs - 38 @ Atlanta (1/15/05)  
 Lg - 41 vs. Minnesota (11/30/03)  
 Playoffs - 24 vs. Carolina (1/10/04)  
 TD - 1 (three times), Last vs. Green Bay (10/19/03)  
 Playoffs - None

**LOOKER'S GAME-BY-GAME STATS**
**2006 ST. LOUIS RAMS**

Game	W/L	P/S	Receiving					Rushing					TD	PR	FC	Yds	Avg	Lg	TD	KR	Yds	Avg	Lg	TD	
			No	Yds	Avg	Lg	TD	No	Yds	Avg	Lg														
DEN 9/10	W	1/0	0	0	0.0	0	0	0	0.0	0	0	0	0	0	0	0	0	0	0	0	0	0	0	0	0
@SF 9/17	L	1/0	0	0	0.0	0	0	0	0.0	0	0	0	0	0	0	0	0	0	0	0	0	0	0	0	0
@ARI 9/24	W	1/0	0	0	0.0	0	0	0	0.0	0	0	0	0	0	0	0	0	0	0	0	0	0	0	0	0
DET 10/1	W	1/0	0	0	0.0	0	0	0	0.0	0	0	0	0	0	0	0	0	0	0	0	0	0	0	0	0
@GB 10/8	W	1/0	0	0	0.0	0	0	0	0.0	0	1	0	9	9.0	9	0	0	0	0	0	0	0	0	0	0
SEA 10/15	L	1/0	0	0	0.0	0	0	0	0.0	0	2	0	19	9.5	10	0	0	0	0	0	0	0	0	0	0
@SD 10/29	L	1/0	0	0	0.0	0	0	0	0.0	0	0	1	0	0.0	0	0	0	0	0	0	0	0	0	0	0
KC 11/5	L	1/0	0	0	0.0	0	0	0	0.0	0	1	0	0	0.0	0	0	0	0	0	0	0	0	0	0	0
@SEA 11/12	L	1/0	0	0	0.0	0	0	0	0.0	0	2	1	10	5.0	9	0	0	0	0	0	0	0	0	0	0
@CAR 11/19	L	1/0	0	0	0.0	0	0	0	0.0	0	0	0	0	0.0	0	0	0	0	0	0	0	0	0	0	0
SF 11/26	W	1/0	0	0	0.0	0	0	0	0.0	0	0	0	0	0.0	0	0	0	0	0	0	0	0	0	0	0
ARI 12/3	L	1/0	0	0	0.0	0	0	0	0.0	0	0	0	0	0.0	0	0	0	0	0	0	0	0	0	0	0
CHI 12/11	L	1/0	0	0	0.0	0	0	0	0.0	0	0	0	0	0.0	0	0	0	0	0	0	0	0	0	0	0
@OAK 12/17	W	1/0	0	0	0.0	0	0	0	0.0	0	0	2	0	0.0	0	0	0	0	0	0	0	0	0	0	0
WAS 12/24	W	1/0	0	0	0.0	0	0	0	0.0	0	0	2	0	0.0	0	0	0	0	0	0	0	0	0	0	0
@MIN 12/31	W	1/0	0	0	0.0	0	0	1	13	13.0	13	0	1	0	9	9.0	9	0	0	0	0	0	0	0	0
<b>TOTALS</b>	<b>8-8</b>	<b>16/0</b>	<b>0</b>	<b>0</b>	<b>0.0</b>	<b>0</b>	<b>0</b>	<b>1</b>	<b>13</b>	<b>13.0</b>	<b>13</b>	<b>0</b>	<b>7</b>	<b>6</b>	<b>47</b>	<b>6.7</b>	<b>10</b>	<b>0</b>	<b>0</b>	<b>0</b>	<b>0</b>	<b>0</b>	<b>0</b>	<b>0</b>	<b>0</b>

**2005 ST. LOUIS RAMS**

Game	W/L	P/S	Receiving					Rushing					TD	PR	FC	Yds	Avg	Lg	TD	KR	Yds	Avg	Lg	TD		
			No	Yds	Avg	Lg	TD	No	Yds	Avg	Lg															
@SF 9/11	L	1/0	1	5	5.0	5	0	0	0.0	0	0	0	0	0	0	0	0	0	0	0	0	0	0	0	0	0
@ARI 9/18	W	1/0	0	0	0.0	0	0	0	0.0	0	0	0	0	0.0	0	0	0	0	0	0	0	0	0	0	0	0
TEN 9/25	W	1/0	2	25	12.5	13	0	0	0.0	0	0	0	0	0.0	0	0	0	0	0	0	0	0	0	0	0	0
@NYG 10/2	L	1/0	8	90	11.3	23	0	0	0.0	0	0	0	0	0.0	0	0	0	0	0	0	0	0	0	0	0	0
SEA 10/9	L	1/0	0	0	0.0	0	0	0	0.0	0	0	0	0	0.0	0	0	0	0	0	0	0	0	0	0	0	0
@IND 10/17	L	1/0	25	12.5	18	0	0	0	0.0	0	0	0	0	0.0	0	0	0	0	0	0	0	0	0	0	0	0
NO 10/23	W	1/0	4	43	10.8	21	0	0	0.0	0	0	0	0	0.0	0	0	0	0	0	0	0	0	0	0	0	0
JAX 10/30	W	1/0	3	23	7.7	9	0	0	0.0	0	0	0	0	0.0	0	0	0	0	0	0	0	0	0	0	0	0
@SEA 11/13	L	1/0	-1	12	12.0	12	0	0	0.0	0	0	0	0	0.0	0	0	0	0	0	0	0	0	0	0	0	0
ARI 11/20	L	1/0	1	10	10.0	10	0	0	0.0	0	0	0	0	0.0	0	0	0	0	0	0	0	0	0	0	0	0
@HOU 11/27	W	1/0	0	0	0.0	0	0	0	0.0	0	0	0	0	0.0	0	0	0	0	0	0	0	0	0	0	0	0
WAS 12/4	L	1/0	0	0	0.0	0	0	0	0.0	0	0	0	0	0.0	0	0	0	0	0	0	0	0	0	0	0	0
@MIN 12/11	L	1/0	0	0	0.0	0	0	0	0.0	0	0	0	0	0.0	0	0	0	0	0	0	0	0	0	0	0	0
PHI 12/18	L	1/0	1	4	4.0	4	0	0	0.0	0	0	0	0	0.0	0	0	0	0	0	0	0	0	0	0	0	0
SF 12/24	L	1/0	0	0	0.0	0	0	0	0.0	0	0	0	0	0.0	0	0	0	0	0	0	0	0	0	0	0	0
DAL 1/1	W	1/0	0	0	0.0	0	0	0	0.0	0	0	0	0	0.0	0	0	0	0	0	0	0	0	0	0	0	0
<b>TOTALS</b>	<b>6-10</b>	<b>16/0</b>	<b>23</b>	<b>237</b>	<b>10.3</b>	<b>23</b>	<b>0</b>	<b>0</b>	<b>0.0</b>	<b>0</b>	<b>0</b>	<b>0</b>	<b>8</b>	<b>2</b>	<b>69</b>	<b>8.6</b>	<b>17</b>	<b>0</b>	<b>0</b>	<b>0</b>	<b>0</b>	<b>0</b>	<b>0</b>	<b>0</b>	<b>0</b>	<b>0</b>

**2004 ST. LOUIS RAMS**

Game	W/L	P/S	Receiving					Rushing					TD	PR	FC	Yds	Avg	Lg	TD	KR	Yds	Avg	Lg	TD		
			No	Yds	Avg	Lg	TD	No	Yds	Avg	Lg															
ARI 9/12	W	1/0	3	34	11.3	17	0	0	0.0	0	0	0	0	0.0	0	0	0	0	0	0	0	0	0	0	0	0
@ATL 9/19	L	1/0	2	41	20.5	29	0	0	0.0	0	0	0	0	0.0	0	0	0	0	0	0	0	0	0	0	0	0
NO 9/26	L	1/0	5	69	13.8	18	0	0	0.0	0	0	0	0	0.0	0	0	0	0	0	0	0	0	0	0	0	0
@SF 10/3	W	1/0	0	0	0.0	0	0	0	0.0	0	0	0	0	0.0	0	0	0	0	0	0	0	0	0	0	0	0
@SEA 10/10	W	1/0	1	16	16.0	16	0	0	0.0	0	0	0	0	0.0	0	0	0	0	0	0	0	0	0	0	0	0
TB 10/18	W	1/0	0	0	0.0	0	0	0	0.0	0	0	0	0	0.0	0	0	0	0	0	0	0	0	0	0	0	0
@MIA 10/24	L	1/0	1	9	9.0	9	0	0	0.0	0	0	0	0	0.0	0	0	0	0	0	0	0	0	0	0	0	0
NE 11/7	W																									
SEA 11/14	W																									
@BUF 11/21	L	1/0	0	0	0.0	0	0	0	0.0	0	0	0	0	0.0	0	0	0	0	0	0	0	0	0	0	0	0
@GB 11/29	L	1/0	0	0	0.0	0	0	0	0.0	0	0	0	0	0.0	0	0	0	0	0	0	0	0	0	0	0	0
SF 12/5	W	1/0	0	0	0.0	0	0	0	0.0	0	0	0	0	0.0	0	0	0	0	0	0	0	0	0	0	0	0
@CAR 12/12	L	1/0	0	0	0.0	0	0	0	0.0	0	0	0	0	0.0	0	0	0	0	0	0	0	0	0	0	0	0
@ARI 12/19	L	1/0	0	0	0.0	0	0	0	0.0	0	0	0	0	0.0	0	0	0	0	0	0	0	0	0	0	0	0
PHI 12/27	W	1/0	0	0	0.0	0	0	0	0.0	0	0	0	0	0.0	0	0	0	0	0	0	0	0	0	0	0	0
NYJ 1/2	W	1/0	1	14	14.0	14	0	0	0.0	0	0	0	0	0.0	0	0	0	0	0	0	0	0	0	0	0	0
<b>TOTALS</b>	<b>8-8</b>	<b>14/0</b>	<b>13</b>	<b>183</b>	<b>14.1</b>	<b>29</b>	<b>0</b>	<b>0</b>	<b>0.0</b>	<b>0</b>	<b>0</b>	<b>0</b>	<b>0</b>	<b>0</b>	<b>0</b>	<b>0</b>	<b>0</b>	<b>0</b>	<b>0</b>	<b>0</b>	<b>0</b>	<b>0</b>	<b>0</b>	<b>0</b>	<b>0</b>	<b>0</b>

**POSTSEASON**

Game	W/L	P/S	Receiving					Rushing					TD	PR	FC	Yds	Avg	Lg	TD	KR	Yds	Avg	Lg	TD		
			No	Yds	Avg	Lg	TD	No	Yds	Avg	Lg															
@SEA 1/8	W	1/0	0	0	0.0	0	0	0	0.0	0	0	0	0	0.0	0	0	0	0	0	0	0	0	0	0	0	0
@ATL 1/15	L	1/0	3	38	12.7	15	0	0	0.0	0	0	0	0	0.0	0	0	0	0	0	0	0	0	0	0	0	0
<b>TOTALS</b>	<b>2/0</b>	<b>3</b>	<b>38</b>	<b>12.7</b>	<b>15</b>	<b>0</b>	<b>0</b>	<b>0</b>	<b>0.0</b>	<b>0</b>	<b>0</b>	<b>0</b>	<b>0</b>	<b>0</b>	<b>0</b>	<b>0</b>	<b>0</b>	<b>0</b>	<b>0</b>	<b>0</b>	<b>0</b>	<b>0</b>	<b>0</b>	<b>0</b>	<b>0</b>	<b>0</b>

LOOKER'S GAME-BY-GAME STATS (Cont.)

2003 ST. LOUIS RAMS

Game	W/L	P/S	Receiving					Rushing					TD	PR	FC	Yds	Avg	Lg	TD	KR	Yds	Avg	Lg	TD	
			No	Yds	Avg	Lg	TD	No	Yds	Avg	Lg														
@NYG 9/7	L	1/0	2	13	6.5	9	0	0	0	0.0	0	0	0	0	0	0	0.0	0	0	0	0	0.0	0	0	0
SF 9/14	W	1/0	5	47	9.4	19t	1	0	0	0.0	0	0	0	0	0	0	0.0	0	0	0	0	0.0	0	0	0
@SEA 9/21	L	1/0	3	25	8.3	12	0	0	0	0.0	0	0	0	0	0	0	0.0	0	0	0	0	0.0	0	0	0
ARI 9/28	W	1/0	4	27	6.8	11	1	0	0	0.0	0	0	0	0	0	0	0.0	0	0	0	0	0.0	0	0	0
ATL 10/13	W	1/0	4	43	10.8	13	0	0	0	0.0	0	0	0	0	1	0	0.0	0	0	0	0	0.0	0	0	0
GB 10/19	W	1/0	2	31	15.5	20t	1	0	0	0.0	0	0	0	0	0	0	0.0	0	0	0	0	0.0	0	0	0
@PIT 10/26	W	1/0	3	27	9.0	22	0	0	0	0.0	0	0	0	0	0	0	0.0	0	0	0	0	0.0	0	0	0
@SF 11/2	L	1/0	3	32	10.7	18	0	0	0	0.0	0	0	0	0	0	0	0.0	0	0	0	0	0.0	0	0	0
BAL 11/9	W	1/1	3	38	12.7	24	0	0	0	0.0	0	0	0	0	1	0	44	44.0	44	0	0	0.0	0	0	0
@CHI 11/16	W	1/0	3	27	9.0	11	0	0	0	0.0	0	0	0	0	3	0	3	3.0	3	0	0	0.0	0	0	0
@ARI 11/23	W	1/0	2	16	8.0	9	0	0	0	0.0	0	0	0	0	0	0	0.0	0	0	0	0	0.0	0	0	0
MIN 11/30	W	1/0	1	41	41.0	41	0	0	0	0.0	0	0	0	0	0	0	0.0	0	0	0	0	0.0	0	0	0
@CLE 12/8	W	1/0	3	50	16.7	31	0	0	0	0.0	0	0	0	0	0	0	0.0	0	0	0	0	0.0	0	0	0
SEA 12/14	W	1/0	3	30	10.0	12	0	0	0	0.0	0	0	0	0	0	0	0.0	0	0	0	0	0.0	0	0	0
CIN 12/21	W	1/1	3	17	5.7	9	0	0	0	0.0	0	0	0	0	0	0	0.0	0	0	0	0	0.0	0	0	0
@DET 12/28	L	1/0	3	35	11.7	19	0	0	0	0.0	0	0	0	0	0	0	0.0	0	0	0	0	0.0	0	0	0
TOTALS	7-9	16/2	47	495	10.5	41	3	0	0	0.0	0	0	0	0	4	1	47	23.5	44	0	0	0.0	0	0	0

POSTSEASON

Game	W/L	P/S	Receiving					Rushing					TD	PR	FC	Yds	Avg	Lg	TD	KR	Yds	Avg	Lg	TD	
			No	Yds	Avg	Lg	TD	No	Yds	Avg	Lg														
CAR 1/10	L	1/0	2	31	15.5	24	0	0	0	0	0	0	0	0	0	0	0.0	0	0	0	0	0.0	0	0	0
TOTALS	1/0	2	31	15.5	24	0	0	0	0	0	0	0	0	0	0	0	0.0	0	0	0	0	0.0	0	0	0

2002 ST. LOUIS RAMS

Game	W/L	P/S	Receiving					Rushing					TD	PR	FC	Yds	Avg	Lg	TD	KR	Yds	Avg	Lg	TD		
			No	Yds	Avg	Lg	TD	No	Yds	Avg	Lg															
Signed from practice squad 12/2.																										
ARI 12/15	W	1/1	0	0	0.0	0	0	0	0	0.0	0	0	0	0	0	0	0.0	0	0	0	0	0.0	0	0	0	0
@SEA 12/22	L	1/1	0	0	0.0	0	0	0	0	0.0	0	0	0	0	0	0	0.0	0	0	0	0	0.0	0	0	0	0
SF 12/30	W	1/1	0	0	0.0	0	0	0	0	0.0	0	0	0	0	0	0	0.0	0	0	0	0	0.0	0	0	0	0
TOTALS	2-1	0/0	0	0	0.0	0	0	0	0	0.0	0	0	0	0	0	0	0.0	0	0	0	0	0.0	0	0	0	0

2000 NEW ENGLAND PATRIOTS

Game	W/L	P/S	Receiving					Rushing					TD	PR	FC	Yds	Avg	Lg	TD	KR	Yds	Avg	Lg	TD		
			No	Yds	Avg	Lg	TD	No	Yds	Avg	Lg															
TB 9/3	L																									
@NYJ 9/11	L																									
MIN 9/17	L																									
@MIA 9/24	L																									
@DEN 10/1	W																									
IND 10/8	W																									
NYJ 10/15	L																									
@IND 10/22	L																									
BUF 11/5	L																									
@CLE 11/12	L																									
CIN 11/19	W																									
@DET 11/23	L																									
KC 12/4	W																									
@CHI 12/10	L																									
@BUF 12/17	W																									
MIA 12/24	L																									
TOTALS	5-11	0/0	0	0	0.0	0	0	0	0	0.0	0	0	0	0	0	0	0.0	0	0	0	0	0.0	0	0	0	0



**CHRIS MASSEY**  
Long Snapper

45

6-0 • 245 • born 8/21/79  
6th year (6th Rams) • D7-2002  
Marshall  
East Bank H.S. • Chesapeake, W.V.  
Career GP/GS (playoffs): 80/1 (3/0)

TRANSACTIONS:

- 2/22/06 – signed renegotiated contract with the Rams.
- 3/1/05 – contract expired; remained under tender with the Rams.
- 4/20/02 – selected by the Rams in the seventh round (243rd overall) of 2002 NFL Draft.

**PRO:** Outstanding long-snapper...great strength and technique...very reliable...has excellent location of ball and ball speed...has made clean snaps on 146 of 147 attempts, including string

of 528 consecutive clean snaps from 9/8/02 at Denver to 12/11/06 vs. Chicago.

**2006 SEASON:** Successful on 146 of 147 snaps...notched two special teams tackles...performed long-snapping duties for K Jeff Wilkins to finish third in the NFL and second in the NFC in scoring.

- String of 528 consecutive clean snaps ended in Week 14 vs. Chicago 12/11 on a Jeff Wilkins extra point attempt in the second quarter.

**2005 SEASON:** 107 consecutive clean snaps.

- One special teams stop in back-to-back games in Weeks 7-8 vs. New Orleans 10/23 and vs. Jacksonville 10/30.

**2004 SEASON:** 92 consecutive clean snaps.

- Season-high three special teams tackles at Arizona 12/19.
- Made one special teams stop in NFC Wildcard Game at Seattle 1/8/05.

**2003 SEASON:** Career-high 121 consecutive clean snaps...saw limited action as blocking running back...performed long-snapping duties for K Jeff Wilkins to lead the NFL in scoring.

**2002 SEASON:** 101 consecutive clean snaps.

- Started one game as blocking running back vs. Seattle 10/20...also played position the week before against Oakland 10/13 during fourth quarter.

### COLLEGE:

- Played in every game as Thundering Herd's long-snapper as senior...also played linebacker, recording 19 tackles.
- As junior, played in 11 games as Herd's long-snapper.
- Handled all long-snapping duties for Thundering Herd as sophomore.
- Made one tackle during freshman season while handling long-snapping duties.
- Named District II GTE Academic All-American as sophomore.
- Graduated with degree in criminal justice.

### PERSONAL:

- Born Christopher Todd Massey in Charleston, W.V.
- Four-year letter winner in football at East Bank (W.V.) High.
- During senior season recorded 167 tackles and rushed for 1,017 yards and 19 touchdowns.
- Three-time All-Conference pick, two-time All-County and two-time All-State honoree.
- Honorable mention All-America as senior.
- Team captain of the 1996 West Virginia state championship team.
- Three-time All-Conference selection in baseball and was All-State in 1996.
- Member of National Honor Society.
- Married to Sarah with daughter, Maddyx and resides in St. Peters, Mo.

**MASSEY'S Games Played-Starts:** (RAMS) 2002 (16-1), 2003 (16-0), 2004 (16-0), 2005 (16-0), 2006 (16-0) **Totals:** (80-1). **Postseason:** (RAMS) 2003 (1-0), 2004 (2-0). **Postseason Totals:** (3-0).

**ADDITIONAL CAREER STATISTICS:** Rushing: 2003 (1 for -1 yard); Special Teams Tackles: 2002 (5), 2003 (4), 2004 (10), 2004 Postseason (1), 2005 (6), 2006 (2).



**ANDY  
McCOLLUM**  
Center

6-4 • 300 • born 6/2/70  
14th year (9th Rams) • UEFA(NO)-1999  
Toledo  
Revere H.S. • Richfield, Ohio  
Career GP/GS (playoffs): 172/145 (10/7)

67



### TRANSACTIONS:

- 9/12/06 – placed on reserve/injured.
- 11/28/05 – signed to a contract extension by Rams.
- 4/4/03 – re-signed with Rams as an unrestricted free agent.

- 2/25/00 – re-signed with Rams as an unrestricted free agent.
- 4/19/99 – signed with Rams as an unrestricted free agent.
- 6/11/96 – re-signed with New Orleans as an exclusive rights free agent.
- 2/24/95 – re-signed with New Orleans as an exclusive rights free agent.
- 11/15/94 – signed as a free agent with New Orleans from Cleveland practice squad.
- 8/30/94 – signed to practice squad by Cleveland.
- 6/3/94 – signed as a free-agent with Cleveland.

**PRO:** Anchor of Rams' offensive line...athletic ability and size make him unique...had string of 156 consecutive regular season contests played, dating from 1996, ended in 2006 after suffering left knee injury vs. Denver in 9/10/06...signed by Rams 4/13/99 as unrestricted free agent...played five seasons for New Orleans Saints (1994-98)...spent time with Barcelona Dragons of NFL Europe in 1995...signed by New Orleans off Cleveland Browns practice squad 11/15/94...played with Milwaukee Mustangs of Arena League in spring of 1994 before going to training camp with Cleveland as rookie free agent.

**2006 SEASON:** Started at left guard in Week 1 vs. Denver 9/10...suffered left knee injury in second quarter that caused him to rest of season after being placed on reserve/injured list.

**2005 SEASON:** Part of offense that ranked ninth in the NFL (fourth in NFC) and gained 314 first downs, fourth in NFC.

**2004 SEASON:** One of three Rams offensive linemen to start every game (G Adam Timmerman, T Orlando Pace)...one of only two linemen to play 100% of offensive plays (Timmerman).

- Blocked for an offense that ranked sixth in the NFL in total offense and fifth in passing offense.
- Offensive line did not allow a sack in two games, vs. Arizona 9/12 and at San Francisco 10/3.

**2003 SEASON:** One of three Rams (G Adam Timmerman, C Dave Wohlbaugh) to play in 100% of offensive plays.

- Blocked as RB Marshall Faulk rushed for more than 100 yards in five of six games down the stretch – 103 yards at Chicago 11/16, 100 yards at Arizona 11/23, 108 yards vs. Minnesota 11/30, 102 yards at Cleveland 12/8, and 121 yards vs. Cincinnati 12/21.
- Mainstay on line that blocked for offense that ranked first in NFC (second in NFL) with 27.9 points per game, scoring more than 30 points in seven games (7-0 in those games), and gaining at least 400 yards in four games (4-0 in those games).
- Key cog on line that allowed one sack or less in six games, including two no-sack performances at Seattle 9/21 and vs. Atlanta 10/13.

**2002 SEASON:** Only offensive lineman to start and play every contest at same position.

- Blocked on offensive line that protected as QB Marc Bulger passed to a team-record 22 passing first downs vs. San Diego 11/10.

**2001 SEASON:** Participated in 99 percent of Rams offensive plays during regular season, including 100 percent of offensive snaps in 15 games.

- Part of Rams offense that scored 500 points for NFL-record third consecutive season.
- Helped pave way for NFL Offensive Player of the Year Marshall Faulk, who gained 2,000 total yards for an NFL-record fourth straight season and led NFL with 21 touchdowns.

**2000 SEASON:** Started all 16 games, 15 at center and one at right guard...helped Rams offense gain NFL record 7,075 total yards and establish NFL marks for most yards gained, passing yards in season (5,232), most consecutive 30-point games (14), and most consecutive 20 point games (28)...only Rams player to participate in every offensive play, 1,013 snaps.

- Made only start of season at right guard in place of G Adam Timmerman at Kansas City 10/22.

**1999 SEASON:** Played in 16 regular season games on offense and special teams, with two starts at left guard...also saw action in three playoff games...replaced injured G Tom Nütten in both starts.

- Helped RB Marshall Faulk to back-to-back 100-yard rushing games in his two starts, 181 yards at Atlanta 10/17, and 133 yards vs. Cleveland 10/24.
- Had key block on WR Tony Horne's 95-yard kickoff return for touchdown to open second half vs. Minnesota 1/16 in divisional playoff.

**1998 SEASON:** Played in 16 games, with five starts for New Orleans.

- Started at left guard and recovered a fumble vs. St. Louis 11/15.
- Season totals include three starts at left guard and two at center.

**1997 SEASON:** Did not miss an offensive snap until final game of season...one of five Saints to start every contest.

**1996 SEASON:** Did not miss an offensive snap.

**1995 SEASON:** Started final nine contests at right guard in place of Chris Port, who suffered season ending neck injury at San Francisco 10/29...appeared in 11 games overall.

**1994 SEASON:** With Saints for final six games after signing from Cleveland's practice squad...inactive for five contests.

#### COLLEGE:

- All-Mid-American Conference performer as junior and senior.
- Started every game final three seasons.
- Academic All-MAC first-team selection senior season.
- Graduated with a degree in sports administration.

#### PERSONAL:

- Born Andrew Jon McCollum in Akron, Ohio.
- Second-team All-District senior season as offensive lineman at Revere High in Akron, Ohio.
- State qualifier in wrestling.
- Part of offensive line who finances and serves a turkey dinner to low income families.
- Married to Christy with sons, Andrew and Jake, and daughters, Avery, Lilly, and Hannah.
- Resides in Wildwood, Mo.

**McCOLLUM'S Games Played-Starts:** (New Orleans) 1994 (0-0), 1995 (11-9), 1996 (16-16), 1997 (16-16), 1998 (16-5); (RAMS) 1999 (16-2), 2000 (16-16), 2001 (16-16), 2002 (16-16), 2003 (16-16), 2004 (16-16), 2005 (16-16), 2006 (1-1). **Totals:** (171-144). **Postseason:** (RAMS) 1999 (3-0), 2000 (1-1), 2001 (3-3), 2003 (1-1), 2004 (2-2). **Postseason Totals:** (10-7).



**RANDY  
McMICHAEL**  
*Tight End*

**84**

6-3 • 255 • born 6/28/79  
6th year (1st Rams) • FA-2007  
Georgia  
Peach County H.S. • Fort Valley, Ga.  
Career GP/GS (playoffs): 80/80 (0/0)

#### TRANSACTIONS:

- 3/12/07 – signed three-year contract with Rams as unrestricted free agent.
- 3/5/06 – released by Miami.
- 10/7/05 – signed four-year contract extension with Miami.
- 4/21/02 – selected by Miami in the fourth round (114th overall) of 2002 NFL Draft.

**PRO:** All-time leader in receptions among Miami tight ends with 283 receptions and 3,096 yards...has started all 80 games in NFL career, third-longest streak by Dolphin to open career and second-longest in NFL history for a tight end (Ozzie Newsome, 95)...fifth among active tight ends with 283 receptions before 2007 season.

**2006 SEASON:** Started all 16 games for fifth straight season...finished fifth among AFC tight ends in receptions (62) and sixth in receiving yards (640)...led team in receptions five times and receiving yards four times.

- Eight receptions for 72 yards tied for second-highest single-game reception total of career in Week 6 at New York Jets 10/15...fifth career game with eight or more receptions.
- Passed Bruce Hardy for all-time lead among Miami tight ends in receptions in making five catches for 34 yards in Week 10 vs. Kansas City 11/12.
- Touchdowns in back-to-back games to end season, 17th and 18th of career, in Week 16 vs. New York Jets 12/25 and Week 17 at Indianapolis 12/31.

**2005 SEASON:** Started all 16 games for fourth straight season...finished fourth among AFC

tight ends in receptions (60), receiving yards (582), and touchdown receptions (5)...led team in receptions six times and receiving yards once.

- Made touchdown receptions in first four games of season, becoming first Dolphin to have touchdown catch in four straight games in same season since Mark Clayton in 1988 and first Dolphin to have touchdown catch in first four games of a season since Mark Duper in 1984.
- Seven receptions for season-high 81 yards vs. New England 11/13.

**2004 SEASON:** Started all 16 games for third straight season...led team with 73 receptions, third among AFC tight ends...third among AFC tight ends in receiving yards (791)...led team in receptions eight times and in receiving yards seven times...first alternate for AFC Pro Bowl team.

- Season-high 93 yards on six receptions at Cincinnati 9/19.
- Career-high nine receptions for 59 yards vs. Cleveland 12/26...reception total marked single-game record for Dolphins tight end.

**2003 SEASON:** Started all 16 games for second straight season...ranked fourth among AFC tight ends in both receptions (49) and receiving yards (598)...led or shared lead in receptions four times, and led team in receiving yards five times.

- First career 100-yard receiving game vs. New England 10/19, making eight receptions for 102 yards, third-most in regular season history for a Dolphins tight end...first 100-yard regular season receiving game for Miami since Ferrell Edmunds at New York Jets 11/27/88 (two receptions, 117 yards), and sixth in franchise history.

**2002 SEASON:** Started all 16 games as rookie...four touchdown receptions led team and were most by Miami tight end since Troy Drayton in 1997, and most by rookie tight end in franchise history.

- NFL debut in start vs. Detroit 9/8, tying for team-high with four receptions for team-high 73 yards...first Dolphins tight end to make reception in NFL debut since Charles Henry at Buffalo 9/1/91, and first Dolphins tight end to make touchdown reception in NFL debut...earned Pepsi NFL Rookie of the Week honors from fans through vote on *NFL.com*.
- Five receptions for 79 yards (season-highs) vs. New York Jets 9/22, earning Pepsi NFL Rookie of the Week honors.

### COLLEGE:

- Started 21 of 33 career games at Georgia, making 90 receptions for 1,213 yards and five touchdowns, finishing ninth in school history in receiving yards.
- First-team All-Southeastern Conference by the *Associated Press* and SEC coaches as senior, starting nine of 10 games, making 24 receptions for 281 yards and one touchdown.
- Honorable mention All-SEC choice as sophomore, catching 32 passes for 475 yards and one touchdown.
- First-team Freshman All-America choice by SEC coaches and *The Sporting News* as redshirt freshman, having best season with 34 receptions for 357 yards and three touchdowns.
- Missed 1998 season with knee injury and missed all but one game of 1997 with thumb injury.
- Graduated with degree in family and consumer science.

### PERSONAL:

- Born Randy Montez McMichael in Griffin, Ga.
- Named to *Atlanta Journal-Constitution's* Top 50 in Georgia as senior at Peach County High in Fort Valley, Ga.
- Voted team's best offensive lineman as senior.
- Also lettered in basketball and track.
- Established the Randy McMichael Foundation to promote programs that enhance the quality of life for young people and assist in the recreational and educational development of youth in the South Florida and Middle Georgia communities.
- Married to Cawanna with two daughters, Kai and Sierra, and two sons, Isaiah and Shawn.

## McMICHAEL'S NFL STATISTICS

Year	Team	Receiving					Rushing					
		G-S	Att	Yds	Avg	Lg	TD	No	Yds	Avg	Lg	TD
2002	Miami	16-16	39	485	12.4	45	4	1	8	8.0	8	0
2003	Miami	16-16	49	598	12.2	46	2	0	0	0.0	0	0
2004	Miami	16-16	73	791	10.8	42t	4	0	0	0.0	0	0
2005	Miami	16-16	60	582	9.7	30t	5	0	0	0.0	0	0
2006	Miami	16-16	62	640	10.3	24	3	0	0	0.0	0	0
<b>Total</b>		<b>80-80</b>	<b>283</b>	<b>3,096</b>	<b>10.9</b>	<b>46</b>	<b>18</b>	<b>1</b>	<b>8</b>	<b>8.0</b>	<b>0</b>	<b>0</b>

**ADDITIONAL CAREER STATISTICS:** Two-Point Conversions: 2004 (1).

## SINGLE GAME HIGHS

Receptions - 9 vs. Cleveland (12/26/04)  
 Yards - 102 vs. New England (10/19/03)  
 Long - 46 vs. Indianapolis (11/2/03)  
 Touchdowns - 1 (18 times), Last @ Indianapolis (12/31/06)

## McMICHAEL'S 100-YARD RECEIVING GAMES (3)

Yards	Opponent	Date	Rec	Avg	Lg	TD
102	L-New Englnd	10/19/03	8	12.8	22	0

## McMICHAEL'S GAME-BY-GAME STATS

## 2006 MIAMI DOLPHINS

Game	W/L	P/S	Rec	Yds	Avg	Lg	TD
@PIT 9/7	L	1/1	1	10	10.0	10	0
BUF 9/17	L	1/1	3	34	11.3	19	0
TEN 9/24	W	1/1	2	15	7.5	10	0
@HOV 10/1	L	1/1	4	54	13.5	22	0
@NE 10/8	L	1/1	6	84	14.0	23	0
@NYJ 10/15	L	1/1	8	72	9.0	17	0
GB 10/22	L	1/1	7	77	11.0	17	0
@CHI 11/5	W	1/1	1	11	11.0	11	0
KC 11/12	W	1/1	5	34	6.8	8	0
MIN 11/19	W	1/1	4	37	9.3	13	0
@DET 11/23	W	1/1	3	25	8.3	11	1
JAX 12/3	L	1/1	2	14	7.0	12	0
NE 12/10	W	1/1	3	31	10.3	17	0
@BUF 12/17	L	1/1	4	41	10.3	22	0
NYJ 12/25	L	1/1	5	46	9.2	20	1
@IND 12/31	L	1/1	4	55	13.8	24	1
<b>TOTALS</b>	<b>6-10</b>	<b>16/16</b>	<b>62</b>	<b>640</b>	<b>10.3</b>	<b>24</b>	<b>3</b>

## 2005 MIAMI DOLPHINS

Game	W/L	P/S	Rec	Yds	Avg	Lg	TD
DEN 9/11	W	1/1	6	55	9.2	17	1
@NYJ 9/18	L	1/1	8	77	9.6	21	1
CAR 9/25	W	1/1	1	18	18.0	18t	1
@BUF 10/9	L	1/1	1	30	30.0	30t	1
@TB 10/16	L	1/1	3	20	6.7	10	0
KC 10/21	L	1/1	3	29	9.7	16	0
@NO 10/30	W	1/1	3	20	6.7	11	0
ATL 11/6	L	1/1	3	21	7.0	12	0
NE 11/13	L	1/1	7	81	11.6	27	0
@CLE 11/20	L	1/1	0	0	0.0	0	0
@OAK 11/27	W	1/1	4	59	14.8	25t	1
BUF 12/4	W	1/1	6	41	6.8	8	0
@SD 12/11	W	1/1	2	12	6.0	8	0
NYJ 12/18	W	1/1	4	42	10.5	19	0
TEN 12/24	W	1/1	4	42	10.5	19	0
@NE 1/1	W	1/1	5	35	7.0	9	0
<b>TOTALS</b>	<b>9-7</b>	<b>16/16</b>	<b>60</b>	<b>582</b>	<b>9.7</b>	<b>30t</b>	<b>5</b>

## 2004 MIAMI DOLPHINS

Game	W/L	P/S	Rec	Yds	Avg	Lg	TD
TEN 9/11	L	1/1	8	79	9.9	16	1
@CIN 9/19	L	1/1	6	93	15.5	37	0
PIT 9/26	L	1/1	5	51	10.2	15	0
NYJ 10/3	L	1/1	5	51	10.2	20	0
@NE 10/10	L	1/1	4	62	15.5	34	0
@BUF 10/17	L	1/1	3	34	11.3	24	0
STL 10/24	W	1/1	4	78	19.5	42t	1
@NYJ 11/1	L	1/1	7	87	12.4	28	1
ARI 11/7	L	1/1	1	16	16.0	16	0
@SEA 11/21	L	1/1	6	43	7.2	17	0
@SF 11/28	W	1/1	2	28	14.0	15	1
BUF 12/5	L	1/1	2	14	7.0	12	0
@DEN 12/12	L	1/1	5	62	12.4	21	0
NE 12/20	W	1/1	4	29	7.3	11	0
CLE 12/26	W	1/1	9	59	6.6	11	0
@BAL 1/2	L	1/1	2	5	2.5	3	0
<b>TOTALS</b>	<b>4-12</b>	<b>16/16</b>	<b>73</b>	<b>791</b>	<b>10.8</b>	<b>42t</b>	<b>4</b>

## 2003 MIAMI DOLPHINS

Game	W/L	P/S	Rec	Yds	Avg	Lg	TD
HOU 9/7	L	1/1	1	16	16.0	16	0
@NYJ 9/14	W	1/1	3	21	7.0	10	1
BUF 9/21	W	1/1	4	57	14.3	33	0
@WVG 10/5	W	1/1	2	57	28.5	33	0
@JAX 10/12	W	1/1	2	27	13.5	14	0
NE 10/19	L	1/1	8	102	12.8	22	0
@SD 10/27	W	1/1	3	24	8.0	10	1
IND 11/2	L	1/1	6	88	14.7	46	0
@TEN 11/9	L	1/1	3	17	5.7	8	0
BAL 11/16	W	1/1	1	9	9.0	9	0
WAS 11/23	W	1/1	3	15	5.0	7	0
@DAL 11/27	W	1/1	2	24	12.0	12	0
@NE 12/7	L	1/1	0	0	0.0	0	0
PHI 12/15	L	1/1	7	95	13.6	35	0
@BUF 12/21	W	1/1	1	6	6.0	6	0
NYJ 12/28	W	1/1	3	40	13.3	27	0
<b>TOTALS</b>	<b>10-6</b>	<b>16/16</b>	<b>49</b>	<b>598</b>	<b>12.2</b>	<b>46</b>	<b>2</b>

## 2002 MIAMI DOLPHINS

Game	W/L	P/S	Rec	Yds	Avg	Lg	TD
DET 9/8	W	1/1	4	73	18.3	24	1
@IND 9/15	W	1/1	2	34	17.0	24	0
NYJ 9/22	W	1/1	5	79	15.8	36	1
@KC 9/29	L	1/1	2	18	9.0	13	0
NE 10/6	W	1/1	3	26	8.7	18	1
@DEN 10/13	W	1/1	5	62	12.4	26	0
BUF 10/20	L	1/1	3	35	11.7	26	1
@GB 11/4	L	1/1	2	12	6.0	6	0
@NYJ 11/10	L	1/1	2	18	9.0	9	0
BAL 11/17	W	1/1	2	50	25.0	45	0
SD 11/24	W	1/1	0	0	0.0	0	0
@BUF 12/1	L	1/1	2	2	1.0	2	0
CHI 12/9	W	1/1	1	26	26.0	26	0
OAK 12/15	W	1/1	2	12	6.0	9	0
@MIN 12/21	L	1/1	1	13	13.0	13	0
@NE 12/29	L	1/1	3	25	8.3	14	0
<b>TOTALS</b>	<b>9-7</b>	<b>16/16</b>	<b>39</b>	<b>485</b>	<b>12.4</b>	<b>45</b>	<b>4</b>



# TRAVIS MINOR

Running Back

5-10 • 203 • born 6/30/79  
7th year (1st Rams) • UFA(MIA)-2007  
Florida State  
Catholic H.S. • Baton Rouge, La.  
Career GP/GS (playoffs): 91/4 (1/0)

# 22



## TRANSACTIONS:

- 3/9/07 – signed one-year contract with Rams as unrestricted free agent.
- 3/17/06 – signed one-year contract with Miami as unrestricted free agent.
- 3/25/05 – signed one-year contract with Miami as unrestricted free agent.
- 4/21/04 – signed one-year contract with Miami as restricted free agent.
- 7/24/01 – signed three-year contract with Miami.
- 4/21/01 – selected by Miami in third round (85th overall) of 2001 NFL Draft.

**PRO:** Valuable backup running back with versatility on special teams.

**2006 SEASON:** Played in all 16 games for fifth time in six seasons...led Miami with 14 special teams tackles.

• Saw first offensive action of season in Week 12 at Detroit 11/23, with six carries for 27 yards.

**2005 SEASON:** Played in all 16 games for fourth time in five seasons.

- Five carries for 17 yards in season opener vs. Denver 9/11.
- Two special teams tackles vs. New England 11/13 and vs. Tennessee 12/24.

**2004 SEASON:** Career-high four starts...inactive for five games with sprained ankle...second on team with career-high 388 rushing yards.

- First career start in season opener vs. Tennessee 9/11, spraining ankle early in game.
- Career-high 90 yards on 11 carries vs. Arizona 11/7.
- 75 yards rushing, with 3-yard touchdown, vs. Buffalo 12/5.

**2003 SEASON:** Played in all 16 games for third straight season...second on team with 193 rushing yards.

- Season-high 30 yards on five carries vs. Baltimore 11/16.
- Four kickoff returns for 29.0-yard average, with 49-yard long, vs. New York Jets 12/28.

**2002 SEASON:** Played in all 16 games for second straight season...second on team with 180 rushing yards...led team with 23.3-yard average on 46 kickoff returns, ranking eighth in AFC.

- Season-high 45 yards rushing on 11 carries in season opener vs. Detroit 9/8.
- Season-high three special teams tackles vs. New York Jets 9/22 and vs. New England 10/6.
- Franchise-record tying seven kickoff returns for 30.7-yard average at Denver 10/13...215 total kickoff return yards marked franchise record.

**2001 SEASON:** Played in all 16 games as rookie...finished third on team with 281 rushing yards...made career-high 29 receptions for 263 yards.

- First NFL touchdown on 29-yard run at New York Jets 10/14.
- Recovered QB Jay Fiedler fumble into end zone for second career touchdown at Seattle 10/28.
- Season-bests at Indianapolis 11/11, rushing for 71 yards and one touchdown on seven attempts, adding two receptions for 18 yards...touchdown was on 56-yard run, second-longest run by rookie in Miami history.
- Season-high seven receptions for 65 yards, including 17-yard touchdown reception, first of career, vs. Atlanta 12/30.

## COLLEGE:

- Started 33 of 43 games for Seminoles, including 30 starts over final three seasons.
- FSU's third-leading career rusher with 3,218 yards on 664 attempts with 28 touchdowns, trailing Warrick Dunn (3,959) and Greg Allen (3,769), while leading team in rushing all four years.
- Also made 106 receptions for 831 yards and three touchdowns.
- Second-team All-Atlantic Coast Conference selection as senior, with career-high 923 yards and

five touchdowns on 181 carries, adding 42 receptions for 333 yards.

- Second-team All-ACC pick as junior, gaining 815 yards and seven touchdowns on 180 carries, adding 16 receptions for 102 yards in helping FSU to 1999 National Championship.
- First-team All-ACC choice as sophomore, rushing for 857 yards and seven touchdowns on 191 carries, adding 21 receptions for 189 yards and one touchdown.
- ACC Rookie of the Year and second-team All-ACC as freshman with 623 yards and a career-high nine touchdowns on 112 carries, adding 27 receptions for 207 yards and two touchdowns.
- Sports management major.

### PERSONAL:

- Born Travis DeJohn Minor in New Orleans, La.
- Rushed for 4,706 yards and 52 touchdowns, adding 62 receptions for 1,344 yards and 20 touchdowns at Catholic High in Baton Rouge.
- Named *USA Today's* Offensive Player of the Year as senior, rushing for 2,649 yards and 33 touchdowns, adding 25 receptions for 598 yards and 10 touchdowns.
- Also lettered in track, earning state championship in the 100- and 200-meters.
- Contributed weekly training camp diary as rookie in 2001 for Dolphins' website.
- Has dedicated career to late father, Leslie, who was killed in motorcycle accident in Baton Rouge on the first night of 2003 training camp – "I owe him for everything that I am. He was the main reason why I'm able to play in the NFL. I was blessed to have a father figure in my life until then. All I can do is hope to be as good of a father one day as he was to me."

### MINOR'S NFL STATISTICS

Year	Team	Rushing						Receiving					
		G-S	Att	Yds	Avg	Lg	TD	No	Yds	Avg	Lg	TD	
2001	Miami	16-0	59	281	4.8	56t	2	29	263	9.1	29	1	
2002	Miami	16-0	44	180	4.1	23	2	0	0	0.0	0	0	
2003	Miami	16-0	41	193	4.7	26	1	4	13	3.3	12	0	
2004	Miami	11-4	109	388	3.6	34	3	13	75	5.8	20	0	
2005	Miami	16-0	5	17	3.4	9	0	1	0	0.0	0	0	
2006	Miami	16-0	19	74	3.9	9	0	3	2	0.7	4	0	
<b>Total</b>		<b>91-4</b>	<b>277</b>	<b>1,133</b>	<b>4.1</b>	<b>56t</b>	<b>8</b>	<b>50</b>	<b>353</b>	<b>7.1</b>	<b>29</b>	<b>1</b>	

Year	Team	Punt Returns						Kickoff Returns					
		No	FC	Yds	Avg	Lg	TD	No	Yds	Avg	Lg	TD	
2001	Miami	0	0	0	0.0	0	0	0	0	0.0	0	0	
2002	Miami	0	0	0	0.0	0	0	46	1,071	23.3	66	0	
2003	Miami	0	0	0	0.0	0	0	37	727	21.4	49	0	
2004	Miami	0	0	0	0.0	0	0	0	0	0.0	0	0	
2005	Miami	0	0	0	0.0	0	0	2	22	11.0	19	0	
2006	Miami	0	0	0	0.0	0	0	2	17	8.5	17	0	
<b>Total</b>		<b>0</b>	<b>0</b>	<b>0</b>	<b>0.0</b>	<b>0</b>	<b>0</b>	<b>84</b>	<b>1,837</b>	<b>21.9</b>	<b>66</b>	<b>0</b>	

### POSTSEASON

Year	Team	Rushing						Receiving					
		G-S	Att	Yds	Avg	Lg	TD	No	Yds	Avg	Lg	TD	
2001	Miami	1-0	5	14	2.8	5	0	2	4	2.0	4	0	
<b>Total</b>		<b>1-0</b>	<b>5</b>	<b>14</b>	<b>2.8</b>	<b>5</b>	<b>0</b>	<b>2</b>	<b>4</b>	<b>2.0</b>	<b>4</b>	<b>0</b>	

**ADDITIONAL CAREER STATISTICS:** Special Teams Tackles: 2001 (10), 2001 Postseason (1), 2003 (9), 2004 (1), 2005 (7), 2006 (14); Special Teams Forced Fumbles: 2003 (1), 2006 (1).

### SINGLE GAME HIGHS

Rush - 22 @ San Francisco (11/28/04)  
 Playoffs - 5 vs. Baltimore (1/13/02)  
 Rush Lg - 56t @ Indianapolis (11/11/01)  
 Playoffs - 5 vs. Baltimore (1/13/02)  
 Rushing TD - 1 (eight times),  
 Last vs. Atlanta (12/30/01)  
 Rec - 7 vs. Atlanta (12/30/01)  
 Playoffs - 2 vs. Baltimore (1/13/02)  
 Rec Yds - 65 vs. Atlanta (13/30/01)  
 Playoffs - 4 vs. Baltimore (1/13/02)  
 Rec Lg - 29 vs. Indianapolis (12/10/01)  
 Playoffs - 4 vs. Baltimore (1/13/02)  
 Rec TD - none

Kickoff Ret - 7 vs. Denver (10/13/02)  
 KOR Yards - 215 vs. Denver (10/13/02)  
 KOR Lg - 66 vs. Denver (10/13/02)  
 KOR TD - none

## MINOR'S GAME-BY-GAME STATS

## 2006 MIAMI DOLPHINS

Game	W/L	P/S	Rushing					Receiving					TD	PR	FC	Yds	Avg	Lg	TD	KR	Yds	Avg	Lg	TD
			No	Yds	Avg	Lg	TD	No	Yds	Avg	Lg													
@PIT 9/7	L	1/0	0	0	0.0	0	0	0	0	0.0	0	0	0	0	0	0	0	0	0	1	0	0.0	0	0
BUF 9/17	L	1/0	0	0	0.0	0	0	0	0	0.0	0	0	0	0	0	0	0	0	0	0	0	0.0	0	0
TEN 9/24	W	1/0	0	0	0.0	0	0	0	0	0.0	0	0	0	0	0	0	0	0	0	0	0	0.0	0	0
@HOU 10/1	L	1/0	0	0	0.0	0	0	0	0	0.0	0	0	0	0	0	0	0	0	0	0	0	0.0	0	0
@NE 10/8	L	1/0	0	0	0.0	0	0	0	0	0.0	0	0	0	0	0	0	0	0	0	0	0	0.0	0	0
@NYJ 10/15	L	1/0	0	0	0.0	0	0	0	0	0.0	0	0	0	0	0	0	0	0	0	0	0	0.0	0	0
GB 10/22	L	1/0	0	0	0.0	0	0	0	0	0.0	0	0	0	0	0	0	0	0	0	0	0	0.0	0	0
@CHI 11/5	W	1/0	0	0	0.0	0	0	0	0	0.0	0	0	0	0	0	0	0	0	0	1	17	17.0	17	0
KC 11/12	W	1/0	0	0	0.0	0	0	0	0	0.0	0	0	0	0	0	0	0	0	0	0	0	0.0	0	0
MIN 11/19	W	1/0	0	0	0.0	0	0	0	0	0.0	0	0	0	0	0	0	0	0	0	0	0	0.0	0	0
@DET 11/23	W	1/0	6	27	4.5	9	0	0	0	0.0	0	0	0	0	0	0	0	0	0	0	0	0.0	0	0
JAX 12/3	L	1/0	6	22	3.7	6	0	3	2	0.7	4	0	0	0	0	0	0	0	0	0	0	0.0	0	0
NE 12/10	W	1/0	2	4	2.0	3	0	0	0	0.0	0	0	0	0	0	0	0	0	0	0	0	0.0	0	0
@BUF 12/17	L	1/0	5	21	4.2	9	0	0	0	0.0	0	0	0	0	0	0	0	0	0	0	0	0.0	0	0
NYJ 12/25	L	1/0	0	0	0.0	0	0	0	0	0.0	0	0	0	0	0	0	0	0	0	0	0	0.0	0	0
@IND 12/31	L	1/0	0	0	0.0	0	0	0	0	0.0	0	0	0	0	0	0	0	0	0	0	0	0.0	0	0
TOTALS	6-1	16/0	19	74	3.9	9	0	3	2	0.7	4	0	0	0	0	0	0	0	0	2	17	8.5	17	0

## 2005 MIAMI DOLPHINS

Game	W/L	P/S	Rushing					Receiving					TD	PR	FC	Yds	Avg	Lg	TD	KR	Yds	Avg	Lg	TD	
			No	Yds	Avg	Lg	TD	No	Yds	Avg	Lg														
DEN 9/11	W	1/0	5	17	3.4	9	0	1	0	0.0	0	0	0	0	0	0	0	0	0	0	0	0.0	0	0	0
@NYJ 9/18	L	1/0	0	0	0.0	0	0	0	0	0.0	0	0	0	0	0	0	0	0	0	0	0	0.0	0	0	0
CAR 9/25	W	1/0	0	0	0.0	0	0	0	0	0.0	0	0	0	0	0	0	0	0	0	0	0	0.0	0	0	0
@BUF 10/9	L	1/0	0	0	0.0	0	0	0	0	0.0	0	0	0	0	0	0	0	0	0	0	0	0.0	0	0	0
@TB 10/16	L	1/0	0	0	0.0	0	0	0	0	0.0	0	0	0	0	0	0	0	0	0	0	0	0.0	0	0	0
KC 10/21	L	1/0	0	0	0.0	0	0	0	0	0.0	0	0	0	0	0	0	0	0	0	0	0	0.0	0	0	0
@NO 10/30	W	1/0	0	0	0.0	0	0	0	0	0.0	0	0	0	0	0	0	0	0	0	0	0	0.0	0	0	0
ATL 11/6	L	1/0	0	0	0.0	0	0	0	0	0.0	0	0	0	0	0	0	0	0	0	0	0	0.0	0	0	0
NE 11/13	L	1/0	0	0	0.0	0	0	0	0	0.0	0	0	0	0	0	0	0	0	0	0	0	0.0	0	0	0
@CLE 11/20	L	1/0	0	0	0.0	0	0	0	0	0.0	0	0	0	0	0	0	0	0	0	1	19	19.0	19	0	
@OK 11/27	W	1/0	0	0	0.0	0	0	0	0	0.0	0	0	0	0	0	0	0	0	0	0	0	0.0	0	0	0
BUF 12/4	W	1/0	0	0	0.0	0	0	0	0	0.0	0	0	0	0	0	0	0	0	0	0	0	0.0	0	0	0
@SD 12/11	W	1/0	0	0	0.0	0	0	0	0	0.0	0	0	0	0	0	0	0	0	0	0	0	0.0	0	0	0
NYJ 12/18	W	1/0	0	0	0.0	0	0	0	0	0.0	0	0	0	0	0	0	0	0	0	0	0	0.0	0	0	0
TEN 12/24	W	1/0	0	0	0.0	0	0	0	0	0.0	0	0	0	0	0	0	0	0	0	0	0	0.0	0	0	0
@NE 1/1	W	1/0	0	0	0.0	0	0	0	0	0.0	0	0	0	0	0	0	0	0	0	1	3	3.0	3	0	0
TOTALS	9-7	16/0	5	17	3.4	9	0	1	0	0.0	0	0	0	0	0	0	0	0	0	2	22	11.0	19	0	0

## 2004 MIAMI DOLPHINS

Game	W/L	P/S	Rushing					Receiving					TD	PR	FC	Yds	Avg	Lg	TD	KR	Yds	Avg	Lg	TD		
			No	Yds	Avg	Lg	TD	No	Yds	Avg	Lg															
TEN 9/11	L	1/1	5	25	5.0	14	0	1	20	20.0	20	0	0	0	0	0	0	0	0	0	0	0.0	0	0	0	
@CIN 9/19	L	Inactive																								
PIT 9/26	L	Inactive																								
NYJ 10/3	L	Inactive																								
@NE 10/10	L	Inactive																								
@BUF 10/17	L	Inactive																								
STL 10/24	W	1/0	3	21	7.0	13	1	0	0	0.0	0	0	0	0	0	0	0	0	0	0	0	0.0	0	0	0	
@NYJ 11/1	L	1/0	4	4	1.0	4	0	0	0	0.0	0	0	0	0	0	0	0	0	0	0	0	0.0	0	0	0	
ARI 11/7	L	1/0	11	90	8.2	34	0	0	0	0.0	0	0	0	0	0	0	0	0	0	0	0	0.0	0	0	0	
@SEA 11/21	L	1/0	13	37	2.8	17	0	4	13	3.3	4	0	0	0	0	0	0	0	0	0	0	0.0	0	0	0	
@SF 11/28	W	1/1	22	47	2.3	12	0	2	15	7.5	12	0	0	0	0	0	0	0	0	0	0	0.0	0	0	0	
BUF 12/5	L	1/1	19	75	3.9	14	1	2	14	7.0	7	0	0	0	0	0	0	0	0	0	0	0.0	0	0	0	
@DEN 12/12	L	1/1	10	24	2.4	6	0	1	2	2.0	2	0	0	0	0	0	0	0	0	0	0	0.0	0	0	0	
NE 12/20	W	1/0	8	27	3.8	8	1	0	0	0.0	0	0	0	0	0	0	0	0	0	0	0	0.0	0	0	0	
CLE 12/26	W	1/0	6	30	5.0	13	0	2	4	2.0	2	0	0	0	0	0	0	0	0	0	0	0.0	0	0	0	
@BAL 1/2	L	1/0	8	8	1.0	10	0	1	7	7.0	7	0	0	0	0	0	0	0	0	0	0	0.0	0	0	0	
TOTALS	4-12	11/4	109	388	3.6	34	3	13	75	5.8	20	0	0	0	0	0	0	0	0	0	0	0.0	0	0	0	

## 2003 MIAMI DOLPHINS

Game	W/L	P/S	Rushing					Receiving					TD	PR	FC	Yds	Avg	Lg	TD	KR	Yds	Avg	Lg	TD	
			No	Yds	Avg	Lg	TD	No	Yds	Avg	Lg														
HOU 9/7	L	1/0	1	3	3.0	3	0	0	0	0.0	0	0	0	0	0	0	0	0	0	1	23	23.0	23	0	0
@NYJ 9/14	W	1/0	5	27	5.4	11	0	0	0	0.0	0	0	0	0	0	0	0	0	0	0	0	0.0	0	0	0
BUF 9/21	W	1/0	0	0	0.0	0	0	0	0	0.0	0	0	0	0	0	0	0	0	0	0	0	0.0	0	0	0
@NYG 10/5	W	1/0	0	0	0.0	0	0	0	0	0.0	0	0	0	0	0	0	0	0	0	1	19	19.0	19	0	0
@JAX 10/12	W	1/0	1	11	11.0	11	0	2	12	6.0	12	0	0	0	0	0	0	0	0	0	0	0.0	0	0	0
NE 10/19	L	1/0	0	0	0.0	0	0	0	0	0.0	0	0	0	0	0	0	0	0	0	0	0	0.0	0	0	0
@SD 10/27	W	1/0	0	0	0.0	0	0	0	0	0.0	0	0	0	0	0	0	0	0	0	3	63	21.0	25	0	0
IND 11/2	L	1/0	1	11	11.0	11	0	0	0	0.0	0	0	0	0	0	0	0	0	0	4	79	19.8	22	0	0
@TEN 11/9	L	1/0	3	22	7.3	19	0	1	5	5.0	5	0	0	0	0	0	0	0	0	5	101	20.2	29	0	0
BAL 11/16	W	1/0	5	30	6.0	26	0	0	0	0.0	0	0	0	0	0	0	0	0	0	0	0	0.0	0	0	0
WAS 11/23	W	1/0	3	20	6.7	11	0	0	0	0.0	0	0	0	0	0	0	0	0	0	3	66	22.0	31	0	0
@DAL 11/27	W	1/0	9	26	2.9	9	0	0	0	0.0	0	0	0	0	0	0	0	0	0	3	49	16.3	21	0	0
@NE 12/7	L	1/0	0	0	0.0	0	0	1	-4	-4.0	-4	0	0	0	0	0	0	0	0	3	50	16.7	22	0	0
PHI 12/15	L	1/0	5	24																					

MINOR'S GAME-BY-GAME STATS (Cont.)

2002 MIAMI DOLPHINS

Game	W/L	P/S	Rushing					Receiving					TD	PR	FC	Yds	Avg	Lg	TD	KR	Yds	Avg	Lg	TD	
			No	Yds	Avg	Lg	TD	No	Yds	Avg	Lg	TD													
DET 9/8	W	1/0	11	45	4.1	18	0	0	0	0.0	0	0	0	0	0	0	0.0	0	0	0	0	0	0	0	0
@IND 9/15	W	1/0	3	1	0.3	3	0	0	0	0.0	0	0	0	0	0	0	0.0	0	0	0	0	0	0	0	0
NYJ 9/22	W	1/0	4	21	5.3	9	1	0	0	0.0	0	0	0	0	0	0	0.0	0	0	0	0	0	0	0	0
@KC 9/29	L	1/0	0	0	0.0	0	0	0	0	0.0	0	0	0	0	0	0	0.0	0	0	0	0	0	0	0	0
NE 10/6	W	1/0	0	0	0.0	0	0	0	0	0.0	0	0	0	0	0	0	0.0	0	0	0	2	49	24.5	25	0
@DEN 10/13	W	1/0	0	0	0.0	0	0	0	0	0.0	0	0	0	0	0	0	0.0	0	0	0	7	215	30.7	66	0
BUF 10/20	L	1/0	2	8	4.0	5	0	0	0	0.0	0	0	0	0	0	0	0.0	0	0	0	5	139	27.8	46	0
@GB 11/4	L	1/0	1	4	4.0	4	0	0	0	0.0	0	0	0	0	0	0	0.0	0	0	0	4	89	22.3	32	0
@NYJ 11/10	L	1/0	0	0	0.0	0	0	0	0	0.0	0	0	0	0	0	0	0.0	0	0	0	3	58	19.3	20	0
BAL 11/17	W	1/0	0	0	0.0	0	0	0	0	0.0	0	0	0	0	0	0	0.0	0	0	0	1	27	27.0	27	0
SD 11/24	W	1/0	8	33	4.1	11	0	0	0	0.0	0	0	0	0	0	0	0.0	0	0	0	2	34	17.0	23	0
@BUF 12/1	L	1/0	4	34	8.5	23	0	0	0	0.0	0	0	0	0	0	0	0.0	0	0	0	6	111	18.5	25	0
CHI 12/9	W	1/0	8	21	2.6	8	0	0	0	0.0	0	0	0	0	0	0	0.0	0	0	0	5	126	25.2	41	0
OAK 12/15	W	1/0	2	10	5.0	6	1	0	0	0.0	0	0	0	0	0	0	0.0	0	0	0	4	111	27.8	45	0
@MIN 12/21	L	1/0	0	0	0.0	0	0	0	0	0.0	0	0	0	0	0	0	0.0	0	0	0	5	64	12.8	20	0
@NE 12/29	L	1/0	1	3	3.0	3	0	0	0	0.0	0	0	0	0	0	0	0.0	0	0	0	0	0	0	0	0
TOTALS	9-7	16/0	44	180	4.1	23	2	0	0	0.0	0	0	0	0	0	0	0.0	0	0	0	46	1,071	23.3	66	0

2001 MIAMI DOLPHINS


Game	W/L	P/S	Rushing					Receiving					TD	PR	FC	Yds	Avg	Lg	TD	KR	Yds	Avg	Lg	TD		
			No	Yds	Avg	Lg	TD	No	Yds	Avg	Lg	TD														
@TEN 9/9	W	1/0	0	0	0.0	0	0	0	0	0.0	0	0	0	0	0	0	0.0	0	0	0	0	0	0	0	0	0
OAK 9/23	W	1/0	1	1	1.0	1	0	1	8	8.0	8	0	0	0	0	0	0.0	0	0	0	0	0	0	0	0	0
@STL 9/30	L	1/0	0	0	0.0	0	0	1	5	5.0	5	0	0	0	0	0	0.0	0	0	0	0	0	0	0	0	0
NE 10/7	W	1/0	7	25	3.6	6	0	1	-1	-1.0	-1	0	0	0	0	0	0.0	0	0	0	0	0	0	0	0	0
@NYJ 10/14	L	1/0	1	29	29.0	29k	1	2	35	17.5	19	0	0	0	0	0	0.0	0	0	0	0	0	0	0	0	0
@SEA 10/28	W	1/0	2	11	5.5	10	0	0	0	0.0	0	0	0	0	0	0	0.0	0	0	0	0	0	0	0	0	0
CAR 11/4	W	1/0	4	13	3.3	5	0	2	20	10.0	17	0	0	0	0	0	0.0	0	0	0	0	0	0	0	0	0
@IND 11/11	W	1/0	7	71	10.1	56k	1	2	18	9.0	10	0	0	0	0	0	0.0	0	0	0	0	0	0	0	0	0
NYJ 11/18	L	1/0	6	9	1.5	3	0	5	23	4.6	8	0	0	0	0	0	0.0	0	0	0	0	0	0	0	0	0
@BUF 11/25	W	1/0	8	38	4.8	8	0	1	18	18.0	18	0	0	0	0	0	0.0	0	0	0	0	0	0	0	0	0
DEN 12/2	W	1/0	2	1	0.5	2	0	1	4	4.0	4	0	0	0	0	0	0.0	0	0	0	0	0	0	0	0	0
IND 12/10	W	1/0	4	28	7.0	17	0	2	41	20.5	29	0	0	0	0	0	0.0	0	0	0	0	0	0	0	0	0
@SF 12/16	L	1/0	2	12	6.0	7	0	4	27	6.8	20	0	0	0	0	0	0.0	0	0	0	0	0	0	0	0	0
@NE 12/22	L	1/0	3	7	2.3	6	0	0	0	0.0	0	0	0	0	0	0	0.0	0	0	0	0	0	0	0	0	0
ATL 12/30	W	1/0	9	33	3.7	11	0	7	65	9.3	21	1	0	0	0	0	0.0	0	0	0	0	0	0	0	0	0
BUF 1/6	W	1/0	3	3	1.0	2	0	0	0	0.0	0	0	0	0	0	0	0.0	0	0	0	0	0	0	0	0	0
TOTALS	11-5	16/0	59	281	4.8	56k	2	29	263	9.1	29	1	0	0	0	0	0.0	0	0	0	0	0	0	0	0	0

POSTSEASON

Game	W/L	P/S	Rushing					Receiving					TD	PR	FC	Yds	Avg	Lg	TD	KR	Yds	Avg	Lg	TD		
			No	Yds	Avg	Lg	TD	No	Yds	Avg	Lg	TD														
BAL 1/13	L	1/0	5	14	2.8	5	0	2	4	2.0	4	0	0	0	0	0	0.0	0	0	0	0	0	0	0	0	0
TOTALS	0-1	1/0	5	14	2.8	5	0	2	4	2.0	4	0	0	0	0	0	0.0	0	0	0	0	0	0	0	0	0



**ERIC MOORE**  
*Defensive End*



6-4 • 270 • born 2/28/81  
 3rd year (2nd Rams) • FA-2006  
 Florida State  
 Pahokee H.S. • Pahokee, Fla.  
 Career GP/GS (playoffs): 15/0 (0/0)

**TRANSACTIONS:**

- 11/14/06 – signed by Rams as a free agent.
- 9/28/06 – signed by New Orleans as a free agent.
- 9/4/06 – signed to New Orleans practice squad.
- 4/24/05 – selected by the New York Giants in the sixth round (186th overall) of the 2005 NFL Draft.

**PRO:** Signed by the Rams 11/14/06 after being released by New Orleans...spent first part of 2006 season with Saints after rookie year with New York Giants.

**2006 SEASON:** Saw action in three games, declared inactive for four.

- Saw first action as a Ram in Week 13 vs. Arizona 12/3.

**2005 SEASON:** Played in eight games as a rookie.

- Made NFL debut vs. Minnesota 11/13.

- Made two special teams tackles vs. Kansas City 12/17.

**COLLEGE:**

- Played in 41 games for Seminoles, making 82 tackles (57 solo), 14 sacks, 34 quarterback pressures, four fumble recoveries, four forced fumbles, and eight passes defended.
- Preseason All-America and All-Atlantic Coast Conference selection as senior.
- Earned second-team All-ACC as junior, making 25 tackles (21 solo), 7.5 sacks and 15 quarterback pressures.
- Studio art major.

**PERSONAL:**

- Born Eric Maurice Moore in Pahokee, Fla.
- *Parade*, *Prep Star*, and *Football News* All-America as senior at Pahokee High.
- *USA Today* All-USA second-team selection.
- Led Blue Devils to state finals as junior, making 123 tackles and 10 sacks.
- Also played basketball.
- Single and resides in St. Louis.

**MOORE'S NFL STATISTICS**

Year	Team	G-S	Tackles				Interceptions				Fumbles					
			Total	Solo	Asst	Sk	Yds	Int	Yds	Lg	TD	PD	FF	FR	Yds	
2005	New York Giants.....	8-0	0	0	0	0.0	0.0	0	0	0	0	0	0	0	0	0
2006	New Orleans/RAMS .....	7-0	6	5	1	0.0	0.0	0	0	0	0	0	0	0	0	0
<b>Total</b>	<b>.....</b>	<b>15-0</b>	<b>6</b>	<b>5</b>	<b>1</b>	<b>0.0</b>	<b>0.0</b>	<b>0</b>	<b>0</b>	<b>0</b>	<b>0</b>	<b>0</b>	<b>0</b>	<b>0</b>	<b>0</b>	<b>0</b>

**POSTSEASON**

Year	Team	G-S	Tackles				Interceptions				Fumbles					
			Total	Solo	Asst	Sk	Yds	Int	Yds	Lg	TD	PD	FF	FR	Yds	
2005	New York Giants.....	0-0	0	0	0	0.0	0.0	0	0	0	0	0	0	0	0	0
<b>Total</b>	<b>.....</b>	<b>0-0</b>	<b>0</b>	<b>0</b>	<b>0</b>	<b>0.0</b>	<b>0.0</b>	<b>0</b>	<b>0</b>	<b>0</b>	<b>0</b>	<b>0</b>	<b>0</b>	<b>0</b>	<b>0</b>	<b>0</b>

**ADDITIONAL CAREER STATISTICS:** Special Teams Tackles: 2005 (7), 2006 (1).

**SINGLE GAME HIGHS**

- Total Tackles – 3 vs. Baltimore (10/29/06)
- Solo Tackles – 3 vs. Baltimore (10/29/06)
- Sacks – none
- Forced fumbles – none

**MOORE'S GAME-BY-GAME STATS**

**2006 ST. LOUIS RAMS**

Game	W/L	P/S	T	S	A	Sk	Yds	Int	Yds	Lg	TD	PD	FF	FR	Yds
Signed by the Rams 11/14.															
@CAR 11/19	L	Inactive													
SF 11/26	W	Inactive													
ARI 12/3	L	1/0	0	0	0	0.0	0.0	0	0	0	0	0	0	0	0
CHI 12/11	L	1/0	0	0	0	0.0	0.0	0	0	0	0	0	0	0	0
@OAK 12/17	W	Inactive													
WAS 12/24	W	Inactive													
@MIN 12/31	W	1/0	1	1	0	0.0	0.0	0	0	0	0	0	0	0	0
<b>TOTALS</b>	<b>4-3</b>	<b>3/0</b>	<b>1</b>	<b>1</b>	<b>0</b>	<b>0.0</b>	<b>0.0</b>	<b>0</b>	<b>0</b>	<b>0</b>	<b>0</b>	<b>0</b>	<b>0</b>	<b>0</b>	<b>0</b>

**2006 NEW ORLEANS SAINTS**

Game	W/L	P/S	T	S	A	Sk	Yds	Int	Yds	Lg	TD	PD	FF	FR	Yds
Signed by New Orleans 9/28.															
@CAR 10/1	L	1/0	1	0	1	0.0	0.0	0	0	0	0	0	0	0	0
TB 10/8	W	1/0	1	1	0	0.0	0.0	0	0	0	0	0	0	0	0
PHI 10/15	W	1/0	0	0	0	0.0	0.0	0	0	0	0	0	0	0	0
BAL 10/29	L	1/0	3	3	0	0.0	0.0	0	0	0	0	0	0	0	0
@TB	W	Inactive													
Waived by New Orleans 11/7															
<b>TOTALS</b>	<b>3-2</b>	<b>4/0</b>	<b>5</b>	<b>4</b>	<b>1</b>	<b>0.0</b>	<b>0.0</b>	<b>0</b>	<b>0</b>	<b>0</b>	<b>0</b>	<b>0</b>	<b>0</b>	<b>0</b>	<b>0</b>

**2005 NEW YORK GIANTS**

Game	W/L	P/S	T	S	A	Sk	Yds	Int	Yds	Lg	TD	PD	FF	FR	Yds
ARI 9/11	W	Inactive													
@NO 9/19	W	Inactive													
@SD 9/25	L	Inactive													
STL 10/2	W	Inactive													
@DAL 10/16	L	Inactive													
DEN 10/23	W	Inactive													
WAS 10/30	W	Inactive													
@SF 11/6	W	Inactive													
MIN 11/13	L	1/0	0	0	0	0.0	0.0	0	0	0	0	0	0	0	0
PHI 11/20	W	1/0	0	0	0	0.0	0.0	0	0	0	0	0	0	0	0
@SEA 11/27	L	1/0	0	0	0	0.0	0.0	0	0	0	0	0	0	0	0
DAL 12/4	W	1/0	0	0	0	0.0	0.0	0	0	0	0	0	0	0	0
@PHI 12/11	W	1/0	0	0	0	0.0	0.0	0	0	0	0	0	0	0	0
KC 12/17	W	1/0	0	0	0	0.0	0.0	0	0	0	0	0	0	0	0
@WAS 12/24	L	1/0	0	0	0	0.0	0.0	0	0	0	0	0	0	0	0
@OAK 12/31	W	1/0	0	0	0	0.0	0.0	0	0	0	0	0	0	0	0
<b>TOTALS</b>	<b>11-5</b>	<b>8/0</b>	<b>0</b>	<b>0</b>	<b>0</b>	<b>0.0</b>	<b>0.0</b>	<b>0</b>	<b>0</b>	<b>0</b>	<b>0</b>	<b>0</b>	<b>0</b>	<b>0</b>	<b>0</b>

**POSTSEASON**

Game	W/L	P/S	T	S	A	Sk	Yds	Int	Yds	Lg	TD	PD	FF	FR	Yds
CAR 1/8	L	Inactive													
<b>TOTALS</b>	<b>0-1</b>	<b>0</b>	<b>0</b>	<b>0</b>	<b>0</b>	<b>0.0</b>	<b>0.0</b>	<b>0</b>	<b>0</b>	<b>0</b>	<b>0</b>	<b>0</b>	<b>0</b>	<b>0</b>	<b>0</b>



# ORLANDO PACE

Tackle

6-7 • 325 • born 11/4/75  
11th year (11th Rams) • D1-1997 (1st)  
Ohio State  
Sandusky H.S. • Sandusky, Ohio.  
Career GP/GS (playoffs): 143/139 (10/10)



## TRANSACTIONS:

- 3/16/05 – signed as franchise player by Rams.
- 2/22/05 – designated as franchise player by Rams.
- 9/6/04 – signed as franchise player by Rams.
- 2/24/04 – designated as franchise player by Rams.
- 8/26/03 – signed as franchise player by Rams.
- 2/20/03 – designated as franchise player by Rams.
- 4/19/97 – selected by St. Louis Rams as the first pick overall in the 1997 NFL Draft.

**PRO:** Best left tackle in football...outstanding athlete...redefined position upon entering NFL...smooth and natural blocker with great agility...overpowering strength...blocked for three straight NFL MVPs (QB Kurt Warner 1999, 2001 and RB Marshall Faulk 2000)...first overall pick in 1997 NFL Draft...St. Louis acquired pick from New York Jets in exchange for Rams' first- (sixth overall), third- (67), fourth- (102) and seventh- (207) round draft picks...fourth first overall pick by Rams in club history, last was QB Terry Baker in 1963...Rams' highest pick since RB Eric Dickerson was chosen second overall in 1983...first offensive lineman chosen first overall in 30 years, last was Ron Yary in 1968.

**2006 SEASON:** Left game at Seattle in Week 10 with torn left triceps...placed on reserve/injured list 11/14.



**2005 SEASON:** Earned seventh consecutive Pro Bowl invitation, tying him for fourth in Rams' history, behind Hall of Famer DT Merlin Olsen (14), Hall of Famer G Tom Mack (11), and LB Les Richter (8), and equal to Hall of Famer DE Jack Youngblood.

Started all 16 games at left tackle, joining C Andy McCollum and G Adam Timmerman as only Rams linemen to start every game.



**2004 SEASON:** Earned sixth consecutive Pro Bowl invitation.

Started all 16 games at left tackle...one of three linemen to start every game (C Andy McCollum, G Adam Timmerman).

Blocked for an offense that ranked eighth in the NFL (third in the NFC) in first downs (321).

- Helped Rams convert 13 of 16 fourth down attempts, second highest fourth-down conversion percentage in the NFL (68.4%)... part of an offensive line that did not allow a sack in two games, vs. Arizona 9/12 and at San Francisco 10/3.



**2003 SEASON:** Earned fifth consecutive Pro Bowl invitation.

Started every game.

Helped the Rams' offense to rank second in the NFL with an average of 27.9 points a game.

Part of offensive line that did not allow a sack in two games (at Seattle 9/21 and vs. Atlanta 10/13).



**2002 SEASON:** Earned fourth consecutive Pro Bowl invitation despite missing six games due to injury (three to calf injury games 4-6; three to hamstring games 13-16).

Part of offensive line with sackless game vs. San Diego 11/10 with 48 pass attempts by QB Marc Bulger.

- Showed dedication returning from hamstring injury to start final game vs. San Francisco 12/30.



**2001 SEASON:** Earned third consecutive Pro Bowl invitation.

- Started every game for fourth consecutive season.
- Played in 100 percent of offensive plays, joining RG Adam Timmerman as the only Rams to play in every offensive play.
- Helped offensive line to no sacks vs. Carolina 11/11.



**2000 SEASON:** Earned second consecutive Pro Bowl invitation.

- Anchor of offensive line that helped offense produce most passing yards in NFL history.
- Played in 1,006 of possible 1,013 offensive plays (99.3 percent), second highest total on offensive line.
- One of three Rams' offensive linemen (C Andy McCollum, RT Ryan Tucker) who were not penalized for holding.
- Helped Rams' to no sacks vs. Minnesota 12/10.



**1999 SEASON:** Earned first Pro Bowl invite after third season in league...first Ram tackle voted to Pro Bowl since Jackie Slater in 1990.

- Punishing blocker anchored front unit of league's top-ranked offense.
- Played in 90 percent of offensive plays (896 of 994).

**1998 SEASON:** Started 16 games at left tackle...named Pro Bowl alternate.

- Helped Rams rush for season high 181 yards on the ground against Buffalo 9/20.

**1997 SEASON:** Played in 13 games with nine starts at left tackle.

- Played in every offensive snap in each of his nine starts.
- Made first start of NFL career at Oakland 9/28.

### COLLEGE:

- Most dominant lineman in college football...“pancake block” statistic for offensive line created due to his dominance.
- Consensus All-America 1995 and 1996...made history in 1996 by becoming first player to win two consecutive Lombardi Awards, given to outstanding collegiate lineman...also won Outland Trophy, given to nation's top interior lineman...fourth in Heisman Trophy voting.
- Broke into Buckeyes' starting lineup freshman year and went on to start 33 consecutive games for three years before passing up senior season to enter NFL Draft.
- Did not allow quarterback sack in last two seasons.
- Business major.

### PERSONAL:

- Born Orlando Lamar Pace in Sandusky, OH.
- Two-sport athlete for Blue Streaks at Sandusky High.
- Named to *Parade Magazine* All-America team as offensive lineman and *USA Today* All-America as defensive lineman...added All-Ohio second-team honors as junior.
- Averaged 18 points as center on 22-3 basketball team.
- Spokesman for Diversity Awareness Partnership in St. Louis along with former Rams' T Ryan Tucker in 2000.
- Spokesperson for Our Little Haven “Safe & Warm” expansion project (1998).
- Donates five tickets to every home game for disadvantaged kids.
- Spearheads annual offensive line Thanksgiving project to serve dinner to homeless and low income families.
- Resides in St. Peters, Mo.

**PACE'S Games Played-Starts:** (RAMS) 1997 (13-9), 1998 (16-16), 1999 (16-16), 2000 (16-16), 2001 (16-16), 2002 (10-10), 2003 (16-16), 2004 (16-16), 2005 (16-16), 2006 (8-8). **Totals:** (143/139). **Postseason:** (RAMS) 1999 (3-3), 2000 (1-1), 2001 (3-3), 2003 (1-1), 2004 (2-2). **Postseason Totals:** (10-10).



# JEREMY PARQUET

Tackle

64

6-6 • 321 • born 4/11/82  
3rd year (2nd Rams) • FA-2006  
Southern Mississippi  
Robicheaux H.S. • Destrehan, La.  
Career GP/GS (playoffs): 0/0 (0/0)

## TRANSACTIONS:

- 1/4/07 – allocated to NFL Europa.
- 11/28/06 – signed as a free agent by the Rams.
- 4/24/05 – selected by Kansas City in the seventh round (238th overall) of 2005 NFL Draft.

**PRO:** Earned 2007 All-NFL Europa honors after being allocated by the Rams to the Hamburg Sea Devils...signed by Rams 11/28/06 after preseason with Kansas City...originally selected by Chiefs in seventh round (238th overall) of 2005 NFL Draft.

**2007 NFL EUROPA:** Selected to the All-NFL Europa team after starting all 11 games, including the World Bowl, for the NFL Europa champion, Hamburg Sea Devils.

**2006 SEASON:** Signed by Rams 11/28 after preseason with Kansas City...inactive for final five games of the season.

**2005 SEASON:** On Chiefs' active roster all season, inactive for 14 games and did not play in two.

## COLLEGE:

- Played in 44 games, starting 39, for Eagles.
- Started all 12 games as senior, earning second-team All-Conference USA honors.
- Started all 13 games as junior, earning first-team All-Conference USA honors.
- Started all 13 games as sophomore.
- Played in six games with one start as freshman.
- Redshirted as true freshman.
- Graduated with degree in coaching and sports management.

## PERSONAL:

- Born Jeremy Michael Parquet (pronounced par-KETT) in Norco, La.
- Three-year starter at Robicheaux High in Destrehan, La.
- All-Metro selection as senior, rated one of state's best offensive tackles by the *New Orleans Times-Picayune*.
- Did not allow a sack as senior.

**PARQUETT'S Games Played-Starts:** (Kansas City) 2005 (0-0), (RAMS) 2006 (0-0). **Totals:** (0/0).



# BRETT ROMBERG

Center

65

6-2 • 298 • born 10/10/79  
4th year (2nd Rams) • FA-2006  
Miami (Fla.) • Belle River H.S.  
Windsor, Ontario, Canada  
Career GP/GS (playoffs): 11/3 (0/0)

## TRANSACTIONS:

- 9/12/06 – signed by the Rams as a free agent.
- 12/9/05 – signed by Jacksonville as a free agent.

- 9/5/05 – signed to Jacksonville practice squad.
- 11/12/03 – signed by Jacksonville as a free agent.
- 9/2/03 – signed to Jacksonville practice squad.
- 4/29/03 – signed by Jacksonville as a free agent.

**PRO:** Signed by Rams after spending Week 1 of 2006 on Jaguars' practice squad...spent bulk of 2003-2005 seasons with Jacksonville, on both active roster and practice squad...originally signed with Jacksonville as undrafted rookie free agent.

**2006 SEASON:** Played in 10 games, starting three.

- Made first NFL start at center in Week 15 at Oakland 12/17.

**2005 SEASON:** Spent first 12 weeks on Jaguars' practice squad...signed to active roster 12/9...inactive for final four regular season games and postseason.

**2004 SEASON:** Spent entire season on Jaguars' active roster, dressing for six games, and active for 10.

- Made NFL debut at Tennessee 9/26.

**2003 SEASON:** Spent first 10 weeks on practice squad...signed to active roster 11/12.

#### COLLEGE:

- Three-year started at both guard and center for Hurricanes.
- Consensus All-America and All-Big East selection as senior.
- Won Dave Rimington Award, given to nation's top center.
- Named *CBSsportsline.com* All-America first-team as junior.
- All-Big East first-team selection by *The Sporting News* as sophomore.
- Redshirted as true freshman.
- Graduated with business administration degree.

#### PERSONAL:

- Born Brett Christopher Romberg in Windsor, Ontario, Canada.
- Canadian Junior Football League Offensive Lineman of the Year as senior at Belle River High in Windsor.
- Married to Emily.
- Resides in St. Louis, Mo.

**ROMBERG'S Games Played-Starts:** (Jacksonville) 2003 (0-0), 2004 (1-0), 2005 (0-0), (RAMS) 2006 (10-3). **Totals:** (11-3). **Postseason:** (Jacksonville) 2005 (0-0). **Postseason Totals:** (0-0).



**MIKE RUMPH**  
Cornerback

6-2 • 206 • born 11/8/79  
6th year (1st Rams) • FA-2007  
Miami (Fla.)  
Atlantic H.S. • Delray Beach, Fla.  
Career GP/GS (playoffs): 43/19 (2/2)

#### TRANSACTIONS:

- 4/2/07 – signed one-year contract with Rams as free agent
- 8/15/06 – acquired by Washington in trade with San Francisco
- 9/29/05 – placed on reserve/injured list
- 10/16/04 – placed on reserve/injured list
- 7/25/02 – signed five-year contract with San Francisco
- 4/20/02 – selected by San Francisco in 1st round (27th overall) in 2002 NFL Draft

**PRO:** Versatile defensive back with ability to play both cornerback and safety due to combination of size and speed.

**2006 SEASON:** Acquired by Redskins in preseason trade and played most games (seven) since 2003 season.

- Season-high four solo tackles with two passes defended in Week 2 at Dallas 9/17.

**2005 SEASON:** Started first three games of season at free safety before being placed on reserve/injured list with torn plantar fascia during week leading up to contest at Arizona in Mexico City.

- Five tackles (four solo) at Philadelphia 9/18.

**2004 SEASON:** Career-low two games played due to groin and arm injuries.

- Started at right cornerback in season opener vs. Atlanta 9/12, notching two tackles (one solo) before missing next two games (inactive at New Orleans 9/19 and did not play at Seattle 9/26) with groin injury.
- Four solo tackles vs. St. Louis 10/3 before suffering broken forearm trying to tackle RB Steven Jackson and missing rest of season.

**2003 SEASON:** Started career-high 13 games in 15 played, totaling career-high 64 tackles (56 solo), 2.0 sacks, three interceptions, one forced fumble, and eight passes defended.

- Tied career-high with eight tackles (six solo) vs. Detroit 10/5.
- Six solo tackles and first career interception vs. Tampa Bay 10/19.
- Five solo tackles, 1.0 sack, one pass defended, and one interception vs. St. Louis 11/2.

**2002 SEASON:** Played in all 16 games as a rookie with one start, also starting both post-season contests.

- Led team with career-high eight tackles (seven solo) at Oakland 11/3.
- First career start at cornerback, making six tackles (two solo) vs. Green Bay 12/15.
- Eight tackles (seven solo) in start vs. New York Giants in NFC Wildcard Game 1/5/03.

### COLLEGE:

- Finished Hurricanes career with 164 tackles (117 solo), six interceptions (one returned for a touchdown), while never allowing a touchdown reception in three years as starter, starting 36 of 44 career games.
- First-team All-Big East Conference selection as senior and junior, garnering second-team honors as sophomore.
- Started three of 11 games as true freshman, earning first-team Freshman All-America honors from *The Sporting News*.
- Liberal arts major.

### PERSONAL:

- Born Michael Jamaine Rumph in Boynton Beach, Fla.
- *Super Prep* and *National Recruiting Advisor* All-America selection at Atlantic High in Delray Beach, Fla.
- Named top defensive back by *Street & Smith's* and earned honorable mention All-America from *USA Today*.
- 108 tackles, three forced fumbles, and six interceptions, with 95-yard touchdown return, adding 519 offensive yards and five rushing touchdowns.
- Also lettered in basketball and track.
- Established the Dream Big Foundation in the Bay Area with own website, [www.mikerumph24.com](http://www.mikerumph24.com).
- Married to Veronica with son, Jalen, and daughter, Sienna.

### RUMPH'S NFL STATISTICS

Year	Team	G-S	Tackles				Interceptions					Fumbles			
			Total	Solo	Asst	Sk	Yds	Int	Yds	Lg	TD	PD	FF	FR	Yds
2002	San Francisco	16-1	40	29	11	0.0	0.0	0	0	0	0	4	1	0	0
2003	San Francisco	15-13	64	56	8	2.0	23.0	3	19	12	0	8	1	0	0
2004	San Francisco	2-2	6	5	1	0.0	0.0	0	0	0	0	0	0	0	0
2005	San Francisco	3-3	10	9	1	0.0	0.0	0	0	0	0	0	1	0	0
2006	Washington	7-0	10	8	2	0.0	0.0	0	0	0	0	5	0	0	0
<b>Total</b>		<b>43-19</b>	<b>130</b>	<b>107</b>	<b>23</b>	<b>2.0</b>	<b>23.0</b>	<b>3</b>	<b>19</b>	<b>12</b>	<b>0</b>	<b>17</b>	<b>3</b>	<b>0</b>	<b>0</b>

### POSTSEASON

Year	Team	G-S	Tackles				Interceptions					Fumbles				
			Total	Solo	Asst	Sk	Yds	Int	Yds	Lg	TD	PD	FF	FR	Yds	
2002	San Francisco	2-2	14	11	3	0.0	0.0	0	0	0	0	0	0	0	0	0
<b>Total</b>		<b>2-2</b>	<b>14</b>	<b>11</b>	<b>3</b>	<b>0.0</b>	<b>0.0</b>	<b>0</b>	<b>0</b>	<b>0</b>	<b>0</b>	<b>0</b>	<b>0</b>	<b>0</b>	<b>0</b>	<b>0</b>

**ADDITIONAL CAREER STATISTICS:** Special Teams Tackles: 2002 (9), 2003 (2).

### RUMPH'S NFL STATISTICS (Cont.)

**SINGLE GAME HIGHS**

Total Tackles – 8 (two times), Last vs. Detroit (10/5/03)  
 Playoffs – 8 vs. New York Giants (1/5/03)  
 Solo Tackles – 7 @ Oakland (11/3/02)  
 Playoffs – 7 vs. New York Giants (1/5/03)  
 Interceptions – 1 (three times), Last @ Green Bay (11/23/03)  
 Playoffs – None  
 Sacks – 1.0 (two times), Last vs. St. Louis (11/2/03)  
 Playoffs – None  
 Passes Defended – 2 (four times), Last vs. Jacksonville (10/1/06)  
 Playoffs – None

### RUMPH'S GAME-BY-GAME STATS

**2006 WASHINGTON REDSKINS**

Game	W/L	P/S	T	S	A	Sk	Yds	Int	Yds	Lg	TD	PD	FF	FR	Yds
MIN 9/11	L	1/0	2	2	0	0.0	0.0	0	0	0	0	1	0	0	0
@DAL 9/17	L	1/0	4	4	0	0.0	0.0	0	0	0	2	0	0	0	0
@HOU 9/24	W	1/0	0	0	0.0	0.0	0	0	0	0	0	0	0	0	0
JAX 10/1	W	1/0	0	0	0.0	0.0	0	0	0	0	2	0	0	0	0
@NYG 10/8	L	1/0	1	1	0	0.0	0.0	0	0	0	0	0	0	0	0
TEN 10/15	L	Inactive													
@IND 10/22	L	1/0	2	0	2	0.0	0.0	0	0	0	0	0	0	0	0
DAL 11/5	W	Inactive													
@PHI 11/12	L	Inactive													
@TB 11/19	L	Inactive													
CAR 11/26	W	Inactive													
ATL 12/3	L	1/0	1	1	0	0.0	0.0	0	0	0	0	0	0	0	0
PHI 12/10	L	Inactive													
@NO 12/17	W	Inactive													
@STL 12/24	L	Inactive													
Released 12/27															

TOTALS 5-10 7/0 10 8 2 0.0 0.0 0 0 0 0 5 0 0 0 0

**2004 SAN FRANCISCO 49ERS**

Game	W/L	P/S	T	S	A	Sk	Yds	Int	Yds	Lg	TD	PD	FF	FR	Yds
ATL 9/12	L	1/1	2	1	1	0.0	0.0	0	0	0	0	0	1	0	0
@NO 9/19	L	Inactive (groin)													
@SEA 9/26	L	Did not play													
STL 10/3	L	1/1	4	4	0	0.0	0.0	0	0	0	0	0	0	0	0
ARI 10/10	W	Inactive (arm)													
@NYG 10/17	L	Reserve/Injured (arm)													
@CHI 10/31	L														
SEA 11/7	L														
CAR 11/14	L														
@TB 11/21	L														
MIA 11/28	L														
@STL 12/5	L														
@ARI 12/12	W														
WAS 12/18	L														
BUF 12/26	L														
@NE 1/2	L														

TOTALS 2-14 2/2 6 5 1 0.0 0.0 0 0 0 0 0 1 0 0 0

**2002 SAN FRANCISCO 49ERS**

Game	W/L	P/S	T	S	A	Sk	Yds	Int	Yds	Lg	TD	PD	FF	FR	Yds
@NYG 9/5	W	1/0	1	1	0	0.0	0.0	0	0	0	0	2	0	0	0
DEN 9/15	L	1/0	0	0	0.0	0.0	0	0	0	0	0	0	0	0	0
WAS 9/22	W	1/0	0	0	0.0	0.0	0	0	0	0	0	0	0	0	0
STL 10/6	W	1/0	1	1	0	0.0	0.0	0	0	0	0	0	0	0	0
@SEA 10/14	W	1/0	1	1	0	0.0	0.0	0	0	0	0	0	0	0	0
@NO 10/20	L	1/0	1	1	0	0.0	0.0	0	0	0	0	0	0	0	0
ARI 10/27	W	1/0	3	2	1	0.0	0.0	0	0	0	0	0	0	0	0
@OAK 11/3	W	1/0	8	7	1	0.0	0.0	0	0	0	0	0	0	0	0
KC 11/10	W	1/0	4	2	2	0.0	0.0	0	0	0	0	0	0	0	0
@SD 11/17	L	1/0	2	2	0	0.0	0.0	0	0	0	0	0	0	0	0
PHI 11/25	L	1/0	2	1	1	0.0	0.0	0	0	0	1	0	0	0	0
SEA 12/1	W	1/0	4	3	1	0.0	0.0	0	0	0	1	1	0	0	0
@DAL 12/8	W	1/0	2	2	0	0.0	0.0	0	0	0	0	0	0	0	0
GB 12/15	L	1/1	6	4	2	0.0	0.0	0	0	0	0	0	0	0	0
@ARI 12/21	W	1/0	3	2	1	0.0	0.0	0	0	0	0	0	0	0	0
@STL 12/30	L	1/0	2	2	0	0.0	0.0	0	0	0	0	0	0	0	0

TOTALS 10-6 16/1 40 29 11 0.0 0.0 0 0 0 0 4 1 0 0 0

**POSTSEASON**

Game	W/L	P/S	T	S	A	Sk	Yds	Int	Yds	Lg	TD	PD	FF	FR	Yds
NYG 1/5	W	1/1	8	7	1	0.0	0.0	0	0	0	0	0	0	0	0
@TB 1/12	L	1/1	6	4	2	0.0	0.0	0	0	0	0	0	0	0	0

TOTALS 1-1 2/2 14 11 3 0.0 0.0 0 0 0 0 0 0 0 0 0

**2005 SAN FRANCISCO 49ERS**

Game	W/L	P/S	T	S	A	Sk	Yds	Int	Yds	Lg	TD	PD	FF	FR	Yds
STL 9/11	W	1/1	3	3	0	0.0	0.0	0	0	0	0	0	0	0	0
@PHI 9/18	L	1/1	5	4	1	0.0	0.0	0	0	0	0	0	0	0	0
DAL 9/25	L	1/1	2	2	0	0.0	0.0	0	0	0	0	0	0	1	0
@ARI 10/2	L	Reserve/Injured (foot)													
IND 10/9	L														
@WPS 10/23	L														
TB 10/30	W														
NYG 11/6	L														
@CHI 11/13	L														
SEA 11/20	L														
@TEN 11/27	L														
ARI 12/4	L														
@SEA 12/11	L														
@JAX 12/18	L														
@STL 12/24	W														
HOU 1/1	W														

TOTALS 4-12 3/3 10 9 1 0.0 0.0 0 0 0 0 0 1 0 0 0

**2003 SAN FRANCISCO 49ERS**

Game	W/L	P/S	T	S	A	Sk	Yds	Int	Yds	Lg	TD	PD	FF	FR	Yds
CHI 9/7	W	1/1	3	3	0	1.0	11.0	0	0	0	0	1	0	0	0
@STL 9/14	L	1/1	5	4	1	0.0	0.0	0	0	0	0	1	0	0	0
CLE 9/21	L	1/1	4	2	2	0.0	0.0	0	0	0	0	0	0	0	0
@MIN 9/28	L	1/1	3	3	0	0.0	0.0	0	0	0	0	0	0	0	0
DET 10/5	W	1/1	8	6	2	0.0	0.0	0	0	0	0	0	0	0	0
@SEA 10/12	L	1/1	3	3	0	0.0	0.0	0	0	0	0	0	0	0	0
TB 10/19	W	1/1	6	6	0	0.0	0.0	1	12	12	2	0	0	0	0
@ARI 10/26	L	1/1	3	2	1	0.0	0.0	0	0	0	0	1	0	0	0
STL 11/2	W	1/1	5	5	0	1.0	12.0	1	2	2	1	0	0	0	0
PIT 11/17	W	1/1	5	5	0	0.0	0.0	0	0	0	1	0	0	0	0
@GB 11/23	L	1/0	4	3	1	0.0	0.0	1	5	5	0	1	0	0	0
@BAL 11/30	L	Inactive													
ARI 12/7	W	1/0	2	2	0	0.0	0.0	0	0	0	0	0	0	0	0
@CIN 12/14	L	1/1	3	2	1	0.0	0.0	0	0	0	0	1	0	0	0
@PHI 12/21	W	1/1	4	4	0	0.0	0.0	0	0	0	0	0	0	0	0
SEA 12/27	L	1/1	6	6	0	0.0	0.0	0	0	0	0	0	0	0	0

TOTALS 7-9 15/13 64 56 8 2.0 23.0 3 19 12 0 8 1 0 0 0



# MARK SETTERSTROM

Guard

6-4 • 314 • born 3/3/84  
 2nd year (2nd Rams) • D7B-2006 (242nd)  
 Minnesota  
 Northfield H.S. • Northfield, Minn.  
 Career GP/GS (playoffs): 7/6 (0/0)

# 66



## TRANSACTIONS:

- 4/30/06 – selected by Rams in seventh round (242nd overall) in 2006 NFL Draft.

**PRO:** Good agility and body control...learns and retains plays well...has natural balance with strong hand punch...quick reaction with good feel for the development of play...tough and competitive player who works hard...selected by Rams in the seventh round (242nd overall) of the 2006 NFL Draft...made NFL debut in at Carolina 11/19/06, playing at right guard...earned first NFL start at left guard vs. San Francisco 11/26/06.

**2006 SEASON:** Played in seven games with six starts as a rookie after being inactive in the first nine games of the season.

- Made NFL debut in Week 11 at Carolina 11/19, seeing action at right guard.
- Earned first NFL start, playing at left guard in Week 12 vs. San Francisco 11/26.
- Contributions in Week 16 vs. Washington 12/24 helped running back Steven Jackson gain a season-high 150 yards with one touchdown on a single-game best 33 carries and add six receptions for 102 yards and one receiving touchdown...provided protection for quarterback Marc Bulger to achieve a career-high 134.5 passer rating after throwing for a season-high 388 passing yards and equaling his single-game best four touchdowns.
- Part of an offensive line that did not allow a sack in Week 17 at Minnesota 12/31...blocking efforts allowed Jackson to establish a new career high with three rushing touchdowns.

## COLLEGE:

- *Associated Press* All-America second-team selection, adding first-team All-Big Ten honors as a senior... key cog on Gophers' line that allowed three sacks, lowest in Big Ten and best in school history.
- As a junior, earned All-America selection by *Rivals.com* and first-team All-Big Ten choice from media, second-team from league's coaches...part of offensive line that allowed nine sacks, best in school history and second in Big Ten history.
- Honorable mention All-Big Ten selection in sophomore year.
- All-America Freshman fourth-team selection by *The Sporting News* and Big Ten All-Freshman Team.

## PERSONAL:

- Born Mark David Setterstrom in Northfield, Minn.
- Earned All-State, All-Metro, and All-Conference honors as senior at Northfield (Minn.) High.
- Two-way lineman who totaled 127 tackles, six sacks, five forced fumbles, and six fumble recoveries over career for Northfield Raiders.
- Four-year letterwinner as heavyweight wrestler, compiling 38-3 record as senior.
- Civil engineering major.

**SETTERSTROM'S Games Played-Starts:** (RAMS) 2006 (7-6). **Totals:** (7-6).



# RAONALL SMITH

Linebacker

56

6-2 • 245 • born 10/22/78  
6th year (2nd Rams) • UFA (MIN) - 2006  
Washington State  
Peninsula H.S. • Gig Harbor, Wash.  
Career GP/GS (playoffs): 45/9 (0/0)

## TRANSACTIONS:

- 4/10/06 – signed by the Rams as a free agent.
- 4/20/02 – selected by Minnesota in the second round (38th overall) in 2002 NFL Draft.

**PRO:** Athletic linebacker who has battled through injuries to become key special teams player...blossomed as weakside and strongside linebacker.

**2006 SEASON:** Played in 16 games.

- Made season-high three tackles and 0.5 sack in Week 3 at Arizona 9/24.
- Made two tackles and one sack in Week 15 at Oakland 12/17.

**2005 SEASON:** Finished second on team with 21 special teams tackles.

- Made season-high six tackles at Chicago 10/16.
- Had six tackles vs. Pittsburgh 12/18, with one fumble recovery.

**2004 SEASON:** Started three of seven games played before sustaining season-ending concussion vs. New York Giants 10/31.

- Started first career game in overtime win at Houston 10/10.
- Made career-high nine tackles, adding first career interception off Titans QB Billy Volek vs. Tennessee 10/24.
- Placed on reserve/injured list 12/14.

**2003 SEASON:** Made NFL debut at Green Bay 9/7 on special teams.

**2002 SEASON:** Suffered shoulder injury during preseason...placed on reserve/injured list 9/11.

## COLLEGE:

- Started 28 of 36 games.
- Started all 11 games at strongside linebacker as senior.
- Scored two defensive touchdowns, returning interception 54 yards vs. Boise State and a fumble 27 yards vs. Arizona State.
- Graduated with communications degree.

## PERSONAL:

- Born Raonall Carrig Smith in Mesa, Ariz.
- Earned first-team All-State honors as junior at Peninsula High in Gig Harbor, Wash.
- Lettered twice in football, baseball, and basketball.
- Active in Minneapolis community while with Vikings through annual Minnesota Vikings/Children's Miracle Network SportsCamp for Kids and the Giving Tree program during the holidays...participated in Viking Victory hospital visits and volunteered with the Salvation Army in 2004.
- Single and resides in St. Louis.

## R. SMITH'S NFL STATISTICS

Year	Team	G-S	Tackles				Interceptions				Fumbles				
			Total	Solo	Asst	Sk	Yds	Int	Yds	Lg	TD	PD	FF	FR	Yds
2002	Minnesota		Reserve/Injured												
2003	Minnesota	7-0	0	0	0	0.0	0.0	0	0	0	0	0	0	0	0
2004	Minnesota	7-3	23	14	9	0.0	0.0	1	19	19	0	2	0	0	0
2005	Minnesota	16-6	30	18	12	1.0	2.0	0	0	0	1	0	0	0	0
2006	RAMS	16-0	8	4	4	1.5	17.0	0	0	0	0	0	1	0	0
<b>Total</b>		<b>46-9</b>	<b>61</b>	<b>36</b>	<b>25</b>	<b>3.5</b>	<b>29.0</b>	<b>1</b>	<b>19</b>	<b>19</b>	<b>0</b>	<b>3</b>	<b>0</b>	<b>1</b>	<b>0</b>

### POSTSEASON

Year	Team	G-S	Tackles				Interceptions				Fumbles				
			Total	Solo	Asst	Sk	Yds	Int	Yds	Lg	TD	PD	FF	FR	Yds
2004	Minnesota		Reserve/Injured												
<b>Total</b>		<b>0-0</b>	<b>0</b>	<b>0</b>	<b>0</b>	<b>0.0</b>	<b>0.0</b>	<b>0</b>	<b>0</b>	<b>0</b>	<b>0</b>	<b>0</b>	<b>0</b>	<b>0</b>	<b>0</b>

**ADDITIONAL CAREER STATISTICS:** Special Teams Tackles: 2003 (2), 2004 (12), 2005 (21), 2006 (13); Special Teams Fumble Recoveries: 2005 (2).

#### SINGLE GAME HIGHS

- Total Tackles - 9 vs. Tennessee (10/24/04)
- Solo Tackles - 5 vs. Tennessee (10/24/04)
- Interceptions - 1 vs. Tennessee (10/24/04)
- Sacks - 1.0, twice, last @ Oakland (12/17/06)
- Special Teams Tackles - 3 (two times), Last @ Houston (10/10/04)

## R. SMITH'S GAME-BY-GAME STATS

### 2006 ST. LOUIS RAMS

Game	W/L	P/S	T	S	A	Sk	Yds	Int	Yds	Lg	TD	PD	FF	FR	Yds
DEN 9/10	W	1/0	0	0	0	0.0	0.0	0	0	0	0	0	0	0	0
@SF 9/17	L	1/0	0	0	0	0.0	0.0	0	0	0	0	0	0	0	0
ARI 9/24	W	1/0	3	1	2	0.5	5.0	0	0	0	0	0	0	0	0
DET 10/1	W	1/0	0	0	0	0.0	0.0	0	0	0	0	0	0	0	0
@GB 10/8	W	1/0	0	0	0	0.0	0.0	0	0	0	0	0	0	0	0
SEA 10/15	L	1/0	0	0	0	0.0	0.0	0	0	0	0	0	0	0	0
@SD 10/29	L	1/0	1	0	1	0.0	0.0	0	0	0	0	0	0	0	0
KC 11/5	L	1/0	0	0	0	0.0	0.0	0	0	0	0	0	0	0	0
@SEA 11/12	L	1/0	0	0	0	0.0	0.0	0	0	0	0	1	0	0	0
@CAR 11/19	L	1/0	1	0	1	0.0	0.0	0	0	0	0	0	0	0	0
SF 11/26	W	1/0	1	0	1	0.0	0.0	0	0	0	0	0	0	0	0
ARI 12/3	L	1/0	0	0	0	0.0	0.0	0	0	0	0	0	0	0	0
CHI 12/11	L	1/0	0	0	0	0.0	0.0	0	0	0	0	0	0	0	0
@OK 12/17	W	1/0	2	2	0	1.0	12.0	0	0	0	0	0	0	0	0
WAS 12/24	W	1/0	1	0	1	0.0	0.0	0	0	0	0	0	0	0	0
@MIN 12/31	W	1/0	0	0	0	0.0	0.0	0	0	0	0	0	0	0	0
<b>TOTALS</b>	<b>8-8</b>	<b>16/0</b>	<b>9</b>	<b>4</b>	<b>5</b>	<b>1.5</b>	<b>17.0</b>	<b>0</b>	<b>0</b>	<b>0</b>	<b>0</b>	<b>0</b>	<b>0</b>	<b>0</b>	<b>1</b>

### 2004 MINNESOTA VIKINGS

Game	W/L	P/S	T	S	A	Sk	Yds	Int	Yds	Lg	TD	PD	FF	FR	Yds
DAL 9/12	W	1/0	0	0	0	0.0	0.0	0	0	0	0	0	0	0	0
@PHI 9/20	L	1/0	0	0	0	0.0	0.0	0	0	0	0	0	0	0	0
CHI 9/26	W	1/0	0	0	0	0.0	0.0	0	0	0	0	0	0	0	0
@HOU 10/10	W	1/1	4	3	1	0.0	0.0	0	0	0	0	0	0	0	0
@NO 10/17	W	1/0	5	3	2	0.0	0.0	0	0	0	0	0	0	0	0
TEN 10/24	W	1/1	9	5	4	0.0	0.0	1	19	19	0	1	0	0	0
NYG 10/31	L	1/1	5	3	2	0.0	0.0	0	0	0	1	0	0	0	0
@IND 11/8	L		Reserved/Injured												
@GB 11/14	L		Reserved/Injured												
DET 11/21	W		Reserved/Injured												
JAX 11/28	W		Reserved/Injured												
@CHI 12/5	L		Reserved/Injured												
SEA 12/12	L		Reserved/Injured												
@DET 12/19	W		Reserved/Injured												
GB 12/24	L		Reserved/Injured												
@WAS 1/2	L		Reserved/Injured												
<b>TOTALS</b>	<b>8-8</b>	<b>7/3</b>	<b>23</b>	<b>14</b>	<b>9</b>	<b>0.0</b>	<b>0.0</b>	<b>1</b>	<b>19</b>	<b>19</b>	<b>0</b>	<b>2</b>	<b>0</b>	<b>0</b>	<b>0</b>

### POSTSEASON

Game	W/L	P/S	T	S	A	Sk	Yds	Int	Yds	Lg	TD	PD	FF	FR	Yds
@GB 1/9	W		Reserved/Injured												
@PHI 1/1	L		Reserved/Injured												
<b>TOTALS</b>	<b>0/0</b>	<b>0/0</b>	<b>0</b>	<b>0</b>	<b>0</b>	<b>0.0</b>	<b>0.0</b>	<b>0</b>	<b>0</b>	<b>0</b>	<b>0</b>	<b>0</b>	<b>0</b>	<b>0</b>	<b>0</b>

### 2005 MINNESOTA VIKINGS

Game	W/L	P/S	T	S	A	Sk	Yds	Int	Yds	Lg	TD	PD	FF	FR	Yds
TB 9/11	L	1/0	0	0	0	0.0	0.0	0	0	0	0	0	0	0	0
@CIN 9/18	L	1/0	0	0	0	0.0	0.0	0	0	0	0	0	0	0	0
NO 9/25	W	1/0	0	0	0	0.0	0.0	0	0	0	0	0	0	0	0
@ATL 10/2	L	1/0	0	0	0	0.0	0.0	0	0	0	0	0	0	0	0
@CHI 10/16	L	1/1	6	3	3	0.0	0.0	0	0	0	0	0	0	0	0
GB 10/23	W	1/1	4	3	1	0.0	0.0	0	0	0	0	0	0	0	0
@CAR 10/30	L	1/1	3	1	2	0.0	0.0	0	0	0	0	0	0	0	0
DET 11/6	W	1/0	0	0	0	0.0	0.0	0	0	0	0	0	0	0	0
@MG 11/13	W	1/0	0	0	0	0.0	0.0	0	0	0	0	0	0	0	0
@GB 11/21	W	1/0	0	0	0	0.0	0.0	0	0	0	0	0	0	0	0
CLE 11/27	W	1/0	0	0	0	0.0	0.0	0	0	0	0	0	0	0	0
@DET 12/4	W	1/0	4	4	0	0.0	0.0	0	0	0	0	0	0	0	0
STL 12/11	W	1/0	2	2	0	0.0	0.0	0	0	0	0	0	1	0	0
PIT 12/18	L	1/1	6	2	4	0.0	0.0	0	0	0	0	0	0	0	0
@BAL 12/25	L	1/1	4	3	1	1.0	2.0	0	0	0	0	0	0	0	0
CHI 1/1	W	1/1	1	0	1	0.0	0.0	0	0	0	0	0	0	0	0
<b>TOTALS</b>	<b>9-7</b>	<b>16/6</b>	<b>30</b>	<b>18</b>	<b>12</b>	<b>1.0</b>	<b>2.0</b>	<b>0</b>	<b>0</b>	<b>0</b>	<b>0</b>	<b>0</b>	<b>1</b>	<b>0</b>	<b>0</b>

### 2003 SAN FRANCISCO 49ERS

Game	W/L	P/S	T	S	A	Sk	Yds	Int	Yds	Lg	TD	PD	FF	FR	Yds
@GB 9/7	W	1/0	0	0	0	0.0	0.0	0	0	0	0	0	0	0	0
CHI 9/14	W	1/0	0	0	0	0.0	0.0	0	0	0	0	0	0	0	0
@DET 9/21	W	1/0	0	0	0	0.0	0.0	0	0	0	0	0	0	0	0
SF 9/28	W	1/0	0	0	0	0.0	0.0	0	0	0	0	0	0	0	0
@ATL 10/5	W		Inclde												
DEN 10/19	W	1/0	0	0	0	0.0	0.0	0	0	0	0	0	0	0	0
NG 10/26	L		Inclde												
GB 11/2	L		Inclde												
@SD 11/9	L		Inclde												
@OK 11/16	L		Inclde												
DET 11/23	W		Inclde												
@STL 11/30	L		Inclde												
SEA 12/7	W	1/0	0	0	0	0.0	0.0	0	0	0	0	0	0	0	0
@CHI 12/14	L	1/0	0	0	0	0.0	0.0	0	0	0	0	0	0	0	0
KC 12/20	W		Inclde												
@ARI 12/28	L		Inclde												
<b>TOTALS</b>	<b>9-7</b>	<b>7/0</b>	<b>0</b>	<b>0</b>	<b>0</b>	<b>0.0</b>	<b>0.0</b>	<b>0</b>	<b>0</b>	<b>0</b>	<b>0</b>	<b>0</b>	<b>0</b>	<b>0</b>	<b>0</b>

## R. SMITH'S GAME-BY-GAME STATS (Cont.)

### 2002 ST. LOUIS RAMS

Game	W/L	P/S	T	S	A	Sk	Yds Int	Yds Lg	TD	PD	FF	FR	Yds
@CHI 9/8	L												Reserved/Injured
BUF 9/15	L												Reserved/Injured
CAR 9/22	L												Reserved/Injured
@SEA 9/29	L												Reserved/Injured
DET 10/13	W												Reserved/Injured
@NYJ 10/20	L												Reserved/Injured
CHI 10/27	W												Reserved/Injured
@TB 11/3	L												Reserved/Injured
NYG 11/10	L												Reserved/Injured
GB 11/17	W												Reserved/Injured
@NE 11/24	L												Reserved/Injured
ATL 12/1	L												Reserved/Injured
@GB 12/8	L												Reserved/Injured
@NO 12/15	W												Reserved/Injured
MIA 12/21	W												Reserved/Injured
@DET 12/29	W												Reserved/Injured
TOTALS	6-10												



**TODD  
STEUSSIE**  
Tackle

79

6-6 • 310 • born 12/1/70

14th year (2nd Rams) • UFA(TB)-2006  
California

Agoura H.S. • Agoura, Calif.

Career GP/GS (playoffs): 206/179 (15/14)

### TRANSACTIONS:

- 4/17/06 – signed as a free agent with the Rams.
- 8/8/05 – re-signed as a free agent with Tampa Bay.
- 3/15/04 – signed as a free agent with Tampa Bay.
- 7/26/02 – signed renegotiated contract with Carolina.
- 4/3/01 – signed with Carolina as an unrestricted free agent.
- 2/9/00 – signed renegotiated contract with Minnesota.
- 2/11/99 – signed renegotiated contract with Minnesota.
- 2/12/98 – signed renegotiated contract with Minnesota.
- 4/24/94 – selected by Minnesota in first round (19th overall) in 1994 NFL Draft.

**PRO:** Equally adept at pass- and run-blocking...has ability and versatility to play both guard and tackle ...has missed only two games since entering NFL in 1994...signed by Rams 4/17/06...played for Tampa Bay (2004-05) after three seasons with Carolina (2001-03)...first seven NFL seasons with Vikings (1994-2000) after being drafted by Minnesota in first round (19th overall) in 1994.

**2006 SEASON:** Played in 16 games with 15 starts...Started eight games at left guard and seven games at left tackle in place of an injured Orlando Pace...part of an offensive line that helped QB Marc Bulger throw for a career-high 4,301 yards and 24 touchdowns...opened running lanes for RB Steven Jackson to gain a career-high 1,528 rushing yards and 13 touchdowns.

- Part of an offensive line that allowed only one sack and provided protection for Bulger to throw for 328 yards and three touchdowns in Week 4 vs. Detroit 10/1...41 points scored by the Rams was the team's highest point total of the season, also accomplished in Week 17 at Minnesota 12/31.
- Contributions in Week 16 vs. Washington 12/24 helped Jackson gain a season-high 150 yards with one touchdown on a single-game best 33 carries and add six receptions for 102 yards and one receiving touchdown...provided protection for Bulger to achieve a career-high 134.5 passer rating after throwing for a season-high 388 passing yards and equaling his single-game best four touchdowns.
- Part of an offensive line that did not allow a sack in Week 17 at Minnesota 12/31...blocking efforts allowed Jackson to establish a new career high with three rushing touchdowns.

**2005 SEASON:** Played in 15 games, primarily on special teams.

- Saw action as extra tight end and on special teams at Minnesota 9/11 and vs. Buffalo 9/18.

**2004 SEASON:** Part of an offensive line that helped QB Brian Griese finish first in the NFL in completion percentage.

- Made Tampa Bay debut, starting at right tackle at Washington 9/12.

**2003 SEASON:** Key of Panthers' NFC Championship offensive line that gave up team-record low 26 sacks, setting team single-season rushing record of 2,095 yards.

- Blocked as Panthers' rushers gained team-record 223 rushing yards at New Orleans 10/26.
- Blocking efforts help QB Jake Delhomme pass for 323 yards in Super Bowl XXXVIII vs. New England 2/1/04.

**2002 SEASON:** One of three Panthers to start all 16 games.

**2001 SEASON:** Helped hold opponents sackless in three games and less than two sacks in nine.

- Did not allow sacks vs. San Francisco 11/18, at Buffalo 12/9 and vs. Arizona 12/30.

**2000 SEASON:** Part of Vikings' offense that ranked fifth in NFL in total offense, helping RB Robert Smith rush for 1,000 yards for the fourth straight season.

**1999 SEASON:** Part of Vikings' offense that ranked third in NFL in total offense.



**1998 SEASON:** Earned second consecutive Pro Bowl start...All-Pro by *Sports Illustrated* and *The Football Digest*, adding second-team choice by *Associated Press*...*Pro Football Weekly's* All-NFC Team and All-Madden team honoree.

- Vikings' offense ranked second in NFL in total offense and scored NFL-record 556 points.
- Held 1998 Defensive Player of the Year DE Reggie White sackless in two meetings with Green Bay.



**1997 SEASON:** Selected to start in first Pro Bowl...All-NFL by *Football Digest*, second-team All-Pro by *College & Pro Football Weekly*, and All-NFC by the *Football News* and *Pro Football Weekly*.

- Blocking efforts helped lead the way for RB Robert Smith's 1,266 rushing yards.
- Contributions helped the offense finish third in the NFC in sacks per pass play (17.4 attempts per sack).

**1996 SEASON:** Part of Vikings' offense ranking fifth in the NFC in total offense.

**1995 SEASON:** Part of Vikings' offense ranking fourth in the NFL in total offense.

**1994 SEASON:** With CB Dewayne Washington, became one of first two rookies in Vikings' history to start all 16 games.

- All-Rookie honors by *Pro Football Weekly*/Pro Football Writers Association, *College & Pro Football Weekly*, and *Football Digest*.
- Vikings' offense ranked third in NFL in total offense.

### COLLEGE:

- Started school-record 47 straight games for Golden Bears.
- Earned Morris Trophy, given annually to Pac-10's best offensive lineman.
- First-team All-America and first-team All-Pac-10.
- First-team All-Pac-10 as junior, earning second-team All-Pac-10 as sophomore.
- Began college career as defensive tackle, switching to offensive line as redshirt freshman.
- Social science major.

### PERSONAL:

- Born Todd Edward Steussie in Canoga Park, Calif.
- First-team All-State honors as defensive lineman at Agoura (Calif.) High.
- Had own ticket program, Steussie's Stars, at all home games to benefit local area cancer patients while with Buccaneers...also active with American Lung Association in efforts to fight children's asthma.
- Volunteered at All Children's Hospital and Hailey's Hope Foundation while with Vikings.
- Married to Erica with two sons, Jack and Will.
- Resides in St. Louis.

**STEUSSIE'S Games Played-Starts:** (Minnesota) 1994 (16-16), 1995 (16-16), 1996 (16-16), 1997 (16-16), 1998 (15-15), 1999 (16-16), 2000 (16-16); (Carolina) 2001 (16-16), 2002 (16-16), 2003 (16-16); (Tampa Bay) 2004 (16-5), 2005 (15-0); (RAMS) 2006 (16-15). **Totals:** (206-179). **Postseason:** (Minnesota) 1994 (1-1), 1996 (1-1), 1997 (2-2), 1998 (2-2), 1999 (2-2), 2000 (2-2); (Carolina) 2003 (4-4); (Tampa Bay) 2005 (1-0). **Postseason Totals:** (15-14).



# CLAUDE TERRELL

Guard

6-2 • 330 • born 4/20/82  
3rd year (3rd Rams) • D4B-2005 (134th)  
New Mexico  
LaMarque H.S. • LaMarque, Texas  
Career GP/GS (playoffs): 14/10 (0/0)

# 75



## TRANSACTIONS:

- 8/28/06 – placed on reserve/injured list.
- 4/24/05 – selected by the Rams in fourth round (134th overall) in 2005 NFL Draft.

**PRO:** Dominating drive blocker...versatile enough to play any spot on offensive line...selected by the Rams in the fourth round (134th overall) of the 2005 NFL Draft.

**2006 SEASON:** Missed entire season after being placed on reserve/injured list 8/28 with wrist injury.

**2005 SEASON:** Along with T Alex Barron's 11 starts, Terrell's 10 starts were most by Rams' rookie offensive lineman since Tom Newberry started 14 at left guard in 1986...made NFL debut with start at left guard at Indianapolis 10/17.

## COLLEGE:

- All-America Dream Team third team selection by *The NFL Draft Report*.
- Solidified status as Mountain West Conference's best lineman despite playing left tackle for first time in his career, as lone unanimous selection among the first-team All-MWC offensive linemen.
- First-team All-MWC selection as junior, starting all 13 games...second-team All-MWC selection as sophomore, starting all 14 games and playing all but seven offensive snaps.
- Named Outstanding Offensive Lineman by his teammates.
- Started 10 of 11 games as freshman.
- Graduated with degree in communications with management minor.

## PERSONAL:

- Born Claude Edward Terrell in Texas City, Texas.
- Earned All-State and team MVP honors as senior at LaMarque (Texas) High.
- Team was 57-3 in four years, including consecutive state titles as freshman and sophomore.
- Earned All-District and All-Conference honors in basketball and also lettered in track.
- Graduated with 3.8 cumulative grade point average and was member of Honor Roll all four years.
- Served on Peer Leadership Council.
- Wrote column, "Inside The Trenches With Big C," for Red Menace fan website while at New Mexico.
- Nickname is Big C.
- Has two sons, Cade and Chancellor.
- Resides in St. Louis.

**TERRELL'S Games Played-Starts:** (RAMS) 2005 (14-10), 2006 (0-0). **Totals:** (18-8).



# DOMINIQUE THOMPSON

Wide Receiver

17

5-11 • 205 • born 12/28/82  
 2nd year (3rd Rams) • FA-2005  
 William & Mary  
 Riverside H.S. • Riverside, N.C.  
 Career GP/GS (playoffs): 2/0 (0/0)

**TRANSACTIONS:**

- 9/4/06 – signed to practice squad by the Rams.
- 11/29/05 – signed to practice squad by the Rams.
- 10/17/05 – signed to the active roster by the Rams.
- 9/5/05 – signed to practice squad by the Rams.
- 4/28/05 – signed by the Rams as an undrafted free agent.

**PRO:** Originally signed by the Rams as a free agent in 2005.

**2006 SEASON:** Spent entire season on practice squad.

**2005 SEASON:** Spent five weeks on practice squad before being signed to active roster...saw action in two games before being placed back on practice squad.

- Made NFL debut vs. New Orleans 10/23...caught one pass for 13 yards.

**COLLEGE:**

- Played in 45 games, starting 15, in his Tribe career.
- Finished with 112 receptions for 2,123 yards with 18 touchdowns.
- Started all 14 games as senior, setting school-records with 79 receptions for 1,585 yards, adding 15 touchdowns.
- Earned NCAA Division I-AA second-team All-America honors from the *Associated Press* and third-team honors by the *Sports Network*.
- As junior, played in 10 games, starting one...made six receptions for 125 yards with three touchdowns.
- Played in all 11 games as sophomore, making 17 receptions for 246 yards.
- Played in 10 games as freshman, making 10 receptions for 167 yards.
- Sociology major.

**PERSONAL:**

- Born Dominique Damar Thompson 12/28/82 in Fort Polk, La.
- Earned team MVP honors as senior at Riverside High in Durham, N.C.
- Named to All-Area team...named All-Conference at wide receiver and cornerback as junior and senior.
- Made four interceptions and 17 passes defensed as senior, adding 1,280 all-purpose yards as receiver and kick returner.

**THOMPSON'S NFL STATISTICS**

Year	Team	Receiving					Rushing					
		G-S	Att	Yds	Avg	Lg	TD	No	Yds	Avg	Lg	TD
2005	RAMS	2-0	1	13	13.0	13	0	0	0	0	0	0
<b>Total</b>		<b>2-0</b>	<b>1</b>	<b>13</b>	<b>13.0</b>	<b>13</b>	<b>0</b>	<b>0</b>	<b>0</b>	<b>0</b>	<b>0</b>	<b>0</b>

**THOMPSON'S GAME-BY-GAME STATS**

**2005 ST. LOUIS RAMS**

Game	W/L	P/S	Rec	Yds	Avg	Lg	TD
Signed 10/17.							
NO 10/23	W	1/0	1	13	13.0	13	0
JAX 10/30	W	1/0	0	0	0.0	0	0
@SEA 11/13	L		Inactive				
ARI 11/20	L		Inactive				
Released 11/25; Signed to practice squad 11/29.							
<b>TOTALS</b>	<b>3-2</b>	<b>2/0</b>	<b>1</b>	<b>13</b>	<b>13.0</b>	<b>13</b>	<b>0</b>



# PISI TINOISAMO'A

Linebacker

50

6-1 • 240 • born 7/15/81  
 5th year (5th Rams) • D2-2003 (43rd)  
 Hawaii  
 Vista H.S. • Vista, Calif.  
 Career GP/GS (playoffs): 59/56 (3/3)

## TRANSACTIONS:

- 10/11/06 – signed new contract with the Rams.
- 4/26/03 – selected by St. Louis Rams in the second round (43rd overall) in 2002 NFL Draft.

**PRO:** Runs hard with good change of direction...tough as nails...well-built athlete who reacts quickly in run support...very emotional player who is relentless in pursuit...first Rams rookie to lead the team in tackles.

**2006 SEASON:** Started 56 of 59 games before breaking hand in Week 14 vs. Chicago 12/11...placed on reserve/injured list 12/14.

- Made six tackles (two solo) and 1.0 sack in Week 4 vs. Detroit 10/1.
- Collected six tackles (three solo) and 1.0 sack in Week 6 vs. Seattle 10/15.

**2005 SEASON:** Led team in tackles for third consecutive year...led or tied for team-high in tackles in eight games.

- Led team with 13 tackles (six solo) and one pass defensed at Arizona 9/18.
- Team-high 12 tackles (nine solo) at New York Giants 10/2.

**2004 SEASON:** Named team captain midway through season...led team in tackles in four games -- 14 (nine solo) at San Francisco 10/3, 12 (eight solo) vs. Seattle 11/14, nine (seven solo) at Buffalo 11/21, 11 (seven solo) vs. New York Jets 1/2/05.

- First sack of season, adding 11 tackles (nine solo) at Atlanta 9/19.
- Season-high 14 tackles (nine solo) and a half sack at San Francisco 10/3.
- Seven tackles (four solo) in NFC Wildcard Game at Seattle 1/8/05.
- Six tackles (five solo) in NFC Divisional Playoff Game at Atlanta 1/15/05.

**2003 SEASON:** First Rams rookie to ever lead team in tackles.

- Made NFL debut with seven tackles (six solo), two passes defensed, and one forced fumble on RB Tiki Barber at New York Giants 9/7.
- Led team with career-high 18 tackles (11 solo), one forced fumble, one interception, and one special teams tackle in season finale at Detroit 12/28.
- Led team with 12 tackles (seven solo) in NFC Divisional Playoff Game vs. Carolina 1/10/04.

## COLLEGE:

- Recorded 289 tackles (210 solo) with 15.5 sacks, 11 QB pressures, six forced fumbles, two fumble recoveries, nine passes defensed, two interceptions, and one blocked field goal while starting 27 of 35 games for Rainbow Warriors.
- Earned All-America third-team and Super Sleeper Team selection by *The NFL Draft Report* as senior...All-Western Athletic Conference first-team pick...recipient of the Alec Waterhouse Award, given to team's Most Valuable Player.
- Led team with career-high 129 tackles (89 solo), with 6.5 sacks, 18 tackles for loss, eight QB pressures, two interceptions, five passes defensed, one forced fumble, one fumble recovery, and blocked kick.
- Named second-team All-WAC as junior...tallied 86 tackles (67 solos) with five sacks, 11 tackles for loss, four QB pressures, three passes defensed, and three forced fumbles.
- As sophomore, recorded 74 tackles (54 solos), four sacks, 10 tackles for loss, two forced fumbles, one fumble recovery, five passes defensed, and four QB pressures.
- Did not play as freshman.
- General studies major.

**PERSONAL:**

- Born Pisa Donald Tinoisamoa in San Diego, Calif.
- Attended Vista (Calif.) High.
- Earned three letters in football.
- Palomar League, San Diego County, and San Diego Section Defensive Player of the Year in 1998.
- Three-time All-League, All-State, and All-CIF choice while also garnering All-America status his senior season.
- His 1996, '97, and '98 Panther football teams won the Palomar League and CIF titles.
- *The Sporting News* and *Bob Griese's College Football Yearbook* picked him as one of the Top 100 players in the country...*The Sporting News* also rated him as the Top 25 prospects in the West.
- Defensively, recorded 75 tackles (12 for loss), six sacks, and three fumble recoveries (one for a score) as senior...offensively, rushed for 1,600 yards and 23 touchdowns.
- First player ever in San Diego County history to make All-CIF first-team on both offense and defense.
- Married to Shannon with sons, Kaleb and Jace Ryder, and daughter, Mylie...resides in Creve

**TINOISAMOA'S NFL STATISTICS**

Year	Team	G-S	Tackles				Interceptions				Fumbles				
			Total	Solo	Asst	Sk	Yds	Int	Yds	Lg	TD	PD	FF	FR	Yds
2003	RAMS	16-14	121	70	51	2.0	17.0	3	46	29	0	6	4	1	5
2004	RAMS	16-16	145	100	45	1.5	9.0	0	0	0	5	0	1	10	
2005	RAMS	16-15	134	91	43	1.5	3.0	2	35	20	0	8	0	0	
2006	RAMS	11-11	47	27	20	2.0	9.0	0	0	0	1	0	1	0	
<b>Total</b>		<b>59-56</b>	<b>447</b>	<b>288</b>	<b>159</b>	<b>7.0</b>	<b>38.0</b>	<b>5</b>	<b>81</b>	<b>29</b>	<b>0</b>	<b>20</b>	<b>4</b>	<b>3</b>	<b>15</b>

**POSTSEASON**

Year	Team	G-S	Tackles				Interceptions				Fumbles			
			Total	Solo	Asst	Sk	Yds	Int	Yds	Lg	TD	PD	FF	FR
2003	RAMS	1-1	12	7	5	0.0	0.0	0	0	0	0	0	0	0
2004	RAMS	2-2	13	9	4	0.0	0.0	0	0	0	0	0	0	0
<b>Total</b>		<b>0-0</b>	<b>0</b>	<b>0</b>	<b>0</b>	<b>0.0</b>	<b>0.0</b>	<b>0</b>	<b>0</b>	<b>0</b>	<b>0</b>	<b>0</b>	<b>0</b>	<b>0</b>

**ADDITIONAL CAREER STATISTICS:** Special Teams Tackles: 2003 (6), 2004 (3), 2005 (2), 2006 (1).

**SINGLE GAME HIGHS**

Total Tackles - 18 @ Detroit (12/28/03)  
 Playoffs - 12 vs. Carolina (1/10/04)  
 Solo Tackles - 11 @ Detroit (12/28/03)  
 Playoffs - 7 vs. Carolina (1/10/04)  
 Int - 1 (five times), Last vs. Philadelphia (12/18/05)  
 Playoffs - None  
 Sacks - Sacks - 1, six times, last vs. Seattle (10/15/06)  
 Playoffs - None

**TINOISAMOA'S GAME-BY-GAME STATS**

**2006 ST. LOUIS RAMS**

Game	W/L	P/S	T	S	A	Sk	Yds	Int	Yds	Lg	TD	PD	FF	FR	Yds	
DEN 9/10	W	1/1	5	3	2	0.0	0.0	0	0	0	0	0	0	1	0	
@SF 9/17	L	1/1	4	3	1	0.0	0.0	0	0	0	0	0	0	0	0	
ARI 9/24	W	1/1	2	2	0	0.0	0.0	0	0	0	1	0	0	0	0	
DET 10/1	W	1/1	6	4	2	1.0	1.0	0	0	0	0	0	0	0	0	
@GB 10/8	W	1/1	7	2	5	0.0	0.0	0	0	0	0	0	0	0	0	
SEA 10/15	L	1/1	6	3	3	1.0	8.0	0	0	0	0	0	0	0	0	
@SD 10/29	L	Did not play														
KC 11/5	L	Did not play														
@SEA 11/12	L	1/1	2	2	0	0.0	0.0	0	0	0	0	0	0	0	0	
@CAR 11/19	L	1/1	2	1	1	0.0	0.0	0	0	0	0	0	0	0	0	
SF 11/26	W	1/1	7	5	2	0.0	0.0	0	0	0	0	0	0	0	0	
ARI 12/3	L	1/1	3	2	1	0.0	0.0	0	0	0	0	0	0	0	0	
CHI 12/11	L	1/1	3	2	1	0.0	0.0	0	0	0	0	0	0	0	0	
@OAK 12/17	W	Placed on reserve/injured list: 12/14														
WAS 12/24	W															
@MIN 12/31	W															
<b>TOTALS</b>	<b>8-8</b>	<b>11/11</b>	<b>47</b>	<b>27</b>	<b>20</b>	<b>2.0</b>	<b>9.0</b>	<b>0</b>	<b>0</b>	<b>0</b>	<b>1</b>	<b>0</b>	<b>10</b>	<b>0</b>	<b>0</b>	

**2005 ST. LOUIS RAMS**

Game	W/L	P/S	T	S	A	Sk	Yds	Int	Yds	Lg	TD	PD	FF	FR	Yds
@ SF 9/11	L	1/1	6	4	2	0.0	0.0	0	0	0	0	0	0	0	0
@ARI 9/18	W	1/1	13	6	7	0.0	0.0	0	0	0	0	1	0	0	0
TEN 9/25	W	1/1	9	6	3	0.0	0.0	0	0	0	0	0	0	0	0
@NYG 10/2	L	1/1	12	9	3	0.0	0.0	0	0	0	0	0	0	0	0
SEA 10/9	L	1/1	9	7	2	0.0	0.0	0	0	0	0	2	0	0	0
@IND 10/17	L	1/1	13	10	3	1.0	0.0	0	0	0	0	0	0	0	0
NO 10/23	W	1/1	9	5	6	0.0	0.0	0	0	0	0	0	0	0	0
JAX 10/30	W	1/1	5	4	1	0.0	0.0	0	0	0	0	0	0	0	0
@SEA 11/13	L	1/1	11	9	2	0.0	0.0	0	0	0	0	0	0	0	0
ARI 10/20	L	1/1	3	2	1	0.0	0.0	0	0	0	0	2	0	0	0
@HOU 11/27	W	1/1	8	3	5	0.0	0.0	0	0	0	0	2	0	0	0
WAS 12/4	L	1/1	7	3	4	0.0	0.0	0	0	0	0	0	0	0	0
@MIN 12/11	L	1/1	7	6	1	0.0	0.0	0	0	0	0	0	0	0	0
PHI 12/18	L	1/1	5	3	2	0.0	0.0	0	0	0	0	1	0	0	0
SF 12/24	L	1/1	8	7	1	0.0	0.0	0	0	0	0	0	0	0	0
@DAL 1/1	W	1/0	9	7	2	0.5	3.0	0	0	0	0	0	0	0	0
<b>TOTALS</b>	<b>6-10</b>	<b>16/16</b>	<b>151</b>	<b>349</b>	<b>43</b>	<b>1.5</b>	<b>3.0</b>	<b>0</b>	<b>0</b>	<b>0</b>	<b>0</b>	<b>8</b>	<b>0</b>	<b>0</b>	<b>0</b>

TINOISAMOA'S GAME-BY-GAME STATS (Cont.)

2004 ST. LOUIS RAMS

Game	W/L	P/S	T	S	A	Sk	Yds	Int	Yds	Lg	TD	PD	FF	FR	Yds
ARI 9/12	W	1/1	9	4	5	0.0	0.0	0	0	0	1	0	0	0	0
@ATL 9/19	L	1/1	11	9	2	1.0	5.0	0	0	0	0	0	0	0	0
NO 9/26	L	1/1	7	6	1	0.0	0.0	0	0	0	0	0	0	0	0
@SF 10/3	W	1/1	14	9	5	0.5	4.0	0	0	0	0	0	0	0	0
@SEA 10/10	W	1/1	6	4	2	0.0	0.0	0	0	0	0	0	0	0	0
TB 10/18	W	1/1	10	7	3	0.0	0.0	0	0	0	0	0	0	0	0
@MIA 10/24	L	1/1	9	5	4	0.0	0.0	0	0	0	0	0	0	0	0
NE 11/7	L	1/1	8	7	1	0.0	0.0	0	0	0	1	0	0	0	0
SEA 11/14	W	1/1	12	8	4	0.0	0.0	0	0	0	0	0	0	0	0
@BUF 11/21	L	1/1	9	7	2	0.0	0.0	0	0	0	0	0	0	0	0
@GB 11/29	L	1/1	9	7	2	0.0	0.0	0	0	0	0	0	0	0	0
SF 12/5	W	1/1	6	3	3	0.0	0.0	0	0	0	1	0	0	0	0
@CAR 12/12	L	1/1	9	5	4	0.0	0.0	0	0	0	1	0	0	0	0
@ARI 12/19	L	1/1	9	7	2	0.0	0.0	0	0	0	1	0	0	0	0
PHI 12/27	W	1/1	6	4	2	0.0	0.0	0	0	0	0	1	10	0	0
NY 1/8	W	1/1	11	7	4	0.0	0.0	0	0	0	0	0	0	0	0
TOTALS	8-8	16/16	145	100	45	1.5	9.0	0	0	0	5	0	1	10	0

POSTSEASON

Game	W/L	P/S	T	S	A	Sk	Yds	Int	Yds	Lg	TD	PD	FF	FR	Yds
@SEA 1/8	W	1/1	7	4	3	0.0	0.0	0	0	0	0	0	0	0	0
@ATL 1/15	L	1/1	6	5	1	0.0	0.0	0	0	0	0	0	0	0	0
TOTALS	1/1	13	9	4	0.0	0.0	0	0	0	0	0	0	0	0	0

2003 ST. LOUIS RAMS

Game	W/L	P/S	T	S	A	Sk	Yds	Int	Yds	Lg	TD	PD	FF	FR	Yds
@NYG 9/7	L	1/1	7	6	1	0.0	0.0	0	0	0	0	2	1	0	0
SF 9/14	W	1/1	13	8	5	0.0	0.0	0	0	0	0	0	0	0	0
@SEA 9/21	L	1/1	6	4	2	0.0	0.0	0	0	0	0	0	0	0	0
ARI 9/28	W	1/1	6	5	1	0.0	0.0	0	0	0	0	0	0	0	0
ATL 10/13	W	1/1	7	2	5	0.0	0.0	0	0	0	0	0	0	0	0
GB 10/19	W	1/1	7	3	4	0.0	0.0	0	0	0	0	0	1	0	0
@PIT 10/26	W	1/1	5	3	2	0.0	0.0	0	0	0	0	0	0	0	0
@SF 11/2	L	1/1	11	8	3	0.0	0.0	0	0	0	0	1	0	0	0
BAL 11/9	W	1/1	11	6	5	0.0	0.0	0	0	0	0	0	1	0	0
@CHI 11/16	W	1/1	6	4	2	0.0	0.0	0	0	0	0	1	0	0	0
@ARI 11/23	W	1/1	4	2	2	0.0	0.0	0	0	0	0	1	0	0	0
MIN 11/30	W	1/0	7	4	3	1.0	12.0	0	0	0	0	0	0	0	0
@CLE 12/8	W	1/0	1	1	0	1.0	5.0	0	0	0	0	0	0	1	5
SEA 12/14	W	1/1	7	5	2	0.0	0.0	0	0	0	0	0	0	0	0
CIN 12/21	W	1/0	5	3	2	0.0	0.0	0	0	0	0	1	0	0	0
@DET 12/28	L	1/1	18	11	7	0.0	0.0	0	0	0	0	0	1	0	0
TOTALS	12-4	16/14	121	70	51	2.0	17.0	0	0	0	0	6	4	1	5

POSTSEASON

Game	W/L	P/S	T	S	A	Sk	Yds	Int	Yds	Lg	TD	PD	FF	FR	Yds
CAR 1/10	L	1/1	12	7	5	0.0	0.0	0	0	0	0	0	0	0	0
TOTALS	1/1	12	7	5	0.0	0.0	0	0	0	0	0	0	0	0	0



**AARON WALKER**

Tight End

6-6 • 270 • born 3/14/80  
 5th year (3rd Rams) • FA-2005  
 Florida  
 Astronaut H.S. • Titusville, Fla.  
 Career GP/GS (playoffs): 48/11 (0/0)



**TRANSACTIONS:**

- 12/21/05 – signed as a free agent by the Rams.
- 4/27/03 – selected by San Francisco in fifth round (161st overall) in 2003 NFL Draft.

**PRO:** Has good strength and quickness...smooth and athletic for player his size...has good, short burst...natural pass-catcher...signed by Rams 12/21/05 after spending first two seasons of career with San Francisco before being released after 2005 preseason...originally drafted by 49ers in fifth round (161st overall) of 2003 NFL Draft.

**2006 SEASON:** Played in 16 games with career-high five starts for the Rams...posted five receptions for 68 yards.

**2005 SEASON:** Spent final two games of season on Rams' roster, but inactive for both contests...released by San Francisco after preseason.

**2004 SEASON:** Played in 16 games with four starts...notched 10 catches for 115 yards.  
 • In start vs. Arizona 10/10, notched career-high three receptions for 41 yards.

**2003 SEASON:** Saw action in all 16 games with two starts...totaled 116 receiving yards on eight catches.

- First career reception for 10 yards vs. Cleveland 9/21.
- Started and made first career touchdown reception, a 14-yarder, vs. Detroit 10/5.

**COLLEGE:**

- Played in 47 games for Gators, starting 29, finishing with 56 receptions for 718 yards and nine touchdowns.
- Three-time Southeastern Conference Academic Honor Roll member.
- Started every game as senior, catching career-high 27 passes for 376 yards and four touchdowns.
- Started nine games as junior, making 16 receptions for 179 yards and two touchdowns.
- As sophomore, started seven of 12 games, notching 12 receptions for 148 yards and three

touchdowns.

- Played in 10 games as freshman, making one reception for 13 yards.
- Redshirted as true freshman.
- Natural resource management major.

**PERSONAL:**

- Born Aaron Scott Walker in Titusville, Fla.
- Named to *Super Prep* and *Prep Star's* All-America team as senior at Astronaut High in Titusville, Fla.
- Lettered in basketball and baseball.
- National Honor Society member (3.7 GPA).
- Married to Michelle with daughters, Taylor and Avery.

**WALKER'S NFL STATISTICS**

Year	Team	G-S	Receiving				Rushing					
			Att	Yds	Avg	Lg	TD	No	Yds	Avg	Lg	TD
2003	San Francisco	16-2	8	116	14.5	26	1	0	0	0.0	0	0
2004	San Francisco	16-4	10	115	11.5	30	0	0	0	0.0	0	0
2005	RAMS	0-0	0	0	0.0	0	0	0	0	0.0	0	0
2006	RAMS	16-5	5	68	13.6	26	0	0	0	0.0	0	0
<b>Total</b>		<b>48-11</b>	<b>23</b>	<b>299</b>	<b>13.0</b>	<b>30</b>	<b>1</b>	<b>0</b>	<b>0</b>	<b>0.0</b>	<b>0</b>	<b>0</b>

**SINGLE GAME HIGHS**

Receptions - 3 vs. Arizona (10/10/04)  
 Yards - 41 vs. Arizona (10/10/04)  
 Long - 30 @ Arizona (12/12/04)  
 Touchdowns - 1 vs. Detroit (10/5/03)

**WALKER'S GAME-BY-GAME STATS**

**2006 ST. LOUIS RAMS**

Game	W/L	P/S	Rec	Yds	Avg	Lg	TD
DEV 9/10	W	1/0	0	0	0.0	0	0
@SF 9/17	L	1/0	0	0	0.0	0	0
@ARI 9/24	W	1/1	1	16	16.0	16	0
DET 10/1	W	1/0	0	0	0.0	0	0
@GB 10/8	W	1/0	0	0	0.0	0	0
SEA 10/15	L	1/1	0	0	0.0	0	0
@SD 10/29	L	1/0	0	0	0.0	0	0
KC 11/5	L	1/0	0	0	0.0	0	0
@SEA 11/12	L	1/0	0	0	0.0	0	0
@CAR 11/19	L	1/0	0	0	0.0	0	0
SF 11/26	W	1/1	0	0	0.0	0	0
ARI 12/3	L	1/0	0	0	0.0	0	0
CHI 12/11	L	1/0	1	6	6.0	6	0
@OAK 12/17	W	1/0	1	9	9.0	9	0
WAS 12/24	W	1/1	1	11	11.0	11	0
@MIN 12/31	W	1/1	1	26	26.0	26	0
<b>TOTALS</b>	<b>6-8</b>	<b>16/5</b>	<b>5</b>	<b>68</b>	<b>13.6</b>	<b>26</b>	<b>0</b>

**2005 ST. LOUIS RAMS**

Game	W/L	P/S	Rec	Yds	Avg	Lg	TD
Signed to active roster 12/21.							
SF 12/24	L	Inactive					
@DAL 1/1	W	Inactive					
<b>TOTALS</b>	<b>1-1</b>	<b>0/0</b>	<b>0</b>	<b>0</b>	<b>0.0</b>	<b>0</b>	<b>0</b>

**2004 SAN FRANCISCO 49ERS**

Game	W/L	P/S	Rec	Yds	Avg	Lg	TD
ATL 9/12	L	1/0	0	0	0.0	0	0
@NO 9/19	L	1/0	0	0	0.0	0	0
@SEA 9/26	L	1/0	2	26	13.0	22	0
STL 10/3	L	1/0	0	0	0.0	0	0
ARI 10/10	W	1/1	3	41	13.7	18	0
@NYJ 10/17	L	1/0	0	0	0.0	0	0
@CHI 10/31	L	1/0	1	4	4.0	4	0
SEA 11/7	L	1/0	1	3	3.0	3	0
CAR 11/14	L	1/1	0	0	0.0	0	0
@TB 11/21	L	1/0	0	0	0.0	0	0
MIA 11/28	L	1/0	0	0	0.0	0	0
@STL 12/5	L	1/1	1	8	8.0	8	0
@ARI 12/12	W	1/1	1	30	30.0	30	0
WAS 12/8	L	1/0	0	0	0.0	0	0
BUF 12/26	L	1/0	0	0	0.0	0	0
@NE 1/2	L	1/0	1	3	3.0	3	0
<b>TOTALS</b>	<b>2-14</b>	<b>16/4</b>	<b>10</b>	<b>115</b>	<b>11.5</b>	<b>30</b>	<b>0</b>

**2003 SAN FRANCISCO 49ERS**

Game	W/L	P/S	Rec	Yds	Avg	Lg	TD
CHI 9/7	W	1/0	0	0	0.0	0	0
@STL 9/14	L	1/0	0	0	0.0	0	0
CLE 9/21	L	1/0	1	10	10.0	10	0
@MIN 9/28	L	1/0	1	23	23.0	23	0
DET 10/5	W	1/1	1	14	14.0	14t	1
@SEA 10/12	L	1/0	0	0	0.0	0	0
TB 10/19	W	1/0	0	0	0.0	0	0
@ARI 10/26	L	1/0	0	0	0.0	0	0
STL 11/2	W	1/1	1	22	22.0	22	0
PIT 11/17	W	1/0	1	7	7.0	7	0
@GB 11/23	L	1/0	0	0	0.0	0	0
@BAL 11/30	L	1/0	1	7	7.0	7	0
ARI 12/7	W	1/0	1	7	7.0	7	0
@CIN 12/14	L	1/0	0	0	0.0	0	0
@PHI 12/21	W	1/0	0	0	0.0	0	0
SEA 12/27	L	1/0	1	26	26.0	26	0
<b>TOTALS</b>	<b>7-9</b>	<b>16/2</b>	<b>8</b>	<b>116</b>	<b>14.5</b>	<b>26</b>	<b>1</b>



# LENNY WALLS

Cornerback

6-4 • 197 • born 9/26/79  
 6th year (1st Rams) • UFA(KC)-2007  
 Boston College  
 Galileo H.S. • San Francisco, Calif.  
 Career GP/GS (playoffs): 59/22 (2/1)

# 27



## TRANSACTIONS:

- 4/4/07 – signed one-year contract with the Rams as unrestricted free agent.
- 4/4/06 – signed one-year contract with Kansas City as free agent.
- 11/1/05 – placed on reserve/injured list.
- 11/30/04 – placed on reserve/injured list.
- 4/15/05 – signed one-year tender contract with Denver as restricted free agent.
- 5/1/02 – signed three-year contract with Denver as undrafted rookie free agent.

**PRO:** Tallest cornerback in NFL at 6-4.

**2006 SEASON:** Played in all 16 games for second time of career and first time since 2003.

- Season-high four tackles (three solo) with one pass defended in Week 6 at Pittsburgh 10/15.
- Career-high five tackles (four solo) in AFC Wildcard Game at Indianapolis 1/6/07.

**2005 SEASON:** Season cut short due to groin injury after starting three games.

- Four tackles, one pass defended, and one forced fumble on Jaguars' WR Reggie Williams at Jacksonville 10/2.
- Suffered groin strain at New York Giants 10/23, missing game vs. Philadelphia 10/30 and placed on reserve/injured list 11/1 before being released 11/28.

**2004 SEASON:** Career-low seven games played due to right shoulder injury.

- Four tackles vs. Kansas City 9/12 before separating right shoulder, forcing him to miss next three games.
- Separated right shoulder again at Oakland 10/17, missing the next game and then separating it again in start vs. Raiders 11/28 before being placed on reserve/injured list 11/30.

**2003 SEASON:** Started all 16 games at left cornerback, posting career-highs in all categories...20 passes defended were most by a Broncos' player since CB Ray Crockett had 21 in 1997.

- Five tackles and three passes defended in first career start at Cincinnati 9/7.
- Six tackles and career-high four passes defended at San Diego 9/14.
- Career-high eight tackles at Minnesota 10/19.
- First career interception off QB Tim Couch vs. Cleveland 12/14.
- Three tackles and forced fumble on Colts' TE Marcus Pollard in start at Indianapolis in AFC Wildcard Game 1/4/04.

**2002 SEASON:** Played in 13 games as rookie.

- Forced fumble on Rams' RB Lamar Gordon kickoff return vs. St. Louis 9/8.

## COLLEGE:

- Started 16 of 21 career games for Eagles, notching 84 tackles (64 solo), 4.0 sacks, nine interceptions with one touchdown return, and 17 passes defended.
- Transferred to Boston College from City College of San Francisco.
- Led Rams to Junior College National Championship in 1999.
- Began collegiate career at St. Mary's College in Moraga, Calif.

## PERSONAL:

- Born Lenny Brad Walls in San Francisco, Calif.
- Team captain as senior at Galileo High in San Francisco, leading team to San Francisco Section AAA title.
- Also lettered in track and was two-time All-City selection in basketball.

### WALLS' NFL STATISTICS

Year	Team	G-S	Tackles				Interceptions				Fumbles					
			Total	Solo	Asst	Sk	Yds	Int	Yds	Lg	TD	PD	FF	FR	Yds	
2002	Denver	13-0	0	0	0	0.0	0.0	0	0	0	0	0	0	0	0	0
2003	Denver	16-16	68	58	10	0.0	0.0	1	0	0	0	20	1	1	0	0
2004	Denver	7-1	21	18	3	0.0	0.0	0	0	0	0	2	1	0	0	0
2005	Denver	7-3	16	0	16	0.0	0.0	0	0	0	0	6	1	0	0	0
2006	Kansas City	16-2	29	26	3	0.0	0.0	0	0	0	0	5	0	0	0	0
<b>Total</b>		<b>59-22</b>	<b>134</b>	<b>118</b>	<b>16</b>	<b>0.0</b>	<b>0.0</b>	<b>1</b>	<b>0</b>	<b>0</b>	<b>0</b>	<b>33</b>	<b>3</b>	<b>1</b>	<b>0</b>	<b>0</b>

### POSTSEASON

Year	Team	G-S	Tackles				Interceptions				Fumbles					
			Total	Solo	Asst	Sk	Yds	Int	Yds	Lg	TD	PD	FF	FR	Yds	
2003	Denver	1-1	3	3	0	0.0	0.0	0	0	0	0	0	1	0	0	0
2006	Kansas City	1-0	5	4	1	0.0	0.0	0	0	0	0	0	0	0	0	0
<b>Total</b>		<b>2-1</b>	<b>8</b>	<b>7</b>	<b>1</b>	<b>0.0</b>	<b>0.0</b>	<b>0</b>	<b>0</b>	<b>0</b>	<b>0</b>	<b>0</b>	<b>1</b>	<b>0</b>	<b>0</b>	<b>0</b>

**ADDITIONAL CAREER STATISTICS:** Special Teams Tackles: 2002 (6), 2004 (2), 2005 (1); Special Teams Forced Fumbles: 2002 (1).

#### SINGLE GAME HIGHS

Total Tackles – 8 @ Minnesota (10/19/03)  
 Playoffs – 5 @ Indianapolis (1/6/07)  
 Solo Tackles – 6 (two times), Last vs. Kansas City (12/7/03)  
 Playoffs – 4 @ Indianapolis (1/6/07)  
 Interceptions – 1 vs. Cleveland (12/14/03)  
 Playoffs – None  
 Passes Defensed – 4 @ San Diego (9/14/03)  
 Playoffs – None

### WALLS' GAME-BY-GAME STATS

#### 2006 KANSAS CITY CHIEFS

Game	W/L	P/S	T	S	A	Sk	Yds	Int	Yds	Lg	TD	PD	FF	FR	Yds
CIN 9/10	L	1/0	0	0	0	0.0	0.0	0	0	0	0	0	0	0	0
@DEN 9/17	L	1/0	2	2	0	0.0	0.0	0	0	0	0	0	0	0	0
SF 10/1	W	1/0	1	1	0	0.0	0.0	0	0	0	0	0	0	0	0
@ARI 10/8	W	1/1	3	2	1	0.0	0.0	0	0	0	0	0	0	0	0
@PIT 10/15	L	1/0	4	3	1	0.0	0.0	0	0	1	0	0	0	0	0
SD 10/22	W	1/0	1	1	0	0.0	0.0	0	0	0	0	0	0	0	0
SEA 10/29	W	1/1	3	2	1	0.0	0.0	0	0	0	0	0	0	0	0
@STL 11/5	W	1/0	3	3	0	0.0	0.0	0	0	1	0	0	0	0	0
@MIA 11/12	L	1/0	3	3	0	0.0	0.0	0	0	0	0	0	0	0	0
OAK 11/19	W	1/0	0	0	0	0.0	0.0	0	0	0	0	0	0	0	0
DEN 11/23	W	1/0	1	1	0	0.0	0.0	0	0	1	0	0	0	0	0
@CLE 12/3	L	1/0	1	1	0	0.0	0.0	0	0	0	0	0	0	0	0
BAL 12/10	L	1/0	2	2	0	0.0	0.0	0	0	0	0	0	0	0	0
@SD 12/17	L	1/0	0	0	0	0.0	0.0	0	0	0	0	0	0	0	0
@OAK 12/23	W	1/0	2	2	0	0.0	0.0	0	0	0	0	0	0	0	0
JAX 12/31	W	1/0	3	3	0	0.0	0.0	0	0	2	0	0	0	0	0
<b>TOTALS</b>	<b>9-7</b>	<b>16/2</b>	<b>29</b>	<b>26</b>	<b>3</b>	<b>0.0</b>	<b>0.0</b>	<b>0</b>	<b>0</b>	<b>0</b>	<b>5</b>	<b>0</b>	<b>0</b>	<b>0</b>	<b>0</b>

#### POSTSEASON

Game	W/L	P/S	T	S	A	Sk	Yds	Int	Yds	Lg	TD	PD	FF	FR	Yds
@IND 1/6	L	1/0	5	4	1	0.0	0.0	0	0	0	0	0	0	0	0
<b>TOTALS</b>	<b>0-1</b>	<b>1/0</b>	<b>5</b>	<b>4</b>	<b>1</b>	<b>0.0</b>	<b>0.0</b>	<b>0</b>	<b>0</b>	<b>0</b>	<b>0</b>	<b>0</b>	<b>0</b>	<b>0</b>	<b>0</b>

#### 2004 DENVER BRONCOS

Game	W/L	P/S	T	S	A	Sk	Yds	Int	Yds	Lg	TD	PD	FF	FR	Yds
KC 9/12	W	1/0	4	3	1	0.0	0.0	0	0	0	0	0	0	0	0
@JAX 9/19	L	Inactive	(right shoulder)												
SD 9/26	W	Did Not Play													
@TB 10/3	W	Inactive	(right shoulder)												
CAR 10/10	W	1/0	4	3	1	0.0	0.0	0	0	0	0	0	0	0	0
@OAK 10/17	W	1/0	2	2	0	0.0	0.0	0	0	0	0	0	0	0	0
@CIN 10/25	L	Inactive	(right shoulder)												
ATL 10/31	L	1/0	3	3	0	0.0	0.0	0	0	0	0	1	0	0	0
HOU 11/7	W	1/0	3	2	1	0.0	0.0	0	0	0	0	0	0	0	0
@NO 11/21	W	1/0	3	3	0	0.0	0.0	0	0	1	0	0	0	0	0
OAK 11/28	L	1/1	2	2	0	0.0	0.0	0	0	1	0	0	0	0	0
SD 12/5	L	Reserve/injured	(right shoulder)												
MIA 12/12	W														
@KC 12/19	L														
@TEN 12/25	W														
IND 1/2	W														
<b>TOTALS</b>	<b>10-6</b>	<b>7/1</b>	<b>21</b>	<b>18</b>	<b>3</b>	<b>0.0</b>	<b>0.0</b>	<b>0</b>	<b>0</b>	<b>0</b>	<b>2</b>	<b>1</b>	<b>0</b>	<b>0</b>	<b>0</b>

#### 2005 DENVER BRONCOS

Game	W/L	P/S	T	S	A	Sk	Yds	Int	Yds	Lg	TD	PD	FF	FR	Yds
@MIA 9/11	L	1/1	4	4	0	0.0	0.0	0	0	0	0	0	1	0	0
SD 9/18	W	1/1	2	2	0	0.0	0.0	0	0	0	0	0	0	0	0
KC 9/26	W	1/0	0	0	0	0.0	0.0	0	0	0	0	0	2	0	0
@JAX 10/2	W	1/1	4	4	0	0.0	0.0	0	0	0	0	0	1	1	0
WAS 10/9	W	1/0	3	3	0	0.0	0.0	0	0	0	0	0	1	0	0
NE 10/16	W	1/0	3	3	0	0.0	0.0	0	0	0	0	0	1	0	0
@NGI 10/23	L	1/0	0	0	0	0.0	0.0	0	0	0	0	0	0	0	0
PHI 10/30	W	Inactive	(gran)												
@OK 10/13	W	Reserve/injured	(gran)												
NYJ 11/20	W														
@DAL 11/24	W														
Released 11/28															
<b>TOTALS</b>	<b>9-2</b>	<b>7-3</b>	<b>16</b>	<b>16</b>	<b>0</b>	<b>0.0</b>	<b>0.0</b>	<b>0</b>	<b>0</b>	<b>0</b>	<b>0</b>	<b>0</b>	<b>6</b>	<b>1</b>	<b>0</b>

#### 2003 DENVER BRONCOS

Game	W/L	P/S	T	S	A	Sk	Yds	Int	Yds	Lg	TD	PD	FF	FR	Yds
@CIN 9/7	W	1/1	5	3	2	0.0	0.0	0	0	0	0	3	0	0	0
@SD 9/14	W	1/1	6	5	1	0.0	0.0	0	0	0	0	4	0	0	0
OAK 9/22	W	1/1	4	4	0	0.0	0.0	0	0	0	0	2	0	0	0
DET 9/28	W	1/1	1	1	0	0.0	0.0	0	0	0	0	1	0	0	0
@KC 10/5	L	1/1	2	2	0	0.0	0.0	0	0	0	0	3	0	1	0
PIT 10/12	W	1/1	2	2	0	0.0	0.0	0	0	0	0	1	0	1	0
@MIN 10/19	L	1/1	8	6	2	0.0	0.0	0	0	0	0	0	0	0	0
@BAL 10/26	L	1/1	4	3	1	0.0	0.0	0	0	0	0	0	0	0	0
NE 11/3	L	1/1	2	2	0	0.0	0.0	0	0	0	0	0	0	0	0
SD 11/16	W	1/1	5	5	0	0.0	0.0	0	0	0	0	2	0	0	0
CHI 11/23	L	1/1	3	2	1	0.0	0.0	0	0	0	0	0	0	0	0
OAK 11/30	W	1/1	5	5	0	0.0	0.0	0	0	0	0	0	1	0	0
KC 12/7	W	1/1	7	6	1	0.0	0.0	0	0	0	0	0	0	0	0
CLE 12/14	W	1/1	4	2	2	0.0	0.0	1	0	0	0	2	0	0	0
@IND 12/21	W	1/1	6	6	0	0.0	0.0	0	0	0	0	2	0	0	0
@GB 12/28	W	1/1	4	4	0	0.0	0.0	0	0	0	0	0	0	0	0
<b>TOTALS</b>	<b>10-6</b>	<b>16/16</b>	<b>69</b>	<b>58</b>	<b>10</b>	<b>0.0</b>	<b>0.0</b>	<b>1</b>	<b>0</b>	<b>0</b>	<b>0</b>	<b>20</b>	<b>1</b>	<b>1</b>	<b>0</b>

#### POSTSEASON

Game	W/L	P/S	T	S	A	Sk	Yds	Int	Yds	Lg	TD	PD	FF	FR	Yds
@IND 1/4	L	1/1	3	3	0	0.0	0.0	0	0	0	0	0	0	1	0
<b>TOTALS</b>	<b>0-1</b>	<b>1/1</b>	<b>3</b>	<b>3</b>	<b>0</b>	<b>0.0</b>	<b>0.0</b>	<b>0</b>	<b>0</b>	<b>0</b>	<b>0</b>	<b>0</b>	<b>0</b>	<b>1</b>	<b>0</b>

## WALLS' GAME-BY-GAME STATS

## 2002 DENVER BRONCOS

Game	W/L	P/S	T	S	A	Sk	Yds	Int	Yds	Lg	TD	PD	FF	FR	Yds
STL 9/8	W	1/0	0	0	0	0.0	0.0	0	0	0	0	0	0	0	0
@SF 9/15	W	1/0	0	0	0	0.0	0.0	0	0	0	0	0	0	0	0
BUF 9/22	W	1/0	0	0	0	0.0	0.0	0	0	0	0	0	0	0	0
@BAL 9/30	L	1/0	0	0	0	0.0	0.0	0	0	0	0	0	0	0	0
SD 10/6	W	1/0	0	0	0	0.0	0.0	0	0	0	0	0	0	0	0
MIA 10/13	L	1/0	0	0	0	0.0	0.0	0	0	0	0	0	0	0	0
@KC 10/20	W	1/0	0	0	0	0.0	0.0	0	0	0	0	0	0	0	0
@NE 10/27	W	1/0	0	0	0	0.0	0.0	0	0	0	0	0	0	0	0
OAK 11/11	L	1/0	0	0	0	0.0	0.0	0	0	0	0	0	0	0	0
@SEA 11/17	W	1/0	0	0	0	0.0	0.0	0	0	0	0	0	0	0	0
IND 11/24	L	1/0	0	0	0	0.0	0.0	0	0	0	0	0	0	0	0
@SD 12/1	L	1/0	0	0	0	0.0	0.0	0	0	0	0	0	0	0	0
@NYJ 12/8	L	Inactive													
KC 12/15	W	Inactive													
@OAK 12/22	L	1/0	0	0	0	0.0	0.0	0	0	0	0	0	0	0	0
ARI 12/29	W	Inactive													
TOTALS	9-7	13/0	0	0	0	0.0	0.0	0	0	0	0	0	0	0	0



# JEFF WILKINS

Kicker

6-2 • 205 • born 4/19/72

14th year (11th Rams) • RFA(SF) - 1997

Youngstown State

Austin-Fitch H.S. • Austintown, Ohio

Career GP/GS (playoffs): 184/0 (13/0)

# 14



### TRANSACTIONS:

- 11/2/05 – signed renegotiated contract with the Rams.
- 3/13/01 – re-signed as an unrestricted free agent by the Rams.
- 3/6/97 – signed as a free agent by the Rams.
- 11/8/95 – signed as a free agent by San Francisco.
- 7/21/95 – re-signed as an exclusive rights free agent by Philadelphia.
- 11/15/94 – signed as a free agent by Philadelphia.
- 5/2/94 – signed as an undrafted free agent by Dallas.

**PRO:** Automatic on extra points and almost automatic on field goals...one of the best kickers in NFL...strong leg on kickoff...has made franchise-record 346 consecutive PATs, good for second-best streak in NFL history behind Jason Elam's 371 from 1993-2002...holds NFL record for most PAT in season (64, 1999)...booted game-winner in overtime to give Rams 30-27 win at Arizona 11/23/03, marking first time a player has made field goal as time expired in the first half, second half, and to end an overtime period since overtime was adopted by the NFL in 1974...holds Rams records for longest field goal (57 yards, vs. Arizona 9/27/98) and is tied with Tony Zendejas' 1991 season for highest field goal percentage, season (100% - 17-17, 2000)...has made 283 career field goals, first on Rams' all-time list...is Rams' all-time leader in scoring with 1,127 points...has made 32 of 42 field goal attempts from at least 49 yards...holds San Francisco 49ers record for field goals in season (30) and season field-goal percentage (.882).

**2006 SEASON:** Led the team in scoring for a team record eighth consecutive seasons...finished second in the NFC (third in the NFL) in scoring (131 points – 35/35 PATs, 32/37 FGs)...earned NFC Special Teams Player of the Week honors for Week 1 performance vs. Denver.

- In Week 1 vs. Denver 9/10, set Rams' record by making six of seven field goal attempts (26, 38, 29, 51, 48, and 24 yards, missing from 44 yards...seven attempts tied a Rams record with Rich Karlis (at Minnesota, 11/5/89), while six made field goals established a Rams record, passing Bob Waterfield (vs. Detroit, 12/9/51) and own performance against San Diego 10/1/00...six field goals also tied for second-most in one game in NFL history, while seven attempts tied for third-most in NFL history...18 points put him over the 1,000-point mark for his Rams' career...18 points were also the most in NFL in a season-opening game since Jeff Chandler scored 19 for

San Francisco in 2003.

- Made 53-yard field goal in Week 17 at Minnesota 12/31, extending his Rams' record with 23 field goals from at least 50 yards.

**2005 SEASON:** Led Rams in scoring with 117 points.

- Tied franchise-record with two 50-plus-yard field goals vs. San Francisco in Week 16...50-yarder in first quarter and 51-yarder in second quarter tied record set by Tony Zendejas (vs. Pittsburgh 9/12/93) and tied by Wilkins (vs. San Francisco 12/5/04).
- Converted two of four field goal attempts (49 and 20), adding two PATs at Dallas in 1/1/06, extending franchise-record to 311 PATs in a row.

**2004 SEASON:** Led Rams in scoring with 89 points...made all 32 PATs attempted...made four of five 50-plus-yard field goals, extending franchise-record to 16...made nine special teams tackles.

- Made 50-yard field goal vs. Arizona 9/12 to break tie with Mike Lansford (789) for all-time Rams' scoring lead.
- Made 53-yard field goal vs. New Orleans 9/26, marking 1,000th career point.
- Made only PAT and all three field goal attempts (29, 52, 52) vs. San Francisco 12/5...tied for second place on Rams' list for most made 50-yard field goals in one season with four.
- Made all three PATs and 31-yard game-winning field goal in overtime, ninth career game-winner, eighth as Ram in regular season finale vs. New York Jets 1/2/05.
- Made postseason franchise-long 55-yard field goal, adding two PATs, in NFC Divisional Playoff Game at Atlanta 1/15/05.



**2003 SEASON:** Led NFL in scoring, making all 46 PATs, extending team-record streak of consecutive PATs to 243, and 39 of 42 field goals, earning first Pro Bowl invitation...39 field goals tied Miami's Olindo Mare in 1999 for most in one season...163 points placed him third on the NFL's all-time single-season scoring list, second on the NFL's list of most points in one season without a touchdown...made

all four 50-plus-yard field goals attempted, extending franchise-record in that category to 11...ranked first in the NFC (fourth in the NFL) with 12 touchbacks...earned NFC Special Teams Player of the Month in September and December...converted all 10 PAT attempts and 10 of 11 field goals in September.

- Made two of two field goals, including a 28-yarder in overtime against San Francisco 9/14, becoming only the third kicker in NFL history to win games in overtime for and against the same team.
- Kicked an overtime field goal with San Francisco at Washington 11/24/96.
- Made three of four field goals vs. Arizona 9/28, including 53-yarder, tying third-longest field goal in team history.
- Made a season high four of four field goals against Baltimore 11/9...all four field goals were in the fourth quarter, tying NFL record for field goals in one quarter.
- Made game-winning 31-yard field goal against Chicago 11/16 to give Rams 23-21 victory.
- Kicked another game winner the following week at Arizona 11/23 in overtime to give Rams 30-27 win...kick marked first time a player has made field goal as time expired in the first half, second half, and to end an overtime period since overtime was adopted by the NFL in 1974.
- Rushed for 7 yards on fourth-down play to set up 29-yard field goal at Cleveland 12/8.
- Tied NFL record with six field goal attempts and five field goals in NFC Divisional Playoff Game vs. Carolina 1/10/05...set postseason record with 51-yard field goal in the third quarter...recovered own onside kick in the fourth quarter, leading to 33-yard field goal on final play of regulation to force overtime.

**2002 SEASON:** Led team with 94 points.

- Recorded two PATs at Tampa Bay 9/23, breaking team-record for most consecutive PATs (166), passing Bruce Gossett (1965-69).
- Fifth career game-winning field goal with 0:20 left in game vs. Arizona 12/15, earning NFC Special Teams Player of the Week honors.

**2001 SEASON:** Scored 127 points.

- Converted two PATs and two field goals, including fourth career game-winning 26-yard field goal with 7:08 left in overtime in season opener at Philadelphia 9/9.
- Tied career-high with six PATs against Miami 9/30.
- Made all six PATs and 27-yard field goal in NFC Divisional Playoff Game vs. Green Bay 1/20/02.
- Tied career-high with three field goals (27, 39, and 41 yards) and both PATs in NFC

Championship Game against Philadelphia 1/27/02.

- 50-yard field goal in Super Bowl XXXVI vs. New England 2/3/02...field goal was second-longest in Rams' postseason history, longest in Rams' Super Bowl history, and third-longest in Super Bowl history.

**2000 SEASON:** Scored 89 points.

- Made three field goals, including game winning 27-yarder with 23 seconds remaining, and four PAT for 18 points at Seattle 9/10.
- Tied franchise record with five field goals and established season and tied career high with six PAT vs. San Diego 10/1.
- Suffered leg injury on opening kickoff vs. Atlanta 10/15...inactive next three contests.
- Returned to action at New York Giants 11/12 and kicked one PAT before leaving game...inactive next two games (vs. Washington 11/20 and vs. New Orleans 11/26).

**1999 SEASON:** Led NFC and sixth in NFL with 124 points...set single-season NFL record for most PATs without a miss with 64...broke record held by Minnesota's Gary Anderson (59) in 1998.

- Set Rams' playoff record by kicking seven PAT in NFC Divisional Playoff Game vs. Minnesota 1/16/00.
- Made 24-yard field goal in first quarter of NFC Championship Game vs. Tampa Bay 1/23/00.
- Kicked three field goals in first half to help Rams to 23-16 victory over Tennessee in Super Bowl XXXIV 1/30/00.

**1998 SEASON:** Led team with 85 points.

- Set team and individual record for longest field goal (57 yards) vs. Arizona 9/27...field goal then 12th-longest in NFL history and longest in NFC that season...broke team-record set by Tony Zendejas, 54-yards vs. Pittsburgh 9/12/93.
- Streak of 100 consecutive PATs broken at San Francisco 12/27.

**1997 SEASON:** First Rams kicker to score more than 100 points since Mike Lansford scored 120 points in 1989.

- Three field goals at Washington 11/30, scoring 11 points, with a game winning field goal with :04 remaining.
- Scored all of the Rams' 12 points, making four of four field goals vs. San Francisco 9/7.

**1996 SEASON:** Led 49ers in scoring with 130 points...highest point total by 49er since Mike Cofer's 136 in 1989...established club record for single season total of kicks...broke Ray Wersching's single-season record of .833 field goal percentage with .882 mark.

- Hit four of five field goals, including game-winner in overtime victory over Washington 11/21.
- Tied club-record with six field goals (21, 43, 46, 29, 29, 38) against Atlanta 9/29...also added three PATs for career-high 21 points...earned NFC Special Teams Player of Week for performance.

**1995 SEASON:** Signed by 49ers as free agent 11/8.

- Season-high 14 points at Miami 11/20.
- Season-long 46-yard field goal vs. Buffalo 12/3.

**1994 SEASON:** Signed by Eagles 11/15...handled kickoff duties in six games.

#### **COLLEGE:**

- Kicker and punter at Youngstown State.
- Set school records with 66 field goals, 98 attempts and streak of 46 consecutive PATs.
- Tied school record with 54-yard field goal.
- Averaged 38 yards during career as punter.
- Graduated with degree in communications.

#### **PERSONAL:**

- Born Jeff Allen Wilkins in Youngstown, Ohio.
- Earned All-State honors as kicker at Austin-Fitch High in Austintown, Ohio.
- Makes weekly visits to Cardinal-Glennon Children's Hospital during season.
- Married to Tina with daughter, Britney.
- Resides in St. Louis.

## WILKINS' NFL STATISTICS

Year	Team	GP	Scoring									
			FG	FGA	Pct	Lg	Blk	XP	XPA	Pct	Blk	Pts
1994	Philadelphia	6	0	0	0.0	0	0	0	0	0.0	0	0
1995	San Francisco	7	12	13	92.3	46	0	27	29	93.1	0	63
1996	San Francisco	16	30	34	88.2	49	0	40	40	100.0	0	130
1997	RAMS	16	25	37	67.6	52	1	32	32	100.0	0	107
1998	RAMS	16	20	26	76.9	57	0	25	26	96.2	0	85
1999	RAMS	16	20	28	71.4	51	0	64	64	100.0	0	124
2000	RAMS	11	17	17	100.0	51	0	38	38	100.0	0	89
2001	RAMS	16	23	29	79.3	54	0	58	58	100.0	0	127
2002	RAMS	16	19	25	76.0	47	0	37	37	100.0	0	94
2003	RAMS	16	39	42	92.9	53	0	46	46	100.0	0	163
2004	RAMS	16	19	24	79.2	53	0	32	32	100.0	0	89
2005	RAMS	16	27	31	87.1	53	0	36	36	100.0	0	117
2006	RAMS	16	32	37	86.4	53	0	36	36	100.0	0	131
<b>Total</b>		<b>184</b>	<b>283</b>	<b>343</b>	<b>82.5</b>	<b>57</b>	<b>1</b>	<b>471</b>	<b>474</b>	<b>99.3</b>	<b>0</b>	<b>1,320</b>

Year	Team	Field Goals									
		1-19	Pct	20-29	Pct	30-39	Pct	40-49	Pct	50+	Pct
1994	Philadelphia	0/0	0.0	0/0	0.0	0/0	0.0	0/0	0.0	0/0	0.0
1995	San Francisco	1/1	100.0	5/5	100.0	5/5	100.0	1/2	50.0	0/0	0.0
1996	San Francisco	0/0	0.0	16/16	100.0	7/8	87.5	7/10	70.0	0/0	0.0
1997	RAMS	0/0	0.0	8/9	88.9	8/12	66.7	7/14	50.0	2/2	100.0
1998	RAMS	0/0	0.0	4/5	80.0	8/8	100.0	5/7	71.4	3/6	50.0
1999	RAMS	1/1	100.0	5/5	100.0	6/7	85.7	7/11	63.6	1/4	25.0
2000	RAMS	2/2	100.0	5/5	100.0	6/6	100.0	3/3	100.0	1/1	100.0
2001	RAMS	0/0	0.0	11/11	100.0	5/5	100.0	6/12	50.0	1/1	100.0
2002	RAMS	0/0	0.0	5/5	100.0	8/10	80.0	6/9	66.7	0/1	0.0
2003	RAMS	0/0	0.0	16/16	100.0	11/13	84.6	8/9	88.9	4/4	100.0
2004	RAMS	0/0	0.0	7/7	100.0	5/6	83.3	3/6	50.0	4/5	80.0
2005	RAMS	0/0	0.0	6/7	85.7	8/8	100.0	9/11	81.8	4/5	80.0
2006	RAMS	1/1	100.0	11/11	100.0	6/6	100.0	11/16	68.8	3/3	100.0
<b>Total</b>		<b>5/5</b>	<b>100.0</b>	<b>99/102</b>	<b>97.1</b>	<b>83/94</b>	<b>88.3</b>	<b>73/110</b>	<b>66.4</b>	<b>23/32</b>	<b>71.9</b>

## POSTSEASON

Year	Team	GP	Scoring									
			FG	FGA	Pct	Lg	Blk	XP	XPA	Pct	Blk	Pts
1995	San Francisco	1	1	1	100.0	21	0	2	2	100.0	0	5
1996	San Francisco	2	0	0	0.0	0	0	4	4	100.0	0	4
1999	RAMS	3	4	7	57.1	29	0	9	9	100.0	0	21
2000	RAMS	1	0	0	0.0	0	0	2	2	100.0	0	2
2001	RAMS	3	5	7	71.4	50	0	10	10	100.0	0	25
2003	RAMS	1	5	6	83.3	51	0	0	0	0.0	0	15
2004	RAMS	2	3	3	100.0	55	0	5	5	100.0	0	14
<b>Total</b>		<b>13</b>	<b>18</b>	<b>24</b>	<b>75.0</b>	<b>55</b>	<b>0</b>	<b>32</b>	<b>32</b>	<b>100.0</b>	<b>0</b>	<b>86</b>

Year	Team	Field Goals									
		1-19	Pct	20-29	Pct	30-39	Pct	40-49	Pct	50+	Pct
1995	San Francisco	0/0	0.0	1/1	100.0	0/0	0.0	0/0	0.0	0/0	0.0
1996	San Francisco	0/0	0.0	0/0	0.0	0/0	0.0	0/0	0.0	0/0	0.0
1999	RAMS	0/0	0.0	4/4	100.0	0/1	0.0	0/2	0.0	0/0	0.0
2000	RAMS	0/0	0.0	0/0	0.0	0/0	0.0	0/0	0.0	0/0	0.0
2001	RAMS	0/0	0.0	2/2	100.0	1/1	100.0	1/1	100.0	1/3	33.3
2003	RAMS	0/0	0.0	3/3	100.0	1/1	100.0	0/0	0.0	1/2	50.0
2004	RAMS	0/0	0.0	1/1	100.0	1/1	100.0	0/0	0.0	1/1	100.0
<b>Total</b>		<b>0/0</b>	<b>0.0</b>	<b>11/11</b>	<b>100.0</b>	<b>3/4</b>	<b>75.0</b>	<b>1/3</b>	<b>33.0</b>	<b>3/6</b>	<b>50.0</b>

**ADDITIONAL CAREER STATISTICS:** Special Teams Tackles: 1997 (3), 1999 (3), 2000 Postseason (1), 2001 (6), 2001 Postseason (1), 2002 (2), 2003 (8), 2004 (9), 2004 Postseason (1), 2006 (1); Punting: 1999 (2 for 57 yards, 34-yard long, 1 I20, 27.0-yard net), 2005 (1 for 35 yards, 1 TB), 2006 (3 for 91 yards); Passing: 2004 (0 for 1); Rushing: 2003 (1 for for yards), 2004 (1 for -5 yards), 2005 (1 for -4 yards).

## WILKINS' NFL STATISTICS (Cont.)

### SINGLE GAME HIGHS

- Points - 21 (two times), Last vs. San Diego (10/1/00)
- Playoffs - 15 vs. Carolina (1/10/04)
- FG - 6 vs. Atlanta (9/29/96)
- Playoffs - 5 vs. Carolina (1/10/04)
- FGA - 6 vs. Atlanta (9/29/96)
- Playoffs - 6 vs. Carolina (1/10/04)
- LG - 57 vs. Arizona (9/27/98)
- Playoffs - 51 vs. Carolina (1/10/04)
- XP - 6 (two times), Last vs. San Diego (10/1/00)
- Playoffs - 7 vs. Minnesota (1/16/00)
- XPA - 6 (two times), Last vs. San Diego (10/1/00)
- Playoffs - 7 vs. Minnesota (1/16/00)
- GW FGs - 9, Last vs. New York Jets (1/2/05)
- Playoffs - none
- Special Teams Tackles - 2 (four times), Last vs. New York Jets (1/2/05)
- Playoffs - 1 (three times), Last @ Atlanta (1/5/05)

### WILKINS' GAME-WINNING FIELD GOALS (9)

Opponent	Date	Length	Quarter	Final
vs. Washington	11/24/96	38 yards	Overtime	19-16
*@ Washington	11/30/97	25 yards	Fourth	23-20
*@ Seattle	9/10/00	27 yards	Fourth	37-34
*@ Philadelphia	9/9/01	27 yards	Overtime	20-17
*vs. Arizona	12/15/02	26 Yards	Fourth	30-28
*vs. San Francisco	9/14/03	28 yards	Overtime	27-24
*@ Chicago	11/16/03	31 yards	Fourth	23-21
*@ Arizona	11/23/03	49 yards	Overtime	30-27
*vs. New York Jets	1/2/05	31 yards	Overtime	32-29

\* denotes with Rams

### WILKINS' GAME-BY-GAME STATS

#### 2006 ST. LOUIS RAMS

Game	W/L	Pts	XP/FG/10-20-30-40-50+	Kick-By-Kick						
DEN 9/10	W	18	0/0	6/7	0/0	3/3	1/1	1/2	1/1	25/4m,33,29,51,43,24
@SF 9/17	L	7	1/1	2/3	0/0	0/0	2/3	0/0	0/0	49,46m,40
@ARI 9/24	W	10	1/1	3/3	0/0	2/2	0/0	1/1	0/0	26,47,21
DET 10/1	W	15	3/3	4/5	1/1	0/0	0/0	3/4	0/0	42,19,46,47,47m
@GB 10/8	W	11	2/2	3/3	0/0	2/2	1/1	0/0	0/0	31,26,20
SEA 10/15	L	4	4/4	0/0	0/0	0/0	0/0	0/0	0/0	
@SD 10/29	L	6	3/3	1/1	0/0	0/0	1/1	0/0	0/0	34
KC 11/5	L	5	2/2	1/1	0/0	0/0	0/0	1/1	0/0	41
@SEA 11/12	L	10	1/1	3/3	0/0	0/0	1/1	2/2	0/0	40,42,35
@CAR 11/19	L	0	0/0	0/0	0/0	0/0	0/0	0/0	0/0	
SF 11/26	W	8	2/2	2/2	0/0	1/1	0/0	0/0	1/1	24,51
ARI 12/3	L	8	2/2	2/2	0/0	1/1	1/1	0/0	0/0	27,37
CHI 12/11	L	3	3/3	0/1	0/0	0/0	0/0	0/0	0/0	48m
@OAK 12/17	W	8	2/2	2/2	0/0	1/1	1/1	0/0	0/0	24,34
WAS 12/24	W	7	4/4	1/2	0/0	1/1	0/0	0/1	0/0	21,41m
@MIN 12/31	W	11	5/5	2/2	0/0	0/0	0/0	1/1	1/1	42,53
TOTALS	8-8	131	35/35/37/37/11	11/11	6/6	11/11	6/6	11/11	42,53	

#### 2004 ST. LOUIS RAMS

Game	W/L	Pts	XP/FG/10-20-30-40-50+	Kick-By-Kick						
ARI 9/12	W	9	0/0	3/3	0/0	2/2	0/0	0/0	1/1	50,28,22
@ATL 9/19	L	5	2/2	1/1	0/0	0/0	0/0	1/1	0/0	46
NO 9/26	L	5	2/2	1/1	0/0	0/0	0/0	0/0	1/1	53
@SF 10/3	W	6	3/3	1/2	0/0	1/1	0/1	0/0	0/0	20,33m
@SEA 10/10	W	9	3/3	2/2	0/0	0/0	2/2	0/0	0/0	39,36
TB 10/18	W	4	4/4	0/2	0/0	0/0	0/0	0/1	0/1	56m,44m
@MIA 10/24	L	2	2/2	0/0	0/0	0/0	0/0	0/0	0/0	
NE 11/7	L	2	2/2	0/0	0/0	0/0	0/0	0/0	0/0	
SEA 11/14	W	11	2/2	3/3	0/0	1/1	1/1	1/1	0/0	36,47,23
@BUF 11/21	L	5	2/2	1/1	0/0	0/0	0/0	1/1	0/0	41
@GB 11/29	L	5	2/2	1/2	0/0	0/0	1/1	0/1	0/0	42m,34
SF 12/5	W	10	1/1	3/3	0/0	1/1	0/0	0/0	2/2	29,52,52
@CAR 12/12	L	1	1/1	0/0	0/0	0/0	0/0	0/0	0/0	
@ARI 12/19	L	1	1/1	0/0	0/0	0/0	0/0	0/0	0/0	
PHI 12/27	W	8	2/2	2/3	0/0	2/2	0/0	0/1	0/0	44m,28,29
NYJ 1/2	W	6	3/3	1/1	0/0	0/0	0/0	1/1	0/0	31
TOTALS	8-8	89	32/32/32/32/0	7/7	5/5	3/3	4/4	5/5	3/3	

#### POSTSEASON

Game	W/L	Pts	XP/FG/10-20-30-40-50+	Kick-By-Kick						
@ATL 1/15	L	5	2/2	1/1	0/0	0/0	0/0	0/0	1/1	55
TOTALS	0-1	5	2/2	1/1	0/0	0/0	0/0	0/0	1/1	

#### 2005 ST. LOUIS RAMS

Game	W/L	Pts	XP/FG/10-20-30-40-50+	Kick-By-Kick						
@SF 9/11	L	13	1/1	4/4	0/0	0/0	2/2	2/2	0/0	33,41,30,41
@ARI 9/18	W	5	2/2	1/1	0/0	1/1	0/0	0/0	0/0	29
TEN 9/25	W	7	4/4	1/1	0/0	0/0	0/0	1/1	0/0	46
@NYG 10/2	L	6	3/3	1/2	0/0	0/0	0/0	1/1	0/0	37,48m
SEA 10/9	L	7	4/4	1/1	0/0	0/0	0/0	1/1	0/0	40
@IND 10/17	L	8	2/2	2/2	0/0	1/1	0/0	1/1	0/0	29,49
NO 10/23	W	4	4/4	0/1	0/0	0/0	0/0	0/1	0/0	48m
JAX 10/30	W	6	3/3	1/1	0/0	0/0	0/0	0/1	0/0	41
@SEA 11/13	L	10	1/1	3/3	0/0	0/0	3/3	0/0	0/0	31,36,39
ARI 11/20	L	8	2/2	2/2	0/0	0/0	1/1	1/1	0/0	47,32
@HOU 11/27	W	9	3/3	2/2	0/0	0/0	1/1	1/1	0/0	37,47
WAS 12/4	L	1	1/1	0/0	0/0	0/0	0/0	0/0	0/0	
@MIN 12/11	L	7	1/1	2/2	0/0	1/1	0/0	0/0	1/1	51,23
PHI 12/18	L	10	1/1	3/3	0/0	2/2	0/0	0/0	1/1	26,53,28
SF 12/24	L	8	2/2	2/2	0/0	0/0	0/0	0/0	2/2	50,51
@DAL 1/1	W	8	2/2	2/4	0/0	1/2	0/0	1/1	0/1	49,27m,53m,20
TOTALS	6-10	117	36/36/27/31	0/0	6/7	8/8	9/11	4/5		

#### 2003 ST. LOUIS RAMS

Game	W/L	Pts	XP/FG/10-20-30-40-50+	Kick-By-Kick						
@NYG 9/7	L	7	1/1	2/2	0/0	1/1	1/1	0/0	0/0	39,28
SF 9/14	W	9	3/3	2/2	0/0	2/2	0/0	0/0	0/0	29,28
@SEA 9/21	L	11	2/2	3/3	0/0	1/1	2/2	0/0	0/0	28,33,33
ARI 9/28	W	13	4/4	3/4	0/0	1/1	1/2	0/0	1/1	24,53,31,39m
ATL 10/13	W	10	4/4	2/2	0/0	1/1	1/1	0/0	0/0	28,38
GB 10/19	W	10	4/4	2/2	0/0	0/0	1/1	1/1	0/0	39,43
@PIT 10/26	W	9	3/3	2/3	0/0	2/2	0/0	0/1	0/0	47m,20,22
@SF 11/2	L	4	1/1	1/1	0/0	0/0	0/0	0/0	0/0	39
BAL 11/9	W	15	3/3	4/4	0/0	1/1	0/0	3/3	0/0	49,46,48,27
@CHI 11/16	W	11	2/2	3/3	0/0	0/0	1/1	2/2	0/0	41,44,31
@ARI 11/23	W	12	3/3	3/3	0/0	2/2	0/0	1/1	0/0	29,24,49
MIN 11/30	W	12	6/6	2/2	0/0	1/1	0/0	0/0	0/0	28,51
@CLE 12/8	W	14	2/2	4/5	0/0	3/3	1/2	0/0	0/0	28,26,29,37,39m
SEA 12/14	W	9	3/3	2/2	0/0	0/0	1/1	1/1	0/0	33,46
CIN 12/21	W	9	3/3	2/2	0/0	1/1	0/0	0/0	1/1	26,50
@DET 12/28	L	8	2/2	2/2	0/0	0/0	1/1	0/0	1/1	51,36
TOTALS	12-4	163	46/46/39/42	0/0	16/16	11/11	13/13	4/4		

#### POSTSEASON

Game	W/L	Pts	XP/FG/10-20-30-40-50+	Kick-By-Kick						
CAR 1/10	L	15	0/0	5/6	0/0	3/3	1/1	0/0	1/2	20,26,24,51,33,53m
TOTALS	0-1	15	0/0	5/6	0/0	3/3	1/1	0/0	1/2	

## WILKINS' GAME-BY-GAME STATS (Cont.)

## 2002 ST. LOUIS RAMS

		XP / FG / 10- 20- 30- 40-									
Game	W/L	Pts	XPA	FGA	19	29	39	49	50+	Kick-By-Kick	
@DEN 9/8	L	10	1/1	3/4	0/0	0/0	1/2	2/2	0/0	41,43,39m,39	
NYG 9/15	L	3	3/3	0/1	0/0	0/1	0/0	0/0	0/0	35m	
@TB 9/23	L	2	2/2	0/0	0/0	0/0	0/0	0/0	0/0		
DAL 9/29	L	4	1/1	1/2	0/0	1/1	0/0	0/1	0/0	27,49m	
@SF 10/6	L	7	1/1	2/2	0/0	0/0	2/2	0/0	0/0	38,37	
OAK 10/13	W	4	4/4	0/0	0/0	0/0	0/0	0/0	0/0		
SEA 10/20	W	13	4/4	3/3	0/0	0/0	1/1	2/2	0/0	31,45,47	
@ARI 11/3	W	9	3/3	2/3	0/0	1/1	0/0	1/2	0/0	47m,24,42	
SD 11/10	W	4	4/4	0/0	0/0	0/0	0/0	0/0	0/0		
CHI 11/18	W	3	3/3	0/0	0/0	0/0	0/0	0/0	0/0		
@WAS 11/24	L	5	2/2	1/1	0/0	0/0	1/1	0/0	0/0	30	
@PHI 12/1	L	3	0/0	1/2	0/0	1/1	0/0	0/0	0/1	55m,22	
@KC 12/8	L	4	1/1	1/2	0/0	0/0	1/1	0/1	0/0	36,42m	
ARI 12/15	W	12	3/3	3/3	0/0	2/2	1/1	0/0	0/0	26,37,26	
@SEA 12/22	L	4	1/1	1/1	0/0	0/0	0/1	1/1	0/0	45	
SF 12/30	W	7	4/4	1/1	0/0	0/0	1/1	0/0	0/0	39	
TOTALS	7-9	94	37/37	19/25	0/0	5/5	8/10	6/9	0/1		

## 2000 ST. LOUIS RAMS

		XP / FG / 10- 20- 30- 40-									
Game	W/L	Pts	XPA	FGA	19	29	39	49	50+	Kick-By-Kick	
DEN 9/4	W	5	5/5	0/0	0/0	0/0	0/0	0/0	0/0		
@GBA 9/10	W	13	4/4	3/3	0/0	1/1	0/0	2/2	0/0	48,48,27	
SF 9/17	W	11	5/5	2/2	0/0	1/1	0/0	1/1	0/0	47,25	
@ATL 9/24	W	11	5/5	2/2	0/0	0/0	2/2	0/0	0/0	30,30	
SD 10/1	W	21	6/6	5/5	0/0	2/2	2/2	0/0	1/1	51,21,31,33,20	
ATL 10/15	W	1	1/1	0/0	0/0	0/0	0/0	0/0	0/0		
@KC 10/22	L	Inactive/Did not play									
@SF 10/29	L	Inactive/Did not play									
CAR 11/5	L	Inactive/Did not play									
NYG 11/12	W	1	1/1	0/0	0/0	0/0	0/0	0/0	0/0		
WAS 11/20	L	Inactive/Did not play									
NO 11/26	L	Inactive/Did not play									
@CAR 12/3	L	3	0/0	1/1	0/0	0/0	1/1	0/0	0/0	38	
MIN 12/10	W	10	4/4	2/2	1/1	1/1	0/0	0/0	0/0	26,19	
@TB 12/18	L	5	5/5	0/0	0/0	0/0	0/0	0/0	0/0		
@NO 12/24	W	8	2/2	2/2	1/1	0/0	1/1	0/0	0/0	19,39	
TOTALS	10-6	89	38/38	17/22	5/5	6/6	3/3	1/1			

## POSTSEASON

		XP / FG / 10- 20- 30- 40-									
Game	W/L	Pts	XPA	FGA	19	29	39	49	50+	Kick-By-Kick	
@NO 12/30	L	2	2/2	0/0	0/0	0/0	0/0	0/0	0/0		
TOTALS	0-1	2	2/2	0/0	0/0	0/0	0/0	0/0	0/0		

## 1998 ST. LOUIS RAMS

		XP / FG / 10- 20- 30- 40-									
Game	W/L	Pts	XPA	FGA	19	29	39	49	50+	Kick-By-Kick	
NO 9/6	L	5	2/2	1/1	0/0	0/0	1/1	0/0	0/0	34	
MIN 9/13	L	7	4/4	1/1	0/0	0/0	0/0	0/0	0/1	53	
@BUF 9/20	W	8	2/2	2/2	0/0	2/2	0/0	0/0	0/0	27,25	
ARI 9/27	L	5	2/2	1/2	0/0	0/0	0/0	0/1	1/1	45m,57	
NYJ 10/11	W	12	3/3	3/4	0/0	1/1	2/2	0/0	1/1	52,30,34,29m	
@MIA 10/18	L	0	0/0	0/0	0/0	0/0	0/0	0/0	0/0		
SF 10/25	L	4	1/1	1/1	0/0	0/0	0/0	1/1	0/0	46	
@ATL 11/1	L	1	1/1	0/0	0/0	0/0	0/0	0/0	0/0	@	
CHI 11/8	W	8	2/2	2/2	0/0	1/1	1/1	0/0	0/0	24,33	
@NO 11/15	L	3	0/0	1/2	0/0	0/0	1/1	0/0	0/1	33,53m	
CAR 11/22	L	8	2/2	2/2	0/0	0/0	1/1	1/1	0/0	39,41	
ATL 11/29	L	4	1/1	1/3	0/0	0/0	1/1	0/1	0/1	61m,39,48m	
@PHI 12/3	L	6	0/0	2/3	0/0	1/1	0/1	0/1	0/1	46,20,52m	
NE 12/13	W	6	3/3	1/1	0/0	0/0	0/1	1/1	0/0	48	
@CAR 12/20	L	7	1/1	2/2	0/0	0/0	1/1	1/1	0/0	43,38	
@SF 12/27	L	1	1/2	0/0	0/0	0/0	0/0	0/0	0/0		
TOTALS	8-8	85	25/26	26/20	0/0	4/5	8/8	5/7	3/6		

## 2001 ST. LOUIS RAMS

		XP / FG / 10- 20- 30- 40-									
Game	W/L	Pts	XPA	FGA	19	29	39	49	50+	Kick-By-Kick	
@PHI 9/9	W	8	2/2	2/2	0/0	2/2	0/0	0/0	0/0	20,26	
@SF 9/23	W	10	1/1	3/3	0/0	1/1	0/0	2/2	0/0	44,40,25	
MIA 9/30	W	6	6/6	0/0	0/0	0/0	0/0	0/0	0/0		
@DET 10/8	W	5	5/5	0/0	0/0	0/0	0/0	0/0	0/0		
NYG 10/14	W	9	0/0	3/3	0/0	2/2	1/1	0/0	0/0	28,33,25	
@NO 10/21	W	10	4/4	2/2	0/0	1/1	0/0	1/1	0/0	47,24	
NO 10/28	L	7	4/4	1/2	0/0	0/0	0/0	0/1	0/1	40m,54	
CAR 11/11	W	12	6/6	2/2	0/0	1/1	1/1	0/0	0/0	25,35	
@NE 11/18	W	6	3/3	1/2	0/0	0/0	1/1	0/1	0/1	42m,35	
TB 11/26	L	9	0/0	3/3	0/0	1/1	0/0	2/2	0/0	44,42,24	
@ATL 12/2	W	5	5/5	0/1	0/0	0/0	0/0	0/1	0/0	45m	
SF 12/9	W	9	3/3	2/2	0/0	1/1	1/1	0/0	0/0	22,39	
@NO 12/17	W	10	4/4	2/2	0/0	1/1	0/0	1/1	0/0	43,27	
@CAR 12/23	W	8	5/5	1/3	0/0	0/0	1/1	0/2	0/0	45m,33,45m	
IND 12/30	W	6	6/6	0/0	0/0	0/0	0/0	0/0	0/0		
ATL 1/6	W	7	4/4	1/2	0/1	0/0	1/1	0/0	0/0	24,42m	
TOTALS	14-2	127	58/58	29/29	0/0	11/11	5/5	6/12	1/1		

## POSTSEASON

		XP / FG / 10- 20- 30- 40-									
Game	W/L	Pts	XPA	FGA	19	29	39	49	50+	Kick-By-Kick	
GB 1/20	W	9	6/6	1/1	0/0	1/1	0/0	0/0	0/0	27	
PHI 1/27	W	11	2/2	3/4	0/0	1/1	1/1	1/1	0/1	27,53m,39,41	
NE 2/3	L	5	2/2	1/2	0/0	0/0	0/0	0/0	1/2	50,52m	
TOTALS	2-1	25	10/10	5/7	0/0	2/2	1/1	1/1	1/3		

## 1999 ST. LOUIS RAMS

		XP / FG / 10- 20- 30- 40-									
Game	W/L	Pts	XPA	FGA	19	29	39	49	50+	Kick-By-Kick	
BAL 9/12	W	9	3/3	2/2	0/0	0/0	1/1	0/0	1/1	36,51	
ATL 9/26	W	5	5/5	0/0	0/0	0/0	0/0	0/0	0/0		
@CIN 10/3	W	8	5/5	1/1	1/1	0/0	0/0	0/0	0/0	19	
SF 10/10	W	6	6/6	0/0	0/0	0/0	0/0	0/0	0/0		
@ATL 10/17W	W	11	5/5	2/2	0/0	1/1	0/0	1/1	0/0	22,49	
CLE 10/24	W	10	4/4	2/2	0/0	1/1	1/1	0/0	0/0	28,36	
@TEN 10/31L	L	3	3/3	0/2	0/0	0/0	0/1	0/0	0/1	54m,38m	
@DET 11/7	L	5	2/2	1/1	0/0	0/0	1/1	0/0	0/0	34	
CAR 11/14	W	5	5/5	0/0	0/0	0/0	0/0	0/0	0/0		
@SF 11/21	W	11	2/2	3/4	0/0	1/1	0/0	2/3	0/0	43m,40,20,49	
NO 11/28	W	5	5/5	0/0	0/0	0/0	0/0	0/0	0/0		
@CAR 12/5	W	10	4/4	2/3	0/0	1/1	0/0	1/1	0/1	44,51m,29	
@NO 12/12	W	12	3/3	3/5	0/0	0/0	2/2	1/3	0/0	40,30,40m,41m,38	
NYG 12/19	W	7	4/4	1/2	0/0	0/0	0/0	1/1	0/1	50m,47	
CHI 12/26	W	10	4/4	2/3	0/0	1/1	1/1	0/1	0/0	48m,38,28	
@PHI 1/2	L	7	4/4	1/1	0/0	0/0	0/0	0/0	1/1	0/0	
TOTALS	13-3	124	64/64	20/28	1/1	5/5	6/7	7/11	1/4		

## POSTSEASON

		XP / FG / 10- 20- 30- 40-									
Game	W/L	Pts	XPA	FGA	19	29	39	49	50+	Kick-By-Kick	
MIN 1/16	W	7	7/7	0/1	0/0	0/0	0/0	0/1	0/0	42m	
TB 1/23	W	3	0/0	1/2	0/1	0/0	1/1	0/0	0/0	24,44m	
TEN 1/30	W	11	2/2	3/4	0/0	3/3	0/1	0/0	0/0	27,34m,29,28	
TOTALS	3-0	21	9/9	4/7	0/0	4/4	0/1	0/2	0/0		

## 1997 ST. LOUIS RAMS

		XP / FG / 10- 20- 30- 40-									
Game	W/L	Pts	XPA	FGA	19	29	39	49	50+	Kick-By-Kick	
NO 8/31	W	8	5/5	1/2	0/0	0/0	1/2	0/0	0/0	36m,36	
SF 9/7	L	12	0/0	4/4	0/0	1/1	2/2	1/1	0/0	40,49,52,34	
@DEN											

**WILKINS' GAME-BY-GAME STATS (Cont.)**

**1996 SAN FRANCISCO 49ERS**

Game	W/L	Pts	XPA	FGA	19	29	39	49	50+	Kick-By-Kick
NO 9/1	W	9	3/3	2/2	0/0	2/2	0/0	0/0	0/0	29,29
STL 9/8	W	12	3/3	3/4	0/0	2/2	1/1	0/1	0/0	38,45m,22,21
@CAR 9/22	L	1	1/1	0/0	0/0	0/0	0/0	0/0	0/0	
ATL 9/29	W	21	3/3	6/6	0/0	3/3	1/1	2/2	0/0	21,43,46,29,29,38
@STL 10/6	W	4	4/4	0/1	0/0	0/0	0/0	0/1	0/0	46m
@GB 10/14	L	8	2/2	2/2	0/0	1/1	0/0	1/1	0/0	48,28
CIN 10/20	W	4	4/4	0/0	0/0	0/0	0/0	0/0	0/0	
@HOU 10/27	W	4	1/1	1/1	0/0	1/1	0/0	0/0	0/0	27
@NO 11/3	W	10	1/1	3/3	0/0	1/1	2/2	0/0	0/0	34,35,27
DAL 11/10	L	5	2/2	1/1	0/0	1/1	0/0	0/0	0/0	28
BAL 11/17	W	8	5/5	1/1	0/0	1/1	0/0	0/0	0/0	27
@WAS 11/24	W	13	1/1	4/5	0/0	1/1	1/1	2/3	0/0	20,48,46m,44,38
@ATL 12/2	W	14	2/2	4/4	0/0	2/2	1/1	1/1	0/0	39,26,43,23
CAR 12/8	L	6	3/3	1/1	0/0	0/0	1/1	0/0	0/0	31
@PIT 12/15	W	5	2/2	1/2	0/0	1/1	0/1	0/0	0/0	39m,22
DET 12/23	W	6	3/3	1/1	0/0	0/0	0/0	1/1	0/0	49
TOTAL	12-4	130	40/40	34/34	0/0	16/16	7/8	7/10	0/0	

**POSTSEASON**

Game	W/L	Pts	XPA	FGA	19	29	39	49	50+	Kick-By-Kick
PHI 11/29	W	2	2/2	0/0	0/0	0/0	0/0	0/0	0/0	
@GB 1/4	L	2	2/2	0/0	0/0	0/0	0/0	0/0	0/0	
TOTALS	1-1	4	4/4	0/0	0/0	0/0	0/0	0/0	0/0	

**1994 SAN FRANCISCO 49ERS**

Game	W/L	Pts	XPA	FGA	19	29	39	49	50+	Kick-By-Kick
Signed by Philadelphia 11/15.										
@ARI 11/20	L	0	0/0	0/0	0/0	0/0	0/0	0/0	0/0	0/0
@ATL 11/27	L	0	0/0	0/0	0/0	0/0	0/0	0/0	0/0	0/0
DAL 12/4	L	0	0/0	0/0	0/0	0/0	0/0	0/0	0/0	0/0
@PIT 12/11	L	0	0/0	0/0	0/0	0/0	0/0	0/0	0/0	0/0
NYG 12/18	L	0	0/0	0/0	0/0	0/0	0/0	0/0	0/0	0/0
@CIN 12/24	L	0	0/0	0/0	0/0	0/0	0/0	0/0	0/0	0/0
TOTALS	0-6	0	0/0	0/0	0/0	0/0	0/0	0/0	0/0	0/0

**1995 SAN FRANCISCO 49ERS**

Game	W/L	Pts	XPA	FGA	19	29	39	49	50+	Kick-By-Kick
Signed by San Francisco 11/8.										
@DAL 11/12	W	8	5/5	1/1	0/0	1/1	0/0	0/0	0/0	26
@MA 11/20	W	14	5/5	3/3	0/0	1/1	2/2	0/0	0/0	33,31,20
STL 11/26	W	11	5/5	2/2	1/1	0/0	1/1	0/0	0/0	35,19
BUF 12/3	W	9	3/3	2/3	0/0	1/1	0/0	1/2	0/0	46m,20,40
@CAR 12/10	W	7	4/4	1/1	0/0	1/1	0/0	0/0	0/0	20
@MIN 12/18	W	5	2/4	1/1	0/0	1/1	0/0	0/0	0/0	20
ATL 12/24	L	9	3/3	2/2	0/0	0/0	2/2	0/0	0/0	39,32
TOTALS	6-1	63	27/29	12/13	1/1	5/5	5/5	1/2	0/0	

**POSTSEASON**

Game	W/L	Pts	XPA	FGA	19	29	39	49	50+	Kick-By-Kick
GB 1/6	L	5	2/2	1/1	0/0	1/1	0/0	0/0	0/0	21
TOTALS	0-1	5	2/2	1/1	0/0	1/1	0/0	0/0	0/0	



**WILL WITHERSPOON**  
Linebacker



6-1 • 240 • born 8/19/80  
6th year (2nd Rams) • UFA(CAR)-2006  
Georgia  
Rutherford H.S. • Panama City, Fla.  
Career GP/GS (playoffs): 78/71 (4/4)

**TRANSACTIONS:**

- 3/12/06 – signed by Rams as unrestricted free agent.
- 4/20/02 – selected by Carolina Panthers in the third round (73rd overall) in 2002 NFL Draft.

**PRO:** Versatile linebacker who can play both middle and weakside spots.

**2006 SEASON:** Led the team in tackles with 136 (104 solo).

- Tied for team-lead with nine tackles (eight solo) in Week 1 vs. Denver 9/10.
- Led the team with career-high 13 solo tackles in Week 2 at San Francisco 9/17.
- Tied career high with a team-high 13 tackles in Week 6 vs. Seattle 10/15.
- Made 13 tackles in Week 8 at San Diego 10/29.
- Led the team with 10 tackles and recorded first two sacks of the season in Week 10 at Seattle 11/12.
- Led the team with 10 tackles in Week 11 at Carolina 11/19.
- Collected a team-high 10 tackles in Week 17 at Minnesota 12/31.

**2005 SEASON:** Led Panthers in tackles for second straight season.

- Fourth-quarter interception vs. New York Jets 11/13, returned a career-long 35 yards for touch-down off QB Brooks Bollinger.
- Season-high 12 tackles (10 solo) with one sack and one pass defended against Dallas 12/24.

- Five tackles (three solo) in each postseason contest, at New York Giants 1/6/06 and at Chicago 1/15/06, adding one sack and forced fumble against the Giants and one pass defended against the Bears.

**2004 SEASON:** Carolina's leading tackler.

- Ten tackles (eight solo) with two passes defended and second career interception, off Raiders' QB Kerry Collins, vs. Oakland 11/7.
- Season-high 11 tackles (eight solo), adding one forced fumble, one sack, and one interception off 49ers' QB Tim Rattay at San Francisco 11/14.
- Had third straight week with double-digit tackle game as he made 10 tackles (eight solo) vs. Arizona 11/21, adding one sack on Cardinals' QB Shaun King.

**2003 SEASON:** Named to *USA Today's* All-Joe team after finishing second on team in tackles.

- Six tackles (five solo) with two passes defended and first career interception off Saints' QB Aaron Brooks at New Orleans 10/26.
- Eight tackles (seven solo) and forced fumble on Cowboys' RB Richie Anderson vs. Dallas 1/3/04 in NFC Wildcard Game.
- Collected nine tackles (five solo) and sack on Eagles' QB Donovan McNabb at Philadelphia 1/18/04 in NFC Championship Game.
- Made career-high 16 tackles (six solo) vs. New England 2/1/04 in Super Bowl XXXVIII.

**2002 SEASON:** Played in 15 games as rookie, starting eight – one at weakside linebacker and one at middle.

- Made first NFL start at Atlanta 10/20 at weakside linebacker, making nine tackles (six solo).
- Moved from weakside to middle for final eight games of season after injury to LB Dan Morgan, producing five straight games with double-digit tackles.
- Tied for team-lead with 11 tackles (nine solo), adding first career half-sack on Browns' QB Tim Couch at Cleveland 12/1.
- Tied for team-lead with career-high 12 tackles (eight solo) with first career forced fumble and first career full sack on Bengals' QB Jon Kitna vs. Cincinnati 12/8.
- Tied career-high with 12 tackles the following week at Pittsburgh 12/15 (eight solo).

**COLLEGE:**

- Three-year starter at Georgia...finished Bulldogs' career with 211 tackles, one fumble recovery, one forced fumble, 3.5 sacks, 14 tackles for losses, seven passes defended, and 15 quarterback pressures.
- Showed versatility, starting at middle linebacker as sophomore, strongside linebacker as junior, and weakside linebacker as senior...started nine games at weakside linebacker as senior, posting 43 tackles, one sack, one forced fumble, one pass defended, and six quarterback pressures.
- Started 10 games at strongside linebacker as junior in 2000, finishing third on team with career-high 85 tackles...added two sacks, one fumble recovery, four passes defended, three quarterback pressures, and team-high 10 special teams stops.
- Played in eight games, starting five at middle linebacker as sophomore.
- Played in all 11 games as true freshman, finishing with 50 tackles.
- Agricultural engineering major.

**PERSONAL:**

- Born William Cordell Witherspoon in San Antonio, Texas.
- Son of retired military officer, has lived in Germany, England, and Arizona.
- With father stationed abroad, family lived in the community instead of military bases so the children could broaden education and better experience that country's culture.
- Fluent in German and is learning both Arabic and Swedish.
- Moved from defensive end to linebacker prior to senior year at Rutherford High in Panama City, Fla., earning *USA Today* Player of the Year for Florida after leading team to 13-1 record and second-place finish in state playoffs.
- Also lettered in track, competing in 100- and 200-meters...state long-jump champion as senior with jump of 26' 10.5".
- Enjoys speaking at schools and visiting children's hospitals.
- Married to Rebecca with daughters, Layne and Maya...resides in Wildwood, Mo.

### WITHERSPOON'S NFL STATISTICS

Year	Team	G-S	Tackles					Interceptions					Fumbles		
			Total	Solo	Asst	Sk	Yds	Int	Yds	Lg	TD	PD	FF	FR	Yds
2002	Carolina	15-8	88	49	39	1.5	17.0	0	0	0	5	1	1	0	
2003	Carolina	16-16	114	76	38	1.0	9.0	1	10	10	0	4	0	0	
2004	Carolina	16-16	110	82	28	3.0	21.0	4	48	25	0	5	2	1	
2005	Carolina	15-15	109	78	31	2.5	13.0	2	35	35t	1	13	0	0	
2006	RAMS	16-16	136	104	32	3.0	8.0	0	0	0	0	9	1	1	
<b>Total</b>		<b>78-71</b>	<b>557</b>	<b>389</b>	<b>168</b>	<b>11.0</b>	<b>68.0</b>	<b>7</b>	<b>93</b>	<b>35t</b>	<b>1</b>	<b>36</b>	<b>4</b>	<b>3</b>	

### POSTSEASON

Year	Team	G-S	Tackles					Interceptions					Fumbles		
			Total	Solo	Asst	Sk	Yds	Int	Yds	Lg	TD	PD	FF	FR	Yds
2003	Carolina	4-4	37	20	17	1.0	7.0	0	0	0	0	1	1	0	
2005	Carolina	3-3	20	14	6	1.0	5.0	0	0	0	0	2	1	0	
<b>Total</b>		<b>7-7</b>	<b>57</b>	<b>34</b>	<b>23</b>	<b>2.0</b>	<b>12.0</b>	<b>0</b>	<b>0</b>	<b>0</b>	<b>0</b>	<b>3</b>	<b>2</b>	<b>0</b>	

**ADDITIONAL CAREER STATISTICS:** Special Teams Tackles: 2002 (9), 2003 (3), 2004 (1) 2005 (2), 2006 (3).

### SINGLE GAME HIGHS

Total Tackles - 13, three times, last @ San Diego (10/29/06)  
 Playoffs - 16 vs. New England, Super Bowl XXXVIII (2/1/04)  
 Solo Tackles - 13 @ San Francisco (9/17/06)  
 Playoffs - 6 vs. New England, Super Bowl XXXVIII (2/1/04)  
 Interceptions - 1, five times, last @ New Orleans (1/2/05)  
 Playoffs - None  
 Sacks - 2 vs. Seattle 10/15/06  
 Playoffs - None

### WITHERSPOON'S TD RETURNS (1)

Date	Game	Return
11/13/05	vs. New York Jets	35-yard interception return

### WITHERSPOON'S GAME-BY-GAME STATS

#### 2006 ST. LOUIS RAMS

Game	W/L	P/S	T	S	A	Sk	Yds	Int	Yds	Lg	TD	PD	FF	FR	Yds
DEN 9/10	W	1/1	9	8	1	0.0	0.0	0	0	0	0	1	1	0	0
@SF 9/17	L	1/1	13	13	0	0.0	0.0	0	0	0	0	0	0	0	0
ARI 9/24	W	1/1	8	6	2	0.0	0.0	0	0	0	0	0	0	1	0
DET 10/1	W	1/1	9	7	2	0.0	0.0	0	0	0	1	0	0	0	0
@GB 10/8	W	1/1	8	4	4	0.0	0.0	0	0	0	2	0	0	0	0
SEA 10/15	L	1/1	13	11	2	0.0	0.0	0	0	0	1	0	0	0	0
@SD 10/29	L	1/1	13	8	5	0.0	0.0	0	0	0	0	0	0	0	0
KC 11/5	L	1/1	6	4	2	0.0	0.0	0	0	0	0	0	0	0	0
@SEA 11/12	L	1/1	10	6	4	2.0	3.0	0	0	0	1	0	0	0	0
@CAR 11/19	L	1/1	10	8	2	0.0	0.0	0	0	0	1	0	0	0	0
SF 11/26	W	1/1	4	4	0	0.0	0.0	0	0	0	0	0	0	0	0
ARI 12/3	L	1/1	8	5	3	0.0	0.0	0	0	0	2	0	0	0	0
CHI 12/11	L	1/1	5	4	1	0.0	0.0	0	0	0	0	0	0	0	0
@CIN 12/17W	L	1/1	5	4	1	0.0	0.0	0	0	0	0	0	0	0	0
WAS 12/24W	W	1/1	5	5	0	0.0	0.0	0	0	0	0	0	0	0	0
@MIN 12/31W	W	1/1	10	7	3	1.0	5.0	0	0	0	0	0	0	0	0
<b>TOTALS</b>	<b>8-8</b>	<b>16/16</b>	<b>136</b>	<b>104</b>	<b>32</b>	<b>3.0</b>	<b>8.0</b>	<b>0</b>	<b>0</b>	<b>0</b>	<b>9</b>	<b>1</b>	<b>1</b>	<b>1</b>	<b>0</b>

#### 2005 CAROLINA PANTHERS

Game	W/L	P/S	T	S	A	Sk	Yds	Int	Yds	Lg	TD	PD	FF	FR	Yds
NO 9/11	L	1/1	11	9	2	0.0	0.0	0	0	0	0	0	0	0	0
NE 9/18	W	1/1	6	5	1	0.0	0.0	1	0	0	0	0	1	0	0
@MIA 9/25	L									Inactive					
GB 10/3	W	1/1	9	6	3	0.0	0.0	0	0	0	0	0	0	0	0
@ARI 10/9	W	1/1	7	5	2	0.0	0.0	0	0	0	0	0	0	0	0
@DET 10/16W	W	1/1	5	3	2	0.0	0.0	0	0	0	0	0	0	0	0
MIN 10/30	W	1/1	7	5	2	1.0	5.0	0	0	0	0	0	0	3	0
@TB 11/6	W	1/1	10	7	3	0.0	0.0	0	0	0	0	0	0	0	0
NYJ 11/13	W	1/1	10	7	3	0.0	0.0	1	35t	35	1	0	0	0	0
@CHI 11/20	L	1/1	2	2	0	0.0	0.0	0	0	0	0	0	0	0	0
@BUF 11/27W	L	1/1	3	3	0	0.0	0.0	0	0	0	0	0	0	1	0
ATL 12/4	W	1/1	6	2	4	0.5	3.0	0	0	0	0	0	0	4	0
TB 12/11	L	1/1	9	8	1	0.0	0.0	0	0	0	0	0	0	0	0
@NO 12/18W	L	1/1	6	3	3	0.0	0.0	0	0	0	0	0	0	2	0
DAL 12/24	L	1/1	12	10	2	1.0	5.0	0	0	0	0	0	0	1	0
@ATL 1/1	W	1/0	6	3	3	0.0	0.0	0	0	0	0	0	0	1	0
<b>TOTALS</b>	<b>11-5</b>	<b>15/10</b>	<b>97</b>	<b>81</b>	<b>31</b>	<b>2.5</b>	<b>13.0</b>	<b>2</b>	<b>35t</b>	<b>35</b>	<b>1</b>	<b>13</b>	<b>0</b>	<b>0</b>	<b>0</b>

#### POSTSEASON

Game	W/L	P/S	T	S	A	Sk	Yds	Int	Yds	Lg	TD	PD	FF	FR	Yds
@NYG 1/6	W	1/1	5	3	2	1.0	5.0	0	0	0	0	0	0	1	0
@CHI 1/15	W	1/1	5	3	2	0.0	0.0	0	0	0	0	0	0	1	0
@SEA 1/22	L	1/1	10	8	2	0.0	0.0	0	0	0	0	0	0	1	0
<b>TOTALS</b>	<b>3/3</b>	<b>20</b>	<b>14</b>	<b>6</b>	<b>1.0</b>	<b>5.0</b>	<b>0</b>	<b>0</b>	<b>0</b>	<b>0</b>	<b>0</b>	<b>0</b>	<b>0</b>	<b>2</b>	<b>1</b>

## WITHERSPOON'S GAME-BY-GAME STATS (Cont.)

## 2004 CAROLINA PANTHERS

Game	W/L	P/S	T	S	A	Sk	Yds	Int	Yds	Lg	TD	PD	FF	FR	Yds
GB 9/13	L	1/1	8	7	1	0.0	0.0	0	0	0	0	0	0	0	0
@KC 9/19	W	1/1	5	2	3	0.0	0.0	0	0	0	1	0	1	0	0
ATL 10/3	L	1/1	6	5	1	0.0	0.0	0	0	0	0	0	0	0	0
@DEN 10/10	L	1/1	8	6	2	0.0	0.0	0	0	0	0	0	0	0	0
@PHI 10/17	L	1/1	4	3	1	0.0	0.0	0	0	0	1	0	0	0	0
SD 10/24	L	1/1	6	4	2	0.0	0.0	0	0	0	0	0	0	0	0
@SEA 10/31	L	1/1	8	7	1	0.0	0.0	0	0	0	0	0	0	0	0
OAK 11/7	L	1/1	10	8	2	0.0	0.0	1	0	0	2	0	0	0	0
@SF 11/14	W	1/1	11	8	3	1.0	10.0	1	0	0	0	1	0	0	0
ARI 11/21	W	1/1	10	8	2	1.0	6.0	0	0	0	0	0	0	0	0
TB 11/28	W	1/1	8	3	5	0.0	0.0	0	0	0	0	1	0	0	0
@NO 12/5	W	1/1	4	3	1	0.0	0.0	1	23	0	0	1	0	0	0
STL 12/12	W	1/1	3	3	0	0.0	0.0	1	25	0	0	0	0	0	0
@ATL 12/18	L	1/1	4	4	0	0.0	0.0	0	0	0	0	0	0	0	0
NO 12/26	W	1/1	6	5	1	0.0	0.0	0	0	0	0	0	0	0	0
NO 1/2	L	1/1	9	6	3	1.0	5.0	0	0	0	0	0	0	0	0
TOTALS	7-9	16/16	108	28	3.0	21.0	4	48	25	0	5	2	1	0	0

## 2003 CAROLINA PANTHERS

Game	W/L	P/S	T	S	A	Sk	Yds	Int	Yds	Lg	TD	PD	FF	FR	Yds
JAX 9/7	W	1/1	4	4	0	0.0	0.0	0	0	0	0	0	0	0	0
@TB 9/14	W	1/1	9	8	1	0.0	0.0	0	0	0	0	0	0	1	0
ATL 9/28	W	1/1	4	2	1.0	9.0	0	0	0	0	0	0	0	0	0
NO 10/5	W	1/1	7	3	4	0.0	0.0	0	0	0	0	0	0	0	0
@IND 10/12	W	1/1	10	8	2	0.0	0.0	0	0	0	0	0	0	0	0
TEN 10/19	L	1/1	5	3	2	0.0	0.0	0	0	0	0	0	0	0	0
@NO 10/26	W	1/1	6	5	1	0.0	0.0	1	10	10	0	2	0	0	0
@HOU 11/2	L	1/1	12	7	5	0.0	0.0	0	0	0	0	0	0	0	0
TB 11/9	W	1/1	7	7	0	0.0	0.0	0	0	0	0	0	0	0	0
WAS 11/16	W	1/1	7	3	4	0.0	0.0	0	0	0	0	0	0	0	0
@DAL 11/23	L	1/1	7	4	3	0.0	0.0	0	0	0	0	0	0	0	0
PHI 11/30	L	1/1	9	7	2	0.0	0.0	0	0	0	0	0	0	0	0
@ATL 12/7	L	1/1	5	2	3	0.0	0.0	0	0	0	0	1	0	0	0
@ARI 12/14	W	1/1	12	7	5	0.0	0.0	0	0	0	0	0	0	0	0
DET 12/21	W	1/1	4	2	2	0.0	0.0	0	0	0	0	0	0	0	0
@NYG 12/28	W	1/1	6	4	2	0.0	0.0	0	0	0	0	0	0	0	0
TOTALS	11-5	16/16	147	38	1.0	9.0	1	10	10	0	4	0	0	0	0

## POSTSEASON

Game	W/L	P/S	T	S	A	Sk	Yds	Int	Yds	Lg	TD	PD	FF	FR	Yds
DAL 1/3	W	1/1	8	7	1	0.0	0.0	0	0	0	0	1	1	0	0
@STL 1/10	W	1/1	4	2	2	0.0	0.0	0	0	0	0	0	0	0	0
@PHI 1/18	W	1/1	9	5	4	1.0	7.0	0	0	0	0	0	0	0	0
@NE 2/1	L	1/1	16	6	10	0.0	0.0	0	0	0	0	0	0	0	0
TOTALS	4/4	37	20	17	1.0	7.0	0	0	0	0	1	1	0	0	0

## 2002 CAROLINA PANTHERS

Game	W/L	P/S	T	S	A	Sk	Yds	Int	Yds	Lg	TD	PD	FF	FR	Yds
BAL 9/8	W	1/0	0	0	0	0.0	0.0	0	0	0	0	0	0	0	0
PET 9/15	W	1/0	0	0	0	0.0	0.0	0	0	0	0	0	0	0	0
@MIN 9/22	W	1/0	0	0	0	0.0	0.0	0	0	0	0	0	0	0	0
@GB 9/29	L	1/0	0	0	0	0.0	0.0	0	0	0	0	0	0	0	0
ARI 10/6	L	1/0	0	0	0	0.0	0.0	0	0	0	0	0	0	0	0
@DAL 10/13	L	1/0	4	2	2	0.0	0.0	0	0	0	0	0	0	0	0
@ATL 10/20	L	1/1	9	6	3	0.0	0.0	0	0	0	0	0	0	0	0
TB 10/27	L														
NO 11/10	L	1/1	8	2	6	0.0	0.0	0	0	0	2	0	0	0	0
@TB 11/17	L	1/1	11	4	7	0.0	0.0	0	0	0	0	0	0	0	0
ATL 11/24	L	1/0	10	4	6	0.0	0.0	0	0	0	0	0	0	0	0
@CLE 12/1	W	1/1	11	9	2	0.5	1.0	0	0	0	0	0	0	0	0
CIN 12/8	W	1/1	12	8	4	1.0	16.0	0	0	0	0	1	0	0	0
@PIT 12/15	L	1/1	0	0	0	0.0	0.0	0	0	0	0	0	0	0	0
CHI 12/22	W	1/1	6	4	2	0.0	0.0	0	0	0	2	0	1	0	0
@NO 12/29	W	1/1	5	2	3	0.0	0.0	0	0	0	1	0	0	0	0
TOTALS	7-9	15/8	88	49	39	1.5	17.0	0	0	0	5	1	1	0	0



# CLAUDE WROTEN

## Defensive Tackle

6-2 • 295 • born 9/16/83  
 2nd year (2nd Rams) • D3A-2006 (68th)  
 LSU  
 Bastrop H.S. • Bastrop, La.  
 Career GP/GS (playoffs): 15/0 (0/0)



## TRANSACTIONS:

- 4/29/06 – selected by the St. Louis Rams in the third round (68th overall) of 2006 NFL Draft.

**PRO:** Thick frame with good upper body strength...plants firmly and maintains balance on the move...explosive burst and lateral range to close on quarterback.

**2006 SEASON:** Played in 15 games as a rookie.

- Made first-career sack and caused first fumble in Week 17 at Minnesota 12/31.

## COLLEGE:

- Consensus All-Southeastern Conference first-team selection, and earned third-team All-America honors from The NFL Draft Report as a senior...led team with 26 pressures.
- Made three tackles, with two tackles for loss, three pressures, one pass defended, and a blocked field goal in the fourth quarter vs. Arizona State, earning SEC Defensive Lineman of the Week honors.

- All-SEC first-team pick by *College Football News*, earning second-team honors from league's coaches and *Associated Press* as a junior...member of defense that ranked third in nation, allowing 256.9 yards a game.
- Lettered twice at Mississippi Delta Community College...rated one of top 10 junior college prospects in nation...made 53 tackles, 15 sacks, three forced fumbles, and two fumble recoveries in final season.

**PERSONAL:**

- Born Claude James Wroten in Bastrop, La.
- Lettered final two seasons in football at Bastrop High.
- Earned All-District honors in basketball for Bastrop Rams.
- Worked in fish market while in high school.
- General studies major.
- Resides in St. Charles.

**WROTEN'S NFL STATISTICS**

Year	Team	G-S	Tackles				Interceptions					Fumbles					
			Total	Solo	Asst	Sk	Yds	Int	Yds	Lg	TD	PD	FF	FR	Yds		
2006	RAMS	15-0	13	8	5	1.0	7.0	0	0	0	0	0	0	0	1	0	0
<b>Total</b>		<b>15-0</b>	<b>13</b>	<b>8</b>	<b>5</b>	<b>1.0</b>	<b>7.0</b>	<b>0</b>	<b>0</b>	<b>0</b>	<b>0</b>	<b>0</b>	<b>0</b>	<b>0</b>	<b>1</b>	<b>0</b>	<b>0</b>

**ADDITIONAL CAREER STATISTICS:** Special Teams Tackles: 2006 (1).

**SINGLE GAME HIGHS**

Total Tackles - 2 (four times), Last @ Oakland (12/17/06)  
 Solo Tackles - 2 @ Green Bay (10/8/06)  
 Sacks - 1.0 @ Minnesota (12/31/06)

**WROTEN'S GAME-BY-GAME STATS**

**2002 CAROLINA PANTHERS**

Game	W/L	P/S	T	S	A	Sk	Yds	Int	Yds	Lg	TD	PD	FF	FR	Yds
DEN 9/10	W	1/0	1	0	1	0.0	0.0	0	0	0	0	0	0	0	0
@SF 9/17	L	1/0	0	0	0	0.0	0.0	0	0	0	0	0	0	0	0
ARI 9/24	W	1/0	1	0	1	0.0	0.0	0	0	0	0	0	0	0	0
DET 10/1	W	1/0	Inactive												
@GB 10/8	W	1/0	2	2	0	0.0	0.0	0	0	0	0	0	0	0	0
SEA 10/15	L	1/0	2	1	1	0.0	0.0	0	0	0	0	0	0	0	0
@SD 10/29	L	1/0	1	0	1	0.0	0.0	0	0	0	0	0	0	0	0
KC 11/5	L	1/0	1	1	0	0.0	0.0	0	0	0	0	0	0	0	0
@SEA 11/12	L	1/0	0	0	0	0.0	0.0	0	0	0	0	0	0	0	0
@CAR 11/19	L	1/0	2	1	1	0.0	0.0	0	0	0	0	0	0	0	0
SF 11/26	W	1/0	1	1	0	0.0	0.0	0	0	0	0	0	0	0	0
ARI 12/3	L	1/0	1	1	0	0.0	0.0	0	0	0	0	0	0	0	0
CHI 12/11	L	1/0	0	0	0	0.0	0.0	0	0	0	0	0	0	0	0
@OK 12/17	W	1/0	2	1	1	0.0	0.0	0	0	0	0	0	0	0	0
WAS 12/24	W	1/0	0	0	0	0.0	0.0	0	0	0	0	0	0	0	0
@MIN 12/31	W	1/0	1	1	0	1.0	7.0	0	0	0	0	1	0	0	0
<b>TOTALS</b>		8-8	15/0	13	8	5	1.0	7.0	0	0	0	0	1	0	0

## OTHER RAMS WITH PRO EXPERIENCE



**BROCK  
BERLIN**  
Quarterback

6-1 • 215 • born July 4, 1981  
Miami (FL)



Signed by Rams 5/18/07 as a free agent...spent time with the Miami Dolphins and Dallas Cowboys, as well as the Hamburg Sea Devils of NFL Europe, after going undrafted in 2005...posted impressive numbers at the University of Miami in two years as the Hurricanes starting quarterback, including 5,099 passing yards and 34 touchdowns...19-5 as a starter at Miami, including a perfect 5-0 against arch rivals Florida (2-0) and Florida State (3-0)...guided Miami to an 8-3 record and Peach Bowl victory over Florida in 2004 to finish with a final ranking of No. 11 in both major polls...named second-team All-Atlantic Coast Conference as a senior in 2004 while also finishing second in the voting for both ACC Player of the Year and ACC Offensive Player of the Year to Virginia Tech QB Bryan Randall...led the Canes to an 11-2 record and Orange Bowl victory over Florida State in 2003, as well as a final ranking of No. 5 in both major polls...spent first two years of collegiate career at the University of Florida, where he threw for 653 yards, 11 touchdowns and two interceptions in 12 games before transferring to Miami...one of the most highly touted and sought after blue chip quarterbacks in history...led Shreveport (La.) Evangel Christian to three straight Louisiana state championships while being named both Gatorade National Player of the Year and *USA Today* National Offensive Player of the Year as a senior in high school.



**FRED  
CAPSHAW**  
Punter

5-11 • 183 • born December 27, 1979  
Miami (FL)



Signed by Rams 4/25/07 as a free agent...has spent time with both the San Francisco 49ers and the Arizona Cardinals...former Miami Hurricane finished collegiate career with 185 punts for 7,669 yards (41.5-yard average), including 51 punts inside the 20-yard line...named All-Big East as both a sophomore and junior, while leading the conference in punting average as a sophomore...one of three finalists for the Ray Guy award following his junior season...part of Miami's 2002 BCS Championship squad.



## MARQUES HAGANS

Wide Receiver

5-10 • 205 • born December 29, 1982  
Virginia

2006 Rams fifth-round draft pick (144th overall)...originally signed by Rams 7/26/06 to a three year contract before being released and resigned to the practice squad for the 2006 season...two-year starter at quarterback for the University of Virginia, Hagans finished his career in the Cavalier's all-time top five in virtually every quarterback category...played a multitude of roles throughout his career for Coach Al Groh, spending two seasons at wide receiver and punt returner, while also lining up at tailback on occasion...played in all 51 games in his four years at Virginia, tying the school record for most games played...career totals include 408 pass completions in 655 attempts, 4,877 passing yards, 27 touchdowns and 18 interceptions, while also adding 902 rushing yards and 11 touchdowns on 239 attempts...also returned one punt for a touchdown, as well as making one interception... 132.94 pass efficiency rating ranks 17th in Atlantic Coast Conference history...played prep football at Fork Union Military Academy after graduating from Hampton High School in Hampton, Va.



## JOSH LAY

Cornerback

6-1 • 197 • born September 8, 1982  
Pittsburgh

Saw action during 2007 NFL Europa season with the Berlin Thunder...signed by Rams 12/12/06 to the practice squad...originally 2006 Saints sixth-round draft pick after completing his career at the University of Pittsburgh...finished his collegiate career with 93 tackles, seven interceptions and two touchdowns in 46 games played, 19 of which he started...named Pitt's Most Improved Defensive Player as a junior to go along with a second-team All-Big East selection...played prep football at Valley Forge Military Academy after graduating from Aliquippa High School in Aliquippa, Pa... named Pittsburgh Post-Gazette 2000 Player of the Year and Male Athlete of the Year (1999-2000)...lettered three times in basketball...cousin of Kansas City Chiefs cornerback Ty Law...Given name is Bernard, "Josh"... Born Sept. 8, 1982



## TIM MCGARIGLE

Linebacker

6-0 • 240 • born October 25, 1983  
Northwestern

2006 Rams seventh-round draft pick spent last season as a member of the practice squad...relentless tackler who finished Northwestern career as the National Collegiate I-A all-time leading tackler with 545 stops...earned third-team All-America honors as a senior from *The NFL Draft Report* and All-Big Ten second-team honors...as junior, named All-Big Ten first-team and honorable mention All-America from *Sports Illustrated*...earned Big Ten Defensive Player of the Week and Walter Camp Foundation and Bronko Nagurski National Division I-A Defensive Player of the Week honors vs. Purdue, with 21 tackles and one pass defensed...All-Big Ten honorable mention as a sophomore...played in 10 games, starting the final five games of the season as a freshman...honorable mention All-State and All-Area by *Chicago Tribune*, *Chicago Sun-Times* and *Champaign News-Gazette* as a senior at St. Patrick High in Chicago...graduated from Northwestern with a degree in communications studies.



## DONOVAN RAIOLA

Center

6-2 • 293 • born December 13, 1982  
Wisconsin



Signed by the Rams as a free agent 6/27/07...attended training camp with the Rams in 2006...originally signed by Rams 5/10/06 as undrafted free agent...started 39 games for Badgers...earned All-Big Ten honorable mention as sophomore, junior, and senior...as senior, registered 40 knockdowns for offense that averaged 396.5 yards, and ranked 14th nationally in scoring, averaging 34.3 points...as junior, registered 35 knockdowns...as sophomore, produced 33 knockdowns...as freshman, played in five games, starting at right guard in one game...redshirted as true freshman...Agricultural business management major...born Donovan Stephen Raiola in Honolulu, Hawaii...earned *Prep Star* and *Student Sports* regional All-America honors as senior at Kamehameha High in Honolulu...first-team All-State from the *Honolulu Advertiser* and *Star Bulletin*...brother, Dominic, is a center for Detroit Lions.



## TIM SANDIDGE

Defensive Tackle

6-1 • 300 • born June 12, 1983  
Virginia Tech



Saw action during the 2007 NFL Europa season with the Hamburg Sea Devils before his season was cut short by a sprained knee...signed by the Rams off of waivers from the Kansas City Chiefs 2/5/07...inactive for final four regular season games of 2006 and one postseason game with the Chiefs...spent time on the Rams practice squad in 2006 before being signed by the Chiefs 12/5/06...entered the NFL after being signed by Rams 5/12/06 as undrafted free agent...started 14 of 48 games for Hokies, making 120 tackles (50 solo) with one fumble recovery, five passes defended, and 7.5 sacks...as senior, played in all 13 games, starting eight...36 tackles (13 solo) and two sacks...played in nine games as junior...seven tackles (three solo) and half-sack...as sophomore, played in all 13 games, starting three...career-high 47 tackles (21 solo), two passes defended, and one sack...as freshman, played in all 13 games, starting three...30 tackles (13 solo), one fumble recovery, three passes defended, and four sacks...redshirted as true freshman...apparel, housing, and resource management major...born Timothy Allan Sandidge in Lynchburg, Va...played football as junior and senior at Amherst High in Amherst County, Va...second-team All-State honors as senior.



## DREW STROJNY

Tackle

6-7 • 311 • born June 30, 1981  
Duke



Spent 2006 season on Rams practice squad...signed by Rams 1/25/06...spent final three weeks of 2005 season on Rams' practice squad after signing 12/14/05...spent two separate weeks of 2005 season on New York Jets' practice squad and first month of season on Tampa Bay's practice squad...spent 2005 preseason with Philadelphia after spending entire 2004 season on Eagles' practice squad...spent 2004 preseason with New York Giants after being selected by Giants in seventh round (203rd overall) of 2004 NFL Draft...started 43 of 46 career games at left tackle for Blue Devils...one of six players in school history to serve as team captain in consecutive seasons...earned All-Atlantic Coast Conference Academic honors...graduated with philosophy degree...born Andrew Michael Strojny in Wrentham, Mass...team captain and No. 12 prospect in New England as a senior at Xaverian Brothers High in Westwood, Mass...received National Football Foundation and Hall of Fame Scholar-Athlete awards.



## JOHN DAVID WASHINGTON

Running Back

5-9 • 208 • born July 28, 1984  
Morehouse



Allocated to NFL Europa in 2007 where he saw action with the Hamburg Sea Devils and the Rhein Fire...spent 2006 season on the Rams practice squad...signed by Rams 5/12/06 as undrafted free agent...played in 41 games, starting 36, in career for Maroon Tigers, rushing 755 times for 3,699 yards and 34 touchdowns, adding 18 receptions for 114 yards...only player in school history to rush for at least 1,100 yards in two seasons...started all 10 games as senior, rushing 215 times for 1,198 yards and nine touchdowns, adding 10 receptions for 69 yards...All-Southern Intercollegiate Athletic Conference first-team selection, leading SIAC in rushing...broke school rushing record...started all 10 games as junior, rushing 168 times for 804 yards and eight touchdowns...as sophomore, started 10 of 11 games played, rushing 238 times for 1,124 yards and 13 touchdowns, adding five receptions for 27 yards...All-SIAC first-team selection...13 rushing touchdowns set school record...as freshman, played in 10 games, starting six, rushing 134 times for 573 yards and four touchdowns...sociology major...born John David Washington in Toluca Lake, Calif...played football, basketball, and ran track at Campbell Hall High in Los Angeles...son of Academy Award-winning actor Denzel Washington.



# ROOKIES



# ADAM CARRIKER

Defensive Line

6-6 • 308

born 5/6/84

D1-2007 • 13th overall

Nebraska

Kennewick H.S. • Kennewick, Wash.

# 90



**WHAT SCOUTS SAY:** Has both explosive burst to penetrate backfield and range to chase down ball carriers...has impressive strength and imposing frame.

**COLLEGE:** Played 45 games at Nebraska, starting 34 contests...finished with 134 tackles (71 solo)...20.5 career sacks rank sixth in school history...41 tackles for loss rank fourth in Nebraska history...posted 43 quarterback hurries and recovered one fumble...also notched one interception and blocked one kick...named to All-Big 12 Commissioner's Academic Honor Roll three times.

**SENIOR (2006):** Started every game at "base" defensive end...totaled 52 tackles (24 solo) including 7.0 sacks.

- Earned third-team All-America honors from *The NFL Draft Report* and *Rivals.com*.
- First-team All-Big 12 Conference choice by the league's coaches, the *Associated Press*, *Kansas City Star* and *Austin American-Statesman*.
- Earned team Defensive MVP honors for second consecutive year.
- First-team Academic All-Big 12 honoree and was named to All-Big 12 Commissioner's Academic Honor Roll for third consecutive year.
- Recorded a season-high eight tackles, including three stops for loss, tying season-high, against Kansas.

**JUNIOR (2005):** Started in all 12 games he played...led Huskers with 9.5 sacks and ranked second on team with 17 tackles for loss.

- First-team All-Big 12 selection by the *Dallas Morning News* and the *Associated Press*...named team Defensive MVP.
- Part of Nebraska defense that lead the nation in sacks (50) and tackles for loss (124).
- Earned ABC/Chevrolet Player of the Game honors against Pittsburgh after posting seven tackles including three tackles for loss and two sacks.

**SOPHOMORE (2004):** Started eight of 10 games played...started four games at right end and four games at left end...notched 36 tackles including 3.0 sacks.

- Honored as Huskers' Lifter of the Year for his performance in the weight room.
- Member of Big 12 Commissioner's Spring Academic Honor Roll.
- Registered five tackles and season-high four quarterback hurries in a 24-3 win over Missouri.

**FRESHMAN (2003):** Opened season playing extensively in passing situations before injuring his ankle vs. Utah State in the second game of the season.

- Played in nine games totaling three quarterback hurries and three tackles including a nine-yard sack.
- Redshirted as true freshman.

## PERSONAL:

- Born Adam Eugene Carriker in Hastings, Neb.
- Played quarterback and defensive end at Kennewick (Wash.) High School.
- Earned second-team All-Big Nine Conference honors in his only season at defensive end and played in state all-star game.
- Recorded 15 sacks, five pass deflections, four forced fumbles and 25 tackles for loss as a defensive end in his senior season.
- Three-year starter at quarterback and team captain for three years.
- Three-time All-Conference selection in baseball...also ran track for one year.
- Graduated with a degree in business administration.
- Married to the former Angela McBride, the sister of former Nebraska defensive end Jeff McBride.

## CARRIKER'S COLLEGE STATISTICS

Year	Team	Tackles				Interceptions						Fumbles			
		G-S	Total	Solo	Asst	Sk	Yds	Int	Yds	Lg	TD	PD	FF	FR	Yds
2002	Nebraska	Redshirt													
2003	Nebraska	9-0	3	2	1	1.0	9.0	0	0	0	0	0	0	0	0
2004	Nebraska	10-8	36	19	17	3.0	18.0	0	0	0	0	0	0	0	
2005	Nebraska	12-12	43	26	17	9.5	84.0	0	0	0	0	3	0	1	
2006	Nebraska	14-14	52	24	28	7.0	45.0	1	-3	-3	0	3	0	0	
<b>Total</b>		<b>45-34</b>	<b>134</b>	<b>71</b>	<b>63</b>	<b>20.5</b>	<b>156.0</b>	<b>1</b>	<b>-3</b>	<b>-3</b>	<b>0</b>	<b>6</b>	<b>0</b>	<b>1</b>	



Rams first round draft selection DL Adam Carriker (middle) with wife Angie and Rams Head Coach Scott Linehan.

### DEFENSIVE LINEMEN DRAFTED BY THE RAMS IN THE FIRST-ROUND

DT Adam Carriker - Nebraska (2007, #13)  
 DT Jimmy Kennedy - Penn State (2003, #12)  
 DT Damione Lewis - Miami (FL) (2001, #12)  
 DT Ryan Pickett - Ohio State (2001, #29)  
 DE Grant Wistrom - Nebraska (1998, #6)

DE Kevin Carter - Florida (1995, #6)  
 DL Sean Gilbert - Pittsburgh (1992, #3)  
 DE Bill Hawkins - Miami (FL) (1989, #21)  
 DE William Fuller - North Carolina (1984 Supplemental, #21)  
 DT Mike Fanning - Notre Dame (1975, #9)





# BRIAN LEONARD

Running Back

6-1 • 226  
born 2/3/84  
D2-2007 • 52nd overall  
Rutgers

Gouverneur H.S. • Gouverneur, N.Y.

23



**WHAT SCOUTS SAY:** Hard-nosed, aggressive performer...versatile player capable of contributing as a running back, receiver or blocker and on special teams.

**COLLEGE:** Played in 47 games with 45 starts...holds Big East Conference record with at least one reception in each of those 47 games...holds three Rutgers career-records, leading the school in career receptions (207), points scored (272) and all-purpose yardage (5,961; 129.6 average).

**SENIOR (2006):** Garnered first-team All-America honors for the third consecutive year, adding second-team All-Conference honors, despite being used more as a blocker...Carried 93 times for 427 yards and five touchdowns...also caught 38 passes for 294 yards.

- Produced 14 touchdown-resulting blocks.
- Efforts contributed to Scarlet Knights' 11 wins in 2006, tying a school record and allowed Rutgers to finish with it's best season-ending national poll ranking, finishing No. 12 in both *Associated Press* Poll and *Coaches* Poll.

**JUNIOR (2005):** Took on more of a traditional fullback role with the arrival of halfback Ray Rice...earned first-team All-America honors from *Pro Football Weekly* for the second consecutive season and added All-Big East Conference honors.

- Finished second on the team with 173 rushes for 740 yards and 11 touchdowns and led the Scarlet Knights with 55 receptions for 568 yards, adding six touchdown catches.
- Scored a career-high 102 points.
- Helped lead Rutgers to first winning season in 14 years in 2005.

**SOPHOMORE (2004):** Started 10 games at fullback...earned first-team All-America honors from *Pro Football Weekly* and named first-team All-Big East.

- Led Big East in all-purpose yardage, averaging 125.0 yards per game.
- Led team with 732 rushing yards with seven touchdowns.
- 61 receptions rank fourth all-time in Rutgers history for a single season.
- Ranked second in Big East with average of 6.1 receptions per game.

**FRESHMAN (2003):** Played in 12 games, starting 10 at tailback...Freshman All-American selection and named Big East Freshman of the Year by *College Football News*.

- Named Scarlet Knights' co-MVP.
- Led team with 213 carries for 880 yards with nine touchdowns...also led team in receptions with 53 catches for 488 yards and five touchdowns.
- 1,368 all-purpose yards and ranked fourth in Big East with average of 109.0 yards per game.

## PERSONAL:

- Born Brian Daniel Leonard.
- Finished career at Gouverneur (N.Y.) High School as state of New York's all-time recorder holder by scoring 696 points, totaling 107 touchdowns while rushing for 5,854 yards.
- Two-time All-State selection and *Watertown Daily Times* "Athlete of the Year"...three-time All-Northern Conference MVP.
- As a senior, led team to 9-1 record and Class B Section X championship.
- Rushed for 2,398 yards on 234 carries with 47 touchdowns during senior season.
- Produced nine consecutive 200-yard rushing games in final season.
- Earned first-team All-League and *Prep Star* All-America honors.
- Standout basketball player...also competed in track, running in the 100- and 200-meter dashes and participating in the long jump.
- Younger brother of former Rutgers linebacker Nate Leonard (1999-2001).
- Graduated with a degree in labor studies.

## LEONARD'S COLLEGE STATISTICS

Year	Team	Rushing					Receiving					
		G-S	Att	Yds	Avg	Lg	TD	No	Yds	Avg	Lg	TD
2003	Rutgers	12-10	213	880	4.1	61	9	53	488	9.2	72	5
2004	Rutgers	10-10	199	732	3.7	56	7	61	518	8.5	55	2
2005	Rutgers	12-12	173	740	4.3	83	11	55	568	10.3	38	6
2006	Rutgers	13-13	93	427	4.6	23	5	38	294	7.7	45	0
<b>Total</b>		<b>47-45</b>	<b>678</b>	<b>2,779</b>	<b>4.1</b>	<b>83</b>	<b>32</b>	<b>207</b>	<b>1,868</b>	<b>9.0</b>	<b>72</b>	<b>13</b>



# JONATHAN WADE

Cornerback

5-10 • 195

born 3/27/84

D3-2007 • 84th overall

Tennessee

Evangelical Christian H.S. • Shreveport, La.

# 37



**WHAT SCOUTS SAY:** Versatile athlete with great speed and agility.

**COLLEGE:** In 51 games at Tennessee (14 on offense), started three times as a receiver and 28 times as a cornerback...finished with 110 tackles (90 solo), one fumble recovery, two forced fumbles, 19 passes defended, six interceptions and one touchdown...rushed 10 times for 68 yards (6.8 avg.) and caught nine passes for 89 yards (9.9 avg.) and one kickoff return for 18 yards.

**SENIOR (2006):** Started all 13 games...ranked sixth on the team with 52 tackles (44 solo), one forced fumble, 13 passes defended and ranked second on the team with four interceptions.

- Associated Press All-Southeastern Conference second-team selection.
- Earned SEC Player of the Week honors vs. South Carolina.

**JUNIOR (2005):** Began the season as reserve before starting the last seven games...made 32 tackles (26 solo), one fumble recovery, five passes defended, two interceptions and one touchdown.

- Intercepted a pass in first start of the season and returned it 19 yards for a touchdown.

**REDSHIRT SOPHOMORE (2004):** Moved to secondary, appearing in 13 games...finished with 24 tackles (19 solo), one forced fumble and one pass defended.

**SOPHOMORE (2003):** Appeared in two games as a receiver, but suffered shoulder injury...underwent surgery 9/22 that ended his season.

**FRESHMAN (2002):** Played in every game, seeing reserve duty as receiver before starting the final three games...made eight catches for 84 yards...rushed nine times for 78 yards.

**TRACK:** Member of two of the three fastest 4x100-meter relay teams in Tennessee history.

- 2005: Earned indoor and outdoor All-America honors...eighth-place showing in the NCAA 60-meter finals...placed third in the 4x100-meter relay in the NCAA finals with a 38.38, third best in school history.
- 2004: Team's best 200-meter sprinter in a season-best 20.79.
- 2003: Anchored Tennessee's SEC Champion and NCAA outdoor runner-up 4x100-meter relay, the latter to a 38.72 in the NCAA finals, the second fastest time in Vols history...named the team's Most Valuable Freshman.

### PERSONAL:

- Born Jonathan Charles Wade in Shreveport, La.
- Attended Evangelical Christian (La.) High School.
- All-American selection by Tom Lemming and *Super Prep*, adding Class 5A All-State honors as a senior.
- Started three seasons at cornerback and twice started as a wide receiver, leading the team to a 54-3 record, three Class 5A state titles and the 1999 national championship.
- Won 200-meter dash title with a time of 20.95 at the 2001 World Youth Championships.
- Won 2001 state 100-meter and 200-meter titles.

- Set state record in the 200 meters (21.03) and best 100-meter time was 10.15, earning him Louisiana 2001 Gatorade Track and Field Athlete of the Year and All-State MVP honors in track by the *Shreveport Times* as a junior.
- African-American studies major.

### WADE'S COLLEGE STATISTICS

Year	Team	G-S	Tackles			Interceptions					Fumbles					
			Total	Solo	Asst	Sk	Yds	Int	Yds	Lg	TD	PD	FF	FR	Yds	
2002	Tennessee	.....12-3	2	1	1	0.0	0.0	0	0	0	0	0	0	0	0	0
2003	Tennessee (redshirt)	.....2-0	0	0	0	0.0	0.0	0	0	0	0	0	0	0	0	
2004	Tennessee	.....13-5	24	19	5	0.0	0.0	0	0	0	0	1	1	0	0	
2005	Tennessee	.....11-7	32	26	6	0.0	0.0	2	53	34	1	5	0	1	0	
2006	Tennessee	.....13-13	52	44	8	0.0	0.0	4	59	39	0	13	1	0	0	
<b>Total</b>	<b>.....51-28</b>		<b>110</b>	<b>90</b>	<b>20</b>	<b>0.0</b>	<b>0.0</b>	<b>6</b>	<b>112</b>	<b>39</b>	<b>1</b>	<b>19</b>	<b>2</b>	<b>1</b>	<b>0</b>	

Year	Team	Receiving				Rushing					
		No	Yds	Avg	Lg	TD	Att	Yds	Avg	Lg	TD
2002	Tennessee	.....8	84	10.5	32	0	9	78	8.7	21	0
2003	Tennessee	.....1	5	5.0	5	0	1	-10	-10.0	-10	0
<b>Total</b>	<b>.....9</b>	<b>89</b>	<b>9.9</b>	<b>32</b>	<b>0</b>	<b>10</b>	<b>68</b>	<b>6.8</b>	<b>21</b>	<b>0</b>	

**ADDITIONAL CAREER STATISTICS:** Kickoff Returns: 2006 (1 for 18 yards)



# DUSTIN FRY

Center

6-3 • 314  
born 10/3/83  
D5A-2007 • 139th overall  
Clemson  
Summerville H.S. • Summerville, S.C.

# 62



**WHAT SCOUTS SAY:** Low center of gravity, hard-nosed drive blocker.

**COLLEGE:** Played in 47 games, starting 36, registering 171 knockdown blocks on 2,192 plays.

**SENIOR (2006):** Started every game, registering 75 knockdown blocks in 666 plays.

- Blocked for a rushing offense that ranked fifth in the nation, gaining 217.9 yards per game.
- Part of an offensive line that allowed only 1.2 quarterback sacks per game, ranked fifth in the nation.
- All-Atlantic Coast Conference first team selection by *College Football News*.
- Earned ACC Lineman of the Week honors vs. Louisiana Tech.

**JUNIOR (2005):** Started every game at center, competing in the most plays among offensive linemen for nine of 12 games.

- Posted 72 knockdowns for an offense that ranked second in the ACC with 384.8 yards per game.
- Part of an offensive line that ranked third in the conference, allowing 1.92 sacks per game.
- First-team All-State selection by the Orangeburg Touchdown Club.
- Winner of the Solid Rock award from the coaching staff among offensive linemen.

**SOPHOMORE (2004):** Played in 10 games as a reserve center.

- Finished with 18 knockdown blocks, second-most among team's reserve offensive linemen.

**FRESHMAN (2003):** Backup center for most of the season before taking over the starting position vs. North Carolina.

- Became the first Tiger freshman to start a game at center since 1980.
- Redshirted as a true freshman.

#### PERSONAL:

- Born Dustin W. Fry in Summerville, S.C.
- Earned all-American honors from *Super Prep*, *CBS Sportsline.com* and Max Emfinger at Summerville (S.C.) High School...added All-State, All-Area and All-Region accolades as a senior.

- All-Lowcountry honors in three sports – football, track and field, and wrestling.
- Rated as one of the top four football prospects in the state of South Carolina and played in the Shrine Bowl.
- Captured state Class AA championship in wrestling as a junior.
- Finished second in the state finals in the shot put his junior campaign and named *Post & Courier* Lowcountry Male Athlete-of-the-Year.
- Sports management major.

**FRY'S Games Played-Starts:** (Clemson) 2002 (redshirt), 2003 (11-1), 2004 (10-0), 2005 (12-12), 2006 (13-13).  
**Totals:** (46-26).



**CLIFTON RYAN**  
*Defensive Tackle*

6-3 • 310  
 born 2/18/84  
 D5B-2007 • 154th overall  
 Michigan State  
 Arthur Hill H.S. • Saginaw, Mich.



**WHAT SCOUTS SAY:** Strong player with thick frame...able to adjust on the move and uses hands well.

**COLLEGE:** Originally recruited as a 260-pound outside linebacker, playing that position for two games before reshirting in 2002...spent rest of career at Michigan State being utilized in multiple positions along the line...played strong-side defensive end as a sophomore and junior before shifting to weak-side defensive tackle as a senior...played in 50 games with 35 starts...totaled 118 tackles (78 solo), 10.5 sacks, 19 tackles for loss and 23 quarterback hurries.

**SENIOR (2006):** Notched 25 tackles and four sacks while starting all 12 games for the Spartans at defensive tackle despite dealing with a calf strain during the season.

- Registered five tackles (three solo) with a sack and 1.5 tackles for loss vs. Idaho.
- Posted three solo tackles with 2.0 sacks and two tackles for loss vs. Notre Dame.

**JUNIOR (2005):** Started 11 games, tallying 34 tackles with 3.0 sacks.

- Made seven tackles (five solo) and three quarterback hurries vs. Notre Dame.
- Totalled four solo tackles with 1.0 sack and one tackle for loss vs. Purdue.

**SOPHOMORE (2004):** Played in 12 games with 11 starts after bulking up to 288 pounds and shifting to strong-side defensive end.

- Recorded 41 tackles with 2.5 sacks.
- Tallied career-high seven stops vs. Central Michigan.
- Matched career-high in tackles vs. Notre Dame, including career-best three tackles for loss.

**FRESHMAN (2003):** Played in 13 games with one start as rush end for the Spartans.

- Posted 16 tackles with 1.0 sack.
- Redshirted as true freshman in 2002 after seeing brief action in games vs. Eastern Michigan and California.

**PERSONAL:**

- Born Clifton Ryan IV.
- Attended Arthur Hill High School in Saginaw, Mich.
- All-Midwest choice by *Super Prep*, *Prep Star* and *Prep Football Report*.
- Ranked among the nation's top 25 athletes by *ESPN.com's* Tom Lemming...rated among the state's top seniors by the *Lansing State Journal*, the *Detroit Free Press* and the *Detroit News*.
- Garnered first-team Class A All-State honors from the *Detroit News* as a senior and was a three-time All-Saginaw Valley Conference performer.
- Finished his career with 310 tackles and 12.0 sacks.
- Also lettered in basketball and track.
- Majored in kinesiology.

## RYAN'S COLLEGE STATISTICS

Year	Team	G-S	Tackles				Interceptions					Fumbles			
			Total	Solo	Asst	Sk	Yds	Int	Yds	Lg	TD	PD	FF	FR	Yds
2002	Michigan State (redshirt)	2-0	2	1	1	0.0	0.0	0	0	0	0	0	0	0	0
2003	Michigan State	.....13-1	16	10	6	1.0	6.0	0	0	0	0	0	0	0	0
2004	Michigan State	.....12-11	41	29	12	2.5	14.0	0	0	0	0	1	1	0	0
2005	Michigan State	.....11-11	34	22	12	3.0	11.0	0	0	0	0	0	1	1	0
2006	Michigan State	.....12-12	25	16	9	4.0	31.0	0	0	0	0	1	2	1	0
<b>Total</b>	.....	<b>50-35</b>	<b>118</b>	<b>78</b>	<b>40</b>	<b>10.5</b>	<b>62.0</b>	<b>0</b>	<b>0</b>	<b>0</b>	<b>0</b>	<b>2</b>	<b>4</b>	<b>2</b>	<b>0</b>



# KENDRICK SHACKLEFORD

# 69

## Tackle

6-5 • 330

born 2/2/85

D6-2007 • 190th overall

Georgia

Villa Rica H.S. • Villa Rica, Ga.

**WHAT SCOUTS SAY:** Thick frame with muscular arms...shows great balance and lower body strength.

**COLLEGE:** Played in 46 games, allowing only one sack.

**SENIOR (2006):** Started every game at tackle.

- Offensive line allowed only 17 sacks, second in the Southeastern Conference.
- Recipient of James E. and Peggy A. Hickey Memorial Scholarship, also won the award as a sophomore.
- Registered 52 knockdowns.

**JUNIOR (2005):** Played in 11 games as a reserve at strong-side offensive tackle.

- Part of an offense that ranked second in the SEC in scoring offense and third in total offense, averaging 391.2 yards per game.

**SOPHOMORE (2004):** Part of an offense that totaled nearly 400 yards per game.

- Recipient of Iron Man Award, recognizing players who do not miss a practice or summer workout.
- Winner of the Junkyard Dog Award and Most Improved Offensive Lineman Award.

**FRESHMAN (2003):** Appeared in 10 games as a true freshman.

### PERSONAL:

- *Atlanta Journal-Constitution* Top 50 in Georgia and Class AAA first-team All-State selection at Villa Rica (Ga.) High School.
- Added *Times-Georgian* All-Area honors as a senior...also earned those honors in both football and basketball during his junior campaign.
- Named All-Region in basketball and was selected the 2001 squad's Most Improved Player.
- Child and family development major.

**SHACKLEFORD'S Games Played-Starts:** (Georgia) 2003 (10-0), 2004 (12-1), 2005 (11-0), 2006 (13-13). **Totals:** (46-14).



# KEITH JACKSON

Defensive Tackle

98



6-0 • 315  
 born 2/25/85  
 D7A-2007 • 248th overall  
 Arkansas  
 McClellan H.S. • Little Rock, Ark.

**WHAT SCOUTS SAY:** Physical run-stuffer with high motor...effective at splitting double teams and plugging rushing lanes...comes from football pedigree as the son of former six-time Pro Bowl tight end Keith Jackson, Sr.

**COLLEGE:** Played in 44 games with 26 starts...posted 191 tackles (109 solo) with 7.0 sacks, 18.5 tackles for loss and 23 quarterback hurries...two career interceptions, including one returned for a touchdown.

**SENIOR (2006):** First-team All-Southeastern Conference by the *Associated Press* and second-team honoree by SEC coaches...started all 14 games at right defensive tackle.

- Ranked fourth on team with career-high 79 tackles.
- Posted two interceptions, including one returned 69 yards for a touchdown vs. Southeast Missouri...performance earned him SEC Defensive Lineman of the Week honors and the Crip Hall Award.
- Named Walter Camp National Defensive Player of the Week after recording eight tackles and 0.5 sacks at Auburn.

**JUNIOR (2005):** Second-team All-SEC selection... recorded 74 tackles including 2.5 sacks.

- Started all 11 games for the Razorbacks...only down lineman to start every game.
- Averaged 8.3 tackles per game in the final six contests, including 10-tackle efforts vs. Auburn, South Carolina and Ole Miss.

**SOPHOMORE (2004):** Played in 11 games with one start...posted 26 tackles with 2.0 sacks.

- Registered four tackles and forced a fumble in first career start vs. Louisiana-Monroe.
- Led team with nine tackles (seven solo) vs. No. 12 LSU.

**FRESHMAN (2003):** Scheduled to redshirt, but was activated by coaches for the fourth game of season...went on to play eight contests.

- Finished with 12 tackles, a forced fumble and a fumble recovery.

**PERSONAL:**

- Born Keith Jerome Jackson, Jr.
- Son of former six-time Pro Bowl tight end Keith Jackson, Sr.
- Attended McClellan High School in Little Rock, Ark.
- Rated fifth-best player in Arkansas by *Rivals.com* as a senior.
- Member of *Associated Press* Arkansas Super Team as senior.
- Posted 80 tackles and 8.0 sacks in final season.
- Member of *Prep Star* All-Region VI Team and earned All-Southwest honors from Tom Lemming's *Prep Football Report*.
- Played nose guard and fullback.
- Rushed for 880 yards and 13 touchdowns as a junior.
- Majored in sociology and criminal justice.

**K. JACKSON'S COLLEGE STATISTICS**

Year	Team	G-S	Tackles				Interceptions					Fumbles				
			Total	Solo	Asst	Sk	Yds	Int	Yds	Lg	TD	PD	FF	FR	Yds	
2003	Arkansas	8-0	12	4	8	0.0	0.0	0	0	0	0	0	0	1	1	0
2004	Arkansas	11-1	26	18	8	2.0	18.0	0	0	0	0	0	1	0	0	0
2005	Arkansas	11-11	74	44	30	2.5	22.0	0	0	0	0	1	1	3	0	0
2006	Arkansas	14-14	79	43	36	2.5	25.0	2	69	69t	1	3	1	0	0	0
<b>Total</b>		<b>44-26</b>	<b>191</b>	<b>109</b>	<b>82</b>	<b>7.0</b>	<b>65.0</b>	<b>2</b>	<b>0</b>	<b>0</b>	<b>0</b>	<b>4</b>	<b>4</b>	<b>4</b>	<b>4</b>	<b>0</b>



# DEREK STANLEY

Wide Receiver

5-11 • 170

born 8/27/85

D7B-2007 • 249th overall

Wisconsin-Whitewater

Verona H.S. • Verona, Wis.

# 19



**WHAT SCOUTS SAY:** Well-defined muscular frame...has sudden burst off the snap and the second gear to quickly ride up on a defender and gobble up the cushion.

**COLLEGE:** Holds the school career-record and tied the Wisconsin Intercollegiate Athletic Conference all-time mark with 35 touchdown receptions...holds school all-time record with 2,648 yards receiving and ranks second with 130 catches. Four-time All-America selection in the long jump and also competed as a sprinter...placed second indoors 2004, sixth outdoors 2004, eighth indoors 2006, third outdoors 2006 in the NCAA Division III finals.

**SENIOR (2006):** Ranked fourth in Division III with 1,141 yards receiving with a career-high 63 receptions and a school season-record 17 touchdowns.

- All-American first-team selection by *The NFL Draft Report* and *Football Gazette*, adding third-team honors from *D2football.com*.
- All-Wisconsin Intercollegiate Conference first-team pick.
- Scored 102 points and amassed 1,250 all-purpose yards.

**JUNIOR (2005):** Started 15 games at split end, catching 52 passes for a school season-record 1,328 yards and then-school record 16 touchdowns.

- All-WIAC second-team selection.
- Scored 100 points and totaled 1,518 all-purpose yards, a 101.2 yards per game average.

**SOPHOMORE (2004):** Played in all 10 games as cornerback and seven at split end.

- Recorded 25 tackles (18 solo), 1.0 sack, five passes defended and one interception.
- Added 213 yards on 11 kickoffs (19.4 avg.).
- Ranked fourth on the team with 15 receptions for 179 yards (11.9 avg.) and two touchdowns.

**FRESHMAN (2003):** Appeared in 10 games as cornerback, recording 19 tackles (13 solo), two fumble recoveries, one pass defended and one interception.

- Led Division III ranks with a 36.9-yard average on 12 kickoff returns for 443 yards and two touchdowns.
- All-America first-team selection by *Football Gazette*, adding second-team honors from *D2football.com* as a kickoff returner.
- All-WIAC second-team pick as an all-purpose back.

## PERSONAL:

- Attended Verona (Wis.) High School, competing as a receiver, running back, kickoff returner and cornerback.
- Earned All-Conference and All-Area honors in last two seasons.
- Excelled in track, competing in the sprints and long jump.
- Father ran track at Wisconsin-Madison.
- Health Science Major.

## STANLEY'S COLLEGE STATISTICS

Year	Team	Receiving					Rushing					
		G-S	No	Yds	Avg	Lg	TD	Att	Yds	Avg	Lg	TD
2003	UW-Whitewater	10-0	0	0	0.0	0	0	1	8	8.0	8	0
2004	UW-Whitewater	10-0	15	152	15.1	27	2	3	47	15.7	35	0
2005	UW-Whitewater	15-15	52	1,328	25.5	70	16	1	7	7.0	0	0
2006	UW-Whitewater	15-15	63	1,141	18.1	81	17	4	19	4.8	10	0
<b>Total</b>		<b>50-30</b>	<b>130</b>	<b>2,621</b>	<b>20.2</b>	<b>81</b>	<b>35</b>	<b>9</b>	<b>81</b>	<b>9.0</b>	<b>35</b>	<b>0</b>

Year	Team	Punt Returns					Kickoff Returns					
		No	FC	Yds	Avg	Lg	TD	No	Yds	Avg	Lg	TD
2003	UW-Whitewater	0	0	0	0.0	0	0	12	443	36.9	97	2
2004	UW-Whitewater	2	0	10	5.0	5	0	11	213	19.4	49	0
2005	UW-Whitewater	0	0	0	0.0	0	0	13	183	14.1	32	0
2006	UW-Whitewater	0	0	0	0.0	0	0	5	90	18.0	24	0
<b>Total</b>		<b>2</b>	<b>0</b>	<b>10</b>	<b>5.0</b>	<b>5</b>	<b>0</b>	<b>41</b>	<b>929</b>	<b>22.7</b>	<b>97</b>	<b>2</b>

## ROOKIE HONORS

The Rams have had two players receive NFL Rookie of the Year honors and both were running backs. Jerome Bettis became the second Ram recipient after rushing for 1,429 yards in 1993. Eric Dickerson was the first Ram to be named Rookie of the Year when he rushed for 1,808 yards and 18 touchdowns in 1983. Overall, the Rams have had 33 players receive All-Rookie Team recognition, including S Adam Archuleta and LB Tommy Polley in 2001, and LB Pisa Tinoisamoa in 2003.

## 2007 ROOKIE FREE AGENTS



**LAMART  
BARRETT**  
Wide Receiver

6-0 • 191 • born August 9, 1983  
North Carolina State

Signed by the Rams 5/2/07 as an undrafted free agent...played in 42 games at North Carolina State, with career totals of 77 receptions and 645 receiving yards...recorded a career-high 92 yards receiving on five catches against Georgia Tech in 2004...majored in Sports Management...tallied 29 receptions for 560 yards and 10 touchdowns at Avon Old Farms Prep after playing his high school football at Miami Springs High in Miami, Fla...saw time at quarterback, wide receiver, running back and as a return man on special teams during his prep career...born 8/9/83.



**STEVE  
BUCHES**  
Tight End

6-3 • 251 • born March 8, 1984  
Pittsburgh

Signed by Rams 5/7/07 as an undrafted free agent...played in 45 games at Pittsburgh, where he caught 52 passes for 591 yards and eight touchdowns...named team captain and caught 17 passes for 168 yards and two touchdowns for the Panthers as a senior...posted 29 receptions for 655 yards with seven touchdowns as a senior at Pittsburgh Central Catholic High...named to Associated Press Big School All-State team...Pittsburgh Post-Gazette "Fabulous 22" honoree...also lettered three times in basketball...his father, Jim, played football at Notre Dame...born 3/8/84.



## QUINTON CULBERSON

Linebacker

6-1 • 236 • born October 21, 1985  
Mississippi State



Signed by Rams 5/3/07 as an undrafted free agent...a four-year starter at Mississippi State, first as a cornerback before eventually adding significant size to his frame and moving to linebacker...career totals include 42 games played with 36 starts, 278 tackles, 13.5 tackles for loss, 2.0 sacks, four interceptions, 13 passes defended and four forced fumbles...became the first true freshman to start for the Bulldogs since 1986...was a high profile recruit after a standout career at Jackson Provine High School, garnering numerous honors on both the local and national level...Mississippi Class 4A state champion high jumper, with a personal best of 6' 10"...born 10/21/85.



## JEFFERY DUKES

Safety

6-1 • 204 • born April 24, 1985  
Alabama



Signed by Rams 5/3/07 as an undrafted free agent...played three years for the Alabama Crimson Tide after spending his freshman season at Northwest Community College in Senatobia, Miss...finished his Alabama career with 94 tackles, four interceptions and two forced fumbles...led the Crimson Tide in tackles in 2006 with 74, while also intercepting three passes, returning one 24 yards for a touchdown...a steady performer, Dukes recorded at least four tackles in all 12 games as a senior...lettered in football, basketball and baseball at Lafayette High in Oxford, Miss...born 4/24/85.



## ANDRE KIRKLAND

Safety

6-0 • 200 • born October 2, 1984  
Kent State



Signed by Rams 5/2/07 as an undrafted free agent...strong senior season for the Kent State defense in 2006, leading the team with 104 tackles (63 solo), 13.5 tackles for loss and 11 passes defended, while tying for the team lead with four interceptions and finishing second on the team with four forced fumbles en route to an All-Mid-American Conference second-team selection...transferred to Kent State after playing his freshman and sophomore seasons at Bowie State...ranked among NCAA Division II leaders in interceptions as a sophomore...two-time letterman at Largo High School in Upper Marlboro, Md...born 10/2/84.



# BRAD LAU

Running Back

6-0 • 240 • born April 17, 1981  
Boise State



Signed by Rams 5/3/07 as an undrafted free agent...a three year starter at fullback for the Boise State Broncos...helped pave the way for a rushing attack that averaged nearly 230 yards per game in 2004...career numbers include 105 rushing yards and four touchdowns on 40 attempts, along with 11 receptions for 108 yards and three touchdowns...hard worker who owns multiple records in the Boise State weight room among running backs, including the power clean, hang clean and bench press...two-time All-Southern Idaho Conference first team selection, Lau rushed for 2,071 yards and 34 touchdowns in his career at Capital High School in Boise, Id. ...born 4/17/81.



# KEVIN LOVELL

Kicker

5-9 • 155 • born April 14, 1984  
Cincinnati



Signed by Rams 5/7/07 as an undrafted free agent...spent final three collegiate seasons at the University of Cincinnati after playing one year at El Camino College...finished his Bearcat career with a strong senior season, hitting 25-of-25 PAT tries and 16-of-21 field goal attempts, bringing his career marks to 82-of-83 on PAT's and 31-of-45 on field attempts for a total of 175 points...79 consecutive successful PAT attempts is a Cincinnati record...did not play football until senior season in high school...earned first team All-State, All-Area, All-Region and All-CIF as a senior at Mira Costa High School in his only season of football...made 15-of-16 field goals and 54-of-55 PATs as a senior to finish with 99 points...also lettered in soccer...born 4/14/84.



# KEVIN MCLEE

Linebacker

6-0 • 236 • born November 24, 1983  
West Virginia



Signed by Rams 5/9/07 as undrafted free agent...finished second on the West Virginia squad with 79 tackles (49 solo), 3.0 sacks, four passes defensed and one interception...amassed 247 tackles (153 solo), 10.0 sacks, 11 passes defensed, two interceptions, three forced fumbles and three fumble recoveries in college career...2005 first-team All-Big East...rushed for 1,637 yards and also led his team in tackles as a senior at Uniontown (Pa.) High School...second team big school All-Pennsylvania, All-County and All-Conference...also lettered in basketball and track...goes by the nickname "Boo"...born 11/24/83.



## CHRIS MESSNER

Tackle

6-6 • 282 • born October 9, 1983  
Oklahoma



Signed by the Rams 5/7/07 as undrafted free agent...started all 14 games at right tackle for the Sooners in 2006...allowed just one sack in 12 games in 2005...saw action in six games as a backup in 2004...saw action in 11 of 12 games in 2003...reshirted as a true freshman...three-year starter who played six positions, including quarterback at Frederick (Okla.) High School...All-State by the Oklahoma Coaches Association...started in basketball and baseball and was a member of the golf team...sociology major...born 10/9/83.



## NATE MORTON

Wide Receiver

6-2 • 210 • born September 2, 1982  
Wake Forest



Signed by the Rams 5/7/07 as undrafted free agent...left Wake Forest as the school's 11th all-time leading receiver with 117 receptions...ranks eighth all-time with a 14.0 yards per catch average...leading receiver for three straight seasons, first player to accomplish the feat since former Ram Ricky Proehl (1987-89)...made 117 catches for 1,650 yards, with seven touchdowns for college career...played quarterback as a junior at Harlingen (Texas) High School...earned honorable mention All-District honors...did not play his senior season...an excellent student who earned 4.0 GPA and was a member of the National Honor Society...majored in sociology...born 9/2/82.



## ALTON PETTWAY

Defensive End

6-1 • 272 • born January 25, 1984  
Albany State (Ga.)



Signed by the Rams 5/7/07 as undrafted free agent...received Southern Intercollegiate Athletic Conference Most Valuable Defensive Player award as a senior at Albany State after leading Division II with 14.5 sacks...also won the award in 2005...named to 2006 *Associated Press* Little All-America first-team...ranked fourth in Division II with 21.5 tackles for loss...recorded 53 tackles, 13 quarterback pressures, three forced fumbles and a pass defensed as a senior...began his college career at Itawamba Community College in Mississippi before transferring to Albany State after two seasons...earned honorable mention All-America honors at Itawamba from *J.C. Grid-Wire* in 2003...a native of East St. Louis, Ill...moved to Bay Minette, Ala. during the sixth grade...born 1/25/84.



# SHAUNE SMITH

Wide Receiver



6-2 • 189 • born December 25, 1983  
Hofstra

Signed by Rams 5/10/07 as an undrafted free agent...played final two collegiate seasons for the Hofstra University Pride after playing two years at Nassau Community College...had an excellent senior year, catching 60 balls for 951 yards and nine touchdowns...recorded four 100-yard games as a senior, including a 12-catch, 195-yard performance in the season opener...finished Pride career with 61 catches for 959 yards and nine touchdowns...played high school football at Carlsbad High in Carlsbad, Calif. before moving to New York and completing his high school career at August Martin High in Queens, N.Y...born 12/25/83.



# DARIUS VINNETT

Cornerback



5-8 • 170 • born September 30, 1984  
Arkansas

Signed by Rams 5/7/07 as an undrafted free agent...finished his collegiate career with the Arkansas Razorbacks after transferring from West Hill College following his sophomore year...earned a medical redshirt following the 2005 season in which he played in just three games before being sidelined with chronic knee tendonitis...finished his two year career at Arkansas with 89 tackles and one interception in 22 games played, 15 of which he started...standout high school player at Destrehan High School in Destrehan, La., where he made 130 tackles and seven interceptions during a perfect 10-0 senior season...born 9/30/84.



# MARKEE WHITE

Wide Receiver



6-6 • 198 • born October 4, 1983  
Texas State-San Marcos

Signed by Rams 5/2/07 as a free agent...two sport standout for the Texas State Bobcats, competing in both football and basketball...attended San Diego State University as a freshman, where he played basketball before transferring to Long Beach City College and returning to the gridiron...caught 16 passes for 350 yards and three touchdowns at Long Beach CC before transferring to Texas State prior to his junior year...career numbers for the Bobcats include 67 receptions for 980 yards and six touchdowns...led Texas State with 56 pass receptions for 786 yards and five touchdowns as a senior en route to being named first-team All-Southland Conference after earning All-Southland Conference honorable mention accolades as a junior...held his own against higher levels of competition, catching six passes for 146 yards and a touchdown against Texas A&M in 2005...big target at 6'6", 198 pounds...Was a multi-sport athlete at Long Beach Poly, dubbed by *Sports Illustrated* as the top high school athletic program in the nation...helped lead his team to a pair of CIF Division I state championships as a quarterback...also a member of two state championship basketball teams... Born 10/4/83.



# RYAN WILLIS

Defensive End



6-3 • 265 • born October 5, 1983  
LSU

Signed by Rams 5/3/07 as an undrafted free agent...played in 36 games, starting four, at LSU...was a steady contributor as part of the defensive line rotation during both his junior and senior seasons... finished his collegiate career with 38 tackles, five tackles for loss and one sack...a four-time member of the Southeastern Conference Academic Honor Roll...first-team All-District and All-New Orleans Metro as a senior at Holy Cross High School in New Orleans, La...also lettered in baseball, excelling as a pitcher...born 10/5/8.



WR Markee White catches a pass during minicamp. White is one of many undrafted free agents looking to earn a spot on the Rams' 2007 roster.

## 2007 ROOKIE AND FIRST-YEAR ROSTER

No.	Player	Pos.	Ht.	Wt.	Birthdate	NFL Year	College	High School Hometown
16	Barrett, Lamart	WR	6-0	191	8/9/83	R	North Carolina State	Miami Springs, FL
3	Berlin, Brock	QB	6-1	215	7/4/81	1	Miami (FL)	Shreveport, LA
47	Buches, Steve	TE	6-3	251	3/8/84	R	Pittsburgh	Pittsburgh, PA
4	Capshaw, Fred	P	5-11	183	12/27/79	1	Miami (FL)	Rock Springs, WY
90	Carriker, Adam	DL	6-6	296	5/6/84	R	Nebraska	Kennewick, WA
53	Culberson, Quinton	LB	6-1	236	10/21/85	R	Mississippi State	Jackson, MS
38	Dukes, Jeffery	S	6-1	207	4/24/85	R	Alabama	Oxford, MS
62	Fry, Dustin	C	6-3	314	10/3/83	R	Clemson	Summerville, SC
15	Hagans, Marques	WR	5-10	205	12/29/82	1	Virginia	Hampton, VA
98	Jackson, Keith	DT	6-0	305	2/25/85	R	Arkansas	Little Rock, AR
43	Kirkland, Andre	S	6-0	204	10/2/84	R	Kent State	Upper Marlboro, MD
48	Lau, Brad	RB	6-0	237	4/17/81	R	Boise State	Boise, ID
20	Lay, Josh	CB	6-1	197	9/8/82	1	Pittsburgh	Valley Forge, PA
23	Leonard, Brian	RB	6-1	226	2/3/84	R	Rutgers	Gouverneur, NY
2	Lovell, Kevin	K	5-9	155	4/14/84	R	Cincinnati	Manhattan Beach, CA
59	McGarigle, Tim	LB	6-0	238	10/25/83	1	Northwestern	Chicago, IL
55	McLee, Kevin	LB	6-0	244	11/24/83	R	West Virginia	Uniontown, PA
71	Messner, Chris	T	6-6	282	10/9/83	R	Oklahoma	Frederick, OK
18	Morton, Nate	WR	6-2	213	9/2/82	R	Wake Forest	Harlingen, TX
64	Pettway, Alton	DE	6-1	242	1/25/84	R	Albany State (GA)	Bay Minette, AL
61	Raiola, Donovan	C	6-2	293	12/13/82	1	Wisconsin	Honolulu, HI
95	Ryan, Clifton	DT	6-3	310	2/18/84	R	Michigan State	Saginaw, MI
71	Sandidge, Tim	DT	6-1	300	6/12/83	1	Virginia Tech	Madison Heights, VA
69	Shackelford, Ken	T	6-5	322	2/2/85	R	Georgia	Villa Rica, GA
13	Smith, Shaine	WR	6-2	189	12/25/83	R	Hofstra	Jamaica, NY
19	Stanley, Derek	WR	5-11	179	8/27/85	R	Wisconsin-Whitewater	Verona, WI
77	Strojny, Drew	T	6-7	305	6/30/81	1	Duke	Westwood, MA
41	Vinnett, Darius	CB	5-8	170	9/30/84	R	Arkansas	Destrehan, LA
37	Wade, Jonathan	CB	5-10	195	3/27/84	R	Tennessee	Shreveport, LA
36	Washington, John David	WR	5-9	208	7/28/84	1	Morehouse	Toluca Lake, CA
8	White, Markee	WR	6-6	210	10/4/83	R	Texas State-San Marcos	Long Beach, CA
63	Willis, Ryan	DE	6-3	265	10/5/83	R	LSU	New Orleans, LA

\*A "1" is a player who has not been on a regular season roster for at least three games, or has spent time in another professional football league.




### RAMS' OPPONENTS THROUGH 2009

2007		2008	
HOME	AWAY	HOME	AWAY
Arizona	Arizona	Arizona	Arizona
San Francisco	San Francisco	San Francisco	San Francisco
Seattle	Seattle	Seattle	Seattle
Atlanta	New Orleans	Dallas	Philadelphia
Carolina	Tampa Bay	New York Giants	Washington
Cleveland	Baltimore	Buffalo	New England
Pittsburgh	Cincinnati	Miami	New York Jets
Green Bay	Dallas	NFC North	NFC South
2009			
HOME	AWAY		
Arizona	Arizona		
San Francisco	San Francisco		
Seattle	Seattle		
Green Bay	Chicago		
Minnesota	Detroit		
Houston	Jacksonville		
Indianapolis	Tennessee		
NFC South	NFC East		

# 2007 ROSTER

No.	Player	Pos.	Ht.	Wt.	Birthdate	NFL Year	College	High School Hometown
94	Adeyanju, Victor	DE	6-4	280	2/11/83	2	Indiana	Chicago, IL
32	Alexis, Rich	RB	6-0	234	5/6/81	3	Washington	Coral Springs, FL
57	Alston, Jon	LB	6-0	224	6/4/83	2	Stanford	Shreveport, LA
49	Anelli, Mark	TE	6-3	265	6/5/79	2	Wisconsin	Addison, IL
21	Atogwe, Oshiomogho	S	5-11	210	6/23/81	3	Stanford	Windsor, Ont. (CAN)
16	Barrett, Lamart	WR	6-0	191	8/9/83	R	North Carolina State	Miami Springs, FL
70	Barron, Alex	T	6-7	315	9/28/82	3	Florida State	Orangeburg, SC
24	Bartell, Ron	CB	6-1	205	2/22/82	3	Howard	Detroit, MI
83	Bennett, Drew	WR	6-5	206	8/26/78	7	UCLA	Orinda, CA
3	Berlin, Brock	QB	6-1	215	7/4/81	1	Miami (FL)	Shreveport, LA
34	Brown, Fakhir	CB	5-11	195	9/21/77	8	Grambling	Mansfield, LA
80	Bruce, Isaac	WR	6-0	188	11/10/72	14	Memphis State	Fort Lauderdale, FL
47	Buches, Steve	TE	6-3	251	3/8/84	R	Pittsburgh	Pittsburgh, PA
10	Bulger, Marc	QB	6-3	212	4/5/77	7	West Virginia	Pittsburgh, PA
86	Byrd, Dominique	TE	6-2	254	2/7/84	2	USC	Golden Valley, MN
4	Capshaw, Fred	P	5-11	183	12/27/79	1	Miami (FL)	Rock Springs, WY
90	Carrier, Adam	DL	6-6	308	5/6/84	R	Nebraska	Kennewick, WA
42	Carter, Jerome	S	5-11	219	10/25/82	3	Florida State	Lake City, FL
25	Chavous, Corey	S	6-1	208	1/5/76	10	Vanderbilt	Aiken, SC
54	Chillar, Brandon	LB	6-3	242	10/21/82	4	UCLA	Carlsbad, CA
53	Culberson, Quinton	LB	6-1	236	10/21/85	R	Mississippi State	Jackson, MS
52	Draft, Chris	LB	5-11	236	2/26/76	9	Stanford	Placentia, CA
38	Dukes, Jeffery	S	6-1	204	4/24/85	R	Alabama	Oxford, MS
11	Fitzpatrick, Ryan	QB	6-2	225	11/24/82	3	Harvard	Gilbert, AZ
12	Ferotte, Gus	QB	6-3	233	7/31/71	14	Tulsa	Ford City, PA
62	Fry, Dustin	C	6-3	314	10/3/83	R	Clemson	Summerville, SC
97	Glover, La'Ro	DT	6-2	290	7/4/74	12	San Diego State	San Diego, CA
72	Goldberg, Adam	G	6-7	318	8/12/80	5	Wyoming	Edina, MN
15	Hagens, Marques	WR	5-10	205	12/29/82	1	Virginia	Hampton, VA
82	Hall, Dante	WR	5-8	187	9/20/78	8	Texas A&M	Houston, TX
96	Hall, James	DE	6-2	280	2/4/77	8	Michigan	New Orleans, LA
33	Harris, Kay-Jay	RB	6-0	240	3/27/79	2	West Virginia	Tampa, FL
44	Hedgecock, Madison	RB	6-3	266	8/27/81	3	North Carolina	Wallburg, NC
26	Hill, Tye	CB	5-10	185	6/3/82	2	Clemson	St. George, SC
81	Holt, Torry	WR	6-0	190	6/5/76	9	North Carolina State	Greensboro, NC
68	Incognito, Richie	G	6-3	330	7/5/83	3	Nebraska	Glendale, AZ
98	Jackson, Keith	DT	6-0	315	2/25/85	R	Arkansas	Little Rock, AR
39	Jackson, Steven	RB	6-2	231	7/22/83	4	Oregon State	Las Vegas, NV
35	Johnson, Todd	S	6-1	202	12/18/78	5	Florida	Sarasota, FL
93	Johnson, Trevor	DE	6-4	270	2/26/81	4	Nebraska	Lincoln, NE
5	Jones, Donnie	P	6-3	222	7/5/80	4	LSU	Baton Rouge, LA
43	Kirkland, Andre	S	6-0	200	10/2/84	R	Kent State	Upper Marlboro, MD
88	Klopfenstein, Joe	TE	6-5	262	11/9/83	2	Colorado	Aurora, CO
48	Lau, Brad	RB	6-0	240	4/17/81	R	Boise State	Boise, ID
20	Lay, Josh	CB	6-1	197	9/8/82	1	Pittsburgh	Valley Forge, PA
23	Leonard, Brian	RB	6-1	226	2/3/84	R	Rutgers	Gouverneur, NY
91	Little, Leonard	DE	6-3	263	10/19/74	10	Tennessee	Asheville, NC
89	Looker, Dane	WR	6-0	194	5/5/76	7	Washington	Puyallup, WA
2	Lovell, Kevin	K	5-9	155	4/14/84	R	Cincinnati	Manhattan Beach, CA
45	Massey, Chris	LS	6-0	245	8/21/79	6	Marshall	Chesapeake, WV
67	McCollum, Andy	C	6-4	300	6/2/70	14	Toledo	Richfield, OH
59	McGarigle, Tim	LB	6-0	240	10/25/83	1	Northwestern	Chicago, IL
55	McLee, Kevin	LB	6-0	236	11/24/83	R	West Virginia	Uniontown, PA
84	McMichael, Randy	TE	6-3	255	6/28/79	6	Georgia	Fort Valley, GA
71	Messner, Chris	T	6-6	282	10/9/83	R	Oklahoma	Frederick, OK
22	Minor, Travis	RB	5-10	203	6/30/79	7	Florida State	Baton Rouge, LA
92	Moore, Eric	DE	6-4	270	2/28/81	3	Florida State	Paohoke, FL
18	Morton, Nate	WR	6-2	210	9/2/82	R	Wake Forest	Harlingen, TX
76	Pace, Orlando	T	6-7	325	11/4/75	11	Ohio State	Sandusky, OH
64	Parquet, Jeremy	T	6-6	321	4/11/82	3	Southern Mississippi	Destrehan, LA
64	Pettway, Alton	DE	6-1	272	1/25/84	R	Albany State (GA)	Bay Minette, AL
61	Raiola, Donovan	C	6-2	293	12/13/82	1	Wisconsin	Honolulu, HI
65	Romberg, Brett	C	6-2	298	10/10/79	4	Miami (FL)	Windsor, Ont. (CAN)
31	Rumph, Mike	CB	6-2	206	11/8/79	6	Miami (FL)	Delray Beach, FL
95	Ryan, Clifton	DT	6-3	310	2/18/84	R	Michigan State	Saginaw, MI
71	Sandidge, Tim	DT	6-1	300	6/12/83	1	Virginia Tech	Madison Heights, VA
66	Selterstrom, Mark	G	6-4	314	3/3/84	2	Minnesota	Northfield, MN
69	Shackleford, Ken	T	6-5	330	2/2/85	R	Georgia	Villa Rica, GA
56	Smith, Raonall	LB	6-2	245	10/22/78	6	Washington State	Gig Harbor, WA
13	Smith, Shaine	WR	6-2	189	12/25/83	R	Hofstra	Jamaica, NY
19	Stanley, Derek	WR	5-11	170	8/27/85	R	Wisconsin-Whitewater	Verona, WI
79	Steussie, Todd	T	6-6	310	12/1/70	14	California	Agoura, CA
77	Strojny, Drew	T	6-7	311	6/30/81	1	Duke	Westwood, MA
75	Terrell, Claude	G	6-2	330	4/20/82	3	New Mexico	LaMarque, TX
17	Thompson, Dominique	WR	5-11	205	12/28/82	2	William & Mary	Durham, NC
50	Tinoisamao, Pisa	LB	6-1	240	7/15/81	5	Hawaii	Vista, CA
41	Vinnett, Darius	CB	5-8	170	9/30/84	R	Arkansas	Destrehan, LA
37	Wade, Jonathan	CB	5-10	195	3/27/84	R	Tennessee	Shreveport, LA
87	Walker, Aaron	TE	6-6	270	3/14/80	5	Florida	Titusville, FL
27	Walls, Lenny	CB	6-4	197	9/26/79	6	Boston College	San Francisco, CA
6	Washington, John David	RB	5-9	208	7/28/84	1	Morehouse	Toluca Lake, CA
8	White, Markee	WR	6-6	198	10/4/83	R	Texas State-San Marcos	Long Beach, CA
14	Wilkins, Jeff	K	6-2	205	4/19/72	14	Youngstown State	Austintown, OH
63	Willis, Ryan	DE	6-3	265	10/5/83	R	LSU	New Orleans, LA
51	Witherspoon, Will	LB	6-1	240	8/19/80	6	Georgia	Panama City, FL
99	Wroten, Claude	DT	6-2	295	9/16/83	2	LSU	Bastrop, LA



2006 SEASON



# 2006 SEASON GAME SUMMARIES



## Game 1 RAMS 18, Denver Broncos 10

Edward Jones Dome

September 10, 2006

Indoors, 75 Degrees



The Rams opened the 2006 season with an 18-10 win over the Denver Broncos. K Jeff Wilkins made six field goals, the most in franchise history, breaking Bob Waterfield's 1951 record of five in one game. He also tied a career-high and tied for the second-most field goals in one game in NFL history. Wilkins became the first player in Rams' history to surpass the 1,000-point mark by scoring all 18 points in the game, increasing his total points to 1,013. WR Isaac Bruce passed Jimmy Smith (12,287) for 11th on the NFL's all-time receiving yards list with 64 yards receiving (12,342). Bruce made five receptions, totaling 818 for his career, passing Henry Ellard (814) and Shannon Sharpe (815) for 12th place on the NFL's all-time receptions list. The Rams defense limited the Broncos' offense, forcing two fumbles and three interceptions, and holding them to 98 passing yards. DE Leonard Little recorded his 13th career multi-sack game (2.0), with CB Fakhir Brown and DE Anthony Hargrove each recording one. QB Marc Bulger also made 18 completions, putting him over the 1,000-completion mark for his career with 1,005.

RAMS	3	9	6	3	18
Denver	0	7	0	3	14

RAMS - FG Wilkins 26  
 RAMS - FG Wilkins 28  
 RAMS - FG Wilkins 29  
 RAMS - FG Wilkins 51  
 DEN - M. Bell 1-yard run (Elam kick)  
 RAMS - FG Wilkins 48  
 DEN - FG Elam 49  
 RAMS - FG Wilkins 24  
 PAID ATT — 65,577

### RAMS BRONCOS

First Downs	16	17
Rushing	6	9
Passing	9	9
Penalty	1	6
Third Down Efficiency	3-15-20%	5-12-42%
Fourth Down Efficiency	0-0-0%	1-1-100%
Total Net Yards	320	259
Total Offensive Plays	65	55
Avg. Gain Per Play	4.9	4.7
Rushes-Yards	28-125	25-161
Avg. Gain Per Rush	4.5	6.4
Net Passing Yards	195	98
Att-Comp-Int	34-18-0	26-13-3
Avg. Gain Per Pass	5.3	3.3
Sacks Allowed-Yards	3-22	4-40
Punts-Avg	3-50.0	4-42.5
Penalties-Yards	10-94	4-30
Fumbles-Lost	0-0	2-2
Time of Possession	32:49	27:11

### RAMS STARTERS

WR	Holt	LE	Little
LT	Pace	UT	Glover
LG	Incognito	NT	Kennedy
C	McCollum	RE	Hargrove
RG	Timmerman	SLB	Chillar
RT	Barron	MLB	Witherspoon
TE	Klopfenstein	WLB	Tinoisamoa
WR	Bruce	LCB	Tr. Fisher
QB	Bulger	RCB	Brown
FB	P. Smith	FS	Atogwe
RB	Jackson	SS	Chavous

### SACKS

RAMS: Little 2-17, Brown 1-10, Glover, 0.5-6.5, Hargrove 0.5-6.5  
 Broncos: Ekuban 1-9, Lang 1-7, Chukwurah 1-6

### TACKLES

RAMS: Atogwe-9, Glover-9, Witherspoon-9, Little-5, Tinoisamoa-5, Brown-4, Chavous-4, Chillar-4, A. Hargrove-4

### RUSHING

RAMS	Att	Yds	Avg	LG	TD
Steven Jackson	22	121	5.5	37	0
Tony Fisher	3	7	2.3	4	0
Marc Bulger	3	-3	-1.0	-1	0
Broncos	Att	Yds	Avg	LG	TD
Mike Bell	15	103	6.9	39	0
Tatum Bell	10	58	5.8	36	1

### RECEIVING

RAMS	No	Yds	Avg	LG	TD
Torry Holt	7	80	11.4	23	0
Isaac Bruce	5	64	12.8	34	0
Steven Jackson	4	19	4.8	10	0
Tony Fisher	2	54	27.0	49	0
Broncos	No	Yds	Avg	LG	TD
Mike Bell	4	30	7.5	14	0
Javon Walker	3	41	13.7	18	0
Rod Smith	3	34	11.3	19	0
Stephen Alexander	2	24	12.0	19	0
Tony Scheffler	1	9	9.0	9	0

### INTERCEPTIONS

RAMS	No	Yds	Avg	LG	TD
Fakhir Brown	1	20	20.0	20	0
Corey Chavous	1	17	17.0	17	0
Tye Hill	1	14	14.0	14	0
Broncos	No	Yds	Avg	LG	TD
None					

### PUNTING

RAMS	No	Yds	Avg	Net	TB/120	LG
Matt Turk	3	150	50.0	42.3	1/1	59
Broncos	No	Yds	Avg	Net	TB/120	LG
Paul Ernster	4	170	42.5	37.5	1/0	46

### PUNT RETURNS

RAMS	No	Yds	Avg	FC	LG	TD
Shaun McDonald	1	0	0.0	2	0	0
Broncos	No	Yds	Avg	FC	LG	TD
Darrent Williams	1	3	3.0	1	3	0

### KICKOFF RETURNS

RAMS	No	Yds	Avg	FC	LG	TD
J.R. Reed	2	51	25.5	0	29	0
Broncos	No	Yds	Avg	FC	LG	TD
Mike Bell	2	40	20.0	0	21	0
David Kircus	2	38	19.0	0	20	0

### PASSING

RAMS	Att	Cmp	Pct	Yds	Sk/Yd	TD	LG	IN	Passer Rating
Marc Bulger	34	18	52.9	217	3/22	0	49	0	72.8
Broncos	Att	Cmp	Pct	Yds	Sk/Yd	TD	LG	IN	Passer Rating
Jake Plummer	26	13	50.0	138	4/40	0	19	3	26.3



# Game 2 San Francisco 49ers 20, RAMS 13

Monster Park

September 17, 2006

68 degrees



The Rams suffered their first loss of the season to their NFC West rival, the San Francisco 49ers, 20-13. WR Isaac Bruce made five receptions, totaling 823 for his career, passing Steve Largent (819) for 11th place on the NFL's all-time receptions list. WR Torry Holt extended his streak of consecutive games with a reception to 107, which is the longest streak in franchise history. G Adam Timmerman extended his streak of 174 consecutive games played, and K Jeff Wilkins extended his streak of consecutive PATs made to 312, the second-longest in NFL history. San Francisco took an early 3-0 lead in the first quarter, but the Rams answered with a field goal to even the score. QB Marc Bulger connected with Holt for a 3-yard touchdown pass late in the second quarter to put the Rams on top 10-3 at halftime. The 49ers came out strong in the third quarter, scoring two touchdowns, to give them a 17-10 lead. Wilkins' 40-yard field goal in the fourth quarter brought the Rams to within four, but the 49ers were able answer with a field goal late in the quarter for the final margin.

49ers	3	0	14	3	20
RAMS	0	10	0	3	13

SF - FG Nedley 32  
 RAMS - FG Wilkins 49  
 RAMS - Holt 3-yard pass from Bulger (Wilkins kick)  
 SF - Gore 32-yard run (Nedley kick)  
 SF - Bryant 72-yd pass from Smith (Nedley kick)  
 RAMS - FG Wilkins 40  
 SF - FG Nedley 20  
 PAID ATT --- 67,791

	RAMS	49ERS
First Downs	17	14
Rushing	5	5
Passing	11	9
Penalty	1	0
Third Down Efficiency	7-17 41%	4-12 33%
Fourth Down Efficiency	1-1 100%	0-0 0%
Total Net Yards	265	360
Total Offensive Plays	68	55
Avg. Gain Per Play	3.9	6.5
Rushes-Yards	26-118	33-127
Avg. Gain Per Rush	4.2	3.8
Net Passing Yards	147	233
Att-Comp-Int	34-19-0	22-11-0
Avg. Gain Per Pass	3.7	10.6
Sacks Allowed-Yards	6-38	0-0
Punts-Avg	5-43.2	4-45.0
Penalties-Yards	6-40	2-20
Fumbles-Lost	1-1	1-1
Time of Possession	34:37	25:23

### RAMS STARTERS

WR Holt	LE Little
LT Pace	NT Glover
LG Steussie	DT Kennedy
C Incognito	RE Hargrove
RG Timmerman	SLB Chillar
RT Barron	MLB Witherspoon
TE Klopfenstein	WLB Tinoisamoa
WR Bruce	LCB Tr. Fisher
QB Bulger	RCB Brown
FB P. Smith	SS Atogwe
RB Jackson	FS Chavous

### SACKS

RAMS: None  
 49ers: Lawson 2-14, Williams 2-19, Young 1-0, Douglas 1-5

### TACKLES

RAMS: Witherspoon-13, Chavous-6, Atogwe-5, Brown-4, Chillar-4, Little-4, Tinoisamoa-4, Tr. Fisher-3, Fisk-3

RUSHING						
RAMS	Att	Yds	Avg	LG	TD	
Steven Jackson	22	103	4.7	14	0	
Stephen Davis	5	16	3.2	6	0	
Marc Bulger	1	-1	-1.0	-1	0	
49ers	Att	Yds	Avg	LG	TD	
Frank Gore	29	127	4.4	32	1	
Michael Robinson	1	1	1.0	1	0	
Alex Smith	3	-1	-0.3	1	0	

RECEIVING						
RAMS	No	Yds	Avg	LG	TD	
Isaac Bruce	5	77	15.4	24	0	
Torry Holt	5	30	6.0	16	1	
Kevin Curtis	3	13	4.3	6	0	
Joe Klopfenstein	2	34	17.0	23	0	
Steven Jackson	2	21	10.5	19	0	
Shaun McDonald	1	8	8.0	8	0	
Stephen Davis	1	2	2.0	2	0	
49ers	No	Yds	Avg	LG	TD	
Antonio Bryant	4	131	32.8	72	1	
Amaz Battle	3	78	26.0	56	0	
Frank Gore	2	10	5.0	13	0	
Bryan Glimore	1	14	14.0	14	0	
Chris Hetherington	1	0	0.0	0	0	

### INTERCEPTIONS

RAMS	No	Yds	Avg	LG	TD
None					
49ers	No	Yds	Avg	LG	TD
None					

### PUNTING

RAMS	No	Yds	Avg	Net	TB/120	LG
Matt Turk	5	216	43.2	41.8	0/2	53
49ers	No	Yds	Avg	Net	TB/120	LG
Andy Lee	4	180	45.0	37.5	0/2	54

### PUNT RETURNS

RAMS	No	Yds	Avg	FC	LG	TD
Shaun McDonald	1	30	30.0	2	30	0
49ers	No	Yds	Avg	FC	LG	TD
Amaz Battle	1	7	7.0	4	7	0

### KICKOFF RETURNS

RAMS	No	Yds	Avg	FC	LG	TD
J.R. Reed	4	98	24.5	0	40	0
Kevin Curtis	1	21	21.0	0	21	0
49ers	No	Yds	Avg	FC	LG	TD
Maurice Hicks	2	78	39.0	0	59	0
Michael Robinson	1	19	19.0	0	19	0

### PASSING

RAMS	Att	Cmp	Pct	Yds	Sk/Yd	TD	LG	IN	Passer Rating
Marc Bulger	34	19	55.8	185	6/38	1	24	0	81.1
49ers	Att	Cmp	Pct	Yds	Sk/Yd	TD	LG	IN	Passer Rating
Alex Smith	22	11	50.0	233	0/0	1	72	0	103.0

2006 SEASON



# Game 3 RAMS 16, Arizona Cardinals 14

University of Phoenix Stadium September 24, 2006 Indoors, 76 Degrees



The Rams boosted their record to 2-1 by defeating their division rivals, the Arizona Cardinals, 16-14. WR Kevin Curtis made one reception, totaling 100 for his career. WR Torry Holt gained 120 receiving yards, marking his 40th 100-yard receiving game, the most in franchise history. The Rams' defense recorded three interceptions, with S Oshiomogho Atogwe, CB Fakhir Brown, and LB Dexter Coakley each recording one. The Cardinals took the lead with a touchdown in the first quarter, but K Jeff Wilkins' 26-yard field goal early in the second quarter brought the Rams to within four. An interception by Atogwe in the second quarter allowed QB Marc Bulger to connect with Holt for a 9-yard touchdown pass to put the Rams on top, 10-7. Another interception by Brown gave the Rams possession late in the second quarter, allowing Wilkins to put the Rams on top by six with a 47-yard field goal. Wilkins extended the Rams' lead in the third quarter with a 21-yard field goal, but the Cardinals came back in the fourth quarter with a touchdown to bring them to within two. After two turnovers by both Bulger and Cardinals' QB Kurt Warner at the end of the fourth quarter, the Rams were able to gain possession and hold off Arizona for the final margin.

RAMS	0	13	3	0	16
Cardinals	7	0	0	7	14

ARI - Fitzgerald 12-yard pass (Rackers kick)  
 RAMS - FG Wilkins 26  
 RAMS - Holt 9-yard pass (Wilkins kick)  
 RAMS - FG Wilkins 47  
 RAMS - FG Wilkins 21  
 ARI - James 6-yard run (Rackers kick)  
 PAID ATT — 63,278

	RAMS	CARDS
First Downs	18	20
Rushing	4	8
Passing	13	11
Penalty	1	1
Third Down Efficiency	6-13-46%	6-12-50%
Fourth Down Efficiency	0-1-0%	1-1-100%
Total Net Yards	364	347
Total Offensive Plays	60	57
Avg. Gain Per Play	6.1	6.1
Rushes-Yards	28-63	28-101
Avg. Gain Per Rush	2.3	3.6
Net Passing Yards	301	246
Att-Comp-Int	31-21-0	28-19-3
Avg. Gain Per Pass	9.4	8.5
Sacks Allowed-Yards	1-8	1-10
Punts-Avg	3-38.0	3-49.0
Penalties-Yards	5-25	5-52
Fumbles-Lost	4-2	1-1
Time of Possession	30:07	29:53

### RAMS STARTERS

WR	Holt	LE	Little
LT	Pace	UT	Glover
LG	Steussie	NT	Kennedy
C	Incognito	RE	Adeyanju
RG	Timmerman	SLB	Chillar
RT	Barron	MLB	Witherspoon
TE	Klopfenstein	WLB	Tinoisamoa
WR	Bruce	LCB	Tr. Fisher
QB	Bulger	RCB	Brown
TE	Walker	FS	Atogwe
RB	Jackson	SS	Chavous

### SACKS

RAMS: Green 0.5-5, Smith 0.5-5  
 Cardinals: Clancy 1-8

### TACKLES

RAMS: Chavous-9, Witherspoon-8, Adeyanju-7, Tr. Fisher-6, Atogwe-5, Carter-5, Green-5, Brown-4, Kennedy-4

### RUSHING

RAMS	Att	Yds	Avg	LG	TD
Steven Jackson	24	62	2.6	15	0
Tony Fisher	1	2	2.0	2	0
Marc Bulger	3	-1	-0.3	0	0

Cardinals	Att	Yds	Avg	LG	TD
Egdergin James	24	94	3.9	10	1
Kurt Warner	3	10	3.3	9	0
Bryant Johnson	1	-3	-3.0	-3	0

### RECEIVING

RAMS	No	Yds	Avg	LG	TD
Torry Holt	8	120	15.0	42	1
Isaac Bruce	3	79	26.3	45	0
Steven Jackson	3	59	19.7	26	0
Shaun McDonald	2	16	8.0	9	0
Tony Fisher	2	8	4.0	6	0
Aaron Walker	1	16	16.0	16	0
Kevin Curtis	1	7	7.0	7	0
Stephen Davis	1	4	4.0	4	0

Cardinals	No	Yds	Avg	LG	TD
Anquan Boldin	10	129	12.9	34	0
Larry Fitzgerald	6	65	10.8	16	1
Bryant Johnson	1	54	54.0	54	0
Egdergin James	1	5	5.0	5	0
Marcel Shipp	1	3	3.0	3	0

### INTERCEPTIONS

RAMS	No	Yds	Avg	LG	TD
Oshiomogho Atogwe	1	0	0.0	0	0
Fakhir Brown	1	0	0.0	0	0
Dexter Coakley	1	0	0.0	0	0

Cardinals	No	Yds	Avg	LG	TD
None	0	0	0.0	0	0

### PUNTING

RAMS	No	Yds	Avg	Net	TB/120	LG
Matt Turk	3	114	38.0	31.3	1/1	44

Cardinals	No	Yds	Avg	Net	TB/120	LG
Scott Player	3	147	49.0	37.7	1/1	57

### PUNT RETURNS

RAMS	No	Yds	Avg	FC	LG	TD
Shaun McDonald	2	14	7.0	0	14	0

Cardinals	No	Yds	Avg	FC	LG	TD
Troy Walters	0	0	0.0	1	0	0

### KICKOFF RETURNS

RAMS	No	Yds	Avg	FC	LG	TD
J.R. Reed	1	20	20.0	0	20	0

Cardinals	No	Yds	Avg	FC	LG	TD
J.J. Arrington	4	84	21.0	0	30	0

### PASSING

RAMS	Att	Cmp	Pct	Yds	Sk/Yd	TD	LG	IN	Passer Rating
Marc Bulger	31	21	67.7	309	1/8	1	45	0	110.8

Cardinals	Att	Cmp	Pct	Yds	Sk/Yd	TD	LG	IN	Passer Rating
Kurt Warner	28	19	67.8	256	1/10	1	54	3	69.0



# Game 4 RAMS 41, Detroit Lions 34

Edward Jones Dome

October 1, 2006

Indoors, 75 Degrees



The Rams continued their winning streak and extended their record to 3-1, defeating the Detroit Lions, 41-34. WR Isaac Bruce had seven receptions for 100 yards, totaling 833 receptions for his career, passing Larry Centers (827) for 10th on the NFL's all-time receptions list. Bruce's 100 receiving yards marked the 40th 100-yard receiving game of his career. WR Torry Holt had 102 receiving yards, totaling 9,819 for his career, passing Henry Ellard (9,761) for second place on the Rams' all-time receiving yards list, also passing Ellard (9,816) for third place on the Rams' all-time scrimmage yards list. Holt's touchdown gave him 342 total career points, passing Hall of Famer Elroy Hirsch (339) for 10th on the Rams' all-time scoring list. The Rams' defense had another solid outing, holding the Lions to 93 yards rushing, with two interceptions and one fumble recovery. The Rams jumped to an early lead, with two field goals and TE Joe Klopfenstein's first career touchdown, to put them on top 13-3 at the end of the first quarter. The Lions came out strong in the second quarter, scoring two touchdowns, but a field goal late in the quarter brought the Rams to within one at the half. Two touchdowns by Holt and RB Steven Jackson put the Rams back on top, 30-27, late in the third quarter. The Lions jumped ahead with a touchdown early in the fourth quarter, but a field goal

RAMS	13	3	14	11	41
Detroit	3	14	10	7	34

RAMS - FG Wilkins 42  
 RAMS - FG Wilkins 19  
 DET - FG Hanson 29  
 RAMS - Klopfenstein 16-yard pass (Wilkins kick)  
 DET - Furrey 1-yard pass (Hanson kick)  
 DET - Hanson 10-yard pass (Hanson kick)  
 RAMS - FG Wilkins 46  
 RAMS - Holt 16-yard pass (Wilkins kick)  
 DET - FG Hanson 20  
 DET - Jones 35-yard run (Hanson kick)  
 RAMS - Jackson 1-yard run (Wilkins kick)  
 DET - Jones 7-yard run (Hanson kick)  
 RAMS - FG Wilkins 47  
 RAMS - Bruce 5-yard pass (Bulger-Bruce pass)  
 PAID ATT — 65,563

	RAMS	LIONS
First Downs	23	22
Rushing	3	3
Passing	18	16
Penalty	2	2
Third Down Efficiency	4-13-31%	5-12-42%
Fourth Down Efficiency	0-0-0%	0-1-0%
Total Net Yards	427	370
Total Offensive Plays	70	66
Avg. Gain Per Play	6.1	5.6
Rushes-Yards	27-106	21-93
Avg. Gain Per Rush	3.9	4.4
Net Passing Yards	277	43-29-2
Att-Comp-Int	42-26-0	6-2
Avg. Gain Per Pass	7.5	6.2
Sacks Allowed-Yards	1-7	2-3
Punts-Avg	4-43.8	3-42.0
Penalties-Yards	8-66	4-70
Fumbles-Lost	0-0	1-1
Time of Possession	30:06	29:54

### RAMS STARTERS

WR Holt	LE Little
LT Steussie	UT Glover
LG Goldberg	NT Kennedy
C Incognito	RE Adeyanju
RG Timmerman	SLB Chillar
RT Barron	MLB Witherspoon
TE Klopfenstein	WLB Timoisamoa
WR Bruce	LCB Tr. Fisher
QB Bulger	RCB Brown
WR Curtis	FS Atogwe
RB Jackson	SS Chavous

### SACKS

RAMS: Little 1-2, Timoisamoa 1-1  
 Lions: Hall 1-7

### TACKLES

RAMS: Brown-10, Chavous-9, Witherspoon-9, Fisher-7, Timoisamoa-6, Adeyanju-4, Kennedy-4

### RUSHING

RAMS	Att	Yds	Avg	LG	TD
Steven Jackson	22	81	3.7	27	1
Stephen Davis	4	26	6.5	12	0
Marc Bulger	1	-1	-1.0	-1	0
Lions	Att	Yds	Avg	LG	TD
Kevin Jones	19	93	4.9	35	2
Jon Kitna	1	0	0.0	0	0
Shawn Bryson	1	0	0.0	0	0

### RECEIVING

RAMS	No	Yds	Avg	LG	TD
Isaac Bruce	7	100	14.3	33	1
Torry Holt	6	102	17.0	33	1
Steven Jackson	6	65	10.8	22	0
Kevin Curtis	2	25	12.5	15	0
Joe Klopfenstein	2	23	11.5	16	1
Tory Fisher	2	12	6.0	9	0
Madison Hedgecock	1	1	1.0	1	0
Lions	No	Yds	Avg	LG	TD
Roy Williams	9	139	15.4	28	0
Mike Furrey	8	82	10.3	22	2
Kevin Jones	5	4	0.8	8	0
Az-Zahir Hakim	3	21	7.0	9	0
Shawn Bryson	2	30	15.0	21	0
Marcus Pollard	1	2	2.0	2	0
Dan Campbell	1	2	2.0	2	0

### INTERCEPTIONS

RAMS	No	Yds	Avg	LG	TD
Oshiomogho Atogwe	1	1	1.0	1	0
Jerome Carter	1	3	3.0	3	0
Lions	No	Yds	Avg	LG	TD
None					

### PUNTING

RAMS	No	Yds	Avg	Net	TB/120	LG
Matt Turk	4	175	43.8	43.3	0/2	51
Lions	No	Yds	Avg	Net	TB/120	LG
Nick Harris	3	126	42.0	40.3	0/1	45

### PUNT RETURNS

RAMS	No	Yds	Avg	FC	LG	TD
Shaun McDonald	1	5	5.0	1	5	0
Lions	No	Yds	Avg	FC	LG	TD
Eddie Drummond	1	2	2.0	3	2	0

### KICKOFF RETURNS

RAMS	No	Yds	Avg	FC	LG	TD
J.R. Reed	4	74	18.5	0	24	0
Lions	No	Yds	Avg	FC	LG	TD
Eddie Drummond	6	210	35.0	0	65	0
Dre Bly	1	27	27.0	0	27	0

### PASSING

RAMS	Att	Cmp	Pct	Yds	Sk/Yd	TD	LG	IN	Passer Rating
Marc Bulger	42	26	61.9	328	1/7	3	33	0	110.0
Lions	Att	Cmp	Pct	Yds	Sk/Yd	TD	LG	IN	Passer Rating
Jon Kitna	43	29	67.4	280	2/3	2	28	2	81.5

2006 SEASON



# Game 5 RAMS 23, Green Bay Packers 20

Lambeau Field

October 8, 2006

69 Degrees



The Rams extended their winning streak for a third straight week by defeating the Green Bay Packers, 23-20, giving them their best season-opening record (4-1) since 2001. RB Steven Jackson passed Tom Wilson (2,130) and Charles White (2,133) for 17th on the Rams' all-time rushing list with 98 yards (2,184). G Adam Timmerman extended his streak of 177 consecutive games played, and WR Torry Holt extended his streak of consecutive games with a reception (109), the longest streak in franchise history. The Rams got out to an early 7-0 lead in the first quarter when QB Marc Bulger connected with Holt for a 6-yard touchdown pass. The Packers responded with a touchdown of their own at the end of the quarter to even the score. Green Bay took the lead in the second quarter with a field goal, but a 3-yard touchdown pass to WR Kevin Curtis put the Rams back on top, 14-10. A second field goal by the Packers in the end of the second quarter brought them to within one at the half. The Rams came out strong in the third quarter, holding the Packers scoreless, and extended the lead to 17-13 with a field goal by K Jeff Wilkins. Wilkins scored two field goals in the fourth quarter to put the Rams up 23-13. The Packers held on and scored a touchdown to bring them to within three. After DE Leonard Little sacked QB Brett Favre and forced him to fumble in the last seconds of the game, the Rams were able to gain possession and hold on for the final margin.

RAMS	7	7	3	6	23
Packers	7	6	0	7	20

RAMS - Holt 6-yard pass (Wilkins kick)  
 GB - Herron 1-yard run (Rayner kick)  
 GB - FG Rayner 27  
 RAMS - Curtis 3-yard pass (Wilkins kick)  
 GB - FG Rayner 32  
 RAMS - FG Wilkins 31  
 RAMS - FG Wilkins 26  
 RAMS - FG Wilkins 20  
 GB - Jennings 46-yard pass (Rayner kick)  
 PAID ATT --- 70,804

### RAMS PACKERS

First Downs	19	20
Rushing	6	6
Passing	12	10
Penalty	1	4
Third Down Efficiency	5-13-38%	9-16-56%
Fourth Down Efficiency	0-0-0%	0-0-0%
Total Net Yards	327	336
Total Offensive Plays	60	67
Avg. Gain Per Play	5.5	5.0
Rushes-Yards	30-118	26-121
Avg. Gain Per Rush	3.9	4.7
Net Passing Yards	209	215
Alt-Comp-Int	28-18-0	39-22-0
Avg. Gain Per Pass	7.0	5.2
Sacks Allowed-Yards	2-11	2-5
Punts-Avg	5-44.2	4-48.8
Penalties-Yards	10-78	4-41
Fumbles-Lost	0-0	2-2
Time of Possession	30:43	29:17

### RAMS STARTERS

WR Holt	LE Little
LT Pace	UT Glover
LG Steussie	NT Kennedy
C Incognito	RE Adeyanju
RG Timmerman	SLB Chillar
RT Barron	MLB Witherspoon
TE Klopfenstein	WLB Tinoisamoa
WR Bruce	LCB Tr. Fisher
QB Bulger	RCB Hill
FB Hedgecock	SS Chavous
RB Jackson	FS Atogwe

### SACKS

RAMS: Little 2-5  
 Packers: Gbaja-Biamila 0.5-2.5, Kampman 1-6, Montgomery 0.5-2.5

### TACKLES

RAMS: Chavous-8, Witherspoon-8, Tinoisamoa-7, Kennedy-6, Adeyanju-5, Carter-5

### PASSING

RAMS	Att	Cmp	Pct	Yds	Sk/Yd	TD	LG	IN	Passer Rating
Marc Bulger	28	18	64.2	220	2/11	2	40	0	112.2
Packers	Att	Cmp	Pct	Yds	Sk/Yd	TD	LG	IN	Passer Rating
Brett Favre	39	22	56.4	220	2/5	1	46t	0	81.1

### RUSHING

RAMS	Att	Yds	Avg	LG	TD
Steven Jackson	23	98	4.3	14	0
Marc Bulger	3	10	3.3	12	0
Kevin Curtis	1	6	6.0	6	0
Stephen Davis	3	4	1.3	2	0
Packers	Att	Yds	Avg	LG	TD
Noah Herron	20	106	5.3	19	1
Vernand Morency	6	15	2.5	7	0

### RECEIVING

RAMS	No	Yds	Avg	LG	TD
Torry Holt	3	40	13.3	22	1
Kevin Curtis	3	21	7.0	10	1
Steven Jackson	3	20	6.7	17	0
Tony Fisher	2	51	25.5	40	0
Shaun McDonald	2	30	15.0	21	0
Isaac Bruce	2	23	11.5	18	0
Joe Klopfenstein	1	24	24.0	24	0
Stephen Davis	1	10	10.0	10	0
Madison Hedgecock	1	1	1.0	1	0
Packers	No	Yds	Avg	LG	TD
Greg Jennings	5	105	21.0	46	1
Noah Herron	5	20	4.0	6	0
Koren Robinson	4	42	10.5	14	0
Donald Driver	3	24	8.0	11	0
Bubba Franks	2	16	8.0	9	0
Vernand Morency	2	9	4.5	5	0
David Martin	1	4	4.0	4	0

### INTERCEPTIONS

RAMS	No	Yds	Avg	LG	TD
None					
Packers	No	Yds	Avg	LG	TD
None					

### PUNTING

RAMS	No	Yds	Avg	Net	TB/100	LG
Matt Turk	5	221	44.2	36.0	1/1	55
Packers	No	Yds	Avg	Net	TB/100	LG
Jon Ryan	4	195	48.8	34.5	1/0	66

### PUNT RETURNS

RAMS	No	Yds	Avg	FC	LG	TD
Shaun McDonald	2	28	14.0	0	28	0
Dane Looker	1	9	9.0	0	9	0
Packers	No	Yds	Avg	FC	LG	TD
Charles Woodson	2	21	10.5	0	12	0

### KICKOFF RETURNS

RAMS	No	Yds	Avg	FC	LG	TD
J.R. Reed	3	40	13.3	0	23	0
Packers	No	Yds	Avg	FC	LG	TD
Koren Robinson	2	40	20.0	0	22	0
William Henderson	1	4	4.0	0	4	0



# Game 6 Seattle Seahawks 30, RAMS 28

Edward Jones Dome

October 15, 2006

Indoors, 75 Degrees



In an intense battle to maintain the NFC West lead, the Rams lost their second game of the season to the Seattle Seahawks, 30-28, dropping their record to 4-2. WR Torry Holt had eight receptions for 154 yards, totaling 10,013 for his career, surpassing the 10,000 career receiving yards mark. Holt made a career-high three touchdown receptions, also giving him 366 career points, passing Hall of Famer Eric Dickerson (348) for ninth place on the Rams' all-time scoring list. QB Marc Bulger made 26 completions for 360 yards. His streak of 249 consecutive pass attempts without an interception, the sixth longest streak in NFL history, ended with an interception by Seattle LB Lofa Tatupu in the fourth quarter. The Rams went into halftime with a 21-7 lead over the Seahawks, but Seattle bounced back in the second half to take a 27-21 lead in the fourth quarter. A fumble recovery by NT Jimmy Kennedy gave the Rams possession with three minutes left on the clock, and allowed the Rams to regain the lead (28-27) after Bulger connected with Holt for a career-long 67-yard touchdown pass. With four seconds remaining in the game, Seattle booted a 54-yard field goal to put them up 30-28 for the win.

RAMS	7	14	0	7	28
Seahawks	7	0	7	16	30

RAMS - Holt 9-yard pass (Wilkins kick)  
 SEA - Branch 14-yard pass (Brown kick)  
 RAMS - Jackson 2-yard run (Wilkins kick)  
 RAMS - Holt 10-yard pass (Wilkins kick)  
 SEA - Jackson 42-yard pass (Brown kick)  
 SEA - FG Brown 49  
 SEA - Branch 19-yard pass (Brown kick)  
 SEA - FG Brown 49  
 RAMS - Holt 67-yard pass (Wilkins kick)  
 SEA - FG Brown 54  
 PAID ATT — 65,592

### RAMS 'HAWKS

First Downs	21	20
Rushing	5	6
Passing	14	12
Penalty	2	2
Third Down Efficiency	8-15-53%	9-17-53%
Fourth Down Efficiency	0-0-0%	0-0-0%
Total Net Yards	368	364
Total Offensive Plays	67	66
Avg. Gain Per Play	5.5	5.5
Rushes-Yards	22-59	28-125
Avg. Gain Per Rush	2.7	4.5
Net Passing Yards	309	239
Att-Comp-Int	39-26-1	34-19-0
Avg. Gain Per Pass	6.9	6.3
Sacks Allowed-Yards	6-51	4-29
Punts-Avg	5-37.4	4-39.5
Penalties-Yards	6-72	10-65
Fumbles-Lost	1-1	1-1
Time of Possession	32:05	27:55

### RAMS STARTERS

WR Holt	LE Little
LT Pace	UT Glover
LG Steussie	NT Kennedy
C Incognito	RE Adeyanju
RG Timmerman	SLB Chillar
RT Barron	MLB Witherspoon
TE Klopfenstein	WLB Tinoisamoa
TE Walker	LCB Tr. Fisher
QB Bulger	RCB Hill
FB Hedgecock	SS Chavous
RB Jackson	FS Alogwe

### SACKS

RAMS: Adeyanju 1-8, Chillar 1-7, Glover 1-6, Tinoisamoa 1-8  
 Seahawks: Fisher 2-20, Peterson 2-13, Hamlin 1-7, Bernard 0.5-5.5, Tubbs 0.5-5.5

### TACKLES

RAMS: Witherspoon-13, Chavous-6, Little-6, Tinoisamoa-6, Alogwe-4, Glover-4, Kennedy-4

<b>RAMS</b>		<b>RUSHING</b>				
Steven Jackson	20	56	2.8	9	1	
Madison Hedgecock	1	2	2.0	2	0	
Tony Fisher	1	1	1.0	1	0	
<b>Seahawks</b>		<b>Att</b>	<b>Yds</b>	<b>Avg</b>	<b>LG</b>	<b>TD</b>
Maurice Morris	23	74	3.2	21	0	
Matt Hasselbeck	2	22	11.0	17	0	
Deion Branch	1	19	19.0	19	0	
Mack Strong	2	10	5.0	9	0	

### RECEIVING

<b>RAMS</b>		<b>No</b>	<b>Yds</b>	<b>Avg</b>	<b>LG</b>	<b>TD</b>
Torry Holt	8	154	19.3	67	3	
Steven Jackson	7	40	5.7	8	0	
Isaac Bruce	5	45	9.0	16	0	
Kevin Curtis	2	52	26.0	39	0	
Joe Klopfenstein	2	37	18.5	28	0	
Shaun McDonald	1	28	28.0	28	0	
Tony Fisher	1	4	4.0	4	0	
<b>Seahawks</b>		<b>No</b>	<b>Yds</b>	<b>Avg</b>	<b>LG</b>	<b>TD</b>
Deion Branch	6	76	12.7	19	2	
Darrell Jackson	4	94	23.5	42	1	
D.J. Hackett	3	66	22.0	37	0	
Itula Mili	2	18	9.0	11	0	
Mack Strong	2	8	4.0	5	0	
Maurice Morris	2	6	3.0	7	0	

### INTERCEPTIONS

<b>RAMS</b>		<b>No</b>	<b>Yds</b>	<b>Avg</b>	<b>LG</b>	<b>TD</b>
None						
<b>Seahawks</b>		<b>No</b>	<b>Yds</b>	<b>Avg</b>	<b>LG</b>	<b>TD</b>
Lofa Tatupu	1	19	19.0	19	0	

### PUNTING

<b>RAMS</b>		<b>No</b>	<b>Yds</b>	<b>Avg</b>	<b>Net</b>	<b>TB/20</b>	<b>LG</b>
Matt Turk	5	187	37.4	35.0	0/3	55	
<b>Seahawks</b>		<b>No</b>	<b>Yds</b>	<b>Avg</b>	<b>Net</b>	<b>TB/20</b>	<b>LG</b>
Ryan Plackemeier	4	158	39.5	34.8	0/1	57	

### PUNT RETURNS

<b>RAMS</b>		<b>No</b>	<b>Yds</b>	<b>Avg</b>	<b>FC</b>	<b>LG</b>	<b>TD</b>
Dane Looker	2	19	9.5	0	10	0	
Shaun McDonald	0	0	0.0	1	0	0	

<b>Seahawks</b>		<b>No</b>	<b>Yds</b>	<b>Avg</b>	<b>FC</b>	<b>LG</b>	<b>TD</b>
Nate Burleson	1	7	7.0	1	7	0	
Jimmy Williams	1	5	5.0	1	5	0	

### KICKOFF RETURNS

<b>RAMS</b>		<b>No</b>	<b>Yds</b>	<b>Avg</b>	<b>FC</b>	<b>LG</b>	<b>TD</b>
Kevin Curtis	4	88	22.0	0	25	0	
<b>Seahawks</b>		<b>No</b>	<b>Yds</b>	<b>Avg</b>	<b>FC</b>	<b>LG</b>	<b>TD</b>
Willie Ponder	5	107	21.4	0	36	0	

### PASSING

<b>RAMS</b>		<b>Att</b>	<b>Cmp</b>	<b>Pct</b>	<b>Yds</b>	<b>Sk/Yd</b>	<b>TD</b>	<b>LG</b>	<b>IN</b>	<b>Passer Rating</b>
Marc Bulger	39	26	66.6	360	6/51	3	67i	1		111.1
<b>Seahawks</b>		<b>Att</b>	<b>Cmp</b>	<b>Pct</b>	<b>Yds</b>	<b>Sk/Yd</b>	<b>TD</b>	<b>LG</b>	<b>IN</b>	<b>Passer Rating</b>
Matt Hasselbeck	34	19	55.8	268	4/29	3	42t	0		110.9

2006 SEASON



# Game 7 San Diego Chargers 38, RAMS 24

Qualcomm Stadium

October 29, 2006

72 Degrees



In the Rams' first game in San Diego since 1994, they weren't able to stop the Chargers, and dropped their second straight game, 38-24. WR Isaac Bruce (12,771) had 105 receiving yards to pass WR Art Monk (12,721) for 10th place on the NFL's all-time receiving yards list. WR Shaun McDonald made one reception for a 7-yard touchdown, totaling 100 receptions for his career. The Chargers got on the board early with two first quarter touchdowns by RB LaDainian Tomlinson. The Rams held the Chargers scoreless in the second quarter, and a 3-yard touchdown by RB Steven Jackson brought the Rams to within seven at the half (14-7). San Diego extended their lead to 21-7 with a touchdown early in the third quarter. The Rams answered with a 34-yard field goal by K Jeff Wilkins, but the Chargers scored a field goal of their own to put them up 24-10. Although QB Marc Bulger connected with WR Shaun McDonald and WR Kevin Curtis for two touchdowns in the fourth quarter, the Chargers didn't let up, and scored two touchdowns of their own for the final score.

RAMS	0	7	3	14	24
Chargers	14	0	10	14	38

SD - Tomlinson 2-yard run (Kaeding kick)  
 SD - Tomlinson 38-yard run (Kaeding kick)  
 RAMS - Jackson 3-yard run (Wilkins kick)  
 SD - McCree 79-yard fumble return (Kaeding kick)  
 RAMS - FG Wilkins 34  
 SD - FG Kaeding 31  
 SD - Turner 14-yard run (Kaeding kick)  
 RAMS - McDonald 7-yard pass (Wilkins kick)  
 SD - Tomlinson 25-yard pass (Kaeding kick)  
 RAMS - Curtis 6-yard pass (Wilkins kick)  
 PAID ATT — 66,598

### RAMS CHARGERS

First Downs	23	21
Rushing	5	10
Passing	17	11
Penalty	1	0
Third Down Efficiency	5-12-42%	7-13-54%
Fourth Down Efficiency	1-1-100%	0-1-0%
Total Net Yards	412	419
Total Offensive Plays	64	59
Avg. Gain Per Play	6.4	7.1
Rushes-Yards	21-101	35-216
Avg. Gain Per Rush	4.8	6.2
Net Passing Yards	311	203
Att-Comp-Int	40-27-0	23-15-0
Avg. Gain Per Pass	7.2	8.5
Sacks Allowed-Yards	3-16	1-3
Punts-Avg	5-40.8	3-43.3
Penalties-Yards	4-20	3-43
Fumbles-Lost	3-1	0-0
Time of Possession	29:06	30:54

### RAMS STARTERS

WR Holt	LE Little
LT Pace	UT Glover
LG Steussie	NT Kennedy
C Incognito	RE Adeyanju
RG Timmerman	SLB Chillar
RT Barron	MLB Witherspoon
TE Klopfenstein	WLB Coakley
WR Bruce	LCB Tr. Fisher
QB Bulger	RCB Hill
FB Hedgecock	SS Chavous
RB Jackson	FS Atogwe

### SACKS

RAMS: Chavous 1-3  
 Chargers: Merriman 3-16

### TACKLES

RAMS: Witherspoon-13, Chillar-8, Chavous-6, Coakley-6, Little-5

RAMS	Att	Cmp	Pct	Yds	SK/Yd	TD	LG	IN	Passer Rating
Marc Bulger	40	27	67.5	327	3/16	2	44	0	109.1
Chargers	Att	Cmp	Pct	Yds	SK/Yd	TD	LG	IN	Passer Rating
Philip Rivers	23	15	65.2	206	1/3	1	27	0	108.2

### RUSHING

RAMS	Att	Yds	Avg	LG	TD
Steven Jackson	18	84	4.7	12	1
Stephen Davis	2	18	9.0	14	0
Tony Fisher	1	-1	-1.0	-1	0
Chargers	Att	Yds	Avg	LG	TD
LaDainian Tomlinson	25	183	7.3	51	2
Michael Turner	5	28	5.6	14	1
Philip Rivers	4	4	1.0	7	0
Eric Parker	1	1	1.0	1	0

### RECEIVING

RAMS	No	Yds	Avg	LG	TD
Kevin Curtis	7	79	11.3	22	1
Isaac Bruce	5	105	21.0	44	0
Torry Holt	5	48	9.6	20	0
Tony Fisher	5	30	6.0	10	0
Steven Jackson	3	55	18.3	28	0
Shaun McDonald	1	7	7.0	7	1
Joe Klopfenstein	1	3	3.0	3	0
Chargers	No	Yds	Avg	LG	TD
Antonio Gates	5	66	13.2	27	0
Eric Parker	4	56	14.0	22	0
LaDainian Tomlinson	3	57	19.0	26	1
Keenan McCardell	2	22	11.0	11	0
Malcolm Floyd	1	5	5.0	5	0

### INTERCEPTIONS

RAMS	No	Yds	Avg	LG	TD
None					
Chargers	No	Yds	Avg	LG	TD
None					

### PUNTING

RAMS	No	Yds	Avg	Net	TB/120	LG
Matt Turk	5	204	40.8	37.2	0/2	45
Chargers	No	Yds	Avg	Net	TB/120	LG
Mike Scifres	3	130	43.3	43.3	0/3	55

### PUNT RETURNS

RAMS	No	Yds	Avg	FC	LG	TD
Shaun McDonald	1	0	0.0	1	0	0
Dane Looker	0	0	0	1	0	0
Chargers	No	Yds	Avg	FC	LG	TD
Eric Parker	2	18	9.0	2	10	0

### KICKOFF RETURNS

RAMS	No	Yds	Avg	FC	LG	TD
Tony Fisher	6	122	20.3	0	23	0
Paul Smith	1	3	3.0	0	3	0
Chargers	No	Yds	Avg	FC	LG	TD
Michael Turner	3	64	21.3	0	22	0

### PASSING

RAMS	Att	Cmp	Pct	Yds	SK/Yd	TD	LG	IN	Passer Rating
Marc Bulger	40	27	67.5	327	3/16	2	44	0	109.1
Chargers	Att	Cmp	Pct	Yds	SK/Yd	TD	LG	IN	Passer Rating
Philip Rivers	23	15	65.2	206	1/3	1	27	0	108.2



# Game 8 Kansas City Chiefs 31, RAMS 17

Edward Jones Dome

November 5, 2006

Indoors, 75 degrees



In a highly anticipated game between two in-state rivals, the Rams fell to the Kansas City Chiefs, 31-17, evening their record to 4-4 for the season. RB Steven Jackson had a career game with a combined 219 yards, making 13 receptions for 133 yards, and 86 rushing yards on 19 carries. Jackson's 13 receptions lead the league this season in receptions by a running back, and is the highest for a Rams' running back since Marshall Faulk's 14 receptions in 2002. He is also the first Rams' running back to have 100 yards receiving since Faulk (128) at Atlanta on Dec. 2, 2001. WR Isaac Bruce had three receptions for 61 yards, totaling 12,832 for his career, passing WR Irving Fryar (12,785) for ninth on the NFL's all-time receiving yards list. QB Marc Bulger passed for 354 yards, second-highest this season, and the 10th-most for his career. DE Leonard Little recorded two sacks, his third multi-sack game of the season. The Chiefs vaulted out to a 17-0 lead in the first half on three early turnovers by the Rams. The Rams fought back with a 2-yard touchdown run by Jackson and a field goal by K Jeff Wilkins, but the Chiefs scored at the end of the second quarter to go into halftime with a 24-10 lead. The Rams held the Chiefs scoreless in the third quarter, and pulled to within seven (17-24) with a half-time touchdown pass from Bulger to WR Kevin Curtis at the end of the third quarter. A fourth quarter touchdown by the Chiefs put them up 31-17 for the final margin.

RAMS	0	10	7	0	17
Chiefs	7	17	0	7	31

Chiefs - Johnson 1-yard run (Tynes kick)  
 Chiefs - Gonzalez 3-yard pass (Tynes kick)  
 Chiefs - FG Tynes 42  
 RAMS - Jackson 2-yard run (Wilkins kick)  
 Chiefs - Gonzalez 25-yard pass (Tynes kick)  
 RAMS - FG Wilkins 41  
 RAMS - Curtis 2-yard pass (Wilkins kick)  
 Chiefs - Wilson 11-yard pass (Tynes kick)  
 PAID ATT -- 66,191

### RAMS CHIEFS

First Downs	28	16
Rushing	8	6
Passing	18	9
Penally	2	1
Third Down Efficiency	4-11-36%	5-12-42%
Fourth Down Efficiency	2-3-67%	0-0-0%
Total Net Yards	452	317
Total Offensive Plays	72	49
Avg. Gain Per Play	6.3	6.5
Rushes-Yards	28-115	32-186
Avg. Gain Per Rush	4.1	5.8
Net Passing Yards	131	131
Att-Comp-Int	42-31-0	15-10-0
Avg. Gain Per Pass	7.7	7.7
Sacks Allowed-Yards	2-17	2-17
Punts-Avg	4-44.0	6-43.7
Penalties-Yards	8-67	5-23
Fumbles-Lost	4-3	1-0
Time of Possession	34:40	25:20

### RAMS STARTERS

WR Holt	LE Little
LT Pace	UT Glover
LG Steussie	NT Kennedy
C Incognito	RE Adeyanju
RG Timmerman	SLB Chillar
RT Barron	MLB Witherspoon
TE Klopfenstein	WLB Coakley
WR Bruce	LCB Tr. Fisher
QB Bulger	RCB Brown
FB Hedgecock	SS Chavous
RB Jackson	FS Atoogwe

### SACKS

RAMS: Little 2-17  
 Chiefs: Allen 2-17

### TACKLES

RAMS: Chillar-8, Chavous-7, Atoogwe-6, Witherspoon-6, Adeyanju-5, Coakley-5, Kennedy-5, Tr. Fisher-4, Glover-4

### PASSING

RAMS	Att	Cmp	Pct	Yds	SK/Yd	TD	LG	IN	Passer Rating
Marc Bulger	42	31	73.8	354	2/17	1	33	0	106.6
Chiefs	Att	Cmp	Pct	Yds	SK/Yd	TD	LG	IN	Passer Rating
Damon Huard	15	10	66.6	148	2/17	3	43	0	138.3

### RUSHING

RAMS	Att	Yds	Avg	LG	TD
Steven Jackson	19	86	4.5	22	1
Stephen Davis	6	18	3.0	10	0
Marc Bulger	2	11	5.5	10	0
Kevin Curtis	1	0	0.0	0	0
Chiefs	Att	Yds	Avg	LG	TD
Larry Johnson	27	172	6.4	45	1
Michael Bennett	4	14	3.5	4	0
Damon Huard	1	0	0.0	0	0

### RECEIVING

RAMS	No	Yds	Avg	LG	TD
Steven Jackson	13	133	10.2	20	0
Kevin Curtis	7	59	8.4	23	1
Isaac Bruce	3	61	20.3	33	0
Torry Holt	3	50	16.7	27	0
Shaun McDonald	2	27	13.5	25	0
Stephen Davis	2	15	7.5	9	0
Joe Klopfenstein	1	9	9.0	9	0
Chiefs	No	Yds	Avg	LG	TD
Tony Gonzalez	5	63	12.6	25	2
Eddie Kennison	2	19	9.5	14	0
Samie Parker	1	43	43.0	43	0
Dante Hall	1	12	12.0	12	0
Kris Wilson	1	11	11.0	11	1

### INTERCEPTIONS

RAMS	No	Yds	Avg	LG	TD
None					
Chiefs	No	Yds	Avg	LG	TD
None					

### PUNTING

RAMS	No	Yds	Avg	Net	TB/120	LG
Matt Turk	3	146	48.7	42.3	1/1	58
Jeff Wilkins	1	30	30.0	30.0	0/1	30
Chiefs	No	Yds	Avg	Net	TB/120	LG
Dustin Colquitt	6	262	43.7	44.0	0/3	53

### PUNT RETURNS

RAMS	No	Yds	Avg	FC	LG	TD
Dane Looker	1	0	0.0	0	0	0
Shaun McDonald	1	-2	-2.0	3	-2	0
Chiefs	No	Yds	Avg	FC	LG	TD
Dante Hall	1	-1	-1.0	0	-1	0

### KICKOFF RETURNS

RAMS	No	Yds	Avg	FC	LG	TD
Kevin Curtis	4	79	19.8	0	28	0
Tony Fisher	2	43	21.5	0	26	0
Chiefs	No	Yds	Avg	FC	LG	TD
Dante Hall	2	43	21.5	0	22	0



# Game 9

# Seattle Seahawks 24, RAMS 22

Qwest Field

November 12, 2006

48 Degrees



For the second time in the 2006 season, the Rams lost to division rivals, the Seattle Seahawks, by a game-winning field goal in the last seconds of the game. WR Isaac Bruce passed WR Irving Fryar (851) for ninth place on the NFL's all-time receptions list with seven receptions (855). QB Marc Bulger passed for 215 yards and tied QB Kurt Warner for fourth place on the Rams' all-time passing yards list with 14,447 yards. The Rams' defense came out strong, recording six sacks for 38 yards, three forced fumbles, and two turnovers. DE Leonard Little had 2.0 sacks, marking his fourth multi-sack game of the season, and 70 sacks for his career. The Rams scored on the first series of the game when rookie DE Victor Adeyanju had an 89-yard fumble return for a touchdown, after Little sacked QB Seneca Wallace, forcing him to fumble. The Seahawks answered with a touchdown, but a 40-yard field goal by K Jeff Wilkins put the Rams up by three (10-7) at the end of the first quarter. The Seahawks regained the lead with a second quarter touchdown. A 42-yard field goal by Wilkins brought the Rams to within one (14-13) at the half. The Rams held Seattle scoreless in the third quarter, and regained the lead (16-14) with a 35-yard field goal by Wilkins. Seattle got back on top in the fourth quarter with a 90-yard punt return for a touchdown, but the Rams regained a 22-21 lead with a 14-yard touchdown run by RB Steven Jackson with 2:30 remaining. A field goal in the last seconds of the game put the Seahawks on top for good.

RAMS	10	3	3	6	22
Seahawks	7	7	0	10	24

RAMS - Adeyanju 89-yard fumble return (Wilkins kick)  
 SEA - Jackson 3-yard pass (Brown kick)  
 RAMS - FG Wilkins 40  
 SEA - Stevens 15-yard pass (Brown kick)  
 RAMS - FG Wilkins 42  
 RAMS - FG Wilkins 35  
 SEA - Burleson 90-yard punt return (Brown kick)  
 RAMS - Jackson 14-yard run (pass failed)  
 SEA - FG Brown 38  
 PAID ATT --- 68,175

### RAMS 'HAWKS

First Downs	18	19
Rushing	8	9
Passing	10	9
Penalty	0	1
Third Down Efficiency	6-14-43%	4-11-36%
Fourth Down Efficiency	0-0-0%	0-0-0%
Total Net Yards	299	283
Total Offensive Plays	64	55
Avg. Gain Per Play	4.7	5.1
Rushes-Yards	20-108	26-160
Avg. Gain Per Rush	5.4	6.2
Net Passing Yards	191	123
Att-Comp-Int	40-26-1	23-15-0
Avg. Gain Per Pass	4.3	4.2
Sacks Allowed-Yards	4/24	6/38
Punts-Avg	3-43.7	4-42.0
Penalties-Yards	7-58	3-16
Fumbles-Lost	1-0	3-2
Time of Possession	33:52	26:08

### RAMS STARTERS

WR	Holt	LE	Little
LT	Pace	UT	Glover
LG	Steuessie	NT	Kennedy
C	Incognito	RE	Adeyanju
RG	Timmerman	SLB	Hill
RT	Barron	MLB	Witherspoon
TE	Klopfenstein	WLB	Tinoisamoa
WR	Bruce	LCB	Tr. Fisher
QB	Bulger	RCB	Brown
FB	P. Smith	SS	Chavous
RB	Jackson	FS	Atogwe

### SACKS

RAMS: Little 2-10, Witherspoon 2-3, Atogwe 1-24, Chillar 1-1  
 Seahawks: Darby 2-18, Davis 1-0, Wistrom 1-6

### TACKLES

RAMS: Witherspoon-10, Chavous-9, Adeyanju-6, Atogwe-6, Brown-6, Little-6

### RUSHING

RAMS	Att	Yds	Avg	LG	TD
Steven Jackson	18	93	5.2	30	1
Marc Bulger	1	8	8.0	8	0
Stephen Davis	1	7	7.0	7	0
Seahawks	Att	Yds	Avg	LG	TD
Maurice Morris	21	124	5.9	20	0
Seneca Wallace	2	30	15.0	31	0
Mack Strong	3	6	2.0	3	0

### RECEIVING

RAMS	No	Yds	Avg	LG	TD
Torry Holt	7	73	10.4	18	0
Isaac Bruce	7	66	9.4	22	0
Steven Jackson	6	40	6.7	12	0
Kevin Curtis	3	22	7.3	10	0
Shaun McDonald	2	7	3.5	4	0
Madison Hedgecock	1	7	7.0	7	0
Seahawks	No	Yds	Avg	LG	TD
Darrell Jackson	5	85	17.0	30	1
Jerramy Stevens	3	29	9.7	15	1
Deion Branch	3	22	7.3	11	0
D.J. Hackett	3	20	6.7	11	0
Mack Strong	1	5	5.0	5	0

### INTERCEPTIONS

RAMS	No	Yds	Avg	LG	TD
None					
Seahawks	No	Yds	Avg	LG	TD
Ken Hamlin	1	0	0.0	0	0

### PUNTING

RAMS	No	Yds	Avg	Net	TB/20	LG
Matt Turk	3	131	43.7	12.0	0/2	52
Seahawks	No	Yds	Avg	Net	TB/20	LG
Ryan Plackemeier	4	168	42.0	39.5	0/0	50

### PUNT RETURNS

RAMS	No	Yds	Avg	FC	LG	TD
Dane Looker	2	10	5.0	1	9	0
Shaun McDonald	0	0	0	1	0	0
Seahawks	No	Yds	Avg	FC	LG	TD
Nate Burleson	3	95	31.7	0	90	1

### KICKOFF RETURNS

RAMS	No	Yds	Avg	FC	LG	TD
J.R. Reed	3	63	21.0	0	24	0
Kay-Jay Harris	1	18	18.0	0	18	0
Seahawks	No	Yds	Avg	FC	LG	TD
Josh Scobey	6	105	17.5	0	33	0

### PASSING

RAMS	Att	Cmp	Pct	Yds	Sk/Yd	TD	LG	IN	Passer Rating
Marc Bulger	40	26	65.0	215	4/24	0	22	1	68.2
Seahawks	Att	Cmp	Pct	Yds	Sk/Yd	TD	LG	IN	Passer Rating
Seneca Wallace	23	15	65.2	161	5/35	2	30	0	114.6
Deion Branch	0	0	0	0	1/3	0	0	0	0.0



# Game 10 Carolina Panthers 15, Rams 0

Bank of America Stadium

November 19, 2006

58 Degrees



The Rams suffered their first shutout since 1998 in a 15-0 loss to the Carolina Panthers, dropping them to 4-6 for the season. The Rams also donned white pants for the first time since moving to St. Louis. QB Marc Bulger passed for 142 yards, breaking his tie with QB Kurt Warner (14,447) for fourth place on the Rams' all-time passing yards list giving him 14,589 yards. RB Steven Jackson gained 57 yards from scrimmage, totaling 3,521 for his career, passing RB Jim Bertelsen (3,480) and RB Cleveland Gary (3,489) for 24th on the Rams' all-time scrimmage yards list. The Rams' defense recorded two interceptions, five forced fumbles, one recovered fumble, and 3.0 sacks for 22 yards. DT La'Roi Glover had 2.0 sacks for 22 yards, and is ranked eighth for career sacks among active NFL players with 75.0. DE Leonard Little recorded 1.0 sack, totaling 71 for his career, trailing only LB Kevin Green (72.5) for the most in Rams history. S Oshiomogho Atogwe added two forced fumbles, and S Jerome Carter and rookie CB Tye Hill each recorded their second career interceptions.

RAMS	0	0	0	0	0
Panthers	0	10	3	2	15

CAR - FG Kasay 40  
 CAR - Smith 62-yard pass (Kasay kick)  
 CAR - FG Kasay 34  
 CAR - Rutger sack QB Bulger for safety  
 PAID ATT --- 73,348

### RAMS PANTHERS

First Downs	.....8	20
Rushing	.....1	13
Passing	.....6	7
Penalty	.....1	0
Third Down Efficiency	.....2-12-17%	6-15-40%
Fourth Down Efficiency	.....0-0-0%	0-0-0%
Total Net Yards	.....111	411
Total Offensive Plays	.....49	72
Avg. Gain Per Play	.....2.3	5.7
Rushes-Yards	.....8-31	43-242
Avg. Gain Per Rush	.....3.9	5.6
Net Passing Yards	.....80	169
Att-Comp-Int	.....34-19-1	26-13-2
Avg. Gain Per Pass	.....2.0	5.8
Sacks Allowed-Yards	.....7-62	3-22
Punts-Avg	.....9-46.2	5-55.0
Penalties-Yards	.....6-40	9-80
Fumbles-Lost	.....1-1	5-1
Time of Possession	.....21:17	38:43

### RAMS STARTERS

WR Holt	LE Little
LT Goldberg	UT Glover
LG Steussie	NT Kennedy
C Incognito	RE Adeyanju
RG Timmerman	SLB Chillar
RT Barron	MLB Witherspoon
TE Klopfenstein	WLB Tinoisamao
WR Bruce	LCB Hill
QB Bulger	RCB Brown
FB Hedgecock	SS Chavous
RB Jackson	FS Atogwe

### SACKS

RAMS: Glover 2-22, Little 1-0  
 Panthers: Rutger 2-13, Davis 1.5-10, Draft 1.5-14, Lewis 1.5-20, Moorehead .5-5

### TACKLES

RAMS: Witherspoon-10, Chavous-9, Glover-8, Adeyanju-6, Atogwe-6, Brown-6, Chillar-6, Kennedy-6, Little-6

### PASSING

RAMS	Att	Cmp	Pct	Yds	Sk/Yd	TD	LG	IN	Passer Rating
Marc Bulger	34	19	55.8	142	7/62	0	18	1	53.8
Panthers	Att	Cmp	Pct	Yds	Sk/Yd	TD	LG	IN	Passer Rating
Jake Delhomme	25	13	52.0	191	3/22	1	62	1	73.9
Keyshawn Johnson	1	0	0.0	0	0/0	0	0	1	0.0

### RUSHING

RAMS	Att	Yds	Avg	LG	TD
Steven Jackson	7	27	3.9	8	0
Stephen Davis	1	4	4.0	4	0
Panthers	Att	Yds	Avg	LG	TD
DeAngelo Williams	20	114	5.7	31	0
DeShaun Foster	9	63	7.0	18	0
Brad Hoover	7	34	4.9	17	0
Nick Goings	4	34	8.5	28	0
Jake Delhomme	3	-3	-1.0	-1	0

### RECEIVING

RAMS	No	Yds	Avg	LG	TD
Torry Holt	7	68	9.7	17	0
Steven Jackson	7	30	4.3	15	0
Joe Klopfenstein	1	18	18.0	18	0
Kevin Curtis	1	10	10.0	10	0
Isaac Bruce	1	6	6.0	6	0
Shaun McDonald	1	5	5.0	5	0
Madison Hedgecock	1	5	5.0	5	0
Panthers	No	Yds	Avg	LG	TD
Steve Smith	4	90	22.5	62	1
Keyshawn Johnson	4	55	13.8	31	0
Nick Goings	2	25	12.5	23	0
DeAngelo Williams	2	24	12.0	18	0
Brad Hoover	1	-3	-3.0	-3	0

### INTERCEPTIONS

RAMS	No	Yds	Avg	LG	TD
Jerome Carter	1	36	36.0	36	0
Tye Hill	1	6	6.0	6	0
Panthers	No	Yds	Avg	LG	TD
Christian Morton	1	8	8.0	8	0

### PUNTING

RAMS	No	Yds	Avg	Net	TB/120	LG
Matt Turk	9	416	46.2	45.0	0/3	60
Panthers	No	Yds	Avg	Net	TB/120	LG
Jason Baker	5	275	55.0	40.8	3/0	61

### PUNT RETURNS

RAMS	No	Yds	Avg	FC	LG	TD
Shaun McDonald	2	11	5.5	0	9	0
Panthers	No	Yds	Avg	FC	LG	TD
Chris Gamble	3	13	4.3	2	9	0
Steve Smith	1	-2	-2.0	0	-2	0

### KICKOFF RETURNS

RAMS	No	Yds	Avg	FC	LG	TD
Willie Ponder	3	58	19.3	0	28	0
Panthers	No	Yds	Avg	FC	LG	TD
DeAngelo Williams	1	7	7.0	0	7	0
Steve Smith	1	3	3.0	0	3	0



# Game 11 RAMS 20, San Francisco 49ers 17

Edward Jones Dome

November 26, 2006

Indoors, 75 Degrees



The Rams ended their losing streak with a 20-17 victory over long-time division rivals the San Francisco 49ers. WR Torry Holt had four receptions for 30 yards, totaling 10,282 for his career, overtaking WR Jerry Rice (10,273) for the most receiving yards in his first eight years in NFL history. RB Steven Jackson passed RB Cleveland Gary (2,634) for 13th on the Rams' all-time rushing list with 121 rushing yards (2,651). CB Tye Hill recorded the third interception of his career, and is tied for the NFL's rookie lead for interceptions. With the first quarter scoreless, the Rams got on top by three in the second quarter with a 24-yard field goal by K Jeff Wilkins. A 49ers fumble allowed the Rams to regain possession and extend their lead to 10-0 with a 36-yard touchdown run by Jackson. A touchdown late in the second quarter brought the 49ers to within three (10-7), but a 51-yard field goal by Wilkins gave the Rams a 13-7 lead at the half. San Francisco took a 14-13 lead with a third quarter touchdown. In the fourth quarter, Rams LBs Brandon Chillar and Raonall Smith stopped the 49ers on a critical third-and-1 at the St. Louis 7-yard line, forcing them to kick a field goal (17-14). With 27 seconds remaining, QB Marc Bulger connected with WR Kevin Curtis for a 5-yard touchdown pass to take a 20-17 lead. An interception by S Oshiomogho Aotogwe on the final play of the game sealed the victory.

RAMS	0	13	0	7	20
49ers	0	7	7	3	17
RAMS - FG Wilkins 24					
RAMS - Jackson 36-yard run (Wilkins kick)					
49ers - Gore 12-yard run (Nedney kick)					
RAMS - FG Wilkins 51					
49ers - Johnson 1-yard pass (Nedney kick)					
49ers - FG Nedney 24					
RAMS - Curtis 5-yard pass (Wilkins kick)					
PAID ATT — 65,517					

	RAMS	49ERS
First Downs	23	20
Rushing	10	9
Passing	13	11
Penalty	0	0
Third Down Efficiency	8-16-50%	5-11-45%
Fourth Down Efficiency	2-2-100%	0-0-0%
Total Net Yards	349	319
Total Offensive Plays	68	56
Avg. Gain Per Play	5.1	5.7
Rushes-Yards	29-140	31-171
Avg. Gain Per Rush	4.8	5.5
Net Passing Yards	209	148
Att-Comp-Int	37-24-1	25-13-2
Avg. Gain Per Pass	5.4	5.9
Sacks Allowed-Yards	2-19	0-0
Punts-Avg	5-40.6	4-51.5
Penalties-Yards	5-35	5-34
Fumbles-Lost	0-0	1-1
Time of Possession	30:34	29:26

### RAMS STARTERS

WR Holt	LE Little
LT Steussie	UT Glover
LG Setterstrom	NT Kennedy
C Incognito	RE Adeyanju
RG Timmerman	SLB Chillar
RT Barron	MLB Witherspoon
TE Klopfenstein	WLB Tinoisamoa
WR Bruce	LCB Hill
QB Bulger	RCB Brown
TE Walker	SS Chavous
RB Jackson	FS Aotogwe

### SACKS

RAMS: None  
 49ers: Young 1.5-14.5, Green 0.5-4.5

### TACKLES

RAMS: Chillar-10, Aotogwe-9, Brown-7, Tinoisamoa-7, Chavous-5, Green-4, Witherspoon-4

RAMS	Att	Cmp	Pct	Yds	Sk/Yd	TD	LG	IN	Passer Rating
Marc Bulger	34	23	67.6	201	2/19	1	20	1	80.6
Gus Ferolette	3	1	33.3	27	0/0	0	27	0	67.4
49ers	Att	Cmp	Pct	Yds	Sk/Yd	TD	LG	IN	Passer Rating
Alex Smith	25	13	52.0	148	0/0	1	28	2	50.1

### RUSHING

RAMS	Att	Yds	Avg	LG	TD
Steven Jackson	23	121	5.3	36	1
Stephen Davis	5	25	5.0	9	0
Marc Bulger	1	-6	-6.0	-6	0
49ers	Att	Yds	Avg	LG	TD
Frank Gore	21	134	6.4	18	1
Maurice Hicks	7	32	4.6	9	0
Michael Robinson	2	6	3.0	6	0
Bryan Gilmore	1	-1	-1.0	-1	0

### RECEIVING

RAMS	No	Yds	Avg	LG	TD
Steven Jackson	9	71	7.9	14	0
Isaac Bruce	6	63	10.5	20	0
Torry Holt	4	30	7.5	11	0
Kevin Curtis	3	41	13.7	27	1
Joe Klopfenstein	1	12	12.0	12	0
Stephen Davis	1	11	11.0	11	0

49ers	No	Yds	Avg	LG	TD
Frank Gore	7	31	7.8	16	0
Arnaz Battle	3	36	12.0	18	0
Eric Johnson	3	17	5.7	11	1
Antonio Bryant	2	53	26.5	28	0
Vernon Davis	1	11	11.0	11	0

### INTERCEPTIONS

RAMS	No	Yds	Avg	LG	TD
Oshiomogho Aotogwe	1	7	7.0	7	0
Tye Hill	1	0	0.0	0	0
49ers	No	Yds	Avg	LG	TD
Manny Lawson	1	0	0.0	0	0

### PUNTING

RAMS	No	Yds	Avg	Net	TB/20	LG
Matt Turk	5	203	40.6	38.2	0/3	48
49ers	No	Yds	Avg	Net	TB/20	LG
Andy Lee	4	206	51.5	37.5	2/0	66

### PUNT RETURNS

RAMS	No	Yds	Avg	FC	LG	TD
Shaun McDonald	1	16	16.0	1	16	0
49ers	No	Yds	Avg	FC	LG	TD
Arnaz Battle	2	12	6.0	2	12	0

### KICKOFF RETURNS

RAMS	No	Yds	Avg	FC	LG	TD
Kay-Jay Harris	3	58	19.3	0	23	0
49ers	No	Yds	Avg	FC	LG	TD
Maurice Hicks	4	97	24.3	0	31	0

### PASSING

RAMS	Att	Cmp	Pct	Yds	Sk/Yd	TD	LG	IN	Passer Rating
Marc Bulger	34	23	67.6	201	2/19	1	20	1	80.6
Gus Ferolette	3	1	33.3	27	0/0	0	27	0	67.4
49ers	Att	Cmp	Pct	Yds	Sk/Yd	TD	LG	IN	Passer Rating
Alex Smith	25	13	52.0	148	0/0	1	28	2	50.1



# Game 12

# Arizona Cardinals 34, RAMS 20



Edward Jones Dome

December 3, 2006

Indoors, 75 Degrees

In their second meeting of the season, the Rams lost, 34-20, to their division rival Arizona Cardinals. WR Isaac Bruce had five receptions for 75 yards, totaling 867 receptions for his career, passing WR Jimmy Smith (862) for seventh place on the NFL's all-time receptions list. Bruce's 75 receiving yards gave him 13,042 for his career, extending his Rams' record, and allowing him to become the third-fastest player in NFL history to reach 13,000 career receiving yards, accomplishing the feat in 178 career games, behind only WR Jerry Rice (154) and WR Marvin Harrison (162). QB Marc Bulger passed for 314 yards, totaling 15,104 for his career, to become the fourth player in Rams' history with 15,000 passing yards, and tying QB Kurt Warner and Hall of Famer Dan Marino as the fastest players in NFL history to that milestone by doing so in 56 games. RB Steven Jackson had a combined 165 yards from scrimmage, with 96 rushing yards and nine receptions for 69 yards, giving him his second straight 1,000-yard rushing season. Jackson (3,878) also passed Jerome Bettis (3,734) for 20th on the Rams' all-time scrimmage yards list.

RAMS	3	0	7	10	20
Cardinals	7	10	7	10	34

Cardinals - Shipp 1-yard run (Rackers kick)  
 RAMS - FG Wilkins 27  
 Cardinals - Fitzgerald 11-yard pass (Rackers kick)  
 Cardinals - FG Rackers 23  
 RAMS - Holt 15-yard pass (Wilkins kick)  
 Cardinals - Shipp 6-yard run (Rackers kick)  
 RAMS - FG Wilkins 37  
 Cardinals - Shipp 9-yard run (Rackers kick)  
 Cardinals - FG Rackers 20  
 RAMS - Bruce 1-yard pass (Wilkins kick)  
 PAID ATT --- 65,612

	RAMS	CARDS
First Downs	26	24
Rushing	5	8
Passing	16	10
Penalty	5	6
Third Down Efficiency	5-13-38%	7-13-54%
Fourth Down Efficiency	1-2-50%	0-1-0%
Total Net Yards	394	316
Total Offensive Plays	72	62
Avg. Gain Per Play	5.5	5.1
Rushes-Yards	23-107	37-137
Avg. Gain Per Rush	4.7	3.7
Net Passing Yards	287	179
Att-Comp-Int	45-27-3	24-15-0
Avg. Gain Per Pass	5.9	7.2
Sacks Allowed-Yards	4-27	1-7
Punts-Allowed	3-32.7	3-51.7
Penalties-Yards	10-126	11-107
Fumbles-Lost	1-0	0-0
Time of Possession	28:19	31:41

### RAMS STARTERS

WR	Holt	LE	Little
LT	Steussie	UT	Glover
LG	Setterstrom	NT	Kennedy
C	Incognito	RE	Green
RG	Timmerman	SLB	Bartell
RT	Barron	MLB	Witherspoon
TE	Klopfenstein	WLB	Tinoisamoa
WR	Bruce	LCB	Hill
QB	Bulger	RCB	Brown
FB	Hedgecock	SS	Chavous
RB	Jackson	FS	Atogwe

### SACKS

RAMS: None  
 Cardinals: Okeafor 2.5-16.0, Cooper 1-9.0, Smith 0.5-2.0

### TACKLES

RAMS: Chavous-10, Atogwe-8, Witherspoon-8, Brown-7, Little-6, Chillar-5, Fisk-5, Glover-5

### PASSING

RAMS	Att	Cmp	Pct	Yds	Sk/Yd	TD	LG	IN	Passer Rating
Marc Bulger	45	27	60.0	314	4/27	2	25	3	68.2
Cardinals	Att	Cmp	Pct	Yds	Sk/Yd	TD	LG	IN	Passer Rating
Matt Leinart	24	15	62.5	186	1/7	1	27	0	100.3

### RUSHING

RAMS	Att	Yds	Avg	LG	TD
Steven Jackson	21	96	4.6	19	0
Stephen Davis	2	11	5.5	7	0
Cardinals	Att	Yds	Avg	LG	TD
Edgerrin James	26	115	4.4	11	0
Marcel Shipp	7	21	3.0	9	3
J.J. Arrington	4	1	0.3	2	0

### RECEIVING

RAMS	No	Yds	Avg	LG	TD
Steven Jackson	9	69	7.7	16	0
Torry Holt	7	115	16.4	22	1
Isaac Bruce	5	75	15.0	25	1
Joe Klopfenstein	4	31	7.8	9	0
Kevin Curtis	1	16	16.0	16	0
Shaun McDonald	1	8	8.0	8	0
Cardinals	No	Yds	Avg	LG	TD
Larry Fitzgerald	5	46	9.2	18	1
Obafemi Ayanbadejo	2	40	20.0	27	0
Bryant Johnson	2	38	19.0	22	0
Anquan Boldin	2	32	16.0	20	0
Leonard Pope	2	20	10.0	17	0
Fred Wakefield	1	5	5.0	5	0
Troy Walters	1	5	5.0	5	0

### INTERCEPTIONS

RAMS	No	Yds	Avg	LG	TD
None					
Cardinals	No	Yds	Avg	LG	TD
David Macklin	1	56	56.0	56	0
Adrian Wilson	1	35	35.0	35	0
Gerald Hayes	1	0	0.0	0	0

### PUNTING

RAMS	No	Yds	Avg	Net	TB/120	LG
Matt Turk	3	98	32.7	29.0	0/1	38
Cardinals	No	Yds	Avg	Net	TB/120	LG
Scott Player	3	155	51.7	45.3	0/1	58

### PUNT RETURNS

RAMS	No	Yds	Avg	FC	LG	TD
Shaun McDonald	2	4	2.0	0	7	0
Willie Ponder	0	15	0.0	0	15	0
Cardinals	No	Yds	Avg	FC	LG	TD
Troy Walters	1	11	11.0	1	11	0

### KICKOFF RETURNS

RAMS	No	Yds	Avg	FC	LG	TD
Willie Ponder	6	189	31.5	0	40	0
Cardinals	No	Yds	Avg	FC	LG	TD
J.J. Arrington	3	56	18.7	0	32	0

2006 SEASON



# Game 13

# Chicago Bears 42, RAMS 27



Edward Jones Dome

December 11, 2006

Indoors, 75 Degrees

Despite winning their previous five home Monday Night Football contests, and holding a four-game winning streak over the Bears, the Rams lost, 42-27, to the defending NFC North Champion Chicago Bears, dropping their record to 5-8. WR Isaac Bruce passed WR Steve Largent (13,089) for eighth place on the NFL's all-time receiving yards list with 62 yards receiving (13,104). WR Torry Holt had six receptions for 75 yards and two touchdowns, passing WR Frank Corral (379) for eighth place on the Rams' all-time scoring list with 386 career points. RB Steven Jackson passed RB Amp Lee (667) for fifth on the Rams' list of most receiving yards by a running back in franchise history with 58 yards receiving (680). After a scoreless first quarter, the Rams got on the board first with a 1-yard touchdown reception by Holt to put the Rams up 6-0 in the second quarter. The Bears answered to take a 7-6 lead with a 94-yard kickoff return for a touchdown by CB Devin Hester. Jackson put the Rams back on top (13-7) with a 6-yard touchdown run, but a Bears touchdown at the end of the quarter put them on top, 14-13, at the half. The Bears came out strong in the third quarter, holding the Rams scoreless, and scoring two touchdowns to extend their lead to 28-13. Both the Rams and Bears scored two touchdowns in the fourth quarter, with Holt and Jackson both recording their second of the night, for a final score of 42-27.

RAMS	0	13	0	14	27
Bears	0	14	14	14	42

RAMS - Holt 1-yard pass (Kick aborted)  
 Bears - Hester 94-yard kickoff return (Gould kick)  
 RAMS - Jackson 2-yard run (Wilkins kick)  
 Bears - Berrian 34-yard pass (Gould kick)  
 Bears - Jones 30-yard run (Gould kick)  
 Bears - Muhammad 14-yard pass (Gould kick)  
 Bears - Peterson 1-yard run (Gould kick)  
 RAMS - Holt 6-yard pass (Wilkins kick)  
 Bears - Hester 96-yard kickoff return (Gould kick)  
 RAMS - Jackson 6-yard pass (Wilkins kick)  
 PAID ATT — 66,234

	RAMS	BEARS
First Downs	28	22
Rushing	7	7
Passing	18	10
Penalty	5	5
Third Down Efficiency	6-17-35%	6-12-50%
Fourth Down Efficiency	3-3-100%	0-0-0%
Total Net Yards	433	372
Total Offensive Plays	80	57
Avg. Gain Per Play	5.4	6.5
Rushes-Yards	22-101	34-172
Avg. Gain Per Rush	4.6	5.1
Net Passing Yards	332	200
Att-Comp-Int	55-34-1	23-13-0
Avg. Gain Per Pass	5.7	8.7
Sacks Allowed-Yards	3-24	0-0
Punts-Avg	6-45.8	3-34.7
Penalties-Yards	11-91	11-86
Fumbles-Lost	1-0	0-0
Time of Possession	33:21	26:39

### RAMS STARTERS

WR Holt	LE Little
LT Steussie	UT Glover
LG Setterstrom	NT Kennedy
C Incognito	RE Green
RG Timmerman	SLB Chillar
RT Barron	MLB Witherspoon
TE Klopfenstein	WLB Tinoisamoa
WR Bruce	LCB Hill
QB Bulger	RCB Brown
FB Hedgecock	SS Chavous
RB Jackson	FS Atogwe

### SACKS

RAMS: None  
 Bears: Anderson 2-19, Ogunleye 1-5

### TACKLES

RAMS: Chillar-6, Hill-6, Brown-5, Chavous-5, Witherspoon-5, Atogwe-4, Coakley-4

### RUSHING

RAMS	Att	Yds	Avg	LG	TD
Steven Jackson	18	81	4.5	21	1
Stephen Davis	3	29	9.7	16	0
Kevin Curtis	1	-9	-9.0	-9	0

Bears	Att	Yds	Avg	LG	TD
Thomas Jones	11	76	6.9	30	1
Cedric Benson	16	64	4.0	9	0
Rex Grossman	3	20	6.7	22	0
Adrian Peterson	3	12	4.0	7	1
Bernard Berrian	1	0	0.0	0	0

### RECEIVING

RAMS	No	Yds	Avg	LG	TD
Steven Jackson	10	58	5.8	14	1
Torry Holt	6	75	12.5	26	2
Kevin Curtis	4	77	19.3	42	0
Isaac Bruce	4	62	15.5	24	0
Stephen Davis	4	37	9.3	18	0
Joe Klopfenstein	4	31	7.8	12	0
Kay-Jay Harris	1	10	10.0	10	0
Aaron Walker	1	6	6.0	6	0

Bears	No	Yds	Avg	LG	TD
Bernard Berrian	3	62	20.7	34	1
Muhsin Muhammad	3	50	16.7	21	1
Thomas Jones	2	26	13.0	21	0
Desmond Clark	2	18	9.0	11	0
Adrian Peterson	1	32	32.0	32	0
Jason McKie	1	7	7.0	7	0
Rashied Davis	1	5	5.0	5	0

### INTERCEPTIONS

RAMS	No	Yds	Avg	LG	TD
None					

Bears	No	Yds	Avg	LG	TD
Charles Tillman	1	0	0.0	0	0

### PUNTING

RAMS	No	Yds	Avg	Net	TB/120	LG
Matt Turk	6	275	45.8	39.0	1/1	53

Bears	No	Yds	Avg	Net	TB/120	LG
Brad Maynard	3	104	34.7	34.3	0/1	40

### PUNT RETURNS

RAMS	No	Yds	Avg	FC	LG	TD
Shaun McDonald	1	1	1.0	0	1	0

Bears	No	Yds	Avg	FC	LG	TD
Devin Hester	1	21	21.0	2	21	0

### KICKOFF RETURNS

RAMS	No	Yds	Avg	FC	LG	TD
Willie Ponder	7	150	21.4	0	31	0

Bears	No	Yds	Avg	FC	LG	TD
Devin Hester	4	225	56.3	0	96	2
Muhsin Muhammad	1	3	3.0	0	3	0

### PASSING

RAMS	Att	Cmp	Pct	Yds	Sk/Yd	TD	LG	IN	Passer Rating
Marc Bulger	55	34	61.8	356	3/24	3	42	1	91.2

Bears	Att	Cmp	Pct	Yds	Sk/Yd	TD	LG	IN	Passer Rating
Rex Grossman	23	13	56.5	200	0/0	2	34	0	114.4



# Game 14

# RAMS 20, Oakland Raiders 0



McAfee Coliseum

December 17, 2006

52 Degrees

The Rams kept their playoff hopes alive and recorded their first shutout since 2003 with a 20-0 victory over the Oakland Raiders. RB Steven Jackson rushed a career-high 31 times for 127 yards and two touchdowns, passing RB Jon Arnett (2,892) and RB Willie Ellison (2,901) for 11th place on the Rams' all-time rushing yards list with 2,955 yards. P Matt Turk's 74-yard punt was the third-longest punt in Rams' history, behind Hall of Famer Bob Waterfield's 88- and 86-yard punts in 1948 and 1947 respectively. The Rams' defense had a strong outing, allowing a season-low 57 yards rushing, and forcing five turnovers, including three interceptions by CB Ron Bartell, LB Dexter Coakley, and CB Fakhir Brown. DE Leonard Little recorded 2.0 of the game's 4.0 sacks, passing LB Kevin Green (72.5) to make him the Rams' all-time sack leader with 73.0. After a scoreless first quarter, the Rams got out to a 6-0 lead in the second quarter with two field goals by K Jeff Wilkins. A turnover by the Raiders early in the third quarter allowed Jackson to extend the Rams' lead to 13-0 with a 4-yard touchdown run and an extra point by Wilkins. The Rams took a 20-0 lead in the fourth quarter after an interception by Bartell set Jackson up for a 19-yard touchdown run.

RAMS	0	6	7	7	20
Raiders	0	0	0	0	0

RAMS - FG Wilkins 24  
 RAMS - FG Wilkins 34  
 RAMS - Jackson 4-yard run (Wilkins kick)  
 RAMS - Jackson 19-yard run (Wilkins kick)  
 PAID ATT --- 50,164

### RAMS RAIDERS

First Downs	16	20
Rushing	7	5
Passing	6	12
Penalty	3	3
Third Down Efficiency	3-14-21%	5-11-45%
Fourth Down Efficiency	1-2-50%	0-1-0%
Total Net Yards	251	260
Total Offensive Plays	61	61
Avg. Gain Per Play	4.1	4.3
Rushes-Yards	35-148	18-57
Avg. Gain Per Rush	4.2	3.2
Net Passing Yards	103	203
Att-Comp-Int	22-11-0	39-25-3
Avg. Gain Per Pass	4.0	4.7
Sacks Allowed-Yards	4-34	4-26
Punts-Avg	6-46.2	4-42.8
Penalties-Yards	10-56	9-75
Fumbles-Lost	2-0	2-2
Time of Possession	31:14	28:46

### RAMS STARTERS

WR Holt	LE Little
LT Steussie	UT Glover
LG Setterstrom	NT Kennedy
C Romberg	RE Green
RG Incognito	SLB Chillar
RT Barron	MLB Witherspoon
TE Klopfenstein	WLB Coakley
WR Bruce	LCB Hill
QB Bulger	RCB Brown
FB Hedgecock	SS Chavous
RB Jackson	FS Atogwe

### SACKS

RAMS: Little 2-9.0, Glover 1-5.0, Smith 1-12.0  
 Raiders: Burgess 1-6.0, Huntley 1-12.0, Morrison 1-7.0, Sapp 1-9.0

### TACKLES

RAMS: Chavous-9, Coakley-8, Hill-6, Glover-5, Green-5, Witherspoon-5, Atogwe-4, Brown-4, Little-4, Fisk-3

### RUSHING

RAMS	Att	Yds	Avg	LG	TD
Steven Jackson	31	127	4.1	19	2
Matt Turk	2	19	9.5	16	0
Stephen Davis	1	2	2.0	2	0
Marc Bulger	1	0	0.0	0	0
Raiders	Att	Yds	Avg	LG	TD
Justin Fargas	12	43	3.6	11	0
Aaron Brooks	2	10	5.0	11	0
RaShard Lee	2	3	1.5	2	0
Zack Crockett	2	1	0.5	1	0

### RECEIVING

RAMS	No	Yds	Avg	LG	TD
Torry Holt	4	59	14.8	21	0
Isaac Bruce	3	58	19.3	41	0
Aaron Walker	1	9	9.0	9	0
Madison Hedgecock	1	6	6.0	6	0
Joe Klopfenstein	1	4	4.0	4	0
Stephen Davis	1	1	1.0	1	0
Raiders	No	Yds	Avg	LG	TD
Ronald Curry	9	87	9.7	19	0
ReShard Lee	5	21	4.2	8	0
Courtney Anderson	4	52	13.0	26	0
Doug Gabriel	2	31	15.5	19	0
Johnnie Morant	2	13	6.5	8	0
Justin Fargas	1	10	10.0	10	0
Randal Williams	1	8	8.0	8	0
John Madsen	1	7	7.0	7	0

### INTERCEPTIONS

RAMS	No	Yds	Avg	LG	TD
Ron Bartell	1	16	16.0	16	0
Dexter Coakley	1	0	0.0	0	0
Fakhir Brown	1	-3	-3.0	-3	0
Raiders	No	Yds	Avg	LG	TD
None					

### PUNTING

RAMS	No	Yds	Avg	Net	TB/120	LG
Matt Turk	5	249	49.8	48.8	0/2	74
Jeff Wilkins	1	28	28.0	28.0	0/1	28
Raiders	No	Yds	Avg	Net	TB/120	LG
Shane Lechler	4	171	42.8	33.5	1/2	52

### PUNT RETURNS

RAMS	No	Yds	Avg	FC	LG	TD
Shaun McDonald	1	17	17.0	0	17	0
Dane Looker	0	0	0.0	2	0	0
Raiders	No	Yds	Avg	FC	LG	TD
Chris Carr	2	5	2.5	0	5	0

### KICKOFF RETURNS

RAMS	No	Yds	Avg	FC	LG	TD
Willie Ponder	1	21	21.0	0	21	0
Raiders	No	Yds	Avg	FC	LG	TD
Chris Carr	5	115	23.0	0	34	0

### PASSING

RAMS	Att	Cmp	Pct	Yds	Sk/Yd	TD	LG	IN	Passer Rating
Marc Bulger	22	11	50.0	137	4/34	0	41	0	69.7
Raiders	Att	Cmp	Pct	Yds	Sk/Yd	TD	LG	IN	Passer Rating
Andrew Walker	20	14	70.0	131	1/6	0	19	2	48.1
Aaron Brooks	19	11	57.8	98	3/20	0	26	1	49.9

2006 SEASON



# Game 15 RAMS 37, Washington Redskins 31 (OT)

Edward Jones Dome

December 24, 2006

Indoors, 75 Degrees



The Rams (7-8) remained in the playoff picture with a 37-31 overtime victory over the Washington Redskins. The Rams piled up 579 yards of offense, the eighth-highest total in franchise history. RB Steven Jackson had a combined 252 yards from scrimmage, with a career-high 33 carries for 150 yards and a touchdown and six catches for 102 yards and a touchdown, marking the first time in franchise history a Rams' running back had 100 yards rushing and receiving in the same game. Jackson (88) passed Rams RB Marshall Faulk's 1999 season record of 87 receptions to become the Rams' all-time single-season leader in receptions for a running back, and passed Faulk's 1999 record (765) for fourth on the Rams' list of most receiving yards by a running back in franchise history with 782 yards. WR Isaac Bruce caught nine passes for 148 yards and one touchdown, totaling 13,310 career yards, passing WR Andre Reed (13,198) for seventh place on the NFL's all-time receiving yards list. QB Marc Bulger threw for 388 yards and tied a career-high with four touchdowns for a career-high passer rating of 134.5. TE Dominique Byrd and RB Stephen Davis both recorded their first touchdowns of the season, the first of Byrd's career. The Redskins got on the board first with a first quarter touchdown. Two second quarter touchdowns by Bruce and Byrd put the Rams up 14-7, but the Redskins answered with two touchdowns of their own to go up 21-14 at the half. Washington scored a touchdown early in the third quarter, extending their lead to 28-14. Two touchdown receptions by Jackson and Davis tied the game at 28 in the third quarter, and a 21-yard field goal by K Jeff Wilkins in the fourth quarter put the Rams up 31-28. The Redskins tied the game at 31 with a field goal late in the fourth, and a missed field goal by Wilkins at the end of regulation sent the game into overtime. A 21-yard touchdown run by Jackson in overtime put the Rams up 37-31 to seal the victory.

RAMS	0	14	14	3	6	37
Redskins	7	14	7	3	0	31

Redskins - Duckett 5-yd run (Suisham kick)  
 RAMS - Bruce 10-yd pass (Wilkins kick)  
 RAMS - Byrd 27-yd pass (Wilkins kick)  
 Redskins - Betts 5-yd run (Suisham kick)  
 Redskins - Cooley 9-yd run (Suisham kick)  
 Redskins - Betts 7-yd run (Suisham kick)  
 RAMS - Jackson 64-yd pass (Wilkins kick)  
 RAMS - Davis 10-yd pass (Wilkins kick)  
 RAMS - FG Wilkins 21  
 Redskins - FG Suisham 52  
 RAMS - Jackson 21-yd run  
 PAID ATT --- 62,324

	RAMS	SKINS
First Downs	25	22
Rushing	8	11
Passing	16	10
Penalty	1	1
Third Down Efficiency	6-15-40%	4-12-33%
Fourth Down Efficiency	0-0-0%	0-0-0%
Total Net Yards	579	336
Total Offensive Plays	78	64
Avg. Gain Per Play	7.4	5.3
Rushes-Yards	39-197	38-176
Avg. Gain Per Rush	5.1	4.6
Net Passing Yards	382	160
Att-Comp-Int	38-25-0	26-13-0
Avg. Gain Per Pass	9.8	6.2
Sacks Allowed-Yards	1-6	0-0
Punts-Avg	6-34.3	7-44.0
Penalties-Yards	6-30	2-58
Fumbles-Lost	1-1	1-1
Time of Possession	36:37	29:56

### RAMS STARTERS

WR Holt	LE Little
LT Steussie	UT Glover
LG Setterstrom	NT Kennedy
C Romberg	RE Green
RG Incognito	SLB Chillar
RT Barron	MLB Witherspoon
TE Klopfenstein	WLB Coakley
TE Walker	LCB Hill
QB Bulger	RCB Brown
FB Hedgecock	SS Chavous
RB Jackson	FS Atogwe

### SACKS

RAMS: None  
 Redskins: Carter 1-6

### TACKLES

RAMS: Chavous-9, Little-8, Atogwe-7, Chillar-5, Coakley-5, Witherspoon-5, Bartell-4, Brown-4, Kennedy-4

### PASSING

RAMS	Att	Cmp	Pct	Yds	Sk/Yd	TD	LG	IN	Passer Rating
Marc Bulger	38	25	65.7	388	1/6	4	64	0	134.5
Redskins	Att	Cmp	Pct	Yds	Sk/Yd	TD	LG	IN	Passer Rating
Jason Campbell	26	13	50.0	160	0/0	1	21	0	82.2

### RUSHING

RAMS	Att	Yds	Avg	LG	TD
Steven Jackson	33	150	4.5	21	1
Marc Bulger	2	27	13.5	29	0
Stephen Davis	3	13	4.3	8	0
Kevin Curtis	1	7	7.0	7	0
Redskins	Att	Yds	Avg	LG	TD
Ladell Betts	29	129	4.4	25	2
Antwaan Randle El	2	21	10.5	17	0
T.J. Duckett	5	18	3.6	11	1
Jason Campbell	1	7	7.0	7	0
Mike Sellers	1	1	1.0	1	0

### RECEIVING

RAMS	No	Yds	Avg	LG	TD
Isaac Bruce	9	148	16.4	43	1
Steven Jackson	6	102	17.0	64	1
Torry Holt	4	54	13.5	22	0
Dominique Byrd	2	39	19.5	27	0
Kevin Curtis	1	18	18.0	18	0
Aaron Walker	1	11	11.0	11	0
Stephen Davis	1	10	10.0	10	0
Madison Hedgecock	1	6	6.0	6	0
Redskins	No	Yds	Avg	LG	TD
Chris Cooley	7	77	11.0	19	1
Santana Moss	3	29	9.7	14	0
Ladell Betts	2	35	17.5	21	0
T.J. Duckett	1	19	19.0	19	0

### INTERCEPTIONS

RAMS	No	Yds	Avg	LG	TD
None					
Redskins	No	Yds	Avg	LG	TD
None					

### PUNTING

RAMS	No	Yds	Avg	Net	TB/120	LG
Matt Turk	5	206	41.2	32.2	0/1	56
Redskins	No	Yds	Avg	Net	TB/120	LG
Derrick Frost	7	308	44.0	39.4	0/3	57

### PUNT RETURNS

RAMS	No	Yds	Avg	FC	LG	TD
Shaun McDonald	5	32	6.4	0	33	0
Redskins	No	Yds	Avg	FC	LG	TD
Antwaan Randle El	2	13	6.5	0	12	0

### KICKOFF RETURNS

RAMS	No	Yds	Avg	FC	LG	TD
Willie Ponder	7	137	19.6	0	29	0
Redskins	No	Yds	Avg	FC	LG	TD
Rock Cartwright	5	111	22.2	0	27	0



# Game 16 RAMS 41, Minnesota Vikings 21

Metrodome

December 31, 2006

Indoors, 66 Degrees



In the season finale, the Rams came out strong and defeated the Minnesota Vikings, 41-21, ending the season at 8-8. RB Steven Jackson was the first person in 28 games to rush for over 100 yards against the Vikings' top-rated run defense, closing out the last game of the season with 142 rushing yards, 24 receiving yards, and a career-high four touchdowns. Jackson passed RB Cullen Bryant (3,119) for ninth on the Rams' all-time rushing list with 3,247 yards, and passed RB Eric Dickerson (2,244) for second on the Rams' list of most scrimmage yards in a single season in franchise history with 2,334 yards. Jackson was the first Ram since 1986 to end the season with 1,500 yards rushing, finishing with 1,528 yards, the fourth-best in Rams' history. QB Marc Bulger (16,233) passed Hall of Famer Norm Van Brocklin (16,114) for third place on the Rams' all-time passing yards list. K Jeff Wilkins broke a tie with David Ray (30; 1973) for second place on the Rams' list of most made field goals in one season with two field goals (3/2). The Rams went up 7-0 on the first drive of the game when CB Ron Bartell returned an interception for a 38-yard touchdown. A 42-yard field goal by Wilkins put the Rams up 10-0 in the first quarter, but the Vikings answered with a touchdown (10-7). The Rams held the Vikings scoreless in the second and third quarters, with Jackson scoring two touchdowns in the second quarter to put the Rams up 24-7 at the half. The Rams extended their lead to 34-7 in the third quarter with another Jackson touchdown and a 53-yard field goal by Wilkins. Jackson recorded his fourth touchdown of the day early in the fourth quarter to extend the Rams' lead to 41-7. Two late-game touchdowns cut the lead to 41-21, for the final margin.

RAMS	10	14	10	7	41
Vikings	7	0	0	14	21

RAMS - Bartell 38-yd interception return (Wilkins kick)  
 RAMS - FG Wilkins 42  
 Vikings - Jackson 1-yd run (Longwell kick)  
 RAMS - Jackson 4-yd run (Wilkins kick)  
 RAMS - Jackson 10-yd pass (Wilkins kick)  
 RAMS - FG Wilkins 53  
 RAMS - Jackson 2-yd run (Wilkins kick)  
 RAMS - Jackson 59-yd run (Wilkins kick)  
 Vikings - C. Taylor 1-yd run (Longwell kick)  
 Vikings - T. Taylor 3-yd pass (Longwell kick)  
 PAID ATT --- 63,557

	RAMS	VIKINGS
First Downs	23	17
Rushing	8	6
Passing	15	10
Penalty	0	1
Third Down Efficiency	5-12-43%	6-14-43%
Fourth Down Efficiency	1-1-100%	0-0-0%
Total Net Yards	293	216
Total Offensive Plays	67	61
Avg. Gain Per Play	4.4	3.5
Rushes-Yards	36-168	22-82
Avg. Gain Per Rush	4.7	3.7
Net Passing Yards	248	211
Att-Comp-Int	31-19-0	35-21-2
Avg. Gain Per Pass	8.0	5.4
Sacks Allowed-Yards	0-0	4-14
Punts-Avg	4-43.5	6-45.2
Penalties-Yards	4-62	5-35
Fumbles-Lost	0-0	3-0
Time of Possession	31:54	28:06

### RAMS STARTERS

WR	Holt	LE	Little
LT	Steussie	UT	Glover
LG	Setterstrom	NT	Kennedy
C	Romberg	RE	Green
RG	Incognito	SLB	Chillar
RT	Barron	MLB	Witherspoon
TE	Klopfenstein	WLB	Coakley
WR	Bruce	LCB	Hill
QB	Bulger	RCB	Brown
TE	Walker	SS	Chavous
RB	Jackson	FS	Atogwe

### SACKS

RAMS: Kennedy 1-5.0, Little 1-8.0, Witherspoon 1-1.0, Wroten 1-0.0  
 Vikings: None

### TACKLES

RAMS: Witherspoon-10, Atogwe-7, Brown-7, Chavous-7, Coakley-6, Chillar-4, Glover-4, Kennedy-4

### PASSING

RAMS	Att	Cmp	Pct	Yds	Sk/Yd	TD	LG	IN	Passer Rating
Marc Bulger	30	19	63.3	248	0/0	1	31	0	100.4
Isaac Bruce	1	0	0.0	0	0/0	0	0	0	39.6
Vikings	Att	Cmp	Pct	Yds	Sk/Yd	TD	LG	IN	Passer Rating
Tarvaris Jackson	34	20	58.8	213	4/14	1	50	2	62.5
Brad Johnson	1	1	100.0	12	0/0	0	12	0	116.7

### RUSHING

RAMS	Att	Yds	Avg	LG	TD
Steven Jackson	25	142	5.7	59	3
Dane Looker	1	13	13.0	13	0
Kay-Jay Harris	3	9	3.0	9	0
Stephen Davis	4	4	1.0	6	0
Ryan Fitzpatrick	3	0	0.0	2	0
Vikings	Att	Yds	Avg	LG	TD
Tarvaris Jackson	7	34	4.9	8	1
Chester Taylor	12	31	2.6	16	1
Mewelde Moore	1	10	10.0	10	0
Artose Pinner	2	7	3.5	9	0

### RECEIVING

RAMS	No	Yds	Avg	LG	TD
Torry Holt	9	90	10.0	18	0
Isaac Bruce	4	66	16.5	23	0
Kevin Curtis	2	39	19.5	31	0
Steven Jackson	2	24	12.0	14	1
Aaron Walker	1	26	26.0	26	0
Madison Hedgecock	1	3	3.0	3	0
Vikings	No	Yds	Avg	LG	TD
Travis Taylor	5	54	10.8	21	1
Billy McMullen	4	47	11.8	20	0
Martin Nance	4	33	8.3	12	0
Mewelde Moore	3	57	19.0	50	0
Bethel Johnson	1	19	19.0	19	0
Jeff Dugan	1	6	6.0	6	0
Jermaine Wiggins	1	5	5.0	5	0
Chester Taylor	1	4	4.0	4	0
Richard Owens	1	0	0.0	0	0

### INTERCEPTIONS

RAMS	No	Yds	Avg	LG	TD
Ron Bartell	2	47	23.5	38	1
Vikings	No	Yds	Avg	LG	TD
None					

### PUNTING

RAMS	No	Yds	Avg	Net	TB/120	LG
Matt Turk	3	141	47.0	44.0	0/0	55
Jeff Wilkins	1	33	33.0	25.0	0/1	33
Vikings	No	Yds	Avg	Net	TB/120	LG
Chris Kluge	6	271	45.2	41.0	0/2	50

### PUNT RETURNS

RAMS	No	Yds	Avg	FC	LG	TD
Shaun McDonald	2	16	8.0	2	9	0
Dane Looker	1	9	9.0	0	9	0
Vikings	No	Yds	Avg	FC	LG	TD
Mewelde Moore	1	9	9.0	2	9	0
Dwight Smith	1	8	8.0	0	8	0

### KICKOFF RETURNS

RAMS	No	Yds	Avg	FC	LG	TD
Willie Ponder	2	50	25.0	0	26	0
Vikings	No	Yds	Avg	FC	LG	TD
Bethel Johnson	8	225	28.1	0	65	0



# 2006 PRESEASON STATISTICS

## Won 1, Lost 3

Date	W/L	Score	Opponent	Attend.
8/10	W	19-17	INDIANAPOLIS	(60,620)
8/19	L	20-27	HOUSTON	(65,391)
8/26	L	12-16	@ Kansas City	(74,741)
8/31	L	9-29	@ Miami	(72,003)
<b>Total Attendance.....</b>				<b>(243,696)</b>

RAMS		OPP.	
<b>Total First Downs</b> .....	<b>70</b>	<b>68</b>	
Rushing.....	22	17	
Passing.....	39	41	
Penalty.....	9	10	
3rd Down Eff.....	19/56-33.9%	13/47-27.7%	
4th Down Eff.....	3/5-60.0%	0/0-0.0%	
<b>Possession Avg.</b> .....	<b>31:04</b>	<b>28:56</b>	
<b>Total Net Yards</b> .....	<b>1173</b>	<b>1146</b>	
Avg. Per Game.....	293.3	286.5	
Total Plays.....	256	233	
Avg. Per Play.....	4.6	4.9	
<b>Net Yards Rushing</b> .....	<b>414</b>	<b>361</b>	
Avg. Per Game.....	103.5	90.3	
Total Rushes.....	119	107	
<b>Net Yards Passing</b> .....	<b>759</b>	<b>785</b>	
Avg. Per Game.....	189.8	196.3	
Sacked/Yards Lost.....	11/76	12/70	
Gross Yards.....	835	855	
Attempts/Completions.....	126/73	114/67	
Completion Pct.....	57.9%	58.8%	
Had Intercepted.....	3	1	
<b>Punts/Average</b> .....	<b>20/43.0</b>	<b>21/43.4</b>	
Net Avg.....	37.9	38.5	
<b>Penalties/Yards</b> .....	<b>29/283</b>	<b>32/306</b>	
<b>Fumbles/Ball Lost</b> .....	<b>8/4</b>	<b>6/3</b>	
<b>Touchdowns</b> .....	<b>5</b>	<b>8</b>	
Rushing.....	3	3	
Passing.....	2	4	
Returns.....	0	1	

Score by Periods	1	2	3	4	OT	T
Rams.....	24	7	23	6	0	60
Opponents.....	17	28	17	27	0	89

Scoring	TD	Ru	Pa	Rt	PAT	FG	2pt	Pts
Remy Hamilton.....	0	0	0	0	4/5	4/7	0	16
Jeff Wilkins.....	0	0	0	0	0/0	4/4	0	12
Moe Williams.....	1	1	0	0	0/0	0/0	0	6
Shaun McDonald.....	1	0	1	0	0/0	0/0	0	6
Fred Russell.....	1	1	0	0	0/0	0/0	0	6
Tony Fisher.....	1	1	0	0	0/0	0/0	0	6
Jerome Collins.....	1	0	1	0	0/0	0/0	0	6
Anthony Hargrove.....	0	0	0	0	0/0	0/0	al	2
<b>Rams</b> .....	<b>5</b>	<b>3</b>	<b>2</b>	<b>1</b>	<b>4/5</b>	<b>8/11</b>	<b>1</b>	<b>60</b>
<b>Opponents</b> .....	<b>8</b>	<b>3</b>	<b>4</b>	<b>#1</b>	<b>8/8</b>	<b>11/12</b>	<b>0</b>	<b>89</b>

**2-PT. Conversions: Rams 0/0, Opponents 0/0**  
 a - Anthony Hargrove tackled Dylan Gandy (Indianapolis) in endzone for safety  
 # - Deke Cooper (Miami) 30-yard interception return

**Sacks** - Matthew Rice 3.0, Brian Howard 3.0, Pisa Tinoisamoa 2.0, Brandon Green 1.0, Jamal Brooks 1.0, Fakhir Brown 1.0, Victor Adeyanju 1.0; **TEAM: 12.0, OPPONENT: 11.0**

**Fumbles Lost:** Moe Williams 1, Marc Bulger 1, Dave Ragone 1, Brandon Middleton 1; **TOTAL: 4**

**Opponent Fumble Recoveries:** Jamal Brooks 1, Mike Goolsby 1, Oshiomoghwo Atoogwe 1; **TOTAL: 3**

Rushing	No.	Yds.	Avg.	LG	TD
Tony Fisher.....	30	104	3.5	13	1
Fred Russell.....	20	101	5.1	54	1
Steven Jackson.....	19	73	3.8	23	0
Moe Williams.....	18	41	2.3	6	1
Ryan Fitzpatrick.....	7	28	4.0	9	0
Dave Ragone.....	7	25	3.6	9	0
Antoine Bagwell.....	6	16	2.7	6	0
John David Washington.....	7	15	2.1	8	0
Gus Frerotte.....	2	11	5.5	7	0
Dane Looker.....	2	0	0.0	10	0
Marc Bulger.....	1	0	0.0	0	0
<b>Rams</b> .....	<b>119</b>	<b>414</b>	<b>3.5</b>	<b>54</b>	<b>3</b>
<b>Opponents</b> .....	<b>107</b>	<b>361</b>	<b>3.4</b>	<b>43t</b>	<b>3</b>

Receiving	No.	Yds.	Avg.	LG	TD
Shaun McDonald.....	7	95	13.6	30	1
Taylor Stubblefield.....	7	82	11.7	26	0
Dane Looker.....	6	44	7.3	13	0
Aaron Walker.....	5	72	14.4	28	0
Torry Holt.....	5	63	12.6	18	0
Dominique Thompson.....	5	62	12.4	19	0
Tony Fisher.....	5	41	8.2	18	0
Brandon Middleton.....	4	33	8.3	13	0
Moe Williams.....	4	31	7.8	12	0
Fred Russell.....	4	20	5.0	11	0
Kevin Curtis.....	3	49	16.3	26	0
Dominique Byrd.....	3	24	8.0	18	0
Steven Jackson.....	3	21	7.0	12	0
Jerome Collins.....	2	56	28.0	54t	1
Brad Pyatt.....	2	47	23.5	40	0
Isaac Bruce.....	2	36	18.0	22	0
Joe Klopfenstein.....	2	25	12.5	14	0
Marques Hagans.....	1	19	19.0	19	0
Antoine Bagwell.....	1	7	7.0	7	0
Clinton Solomon.....	1	5	5.0	5	0
Paul Smith.....	1	3	3.0	3	0
<b>Rams</b> .....	<b>73</b>	<b>835</b>	<b>11.4</b>	<b>54t</b>	<b>2</b>
<b>Opponents</b> .....	<b>67</b>	<b>855</b>	<b>12.8</b>	<b>44t</b>	<b>4</b>

Interceptions	No.	Yds.	Avg.	LG	TD
DeJuan Groce.....	1	0	0.0	0	0
<b>Rams</b> .....	<b>1</b>	<b>0</b>	<b>0.0</b>	<b>0</b>	<b>0</b>
<b>Opponents</b> .....	<b>3</b>	<b>49</b>	<b>16.3</b>	<b>30t</b>	<b>1</b>

Punting	No.	Yds.	Avg.	Net	TB	I20	LG	Blk.
Andy Groom.....	13	505	38.8	36.5	1	6	58	0
Matt Turk.....	7	354	50.6	40.4	0	2	59	0
<b>Rams</b> .....	<b>20</b>	<b>859</b>	<b>43.0</b>	<b>37.9</b>	<b>1</b>	<b>8</b>	<b>59</b>	<b>0</b>
<b>Opponents</b> .....	<b>21</b>	<b>912</b>	<b>43.4</b>	<b>38.5</b>	<b>2</b>	<b>4</b>	<b>59</b>	<b>0</b>

Punt Returns	No.	FC	Yds.	Avg.	LG	TD
Marques Hagans.....	7	3	55	7.9	11	0
Shaun McDonald.....	2	0	9	4.5	7	0
Brad Pyatt.....	0	5	0	0.0	0	0
<b>Rams</b> .....	<b>9</b>	<b>8</b>	<b>64</b>	<b>7.1</b>	<b>11</b>	<b>0</b>
<b>Opponents</b> .....	<b>6</b>	<b>11</b>	<b>82</b>	<b>13.7</b>	<b>33</b>	<b>0</b>

Kickoff Returns	No.	Yds.	Avg.	LG	TD
Marques Hagans.....	7	157	22.4	30	0
Brad Pyatt.....	6	153	25.5	35	0
Kevin Curtis.....	1	27	27.0	27	0
Fred Russell.....	1	26	26.0	26	0
Tony Fisher.....	1	6	6.0	6	0
Raonall Smith.....	1	0	0.0	0	0
Tony Palmer.....	1	0	0.0	0	0
<b>Rams</b> .....	<b>18</b>	<b>369</b>	<b>20.5</b>	<b>35</b>	<b>0</b>
<b>Opponents</b> .....	<b>16</b>	<b>399</b>	<b>24.9</b>	<b>63</b>	<b>0</b>

Field Goals	1-19	20-29	30-39	40-49	50+	T
Remy Hamilton.....	0/0	0/0	3/4	1/2	0/1	4/7
Jeff Wilkins.....	0/0	0/0	1/1	3/3	0/0	4/4
<b>Rams</b> .....	<b>0/0</b>	<b>0/0</b>	<b>4/5</b>	<b>4/5</b>	<b>0/1</b>	<b>8/11</b>
<b>Opponents</b> .....	<b>0/0</b>	<b>5/5</b>	<b>2/3</b>	<b>2/2</b>	<b>2/2</b>	<b>11/12</b>

Passing	Att.	Comp.	Yds.	Pct.	Yds./Att.	TD	TD%	Int.	Int%	LG	Sack/Lost	Rating
Gus Frerotte.....	32	20	260	62.5%	8.1	2	6.3%	0	0.0%	54t	1/7	108.9
Marc Bulger.....	30	17	215	56.7%	7.2	0	0.0%	1	3.3%	28	4/27	65.3
Ryan Fitzpatrick.....	35	20	204	57.1%	5.8	0	0.0%	0	0.0%	19	3/23	74.0
Dave Ragone.....	29	16	156	55.2%	5.4	0	0.0%	2	6.9%	40	3/19	41.8
<b>Rams</b> .....	<b>126</b>	<b>73</b>	<b>835</b>	<b>57.9%</b>	<b>6.6</b>	<b>2</b>	<b>1.6%</b>	<b>3</b>	<b>2.4%</b>	<b>54t</b>	<b>11/76</b>	<b>73.4</b>
<b>Opponents</b> .....	<b>114</b>	<b>67</b>	<b>855</b>	<b>58.8%</b>	<b>7.5</b>	<b>4</b>	<b>3.5%</b>	<b>1</b>	<b>0.9%</b>	<b>44t</b>	<b>12/70</b>	<b>90.4</b>

TACKLES	Solo	Assists	Total	Sacks	Yards	Int	PD	FF	FR
Jamal Brooks .....	12	2	14	1.0	3.0	0	1	0	1
Dwaine Carpenter .....	11	1	12	0.0	0.0	0	0	0	0
Tye Hill .....	9	2	11	0.0	0.0	0	3	0	0
Brian Howard .....	9	2	11	3.0	13.0	0	0	0	0
Will Witherspoon .....	9	1	10	0.0	0.0	0	0	0	0
Dexter Coakley .....	8	2	10	0.0	0.0	0	2	1	0
Victor Adeyanju .....	6	3	9	1.0	2.0	0	0	0	0
Jerametrious Butler .....	6	3	9	0.0	0.0	0	2	0	0
Pisa Tinoisamoa .....	8	0	8	2.0	27.0	0	0	0	0
Ron Bartell .....	7	1	8	0.0	0.0	0	2	0	0
Jon Alston .....	6	2	8	0.0	0.0	0	0	0	0
Tim Sandidge .....	5	2	7	0.0	0.0	0	0	0	0
Tim McGarigle .....	6	0	6	0.0	0.0	0	1	1	0
Jason Fisk .....	5	1	6	0.0	0.0	0	0	0	0
Brandon Green .....	4	2	6	1.0	4.0	0	0	0	0
Jimmy Kennedy .....	4	2	6	0.0	0.0	0	0	0	0
Matthew Rice .....	5	0	5	3.0	18.0	0	0	0	0
Mike Goolsby .....	3	2	5	0.0	0.0	0	0	0	1
Oshiomogho Atogwe .....	4	0	4	0.0	0.0	0	0	0	0
Fakhir Brown .....	4	0	4	1.0	3.0	0	2	1	0
Jeremy Calahan .....	4	0	4	0.0	0.0	0	0	0	0
Brandon Chillar .....	4	0	4	0.0	0.0	0	0	0	0
Jerome Carter .....	3	1	4	0.0	0.0	0	0	0	0
Claude Wroten .....	2	2	4	0.0	0.0	0	0	0	0
Dwight Anderson .....	3	0	3	0.0	0.0	0	0	0	0
Corey Chavous .....	3	0	3	0.0	0.0	0	0	0	0
La'Roi Glover .....	3	0	3	0.0	0.0	0	0	0	0
Deandre' Eiland .....	2	1	3	0.0	0.0	0	0	1	0
Leonard Little .....	2	1	3	0.0	0.0	0	0	0	0
Anthony Hargrove .....	2	0	2	0.0	0.0	0	0	0	0
Travis Fisher .....	1	1	2	0.0	0.0	0	0	0	0
Raonall Smith .....	1	1	2	0.0	0.0	0	0	0	0
DeJuan Groce .....	1	0	1	0.0	0.0	1	2	0	0
<b>Total .....</b>	<b>162</b>	<b>35</b>	<b>197</b>	<b>12.0</b>	<b>70.0</b>	<b>1</b>	<b>15</b>	<b>4</b>	<b>2</b>

SPECIAL TEAMS TACKLES	Solo	Assists	Total
Ron Bartell .....	2	0	2
Tye Hill .....	2	0	2
Raonall Smith .....	2	0	2
Jon Alston .....	1	0	1
Oshiomogho Atogwe .....	1	0	1
Jerome Carter .....	1	0	1
Brandon Chillar .....	1	0	1
Deandre' Eiland .....	1	0	1
Tony Fisher .....	1	0	1
Mike Goolsby .....	1	0	1
Brandon Green .....	1	0	1
Anthony Hargrove .....	1	0	1
Fred Russell .....	1	0	1
Dane Looker .....	1	0	1
Paul Smith .....	1	0	1
Rod Trafford .....	1	0	1
Moe Williams .....	1	0	1
<b>Total .....</b>	<b>20</b>	<b>0</b>	<b>20</b>

MISCELLANEOUS	Solo	Assists	Total	FR	FF
Kevin Curtis .....	1	0	0	0	0
Steven Jackson .....	1	0	0	0	0
Adam Timmerman .....	1	0	0	0	0
Antoine Bagwell .....	0	0	0	1	0
Marc Bulger .....	0	0	0	1	0
Ryan Fitzpatrick .....	0	0	0	1	0
Joe Klopfenstein .....	0	0	0	1	0



# 2006 REGULAR SEASON STATISTICS

## Won 8, Lost 8

Date	W/L	Score	Opponent	Attend.
9/10	W	18-10	DENVER	(65,577)
9/17	L	13-20	at San Francisco	(67,791)
9/24	W	16-14	at Arizona	(63,278)
10/1	W	41-34	DETROIT	(65,563)
10/8	W	23-20	at Green Bay	(70,804)
10/15	L	28-30	SEATTLE	(65,592)
10/29	L	24-38	at San Diego	(66,536)
11/5	L	17-31	KANSAS CITY	(66,191)
11/12	L	22-24	at Seattle	(68,175)
11/19	L	0-15	at Carolina	(73,348)
11/26	W	20-17	SAN FRANCISCO	(65,517)
12/3	L	20-34	ARIZONA	(65,612)
12/11	L	27-42	CHICAGO	(66,234)
12/17	W	20-0	at Oakland	(50,164)
12/24	W	37-31	WASHINGTON (OT)	(62,324)
12/31	W	41-21	at Minnesota	(63,557)
<b>Total Attendance</b>				<b>(1,046,325)</b>

	RAMS	OPP
<b>Total First Downs</b>	<b>332</b>	<b>313</b>
Rushing	94	121
Passing	212	164
Penalty	26	28
3rd Down Eff.	83/222-37.4%	93/205-45.4%
4th Down Eff.	12/18-66.7%	2/6-33.3%
<b>Possession Avg.</b>	<b>31:07</b>	<b>28:53</b>
<b>Total Net Yards</b>	<b>5767</b>	<b>5362</b>
Avg. Per Game	360.4	335.1
Total Plays	1065	962
Avg. Per Play	5.4	5.6
<b>Net Yards Rushing</b>	<b>1805</b>	<b>2327</b>
Avg. Per Game	112.8	145.4
Total Rushes	424	477
<b>Net Yards Passing</b>	<b>3962</b>	<b>3035</b>
Avg. Per Game	247.6	189.7
Sacked/Yards Lost	49/366	34/214
Gross Yards	4328	3249
Attempts/Completions	592/371	451/266
Completion Pct.	62.7%	59.0%
Had Intercepted	8	17
<b>Punts/Average</b>	<b>76/42.2</b>	<b>67/45.2</b>
Net Avg.	37.8	39.0
<b>Penalties/Yards</b>	<b>116/960</b>	<b>92/835</b>
Fumbles/Ball Lost	20/10	24/15
<b>Touchdowns</b>	<b>39</b>	<b>46</b>
Rushing	13	21
Passing	24	21
Returns	2	4

Score by Periods	1	2	3	4	OT	T
Rams	53	136	74	98	6	367
Opponents	76	106	79	120	0	381

Scoring	TD	Ru	Pa	Rt	PAT	FG	S	Pts
Jeff Wilkins	0	0	0	0	35/35	32/37	0	131
Steven Jackson	16	13	3	0	0/0	0/0	0	96
Torry Holt	10	0	10	0	0/0	0/0	0	60
Kevin Curtis	4	0	4	0	0/0	0/0	0	24
Isaac Bruce	3	0	3	0	0/0	0/0	0	24
Stephen Davis	1	0	1	0	0/0	0/0	0	6
Joe Klopfenstein	1	0	1	0	0/0	0/0	0	6
Dominique Byrd	1	0	1	0	0/0	0/0	0	6
Victor Adeyanju	1	0	0	b1	0/0	0/0	0	6
Ron Bartell	1	0	0	c1	0/0	0/0	0	6
Shaun McDonald	1	0	1	0	0/0	0/0	0	6
<b>Rams</b>	<b>39</b>	<b>13</b>	<b>24</b>	<b>2</b>	<b>35/35</b>	<b>32/37</b>	<b>0</b>	<b>367</b>
<b>Opponents</b>	<b>46</b>	<b>21</b>	<b>21</b>	<b>4</b>	<b>46/46</b>	<b>19/24</b>	<b>0</b>	<b>381</b>

**Two Point Conversions:** RAMS: 1/2, OPP: 0/0  
 a - Bruce 2-point conversion pass (from Bulger) vs. DET 10/1  
 b - Adeyanju 89-yard fumble return @ SEA 11/12  
 c - Bartell 38-yard interception return @ MIN 12/31  
 # - McCree (San Diego) 79-yard fumble return @ SD 10/29  
 # - Burleson (Seattle) 90-yard punt return @ SEA 11/12  
 # - Hester (Chicago) 94-yard kickoff return vs. CHI 12/11  
 # - Hester (Chicago) 96-yard kickoff return vs. CHI 12/11

**Sacks** - Leonard Little 13.0, La'Roi Glover 5.5, Will Witherspoon 3.0, Pisa Tinoisamao 2.0, Brandon Chillar 2.0, Raonall Smith 1.5, Oshiomogho Atogwe 1.0, Fakhir Brown 1.0, Victor Adeyanju 1.0, Jimmy Kennedy 1.0, Corey Chavous 1.0, Claude Wroten 1.0, Anthony Hargrove 0.5, Brandon Green 0.5; RAMS: 34.0 OPP: 49.0

Passing	Att.	Comp.	Yds.	Pct.	Yds./Att.	TD	TD%	Int.	Int%	LG	Sack/Lost	Rating
Marc Bulger	588	370	4301	62.9%	7.3	24	4.1%	8	1.4%	67t	49/366	92.9
Gus Frenette	3	1	27	33.3%	9.0	0	0.0%	0	0.0%	27	0/0	57.4
Isaac Bruce	1	0	0	0.0%	0.0	0	0.0%	0	0.0%	0	0/0	39.6
<b>Rams</b>	<b>592</b>	<b>371</b>	<b>4328</b>	<b>62.7%</b>	<b>7.3</b>	<b>24</b>	<b>4.1%</b>	<b>8</b>	<b>1.4%</b>	<b>67t</b>	<b>49/366</b>	<b>92.7</b>
<b>Opponents</b>	<b>451</b>	<b>266</b>	<b>3249</b>	<b>59.0%</b>	<b>7.2</b>	<b>21</b>	<b>4.7%</b>	<b>17</b>	<b>3.8%</b>	<b>72t</b>	<b>34/214</b>	<b>81.1</b>

Rushing	No.	Yds.	Avg.	LG	TD
Steven Jackson	346	1528	4.4	59t	13
Stephen Davis	40	177	4.4	16	0
Marc Bulger	18	44	2.4	29	0
Matt Turk	2	19	9.5	16	0
Dane Looker	1	13	13.0	13	0
Tony Fisher	6	9	1.5	4	0
Kay-Jay Harris	3	9	3.0	9	0
Kevin Curtis	4	4	1.0	7	0
Madison Hedgecock	1	2	2.0	2	0
Ryan Fitzpatrick	3	0	0.0	2	0
<b>Rams</b>	<b>424</b>	<b>1805</b>	<b>4.3</b>	<b>59t</b>	<b>13</b>
<b>Opponents</b>	<b>477</b>	<b>2327</b>	<b>4.9</b>	<b>51</b>	<b>21</b>

Receiving	No.	Yds.	Avg.	LG	TD
Torry Holt	93	1188	12.8	67t	10
Steven Jackson	90	806	9.0	64t	3
Isaac Bruce	74	1098	14.8	45	4
Kevin Curtis	40	479	12.0	42	3
Joe Klopfenstein	20	226	11.3	28	1
Tony Fisher	14	159	11.4	49	0
Shaun McDonald	13	136	10.5	28	1
Stephen Davis	12	90	7.5	18	1
Madison Hedgecock	7	29	4.1	7	0
Aaron Walker	5	68	13.6	26	0
Dominique Byrd	2	39	19.5	27t	1
Kay-Jay Harris	1	10	10.0	10	0
<b>Rams</b>	<b>371</b>	<b>4328</b>	<b>11.7</b>	<b>67t</b>	<b>24</b>
<b>Opponents</b>	<b>266</b>	<b>3249</b>	<b>12.2</b>	<b>72t</b>	<b>21</b>

Interceptions	No.	Yds.	Avg.	LG	TD
Ron Bartell	3	63	21.0	36t	1
Tye Hill	3	20	6.7	14	0
Fakhir Brown	3	17	5.7	20	0
Oshiomogho Atogwe	3	8	2.7	7	0
Jerome Carter	2	39	19.5	36	0
Dexter Coakley	2	0	0.0	0	0
Corey Chavous	1	17	17.0	17	0
<b>Rams</b>	<b>17</b>	<b>164</b>	<b>9.6</b>	<b>38t</b>	<b>1</b>
<b>Opponents</b>	<b>18</b>	<b>148</b>	<b>8.2</b>	<b>56</b>	<b>0</b>

Punting	No.	Yds.	Avg.	Net	B	I20	LG	Blk.
Matt Turk	72	3132	43.5	38.3	5	26	74	1
Jeff Wilkins	3	91	30.3	27.7	0	3	33	0
<b>Rams</b>	<b>76</b>	<b>3223</b>	<b>42.4</b>	<b>37.8</b>	<b>5</b>	<b>29</b>	<b>74</b>	<b>1</b>
<b>Opponents</b>	<b>67</b>	<b>3026</b>	<b>45.2</b>	<b>39.0</b>	<b>9</b>	<b>20</b>	<b>66</b>	<b>0</b>

Punt Returns	No.	FC	Yds.	Avg.	LG	TD
Shaun McDonald	23	14	172	7.5	33	0
Dane Looker	7	6	47	6.7	10	0
Willie Ponder	0	0	15	0	15	0
<b>Rams</b>	<b>30</b>	<b>20</b>	<b>234</b>	<b>7.8</b>	<b>33</b>	<b>0</b>
<b>Opponents</b>	<b>27</b>	<b>22</b>	<b>247</b>	<b>9.1</b>	<b>90t</b>	<b>1</b>

Kickoff Returns	No.	Yds.	Avg.	LG	TD
Willie Ponder	26	605	23.3	40	0
J.R. Reed	17	346	20.4	40	0
Kevin Curtis	9	188	20.9	28	0
Tony Fisher	8	165	20.6	26	0
Kay-Jay Harris	4	76	19.0	23	0
Paul Smith	1	3	3.0	3	0
<b>Rams</b>	<b>65</b>	<b>1383</b>	<b>21.3</b>	<b>40</b>	<b>0</b>
<b>Opponents</b>	<b>69</b>	<b>1701</b>	<b>24.7</b>	<b>96t</b>	<b>2</b>

Field Goals	1-19	20-29	30-39	40-49	50+	T
Jeff Wilkins	1/1	11/11	6/6	11/16	3/3	32/37
<b>Rams</b>	<b>1/1</b>	<b>11/11</b>	<b>6/6</b>	<b>11/16</b>	<b>3/3</b>	<b>32/37</b>
<b>Opponents</b>	<b>0/0</b>	<b>7/7</b>	<b>5/7</b>	<b>5/8</b>	<b>2/2</b>	<b>19/24</b>

**Jeff Wilkins**  
 (26G, 44M, 38G, 29G, 51G, 48G, 24G) (49G, 46M, 40G)  
 (26G, 47G, 21G) (42G, 19G, 46G, 47G, 47M) (31G, 26G, 20G) (1) (34G) (41G) (40G, 42G, 35G) (1) (24G, 51G, 27G, 37G) (48M) (24G, 34G) (21G, 41M) (42G, 53G)  
**Opponents**  
 (49G) (32G, 46M, 20G) (1) (29G, 20G) (27G, 45M, 32G) (34M, 49G, 49G, 54G) (31G) (42G) (38G) (40G, 34G) (24G) (23G, 20G) (37M, 49M) (1) (52G) (1)

**Fumbles Lost:** Marc Bulger 3, Steven Jackson 2, Shaun McDonald 1, Kevin Curtis 3, Stephen Davis 1, Torry Holt 1, Dane Looker 1; **Total:** 10  
**Opponent Fumble Recoveries:** Corey Chavous 2, Jimmy Kennedy 2, Victor Adeyanju 2, Oshiomogho Atogwe 1, Tye Hill 1, La'Roi Glover 1, Jerametris Butler 1, Will Witherspoon 1, Raonall Smith 1, Chris Massey 1, Dwaine Carpenter 1, Pisa Tinoisamao 1; **Total:** 15

TACKLES	Solo	Ast.	Total	Sacks	Yards	Int.	PD	QB Pres.	FF	FR*
Pisa Tinoisamoa	85	43	134	1.5	3.0	2	8	9	0	0
Will Witherspoon	136	104	32	3.0	4.0	0	9	14	1	1
Corey Chavous	118	82	36	1.0	3.0	1	6	9	1	2
Oshiomogho Atoigwe	91	62	29	1.0	24.0	3	5	9	6	1
Brandon Chillar	77	54	23	2.0	8.0	0	1	5	0	0
Fakhir Brown	76	64	12	1.0	10.0	3	9	0	2	0
Leonard Little	71	60	11	13.0	68.0	0	1	33	6	0
Jimmy Kennedy	55	32	23	1.0	5.0	0	1	7	1	2
La'Roi Glover	52	34	18	5.5	46.5	0	1	13	1	1
Pisa Tinoisamoa	47	27	20	2.0	9.0	0	1	5	0	1
Tye Hill	42	33	9	0.0	0.0	3	3	0	0	1
Victor Adeyanju	42	30	12	1.0	8.0	0	0	1	0	2
Jason Fisk	35	19	16	0.0	0.0	0	1	2	1	0
Dexter Coakley	37	25	12	0.0	0.0	2	2	2	0	0
Travis Fisher	31	25	6	0.0	0.0	0	2	1	0	0
Brandon Green	30	11	19	0.5	5.0	0	1	4	0	0
Jerome Carter	20	14	6	0.0	0.0	2	1	3	0	0
Ron Bartell	17	13	4	0.0	0.0	3	4	0	0	0
Claude Wroten	15	9	6	1.0	0.0	0	0	7	1	0
Anthony Hargrove	9	4	5	0.5	6.5	0	0	3	0	0
Raonall Smith	9	4	5	1.5	17.0	0	0	3	0	1
Eric Moore	2	2	0	0.0	0.0	0	0	1	0	0
Jerametrius Butler	2	1	1	0.0	0.0	0	0	0	0	1
<b>Total</b>	<b>1014</b>	<b>709</b>	<b>305</b>	<b>34.0</b>	<b>214.0</b>	<b>17</b>	<b>48</b>	<b>122</b>	<b>20</b>	<b>13</b>

\* Fumbles recovered on special teams are listed below

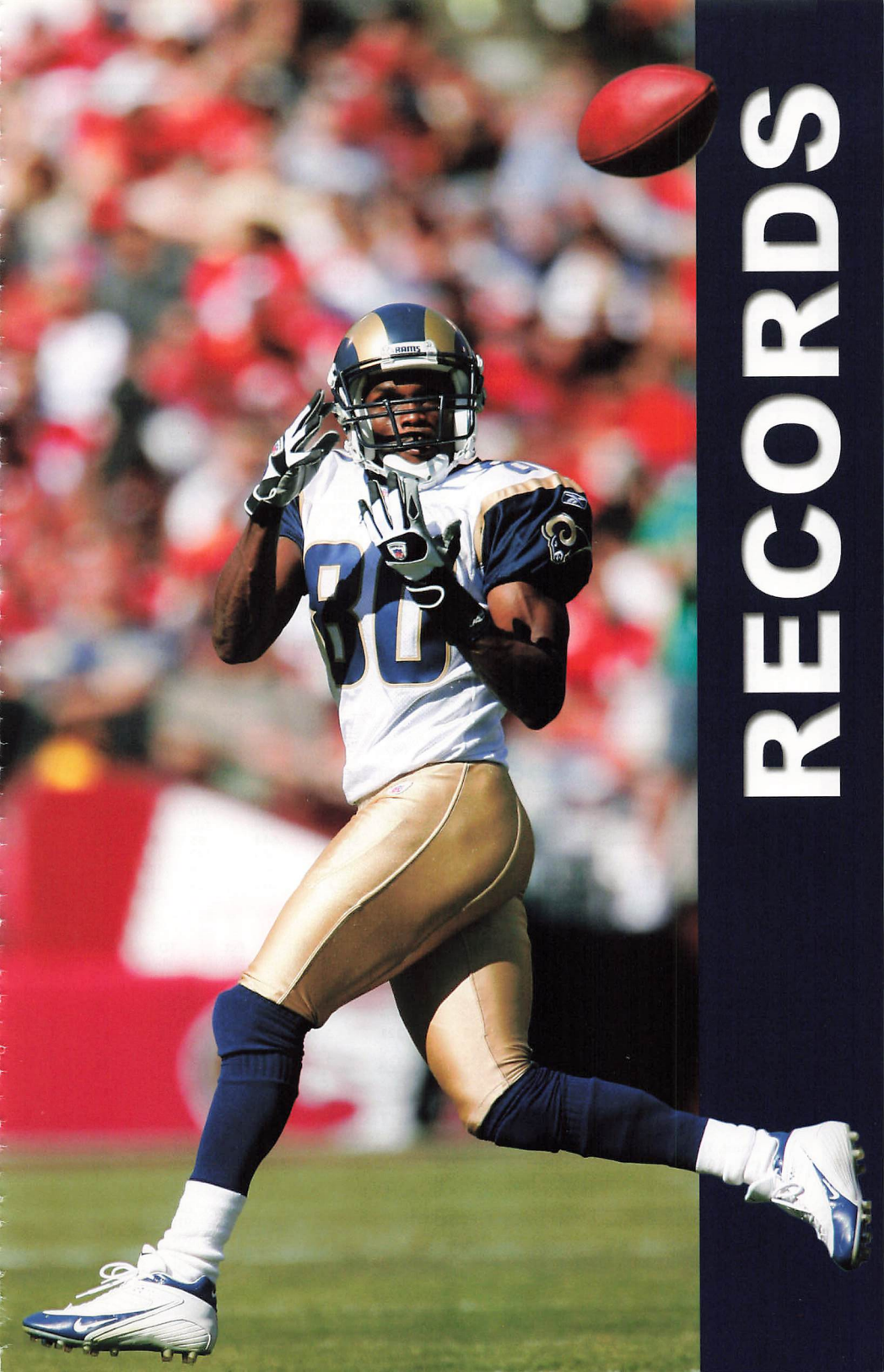
SPECIAL TEAMS TACKLES	Solo	Ast.	Total	FF	FR	BK	BK Rec
Raonall Smith	13	9	4	0	0	0	0
Tye Hill	9	8	1	0	0	0	0
Madison Hedgecock	9	7	2	0	0	0	0
Ron Bartell	9	6	3	0	0	0	0
Dane Looker	8	7	1	0	0	0	0
Isaiah Kacyvenski	7	7	0	0	0	0	0
Jerome Carter	6	5	1	0	0	0	0
J.R. Reed	5	5	0	0	0	0	0
Paul Smith	4	4	0	0	0	0	0
Will Witherspoon	4	4	0	a1	0	0	0
Dwaine Carpenter	5	4	1	0	b1	0	0
Kway-Jay Harris	5	4	1	0	0	0	0
Brandon Chillar	4	4	0	0	0	0	0
Tony Fisher	4	2	2	0	0	0	0
Willie Ponder	3	3	0	0	0	0	0
Oshiomogho Atoigwe	2	2	0	0	0	0	0
Jamal Brooks	2	2	0	0	0	0	0
Chris Massey	2	2	0	0	0	0	0
Jon Alston	2	1	1	0	0	0	0
Anthony Hargrove	2	1	1	0	0	0	0
Victor Adeyanju	1	1	0	0	0	0	0
Jerametrius Butler	1	1	0	0	0	0	0
Tony Fisher	1	1	0	0	0	0	0
Brandon Green	1	1	0	0	0	0	0
Eric Moore	1	1	0	0	0	0	0
Pisa Tinoisamoa	1	1	0	0	0	0	0
Claude Wroten	1	0	1	0	0	0	0
Dexter Coakley	1	0	1	0	0	0	0
Jeff Wilkins	1	0	1	0	0	0	0
<b>Total</b>	<b>114</b>	<b>94</b>	<b>20</b>	<b>1</b>	<b>1</b>	<b>0</b>	<b>0</b>

SACKS	No.	Yards
Leonard Little	13.0	68.0
La'Roi Glover	5.5	46.5
Will Witherspoon	3.0	4.0
Pisa Tinoisamoa	2.0	9.0
Brandon Chillar	2.0	8.0
Raonall Smith	1.5	17.0
Oshiomogho Atoigwe	1.0	24.0
Fakhir Brown	1.0	10.0
Victor Adeyanju	1.0	8.0
Jimmy Kennedy	1.0	5.0
Corey Chavous	1.0	3.0
Claude Wroten	1.0	0.0
Anthony Hargrove	0.5	6.5
Brandon Green	0.5	5.0
<b>Total</b>	<b>34.0</b>	<b>214.0</b>

a - Will Witherspoon forced fumble (Arnaz Battle) on punt return vs. San Francisco 11/26  
b - Dwaine Carpenter fumble recovery (Arnaz Battle) on punt return vs. San Francisco 11/26

MISCELLANEOUS	Solo	Assists	Total	Fum.Rec.	For. Fum.
Torry Holt	3	0	3	0	0
Todd Steussie	2	0	2	0	0
Adam Timmerman	2	0	2	0	0
Alex Barron	1	0	1	1	0
Isaac Bruce	1	0	1	0	0
Marc Bulger	1	0	1	1	0
Stephen Davis	1	0	1	0	0
Richie Incognito	1	0	1	1	0
Steven Jackson	1	0	1	2	0
Joe Klopfenstein	1	0	1	0	0
Orlando Pace	0	0	0	1	0
Matt Turk	0	0	0	1	0





# RECORDS



# ALL-TIME LEADERS

Bold denotes player active with Rams

*Italics denote rookie*

## CAREER RUSHING

	Years	No.	Yards	Avg.	Long	TD
1. Dickerson, Eric	.....1983-87	1,525	7,245	4.8	85t	56
2. Faulk, Marshall	.....1999-2006	1,447	6,959	4.8	71t	58
3. McCutcheon, Lawrence	.....1973-79	1,435	6,186	4.3	48	23
4. Bass, Dick	.....1960-69	1,218	5,417	4.5	73t	34
5. Towler, Dan	.....1950-55	672	3,493	5.2	79t	44
6. Josephson, Les	.....1964-67, 1969-74	797	3,407	4.3	75	17
7. Younger, Paul (Tank)	.....1949-57	682	3,296	4.8	75t	17
8. Tyler, Wendell	.....1977-82	720	3,266	4.5	69t	33
9. <b>Jackson, Steven</b>	..... <b>2004-</b>	<b>734</b>	<b>3,247</b>	<b>4.4</b>	<b>59t</b>	<b>25</b>
10. Bryant, Cullen	.....1973-81, 1987	802	3,119	3.9	26	20

## SEASON RUSHING

	Year	No.	Yards	Avg.	Long	TD
1. Dickerson, Eric	.....1984	379	2,105	5.6	66	14
2. Dickerson, Eric	.....1986	404	1,821	4.5	42t	11
3. <i>Dickerson, Eric</i>	.....1983	390	1,808	4.6	85t	18
4. <b>Jackson, Steven</b>	..... <b>2006</b>	<b>346</b>	<b>1,528</b>	<b>4.4</b>	<b>59t</b>	<b>13</b>
5. <i>Bettis, Jerome</i>	.....1993	294	1,429	4.9	71t	7
6. Faulk, Marshall	.....2001	260	1,382	5.3	71t	12
7. Faulk, Marshall	.....1999	253	1,381	5.5	58	7
8. White, Charles	.....1987	324	1,374	4.2	58	11
9. Faulk, Marshall	.....2000	253	1,359	5.4	36	18
10. McCutcheon, Lawrence	.....1977	294	1,238	4.2	48	7

## CAREER PASSING

(Based on Yards)

	Years	Att.	Comp.	Yards	Pct.	TD	Int.
1. Everett, Jim	.....1986-93	3,277	1,847	23,758	.564	142	123
2. Gabriel, Roman	.....1962-72	3,313	1,705	22,223	.515	154	112
3. <b>Bulger, Marc</b>	..... <b>2001-</b>	<b>2,106</b>	<b>1,357</b>	<b>16,233</b>	<b>.644</b>	<b>95</b>	<b>59</b>
4. Van Brocklin, Norm	.....1949-57	1,897	1,011	16,114	.533	118	127
5. Warner, Kurt	.....1998-2003	1,688	1,121	14,447	.664	102	65
6. Waterfield, Bob	.....1945-52	1,618	814	11,893	.503	99	128
7. Ferragamo, Vince	.....1977-84	1,288	730	9,376	.567	70	71
8. Haden, Pat	.....1976-81	1,363	731	9,296	.536	52	60
9. Wade, Bill	.....1954-60	1,116	602	8,572	.539	56	68
10. Banks, Tony	.....1996-98	1,263	685	8,333	.542	36	42

## CAREER PASSING

(Based on Rating; Minimum 1500 attempts)

	Years	Att.	Comp.	Yards	Pct.	TD	Int.	Rating
1. Warner, Kurt	.....1998-2003	1,688	1,121	14,447	.664	102	65	97.2
2. <b>Bulger, Marc</b>	..... <b>2001-</b>	<b>2,106</b>	<b>1,357</b>	<b>16,233</b>	<b>.644</b>	<b>95</b>	<b>59</b>	<b>91.3</b>
3. Everett, Jim	.....1986-93	3,277	1,847	23,758	.564	142	123	78.1
4. Van Brocklin, Norm	.....1949-57	1,897	1,011	16,114	.533	118	127	74.7
5. Gabriel, Roman	.....1962-72	3,313	1,705	22,223	.515	154	112	74.3

## SEASON PASSING

(Based on Yards)

	Year	Att.	Comp.	Yards	Pct.	TD	Int.
1. Warner, Kurt	.....2001	546	375	4,830	68.7	36	22
2. Warner, Kurt	.....1999	499	325	4,353	65.1	41	13
3. Everett, Jim	.....1989	518	304	4,310	58.7	29	17
4. <b>Bulger, Marc</b>	..... <b>2006</b>	<b>588</b>	<b>370</b>	<b>4,301</b>	<b>63.0</b>	<b>24</b>	<b>8</b>
5. Everett, Jim	.....1990	554	307	3,989	55.4	23	17
6. <b>Bulger, Marc</b>	..... <b>2004</b>	<b>485</b>	<b>321</b>	<b>3,964</b>	<b>66.2</b>	<b>21</b>	<b>14</b>
Everett, Jim	.....1988	517	308	3,964	59.6	31	18
8. <b>Bulger, Marc</b>	..... <b>2003</b>	<b>532</b>	<b>336</b>	<b>3,845</b>	<b>63.2</b>	<b>22</b>	<b>22</b>
9. Everett, Jim	.....1991	490	277	3,438	56.5	11	20
10. Warner, Kurt	.....2000	477	235	3,429	67.7	21	18

## CAREER RECEPTIONS

	Years	No.	Yards	Avg.	LG	TD
1. <b>Bruce, Isaac</b>	..... <b>1994-</b>	<b>887</b>	<b>13,376</b>	<b>15.1</b>	<b>80t</b>	<b>80</b>
2. <b>Holt, Torry</b>	..... <b>1999-</b>	<b>712</b>	<b>10,675</b>	<b>15.0</b>	<b>85t</b>	<b>64</b>
3. Ellard, Henry	.....1983-93	593	9,761	16.5	81t	48
4. Faulk, Marshall (RB)	.....1999-2006	470	4,071	8.7	72t	27
5. Fears, Tom	.....1948-56	400	5,397	13.4	80t	38
6. Hirsch, Elroy	.....1949-57	343	6,289	18.3	91t	53
7. Snow, Jack	.....1965-75	340	6,012	17.7	84t	45
8. Phillips, Jim	.....1958-64	316	4,708	14.9	93t	27
9. Benton, Jim	.....1938-40, 42, 44-47	275	4,566	16.6	84t	42
10. Anderson, Willie	.....1988-94	259	5,246	20.3	78t	26

## SEASON RECEPTIONS

	Year	No.	Yards	Avg.	LG	TD	
1.	Bruce, Isaac .....	1995	119	1,781	15.0	72	13
2.	Holt, Torry .....	2003	117	1,696	14.5	48	12
3.	Holt, Torry .....	2005	102	1,331	13.0	44	9
4.	Holt, Torry .....	2004	94	1,372	14.6	75t	10
5.	Holt, Torry .....	2006	93	1,188	12.8	67t	10
6.	Holt, Torry .....	2002	91	1,302	14.3	58	4
7.	Bruce, Isaac .....	2004	89	1,292	14.5	56	6
8.	Bruce, Isaac .....	2000	87	1,471	16.9	78t	9
	Faulk, Marshall (RB) .....	1999	87	1,048	12.0	57t	5
10.	Ellard, Henry .....	1988	86	1,414	16.4	68	10

## CAREER RECEIVING YARDS

	Years	No.	Yards	Avg.	LG	TD	
1.	Bruce, Isaac .....	1994-	887	13,376	15.1	80t	80
2.	Holt, Torry .....	1999-	712	10,675	15.0	85t	64
3.	Ellard, Henry .....	1983-93	593	9,761	16.6	81t	48
4.	Hirsch, Elroy .....	1949-57	343	6,289	18.3	91t	53
5.	Snow, Jack .....	1965-75	340	6,012	17.7	84t	45
6.	Fears, Tom .....	1948-56	400	5,397	13.4	80t	38
7.	Anderson, Willie .....	1988-94	259	5,246	20.3	78t	26
8.	Phillips, Jim .....	1958-64	316	4,708	14.9	93t	27
9.	Benton, Jim .....	1938-40, 42, 44-47	275	4,566	16.6	84t	42
10.	Faulk, Marshall .....	1999-2006	470	4,071	8.7	72t	27

## SEASON RECEIVING YARDS

	Year	No.	Yards	Avg.	LG	TD	
1.	Bruce, Isaac .....	1995	119	1,781	15.0	72	13
2.	Holt, Torry .....	2003	117	1,696	14.5	48	12
3.	Holt, Torry .....	2000	82	1,635	19.9	85t	6
4.	Hirsch, Elroy .....	1951	66	1,495	22.7	91	17
5.	Bruce, Isaac .....	2000	87	1,471	16.9	78t	9
6.	Ellard, Henry .....	1988	86	1,414	16.4	68	10
7.	Ellard, Henry .....	1989	70	1,382	19.7	53	8
8.	Holt, Torry .....	2004	94	1,372	14.6	75t	10
9.	Holt, Torry .....	2001	81	1,363	16.8	51	7
10.	Bruce, Isaac .....	1996	84	1,338	15.9	70	7

## CAREER YARDS FROM SCRIMMAGE

	Years	TOTAL		RUSHING		RECEIVING		
		Touches	Yards	Rush	Yards	Rec.	Yards	
1.	Bruce, Isaac .....	1994-	908	13,350	21	154	887	13,376
2.	Faulk, Marshall .....	1999-2006	1,917	11,030	1,447	6,959	470	4,071
3.	Holt, Torry .....	1999-	723	10,732	11	57	712	10,675
4.	Ellard, Henry .....	1983-93	611	9,816	18	55	593	9,761
5.	Dickerson, Eric .....	1983-87	1,648	8,157	1,525	7,245	123	912
6.	McCutcheon, Lawrence .....	1972-79	1,619	7,869	1,435	6,186	184	1,683
7.	Bass, Dick .....	1960-69	1,432	7,262	1,218	5,417	214	1,845
8.	Hirsch, Elroy .....	1949-57	417	6,606	74	317	343	6,289
9.	Snow, Jack .....	1965-75	342	6,014	2	2	340	6,012
10.	Fears, Tom .....	1948-56	405	5,412	5	15	400	5,397

## CAREER KICKOFF RETURN AVERAGE

(Minimum 75)

	Years	No.	Yards	Avg.	LG	TD	
1.	Brown, Ron .....	1984-89, 91	149	3,918	26.3	98t	4
2.	Horne, Tony .....	1998-00	143	3,535	24.7	103t	4
3.	Lewis, Woodley .....	1950-55	109	2,575	23.8	88t	1
4.	Hill, Drew .....	1979-84	171	3,438	20.1	98t	1

## SEASON KICKOFF RETURN AVERAGE

(Minimum One Per Game)

	Year	No.	Yards	Avg.	LG	TD	
1.	Smith, Verda (V.T.) .....	1950	22	742	33.7	97	3
2.	Brown, Ron .....	1985	28	918	32.8	98t	3
3.	Wilson, Tom .....	1956	15	477	31.8	103t	1
4.	Bass, Dick .....	1961	23	698	30.3	64	0
5.	Williams, Travis .....	1971	25	743	29.7	105t	1
	Horne, Tony .....	1999	30	892	29.7	101t	2

## CAREER PUNT RETURN AVERAGE

(Minimum 75)

	Years	No.	Yards	Avg.	LG	TD	
1.	Hakim, Az-Zahir .....	1998-01	112	1,278	11.4	86t	2
2.	Ellard, Henry .....	1983-93	135	1,527	11.3	83t	4
3.	Smith, Verda (V.T.) .....	1949-53	75	814	10.9	85t	1
4.	Kennison, Eddie .....	1996-98	103	1,085	10.5	78t	3
5.	Irvin, LeRoy .....	1980-89	146	1,451	9.9	84t	4

## SEASON PUNT RETURN AVERAGE

(Minimum One Per Game)

	Year	No.	Yards	Avg.	LG	TD	
1.	Lewis, Woodley	1952	19	351	18.5	83t	2
2.	Smith, Verda (V.T.)	1949	27	427	15.8	85t	1
3.	Horvath, Les	1948	13	203	15.6	27	0
4.	Hakim, Az-Zahir	2000	32	489	15.3	86t	1
5.	Kennison, Eddie	1996	29	423	14.6	78t	2

## CAREER ALL-PURPOSE YARDS

	Years	Touches	Yards	Rush Yards	Rec. Yards	PR Yards	KRYards					
1.	<b>Bruce, Isaac</b>	<b>1994-</b>	<b>908</b>	<b>13,582</b>	<b>21</b>	<b>154</b>	<b>887</b>	<b>13,376</b>	<b>0</b>	<b>52</b>	<b>0</b>	<b>0</b>
2.	Eliard, Henry	1983-93	765	11,707	18	55	593	9,761	135	1,527	19	364
3.	Faulk, Marshall	1999-2006	1,919	11,048	1,447	6,959	470	4,071	0	0	2	18
4.	<b>Holt, Torry</b>	<b>1999-</b>	<b>726</b>	<b>10,747</b>	<b>11</b>	<b>57</b>	<b>712</b>	<b>10,675</b>	<b>3</b>	<b>15</b>	<b>0</b>	<b>0</b>
5.	Bass, Dick	1960-69	1,510	8,940	1,218	5,417	214	1,845	24	263	54	1,415
6.	Dickerson, Eric	1983-87	1,648	8,157	1,525	7,245	123	912	0	0	0	0
7.	Arnett, Jon	1957-63	1,042	8,036	688	2,852	175	1,911	75	683	104	2,590
8.	McCutcheon, Lawrence	1972-79	1,620	7,875	1,435	6,186	184	1,683	0	0	1	6
9.	Bryant, Cullen	1973-81, 1987	1,080	6,735	802	3,119	142	1,149	71	707	65	1,760
10.	Hirsch, Elroy	1949-57	417	6,606	74	317	343	6,289	0	0	0	0

## CAREER SCORING

	Years	TD	PAT	FG	2-Pt.	Pts.	
1.	<b>Wilkins, Jeff</b>	<b>1997-</b>	<b>0</b>	<b>403</b>	<b>241</b>	<b>0</b>	<b>1,126</b>
2.	Lansford, Mike	1982-90	0	315	158	0	789
3.	Waterfield, Bob	1945-52	13	315	60	0	573
4.	Gossett, Bruce	1964-69	0	211	120	0	571
5.	Faulk, Marshall	1999-2006	85	0	0	7	524

## SEASON SCORING

	Years	TD	PAT	FG	2-Pt.	Pts.	
1.	<b>Wilkins, Jeff</b>	<b>2003</b>	<b>0</b>	<b>46</b>	<b>*39</b>	<b>0</b>	<b>163</b>
2.	Faulk, Marshall (RB)	2000	26	0	0	2	160
3.	<b>Wilkins, Jeff</b>	<b>2006</b>	<b>0</b>	<b>35</b>	<b>32</b>	<b>0</b>	<b>131</b>
4.	Ray, David	1973	0	40	30	0	130
5.	Faulk, Marshall (RB)	2001	21	0	0	1	128

\*NFL Record

## CAREER INTERCEPTIONS

	Years	No.	Yards	Avg.	LG	TD	
1.	Meador, Ed	1959-70	46	547	11.9	38t	5
2.	Cromwell, Nolan	1977-87	37	671	18.1	94	4
3.	Irvin, LeRoy	1980-89	34	654	19.2	81t	5
4.	Lyght, Todd	1991-00	31	359	11.6	57t	4
5.	Lyle, Keith	1994-00	28	336	12.0	68	0
	Perry, Rod	1975-82	28	386	13.8	83t	4
	Williams, Clarence	1965-72	28	428	15.3	65t	2
	Sherman, Will	1954-60	28	515	18.4	95t	3
9.	Elmendorf, Dave	1971-79	27	421	15.6	57t	2
10.	Thomas, Pat	1976-82	26	292	11.2	64	1

## SEASON INTERCEPTIONS

	Year	No.	Yards	Avg.	LG	TD	
1.	<i>Lane, Dick (Night Train)</i>	1952	*14	298	21.3	80t	2
2.	Lewis, Woodley	1950	12	275	22.9	36	0
3.	Sherman, Will	1955	11	101	9.2	36	0
4.	Jackson, Monte	1976	10	173	17.3	46t	3
5.	McNeil, Ryan	1997	9	127	14.1	75t	1
	Lyle, Keith	1996	9	152	16.9	68	0
	Burroughs, Don	1955	9	103	11.4	34	0
	Sims, George	1949	9	78	8.7	27	1

\*NFL Record

## MOST CAREER PUNTS

	Years	No.	Yards	Avg.	TB	In 20	LG	Blk.	
1.	Hatcher, Dale	1985-89, 1991	432	17,302	40.1	28	121	67	2
2.	Van Brocklin, Norm	1951-1957	343	14,783	43.1	-	-	71	1
3.	Landeta, Sean	1993-96, 2003-04	340	15,014	44.2	42	90	70	0
4.	Studstill, Pat	1968-1971	298	11,980	40.2	25	-	60	0
5.	Villanueva, Danny	1961-1964	296	13,099	44.3	13	-	68	1

## SEASON PUNTING AVERAGE

	Year	No.	Yards	Avg.	TB	In 20	LG	Blk.	
1.	Villanueva, Danny	1962	87	3,960	45.5	7	-	65	1
2.	Turk, Matt	2006	69	3,132	45.4	7	26	74	1
	Villanueva, Danny	1963	81	3,678	45.4	0	-	68	0
4.	Landeta, Sean	1996	78	3,491	44.8	9	23	70	0
	Landeta, Sean	1994	78	3,494	44.8	9	23	62	0

# YEAR - BY - YEAR LEADERS



## PASSING

Year	Player	Att.	Comp.	Yards	Pct.	TD	Int.	Long	Sacks/ Yards	Rating
1937	Snyder, Bob	66	25	378	.379	1	14			23.0
1938	Snyder, Bob	87	36	631	.414	0	9			27.2
1939	Hall, Parker	208	106	1,227	.510	9	13			57.5
1940	Hall, Parker	183	77	1,108	.421	1	16			27.8
1941	Hall, Parker	190	84	863	.442	7	19	39		30.5
1942	Hall, Parker	140	62	815	.443	7	19	59		40.3
1943	Suspended Play/W.W. II									
1944	Reisz, Albie	113	49	777	.434	8	10	70		53.6
1945	Waterfield, Bob	171	88	1,609	.514	14	16	84		72.5
1946	Waterfield, Bob	256	128	1,772	50.0	17	18	57		65.9
1947	Waterfield, Bob	221	96	1,210	43.4	8	18	45		39.2
1948	Hardy, Jim	211	112	1,390	50.7	14	7	69t		82.1
1949	Waterfield, Bob	296	154	2,168	52.0	17	24	71t		61.3
1950	Van Brocklin, Norm	233	127	2,061	54.5	18	14	58		85.1
1951	Waterfield, Bob	176	88	1,566	50.0	13	10	91t		81.8
1952	Van Brocklin, Norm	205	113	1,736	55.1	14	17	84t		71.5
1953	Van Brocklin, Norm	286	156	2,393	54.5	19	14	70t		84.1
1954	Van Brocklin, Norm	260	139	2,637	53.5	13	21	80t		71.9
1955	Van Brocklin, Norm	272	144	1,890	52.9	8	15	74t		62.0
1956	Wade, Bill	178	91	1,461	51.1	10	13	76t		67.2
1957	Van Brocklin, Norm	265	132	2,105	49.8	20	21	81t		68.8
1958	Wade, Bill	341	181	2,875	53.1	18	22	93t		72.2
1959	Wade, Bill	261	153	2,001	58.6	12	17	72t		71.1
1960	Wade, Bill	182	106	1,294	58.2	12	11	63		77.0
1961	Bratkowski, Zeke	230	124	1,547	53.9	8	13	84t		63.1
1962	Bratkowski, Zeke	219	110	1,541	50.2	9	16	80t		56.5
1963	Gabriel, Roman	281	130	1,947	46.3	8	11	77t	44/337	62.7
1964	Munson, Bill	223	108	1,533	48.4	9	15	95t	23/183	56.5
1965	Gabriel, Roman	173	83	1,321	48.0	11	5	60t	14/97	83.0
1966	Gabriel, Roman	397	217	2,540	54.7	10	16	84t	48/319	65.9
1967	Gabriel, Roman	371	196	2,779	52.8	25	13	80t	24/201	85.7
1968	Gabriel, Roman	366	184	2,364	50.3	19	16	60t	27/296	70.0
1969	Gabriel, Roman	399	217	2,549	54.4	24	7	93t	14/182	86.8
1970	Gabriel, Roman	407	211	2,552	52.0	16	12	71	20/134	72.2
1971	Gabriel, Roman	352	180	2,238	51.1	17	10	68	25/200	75.5
1972	Gabriel, Roman	323	165	2,027	51.1	12	15	57	12/102	63.8
1973	Hadl, John	258	135	2,008	52.3	22	11	69	17/126	88.8
1974	Harris, James	198	106	1,544	53.5	11	6	50	12/101	85.3
1975	Harris, James	285	157	2,148	55.1	14	15	54	21/180	73.8
1976	Harris, James	158	91	1,460	57.6	8	6	80	14/151	89.8
1977	Haden, Pat	216	122	1,551	56.5	11	6	58	17/151	84.4
1978	Haden, Pat	444	229	2,995	51.6	13	19	68t	32/216	65.0
1979	Haden, Pat	290	163	1,854	56.2	11	14	50	21/178	68.2
1980	Ferragamo, Vince	404	240	3,199	59.4	30	19	74t	23/191	89.7
1981	Haden, Pat	267	138	1,815	51.7	9	13	64	28/227	64.4
1982	Ferragamo, Vince	209	118	1,609	56.5	9	9	85t	7/65	77.7
1983	Ferragamo, Vince	464	274	3,276	59.1	22	23	61t	21/178	75.5
1984	Kemp, Jeff	284	143	2,021	50.4	13	7	63t	24/190	78.7
1985	Brock, Dieter	365	218	2,658	59.7	16	13	64t	51/351	81.8
1986	Everett, Jim	147	73	1,018	49.7	8	8	60t	8/50	67.8
1987	Everett, Jim	302	162	2,064	53.6	10	13	81t	17/139	68.4
1988	Everett, Jim	517	308	3,964	59.6	31	18	69t	28/197	89.2
1989	Everett, Jim	518	304	4,310	58.7	29	17	78t	29/214	90.6
1990	Everett, Jim	554	307	3,989	55.4	23	17	55t	30/198	79.3
1991	Everett, Jim	490	277	3,438	56.5	11	20	78	30/200	68.9
1992	Everett, Jim	475	281	3,323	59.2	22	18	67t	26/204	80.1
1993	Everett, Jim	274	135	1,652	49.3	8	12	60t	18/125	59.7
1994	Miller, Chris	317	173	2,104	54.6	16	14	54	28/193	73.6
1995	Miller, Chris	405	232	2,623	57.3	18	15	72	31/244	76.2
1996	Banks, Tony	368	192	2,544	52.2	15	15	77t	48/306	71.0
1997	Banks, Tony	487	252	3,254	51.7	14	13	76	43/317	71.5
1998	Banks, Tony	408	241	2,535	59.1	7	14	80t	41/237	68.6
1999	Warner, Kurt	499	325	4,353	65.1	41	13	75t	29/201	109.2
2000	Green, Trent	240	145	2,063	60.4	16	5	64	24/145	101.8
2001	Warner, Kurt	546	375	4,830	68.7	36	22	65t	38/233	101.4
2002	Bulger, Marc	214	138	1,826	64.5	14	6	58	12/102	101.5
2003	Bulger, Marc	532	336	3,845	63.2	22	22	48	37/288	81.4
2004	Bulger, Marc	485	321	3,964	66.2	21	14	56	41/302	93.7
2005	Bulger, Marc	287	192	2,297	66.9	14	9	57t	26/192	94.4
2006	Bulger, Marc	588	370	4,301	63.0	24	8	67t	49/366	92.9

RECORDS

## RUSHING

Year	Player	No.	Yards	Avg.	Long	TD
1937	Drake, Johnny (Zero)	98	333	3.4		3
1938	Davis, Corbett	71	202	2.8		3
1939	Hall, Parker	120	458	3.8		2
1940	Drake, Johnny (Zero)	130	480	3.6		9
1941	Drake, Johnny (Zero)	101	246	2.4		2
1942	Magnani, Dante	59	344	5.8	71	2
1943	Suspended Play/W.W. II					
1944	West, Pat	66	220	3.3	31	0
1945	Gehrke, Fred	74	467	6.3	72	7
1946	Gehrke, Fred	71	371	5.2	53	3
1947	Washington, Kenny	60	444	7.4	92t	5
1948	Hoerner, Dick	76	354	4.7	23	4
1949	Hoerner, Dick	155	582	3.7	37	6
1950	Davis, Glenn	88	416	4.7	55	3
1951	Towler, Dan	126	854	6.8	79t	6
1952	Towler, Dan	156	894	5.7	44t	10
1953	Towler, Dan	152	879	5.8	73t	7
1954	Younger, Paul (Tank)	91	610	6.7	75t	8
1955	Waller, Ron	151	716	4.7	55t	7
1956	Waller, Ron	83	543	6.5	46	1
1957	Wilson, Tom	127	616	4.9	46	3
1958	Arnett, Jon	133	683	5.1	57	6
1959	Matson, Ollie	161	863	5.4	50	6
1960	Arnett, Jon	104	436	4.2	31	2
1961	Arnett, Jon	158	609	3.9	26	4
1962	Bass, Dick	196	1,033	5.3	57	6
1963	Bass, Dick	143	577	3.6	51	5
1964	Wilson, Ben	159	553	3.5	27	5
1965	Bass, Dick	121	549	4.5	44t	2
1966	Bass, Dick	248	1,090	4.4	50	8
1967	Josephson, Les	178	800	4.5	27	4
1968	Ellison, Willie	151	616	4.1	52t	5
1969	Smith, Larry	166	599	3.6	46	1
1970	Josephson, Les	150	640	4.3	23	5
1971	Ellison, Willie	211	1,000	4.7	80t	4
1972	Ellison, Willie	170	764	4.5	37	5
1973	McCutcheon, Lawrence	210	1,097	5.2	37	2
1974	McCutcheon, Lawrence	236	1,109	4.7	23	3
1975	McCutcheon, Lawrence	213	911	4.3	43	2
1976	McCutcheon, Lawrence	291	1,168	4.0	40	9
1977	McCutcheon, Lawrence	294	1,238	4.2	48	7
1978	Bryant, Cullen	178	658	3.7	26	7
1979	Tyler, Wendell	218	1,109	5.1	63t	9
1980	Bryant, Cullen	183	807	4.4	20	3
1981	Tyler, Wendell	260	1,074	4.1	69t	12
1982	Tyler, Wendell	137	564	4.1	54	9
1983	Dickerson, Eric	390	1,808	4.6	85t	18
1984	Dickerson, Eric	379	2,105	5.6	66	14
1985	Dickerson, Eric	292	1,234	4.2	43	12
1986	Dickerson, Eric	404	1,821	4.5	42t	11
1987	White, Charles	324	1,374	4.2	58	11
1988	Bell, Greg	288	1,212	4.2	44	16
1989	Bell, Greg	272	1,137	4.2	47	15
1990	Gary, Cleveland	204	808	4.0	48	14
1991	Delpino, Robert	214	688	3.2	36	9
1992	Gary, Cleveland	279	1,125	4.0	63	7
1993	Bettis, Jerome	294	1,429	4.9	71t	7
1994	Bettis, Jerome	319	1,025	3.2	19	3
1995	Bettis, Jerome	183	637	3.5	41	3
1996	Phillips, Lawrence	193	632	3.3	38	4
1997	Phillips, Lawrence	183	633	3.5	28	8
1998	Henley, June	88	313	3.6	22	3
1999	Faulk, Marshall	253	1,381	5.5	58	7
2000	Faulk, Marshall	253	1,359	5.4	36	18
2001	Faulk, Marshall	260	1,382	5.3	71t	12
2002	Faulk, Marshall	212	953	4.5	44	8
2003	Faulk, Marshall	209	818	3.9	52	10
2004	Faulk, Marshall	195	774	4.0	40	3
2005	Jackson, Steven	254	1,046	4.1	51	8
2006	Jackson, Steven	346	1,528	4.4	59t	13

## RECEIVING

Year	Player	No.	Yards	Avg.	Long	TD
1937	Busich, Sam	13	136	10.5		0
1938	Benton, Jim	21	418	19.9		5
1939	Spadacinni, Vic	32	292	9.1		1
1940	Benton, Jim	22	351	16.0		3
1941	Hickey, Howard (Red)	21	294	14.0	39	4
1942	Magnani, Dante	24	276	11.5	67	4

1943	Suspended Play/W.W. II							
1944	Benton, Jim	39	505	12.9	36	6		
1945	Benton, Jim	45	1,067	23.7	84	8		
1946	Benton, Jim	63	993	15.8	57	6		
1947	Benton, Jim	35	511	14.6	43	6		
1948	Fears, Tom	51	698	13.7	80	4		
1949	Fears, Tom	77	1,013	13.2	51t	9		
1950	Fears, Tom	84	1,116	13.3	53	7		
1951	Hirsch, Elroy	66	1,495	22.7	91	17		
1952	Fears, Tom	48	600	12.5	36	6		
1953	Hirsch, Elroy	61	941	15.4	70	4		
1954	Boyd, Bob	53	1,212	22.9	80	6		
1955	Fears, Tom	44	569	12.9	31	2		
1956	Clarke, Leon	36	650	18.1	60	4		
1957	Hirsch, Elroy	32	477	14.9	45	6		
1958	Shofner, Del	51	1,097	21.5	92	8		
1959	Shofner, Del	47	936	19.9	72	7		
1960	Phillips, Jim	52	883	17.0	61t	8		
1961	Phillips, Jim	78	1,092	14.0	69t	5		
1962	Phillips, Jim	60	875	14.6	65t	5		
1963	Phillips, Jim	54	793	14.7	52	1		
1964	McKeever, Marlin (TE)	41	582	14.2	46	1		
1965	McDonald, Tom	67	1,036	15.5	51	9		
1966	Moore, Tom (RB)	60	433	7.2	30t	3		
1967	Casey, Bernie	53	871	16.4	57t	8		
1968	Truax, Billy (TE)	35	417	11.9	22	3		
1969	Snow, Jack	49	734	15.0	74t	6		
1970	Snow, Jack	51	859	16.8	71	7		
1971	Rentzel, Lance	38	534	14.1	41	5		
1972	Snow, Jack	30	590	19.7	57	4		
1973	Jackson, Harold	40	874	21.9	69	13		
1974	McCutcheon, Lawrence (RB)	39	408	10.5	50	2		
1975	Jackson, Harold	43	786	18.3	54	7		
1976	Jackson, Harold	39	751	19.3	65	5		
1977	Jackson, Harold	48	666	13.9	58	6		
1978	Miller, Willie	50	767	15.3	52	5		
1979	Dennard, Preston	43	766	17.8	50	4		
1980	Bryant, Cullen (RB)	53	386	7.3	25	3		
1981	Dennard, Preston	49	821	16.8	64	4		
1982	Tyler, Wendell (RB)	38	375	9.9	40	4		
1983	Barber, Mike (TE)	55	657	11.9	42t	3		
1984	Ellard, Henry	34	622	18.3	63t	6		
1985	Ellard, Henry	54	811	15.0	64t	5		
1986	Ellard, Henry	34	447	13.1	34	4		
1987	Ellard, Henry	51	799	15.7	81t	3		
1988	Ellard, Henry	86	1,414	16.4	68	10		
1989	Ellard, Henry	70	1,382	19.7	53	8		
1990	Ellard, Henry	76	1,294	17.0	50t	4		
1991	Ellard, Henry	64	1,052	16.4	38	3		
1992	Gary, Cleveland (RB)	52	293	5.6	22	3		
1993	Ellard, Henry	61	945	15.5	54	2		
1994	Bailey, Johnny (RB)	58	516	8.9	28	7		
1995	<b>Bruce, Isaac</b>	<b>119</b>	<b>1,781</b>	<b>15.0</b>	<b>72</b>	<b>13</b>		
1996	<b>Bruce, Isaac</b>	<b>84</b>	<b>1,338</b>	<b>15.9</b>	<b>70</b>	<b>7</b>		
1997	Lee, Amp (RB)	61	825	13.5	62	3		
1998	Lee, Amp (RB)	64	667	10.4	44	2		
1999	Faulk, Marshall (RB)	87	1,048	12.0	57t	5		
2000	<b>Bruce, Isaac</b>	<b>87</b>	<b>1,471</b>	<b>16.9</b>	<b>78t</b>	<b>9</b>		
2001	Faulk, Marshall (RB)	83	765	9.2	65t	9		
2002	<b>Holt, Torry</b>	<b>91</b>	<b>1,302</b>	<b>14.3</b>	<b>58</b>	<b>4</b>		
2003	<b>Holt, Torry</b>	<b>117</b>	<b>1,696</b>	<b>14.5</b>	<b>48</b>	<b>12</b>		
2004	<b>Holt, Torry</b>	<b>94</b>	<b>1,372</b>	<b>14.6</b>	<b>75t</b>	<b>10</b>		
2005	<b>Holt, Torry</b>	<b>102</b>	<b>1,331</b>	<b>13.0</b>	<b>44</b>	<b>9</b>		
2006	<b>Holt, Torry</b>	<b>93</b>	<b>1,188</b>	<b>12.8</b>	<b>67t</b>	<b>10</b>		

## PUNTING

Year	Player	No.	Yards	Avg.	TB	In20	Long	Blk.
1939	Hall, Parker	58		41.0			80	
1940	Hall, Parker	57		43.0			75	
1941	Hall, Parker	49		40.1			67	
1942	Jacobs, Jack	33		42.3			66	
1943	Suspended Play/W.W. II							
1944	Reisz, Albie	25		40.1			66	0
1945	Waterfield, Bob	39		40.7			68	0
1946	Waterfield, Bob	39	1,743	44.6			65	0
1947	Waterfield, Bob	59	2,500	42.4			86	1
1948	Waterfield, Bob	43	1,833	42.6			88	0
1949	Waterfield, Bob	49	2,177	44.4			61	1
1950	Waterfield, Bob	52	2,087	40.1			61	2
1951	Van Brocklin, Norm	48	1,992	41.5			62	1
1952	Van Brocklin, Norm	29	1,250	43.1			66	0
1953	Van Brocklin, Norm	60	2,529	42.2			57	0

1954	Van Brocklin, Norm .....	44	1,874	42.6		61	0
1955	Van Brocklin, Norm .....	60	2,676	44.6		61	0
1956	Van Brocklin, Norm .....	48	2,070	43.1		72	0
1957	Van Brocklin, Norm .....	54	2,392	44.3		71	0
1958	Shofner, Del .....	49	2,018	41.2		62	0
1959	Shofner, Del .....	48	2,004	41.8		66	1
1960	Shofner, Del .....	54	2,301	42.6		63	1
1961	Villanueva, Danny .....	46	1,845	40.1	1	53	0
1962	Villanueva, Danny .....	87	3,960	45.5	7	65	1
1963	Villanueva, Danny .....	81	3,678	45.4	0	68	0
1964	Villanueva, Danny .....	82	3,616	44.1	5	58	0
1965	Lothridge, Billy .....	42	1,619	38.5	3	55	1
1966	Kilgore, Jon .....	71	3,037	42.8	4	58	0
1967	Kilgore, Jon .....	68	2,872	42.2	6	68	2
1968	Studstill, Pat .....	81	3,207	39.6	4	58	0
1969	Studstill, Pat .....	80	3,259	40.7	9	60	0
1970	Studstill, Pat .....	67	2,618	39.1	6	53	0
1971	Studstill, Pat .....	70	2,896	41.4	6	60	0
1972	Chapple, Dave .....	53	2,344	44.2	3	70	0
1973	Chapple, Dave .....	51	2,079	40.8	6	65	1
1974	Burke, Mike .....	46	1,701	37.0	4	51	0
1975	Carrell, Duane .....	73	2,874	39.4	9	57	0
1976	Jackson, Rusty .....	77	3,006	39.0	6	61	0
1977	Walker, Glen .....	73	2,568	35.2	8	11	56
1978	Walker, Glen .....	83	3,069	37.0	5	26	61
1979	Clark, Ken .....	93	3,731	40.1	7	17	60
1980	Corral, Frank .....	76	3,004	39.5	5	15	65
1981	Corral, Frank .....	89	3,735	42.0	3	19	67
1982	Misko, John .....	45	1,961	43.6	2	10	59
1983	Misko, John .....	82	3,301	40.3	12	18	67
1984	Misko, John .....	74	2,866	38.7	9	21	58
1985	Hatcher, Dale .....	87	3,761	43.2	6	32	67
1986	Hatcher, Dale .....	97	3,740	38.6	5	26	57
1987	Hatcher, Dale .....	76	3,140	41.3	4	19	62
1988	Hatcher, Dale .....	36	1,424	39.6	1	13	54
1989	Hatcher, Dale .....	73	2,834	38.8	7	15	54
1990	English, Keith .....	68	2,663	39.2	2	8	58
1991	Hatcher, Dale .....	63	2,403	38.1	5	16	52
1992	Bracken, Don .....	76	3,122	41.1	4	20	59
1993	Landeta, Sean .....	42	1,825	43.5	7	7	66
1994	Landeta, Sean .....	78	3,494	44.8	9	23	62
1995	Landeta, Sean .....	83	3,679	44.3	12	23	63
1996	Landeta, Sean .....	78	3,491	44.8	9	23	70
1997	Horan, Mike .....	53	2,272	42.9	4	10	60
1998	Tuten, Rick .....	95	4,202	44.2	10	16	64
1999	Tuten, Rick .....	32	1,359	42.5	7	9	70
2000	Baker, John .....	43	1,736	40.4	5	13	59
2001	Baker, John .....	43	1,809	42.1	7	9	58
2002	Berger, Mitch .....	72	3,020	41.9	10	26	64
2003	Landeta, Sean .....	59	2,525	42.8	5	14	57
2004	Landeta, Sean .....	40	1,733	43.3	3	9	63
2005	Barker, Bryan .....	50	2,137	42.7	4	13	63
2006	Turk, Matt .....	69	3,132	45.4	7	26	74

### FIELD GOALS

Year	Player	Att.	Made	Pct.	Long
1937	Snyder, Bob .....	1	1	1.000	30
1938	Peterson, Nelson .....	2	2	1.000	18
1939	Davis, Corby .....	2	1	.500	27
1940	Adams, Chet .....	5	1	.200	29
1941	Adams, Chet .....	2	1	.500	40
1942	Adams, Chet .....	6	3	.500	46
1943	Suspended Play/W.W. II				
1944	Zontini, Louis .....	6	3	.500	39
1945	Waterfield, Bob .....	3	1	.333	28
1946	Waterfield, Bob .....	11	6	.545	37
1947	Waterfield, Bob .....	16	7	.437	45
1948	Waterfield, Bob .....	11	6	.545	47
1949	Waterfield, Bob .....	17	9	.529	42
1950	Waterfield, Bob .....	14	7	.500	46
1951	Waterfield, Bob .....	23	13	.565	47
1952	Waterfield, Bob .....	19	11	.579	45
1953	Agajanian, Ben .....	23	10	.434	47
1954	Agajanian, Ben .....	25	13	.520	41
1955	Richter, Les .....	15	10	.667	41
1956	Richter, Les .....	15	8	.533	32
1957	Cothren, Paige .....	19	11	.579	44
1958	Cothren, Paige .....	25	14	.560	43
1959	Michaels, Lou .....	17	8	.470	40
1960	Villanueva, Danny .....	19	12	.631	36
1961	Villanueva, Danny .....	27	13	.481	38
1962	Villanueva, Danny .....	20	10	.500	51

1963	Villanueva, Danny	17	9	.529	47
1964	Gossett, Bruce	24	18	.750	44
1965	Gossett, Bruce	26	15	.577	49
1966	Gossett, Bruce	49	28	.571	48
1967	Gossett, Bruce	43	20	.465	47
1968	Gossett, Bruce	31	17	.548	37
1969	Gossett, Bruce	34	22	.647	44
1970	Ray, David	29	45	.644	46
1971	Ray, David	29	18	.620	49
1972	Ray, David	41	24	.585	45
1973	Ray, David	47	30	.638	49
1974	Ray, David	31	25	.806	48
1975	Dempsey, Tom	26	21	.808	51
1976	Dempsey, Tom	26	17	.654	49
1977	Septien, Rafael	30	18	.600	45
1978	Corral, Frank	43	29	.674	48
1979	Corral, Frank	25	13	.520	49
1980	Corral, Frank	30	16	.533	47
1981	Corral, Frank	26	17	.654	44
1982	Lansford, Mike	15	9	.600	39
1983	Nelson, Chuck	11	5	.455	41
1984	Lansford, Mike	33	25	.758	50
1985	Lansford, Mike	29	22	.759	52
1986	Lansford, Mike	24	17	.708	50
1987	Lansford, Mike	21	17	.810	48
1988	Lansford, Mike	32	24	.750	49
1989	Lansford, Mike	30	23	.767	48
1990	Lansford, Mike	24	15	.625	46
1991	Zendejas, Tony	17	17	1.000	50
1992	Zendejas, Tony	20	15	.750	49
1993	Zendejas, Tony	23	16	.696	54
1994	Zendejas, Tony	23	18	.783	47
1995	Biasucci, Dean	12	9	.750	51
1996	Lohmiller, Chip	25	21	.840	50
1997	Wilkins, Jeff	37	25	.675	52
1998	Wilkins, Jeff	26	20	.769	57
1999	Wilkins, Jeff	28	20	.714	51
2000	Wilkins, Jeff	17	17	1.000	51
2001	Wilkins, Jeff	29	23	.793	54
2002	Wilkins, Jeff	25	19	.760	47
2003	Wilkins, Jeff	42	39	.929	53
2004	Wilkins, Jeff	24	19	.792	53
2005	Wilkins, Jeff	31	27	.871	53
2006	Wilkins, Jeff	37	32	.864	53

## SCORING

Year	Player	TDR	TDP	TDRT	PAT	FG	TP
1937	Drake, Johnny (Zero)	3	2	0	0-0	0-0	30
1938	Benton, Jim	1	5	0	0-0	0-0	36
1939	Drake, Johnny (Zero)	9	0	0	0-0	0-0	54
1940	Drake, Johnny (Zero)	9	0	0	2-2	0-0	56
1941	Hickey, Howard (Red)	0	4	0	0-0	0-0	24
1942	Magnani, Dante	2	3	0	0-0	0-0	30
1943	Suspended Play/W.W. II						
1944	Zontini, Lou	3	1	0	14-16	3-6	47
1945	Waterfield, Bob	5	0	0	31-34	1-3	64
1946	Waterfield, Bob	1	0	0	37-37	6-11	61
1947	Waterfield, Bob	1	0	0	27-30	7-16	54
1948	Waterfield, Bob	0	0	0	38-44	6-11	56
1949	Waterfield, Bob	1	0	0	43-46	9-17	77
1950	Waterfield, Bob	1	0	0	54-58	7-14	91
1951	Hirsch, Elroy (WR-RB)	0	17	0	0-0	0-0	102
1952	Waterfield, Bob	1	0	0	44-45	11-19	83
1953	Agajanian, Ben	0	0	0	36-37	10-23	66
1954	Towler, Dan (RB)	11	0	0	0-0	0-0	66
1955	Richter, Les	0	0	0	30-31	13-22	69
1956	Richter, Les	0	0	0	36-38	8-15	60
1957	Cothren, Paige	0	0	0	38-39	11-19	71
1958	Cothren, Paige	0	0	0	42-43	14-25	84
1959	Shofner, Del (WR)	0	7	0	0-0	0-0	42
1960	Villanueva, Danny	0	0	0	28-28	12-19	64
1961	Villanueva, Danny	0	0	0	32-32	13-27	71
1962	Villanueva, Danny	0	0	0	26-27	10-20	56
1963	Villanueva, Danny	0	0	0	25-26	9-17	52
1964	Gossett, Bruce	0	0	0	31-32	18-24	85
1965	Gossett, Bruce	0	0	0	30-32	15-26	75
1966	Gossett, Bruce	0	0	0	29-29	28-49	113
1967	Gossett, Bruce	0	0	0	48-48	20-43	108
1968	Gossett, Bruce	0	0	0	37-37	17-31	88
1969	Gossett, Bruce	0	0	0	36-36	22-34	102
1970	Ray, David	0	0	0	34-34	29-45	121
1971	Ray, David	0	0	0	37-37	18-29	91

1972	Ray, David	.....0	0	0	31-31	24-41	103
1973	Ray, David	.....0	0	0	40-42	30-47	130
1974	Ray, David	.....0	0	0	25-31	9-16	52
1975	Dempsey, Tom	.....0	0	0	31-36	21-26	94
1976	Dempsey, Tom	.....0	0	0	36-44	17-26	87
1977	Septien, Rafael	.....0	0	0	32-35	18-30	86
1978	Corral, Frank	.....0	0	0	31-33	29-43	118
1979	Corral, Frank	.....0	0	0	36-39	13-25	75
1980	Corral, Frank	.....0	0	0	51-52	16-30	99
1981	Tyler, Wendell (RB)	.....12	5	0	0-0	0-0	102
1982	Tyler, Wendell (RB)	.....9	4	0	0-0	0-0	78
1983	Dickerson, Eric (RB)	.....18	2	0	0-0	0-0	120
1984	Lansford, Mike	.....0	0	0	37-38	25-33	112
1985	Lansford, Mike	.....0	0	0	38-39	22-29	104
1986	Lansford, Mike	.....0	0	0	34-35	17-24	85
1987	Lansford, Mike	.....0	0	0	36-38	17-21	87
1988	Lansford, Mike	.....0	0	0	45-48	24-32	117
1989	Lansford, Mike	.....0	0	0	51-51	23-30	120
1990	Gary, Cleveland (RB)	.....14	1	0	0-0	0-0	90
1991	Zendejas, Tony	.....0	0	0	25-26	17-17	76
1992	Zendejas, Tony	.....0	0	0	38-38	15-20	83
1993	Zendejas, Tony	.....0	0	0	23-25	16-23	71
1994	Zendejas, Tony	.....0	0	0	28-28	18-23	82
1995	Bruce, Isaac (WR)	.....0	13	0	1*	0-0	80
1996	Lohmiller, Chip	.....0	0	0	28-29	21-25	91
1997	Wilkins, Jeff	.....0	0	0	32-32	25-37	107
1998	Wilkins, Jeff	.....0	0	0	25-26	20-26	85
1999	Wilkins, Jeff	.....0	0	0	64-64	20-28	124
2000	Faulk, Marshall (RB)	.....26	0	0	2*	0-0	160
2001	Faulk, Marshall (RB)	.....21	0	0	1*	0-0	128
2002	Wilkins, Jeff	.....0	0	0	37-37	19-25	94
2003	Wilkins, Jeff	.....0	0	0	46-46	39-42	163
2004	Wilkins, Jeff	.....0	0	0	32-32	19-24	89
2005	Wilkins, Jeff	.....0	0	0	36-36	27-31	117
2006	Wilkins, Jeff	.....0	0	0	36-36	32-37	131

\* 2-point Conversion

### KICKOFF RETURNS

Year	Player	No.	Yards	Avg.	Long	TD
1942	Magnani, Dante	.....11	250	22.7	37	0
1943	Suspended Play/W.W. II					
1944	Reisz, Al	.....12	285	23.7	44	0
1945	Gehrke, Fred	.....9	173	19.2	30	0
1946	Gehrke, Fred	.....8	186	23.2	28	0
1947	Harmon, Tom	.....9	208	23.1	34	0
1948	Gehrke, Fred	.....17	464	27.3	92t	1
1949	Kalmanir, Tom	.....18	403	22.4	57	0
1950	Smith, Verda (V.T.)	.....22	742	33.7	97t	3
1951	Davis, Glenn	.....9	179	19.9	33	0
1952	Quinlan, Skeef	.....17	440	25.9	56	0
1953	Lewis, Woodley	.....32	830	25.9	69	0
1954	Lewis, Woodley	.....34	836	24.6	88t	1
1955	Waller, Ron	.....17	461	27.1	39	0
1956	Wilson, Tom	.....15	477	31.8	103t	1
1957	Arnett, Jon	.....18	504	28.0	98t	1
1958	Arnett, Jon	.....16	331	20.7	32	0
1959	Matson, Ollie	.....16	367	22.9	48	0
1960	Arnett, Jon	.....17	416	24.5	43	0
1961	Bass, Dick	.....23	698	30.3	64	0
1962	Atkins, Pervis	.....28	676	24.1	41	0
1963	Shannon, Carver	.....28	823	29.4	99t	1
1964	Shannon, Carver	.....18	442	24.6	40	0
1965	Smith, Bob	.....17	451	26.9	56	0
1966	Williams, Clarence	.....15	420	28.0	81	0
1967	Ellison, Willie	.....13	340	26.2	58	0
1968	Smith, Ron	.....26	718	27.6	94t	1
1969	Smith, Ron	.....27	585	21.6	37	0
1970	Haymond, Alvin	.....35	1,022	29.2	98t	1
1971	Williams, Travis	.....25	743	29.7	105t	1
1972	Ellison, Willie	.....14	345	24.6	32	0
1973	Bryant, Cullen	.....13	369	28.4	93	1
1974	Bryant, Cullen	.....23	617	26.8	84	1
1975	McGee, Willie	.....17	404	23.8	46	0
1976	Bryant, Cullen	.....16	459	28.7	90	1
1977	Tyler, Wendell	.....24	523	21.8	27	0
1978	Latin, Jerry	.....22	467	21.2	41	0
1979	Hill, Drew	.....40	803	20.1	39	0
1980	Hill, Drew	.....43	880	20.5	98t	1
1981	Hill, Drew	.....60	1,170	19.5	50	0
1982	Redden, Barry	.....22	502	22.8	85	0
1983	Redden, Barry	.....18	358	18.8	43	0
1984	Redden, Barry	.....23	530	23.0	40	0
1985	Brown, Ron	.....28	918	32.8	98t	3

1986	Brown, Ron	36	794	22.1	55	0
1987	Brown, Ron	27	581	21.5	95t	1
1988	Brown, Ron	19	401	21.1	73	0
1989	Brown, Ron	47	968	20.6	74	0
1990	Green, Gaston	25	560	22.4	99t	1
1991	Turner, Vernon	24	457	19.0	36	0
1992	Turner, Vernon	29	569	19.6	35	0
1993	Boykin, Deral	13	216	16.6	35	0
1994	Lang, David	27	626	23.2	57	0
1995	Thomas, J.T.	32	752	23.5	46	0
1996	Thomas, J.T.	30	643	21.4	43	0
1997	Thompson, David	49	1,110	22.7	56	0
1998	Horne, Tony	56	1,306	23.3	102t	1
1999	Horne, Tony	30	892	29.7	101t	2
2000	Horne, Tony	57	1,379	24.2	103t	1
2001	Canidate, Trung	36	748	20.8	40	0
2002	Wilkins, Terrence	47	1,074	22.9	42	0
2003	Harris, Arlen	51	1,175	23.0	42	0
2004	Harris, Arlen	47	951	20.2	29	0
2005	Johnson, Chris	38	857	22.6	99t	1
2006	Ponder, Willie	26	605	23.3	40	0

### PUNT RETURNS

Year	Player	No.	FC	Yards	Avg.	Long	TD
1941	Hall, Parker	13		125	9.6	25	0
1942	Hall, Parker	12		148	12.3	32	0
1943	Suspended Play/W.W. II						
1944	Kabealo, Mike	7		64	9.1	16	0
1945	Gehrke, Fred	8		120	15.0	49	0
1946	Gehrke, Fred	8		59	7.3	20	0
1947	Harmon, Tom	27		392	14.5	88t	1
1948	Horvath, Les	13		203	15.6	27	0
1949	Smith, Verda (V.T.)	27		427	15.8	85t	1
1950	Smith, Verda (V.T.)	22		218	9.9	30	0
1951	Smith, Verda (V.T.)	12		139	11.6	37	0
1952	Lewis, Woodley	19		351	18.5	83t	2
1953	Lewis, Woodley	35		267	7.6	78	1
1954	Lewis, Woodley	22		82	3.7	16	0
1955	Waller, Ron	14		60	4.3	21	0
1956	Sherman, Will	12		100	8.3	76	1
1957	Arnett, Jon	14		85	6.1	22	0
1958	Arnett, Jon	18		223	12.4	58	0
1959	Arnett, Jon	17		184	10.8	71t	1
1960	Bass, Dick	11		62	5.6	22	0
1961	Arnett, Jon	10		75	7.5	17	0
1962	Atkins, Pervis	11	5	94	8.5	45	0
1963	Shannon, Carver	15	11	132	8.8	29	0
1964	Shannon, Carver	15	6	81	5.4	22	0
1965	Stiger, Jim	13	2	106	8.2	22	0
1966	Stiger, Jim	33	7	259	7.8	49	0
1967	Cross, Irv	17	6	136	8.0	39	0
1968	Meador, Ed	17	15	136	8.0	40	0
1969	Haymond, Alvin	33	8	435	13.2	52	0
1970	Haymond, Alvin	53	15	376	7.1	30	0
1971	Haymond, Alvin	24	11	123	5.1	28	0
1972	Bertelsen, Jim	16	3	232	14.5	60	0
1973	Bertelsen, Jim	26	10	259	10.0	34	0
1974	Bertelsen, Jim	11	4	132	12.0	19	0
1975	Bertelsen, Jim	11	1	143	13.0	38	0
1976	Bryant, Cullen	29	2	321	11.1	25	0
1977	Bryant, Cullen	20	1	141	7.1	26	0
1978	Wallace, Jackie	52	5	618	11.9	58	0
1979	Brown, Eddie	56	19	332	5.9	30	0
1980	Irvin, LeRoy	42	7	296	7.0	26	0
1981	Irvin, LeRoy	46	6	615	13.4	84t	3
1982	Irvin, LeRoy	22	1	243	11.0	63t	1
1983	Ellard, Henry	16	4	217	13.6	72t	1
1984	Ellard, Henry	30	3	403	13.4	83t	2
1985	Ellard, Henry	37	9	501	13.5	80t	1
1986	Ellard, Henry	14	11	127	9.1	20	0
1987	Ellard, Henry	15	6	107	7.1	29	0
1988	Hicks, Clifford	25	0	144	5.8	13	0
1989	Henley, Darryl	29	19	273	9.4	25	0
1990	Henley, Darryl	19	4	195	10.3	26	0
1991	Turner, Vernon	23	4	201	8.7	29	0
1992	Turner, Vernon	28	6	207	7.4	23	0
1992	Turner, Vernon	28	6	207	7.4	23	0
1993	Buchanan, Richard	8	1	41	5.1	12	0
1994	Bailey, Johnny	19	4	153	8.1	24	0

1995	Kinchen, Todd	53	7	416	7.8	27	0
1996	Kennison, Eddie	29	16	643	14.6	78t	2
1997	Kennison, Eddie	34	20	247	7.3	43	0
1998	Kennison, Eddie	40	25	415	10.4	71t	1
1999	Hakim, Az-Zahir	44	22	461	10.5	84t	1
2000	Hakim, Az-Zahir	32	17	489	15.3	86t	1
2001	Hakim, Az-Zahir	36	12	330	9.2	32	0
2002	Wilkins, Terrence	25	13	242	9.7	55	0
2003	Groce, DeJuan	19	3	135	7.1	19	0
2004	McDonald, Shaun	30	18	143	4.8	39	0
2005	Looker, Dane	8	2	69	8.6	17	0
2006	McDonald, Shaun	23	14	172	7.5	33	0

## INTERCEPTIONS

Year	Player	No.	Yards	Avg.	Long	TD
1941	Drake, Johnny (Zero)	2	66	33.0	54	0
1942	Jacobs, Jack	4	22	5.5	22	0
1943	Suspended Play/W.W. II					
1944	Colella, Tom	4	53	13.3	19	0
1945	Waterfield, Bob	6	92	15.3	29	0
1946	Waterfield, Bob	5	72	14.4	28	0
1947	Harmon, Tom	8	136	17.0	36	1
1948	Naumetz, Fred	4	75	18.8	68	0
1949	Sims, George	9	78	8.7	27	1
1950	Lewis, Woodley	12	275	22.9	36	0
1951	Hecker, Norb	3	74	24.7	36	0
1952	Lane, Dick	14	298	21.3	80t	2
1953	Hecker, Norb	7	91	13.0	24	0
1954	Sherman, Will	6	70	11.7	28	0
1955	Sherman, Will	11	101	9.2	36	0
1956	Sherman, Will	4	122	30.5	95t	1
1957	Richter, Les	4	60	15.0	25	0
1958	Burroughs, Don	7	72	10.3	46	0
1959	Meador, Ed	3	3	1.0	3	0
1960	Britt, Charley	5	117	23.4	73t	1
1961	Crow, Lindon	6	117	19.5	31	0
1962	Crow, Lindon	5	100	20.0	65t	1
1963	Meador, Ed	6	38	6.3	20	0
1964	Richardson, Jerry	5	146	29.2	41	0
1965	Martin, Aaron	2	60	30.0	37t	1
1966	Williams, Clarence	8	97	12.1	32t	1
1967	Meador, Ed	8	103	12.9	30t	2
1968	Williams, Clarence	7	51	7.3	36	0
1969	Meador, Ed	5	97	19.4	38t	2
1970	Williams, Clarence	5	108	21.6	65t	1
1971	Howard, Gene	6	99	16.5	35	0
1972	Nettles, Jim	6	168	28.0	43	0
1973	Stukes, Charlie	5	104	20.8	42	0
1974	Elmendorf, Dave	7	186	26.6	57t	2
1975	Simpson, Bill	6	90	15.0	29	0
1976	Jackson, Monte	10	173	17.3	46	3
1977	Simpson, Bill	6	157	26.2	42	0
1978	Perry, Rod	8	117	14.6	44t	3
1979	Cromwell, Nolan	5	109	21.8	34	0
1980	Cromwell, Nolan	8	140	17.5	34	1
1981	Cromwell, Nolan	5	94	18.8	94t	1
1982	Perry, Rod	3	57	19.0	33	0
1983	Collins, Kirk	5	113	22.6	58	0
1984	Irvin, LeRoy	5	166	33.2	81t	2
1985	Green, Gary	6	84	14.0	41t	1
1986	Gray, Jerry	8	101	12.6	28	0
1987	Irvin, LeRoy	2	47	23.5	27t	1
1988	Johnson, Johnnie	4	18	4.5	11	0
1989	Gray, Jerry	6	48	8.0	27t	1
1990	Humphery, Bobby	4	52	13.0	44t	1
1991	Gray, Jerry	3	83	27.7	59t	1
1992	Henley, Darryl	4	41	10.3	25	0
1993	Bailey, Robert	2	41	20.5	41	0
1994	Pope, Marquez	3	66	22.0	51	0
1995	Wright, Toby	6	79	13.2	27	0
1996	Lyle, Keith	9	152	16.9	68	0
1997	McNeil, Ryan	9	127	14.1	75t	1
1998	Lyght, Todd	3	30	10.0	17	0
	Lyle, Keith	3	20	6.7	20	0
1999	Lyght, Todd	6	112	18.7	57t	1
2000	McCleon, Dexter	8	28	3.5	23	0
2001	Bly, Dre	6	150	25.0	93t	2
2002	Herring, Kim	3	38	12.7	36	0
2003	Fisher, Travis	4	205	51.3	74t	2
	Williams, Aeneas	4	82	20.5	46t	1
	Butler, Jerametrious	4	72	18.0	45	0
	Polley, Tommy (LB)	4	32	8.0	22	0
2004	Butler, Jerametrious	5	15	3.0	10	0
2005	Furrey, Mike	4	143	35.8	67t	1
2006	Bartell, Ron	3	63	21.0	38t	1

Hill, Tye .....	3	20	6.7	14	0
Brown, Fakhir.....	3	17	5.7	20	0
Atoge, Oshiomogho .....	3	8	2.7	7	0

### TACKLES (unofficial)

Year	Player	Solo	Assists	Total
1962	McKeever, Marlin (LB) .....	58	31	89
1963	Pardee, Jack (LB) .....	46	25	71
1964	Jones, David (DE) .....	75	22	97
1965	Jones, David (DE) .....	68	27	95
1966	Jones, David (DE) .....	98	14	112
1967	Jones, David (DE) .....	100	39	139
1968	Jones, David (DE) .....	87	23	110
1969	Jones, David (DE) .....	59	55	114
1970	Pottios, Myton (LB) .....	62	26	88
1971	McKeever, Marlin (LB) .....	76	32	108
1972	Robinson, Isiah (LB) .....	59	23	82
1973	Reynolds, Jack (LB) .....	58	28	86
1974	Reynolds, Jack (LB) .....	72	29	101
1975	Reynolds, Jack (LB) .....	74	38	112
1976	Reynolds, Jack (LB) .....	89	31	120
1977	Elmendorf, Dave (S) .....	59	35	94
1978	Youngblood, Jim (LB) .....	80	43	120
1979	Reynolds, Jack (LB) .....	83	61	144
1980	Reynolds, Jack (LB) .....	81	38	119
1981	Ekern, Carl (LB) .....	85	46	131
1982	Andrews, George (LB) .....	47	20	67
1983	Ekern, Carl (LB) .....	94	36	130
1984	Collins, Jim (LB) .....	142	43	185
1985	Collins, Jim (LB) .....	103	37	140
1986	Newsome, Vince (S) .....	91	22	113
1987	Collins, Jim (LB) .....	78	12	90
1988	Ekern, Carl (LB) .....	64	29	93
1989	Newsome, Vince (S) .....	64	25	89
1990	Newsome, Vince (S) .....	74	18	92
1991	Kelm, Larry (LB) .....	88	17	105
1992	Greene, Kevin (LB) .....	75	12	87
1993	Phifer, Roman (LB) .....	96	21	117
1994	Conlan, Shane (LB) .....	82	24	106
1995	Phifer, Roman (LB) .....	106	43	149
1996	Phifer, Roman (LB) .....	123	47	170
1997	Jones, Robert (LB) .....	72	43	115
1998	Jenkins, Billy (S) .....	90	31	121
1999	Fletcher, London (LB) .....	80	58	138
2000	Fletcher, London (LB) .....	117	76	193
2001	Fletcher, London (LB) .....	113	76	189
2002	Archuleta, Adam (S) .....	101	48	149
2003	<b>Tinoisamoa, Pisa (LB) .....</b>	<b>70</b>	<b>51</b>	<b>121</b>
2004	<b>Tinoisamoa, Pisa (LB) .....</b>	<b>100</b>	<b>45</b>	<b>145</b>
2005	<b>Tinoisamoa, Pisa (LB) .....</b>	<b>91</b>	<b>43</b>	<b>134</b>
2006	<b>Witherspoon, Will (LB) .....</b>	<b>104</b>	<b>32</b>	<b>136</b>

### SACKS

(not an official statistic until 1982)

Year	Player	No.	Year	Player	No.
1950	Jack Zilly (DE) .....	7.0	1979	Jack Youngblood (DE) .....	18.0
1951	Larry Brink (DE) .....	3.0	1980	Jack Youngblood (DE) .....	11.5
1952	Andy Robustelli (DE) .....	7.5	1981	Jack Youngblood (DE) .....	12.5
1953	Andy Robustelli (DE) .....	8.0	1982	Mike Fanning (DT) .....	5.0
1954	Andy Robustelli (DE) .....	4.0	1983	Jack Youngblood (DE) .....	10.5
1955	Andy Robustelli (DE) .....	6.0	1984	Jack Youngblood (DE) .....	9.5
1956	Paul Miller (DE) .....	6.0	1985	Mike Wilcher (LB) .....	12.5
1957	Dick Daugherty (LB) .....	8.0	1986	Gary Jeter (DE) .....	8.0
1958	Lou Michaels (DE) .....	6.0	1987	Gary Jeter (DE) .....	7.0
1959	George Struger (DT) .....	5.0	1988	Kevin Greene (LB) .....	16.5
1960	Gene Brito (DE) .....	7.0	1989	Kevin Greene (LB) .....	16.5
1961	Lamar Lundy (DE) .....	11.0	1990	Kevin Greene (LB) .....	13.0
1962	Deacon Jones (DE) .....	12.0	1991	Kevin Greene (LB) .....	3.0
1963	Lamar Lundy (DE) .....	9.0		Gerald Robinson (DE) .....	3.0
1964	Deacon Jones (DE) .....	22.0	1992	Kevin Greene (LB) .....	10.0
1965	Deacon Jones (DE) .....	19.0	1993	Sean Gilbert (DT) .....	10.5
1966	Deacon Jones (DE) .....	18.0	1994	Robert Young (DE) .....	6.5
1967	Deacon Jones (DE) .....	21.0	1995	D'Marco Farr (DT) .....	11.0
1968	Deacon Jones (DE) .....	22.0	1996	Kevin Carter (DE) .....	9.5
1969	Deacon Jones (DE) .....	15.0	1997	Leslie O'Neal (DE) .....	10.0
1970	Deacon Jones (DE) .....	12.0	1998	Kevin Carter (DE) .....	12.0
1971	Coy Bacon (DE) .....	11.0	1999	Kevin Carter (DE) .....	17.0
1972	Coy Bacon (DE) .....	11.5	2000	Grant Wistrom (DE) .....	11.0
1973	Jack Youngblood (DE) .....	16.5	2001	<b>Leonard Little (DE) .....</b>	<b>14.5</b>
1974	Jack Youngblood (DE) .....	15.0	2002	<b>Leonard Little (DE) .....</b>	<b>12.0</b>
1975	Jack Youngblood (DE) .....	15.0	2003	<b>Leonard Little (DE) .....</b>	<b>12.5</b>
1976	Jack Youngblood (DE) .....	14.5	2004	Bryce Fisher (DE) .....	8.5
	Larry Brooks (DT) .....	14.5	2005	<b>Leonard Little (DE) .....</b>	<b>9.5</b>
1977	Jack Youngblood (DE) .....	8.5	2006	<b>Leonard Little (DE) .....</b>	<b>13.0</b>
1978	Larry Brooks (DE) .....	8.0			



# INDIVIDUAL RECORDS

## NUMBER OF GAMES PLAYED IN SEASON

1937-42: 11 games	1947-59: 12 games	1978-86: 16 games
1944-45: 10 games	1960-77: 14 games	1987: 15 games
1946: 11 games	1982: 9 games	1988-: 16 games

\*NFL Record †Ties NFL Record

## SERVICE

### Most Seasons

- 20 Jackie Slater, 1976-1995
- 15 Charlie Cowan, 1961-1975
- Joe Scibelli, 1961-1975
- Merlin Olsen, 1962-1976
- 14 Jack Youngblood, 1971-1984
- Doug Smith, 1978-1991

### Most Games Played

- 259 Jackie Slater, 1976-1995
- 208 Merlin Olsen, 1962-1976
- 206 Charlie Cowan, 1961-1975

### Most Consecutive Games Played

- 201 Jack Youngblood, 1971-1984
- 198 Merlin Olsen, 1962-1976
- 184 Tom Mack, 1966-1978

## SCORING

### Most Seasons Leading Team

- 8 Jeff Wilkins, 1997
- 7 Bob Waterfield, 1946-52
- 6 Bruce Gossett, 1964-69
- Mike Lansford, 1982-90
- 5 David Ray, 1969-74

### Most Consecutive Seasons Leading Team

- 6 Bruce Gossett, 1964-69
- Mike Lansford, 1984-89
- Bob Waterfield, 1945-50
- 5 David Ray, 1970-74
- Jeff Wilkins, 2002-06
- 4 Danny Villaneuva, 1960-63
- Tony Zendejas, 1991-94

## POINTS

### Career

- 1,126 Jeff Wilkins, 1997- (403-pat, 241-fg)
- 789 Mike Lansford, 1982-1990 (315-pat, 158-fg)
- 573 Bob Waterfield, 1945-1952 (13-td, 315-pat, 60-fg)

### Season

- 163 Jeff Wilkins, 2003 (39 fg, 46 pat)
- 160 Marshall Faulk, 2000 (26 td, 2 two-pt conv.)
- 131 Jeff Wilkins, 2006 (32 fg, 35 pat)

### Season, Rookie

- 120 Eric Dickerson, 1983 (20-td)
- 118 Frank Corral, 1978 (31-pat, 29-fg)
- 86 Rafael Septien, 1977 (32-pat, 18-fg)

### Game

- 24 Bob Shaw, vs. Washington, 12/11/49 (4 TDs)
- Elroy Hirsch, vs. New York Yanks, 9/28/51 (4 TDs)
- Harold Jackson, vs. Dallas, 10/14/73 (4 TDs)
- Az-Zahir Hakim, @ Cincinnati 10/3/99 (4 TDs)
- Isaac Bruce, vs. San Francisco 10/10/99 (4 TDs)
- Marshall Faulk, @ San Francisco 10/29/00 (4 TDs)
- Marshall Faulk, vs. Minnesota 12/10/00 (4 TDs)
- Marshall Faulk, @ Tampa Bay 12/18/00 (4 TDs)
- Marshall Faulk, vs. Indianapolis 12/30/01 (4 TDs)
- Marshall Faulk, vs. Seattle 10/20/02 (4 TDs)
- Steven Jackson, @ Minnesota 12/31/06 (4 TDs)
- 21 Jeff Wilkins, vs. San Diego 10/1/00 (5 FG, 6 PATs)
- 18 Many times, Last by Jeff Wilkins vs. Denver 9/10/06 (6 FGs)

### Game, Opponent

- 26 Gordy Soltau, @ San Francisco, 10/28/51

(3 TDs, 1 FG, 5 PAT)

- 24 Many times, last by Ron Moore, @ Phoenix, 12/4/93 (4 TDs)
- 21 Two times, last by Rich Karlis, @ Minnesota 11/15/89 (7 FGs)

## TOUCHDOWNS

### Career

- 85 Marshall Faulk, 1999-2006 (58-r, 27-p)
- 80 Isaac Bruce, 1994- (80-p)
- 58 Eric Dickerson, 1983-1987 (56-r, 2-p)

### Season

- 26 Marshall Faulk, 2000 (18-r, 8-p)
- 21 Marshall Faulk, 2001 (12-r, 9-p)
- 20 Eric Dickerson, 1983 (18-r, 2-p)

### Game

- 4 Bob Shaw, vs. Washington, 12/11/49 (4-p)
- Elroy Hirsch, vs. New York Yanks, 9/28/51 (4-p)
- Harold Jackson, vs. Dallas, 10/14/73 (4-p)
- Az-Zahir Hakim, @ Cincinnati, 10/3/99 (3p-1 punt ret.)
- Isaac Bruce, vs. San Francisco, 10/10/99 (4-p)
- Marshall Faulk, @ San Francisco, 10/29/00 (2-r, 2-p)
- Marshall Faulk, vs. Minnesota, 12/10/00 (4-r)
- Marshall Faulk, @ Tampa Bay, 12/18/00 (3-r, 1-p)
- Marshall Faulk, vs. Indianapolis, 12/30/01 (3-r, 1-p)
- Marshall Faulk, vs. Seattle, 10/20/02 (3-r, 1-p)
- Steven Jackson, @ Minnesota 12/31/06 (3-r, 1-p)
- 3 Many times, Last by Torry Holt, vs. Seattle, 10/15/06 (3-p)
- 2 Many times, Last by Steven Jackson, @ Oakland, 12/17/06 (1-r, 1-p)

### Game, Opponent

- 4 Lenny Moore, @ Baltimore, 10/16/60 (4-r)
- Ron Moore, @ Phoenix, 12/4/93 (4-r)
- 3 Many times, Last by Marcell Shipp, vs. Arizona, 12/3/06 (3-r)
- 2 Many times, Last by Ladell Betts, vs. Washington, 12/24/06 (2-r)

### Most Consecutive Games Scoring Touchdown

- 11 Elroy Hirsch, 1950-51
- 10 Eric Dickerson, 1983
- Greg Bell, 1988-89
- 9 Marshall Faulk, 2001-02

## POINTS AFTER TOUCHDOWNS

### Most Attempted, Career

- 404 Jeff Wilkins, 1997-
- 336 Bob Waterfield, 1945-1952
- 325 Mike Lansford, 1982-1990

### Most Attempted, Season

- \*64 Jeff Wilkins, 1999
- 58 Bob Waterfield, 1950
- 52 Frank Corral, 1980

### Most Attempted, Game

- 9 Bob Waterfield vs. Baltimore 10/22/50
- 8 Paige Cothren, vs. San Francisco 11/9/58
- Tom Dempsey, vs. Atlanta 12/4/76
- Chip Lohmiller, vs. Atlanta 11/10/96
- 7 Many times, Last by Jeff Wilkins, vs. Carolina, 11/11/01

### Most Made, Career

- 403 Jeff Wilkins, 1997-
- 315 Bob Waterfield, 1945-1952
- Mike Lansford, 1982-1990
- 211 Bruce Gossett, 1964-1969

### Most Made, Season

- \*64 Jeff Wilkins, 1999
- 58 Jeff Wilkins, 2001
- 54 Bob Waterfield, 1950

**Most Made, Game**

- 19 Bob Waterfield, vs. Baltimore., 10/22/50
- 8 Paige Cothren, vs. San Francisco, 11/9/58
- 7 Bob Waterfield, @ New York Giants, 11/14/48
- Bruce Gossett, vs. New York Giants, 11/13/66
- Jeff Wilkins, vs. Carolina, 11/11/01

**Game, Opponent**

- 8 Tom Feamster, @ Baltimore, 11/25/56
- Cliff Patton, @ Philadelphia, 10/7/50
- 7 Bob Jencks, vs. Chicago, 10/13/63
- 6 Many times, Last by Robbie Gould, vs. Chicago, 12/11/06

**Most Consecutive Made**

- 346 Jeff Wilkins, 1999-
- 165 Bruce Gossett, 1965-69
- 102 David Ray, 1970-72

**Highest Percentage Made, Career (100 attempts)**

- 99.8 Jeff Wilkins, 1997- (403-404)
- 98.2 Danny Villanueva, 1960-63 (111-113)
- 98.1 Bruce Gossett, 1964-69 (211-215)

**Most Made, No Misses, Season**

- \*64 Jeff Wilkins, 1999
- 58 Jeff Wilkins, 2001
- 51 Mike Lansford, 1989

**TWO-POINT CONVERSIONS****Most Two Point Conversions, Career**

- 7 Marshall Faulk, 1999-
- 3 Isaac Bruce, 1994-
- 2 Jerome Bettis, 1993-95
- Tony Banks, 1996-98

**Most Two Point Conversions, Season**

- 2 Jerome Bettis, 1994
- Marshall Faulk, 2000
- Marshall Faulk, 2004
- 1 Many times, Last by Isaac Bruce, 2006

**Most Two Point Conversions, Game**

- 2 Marshall Faulk, vs. Atlanta, 10/15/00 (2 runs)
- 1 Many times, Last by Isaac Bruce, vs. Detroit, 10/1/06 (pass from Marc Bulger)

**Most Two Point Conversions, Opponent, Season**

- 2 Terance Mathis, Atlanta, 1994

**Most Two Point Conversions, Opponent, Game**

- 1 Many times, Last by Curtis Conway, @ San Francisco, 10/3/04 (pass from Tim Rattay)

**FIELD GOALS****Most Attempted, Career**

- 293 Jeff Wilkins, 1997-
- 217 Mike Lansford, 1982-90
- 207 Bruce Gossett, 1964-69

**Most Attempted, Season**

- 149 Bruce Gossett, 1966
- 47 David Ray, 1973
- 45 David Ray, 1970

**Most Attempted, Game**

- 7 Bob Waterfield, vs. Detroit, 12/9/51
- Jeff Wilkins, vs. Denver, 9/10/06
- 6 Five times, Last by David Ray, @ New Orleans 11/26/72
- 5 Many times, Last by Jeff Wilkins, @ Detroit, 10/1/06

**Most Attempted, Opponent, Game**

- 7 Rich Karlis, @ Minnesota, 11/5/89
- 6 Five times, Last by John Carney, vs. New Orleans, 9/26/04
- 5 Many times, Last by John Kasay, @ Carolina, 12/23/01

**Most Made, Career**

- 241 Jeff Wilkins, 1997-
- 158 Mike Lansford, 1982-1990
- 120 Bruce Gossett, 1964-1969

**Most Made, Season**

- 139 Jeff Wilkins, 2003
- 30 David Ray, 1973

- 32 Jeff Wilkins, 2006

**Most Made, Season, Rookie**

- 29 Frank Corral, 1978
- 18 Bruce Gossett, 1966
- Rafael Septien, 1977
- 12 Danny Villanueva, 1960

**Most Made, Game**

- 6 Jeff Wilkins, vs. Denver 9/10/06
- 5 Three times, Last by Jeff Wilkins, vs. Detroit 10/1/06
- 4 Many times, Last by Jeff Wilkins, @ San Francisco, 9/11/05

**Most Made, Opponent, Game**

- 17 Rich Karlis, @ Minnesota, 11/5/89
- 5 Five times, Last by John Carney, vs. New Orleans, 9/26/04
- 4 Many times, last by Neil Rackers, @ Arizona, 9/18/05

**Most Consecutive Field Goals Made**

- 30 Jeff Wilkins, 1999-2001
- 19 Jeff Wilkins, 2003
- 17 Tony Zendejas, 1991

**Most Consecutive Games, Made Field Goal**

- 27 Jeff Wilkins, 2002-04
- 20 David Ray, 1970-71
- 19 Bruce Gossett, 1967-68

**Longest Field Goal**

- 57 Jeff Wilkins, vs. Arizona, 9/27/98
- 54 Two times, Last by Jeff Wilkins, vs. New Orleans, 10/28/01
- 53 Five times, Last by Jeff Wilkins, @ Minnesota, 12/31/06

**Longest Field Goal, Opponent**

- 56 Joe Nedney, vs. San Francisco, 12/24/05
- 55 Adam Vinatieri, vs. New England, 12/13/98
- 54 Three times, Last by Josh Brown, vs. Seattle, 10/15/06

**Most Made, 50 or More Yards, Career**

- 23 Jeff Wilkins, 1997-
- 8 Tony Zendejas, 1991-94
- 4 Mike Lansford, 1982-90

**Most Made, 50 or More Yards, Season**

- 6 Tony Zendejas, 1993
- 4 Jeff Wilkins, 2003, 2004, 2005
- 3 Jeff Wilkins, 1998, 2006

**Most Made, 50 or More Yards, Game**

- 2 Tony Zendejas, vs. Pittsburgh, 9/12/93
- Jeff Wilkins, vs. San Francisco, 12/5/04
- Jeff Wilkins, vs. San Francisco, 12/24/05
- 1 Many times, Last by Jeff Wilkins, @ Minnesota, 12/31/06

**Most Made, 50 or More Yards, Game, Opponent**

- 2 Tom Dempsey, vs. New Orleans, 12/6/70
- Mick Luckhurst, vs. Atlanta, 10/7/84
- John Carney, vs. New Orleans, 9/26/04
- 1 Many times, Last by Shaun Suisham, vs. Washington, 12/24/06

**Highest Field Goal Percentage, Career (50 attempts)**

- 82.25 Jeff Wilkins, 1997- (241-293)
- 79.52 Tony Zendejas, 1991-94 (66-83)
- 73.08 Tom Dempsey, 1975-76 (38-52)

**Highest Field Goal Percentage, Season**

- 100.0 Tony Zendejas, 1991 (17-17)
- Jeff Wilkins, 2000 (17-17)
- 92.86 Jeff Wilkins, 2003 (39-42)
- 87.09 Jeff Wilkins, 2005 (27-31)

**SAFETIES****Most, Career**

- 3 Kevin Greene, 1985-1992
- 2 Fred Dryer, 1972-1981
- Jack Youngblood, 1971-84
- Kevin Carter, 1995-00

**Most, Season**

- 12 Fred Dryer, 1973

**Most, Game**

- \*2 Fred Dryer, vs. Green Bay, 10/21/73  
1 Many players, Last by Grant Wistrom, vs. Atlanta, 10/13/03

**Most, Game, Opponent**

- 1 Many times, Last by Bruce Smith, vs. Washington, 11/20/00

**RUSHING****Most Seasons Leading Team**

- 6 Marshall Faulk, 1999-2006  
5 Lawrence McCutcheon, 1973-77  
4 Dick Bass, 1962-66  
Eric Dickerson, 1983-86

**Most Consecutive Seasons Leading Team**

- 6 Marshall Faulk, 1999-2006  
5 Lawrence McCutcheon, 1973-77  
4 Eric Dickerson, 1983-86

**ATTEMPTS****Career**

- 1,525 Eric Dickerson, 1983-1987  
1,447 Marshall Faulk, 1999-2006  
1,435 Lawrence McCutcheon, 1973-1979

**Season**

- 404 Eric Dickerson, 1986  
390 Eric Dickerson, 1983  
379 Eric Dickerson, 1984

**Season, Rookie**

- 1390 Eric Dickerson, 1983  
294 Jerome Bettis, 1993  
193 Lawrence Phillips, 1996

**Game**

- 39 Jerome Bettis, vs. Chicago, 1/2/94  
38 Eric Dickerson, @ St. Louis, 9/7/86  
36 Charles White, @ Philadelphia, 9/15/85

**Game, Opponent**

- 41 Rodney Hampton, @ New York Giants, 9/19/93  
Gerald Riggs, @ Atlanta, 11/17/85  
35 Lynn Cain, Atlanta, 10/7/84  
Gerald Riggs, Atlanta, 10/12/86  
33 Shaun Alexander, @ Seattle, 11/13/05

**YARDS GAINED****Career**

- 7,245 Eric Dickerson, 1983-1987  
6,959 Marshall Faulk, 1999-2006  
6,186 Lawrence McCutcheon, 1973-1979

**Season**

- \*2,105 Eric Dickerson, 1984  
1,821 Eric Dickerson, 1986  
1,808 Eric Dickerson, 1983

**Season, Rookie**

- 1,808 Eric Dickerson, 1983  
1,429 Jerome Bettis, 1993  
716 Ron Waller, 1955

**Game**

- 247 Willie Ellison, vs. New Orleans, 12/5/71  
223 Tom Wilson, vs. Green Bay, 12/16/56  
221 Greg Bell, vs. Green Bay, 9/24/89

**Game, Rookie**

- 223 Tom Wilson, vs. Green Bay, 12/16/56  
212 Jerome Bettis, @ New Orleans, 12/12/93  
199 Eric Dickerson, vs. Detroit, 10/2/83

**Game, Opponent**

- 237 Jim Brown, @ Cleveland, 11/24/57  
196 Steve Van Buren, Philadelphia, 12/18/49  
190 Roger Craig, San Francisco, 10/16/87

**Longest Run (All TDs)**

- 92 Kenny Washington, @ Chicago Cardinals, 11/2/47  
85 Eric Dickerson, @ New York Jets, 9/25/83

- 84 Tom Harmon, @ Chicago Bears, 10/13/46

**Longest Run, Opponents**

- 76 Najeh Davenport, vs. Green Bay, 10/19/03 (TD)  
74 Robert Smith, vs. Minnesota, 9/13/98 (TD)  
Dexter Carter, vs. San Francisco 12/17/90 (TD)  
73 Maurice Hicks, vs. San Francisco, 12/24/05

**Most Seasons, 1,000 or More Yards**

- 4 Eric Dickerson, 1983-86  
Lawrence McCutcheon, 1973-74, 1976-77  
3 Marshall Faulk, 1999-01  
2 Dick Bass, 1962, 1966  
Wendell Tyler, 1979, 1981  
Greg Bell, 1988-89  
Jerome Bettis, 1999-04  
Steven Jackson, 2005-06

**Most Consecutive Seasons, 1,000 or More Yards**

- 4 Eric Dickerson, 1983-86  
3 Marshall Faulk, 1999-01  
2 Lawrence McCutcheon, 1973-74, 1976-77  
Greg Bell, 1988-89  
Jerome Bettis, 1993-94

**Most Games, 100 or More Yards, Career**

- 38 Eric Dickerson, 1983-87  
27 Marshall Faulk, 1999-2006  
22 Lawrence McCutcheon, 1972-79

**Most Games, 100 or More Yards, Season**

- 11 Eric Dickerson, 1984  
9 Eric Dickerson, 1983  
7 Jerome Bettis, 1993  
Marshall Faulk, 1999

**Most Consecutive Games, 100 or More Yards**

- 6 Eric Dickerson, 1984  
5 Eric Dickerson, 1986  
4 Eric Dickerson, 1983, 1984  
Jerome Bettis, 1994  
Marshall Faulk, 1999  
Marshall Faulk, 2003

**AVERAGE GAIN****Career (500 att.)**

- 5.182 Dan Towler, 1950-1955 (674-3,493)  
4.833 Paul (Tank) Younger, 1949-57 (682-3,295)  
4.809 Marshall Faulk, 1999-1,447-6,959)

**Season (Qualifiers)**

- 7.40 Kenny Washington, 1947 (60-444)  
7.26 Skeet Quinlan, 1953 (97-705)  
6.77 Dan Towler, 1951 (126-854)

**Game (10 att.)**

- 14.6 Dan Towler, @ Baltimore, 11/22/53 (14-205)  
13.2 Kenny Washington, @ Chicago Cardinals, 11/2/47 (11-145)  
13.1 Dan Towler, @ Green Bay, 10/21/51 (11-144)

**Game (10 att.), Opponent**

- 13.8 George Talaferro, vs. New York Yanks, 11/18/51 (12-166)  
13.3 Frank Reagan, vs. New York Giants, 12/1/46 (10-133)  
12.6 Delvin Williams, vs. Miami, 11/9/80 (12-151)

**TOUCHDOWNS****Career**

- 58 Marshall Faulk, 1999-2006  
56 Eric Dickerson, 1983-87  
44 Dan Towler, 1950-55

**Season**

- 18 Eric Dickerson, 1983  
Marshall Faulk, 2000  
16 Greg Bell, 1988  
15 Greg Bell, 1989

**Season, Rookie**

- 18 Eric Dickerson, 1983  
7 Jerome Bettis, 1993  
6 Dan Towler, 1952

**Game**

- 4 Marshall Faulk, vs. Minnesota 12/10/00

- 3 Many times, Last by Steven Jackson, @Minnesota, 12/31/06
- 2 Many times, Last by Steven Jackson, @ Oakland 12/17/06

#### Game, Opponent

- 4 Jim Brown, @ Cleveland, 11/24/57  
Ron Moore, @ Phoenix, 12/4/93
- 3 Many times, Last by Marcel Shipp, vs. Arizona, 12/3/06
- 2 Many times, Last by Ladell Betts, vs. Washington, 12/24/06

## PASSING

#### Most Seasons Leading Team

- 9 Roman Gabriel, 1963-72
- 8 Jim Everett, 1986-92
- 6 Norm Van Brocklin, 1949-57

#### Most Consecutive Seasons Leading Team

- 9 Roman Gabriel, 1963-72
- 8 Jim Everett, 1986-92
- 5 Marc Bulger, 2002-06

## RATING

#### Highest, Career (1,500 att.)

- 97.2 Kurt Warner, 1998-2003
- 91.3 Marc Bulger, 2001-
- 78.1 Jim Everett, 1986-93

#### Highest, Season (Qualifiers)

- 109.2 Kurt Warner, 1999
- 101.8 Trent Green, 2000
- 101.4 Kurt Warner, 2001

#### Season, Rookie (Qualifiers)

- 81.8 Dieter Brock, 1985
- 72.4 Bob Waterfield, 1945
- 71.0 Tony Banks, 1996

## ATTEMPTS

#### Career

- 3,313 Roman Gabriel, 1962-72
- 3,277 Jim Everett, 1986-93
- 2,106 Marc Bulger, 2001-

#### Season

- 588 Marc Bulger, 2006
- 554 Jim Everett, 1990
- 546 Kurt Warner, 2001

#### Season, Rookie

- 368 Tony Banks, 1996
- 365 Dieter Brock, 1985
- 223 Bill Munson, 1964

#### Game

- 62 Marc Bulger, @ New York Giants, 10/2/05
- 56 Marc Bulger, @ San Francisco, 9/11/05
- 55 Mark Rypien, vs. Buffalo, 12/10/95  
Marc Bulger, vs. Chicago, 12/11/06

#### Game, Opponent

- 58 Kent Graham, @ Arizona, 9/29/96
- 52 Tony Eason, vs. New England, 11/16/86  
Neil Lomax, @ St. Louis, 11/4/84  
Mark Brunell vs. Jacksonville, 10/20/96
- 51 Lamar McHan, @ Chicago Cardinals, 11/30/58  
Vinnie Testaverde, @ Baltimore, 10/27/96

## COMPLETIONS

#### Career

- 1,847 Jim Everett, 1986-1993
- 1,705 Roman Gabriel, 1962-1972
- 1,357 Marc Bulger, 2001-

#### Season

- 375 Kurt Warner, 2001
- 370 Marc Bulger, 2006
- 336 Marc Bulger, 2003

#### Season, Rookie

- 218 Dieter Brock, 1985
- 192 Tony Banks, 1996
- 108 Bill Munson, 1964

#### Game

- 40 Marc Bulger, @ New York Giants, 10/2/05
- 36 Marc Bulger, vs. San Diego, 11/10/02
- 35 Dieter Brock, vs. San Francisco, 10/27/85  
Kurt Warner, @ Seattle, 9/10/00  
Marc Bulger, @ Green Bay, 11/29/04

#### Game, Opponent

- 37 Richard Todd, @ New York Jets, 9/25/83  
Kent Graham, @ Arizona, 9/29/96  
Mark Brunell, vs. Jacksonville, 10/20/96
- 36 Tony Eason, vs. New England, 11/16/86
- 34 Neil Lomax, @ St. Louis 11/4/84  
Jeff George, vs. Washington 11/20/00

#### Consecutive Passes Completed

- 18 Jim Everett, vs. New York Giants, 11/12/89
- 16 Jim Everett, vs. Kansas City, 11/10/91
- 15 Tony Banks, vs. New York Jets, 10/11/98  
Kurt Warner, @ Washington, 11/24/02

## COMPLETION PERCENTAGE

#### Career (500 att.)

- 66.4% Kurt Warner, 1998-2003 (1,688-1,121)
- 64.4% Marc Bulger, 2001- (2,108-1,357)
- 56.7% Vince Ferragamo, 1977-1980,1982-1984 (1,288 - 730)

#### Season (min. 200 att.)

- 67.7% Kurt Warner, 2000 (347-235)
- 66.2% Marc Bulger, 2004 (495-321)
- 65.1% Kurt Warner, 1999 (499-325)

#### Season, Rookie (min. 100 att.)

- 59.7% Dieter Brock, 1985 (365-218)
- 56.3% Ryan Fitzpatrick, 2005 (135-76)
- 52.2% Tony Banks, 1996 (368-192)

#### Game (20 att.)

- 86.9% Kurt Warner, vs. San Francisco, 10/10/99 (23-20)
- 85.7% Jim Everett, vs. New York Giants, 10/18/92 (21-18)
- 84.4% Kurt Warner, vs. Minnesota 12/10/00 (32-27)

#### Game (20 att.), Opponent

- 91.3% Vinnie Testaverde, vs. Cleveland, 12/26/93 (21-23)
- 84.6% Kerry Collins, vs. New York Giants, 9/15/02 (22-26)
- 81.3% Steve Young, vs. San Francisco, 11/28/93 (26-32)

## YARDS GAINED

#### Career

- 23,758 Jim Everett, 1986-1993
- 22,223 Roman Gabriel, 1962-1972
- 16,233 Marc Bulger, 2001-

#### Season

- 4,830 Kurt Warner, 2001
- 4,353 Kurt Warner, 1999
- 4,310 Jim Everett, 1989

#### Season, Rookie

- 2,658 Dieter Brock, 1985
- 2,544 Tony Banks, 1996
- 1,609 Bob Waterfield, 1945

#### Game

- \*554 Norm Van Brocklin, vs New York Yanks, 9/28/51
- 509 Vince Ferragamo, vs. Chicago, 12/26/82
- 454 Jim Everett, @ New Orleans, 11/26/89

#### Game, Opponent

- 483 Boomer Esiason, vs. Cincinnati, 10/7/90
- 462 Steve Young, vs. San Francisco, 11/28/93
- 446 Richard Todd, @ New York Jets, 9/25/83

#### Most Seasons, 3,000 or More Passing Yards

- 5 Jim Everett, 1988-92
- 3 Kurt Warner, 1999-01  
Marc Bulger, 2003-04, 2006
- 2 Vince Ferragamo, 1980, 1983

#### Most Games, 300 or More Passing Yards, Career

- 30 Kurt Warner, 1998-2003
- 23 Marc Bulger, 2001-

20 Jim Everett, 1986-93

**Most Games, 300 or More Passing Yards, Season**

19 Kurt Warner, 1999  
Kurt Warner, 2001  
8 Marc Bulger, 2006  
7 Kurt Warner, 2000

**Most Consecutive Games, 300 or More Passing Yards**

16 Kurt Warner, 2000  
4 Kurt Warner, 1999  
3 Jim Everett, 1989, 1991  
Mark Ryplen, 1995  
Marc Bulger, 2006

**Longest Pass Completion (All TDs)**

96 Frank Ryan (to Matson), vs. Pittsburgh, 10/1/61  
95 Bill Munson (to Pope), vs. Green Bay, 12/3/64  
93 Bill Wade (to Phillips), @ Green Bay, 11/16/58  
Roman Gabriel (to Tucker), vs. San Francisco, 11/9/69

**Opponent/Longest Pass Completion (All TDs)**

98 Jim Hart (to Rashad), @ St. Louis, 12/10/72  
95 Joe Montana (to Taylor), vs. San Francisco, 12/11/89  
91 Bart Starr (to Dowler), vs. Green Bay, 12/17/60

**AVERAGE GAIN**

**Career (500 att.)**

8.56 Kurt Warner, 1998-2003 (1,688-14,447)  
8.49 Norm Van Brocklin, 1959-57 (1,897-16,114)  
8.01 James Harris, 1972-76 (652-5,220)

**Season (Qualifiers)**

10.14 Norm Van Brocklin, 1954 (260-2,637)  
9.88 Kurt Warner, 2000 (347-3,429)  
9.61 Bob Waterfield, 1945 (172-1,653)

**Game (20 att.)**

15.40 Norm Van Brocklin, @ Chicago Bears, 11/16/52  
15.19 Roman Gabriel, vs. San Francisco, 11/9/69  
15.03 James Harris, @ Miami, 10/3/76

**Game (20 att.), Opponent**

15.86 Ed Brown, vs. Chicago, 10/9/60  
14.46 Milt Plum, vs. Detroit, 11/1/64  
14.44 Steve Young, vs. San Francisco, 11/28/93

**TOUCHDOWNS**

**Career**

154 Roman Gabriel, 1962-1972  
142 Jim Everett, 1986-1992  
118 Norm Van Brocklin, 1949-1957

**Season**

41 Kurt Warner, 1999  
36 Kurt Warner, 2001  
31 Jim Everett, 1988

**Season, Rookie**

16 Dieter Brock, 1985  
15 Tony Banks, 1996  
14 Bob Waterfield, 1945

**Game**

5 Bob Waterfield, vs. New York Bulldogs, 11/27/49  
Norm Van Brocklin, vs. Detroit, 10/29/50  
Norm Van Brocklin, @ New York Yanks, 9/28/51  
Bob Waterfield, vs. Green Bay, 12/16/51  
Roman Gabriel, vs. Cleveland, 12/12/65  
Vince Ferragamo, vs. New Orleans, 11/2/80  
Vince Ferragamo, vs. San Francisco, 10/23/83  
Jim Everett, @ New York Giants, 9/25/88  
Kurt Warner, vs. San Francisco, 10/10/99  
4 Many times, Last by Marc Bulger, vs. Washington, 12/24/06  
3 Many times, Last by Marc Bulger, vs. Chicago, 12/11/06

**Game, Opponent**

5 Dan Marino, vs. Miami, 12/14/86  
4 Jeff George, @ Oakland, 9/28/97  
Eli Manning, @ New York Giants, 10/2/05  
3 Many times, Last by Damon Huard, vs. Kansas City, 11/5/06

**Most Games, Four or More Touchdowns Passes, Career**

6 Norm Van Brocklin, 1949-57

Jim Everett, 1986-93

5 Vince Ferragamo, 1977-80, 1982-84  
4 Roman Gabriel, 1962-72

**Most Games, Four or More Touchdowns Passes, Season**

4 Vince Ferragamo, 1980  
3 Kurt Warner, 2001  
2 Norm Van Brocklin, 1957  
Jim Everett, 1988  
Jim Everett, 1990  
Kurt Warner, 2000

**HAD INTERCEPTED**

**Career**

128 Bob Waterfield, 1945-52  
127 Norm Van Brocklin, 1949-57  
123 Jim Everett, 1986-93

**Season**

24 Bob Waterfield, 1949  
23 Vince Ferragamo, 1983  
22 Bill Wade, 1958  
Kurt Warner, 2001  
Marc Bulger, 2003

**Game**

7 Parker Hall, vs. Green Bay, 11/18/42  
Bob Waterfield, @ Green Bay, 10/17/58  
6 Norm Van Brocklin, vs. Baltimore, 12/4/54  
Bill Wade, vs. Detroit, 10/26/56  
Norm Van Brocklin, vs. Detroit, 10/13/57  
Chris Chandler, @ Carolina, 12/12/04  
5 Norm Van Brocklin, @ San Francisco, 10/28/51  
Ryan Fitzpatrick, @ Minnesota, 12/11/05

**Most Consecutive Passes Attempted, None Intercepted**

249 Marc Bulger, 2005-06  
206 Roman Gabriel, 1968-1969  
146 Chris Miller, 1994-95

**LOWEST PERCENTAGE  
PASSES INTERCEPTED**

**Career (500 att.)**

2.80 Marc Bulger, 2001- (2,106-59)  
3.38 Roman Gabriel, 1962-72 (3,313-112)  
3.75 Jim Everett, 1986-93 (3,277-123)

**Season (Qualifiers)**

1.40 Marc Bulger, 2006 (588-8)  
1.75 Roman Gabriel, 1969 (399-7)  
2.08 Trent Green, 2000 (240-5)

**Season, Rookie (Qualifiers)**

3.56 Dieter Brock, 1985 (365-13)  
4.07 Tony Banks, 1996 (368-15)  
5.93 Ryan Fitzpatrick, 2005 (135-8)

**TIMES SACKED**

**Career**

279 Roman Gabriel, 1962-72  
186 Jim Everett, 1986-93  
165 Marc Bulger, 2001-

**Season**

51 Dieter Brock, 1985  
49 Marc Bulger, 2006  
48 Roman Gabriel, 1966  
Tony Banks, 1996

**Game**

10 Bill Munson, @ San Francisco, 12/6/64  
James Harris, vs. San Francisco, 10/11/76  
8 Roman Gabriel, @ Green Bay, 9/25/66  
Tony Banks, vs. San Francisco, 10/25/98  
7 Many times, Last by Tony Banks, @ New Orleans, 11/15/98

**Game, Opponent**

10 Bob Barry, vs. Atlanta 9/28/69  
9 Mike Ray, vs. Tampa Bay, 11/5/78  
Dave Wilson, vs. New Orleans, 11/3/85  
Steve Bauslein, @ Los Angeles Raiders, 9/18/88  
Rob Johnson, @ Buffalo, 9/20/98  
8 Joe Montana, @ San Francisco, 12/18/88  
Daunte Culpepper, vs. Minnesota, 11/30/03

## PASS RECEIVING

### RECEPTIONS

#### Most Seasons Leading Team

- 9 Henry Ellard, 1984-93
- 5 Tom Fears, 1948-55
- Torry Holt, 1999-
- 4 Jim Phillips, 1960-63
- Harold Jackson, 1973-77

#### Most Consecutive Seasons Leading Team

- 8 Henry Ellard, 1984-91
- 5 Torry Holt, 2000-06
- 4 Jim Phillips, 1960-63

#### Career

- 887 Isaac Bruce, 1994-
- 712 Torry Holt, 1999-
- 593 Henry Ellard, 1983-1993

#### Season

- 119 Isaac Bruce, 1995
- 117 Torry Holt, 2003
- 102 Torry Holt, 2005

#### Season, Rookie

- 54 Eddie Kennison, 1996
- 52 Torry Holt, 1999
- 51 Tom Fears, 1948
- Eric Dickerson, 1983

#### Season, Running Back

- 90 Steven Jackson, 2006
- 87 Marshall Faulk, 1999
- 83 Marshall Faulk, 2001

#### Game

- 18 Tom Fears, vs. Green Bay, 12/3/50
- 15 Willie Anderson, @ New Orleans, 11/26/89
- Isaac Bruce, vs. Miami, 12/24/95
- 14 Dick Hoerner, vs. New York Yanks, 11/19/50

#### Game, Opponent

- 16 Jerry Rice, @ San Francisco, 11/20/94
- Keenan McCardell, vs. Jacksonville, 10/20/96
- 13 Larry Centers, @ Arizona, 9/29/96
- 12 Andre Rison, @ Atlanta, 9/11/94

#### Most Consecutive Games, Pass Reception

- 123 Torry Holt, 1999-
- 81 Henry Ellard, 1986-1992
- Marshall Faulk, 1999-2004
- 68 Jim Phillips, 1958-63

#### Most Seasons 50 or More Pass Receptions

- 9 Isaac Bruce, 1995-96, 1999-
- 8 Torry Holt, 1999-
- 7 Henry Ellard, 1985, 1987-1991, 1993

### YARDS

#### Most Seasons Leading Team

- 9 Henry Ellard, 1984-93
- 7 Torry Holt, 2000-2006
- 5 Tom Fears, 1948-55

#### Most Consecutive Seasons Leading Team

- 8 Henry Ellard, 1984-91
- 7 Torry Holt, 2000-06
- 4 Jim Phillips, 1960-63

#### Career

- 13,376 Isaac Bruce, 1994-
- 10,675 Torry Holt, 1999-
- 9,761 Henry Ellard, 1983-1993

#### Season

- 1,781 Isaac Bruce, 1995
- 1,696 Torry Holt, 2003
- 1,635 Torry Holt, 2000

#### Season, Rookie

- 924 Eddie Kennison, 1996
- 788 Torry Holt, 1999
- 786 Bucky Pope, 1964

#### Season, Running Back

- 1,049 Marshall Faulk, 1999
- 830 Marshall Faulk, 2000

825 Amp Lee, 1997

#### Game

- \*336 Willie Anderson, @ New Orleans, 11/26/89
- 303 Jim Benton, @ Detroit, 11/22/45
- 238 Harold Jackson, vs. Dallas, 10/14/73

#### Game, Rookie

- 226 Eddie Kennison, @ Atlanta, 12/15/96
- 208 Jim Phillips, @ Green Bay, 11/16/58
- 183 George Farmer, vs. Chicago, 12/26/82

#### Game, Opponent

- 286 John Taylor, vs. San Francisco, 12/11/89
- 257 Billy Wilson, vs. San Francisco, 10/3/54
- 241 Jerry Rice, @ San Francisco, 12/9/85

#### Longest Pass Reception (All TDs)

- 96 Ollie Matson (from Frank Ryan), vs. Pittsburgh, 10/1/61
- 95 Bucky Pope (from Bill Munson), vs. Green Bay, 12/13/64
- 93 Jim Phillips (from Bill Wade), @ Green Bay, 11/16/58
- Wendell Tucker (from Roman Gabriel), vs. San Francisco, 11/9/69

#### Most Seasons, 1,000 or More Yards Pass Receiving

- 9 Isaac Bruce, 1995-96, 1999-2004, 2006
- 7 Torry Holt, 2000-
- 4 Henry Ellard, 1988-91

#### Most Games, 100 or More Yards Pass Receiving, Career

- 43 Torry Holt, 1999-
- 42 Isaac Bruce, 1994-
- 26 Henry Ellard, 1983-93

#### Most Games, 100 or More Yards Pass Receiving, Season

- 10 Torry Holt, 2003
- 9 Isaac Bruce, 1995
- 8 Elroy Hirsch, 1951
- Torry Holt, 2000

#### Most Consecutive Games, 100 or More Yards, Pass Receiving

- 6 Isaac Bruce, 1995
- 5 Elroy Hirsch, 1951
- Bob Boyd, 1954
- 3 Isaac Bruce, 2004

#### Most Consecutive Games, 150 or More Yards, Pass Receiving

- 3 Isaac Bruce, 1995
- 2 Tom Fears, 1950-51
- Torry Holt, 2000
- Torry Holt, 2003
- Torry Holt, 2004

### AVERAGE GAIN

#### Career (150 receptions)

- 20.5 Bob Boyd, 1950-57 (176-3,611)
- 20.3 Willie Anderson, 1988-94 (259-5,246)
- 18.3 Elroy Hirsch, 1949-57 (343-6,289)

#### Game (3 receptions)

- \*63.0 Torry Holt, @ Atlanta 9/24/00 (3-189)
- 50.3 Jack Snow, @ Baltimore, 10/15/67 (3-151)
- 49.7 Bob Boyd, @ Green Bay, 10/17/54 (3-149)

#### Game (3 receptions), Opponent

- 55.3 Koren Robinson, vs. Seattle, 10/20/02 (3-166)
- 49.3 Charley Taylor, vs. Washington, 10/22/67 (3-148)
- 44.0 Charles Wilson, vs. Tampa Bay, 12/11/94 (4-176)

### TOUCHDOWNS

#### Career

- 80 Isaac Bruce, 1994-
- 64 Torry Holt, 1999-
- 53 Elroy Hirsch, 1949-57

#### Season

- 17 Elroy Hirsch, 1951
- 13 Harold Jackson, 1973
- Isaac Bruce, 1995
- 12 Isaac Bruce, 1999
- Torry Holt, 2003

#### Season, Rookie

- 10 Bucky Pope, 1964
- 8 Eddie Kennison, 1996
- 6 Leon Clarke, 1956
- Torry Holt, 1999

**Game**

- 4 Bob Shaw, vs. Washington, 12/11/49  
 Elroy Hirsch, @ New York Yanks, 9/28/51  
 Harold Jackson, vs. Dallas, 10/14/73  
 Isaac Bruce, vs. San Francisco, 10/10/99  
 3 Many times, Last by Torry Holt, vs. Seattle 10/15/06  
 2 Many times, Last by Torry Holt, vs. Chicago 12/11/06

**Game, Opponent**

- 4 Mike Ditka, vs. Chicago, 10/13/63  
 3 Many times, Last by Mark Campbell, vs. Buffalo, 11/21/04  
 2 Many times, Last by Larry Fitzgerald, @ Arizona, 12/19/04

**Most Consecutive Games, Touchdown**

- 11 Elroy Hirsch, 1950-51  
 6 Henry Ellard, 1988-89  
 5 Jim Benton, 1938-39  
 Jack Snow, 1967-68  
 Harold Jackson, 1973  
 Torry Holt, 2003, 2006

**PUNTING****Career**

- 432 Dale Hatcher, 1985-89, 1991  
 380 Sean Landeta, 1993-96, 2003-04  
 356 Norm Van Brocklin, 1949-57

**Season**

- 97 Dale Hatcher, 1986  
 93 Ken Clark, 1979  
 89 Frank Corral, 1981

**Season, Rookie**

- 93 Ken Clark, 1979  
 87 Dale Hatcher, 1985  
 77 Rusty Jackson, 1976

**Game**

- 12 Parker Hall, vs. Green Bay, 11/26/39  
 Rusty Jackson, @ San Francisco, 11/21/76  
 11 Danny Villanueva, vs. Dallas, 9/30/62  
 Danny Villanueva, @ Pittsburgh, 9/13/64  
 10 Many times, Last by Sean Landeta, @ New York Jets, 12/3/95

**Game, Opponent**

- 14 George Taliaferro, vs. New York Yanks, 9/28/51  
 11 Tom Girard, vs. Green Bay, 12/3/50  
 Gerry Collins, vs. Cleveland, 12/12/65  
 Bobby Joe Green, @ Chicago, 12/2/73  
 Tom Wittum, @ San Francisco, 11/21/76  
 Hermon Weaver, @ Seattle, 11/4/79  
 10 Many times, Last by Tommy Barnhardt, @ New Orleans, 11/26/89

**Longest Punt**

- 88 Bob Waterfield, @ Green Bay, 10/17/48  
 86 Bob Waterfield, @ Green Bay, 10/5/47  
 74 Matt Turk, @ Oakland, 12/17/06

**Longest Punt, Opponent**

- 76 Sammy Baugh, @ Washington, 11/5/44  
 75 Sam Baker, vs. Dallas, 9/30/62  
 74 Jack Jacobs, @ Green Bay, 10/5/47

**AVERAGE GROSS YARDS****Career (250 punts)**

- 44.3 Danny Villanueva, 1961-64 (296-13,009)  
 44.1 Sean Landeta, 1993-96, 2003-04 (380-16,747)  
 43.1 Norm Van Brocklin, 1949-57 (343-14,783)

**Season (Qualifiers)**

- 45.5 Danny Villanueva, 1962 (87-3960)  
 45.4 Danny Villanueva, 1963 (81-3,618)  
 44.8 Sean Landeta, 1994 (78-3,494)

**Season, Rookie (Qualifiers)**

- 43.6 John Misko, 1982 (45-1,961)  
 43.2 Dale Hatcher, 1985 (87-3,735)  
 41.8 Will Brice, 1997 (41-1,713)

**Game (4 punts)**

- 55.8 Jack Jacobs, @ Detroit, 9/27/42 (5-279)  
 53.8 Rick Tuten, @ Cincinnati, 10/3/99 (4-215)

- 52.5 Parker Hall, vs. Green Bay, 11/26/39 (6-315)  
 Danny Villanueva, vs. San Francisco, 11/18/62 (6-315)  
 Sean Landeta, @ Kansas City, 9/25/94 (4-210)

**Game, Opponent (4 Punts)**

- 57.3 Fred Morrison, @ Chicago Bears, 11/16/52 (4-229)  
 56.8 Sammy Baugh, @ Washington, 10/26/41 (6-341)  
 55.8 Jug Girard, @ Detroit, 10/10/54 (5-279)

**HAD BLOCKED****Career**

- 5 Bob Waterfield, 1945-52  
 4 Dale Hatcher, 1985-89, 1991  
 2 Many players, Last by John Misko, 1982-84

**Season**

- 2 Bob Waterfield, 1950  
 Jon Kilgore, 1967  
 Rusty Jackson, 1976  
 Glen Walker, 1978  
 Ken Clark, 1979

- 1 Many times, Last by Matt Turk, 2006

**Most Consecutive Punts, None Blocked**

- 380 Sean Landeta, 1993-96, 2003-04  
 299 Norm Van Brocklin, 1951-57  
 298 Pat Studstill, 1968-71

**PUNT RETURNS****Most Seasons Leading Team**

- 5 Henry Ellard, 1983-93  
 4 Jon Arnett, 1957-63  
 Jim Bertelsen, 1972-76  
 3 Verda (V.T.) Smith, 1949-53  
 Woodley Lewis, 1950-55  
 Alvin Haymond, 1969-71  
 LeRoy Irvin, 1980-89  
 Eddie Kennison, 1996-98  
 Az-Zahir Hakim, 1998-2001

**Most Consecutive Seasons Leading Team**

- 5 Henry Ellard, 1983-87  
 4 Jim Bertelsen, 1972-76  
 3 Verda (V.T.) Smith, 1949-51  
 Woodley Lewis, 1952-54  
 Alvin Haymond, 1969-71  
 LeRoy Irvin, 1980-82  
 Eddie Kennison, 1996-98  
 Az-Zahir Hakim, 1999-01

**RETURNS****Career**

- 146 LeRoy Irvin, 1980-89  
 135 Henry Ellard, 1983-93  
 112 Az-Zahir Hakim, 1998-01

**Season**

- 56 Eddie Brown, 1979  
 53 Alvin Haymond, 1970  
 Todd Kinchen, 1995  
 52 Jackie Wallace, 1978

**Season, Rookie**

- 42 LeRoy Irvin, 1980  
 29 Darryl Henley, 1989  
 Eddie Kennison, 1996  
 27 Verda (V.T.) Smith, 1949

**Game**

- 7 Many times, Last by Az-Zahir Hakim, @ Tennessee, 10/31/99  
 6 Many times, last by Vernon Turner, vs. New England, 9/13/92  
 5 Many times, Last by Shaun McDonald, vs. Washington 12/24/06

**Game, Opponent**

- 8 Kevin Miller vs. Minnesota, 12/2/79  
 7 Many times, Last by Tim Dwight, vs. Atlanta, 11/29/98  
 6 Many times, Last by Bill Schroeder, @ Green Bay, 11/9/97

## YARDS GAINED

### Career

- 1,527 Henry Ellard, 1983-93
- 1,451 LeRoy Irvin, 1980-89
- 1,278 Az-Zahir Hakim, 1998-01

### Season

- 618 Jackie Wallace, 1978
- 615 LeRoy Irvin, 1981
- 501 Henry Ellard, 1985

### Season, Rookie

- 427 Verda (V.T.) Smith, 1949
- 423 Eddie Kennison, 1996
- 296 Henry Ellard, 1983

### Game

- \*207 LeRoy Irvin, @ Atlanta, 11/14/81
- 127 LeRoy Irvin, @ San Francisco, 10/9/81
- 120 Woodley Lewis, @ Detroit, 10/18/53

### Game, Opponent

- 128 Tyrone Hughes, vs. New Orleans, 10/3/93
- Darrien Gordon, @ San Diego, 11/27/94
- 125 Dana McLemore, @ San Francisco, 11/16/80
- 122 Robert Brooks, @ Green bay, 10/9/94

### Longest Punt Return (All TDs)

- \*103 Robert Bailey, @ New Orleans, 10/23/94
- 90 Dick Bass, vs. Green Bay, 12/17/61
- 88 Tom Harmon, vs. Detroit, 11/23/47

### Longest Punt Return, Opponent (All TDs)

- 94 Darrien Gordon, @ Denver, 9/14/97
- 93 Dana McLemore, @ San Francisco, 1/2/82
- 90 Nate Burleson, @ Seattle, 11/12/06

## AVERAGE YARDAGE

### Career (Min. 75 ret.)

- 11.4 Az-Zahir Hakim, 1998-01 (112-1,278)
- 11.3 Henry Ellard, 1983-93 (135-1,527)
- 10.9 Verda (V.T.) Smith, 1949-53 (75-814)

### Season (Qualifiers)

- 18.5 Woodley Lewis, 1952 (19-351)
- 15.8 Verda (V.T.) Smith, 1949 (27-427)
- 15.6 Les Horvath, 1948 (13-203)

### Season, Rookie (Qualifiers)

- 15.8 Verda (V.T.) Smith, 1949 (27-427)
- 14.6 Eddie Kennison, 1996 (29-423)
- 14.5 Jim Bertelsen, 1972 (16-232)

### Game

- 40.0 Woodley Lewis @ Detroit, 10/18/53 (3-120)
- 39.3 Jon Arnett vs. Chicago, 11/2/58 (3-118)
- 34.7 Henry Ellard @ Atlanta, 10/22/84 (3-104)

### Game, Opponent (3 returns)

- 36.0 Art Jones, vs. Pittsburgh, 9/7/41 (3-108)
- George McAfee, @ Chicago Bears, 10/10/48 (3-108)
- 32.0 Tyrone Hughes, vs. New Orleans, 13/3/93 (4-128)
- 31.7 Nate Burleson, @ Seattle, 11/12/06 (3-95)

## TOUCHDOWNS

### Career

- 4 LeRoy Irvin, 1980-89
- Henry Ellard, 1983-91
- 3 Woodley Lewis, 1950-55
- Eddie Kennison, 1996-98
- 2 Todd Kinchen, 1992-95
- Az-Zahir Hakim, 1998-01

### Season

- 3 LeRoy Irvin, 1981
- 2 Woodley Lewis, 1952
- Henry Ellard, 1984
- Todd Kinchen, 1992
- Eddie Kennison, 1996
- 1 Many times, Last by Dre' Bly, 2002.

### Season, Rookie

- 2 Todd Kinchen, 1992
- Eddie Kennison, 1996
- 1 Verda (V.T.) Smith, 1949

Henry Ellard, 1983

### Game

- 12 Leroy Irvin, @ Atlanta, 10/11/81
- Todd Kinchen, vs. Atlanta, 12/27/92
- 1 Many times, Last by Dre' Bly, vs. San Francisco, 12/30/02

### Game, Opponent

- 2 Jack Christiansen, vs. Detroit, 10/14/51
- 1 Many times, Last by Nate Burleson, @ Seattle 11/12/06

## KICKOFF RETURNS

### Most Seasons Leading Team

- 5 Ron Brown, 1984-89, 1991
- 3 Fred Gehrke, 1940, 1945-49
- Jon Arnett, 1957-63
- Cullen Bryant, 1973-82, 1987
- Drew Hill, 1979-84
- Barry Redden, 1982-86
- Tony Horne, 1998-00
- 2 Woodley Lewis, 1950-55
- Carver Shannon, 1962-64
- Willie Ellison, 1967-72
- Ron Smith, 1968-69
- Vernon Turner, 1991-92
- J.T. Thomas, 1995-98
- Arlen Harris, 2003-04

### Most Consecutive Seasons Leading Team

- 5 Ron Brown, 1985-89
- 3 Drew Hill, 1979-81
- Barry Redden, 1982-84
- Tony Horne, 1998-00
- 2 Woodley Lewis, 1953-54
- Carver Shannon, 1963-64
- Ron Smith, 1968-69
- Vernon Turner, 1991-92
- Arlen Harris, 2003-04

## RETURNS

### Career

- 171 Drew Hill, 1979-84
- 169 Ron Brown, 1984-89, 1991
- 143 Tony Horne, 1998-00

### Season

- 60 Drew Hill, 1981
- 57 Tony Horne, 2000
- 56 Tony Horne, 1998

### Season, Rookie

- 56 Tony Horne, 1998
- 51 Arlen Harris, 2003
- 49 David Thompson, 1997

### Game

- 8 Tony Horne, @ Kansas City, 10/22/00
- Chris Johnson, @ Indianapolis, 10/17/05
- 7 Eight times, Last by Willie Ponder, vs. Washington, 12/24/06
- 6 Many times, Last by Willie Ponder, vs. Arizona, 12/3/06

### Game, Opponent

- 8 DeRon Jenkins, vs. San Diego, 10/1/00
- Bethel Johnson, @ Minnesota, 12/31/06
- 7 Tim Dwight, @ Atlanta, 10/17/99
- Dino Philyaw, vs. New Orleans, 11/28/99
- Dino Philyaw, @ New Orleans, 12/12/99
- Steve Smith, vs. Carolina, 11/11/01
- Maurice Morris, vs. Seattle, 10/20/02
- Kevin Kasper, vs. Arizona, 12/15/02
- 6 Many times, Last by Eddie Drummond, vs. Detroit 10/1/06

## YARDS GAINED

### Career

- 3,918 Ron Brown, 1984-89, 1991
- 3,535 Tony Horne, 1998-2000
- 3,438 Drew Hill, 1979-1984

**Season**

1,379	Tony Horne, 2000
1,306	Tony Horne, 1998
1,170	Drew Hill, 1981

**Season, Rookie**

1,306	Tony Horne, 1998
1,175	Arlen Harris, 2003
1,110	David Thompson, 1997

**Game**

267	Tony Horne, @ Kansas City, 10/22/00
204	Tony Horne, vs. Atlanta, 11/29/98
202	Carver Shannon, vs. Chicago, 10/13/63

**Game, Opponent**

304	Tyrone Hughes, @ New Orleans, 10/23/94
294	Wally Triplett, vs. Detroit, 10/29/50
252	Steve Smith, vs. Carolina, 11/11/01

**Longest Kickoff Return (All TDs)**

105	Jon Arnett, vs. Detroit, 10/29/61
	Travis Williams, vs. New Orleans, 12/5/71
103	Tom Wilson, @ Baltimore, 11/25/56
	Tony Horne, vs. Atlanta 10/15/00
102	Tony Horne, vs. Atlanta, 11/29/98

**Longest Kickoff Return, Opponent (All TDs)**

105	Abe Woodson, vs. San Francisco, 11/8/53
104	Travis Williams, vs. Green Bay, 12/9/67
103	Russ Craft, vs. Philadelphia, 10/7/50

**AVERAGE YARDAGE****Career (Min. 75 returns)**

26.3	Ron Brown, 1984-89, 91 (149-3,918)
24.7	Tony Horne, 1998-00 (143-3,575)
23.8	Woodley Lewis, 1950-55 (109-2,575)

**Season (Qualifiers)**

33.7	Verda (V.T.) Smith, 1950 (22-742)
32.8	Ron Brown, 1985 (28-918)
31.8	Tom Wilson, 1956 (15-477)

**Season, Rookie (Qualifiers)**

31.8	Tom Wilson, 1956 (15-477)
28.0	Jon Arnett, 1957 (18-504)
27.1	Ron Waller, 1955 (17-461)

**Game (3 returns)**

51.7	Tommy Wilson, vs. Green Bay, 12/6/59
51.5	Tony Horne, vs. Atlanta, 11/29/98
50.3	Verda (V.T.) Smith, vs. Detroit 10/29/50

**Game, Opponent (3 returns)**

73.5	Wally Triplett, vs. Detroit, 10/29/50
52.7	Abe Woodson, vs. San Francisco, 11/8/53
51.8	Joe Scott, @ New York Giants, 11/14/78

**TOUCHDOWNS****Career**

4	Ron Brown, 1984-89, 1991
	Tony Horne, 1998-2000
3	Verda (V.T.) Smith, 1949-1953
	Cullen Bryant, 1973-1982, 1987
2	Jon Arnett, 1957-63

**Season**

3	Verda (V.T.) Smith, 1950
	Ron Brown, 1985
2	Tony Horne, 1999
1	Many times, Last by Chris Johnson, 2005

**Game**

+2	Ron Brown, vs. Green Bay, 11/24/85
1	Many times, Last by Chris Johnson, vs. Seattle, 10/9/05

**Game, Opponent**

2	Tyrone Hughes, @ New Orleans, 10/23/94
	Devin Hester, vs. Chicago, 12/11/06
1	Many times, last by Jericho Cotchery, vs. New York Jets, 1/2/05

**FIELD GOAL RETURNS****Longest Field Goal Return**

99	Jerry Williams, vs. Green Bay, 12/16/51 (TD)
----	--

**Longest Field Goal Return, Opponent**

83 Kevin Ross, vs. Atlanta, 10/12/95 (TD)

**COMBINED KICK RETURNS****MOST RETURNS****Career**

215	Woodley Lewis, 1950-55
179	Jon Arnett, 1957-63
173	Drew Hill, 1979-82, 1984

**Season**

88	Alvin Haymond, 1970
	Todd Kinchen, 1995
72	Terrence Wilkins, 2002
67	Woodley Lewis, 1953

**YARDS GAINED****Game**

294	Woodley Lewis, @ Detroit, 10/18/53
267	Tony Horne, @ Kansas City, 10/22/00
252	Terrence Wilkins, @ Kansas City, 12/8/02

**Game, Opponent**

347	Tyrone Hughes, @ New Orleans, 10/23/94
294	Wally Triplett, vs. Detroit, 10/29/50
232	Eric Guilford, vs. New Orleans, 8/31/97

**TOUCHDOWNS****Career**

4	Verda (V.T.) Smith, 1949-53
	Woodley Lewis, 1950-55
	LeRoy Irvin, 1980-89
	Henry Ellard, 1983-91
	Ron Brown, 1984-89, 1991
	Tony Horne, 1998-00
3	Jon Arnett, 1957-63
	Cullen Bryant, 1973-82, 1987
	Eddie Kennison, 1996-1998
2	Fred Gehrke, 1940, 1945-49
	Tom Kalmanir, 1949-51
	Todd Kinchen, 1992-95
	Az-Zahir Hakim, 1998-2001

**COMBINED NET YARDAGE**

Includes rushing, receiving, interception returns, kickoff returns, punt returns, and fumble returns.

**ATTEMPTS****Career**

1,909	Marshall Faulk, 1999-2006
1,648	Eric Dickerson, 1983-87
1,620	Lawrence McCutcheon, 1972-79

**Season**

442	Eric Dickerson, 1983
436	Steven Jackson, 2006
432	Eric Dickerson, 1986

**Season, Rookie**

*442	Eric Dickerson, 1983
320	Jerome Bettis, 1993
212	Larry Smith, 1969

**Game**

44	Jerome Bettis, vs. Chicago, 1/2/94 (ru-39, re-5)
39	Five times, Last by Steven Jackson, vs. Washington, 12/24/06 (ru-33, re-6)
38	Jerome Bettis, @ Kansas City, 9/25/94 (ru-35, re-2)

**YARDS****Career**

13,582	Isaac Bruce, 1994-
11,699	Henry Ellard, 1983-93
11,048	Marshall Faulk, 1999-2006

**Season**

2,429	Marshall Faulk, 1999
2,334	Steven Jackson, 2006
2,259	Eric Dickerson, 1984

**Season, Rookie**

2,212	Eric Dickerson, 1983
1,801	Eddie Kennison, 1996
1,673	Jerome Bettis, 1993

**Game**

336	Willie Anderson, @ New Orleans, 11/26/89
303	Jim Benton, vs. Detroit, 11/22/45
286	Marshall Faulk, vs. Atlanta 10/15/00

**INTERCEPTIONS BY****Career**

46	Ed Meador, 1959-70
37	Nolan Cromwell, 1977-87
34	LeRoy Irvin, 1980-89

**Season**

*14	Dick (Night Train) Lane, 1952
12	Woodley Lewis, 1950
11	Will Sherman, 1955

**Season, Rookie**

*14	Dick (Night Train) Lane, 1952
12	Woodley Lewis, 1950
9	George Sims, 1949
	Don Burroughs, 1955

**Game**

3	Many times, Last by Keith Lyle, @ Atlanta, 12/15/96
2	Many times, Last by Ron Bartell, @ Minnesota, 12/31/06
1	Many times, Last by Dexter Coakley, @ Oakland 12/17/06

**Game, Opponent**

4	Dave Baker, vs. San Francisco, 12/4/60
3	Many times, Last by Ron Bolton, vs. Cleveland, 11/27/77
2	Many times, Last by Brian Williams, @ Minnesota, 12/11/05

**Consecutive Games Intercepted By**

6	Will Sherman, 1954-55
5	Dick (Night Train) Lane, 1952
4	Nolan Cromwell, 1980
	Kirk Collins, 1983

**YARDS GAINED****Career**

671	Nolan Cromwell, 1977-87
654	LeRoy Irvin, 1980-89
547	Ed Meador, 1959-70

**Season**

298	Dick (Night Train) Lane, 1952
275	Woodley Lewis, 1950
205	Travis Fisher, 2003

**Season, Rookie**

298	Dick (Night Train) Lane, 1952
275	Woodley Lewis, 1950
97	Bobby Smith, vs. San Francisco, 10/18/64

**Game**

107	Aaron Martin, vs. San Francisco, 10/18/64
106	Anthony Parker, vs. Jacksonville, 10/20/96
99	Johnnie Johnson, vs. Green Bay, 9/21/80

**Game, Opponent**

111	Ace Parker, vs. Brooklyn, 11/17/40
108	Felix Wright, vs. Cleveland, 10/26/87
104	Jerry Davis, vs. Dallas, 11/2/52

**Longest Returns (All TDs)**

99	Johnnie Johnson, vs. Green Bay, 9/21/80
97	Herb Rich, vs. Dallas Texans, 11/2/52
	Bobby Smith, vs. San Francisco, 10/18/64
95	Will Sherman, vs. Green Bay, 12/16/56

**Longest Return, Opponent (All TDs)**

101	Richie Pettibon, @ Chicago, 12/9/62
	Henry Carr, vs. New York Giants, 11/13/66
99	Tim Lewis, @ Green Bay, 11/18/84
97	Reggie Rutland, @ Minnesota, 12/15/91

**TOUCHDOWNS****Career**

5	Ed Meador, 1959-70
	LeRoy Irvin, 1980-89
4	Jack Pardee, 1957-70
	Jim Youngblood, 1973-84
	Rod Perry, 1975-82
	Nolan Cromwell, 1977-87
	Johnnie Johnson, 1980-89
3	Many players, Last by Aeneas Williams, 2001-04

**Season**

3	Monte Jackson, 1976
	Rod Perry, 1978
2	Many times, Last by Travis Fisher, 2003

**FUMBLES****OPPONENTS' FUMBLES RECOVERED****Career**

19	Johnnie Johnson, 1980-89
17	Nolan Cromwell, 1977-87
13	Andy Robustelli, 1951-55

**Season**

5	Andy Robustelli, 1955
	Bill Jabko, 1959
	Ed Meador, 1961
	Johnnie Johnson, 1981
	Brian Young, 2003
4	Many times, Last by Anthony Parker, 1995
3	Many times, Last by Leslie O'Neal, 1996

**Longest Fumble Return (All TDs)**

98	Toby Wright, @ New Orleans, 10/23/94
94	Keith Lyle, @ Atlanta, 9/24/00
93	Adam Archuleta, vs. Tampa Bay, 10/18/04

**Longest Fumble Return (All TDs), Opponent**

85	Eric Hill, vs. Phoenix, 9/1/91
84	Larry Brink, vs. Chicago Bears, 11/28/54
82	Donnie Edwards, vs. San Diego, 11/10/02

**OPPONENTS' FUMBLES RETURNED FOR TOUCHDOWNS****Career**

2	Jack Dwyer, 1952-54
	Toby Wright, 1994-97
	Leonard Little, 1998-
1	Mike Jones, 1997-2000
	Devin Bush, 1999-2001
	Dre' Bly, 1999-2002
	Aeneas Williams, 2001-04
	Adam Archuleta, 2001-05
	Victor Adeyanju, 2006

**SACKS****TOTAL SACKS****Career (Unofficial)**

159.5	David (Deacon) Jones, 1961-71
151.5	Jack Youngblood, 1971-84
94	Merlin Olsen, 1962-76

**Season**

22	David (Deacon) Jones, 1964
	David (Deacon) Jones, 1968
18	Jack Youngblood, 1979
17	Kevin Carter, 1999

**Season, Rookie**

8	David (Deacon) Jones, 1961
6	Kevin Carter, 1995
5	Sean Gilbert, 1992

**Game**

5	Gary Jeter, @ Los Angeles Raiders, 9/18/88
4.5	Kevin Greene, @ San Francisco, 12/18/88
4	Sean Gilbert, vs. Pittsburgh, 9/12/93

Leonard Little, vs. Minnesota, 11/30/03

**Game, Opponent**

- 4 Edmund Nelson, vs. Pittsburgh, 9/16/84
- Roy Barker, vs. San Francisco 10/25/98
- 3 Many times, Last by Shawne Merriman,  
@ San Diego, 10/29/06
- 2.5 John Rade, @ Atlanta, 11/17/85
- Reggie White, @ Green Bay, 9/3/95
- Kevin Greene, vs. Carolina 11/17/96
- DaShon Polk, @ Houston, 11/27/05

**TACKLES**

**COMBINED TACKLES**

**Career**

- 915 Merlin Olsen, 1962-1976
- 897 Jack Reynolds, 1970-1980
- 896 David (Deacon) Jones, 1961-1971

**Season**

- 193 London Fletcher, 2000
- 189 London Fletcher, 2001
- 185 Jim Collins, 1984

**BLOCKED KICKS**

**BLOCKED PUNTS**

**Career**

- 10 Ed Meador, 1959-70
- 8 Jack Youngblood, 1971-1984
- David (Deacon) Jones, 1961-1971
- 6 Ivory Sully, 1979-1984
- Nolan Cromwell, 1977-1987

**Season**

- 4 Ed Meador, 1964
- 3 Ed Meador, 1962
- Irv Cross, 1966
- Tony Guillory 1967
- Nolan Cromwell, 1987

# TEAM RECORDS



## NUMBER OF GAMES PLAYED IN SEASON

1937-42: 11 games 1947-59: 12 games 1978-86: 16 games  
 1944-45: 10 games 1960-77: 14 games 1987: 15 games  
 1946: 11 games 1982: 9 games 1988-: 16 games  
 \*NFL Record \*\*Ties NFL Record \*\*\*Playoff Record

NOTE: The 1982 and 1987 regular seasons were reduced from 16 games to nine and 15 games, respectively, because of players' strikes.

## GAMES WON

### Most Consecutive Games Won (Including postseason)

- 11 1969
- 8 1952, 1967, 2001
- 7 1978, 1985, 1999, 2003

### Most Games Won, Season (Regular Season)

- 14 2001
- 13 1999
- 12 1973, 1975, 1978, 2003

### Most Consecutive Games Won, Season (Including postseason)

- 11 1969
- 8 1952, 1967, 2001
- 7 1978, 1985, 1999, 2003

### Most Consecutive Home Games Won (Regular Season)

- 15 2002-04
- 13 1998-2000
- 11 1973-74, 1976-78

### Most Consecutive Road Games Won (Regular Season)

- 9 2000 - 02
- 7 1967-68
- 1968-69
- 1975-76
- 5 1988

## GAMES LOST

### Most Consecutive Games Lost (Regular Season)

- 12 1937-38, 1959-60
- 11 1991-92
- 10 1941-42

### Most Consecutive Home Games Lost (Regular Season)

- 11 1961-63
- 8 1997-98
- 7 1989-90

### Most Consecutive Away Games Lost (Regular Season)

- 12 1991-92
- 10 1961-62
- 9 1956-57, 1964-65

## SCORING

### Most Points, Season

- 540 2000
- 526 1999
- 503 2001

### Most Points, Opponent, Season

- 471 2000
- 429 2005
- 418 1995

### Fewest Points, Season

- 75 1937
- 116 1941
- 131 1938

### Fewest Points, Opponent, Season

- 135 1975
- 136 1945
- 146 1977

### Most Points, Game

- 70 vs. Baltimore, 10/22/50.
- 65 vs. Detroit, 10/29/50

- 59 vs. Atlanta, 12/4/76
- vs. Atlanta, 11/10/96

### Most Points, Opponent, Game

- 56 @ Philadelphia, 10/8/50
- @ Baltimore, 11/25/56
- 54 @ Kansas City, 10/22/00
- 52 vs. Chicago, 10/13/63

### Most Points, Both Teams, Game

- 97 Rams 70, Baltimore 27, 10/22/50
- 89 Rams 52, New York Giants 37, 11/14/48
- Rams 65, Detroit 24, 10/29/50
- 88 Rams 57, vs. San Diego 31 10/1/00
- @ Kansas City 54, Rams 34, 10/22/00

### Fewest Points, Both Teams, Game

- 6 Many times, Last @ New Orleans 6, Rams 0, 11/9/86
- 7 vs. Chicago Cardinals 7, Rams 0, 11/23/41
- @ Chicago Cardinals 7, Rams 0, 9/13/42
- 9 @ Green Bay 6, Rams 3, 11/14/65
- Rams 9, @ Cleveland 0, 11/27/77

### Most Points Overcome to Win Game

- 24 @ Tampa Bay, 12/6/92, (trailed 3-27, won 31-27)
- 22 @ Green Bay, 10/12/52, (trailed 6-28, won 30-28)
- 21 @ Green Bay, 11/17/57, (trailed 3-24, won 31-27)
- @ Houston, 11/27/05, (trailed 3-24, won 33-27)

### Most Points, Opponent, Overcome to Win Game

- 23 @ Green Bay, 9/12/82, (trailed 23-0, won 35-23)
- 21 vs. Denver, 12/12/82, (trailed 21-0, won 27-24)
- 18 vs. New Orleans, 10/28/01, (trailed 24-6, won 34-31)

### Most Points Overcome to Tie Game

- 28 vs. Philadelphia, 10/3/48, (trailed 0-28, tied 28-28)
- 17 @ Chicago Cardinals, 11/15/53, (trailed 17-0, tied 24-24)
- 14 @ Chicago Bears, 10/13/46, (trailed 24-10, tied 24-24)
- @ Chicago Cardinals, 11/20/49, (trailed 28-14, tied 28-28)
- @ Minnesota, 11/25/62, (trailed 24-10, tied 24-24)

### Most Points, First Half

- 44 vs. Green Bay, 9/21/80
- 38 vs. Green Bay, 9/24/89
- 36 vs. St. Louis, 12/15/85

### Most Points, Opponent, First Half

- 42 @ Baltimore, 11/25/56
- 38 @ San Francisco, 10/28/51
- 35 vs. Chicago Bears, 10/5/41
- @ New York Giants, 11/16/41
- @ Oakland, 10/29/72
- @ Kansas City, 12/8/02

### Most Points, Both Teams, First Half

- 55 vs. New York Yanks, 11/18/51 (Rams 34, Yanks 11)
- vs. Detroit, 10/30/60 (Rams 34, Lions 21)
- 51 vs. Green Bay, 9/21/80 (Rams 44, Packers 7)
- 50 vs. Atlanta, 10/15/00 (Rams 29, Falcons 21)

### Most Points, Second Half

- 41 vs. Detroit, 10/29/50
- 38 vs. Chicago, 11/4/51
- 35 vs. Baltimore, 10/22/50
- vs. Green Bay, 12/3/50
- vs. Atlanta, 12/4/76

### Most Points, Opponent, Second Half

- 35 vs. Minnesota, 11/17/72
- @ Green Bay, 9/12/82
- 33 vs. St. Louis, 9/23/60
- 31 vs. Cleveland, 10/7/51
- vs. San Francisco, 10/23/83
- vs. Green Bay 9/24/89

### Most Points, Both Teams, Second Half

- 56 vs. Minnesota, 11/17/72 (Vikings 35, Rams 21)
- 55 vs. Detroit, 10/29/50 (Rams 41, Lions 14)
- @ New York Giants, 11/19/50 (Giants 28, Rams 27)
- 52 @ New York Giants, 11/14/48 (Rams 31, Giants 21)
- vs. Chicago Cardinals 11/11/51 (Rams 38, Cardinals 14)

**Most Points, First Quarter**

- 26 vs. Green Bay, 12/12/53
- 24 vs. Seattle, 10/31/76  
vs. New England, 11/2/80
- 21 Many times, Last vs. Carolina, 11/11/01

**Most Points, Opponent, First Quarter**

- 28 @ Oakland, 10/29/72
- 21 @ Tennessee, 10/31/99
- 20 @ Kansas City, 10/22/00

**Most Points, Both Teams, First Quarter**

- 34 vs. Baltimore, 10/22/50 (Rams 21, Colts 13)
- 33 vs. Green Bay, 12/12/53 (Rams 26, Packers 7)
- 28 vs. New Orleans, 12/5/71 (Rams 21, Saints 7)  
@ Oakland, 10/29/72 (Raiders 28, Rams 0)

**Most Points, Second Quarter**

- 37 vs. Green Bay, 9/21/80
- 28 @ New Orleans, 10/7/79  
@ Atlanta, 12/9/79  
vs. Green Bay, 9/24/89  
vs. Indianapolis, 12/30/01
- 24 vs. Green Bay, 12/14/58  
vs. Detroit, 10/30/60  
vs. Pittsburgh, 9/22/68

**Most Points, Opponent, Second Quarter**

- 28 Many times, Last @ Green Bay, 12/20/92
- 21 Many times, Last @ Kansas City, 12/8/02
- 20 Many times, Last vs. Atlanta, 12/27/92

**Most Points, Both Teams, Second Quarter**

- 45 vs. Detroit, 10/30/60 (Rams 24, Lions 21)
- 44 vs. Green Bay, 9/21/80 (Rams 37, Packers 7)
- 42 @ Detroit, 10/12/58 (Rams 21, Lions 21)

**Most Points, Third Quarter**

- \*41 vs. Detroit, 10/29/50
- 28 vs. Chicago Cards, 11/11/51
- 21 Many times, Last vs. New Orleans, 8/31/97

**Most Points, Opponent, Third Quarter**

- 25 vs. New Orleans, 10/28/01
- 21 Many times, Last vs. Green Bay, 9/24/89
- 20 Three times, Last vs. San Francisco, 10/22/95

**Most Points, Both Teams, Third Quarter**

- 48 vs. Detroit, 10/29/50 (Rams 41, Lions 7)
- 31 @ New York Giants, 11/14/48 (Giants 21, Rams 10)  
@ Chicago, 11/3/86 (Rams 17, Bears 14)
- 28 Many times, Last @ Cleveland 12/12/90  
(Rams 14, Browns 14)

**Most Points, Fourth Quarter**

- 28 vs. Chicago, 10/26/52  
vs. San Francisco, 12/30/02
- 24 @ Green Bay, 10/12/52  
@ Green Bay, 10/18/59  
@ Atlanta, 11/19/67
- 21 Many times, last vs. New Orleans, 10/23/05

**Most Points, Opponent, Fourth Quarter**

- 28 vs. San Francisco, 10/23/83
- 23 @ Oakland, 12/18/82
- 22 vs. Arizona, 11/20/05

**Most Points, Both Teams, Fourth Quarter**

- 38 @ New York Yanks, 11/19/50 (Yanks 21, Rams 17)
- 35 vs. Minnesota, 11/17/72 (Vikings 21, Rams 14)  
vs. San Francisco, 10/23/83 (49ers 28, Rams 7)
- 34 @ San Francisco, 10/4/92 (Rams 17, 49ers 17)

**TOUCHDOWNS****Most Touchdowns, Season**

- 67 2000
- 66 1999
- 64 1950

**Fewest Touchdowns, Season**

- 10 1937
- 16 1941
- 18 1938

**Most Touchdowns, Game**

- \*10 vs. Baltimore, 10/22/50
- 9 vs. Detroit, 10/29/50

- 8 Five times, Last vs. Atlanta 11/10/96

**Most Touchdowns, Opponents, Game**

- 8 @ Philadelphia, 10/8/50  
@ Baltimore, 11/25/56
- 7 @ San Francisco, 12/27/87  
@ Kansas City, 10/22/00  
@ Kansas City, 12/8/02
- 6 Many times, Last vs. Chicago, 12/11/06

**Most Touchdowns, Both Teams, Game**

- 14 vs. Baltimore, 10/22/50 (Rams 10, Colts 4)
- 12 @ New York Giants, 11/14/48 (Rams 7, Giants 5)  
vs. Washington, 12/11/49 (Rams 8, Redskins 4)  
vs. Detroit, 10/29/50 (Rams 9, Lions 3)  
@ Kansas City, 10/22/00 (Chiefs 7, Rams 5)
- 11 Six times, Last vs. San Francisco, 10/23/83  
(49ers 6, Rams 5)

**POINT AFTER TOUCHDOWNS****Most Points After Touchdowns, Season**

- 64 1999
- 59 1950
- 58 2000, 2001

**Most Points After Touchdowns, Game**

- \*10 vs. Baltimore, 10/22/50
- 8 vs. Detroit, 10/29/50  
vs. San Francisco, 11/9/58  
vs. Atlanta, 11/10/96
- 7 Many times, Last vs. New York Giants, 11/13/66

**Most Points After Touchdowns, Opponent, Game**

- 8 @ Philadelphia, 10/8/50  
@ Baltimore, 11/25/56
- 7 @ San Francisco, 12/27/87  
@ Kansas City, 12/8/02
- 6 Many times, Last vs. Chicago, 12/11/06

**TWO POINT CONVERSIONS****Most Two Point Conversions, Season**

- 4 1998, 2000, 2004
- 2 1994, 1995, 1996, 1999, 2001, 2005

**Most Two Point Conversions, Opponents, Season**

- 7 1997
- 3 1994, 2000
- 2 1988

**Most Two Point Conversions, Game**

- \*4 vs. Atlanta, 10/15/00
- 1 20 times, Last vs. Detroit, 10/1/06

**Most Two Point Conversions, Opponent, Game**

- 1 Many times, Last vs. Arizona, 11/20/05

**Most Two Point Conversion Attempts, Season**

- 9 2000
- 6 1995
- 5 1994

**Most Two Point Conversion Attempts, Opponent, Season**

- 8 1997
- 6 2000
- 4 1994

**FIELD GOALS****Most Field Goals Attempted, Season**

- 149 1966
- 47 1973
- 45 1970

**Most Field Goals Attempted, Opponent, Season**

- 37 1993
- 36 2004
- 35 1963

**Most Field Goals Attempted, Game**

- 7 vs. Detroit, 12/9/51  
vs. Denver, 9/10/06
- 6 Many times, Last @ New Orleans, 11/26/72
- 5 Many times, Last @ Cleveland, 12/8/03

**Most Field Goals Attempted, Opponent, Game**

- 7 vs. Baltimore, 12/4/54  
vs. Minnesota, 11/5/89

- 6 Many times, Last vs. New Orleans, 9/26/04
- 5 Many times, Last @ Carolina, 12/23/01

#### Most Field Goals Made, Game

- 6 vs. Denver, 9/10/06
- 5 vs. Detroit, 12/9/51
- vs. San Diego, 10/1/00
- 4 Many times, Last @ San Francisco, 9/11/05
- 3 Many times, Last vs. Philadelphia, 12/18/05

#### Most Field Goals Made, Opponent, Game

- 17 vs. Minnesota, 11/5/89
- 5 vs. Dallas, 12/21/87
- vs. New Orleans, 9/26/04
- 4 Many times, Last vs. Seattle, 11/14/04

### SAFETIES

#### Most Safeties, Game

- \*3 vs. New York Giants, 9/30/84
- 2 vs. Green Bay, 10/21/73
- 1 Many times, last vs. Washington, 12/4/05

#### Most Safeties, Game, Opponent

- 2 @ San Francisco, 8/9/96
- 1 Many times, Last vs. Seattle, 12/14/03

### FIRST DOWNS

#### Most First Downs, Season

- 380 2000
- 357 2001
- 335 1999, 2003

#### Most First Downs, Opponent, Season

- 333 1994
- 329 1996
- 321 2000

#### Fewest First Downs, Season

- 88 1937
- 101 1938
- 103 1942

#### Fewest First Downs, Opponent, Season

- 116 1944
- 124 1939
- 129 1945

#### Most First Downs, Game

- 38 vs. New York Giants, 11/13/66
- 34 vs. New York Yanks, 9/28/51
- vs. Arizona, 9/28/03
- 33 vs. Green Bay, 12/16/56

#### Most First Downs, Opponent, Game

- 36 vs. Jacksonville, 10/20/96
- 32 @ San Francisco, 11/20/94
- 30 vs. Phoenix, 10/2/88

#### Most First Downs, Both Teams, Game

- 58 vs. Chicago Bears, 10/24/54 (Rams 30, Bears 28)
- 57 @ New York Yanks, 11/19/50 (Rams 32, Yanks 25)
- 55 vs. Buffalo, 12/10/95 (Bills 28, Rams 27)
- vs. Minnesota, 12/10/00 (Rams 32, Vikings 23)

#### Fewest First Downs, Game

- 2 vs. Washington, 11/21/37
- 3 Four times, Last @ Detroit, 9/24/40
- 4 Four times, Last @ Detroit, 12/14/69

#### Fewest First Downs, Opponent, Game

- 1 @ Seattle, 11/4/79
- 2 vs. Atlanta, 9/23/73
- 4 vs. Chicago Cardinals, 9/17/38
- vs. Chicago Cardinals, 10/22/39

#### Fewest First Downs, Both Teams, Game

- 12 vs. Chicago Cards, 10/3/37 (Rams 3, Cardinals 9)
- 13 @ Detroit, 10/15/44 (Rams 7, Lions 7)
- 15 Many times, Last @ San Francisco, 11/21/76 (Rams 8, 49ers 7)

#### Most First Downs, Rushing, Season

- 177 1973
- 148 1983
- 144 1980

#### Fewest First Downs, Rushing, Season

- †36 1942
- 51 1944
- 61 1982

#### Fewest First Downs, Rushing, Opponent, Season

- 53 1999
- 63 1966
- 64 1966, 1970

#### Most First Downs, Rushing, Game

- 21 @ New Orleans, 11/25/73
- 19 vs. Atlanta, 12/4/76
- 18 Three times, Last @ Seattle, 11/4/79

#### Most First Downs, Rushing, Game, Opponent

- 20 @ Washington, 11/25/51
- 18 vs. New Orleans, 12/16/79
- vs. Detroit, 9/7/80
- 17 @ Detroit, 10/12/58

#### Fewest First Downs, Rushing, Game

- 0 @ San Francisco, 12/6/64
- vs. New York Jets, 11/15/70
- @ Detroit, 11/17/91
- @ Kansas City, 12/8/02

- 1 Many times, Last @ Carolina, 11/19/06
- 2 Many times, Last vs. San Francisco, 12/24/05

#### Fewest First Downs, Rushing, Opponent, Game

- 0 Many Times, Last @ Seattle, 11/4/79
- 1 Many Times, Last @ San Francisco, 9/11/05
- 2 Many times, Last vs. Dallas, 1/1/06

#### Most First Downs, Passing, Season

- 247 2000
- 236 2001
- 219 2002

#### Most First Downs, Passing, Opponent, Season

- 198 1944
- 195 2000
- 191 1996

#### Fewest First Downs, Passing, Season

- 23 1937
- 43 1944
- 44 1941

#### Fewest First Downs, Passing, Opponent, Season

- 28 1937
- 41 1938, 1944
- 43 1939

#### Most First Downs, Passing, Game

- 22 @ New York Giants, 10/2/05
- 21 Many times, Last vs. San Diego, 10/1/00
- 20 Many times, Last @ Green Bay, 11/29/04

#### Most First Downs, Opponent, Passing, Game

- 24 vs. Jacksonville, 10/20/96
- 20 @ San Francisco, 10/3/04
- 17 vs. New Orleans, 12/12/93
- vs. Seattle, 10/19/97

#### Fewest First Downs, Passing, Game

- 0 @ San Francisco, 10/10/71
- 1 Many times, Last vs. Detroit, 10/19/86
- 2 Many times, Last @ New Orleans, 9/15/91

#### Fewest First Downs, Passing, Opponent, Game

- 0 @ Pittsburgh, 11/13/49
- vs. Atlanta, 9/23/73
- 1 Many times, Last @ Seattle, 11/4/79
- 2 Many times, Last vs. Atlanta, 10/26/86

#### Most First Downs, Penalty, Season

- 36 1998
- 31 1990
- 1994
- 29 1981

#### Most First Downs, Penalty, Opponent, Season

- 35 1997
- 33 1969
- 32 1981, 1994

#### Fewest First Downs, Penalty, Season

- 5 1953
- 6 1938
- 7 1940, 1942

**Fewest First Downs, Penalty, Opponent, Season**

4	1938, 1940
5	1937
6	1944

**NET YARDS GAINED RUSHING/PASSING****Most Yards Gained, Season**

*7,075	2000
6,690	2001
6,412	1999

**Most Yards Gained, Opponent, Season**

5,602	2005
5,567	1989
5,529	1996

**Fewest Yards Gained, Season**

1,794	1937
2,253	1938
2,286	1941

**Fewest Yards Gained, Opponent, Season**

2,519	1945
2,717	1937
2,785	1939

**Most Yards Gained, Game**

735	vs. New York Yanks, 9/28/51
614	vs. San Diego, 10/1/00
613	@ New York Yanks, 11/19/50

**Most Yards Gained, Opponent, Game**

582	vs. Cincinnati, 10/7/90
574	@ Baltimore, 11/25/56
541	@ Green Bay, 10/18/42

**Most Yards Gained, Both Teams, Game**

*1,113	@ New York Yanks, 11/19/50 (Rams 636, Yanks 497)
995	vs. San Diego, 10/1/00 (Rams 614, Chargers 381)
937	vs. Denver, 9/4/00 (Rams 514, Broncos 424)

**Fewest Yards Gained, Game**

58	@ Chicago Bears, 11/29/42
81	vs. Chicago Cards 10/3/37
86	vs. Washington, 11/21/37

**Fewest Yards Gained, Opponent, Game**

*-7	@ Seattle, 11/4/79
63	vs. Green Bay, 10/21/73
68	@ Chicago Cards, 10/22/39

**Most Consecutive Games, 300 or More Yards**

30	2000-02
29	1949-51
22	1999-2000

**RUSHING****ATTEMPTS****Most Rushing Attempts, Season**

659	1973
621	1977
615	1980

**Most Rushing Attempts, Game**

65	@ Minnesota, 9/19/76
63	@ Seattle, 11/4/79
61	vs. New Orleans, 10/16/77

**YARDS****Most Yards Gained Rushing, Season**

2,925	1973
2,864	1984
2,799	1980

**Most Yards Gained Rushing, Opponent, Season**

2,440	1961
2,397	1981
2,327	2006

**Fewest Yards Gained Rushing, Season**

798	1938
875	1942
929	1941

**Fewest Yards Gained Rushing, Opponent, Season**

1,119	1967
-------	------

1,189 1999

1,202 1982

**Most Yards Gained Rushing, Game**

371	@ New York Yanks, 11/18/51
340	@ New Orleans, 11/25/73
337	vs. Carolina, 11/11/01

**Most Yards Gained Rushing, Opponent, Game**

352	@ Washington, 11/25/51
330	@ Cleveland, 11/24/57
	vs. Detroit, 9/7/80

307 vs. New Orleans, 11/18/81

**Most Yards Gained Rushing, Both Teams, Game**

*595	vs. New York Yanks, 11/18/50 (Rams 371, Yanks 224)
548	vs. Minnesota 11/5/61 (Rams 295, Vikings 253)
506	@ Green Bay, 10/22/44 (Packers 294, Rams 212)

**Fewest Yards Gained Rushing, Game**

-29	@ Washington, 10/11/42
6	vs. Arizona, 11/20/05
10	@ Chicago Bears, 11/29/42

**Fewest Yards Gained Rushing, Opponent, Game**

1	vs. Chicago Bears, 10/26/52
6	vs. New York Giants, 11/12/89
8	vs. New York Giants, 9/30/84

**Fewest Yards Gained Rushing, Both Teams, Game**

62	@ San Francisco, 12/6/64
	(Rams 15, 49ers 47)
78	@ Detroit, 11/7/99

(Rams 57, Detroit 21)

82 vs. New Orleans, 9/6/98

(Rams 47, New Orleans 35)

**TOUCHDOWNS****Most Touchdowns Rushing, Season**

28	1950
26	2000
24	1954

**Most Touchdowns Rushing, Opponent, Season**

26	1961
22	1992, 1996, 2005
21	1956, 1983, 2006

**Most Touchdowns, Rushing, Game**

7	vs. Atlanta, 12/4/76
6	vs. New York Yanks, 11/18/51
5	vs. Chicago, 10/24/54

@ Detroit, 10/12/58

vs. Minnesota, 12/10/00

**Most Touchdowns, Rushing, Opponent, Game**

6	vs. Cleveland, 11/24/57
5	vs. Detroit, 10/30/60
	vs. Detroit, 9/7/80

@ Pittsburgh, 11/3/96

4 Many times, Last @ Indianapolis, 10/17/05

**Most Touchdowns Rushing, Both Teams, Game**

8	vs. New York Yanks, 11/18/51 (Rams 6, Yanks 2)
7	@ Cleveland, 11/24/57 (Rams 1, Browns 6)
	@ Detroit, 10/12/58 (Rams 5, Lions 2)

vs. Atlanta, 12/4/76 (Rams 7, Falcons 0)

vs. Detroit, 9/7/80 (Rams 2, Lions 5)

6 Many times, Last @ Tampa Bay, 12/18/00 (Rams 3, Buccaneers 3)

**PASSING****ATTEMPTS****Most Passes Attempted, Season**

635	2002
632	1995
600	2003

**Fewest Passes Attempted, Season**

168	1937
199	1945
208	1944

**Most Passes Attempted, Game**

- 62 @ New York Giants, 10/2/05
- 61 vs. Buffalo, 12/10/95
- 56 @ San Francisco, 9/11/05

**Most Passes Attempted, Opponent, Game**

- 64 vs. Philadelphia, 11/6/49
- 58 @ Arizona, 9/29/96
- 55 vs. Chicago, 12/26/99

**Most Passes Attempted, Both Teams, Game**

- 97 vs. Chicago, 12/26/99 (Bears 55, Rams 42)
- @ New York Giants, 10/2/05 (Rams 62, Giants 35)
- 91 @ Baltimore, 10/27/96 (Rams 40, Ravens 51)
- 90 @ Philadelphia, 9/9/01 (Eagles 48, Rams 42)

**Fewest Passes Attempted, Game**

- 4 vs. Detroit, 9/10/37
- 6 vs. Chicago Cards, 11/5/39
- @ New York Giants, 11/10/40
- 8 vs. Chicago Bears, 10/9/38
- @ San Francisco, 11/21/76

**Fewest Passes Attempted, Opponent, Game**

- 10 vs. Detroit, 9/10/37
- @ Pittsburgh, 11/13/49
- 6 @ Brooklyn, 9/20/39
- 7 vs. Chicago Cards, 11/5/39
- vs. Baltimore, 12/18/65

**Fewest Passes Attempted, Both Teams, Game**

- 4 vs. Detroit, 9/10/37 (Rams 4, Lions 0)
- 24 vs. Atlanta, 9/23/73 (Rams 15, Falcons 9)
- 25 Many times, Last @ Pittsburgh, 11/13/49 (Rams 25, Steelers 0)

**COMPLETIONS****Most Passes Completed, Season**

- 408 2002
- 392 2005
- 380 2000

**Most Passes Completed, Game**

- 40 @ New York Giants, 10/2/05
- 36 vs. San Diego, 11/10/02
- 35 vs. San Francisco, 10/27/85
- @ Seattle, 9/10/00
- @ Green Bay, 11/29/04

**Most Passes Completed, Opponent, Game**

- 37 @ New York Jets, 9/25/83
- vs. Jacksonville, 10/20/96
- @ Arizona, 9/29/96
- 36 vs. New England, 11/16/86
- 34 @ St. Louis, 11/4/84

**Most Passes Completed, Both Teams, Game**

- 60 @ Philadelphia, 9/9/01 (Rams 28, Eagles 32)
- 59 vs. Chicago, 12/26/99 (Rams 27, Bears 32)
- @ New York Giants, 10/2/05 (Rams 40, Giants 19)
- 57 @ Baltimore, 10/27/96 (Rams 26, Ravens 31)

**Fewest Passes Completed, Game**

- 1 Many times, Last @ New York Giants, 11/10/40
- 2 @ San Francisco, 10/10/71
- 3 Many times, Last @ San Francisco, 11/21/76

**Fewest Passes Completed, Opponent, Game**

- 10 vs. Pittsburgh, 11/13/49
- 2 Many times, Last @ Seattle, 11/4/79
- 3 Many times, Last @ Chicago, 9/24/72

**Fewest Passes Completed, Both Teams, Game**

- 1 vs. Detroit, 9/10/37 (Rams 1, Lions 0)
- 4 vs. Chicago Bears, 10/9/38 (Rams 1, Bears 3)
- 6 vs. Chicago Cards, 10/3/37 (Rams 3, Cardinals 3)
- vs. Pittsburgh, 10/29/39 (Rams 1, Steelers 5)

**YARDS****Most Yards Gained, Passing, Season**

- \*5,492 2000
- 4,903 2001
- 4,480 2002

**Most Yards Gained, Passing, Opponent, Season**

- 4,085 2000

4,024 1989

3,762 1990

**Fewest Yards Gained, Passing, Season**

- 839 1937
- 1,261 1944
- 1,352 1941

**Fewest Yards Gained, Passing, Opponent, Season**

- 883 1937
- 1,248 1938
- 1,249 1939

**Most Yards Gained, Passing, Game**

- 541 vs. New York Yanks, 9/28/51
- 506 vs. Chicago, 12/26/82
- 453 vs. San Diego, 11/10/02

**Most Yards Gained, Passing, Opponent, Game**

- 483 vs. Cincinnati, 10/7/90
- 475 vs. San Francisco, 11/28/93
- 439 vs. San Francisco, 12/11/89

**Most Yards Gained, Passing, Both Teams, Game**

- 847 vs. Cincinnati, 10/7/90 (Rams 364, Bengals 483)
- 784 vs. San Diego, 10/1/00 (Rams 451, Chargers 333)
- 769 vs. Chicago 12/26/82 (Rams 506, Bears 263)

**Fewest Yards Gained, Passing, Game**

- 18 @ San Francisco, 10/10/71
- 5 @ Dallas Texans, 11/9/52
- 18 vs. Pittsburgh, 10/29/39

**Fewest Yards Gained, Passing, Opponent, Game**

- 30 @ Seattle, 11/4/79
- 1 @ Green Bay, 10/13/74
- 0 vs. Detroit, 9/10/37
- @ Pittsburgh, 11/13/49

**Fewest Yards Gained, Passing, Both Teams, Game**

- 20 vs. Detroit, 9/10/37 (Rams 20, Lions 0)
- 28 @ Dallas Texans, 11/9/52 (Rams -5, Texans 33)
- 44 @ San Francisco, 11/21/76 (Rams 26, 49ers 18)

**COMPLETION PERCENTAGE****Highest Completion Percentage, Season**

- 68.8 2001
- 65.4 2005
- 64.7 1999
- 2000

**Highest Completion Percentage, Opponent, Season**

- 63.3 2002
- 62.3 1982
- 61.9 2005

**Highest Completion Percentage, Game (10 att.)**

- 88.9 @ San Francisco, 11/7/54
- 87.0 vs. San Francisco, 10/10/99
- 85.7 vs. New York Giants, 10/18/92

**Highest Completion Percentage, Opponent, Game (10 att.)**

- 91.3 vs. Cleveland, 12/26/93
- 81.8 vs. Green Bay, 12/17/60
- 81.0 vs. San Francisco, 11/18/62

**HAD INTERCEPTED****Fewest Passes Had Intercepted, Season**

- 7 1969
- 8 2006
- 11 1971, 1973, 1977

**Most Passes Had Intercepted, Season**

- 35 1941
- 34 1938
- 32 1981

**Most Passes Had Intercepted, Game**

- 7 Many times, Last vs. Detroit, 10/26/58
- 6 Many times, Last @ Carolina, 12/12/04
- 5 Many times, Last @ Minnesota, 12/11/05

**TOUCHDOWNS****Most Touchdowns, Passing, Season**

- 42 1999
- 37 2000, 2001
- 31 1950, 1980, 1988

**Most Touchdowns, Passing, Game**

- 6 vs. New York Bulldogs, 11/27/49
- vs. Washington, 12/11/49
- vs. Detroit, 10/29/50
- 5 Many times, Last vs. San Diego, 10/1/00
- 4 Many times, Last vs. Washington, 12/24/06

**Most Touchdowns, Passing, Opponent, Game**

- 5 vs. St. Louis, 9/23/60
- vs. Chicago, 10/13/63
- vs. Miami, 12/14/86
- @ San Francisco, 12/27/87
- 4 Many times, Last @ New York Giants, 10/2/05
- 3 Many times, Last vs. Kansas City, 11/5/06

**SACKS****TOTAL SACKS****Most Sacks, Season**

- 57 1999
- 56 1980, 1985, 1988
- 53 1970

**Fewest Sacks, Season**

- 17 1991
- 18 1982
- 26 1994

**Most Sacks, Game**

- 10 vs. Atlanta, 9/28/69
- vs. San Diego, 10/4/70
- 9 Many times, Last @ Buffalo, 9/20/98
- 8 Three times, Last vs. Minnesota, 11/30/03

**Most Sacks, Opponent, Game**

- 11 @ Baltimore, 11/22/64
- 10 @ San Francisco, 12/6/74
- vs. San Francisco, 10/11/76
- 9 @ New Orleans, 12/1/85

**Most Sacks, Both Teams, Game**

- 16 @ Baltimore, 11/22/64 (Rams 5, Colts 11)
- 14 @ New Orleans, 10/24/76 (Rams 9, Saints 5)
- 13 vs. Tampa Bay, 11/5/78 (Rams 9, Buccaneers 4)

**INTERCEPTIONS****TOTAL INTERCEPTIONS****Most Interceptions, Season**

- 38 1952
- 32 1967, 1976
- 31 1950, 1955

**Most Interceptions, Game**

- 7 vs. Detroit, 11/26/44
- vs. Green Bay, 11/11/45
- @ Chicago Bears, 10/9/49
- vs. San Francisco, 10/18/64
- 6 @ Pittsburgh, 12/4/38
- @ New York Yanks, 11/19/50
- @ Dallas, 11/9/52
- @ Kansas City, 10/20/85
- @ Atlanta, 12/15/96
- 5 Many times, Last vs. Jacksonville, 10/20/96

**YARDS GAINED****Most Yards, Season**

- 712 1952
- 567 1999
- 546 1980

**Most Yards, Opponent, Season**

- 518 1952
- 497 1995
- 492 2002

**Fewest Yards, Season**

- 5 1959
- 15 1938
- 24 1939

**Fewest Yards, Opponent, Season**

- 27 1938
- 40 1969

61 1939

**Most Yards, Game**

- 314 vs. San Francisco, 10/18/64
- 225 vs. Green Bay, 9/21/80
- 177 vs. Jacksonville, 10/20/96

**Most Yards, Opponent, Game**

- 182 vs. Dallas Texans, 11/2/52
- 171 @ San Francisco, 11/26/95
- 149 @ Chicago, 10/11/64

**Most Yards, Both Teams, Game**

- 338 vs. San Francisco, 10/18/64 (Rams 314, 49ers 24)
- 308 vs. Dallas Texans, 11/2/52 (Rams 126, Texans 182)
- 244 vs. Detroit, 11/1/53 (Rams 129, Lions 115)

**TOUCHDOWNS****Most Touchdowns By Interceptions, Both Teams, Game**

- 3 vs. Detroit, 11/1/53 (Rams 2, Lions 1)
- 2 Many times, Last @ Arizona, 11/23/03
- (Rams 1, Cardinals 1)

**PUNTING****TOTAL PUNTS****Most Punts, Season**

- 98 1986
- 95 1979, 1997, 1998
- 89 1981

**Most Punts, Opponents, Season**

- 108 1979
- 104 1978
- 96 1986

**Most Punts, Game**

- 12 vs. Chicago Bears, 10/9/38
- vs. Green Bay, 11/26/39
- @ New York, 11/10/40
- @ San Francisco, 11/21/76
- 11 Many times, Last @ Pittsburgh, 9/13/64
- 10 Many times, Last vs. New York Jets, 12/3/95

**Most Punts, Opponent, Game**

- 14 vs. New York Yanks, 9/28/51
- 12 Three times, Last vs. Chicago Cardinals, 11/23/41
- 11 Many times, Last @ Seattle, 11/4/79

**AVERAGE YARDAGE****Highest Average Distance, Punting, Season**

- 45.5 1962
- 44.8 1994, 1996
- 44.7 1963, 2006

**Highest Average Distance, Punting, Game (4 punts)**

- 53.8 @ Cincinnati, 10/3/99
- 52.5 vs. San Francisco, 11/18/62
- @ Kansas City, 9/25/94

52.4 vs. Pittsburgh, 12/12/48

**Highest Avg. Distance, Punting, Opponent, Game (4 punts)**

- 57.3 @ Chicago Bears, 11/16/52
- 55.8 @ Detroit 10/10/54
- 55.3 @ Washington, 10/26/41

**PUNT RETURNS****TOTAL RETURNS****Most Punt Returns, Season**

- 67 1978
- 62 1970
- 58 1969, 1979

**Most Punt Returns, Opponents, Season**

- 60 1963, 1997
- 59 1979
- 58 1998

**Fewest Punt Returns, Season**

- 14 1961
- 19 1993
- 22 1982

**Fewest Punt Returns, Opponent, Season**

17 2001  
22 1972  
23 1999

**Most Punt Returns, Game**

8 Many times, @ San Francisco, 10/25/81  
7 Many times, Last @ Tennessee, 10/31/99  
6 Many times, Last vs. San Francisco, 9/7/97

**Most Punt Returns, Opponent, Game**

9 vs. Baltimore, 11/22/64  
vs. Minnesota, 12/2/79  
8 @ Detroit, 9/27/42  
@ Chicago Bears, 11/29/42  
7 Many times, Last vs. Atlanta, 11/29/98

**Most Punt Returns, Both Teams, Game**

15 @ Detroit, 9/27/42 (Rams 7, Lions 8)  
@ Baltimore, 11/27/66 (Rams 8, Colts 7)  
14 @ Atlanta, 9/12/76 (Rams 7, Falcons 7)  
13 vs. Chicago, 11/23/75 (Rams 7, Bears 6)  
@ Atlanta, 9/18/77 (Rams 8, Falcons 5)  
@ Tampa Bay, 9/23/79 (Rams 7, Buccaneers 6)  
vs. Minnesota, 12/2/79 (Rams 4, Vikings 9)

**FAIR CATCHES****Most Fair Catches, Season**

25 1998, 1999  
24 1989  
23 1997, 2005

**Most Fair Catches, Opponent, Season**

30 1968, 1986  
22 1985, 2006  
21 1984, 1988, 1991

**Most Fair Catches, Game**

4 Many times, Last vs. New Orleans, 10/23/05  
3 Many times, Last vs. Tennessee, 9/25/05  
2 Many times, Last @ Minnesota, 12/31/06

**Most Fair Catches, Opponent, Game**

5 Four times, Last vs. New England, 11/16/86  
4 Many times, Last @ San Francisco, 9/17/06  
3 Many times, Last vs. Detroit, 10/1/06

**Most Fair Catches, Both Teams, Game**

8 @ Baltimore, 11/8/71 (Rams 3, Colts 5)  
7 Many times, Last vs. New York Jets 12/17/89  
(Rams 4, Jets 3)  
6 Many times, Last @ San Francisco, 9/17/06  
(Rams 2, 49ers 4)

**YARDS GAINED****Most Yards, Punt Returns, Season**

711 1978  
676 1981  
640 1947

**Most Yards, Punt Returns, Opponent, Season**

681 1963  
652 1998  
637 1994

**Fewest Yards, Punt Returns, Season**

102 1993  
129 1960  
143 2004

**Fewest Yards, Punt Returns, Opponent, Season**

55 1972  
67 1971  
116 1977

**Most Yards, Punt Returns, Game**

219 @ Atlanta, 10/11/81  
166 @ San Francisco, 10/25/81  
147 @ Cincinnati 10/3/99

**Most Yards, Punt Returns, Opponents, Game**

155 vs. Washington, 9/21/63  
148 @ Buffalo, 11/21/04  
141 @ Green Bay, 10/9/94

**Most Yards, Punt Returns, Both Teams, Game**

\*282 @ Atlanta, 10/11/81 (Rams 219, Falcons 63)

198 @ Chicago Bears, 10/10/48 (Rams 69, Bears 129)

189 @ Kansas City, 12/8/02 (Rams 94, Chiefs 95)

**TOUCHDOWNS****Most Touchdowns, Punt Returns, Season**

3 1981  
2 1947, 1949, 1952, 1984, 1992, 1996  
1 1998, 1999, 2000

**Most Touchdowns, Punt Returns, Opponent, Season**

3 1951, 1994  
2 1993, 2002, 2003

**Most Touchdowns, Punt Returns, Game**

†2 @ Atlanta, 10/11/81  
vs. Atlanta, 12/27/92

**Most Touchdowns, Punt Returns, Game, Opponent**

2 @ Detroit, 10/14/51  
1 Many times, Last @ Buffalo 11/21/04

**KICKOFF RETURNS****Most Kickoff Returns, Season**

84 2004  
76 2000  
75 2002

**Most Kickoff Returns, Opponent, Season**

86 2001  
85 1999  
84 1989

**Fewest Kickoff Returns, Season**

26 1945  
33 1977  
34 1975

**Fewest Kickoff Returns, Opponent, Season**

19 1941  
27 1942  
35 1955

**Most Kickoff Returns, Game**

9 vs. New Orleans, 10/28/01  
8 Many times, Last @ Indianapolis, 10/17/05  
7 Many times, Last vs. Washington, 12/24/06

**Most Kickoff Returns, Opponent, Game**

9 vs. San Diego, 10/1/00  
8 Many times, Last vs. Minnesota, 11/30/03  
7 Many times, Last @ Cleveland, 12/8/03

**Most Kickoff Returns, Both Teams, Game**

15 vs. New Orleans, 10/28/01 (Rams 9, Saints 6)  
14 vs. Chicago Bears, 10/24/54 (Rams 7, Bears 7)  
@ San Francisco, 11/7/54 (Rams 7, 49ers 7)  
@ New Orleans, 10/23/94 (Rams 7, Saints 7)  
vs. San Diego, 10/1/00 (Rams 5, Chargers 9)  
@ Kansas City, 10/22/00 (Rams 8, Chiefs 6)

**YARDS GAINED****Most Yards, Kickoff Returns, Season**

1,705 2000  
1,651 1963  
1,642 2002

**Most Yards, Kickoff Returns, Opponent, Season**

2,194 2001  
2,115 1999  
1,888 2000

**Fewest Yards, Kickoff Returns, Season**

448 1945  
690 1949  
705 1977

**Fewest Yards, Kickoff Returns, Opponent, Season**

463 1941  
545 1942  
671 1940, 1991

**Most Yards, Kickoff Returns, Game**

267 @ Kansas City, 10/22/00  
254 vs. Chicago, 10/13/63  
239 vs. St. Louis, 11/14/76

**Most Yards, Kickoff Returns, Opponent, Game**

- 362 vs. Detroit, 10/29/50
- 304 @ New Orleans, 10/23/94
- 263 @ New York Giants, 11/11/48

**Most Yards, Kickoff Returns, Both Teams, Game**

- 560 vs. Detroit, 10/29/50 (Rams 198, Lions 362)
- 501 @ New Orleans, 10/23/94 (Rams 197, Saints 304)
- 384 @ New York Giants 11/14/48 (Rams 121, Giants 263)

**TOUCHDOWNS****Most Touchdowns, Kickoff Returns, Season**

- 3 1950, 1985
- 2 1999
- 1 1998, 2000, 2005

**Most Touchdowns, Kickoff Returns, Opponent, Season**

- 2 1950, 1964, 1967, 1981, 1994, 2001, 2002, 2003, 2006
- 1 Many times, Last in 2000

**Most Touchdowns, Kickoff Returns, Game**

- 2 vs. Green Bay, 11/24/85
- 1 Many times, Last vs. Seattle, 10/9/05

**Most Touchdowns, Kickoff Returns, Game, Opponent**

- 2 @ New Orleans, 10/23/94 vs. Chicago, 12/11/06
- 1 Many times, Last @ Kansas City, 12/8/02

**FUMBLES****TOTAL FUMBLES****Most Fumbles, Season**

- 42 1996
- 40 1964, 1965
- 39 1978, 1986

**Most Fumbles, Opponent, Season**

- 42 1996
- 40 1964, 1965
- 39 1978, 1986

**Fewest Fumbles, Season**

- 17 1960
- 20 1942, 1993, 2006
- 21 1961, 1968, 1973

**Fewest Fumbles, Opponent, Season**

- 13 1956
- 15 1974, 1982, 1994
- 16 1998

**Most Fumbles, Game**

- 8 vs. Detroit, 10/31/65
- 7 Many times, Last vs. New Orleans, 12/16/79
- 6 Many times, Last @ New York Giants, 9/7/03

**Most Fumbles, Opponent, Game**

- 8 @ Chicago Cards, 11/27/38
- 7 Many times, Last @ Pittsburgh, 9/16/84
- 6 Many times, Last @ Green Bay, 9/4/88

**Most Fumbles, Both Teams, Game**

- 14 @ Chicago Bears, 11/24/40 (Rams 7, Bears 7)
- 12 @ Chicago Bears, 9/15/39 (Rams 6, Bears 6)
- @ Chicago Bears, 11/16/52 (Rams 7, Bears 5)
- 11 @ New York Giants, 9/7/03 (Rams 6, Giants 5)
- @ New Orleans, 10/24/76 (Rams 4, Saints 7)
- @ New York Giants, 12/1/46 (Rams 6, Giants 5)
- @ Chicago Cardinals, 11/27/38 (Rams 3, Cardinals 8)

**FUMBLES LOST****Most Fumbles Lost, Season**

- 24 1983
- 23 1958
- 22 1953, 1965, 1978, 1986, 2001

**Most Fumbles Lost, Opponent, Season**

- 24 1947, 1948
- 22 1984, 2003
- 20 1966, 1983

**Most Fumbles Lost, Game**

- 6 vs. New England, 12/11/83
- vs. Detroit, 10/31/65

@ Detroit, 9/29/40

- 5 Many times, Last vs. Phoenix, 9/1/91
- 4 Many times, Last vs. Tampa Bay, 11/26/01

**Most Fumbles Lost, Opponent, Game**

- 5 @ New Orleans, 10/24/76
- @ Green Bay, 9/25/66
- @ Detroit, 10/15/44
- @ Chicago Cardinals, 11/27/38
- 4 Many times, Last vs. Baltimore, 11/9/03
- 3 Many times, Last vs. Green Bay, 10/19/03

**Most Fumbles Lost, Both Teams, Game**

- 9 @ Chicago Bears, 9/15/39 (Rams 5, Bears 4)
- 8 Many times, Last vs. New England, 12/11/83 (Rams 6, Patriots 2)
- 7 @ Philadelphia, 12/1/02 (Rams 3, Eagles 4)
- @ Chicago Bears, 11/16/52 (Rams 4, Bears 3)
- @ Detroit, 9/29/40 (Rams 6, Lions 1)
- @ Chicago Cardinals, 11/27/38 (Rams 2, Cardinals 5)

**PENALTIES****TOTAL PENALTIES****Most Penalties, Season**

- 142 1997
- 133 1978, 1996
- 127 2004

**Most Penalties, Opponent, Season**

- 142 1997
- 133 1978, 1996
- 118 1980

**Fewest Penalties, Season**

- 29 1941
- 45 1942
- 51 1959

**Fewest Penalties, Opponent, Season**

- 43 1945
- 46 1942
- 47 1941, 1958

**Most Penalties, Game**

- 15 Five times, Last vs. Philadelphia, 12/18/05
- 14 Many times, Last vs. New Orleans, 11/26/00
- 13 Many times, Last @ Chicago, 12/8/96

**Most Penalties, Opponent, Game**

- 18 vs. Chicago Bears, 11/10/46
- vs. Cleveland, 10/7/51
- 17 vs. New Orleans, 11/26/00
- 16 @ Chicago Bears, 10/10/48

**Most Penalties, Both Teams, Game**

- 31 vs. New Orleans, 11/26/00 (Rams 14, Saints 17)
- 27 vs. Chicago Bears, 11/10/46 (Rams 9, Bears 18)
- 26 vs. New Orleans, 11/8/81 (Rams 13, Saints 13)
- vs. Cincinnati, 9/1/96 (Rams 11, Bengals 15)
- @ Buffalo, 11/21/04 (Rams 11, Bills 15)

**Fewest Penalties, Game**

- 0 vs. New Orleans, 12/9/90
- vs. Baltimore, 12/18/65
- @ Chicago, 11/29/42
- @ New York, 11/16/41
- 1 Many times, Last vs. Atlanta, 1/6/02
- 2 Many times, Last @ Tampa Bay, 12/18/00

**Fewest Penalties, Opponent, Game**

- 0 vs. Chicago, 9/24/95
- vs. Minnesota, 11/19/72
- vs. New York, 9/27/41
- 1 Many times, Last @ Seattle, 9/10/00
- 2 Many times, Last vs. Washington, 12/24/06

**Fewest Penalties, Both Teams, Game**

- 1 vs. New York Yanks, 9/27/53 (Rams 1, Yanks 0)
- 2 vs. Green Bay, 12/16/62 (Rams 1, Packers 1)
- vs. Baltimore, 12/18/65 (Rams 0, Colts 2)
- 3 Many times, Last @ Phoenix, 12/5/93 (Rams 1, Cardinals 2)

## YARDS PENALIZED

### Most Yards Penalized, Season

1,169 1978  
1,065 1997  
1,015 1996

### Most Yards Penalized, Opponent, Season

1,066 2005  
1,064 1997  
1,028 1951

### Fewest Yards Penalized, Season

195 1938  
220 1939  
218 1937

### Fewest Yards Penalized, Opponent, Season

220 1939  
249 1938  
318 1939

### Most Yards Penalized, Game

162 vs. Baltimore, 10/22/50  
149 @ Dallas, 11/6/60  
145 @ Chicago Bears, 10/19/58

### Most Yards Penalized, Opponent, Game

177 vs. San Francisco, 9/18/94  
173 vs. Minnesota, 9/22/67  
150 vs. Detroit, 10/3/52

### Most Yards Penalized, Both Teams, Game

269 vs. Green Bay, 12/3/50 (Rams 123, Packers 146)  
267 vs. Minnesota, 9/22/67 (Rams 94, Vikings 173)  
253 @ Atlanta, 11/19/67 (Rams 135, Falcons 118)

### Fewest Yards Penalized, Game

0 Many times, Last vs. New Orleans, 12/9/90  
5 Many times, Last @ Atlanta, 10/14/93  
7 @ New Orleans, 10/30/88  
@ Detroit, 10/12/58

### Fewest Yards Penalized, Opponent, Game

0 Three times, Last vs. Chicago, 9/24/95  
5 Many times, Last @ Atlanta, 10/14/93  
7 @ New Orleans, 10/30/88  
@ Green Bay 12/20/92

### Fewest Yards Penalized, Both Teams, Game

10 vs. Green Bay, 12/16/62 (Rams 5, Packers 5)  
15 vs. Chicago Cards, 11/23/41 (Rams 5, Cardinals 10)  
vs. New York Yanks, 9/27/53 (Rams 15, Yanks 0)  
20 Many times, Last @ Phoenix, 12/5/93 (Rams 10,  
Cardinals 10)



# RAMS BIG DAYS

**Bold** denotes player active with Rams  
*Italics* denotes rookie

## RUSHING

247	Willie Ellison vs. New Orleans .....	Dec. 5, 1971	(26 carries, 1 TD)
223	<i>Tom Wilson vs. Green Bay</i> .....	Dec. 16, 1956	(23 carries, 0 TD)
221	Greg Bell vs. Green Bay .....	Sept. 24, 1989	(28 carries, 2 TD)
220	Marshall Faulk @ New Orleans .....	Dec. 24, 2000	(32 carries, 2 TD)
215	Eric Dickerson vs. Houston .....	Dec. 9, 1984	(27 carries, 2 TD)
213	Charles White @ St. Louis .....	Nov. 15, 1987	(34 carries, 1 TD)
212	<i>Jerome Bettis @ New Orleans</i> .....	Dec. 12, 1993	(28 carries, 1 TD)
210	Greg Bell @ New England .....	Dec. 24, 1989	(26 carries, 1 TD)
208	Eric Dickerson @ St. Louis .....	Nov. 4, 1984	(21 carries, 0 TD)
208	Marshall Faulk vs. Atlanta .....	Oct. 15, 2000	(25 carries, 1 TD)
207	Eric Dickerson vs. Tampa Bay .....	Oct. 5, 1986	(30 carries, 2 TD)
205	Dan Towler @ Baltimore .....	Nov. 22, 1953	(14 carries, 1 TD)
202	Marshall Faulk @ Carolina .....	Dec. 23, 2001	(30 carries, 2 TD)
199	Ollie Matson @ Chicago Bears .....	Oct. 11, 1959	(31 carries, 3 TD)
199	<i>Eric Dickerson vs. Detroit</i> .....	Oct. 2, 1983	(30 carries, 2 TD)
195	Trung Canidate @ New York Jets .....	Oct. 21, 2001	(23 carries, 2 TD)
193	Eric Dickerson @ St. Louis .....	Sept. 7, 1986	(38 carries, 2 TD)
192	<i>Eric Dickerson @ New York Jets</i> .....	Sept. 25, 1983	(28 carries, 2 TD)
191	Eric Dickerson @ Tampa Bay .....	Nov. 25, 1984	(28 carries, 3 TD)
183	Marshall Faulk vs. Carolina .....	Nov. 11, 2001	(15 carries, 2 TD)
183	Marshall Faulk vs. Seattle .....	Oct. 20, 2002	(32 carries, 3 TD)
181	Marshall Faulk @ Atlanta .....	Oct. 17, 1999	(18 carries, 1 TD)
<b>179</b>	<b>Steven Jackson vs. Jacksonville .....</b>	<b>Oct. 30, 2005</b>	<b>(25 carries, 0 TD)</b>
178	Marshall Faulk @ Arizona .....	Nov. 3, 2002	(27 carries, 1 TD)
170	Eric Dickerson vs. Atlanta .....	Oct. 26, 1986	(30 carries, 0 TD)
169	Dick Bass @ Chicago .....	Dec. 9, 1962	(20 carries, 1 TD)
168	Marshall Faulk vs. Atlanta .....	Jan. 6, 2002	(20 carries, 1 TD)
166	Ron Waller vs. Philadelphia .....	Sept. 30, 1956	(20 carries, 1 TD)
166	Charles White vs. Pittsburgh .....	Oct. 11, 1987	(33 carries, 1 TD)
164	Eric Dickerson @ New Orleans .....	Oct. 14, 1984	(20 carries, 0 TD)
159	Charles White vs. Atlanta .....	Dec. 13, 1987	(29 carries, 2 TD)
158	Greg Hill, @ Buffalo .....	Sept. 20, 1998	(19 carries, 2 TD)
158	Marshall Faulk vs. Oakland .....	Oct. 13, 2002	(26 carries, 0 TD)
155	Charles White @ Atlanta .....	Oct. 18, 1987	(31 carries, 0 TD)
155	Dan Towler vs. New York Yanks .....	Nov. 18, 1951	(13 carries, 1 TD)
154	Marshall Faulk @ New Orleans .....	Dec. 12, 1999	(29 carries, 1 TD)
154	Dan Towler vs. Chicago Bears .....	Oct. 25, 1953	(24 carries, 1 TD)
152	Lawrence McCutcheon @ New Orleans .....	Nov. 25, 1973	(20 carries, 0 TD)
152	Lawrence McCutcheon @ Chicago .....	Dec. 2, 1973	(24 carries, 0 TD)
152	Lawrence McCutcheon vs. Atlanta .....	Dec. 11, 1977	(17 carries, 0 TD)
150	Eric Dickerson @ Seattle .....	Sept. 23, 1985	(31 carries, 3 TD)
150	Eric Dickerson vs. Green Bay .....	Nov. 24, 1985	(31 carries, 1 TD)
<b>150</b>	<b>Steven Jackson vs. Washington .....</b>	<b>Dec. 24, 2006</b>	<b>(33 carries, 1 TD)</b>

## CAREER 100-YARD RUSHING GAMES

NO.	PLAYER	TEAM W-L-T	NO.	PLAYER	TEAM W-L-T
38	Eric Dickerson .....	27-11	3	Cullen Bryant .....	3-0
27	Marshall Faulk .....	27-0	3	John Cappelletti .....	2-0-1
22	Lawrence McCutcheon .....	19-2-1	3	Ollie Matson .....	2-1
11	Jerome Bettis .....	3-8	3	Lawrence Phillips .....	3-0
10	Dick Bass .....	6-4	2	Trung Canidate .....	2-0
10	Dan Towler .....	10-0	2	Dick Hoerner .....	1-0-1
<b>10</b>	<b>Steven Jackson .....</b>	<b>9-1</b>	2	Les Josephson .....	2-0
8	Wendell Tyler .....	6-2	2	Joe Marconi .....	2-0
8	Charles White .....	7-1	2	Elvis Peacock .....	2-0
7	Greg Bell .....	6-1	2	Bob Thomas .....	2-0
7	Paul (Tank) Younger .....	3-3-1	1	Jim Bertelsen .....	1-0
6	Cleveland Gary .....	4-2	1	Robert Delpino .....	1-0
5	Jon Arnett .....	2-3	1	Harold Green .....	1-0
5	Willie Ellison .....	2-2-1	1	Greg Hill .....	1-0
5	Ron Waller .....	4-1	1	Jerald Moore .....	1-0
5	Tim Wilson .....	2-3	1	Kenny Washington .....	1-0
4	Skeet Quinlan .....	1-3	1	Justin Watson .....	1-0

## GAMES WITH MORE THAN ONE 100-YARD RUSHER

Nov. 8, 1953	vs. San Francisco, Skeet Quinlan (11-19) and Paul Younger (12-101)
Oct. 24, 1954	vs. Chicago Bears, Dan Towler (15-123) and Paul Younger (27-106)
Oct. 31, 1954	vs. Detroit, Paul Younger (18-140) and Skeet Quinlan (13-119)
Dec. 4, 1955	vs. Baltimore, Ron Waller (24-138) and Paul Younger (25-132)
Sept. 16, 1973	@ Kansas City, Jim Bertelsen (28-143) and Lawrence McCutcheon (21-120)
Sept. 12, 1976	@ Atlanta, Lawrence McCutcheon (26-115) and John Cappelletti (22-102)
Sept. 19, 1976	@ Minnesota, John Cappelletti (28-128) and Lawrence McCutcheon (29-110)
Nov. 11, 1996	vs. Atlanta, Lawrence Phillips (14-106) and Harold Green (13-106)
Nov. 11, 2001	vs. Carolina, Marshall Faulk (15-183) and Trung Canidate (16-145)

## PASSING

554	Norm Van Brocklin vs. New York Yanks	Sept. 28, 1951	(30 / 46, 0 TD, 0 Int)
509	Vince Ferragamo vs. Chicago	Dec. 26, 1982	(30 / 46, 3 TD, 2 Int)
454	Jim Everett @ New Orleans	Nov. 26, 1989	(29 / 51, 1 TD, 2 Int)
<b>453</b>	<b>Marc Bulger vs. San Diego</b>	<b>Nov. 10, 2002</b>	<b>(36 / 48, 4 TD, 0 Int)</b>
<b>450</b>	<b>Marc Bulger vs. New York Jets</b>	<b>Jan. 2, 2005</b>	<b>(29 / 39, 3 TD, 2 Int)</b>
<b>448</b>	<b>Marc Bulger @ Green Bay</b>	<b>Nov. 29, 2004</b>	<b>(35 / 53, 2 TD, 1 Int)</b>
<b>442</b>	<b>Marc Bulger @ New York Giants</b>	<b>Oct. 2, 2005</b>	<b>(40 / 62, 2 TD, 3 Int)</b>
441	Kurt Warner vs. Denver	Sept. 4, 2000	(25 / 35, 3 TD, 3 Int)
436	James Harris @ Miami	Oct. 3, 1976	(17 / 29, 2 TD, 1 Int)
431	Trent Green vs. Carolina	Nov. 5, 2000	(29 / 42, 2 TD, 0 Int)
406	Jim Hardy vs. Chicago Cardinals	Oct. 31, 1948	(28 / 53, 3 TD, 2 Int)
401	Tony Banks @ Atlanta	Nov. 2, 1997	(30 / 42, 2 TD, 1 Int)
401	Kurt Warner @ New England	Nov. 18, 2001	(23 / 34, 3 TD, 2 Int)
394	Kurt Warner vs. San Francisco	Sept. 17, 2000	(23 / 34, 2 TD, 2 Int)
390	Kurt Warner vs. San Diego	Oct. 1, 2000	(24 / 30, 4 TD, 0 Int)
<b>388</b>	<b>Marc Bulger vs. Washington</b>	<b>Dec. 24, 2006</b>	<b>(25 / 38, 4 TD, 0 Int)</b>
385	Kurt Warner vs. New Orleans	Oct. 28, 2001	(29 / 47, 1 TD, 4 Int)
<b>378</b>	<b>Marc Bulger @ San Francisco</b>	<b>Nov. 2, 2003</b>	<b>(26 / 42, 1 TD, 2 Int)</b>
377	Jim Everett @ Philadelphia	Nov. 6, 1988	(24 / 45, 2 TD, 4 Int)
<b>375</b>	<b>Marc Bulger @ Pittsburgh</b>	<b>Oct. 26, 2003</b>	<b>(22 / 37, 1 TD, 0 Int)</b>
372	Billy Wade @ Green Bay	Nov. 16, 1958	(19 / 42, 1 TD, 2 Int)
372	Jim Everett vs. Cincinnati	Oct. 7, 1990	(25 / 46, 2 TD, 0 Int)
372	Mark Rypien vs. Buffalo	Dec. 10, 1995	(31 / 55, 1 TD, 2 Int)
368	Jim Everett vs. Indianapolis	Sept. 17, 1989	(28 / 35, 3 TD, 1 Int)
366	Trent Green vs. Washington	Nov. 20, 2000	(23 / 38, 2 TD, 1 Int)
365	Jim Everett @ Denver	Nov. 27, 1988	(25 / 47, 2 TD, 1 Int)
365	Jim Everett vs. New Orleans	Dec. 9, 1990	(31 / 50, 1 TD, 2 Int)
<b>362</b>	<b>Marc Bulger @ San Francisco</b>	<b>Sept. 11, 2005</b>	<b>(34 / 56, 2 TD, 1 Int)</b>
<b>360</b>	<b>Marc Bulger vs. Seattle</b>	<b>Oct. 15, 2006</b>	<b>(26 / 39, 3 TD, 1 Int)</b>
359	Kurt Warner vs. Indianapolis	Dec. 30, 2001	(23 / 30, 3 TD, 1 Int)
<b>358</b>	<b>Marc Bulger vs. New Orleans</b>	<b>Sept. 26, 2004</b>	<b>(32 / 49, 1 TD, 0 Int)</b>
356	Billy Wade @ Baltimore	Nov. 23, 1958	(24 / 41, 0 TD, 2 Int)
<b>356</b>	<b>Marc Bulger vs. Chicago</b>	<b>Dec. 11, 2006</b>	<b>(34 / 55, 3 TD, 0 Int)</b>
354	Jamie Martin vs. San Francisco	Dec. 24, 2005	(33 / 41, 1 TD, 2 Int)
<b>354</b>	<b>Marc Bulger vs. Kansas City</b>	<b>Nov. 5, 2006</b>	<b>(31 / 42, 1 TD, 0 Int)</b>
353	Tony Banks @ Baltimore	Oct. 27, 1996	(26 / 40, 1 TD, 1 Int)
<b>353</b>	<b>Marc Bulger vs. Atlanta</b>	<b>Oct. 13, 2003</b>	<b>(23 / 34, 2 TD, 2 Int)</b>
351	Kurt Warner @ Carolina	Dec. 5, 1999	(22 / 31, 3 TD, 2 Int)

## CAREER 300-YARD PASSING GAMES

NO. PLAYER		TEAM	NO. PLAYER		TEAM
		W-L-T			W-L-T
30	Kurt Warner	22-8	3	Bill Wade	1-2
20	Jim Everett	10-10	2	Dieter Brock	0-2
<b>23</b>	<b>Marc Bulger</b>	<b>11-12</b>	2	Bob Waterfield	2-0
5	Norm Van Brocklin	4-1	1	Zeke Bratkowski	0-1
3	Tony Banks	1-2	1	<b>Ryan Fitzpatrick</b>	<b>1-0</b>
3	Vince Ferragamo	1-2	1	Pat Haden	0-1
3	Roman Gabriel	2-1	1	Jim Hardy	0-1
3	Trent Green	2-1	1	James Harris	1-0
3	Chris Miller	1-2	1	Jamie Martin	1-0
3	Mark Rypien	0-3			

## RECEIVING

336	Willie Anderson @ New Orleans	Nov. 26, 1989	(15 receptions, 1 TD)
303	Jim Benton @ Detroit	Nov. 22, 1945	(10 receptions, 1 TD)
238	Harold Jackson vs. Dallas	Oct. 14, 1973	(7 receptions, 4 TD)
<b>233</b>	<b>Isaac Bruce @ Atlanta</b>	<b>Nov. 2, 1997</b>	<b>(10 receptions, 3 TD)</b>
230	Henry Ellard vs. Indianapolis	Sept. 17, 1989	(12 receptions, 1 TD)
<b>229</b>	<b>Isaac Bruce @ Baltimore</b>	<b>Oct. 27, 1996</b>	<b>(11 receptions, 1 TD)</b>
226	Eddie Kennison @ Atlanta	Dec. 15, 1996	(5 receptions, 3 TD)
220	Ron Jessie @ Miami	Oct. 3, 1976	(7 receptions, 2 TD)
<b>210</b>	<b>Isaac Bruce vs. Miami</b>	<b>Dec. 24, 1995</b>	<b>(15 receptions, 1 TD)</b>
208	Jim Phillips @ Green Bay	Nov. 16, 1958	(8 receptions, 1 TD)
207	Carroll Dale @ Detroit	Nov. 17, 1963	(7 receptions, 3 TD)
204	Marshall Faulk (RB) vs. Chicago	Dec. 26, 1999	(12 receptions, 1 TD)
<b>203</b>	<b>Torry Holt vs. Indianapolis</b>	<b>Dec. 30, 2001</b>	<b>(7 receptions, 2 TD)</b>
202	Jim Benton @ New York Yanks	Dec. 5, 1946	(12 receptions, 2 TD)
200	Tommy McDonald vs. Cleveland	Dec. 12, 1965	(6 receptions, 2 TD)
<b>200</b>	<b>Torry Holt @ San Francisco</b>	<b>Nov. 2, 2003</b>	<b>(11 receptions, 1 TD)</b>
196	Elroy Hirsch vs. Green Bay	Dec. 12, 1953	(9 receptions, 0 TD)
195	Elroy Hirsch vs. Chicago Cardinals	Nov. 11, 1951	(6 receptions, 2 TD)
<b>192</b>	<b>Isaac Bruce vs. Minnesota</b>	<b>Sept. 13, 1998</b>	<b>(11 receptions, 1 TD)</b>
<b>191</b>	<b>Isaac Bruce vs. Atlanta</b>	<b>Oct. 12, 1995</b>	<b>(10 receptions, 2 TD)</b>
189	Tom Fears vs. Green Bay	Dec. 3, 1950	(3 receptions, 2 TD)
<b>189</b>	<b>Torry Holt @ Atlanta</b>	<b>Sept. 24, 2000</b>	<b>(3 receptions, 2 TD)</b>
<b>188</b>	<b>Isaac Bruce vs. San Francisco</b>	<b>Sept. 17, 2000</b>	<b>(8 receptions, 1 TD)</b>
183	George Farmer vs. Chicago	Dec. 26, 1982	(9 receptions, 1 TD)
<b>181</b>	<b>Isaac Bruce @ Indianapolis</b>	<b>Oct. 1, 1995</b>	<b>(8 receptions, 2 TD)</b>
<b>179</b>	<b>Isaac Bruce vs. New Orleans</b>	<b>Oct. 28, 2001</b>	<b>(7 receptions, 1 TD)</b>
175	Del Shofner vs. Baltimore	Dec. 6, 1958	(5 receptions, 1 TD)
<b>174</b>	<b>Torry Holt @ Pittsburgh</b>	<b>Oct. 26, 2003</b>	<b>(7 receptions, 1 TD)</b>
173	Elroy Hirsch @ New York Yanks	Sept. 28, 1951	(9 receptions, 4 TD)
<b>173</b>	<b>Isaac Bruce vs. San Francisco</b>	<b>Oct. 22, 1995</b>	<b>(9 receptions, 0 TD)</b>
<b>172</b>	<b>Torry Holt vs. Minnesota</b>	<b>Dec. 10, 2000</b>	<b>(9 receptions, 0 TD)</b>
171	Henry Ellard @ Detroit	Dec. 6, 1987	(7 receptions, 1 TD)

170	Isaac Bruce @ Green Bay.....	Nov. 29, 2004	(9 receptions, 1 TD)
169	Del Shofner @ Detroit .....	Nov. 15, 1959	(5 receptions, 1 TD)
168	Elroy Hirsch @ Green Bay .....	Oct. 11, 1953	(8 receptions, 0 TD)
167	Henry Ellard @ Denver .....	Nov. 27, 1988	(11 receptions, 2 TD)
167	Isaac Bruce vs. San Diego .....	Oct. 1, 2000	(9 receptions, 2 TD)
166	Henry Ellard @ Philadelphia .....	Nov. 6, 1988	(7 receptions, 1 TD)
165	Henry Ellard vs. Atlanta .....	Oct. 8, 1989	(8 receptions, 0 TD)
165	Torry Holt @ Tampa Bay .....	Dec. 18, 2000	(9 receptions, 1 TD)
163	Elroy Hirsch @ San Francisco .....	Oct. 28, 1951	(4 receptions, 1 TD)
163	Jim Phillips vs. Chicago .....	Sept. 23, 1961	(9 receptions, 0 TD)
163	Henry Ellard vs. Phoenix .....	Nov. 19, 1989	(7 receptions, 2 TD)
163	Isaac Bruce vs. San Diego .....	Nov. 10, 2002	(10 receptions, 3 TD)
163	Torry Holt, vs. Tennessee .....	Sept. 25, 2005	(9 receptions, 1 TD)
163	Torry Holt, vs. San Francisco .....	Dec. 24, 2005	(10 receptions, 1 TD)
162	Tom Fears @ New York Yanks .....	Sept. 28, 1951	(7 receptions, 0 TD)
161	Torry Holt vs. Atlanta .....	Oct. 13, 2003	(11 receptions, 2 TD)
160	Henry Ellard vs. Kansas City .....	Nov. 10, 1991	(8 receptions, 1 TD)
160	Torry Holt vs. San Francisco .....	Dec. 5, 2004	(10 receptions, 1 TD)
159	Tom Fears vs. Washington .....	Dec. 11, 1949	(10 receptions, 2 TD)
157	Elroy Hirsch @ New York Yanks .....	Nov. 19, 1954	(5 receptions, 0 TD)
157	Bob Boyd vs. San Francisco .....	Oct. 3, 1954	(5 receptions, 1 TD)
155	Tommy McDonald @ Chicago .....	Oct. 10, 1965	(9 receptions, 0 TD)
154	Jim Phillips @ New York Giants .....	Oct. 22, 1961	(8 receptions, 1 TD)
154	Willie Anderson @ Atlanta .....	Sept. 11, 1994	(5 receptions, 1 TD)
154	Torry Holt vs. Seattle .....	Oct. 15, 2006	(8 receptions, 3 TD)
152	Isaac Bruce @ Cincinnati .....	Oct. 3, 1999	(6 receptions, 0 TD)
152	Drew Hill @ Pittsburgh .....	Sept. 16, 1984	(4 receptions, 1 TD)
151	Jim Benton, @ Chicago .....	Oct. 21, 1945	(7 receptions, 1 TD)
151	Jim Phillips, @ Dallas .....	Nov. 6, 1960	(7 receptions, 2 TD)
151	Jack Snow, @ Baltimore .....	Oct. 15, 1967	(3 receptions, 2 TD)
151	Ron Jessie, @ Atlanta .....	Nov. 16, 1975	(10 receptions, 1 TD)
151	Torry Holt @ Carolina .....	Dec. 12, 2004	(6 receptions, 1 TD)
150	Elroy Hirsch, @ San Francisco .....	Oct. 7, 1956	(8 receptions, 2 TD)
150	Jack Snow, vs. Detroit .....	Dec. 14, 1970	(7 receptions, 0 TD)

## GAMES WITH MORE THAN ONE 100-YARD RECEIVER

Dec. 11, 1949	vs. Washington, Tom Fears (10-159) and Bob Shaw (5-137)
Sept. 22, 1950	vs. New York Yanks, Glen Davis (5-103) and Dick Hoerner (4-105)
Nov. 19, 1950	@ New York Yanks, Dick Hoerner (14-125) and Elroy Hirsch (8-157)
Sept. 28, 1951	@ New York Yanks, Tom Fears (7-162), Elroy Hirsch (9-173), and Verda (V.T.) Smith (2-103)
Dec. 14, 1952	vs. Pittsburgh, Tom Fears (10-122) and Elroy Hirsch (4-108)
Oct. 4, 1953	@ San Francisco, Bob Boyd (4-107) and Elroy Hirsch (9-107)
Sept. 26, 1954	@ Baltimore, Skeet Quinlan (4-135) and Bob Boyd (4-121)
Oct. 10, 1954	@ Detroit, Bob Boyd (8-128) and Elroy Hirsch (6-105)
Nov. 21, 1954	@ New York Giants, Bob Boyd (5-103) and Tom Fears (9-136)
Dec. 12, 1954	vs. Green Bay, Bob Boyd (4-106) and Elroy Hirsch (5-119)
Oct. 7, 1956	@ San Francisco, Elroy Hirsch (8-150) and Bob Boyd (7-119)
Nov. 23, 1958	@ Baltimore, Lamar Lundy (6-103) and Del Shofner (8-110)
Oct. 11, 1964	@ Chicago, Jim Phillips (7-110) and Bucky Pope (4-108)
Nov. 1, 1964	@ Detroit, Carroll Dale (7-109) and Marlin McKeever (6-100)
Dec. 4, 1976	vs. Atlanta, Ron Jessie (4-112) and Dwight Scales (2-102)
Dec. 26, 1982	vs. Chicago, George Farmer (9-183) and Preston Dennard (5-122)
Sept. 9, 1990	@ Green Bay, Henry Ellard (6-106) and Willie Anderson (5-128)
Oct. 7, 1990	vs. Cincinnati, Henry Ellard (7-100) and Willie Anderson (7-144)
Dec. 9, 1990	vs. New Orleans, Henry Ellard (5-107) and Willie Anderson (5-123)
Sept. 1, 1991	vs. Phoenix, Robert Delpino (10-113) and Henry Ellard (7-116)
Dec. 5, 1999	@ Carolina, Isaac Bruce (6-111) and Az-Zahir Hakim (4-122)
Dec. 12, 1999	@ New Orleans, Isaac Bruce (4-102) and Torry Holt (6-113)
Sept. 4, 2000	vs. Denver, Az-Zahir Hakim (5-118), Torry Holt (6-103), and Marshall Faulk (4-100)
Oct. 1, 2000	vs. San Diego, Isaac Bruce (9-167), Marshall Faulk (6-116), and Az-Zahir Hakim (5-104)
Nov. 5, 2000	vs. Carolina, Az-Zahir Hakim (8-147) and Torry Holt (4-130)
Nov. 10, 2002	vs. San Diego, Isaac Bruce (10-163) and Torry Holt (7-118)
Sept. 7, 2003	@ New York Giants, Isaac Bruce (8-120), and Torry Holt (7-111)
Sept. 19, 2004	@ Atlanta, Torry Holt (9-121) and Isaac Bruce (5-102)
Oct. 1, 2006	vs. Detroit, Isaac Bruce (7-100) and Torry Holt (6-102)
Dec. 24, 2006	vs. Washington, Isaac Bruce (9-148) and Steven Jackson (6-102)

## CAREER 100-YARD RECEIVING GAMES

NO. PLAYER	TEAM W-L	NO. PLAYER	TEAM W-L
43 Torry Holt	25-18	2 Eddie Kennison	1-1
42 Isaac Bruce	22-20	2 Willie Miller	1-1
26 Henry Ellard	12-14	2 Ricky Proehl	2-0
21 Elroy Hirsch	12-9	2 Verda (V. T.) Smith (RB)	1-1
16 Tom Fears	8-7-1	2 Billy Truax (TE)	2-0
15 Bob Boyd	9-5-1	2 Wendell Tucker	2-0
14 Jim Phillips	4-9-1	1 Jon Arnett (RB)	0-1
10 Jack Snow	5-4-1	1 Johnny Bailey (RB)	0-1
9 Willie Anderson	4-5	1 Mike Barber (TE)	0-1
8 Carroll Dale	2-5-1	1 Jim Bertleson (RB)	0-1
8 Harold Jackson	5-3	1 Ron Brown	1-0
8 Del Shofner	2-6	1 Leon Clarke	1-0
6 Tommy McDonald	4-2	1 Aaron Cox	1-0
5 Bernie Casey	3-0-2	1 Kevin Curtis	1-0
5 Ron Jessie	5-0	1 Glen Davis	1-0
4 Jim Benton	3-1	1 Troy Drayton (TE)	1-0
4 Marshall Faulk (RB)	4-0	1 Pete Holohan (TE)	1-0
4 Az-Zahir Hakim	3-1	1 Tom Keane	1-0
4 Martin McKeever (TE)	1-3	1 Lamar Lundy (TE)	0-1
3 Preston Dennard	1-2	1 Ollie Matson (RB)	0-1
3 Drew Hill	1-2	1 Shaun McDonald	0-1
3 Amp Lee (RB)	1-2	1 Dwight Scales	1-0
3 Bucky Pope	1-2	1 Bob Shaw	1-0
2 Bob Carey	1-1	1 Clendon Thomas (RB)	0-1
2 Robert Delapino (RB)	0-2	1 Billy Waddy	1-0
2 George Farmer	0-2		

## GAMES WITH 300-YARD PASSER, 100-YARD RUSHER, 100-YARD RECEIVER

vs. San Francisco, Oct. 23, 1983	QB Vince Ferragamo (26-35, 327 yds, 5 TD, 2 Int.); RB Eric Dickerson (25-144); TE Mike Barber (8-113, 1 TD)	
@ Detroit, Dec. 6, 1987	QB Jim Everett (20-26, 324 yds, 2 TD, 2 Int.); RB Charles White (29-102, 1 TD); WR Henry Ellard (7-171, 1 TD)	
@ Denver, Nov. 27, 1988	QB Jim Everett (25-47, 365 yds, 2 TD, 1 Int.); RB Greg Bell (22-112, 1 TD); WR Henry Ellard (11-167, 2 TD)	
vs. Atlanta, Oct. 21, 1990	QB Jim Everett (24-38, 302 yds, 3 TD); RB Cleveland Gary (19-102, 2 TD); WR Henry Ellard (6-109, 1 TD)	
@ Atlanta, Dec. 15, 1996	QB Tony Banks (11-16, 304 yds, 3 TD, 1 Int.); RB Lawrence Phillips (22-122, 1 TD); WR Eddie Kennison (5-226, 3 TD)	
@ Carolina, Dec. 5, 1999	QB Kurt Warner (22-31, 351 yds, 3 TD, 2 Int.); RB Marshall Faulk (22-118); WR Az-Zahir Hakim (4-122, 2 TD); WR Isaac Bruce (6-111)	
@ New Orleans, Dec. 12, 1999	QB Kurt Warner (21-31, 346 yds, 2 TD, 1 Int.); RB Marshall Faulk (29-154, 1 TD); WR Torry Holt (6-112); WR Isaac Bruce (4-102)	
vs. San Francisco, Sept. 17, 2000	QB Kurt Warner (23-34, 394 yds, 2 TD, 2 Int.); RB Marshall Faulk (25-134, 3 TD); WR Isaac Bruce (8-188, 1 TD)	
vs. San Diego, Oct. 1, 2000	QB Kurt Warner (30-24, 390, 4 TD); RB Justin Watson (14-102, 1 TD); WR Isaac Bruce (9-167, 2 TD); RB Marshall Faulk (6-116, 2 TD); WR Az-Zahir Hakim (5-104)	
vs. Minnesota, Dec. 10, 2000	QB Kurt Warner (27-32, 346 yds); RB Marshall Faulk (25-135, 4 TD); WR Torry Holt (9-172)	
@ San Francisco, Sept. 23, 2001	QB Kurt Warner (24-35, 321 yds, 3 TD, 1 Int.); RB Marshall Faulk (18-105); WR Isaac Bruce (8-144, 1 TD)	
vs. Indianapolis, Dec. 30, 2001	QB Kurt Warner (23-20, 359 yds, 3 TD, 1 Int.); RB Marshall Faulk (25-118, 3 TD); WR Torry Holt (7-203, 2 TD)	
@ Arizona, Nov. 23, 2003	QB Marc Bulger (28-44, 329 yds, 1 TD, 4 Int.); RB Marshall Faulk (24-100, 1 TD); WR Torry Holt (9-145)	
@ Houston, Nov. 27, 2005	QB Ryan Fitzpatrick (19-30, 310 yards, 1 TD, 3 Int.); RB Steven Jackson (25-110, 1 TD); WR Torry Holt (10-130, 1 TD)	
vs. Washington	QB Marc Bulger (28-38), 388 yards, 4 TD, 0 Int.; RB Steven Jackson (33-150, 1 TD); WR Isaac Bruce (9-148, 1 TD); RB Steven Jackson (6-102, 1 TD)	

## LARGEST MARGIN OF VICTORY

59 points	(59-0)	vs. Atlanta, Dec. 4, 1976
49 points	(56-7)	vs. San Francisco, Nov. 9, 1958
48 points	(48-0)	@ Baltimore, Sept. 26, 1954
43 points	(70-27)	vs. Baltimore, Oct. 22, 1950
43 points	(45-21)	vs. Baltimore, Dec. 5, 1953
43 points	(59-16)	vs. Atlanta, Nov. 10, 1996
41 points	(65-24)	vs. Detroit, Oct. 29, 1950
41 points	(55-14)	vs. New York Giants, Nov. 13, 1966
40 points	(54-14)	@ New York Yanks, Sept. 28, 1951
39 points	(42-31)	@ Philadelphia, Nov. 3, 1975
39 points	(45-6)	vs. Seattle, Oct. 31, 1976

## LARGEST MARGIN OF DEFEAT

48 points	(48-0)	@ San Francisco, Dec. 27, 1987
47 points	(47-0)	@ Chicago Bears, Nov. 29, 1942
39 points	(49-10)	@ Kansas City, Dec. 8, 2002
38 points	(52-14)	vs. Chicago Bears, Oct. 13, 1963
36 points	(56-20)	@ Philadelphia, Oct. 8, 1950
36 points	(42-6)	@ Pittsburgh, Nov. 3, 1996
35 points	(35-0)	@ San Francisco, Oct. 8, 1961
35 points	(56-21)	@ Baltimore, Nov. 25, 1956
35 points	(42-7)	vs. Green Bay, Nov. 12, 1944
35 points	(49-14)	@ New York, Nov. 16, 1941
34 points	(34-0)	@ San Francisco, Oct. 4, 1959
34 points	(44-10)	vs. San Francisco, Oct. 22, 1995



# ALL-TIME PLAYOFF LEADERS

## RUSHING

	G	Att.	Yds.	Avg.	Long	TD
McCutcheon, Lawrence (1972-79)	11	173	687	4.0	26	2
Dickerson, Eric (1983-87)	6	133	674	5.1	65	3
Faulk, Marshall (1999-2006)	10	155	561	3.6	38	6
Bryant, Cullen (1973-82, 87)	14	102	413	4.0	17	2
Bell, Greg (1987-89)	4	71	322	4.5	54	1
Tyler, Wendell (1977-82)	4	64	228	3.6	39	1
Cappelletti, John (1974-78)	9	59	196	3.3	16	1
Towler, Dan (1950-55)	5	45	166	3.7	17	2
Bertelsen, Jim (1972-76)	5	32	136	4.3	13	0
Hoerner, Dick (1947-51)	4	43	120	2.8	24	3
<b>NFL Record</b>						
Smith, Emmitt (1990-2004)	17	349	1,586	4.5	65	19

## RECEIVING

(Based on Receptions)

	G	No.	Yds.	Avg.	Long	TD
Faulk, Marshall (1999-2006)	10	49	509	10.4	52	2
<b>Holt, Torry (1999- )</b>	<b>10</b>	<b>47</b>	<b>630</b>	<b>13.4</b>	<b>52</b>	<b>4</b>
<b>Bruce, Isaac (1994- )</b>	<b>9</b>	<b>44</b>	<b>759</b>	<b>17.3</b>	<b>77t</b>	<b>4</b>
Fears, Tom (1948-56)	6	28	572	20.4	73t	5
Ellard, Henry (1983-93)	10	28	419	15.0	39	1
Jackson, Harold (1973-77)	8	21	505	24.0	73	4
Hakim, Az-Zahir (1998-2001)	7	21	284	13.5	38	0
Jessie, Ron (1975-79)	6	20	314	15.7	41	1
Dennard, Preston (1978-83)	8	18	314	17.4	35	3
McCutcheon, Lawrence (1972-79)	11	17	152	8.9	17	0
<b>NFL Record</b>						
Rice, Jerry (1985-2004)	28	151	2,245	14.9	73t	22

## RECEIVING

(Based on Yards)

	G	No.	Yds.	Avg.	Long	TD
<b>Bruce, Isaac (1994- )</b>	<b>9</b>	<b>44</b>	<b>759</b>	<b>17.3</b>	<b>77t</b>	<b>4</b>
<b>Holt, Torry (1999- )</b>	<b>10</b>	<b>47</b>	<b>630</b>	<b>13.4</b>	<b>52</b>	<b>4</b>
Fears, Tom (1948-56)	6	28	572	20.4	73t	5
Faulk, Marshall (1999-2006)	10	49	509	10.4	52	2
Jackson, Harold (1973-77)	8	21	505	24.0	73	4
Ellard, Henry (1983-93)	10	28	419	15.0	39	1
Jessie, Ron (1975-79)	6	20	314	15.7	41	1
Dennard, Preston (1978-83)	8	18	314	17.4	35	3
Hakim, Az-Zahir (1998-2001)	7	21	284	13.5	38	0
Curtis, Kevin (2003-2006)	2	11	235	21.4	57t	1
<b>NFL Record</b>						
Rice, Jerry (1985-2004)	28	151	2,245	14.9	73t	22

## PASSING

(Based on Yards)

	G	Att.	Comp.	Pct.	Yds.	TD	Int.
Warner, Kurt (1998-2003)	7	268	169	63.1	2,221	15	10
Ferragamo, Vince (1977-80, 82-84)	7	188	92	48.9	1,227	5	11
Everett, Jim (1986-93)	5	176	87	49.4	1,120	7	11
Waterfield, Bob (1945-52)	7	124	63	50.8	965	6	11
<b>Bulger, Marc (2001- )</b>	<b>3</b>	<b>113</b>	<b>68</b>	<b>60.2</b>	<b>944</b>	<b>4</b>	<b>5</b>
<b>NFL Record</b>							
Montana, Joe (1979-95)	23	734	460	62.7	5,772	45	21

## YARDS FROM SCRIMMAGE

	G	RUSHING	RECEIVING	TOTAL
Faulk, Marshall (1999-2006)	10	561	509	1,070
McCutcheon, Lawrence (1972-79)	11	687	152	839
<b>Bruce, Isaac (1994- )</b>	<b>9</b>	<b>1</b>	<b>759</b>	<b>760</b>
Dickerson, Eric (1983-87)	6	674	30	704
<b>Holt, Torry (1999- )</b>	<b>10</b>	<b>0</b>	<b>630</b>	<b>630</b>
Fears, Tom (1948-56)	6	16	572	588
Bryant, Cullen (1973-82, 87)	14	413	139	552
Jackson, Harold (1973-77)	8	0	505	505
Ellard, Henry (1983-93)	10	2	419	421
Bell, Greg (1987-87)	4	322	57	379
<b>NFL Record</b>				
Rice, Jerry (1985-2004)	28	44	2,245	2,289

## SCORING

	G	TD	PAT	FG	TOTAL
<b>Wilkins, Jeff (1997- )</b> .....	<b>10</b>	<b>0</b>	<b>26</b>	<b>17</b>	<b>77</b>
Faulk, Marshall (1999-2006) .....	10	8	1*	0	50
Lansford, Mike (1982-90) .....	10	0	14	9	41
Fears, Tom (1948-56) .....	6	5	0	0	30
Corral, Frank (1978-81) .....	6	0	9	7	30
<b>Bruce, Isaac (1994- )</b> .....	<b>9</b>	<b>4</b>	<b>0</b>	<b>0</b>	<b>24</b>
<b>Holt, Torry (1999- )</b> .....	<b>10</b>	<b>4</b>	<b>0</b>	<b>0</b>	<b>24</b>
Waterfield, Bob (1945-52) .....	7	0	14	2	20
Jackson, Harold (1973-77) .....	8	4	0	0	20
Hoerner, Dick (1947-51) .....	4	3	0	0	18
Dennard, Preston (1978-83) .....	8	3	0	0	18
Dickerson, Eric (1983-87) .....	6	3	0	0	18

## NFL Record

Anderson, Gary (1982- ) .....	22	0	57	32	153
-------------------------------	----	---	----	----	-----

\* indicates two-point conversion

## FIELD GOALS

	G	Att.	Made	Pct.	Long
Lansford, Mike (1982-90) .....	10	12	9	75.0	43
<b>Wilkins, Jeff (1997- )</b> .....	<b>10</b>	<b>23</b>	<b>17</b>	<b>73.9</b>	<b>55</b>
Corral, Frank (1978-81) .....	6	11	7	63.6	45
Ray, David (1969-74) .....	4	7	4	57.1	40

## NFL Record (Min. 10 Field Goals)

Martin Gramatica (1999- ) .....	7	12	11	91.7	48
---------------------------------	---	----	----	------	----

## PUNTING

	G	No.	Avg.	Long	Bk.
Burke, Mike (1974) .....	2	10	43.4	49	0
Baker, John (2000- ) .....	4	17	43.0	53	0
Clark, Ken (1979) .....	3	15	40.6	59	0
Horan, Mike (1999) .....	3	9	40.9	48	0
Waterfield, Bob (1946-52) .....	7	35	40.1	61	0

## NFL Record (Min. 25 Punts)

Camarillo, Rich (1981-87) .....	6	35	44.5	62	1
---------------------------------	---	----	------	----	---

## KICKOFF RETURNS (Min. 10)

	G	No.	Yds.	Avg.	Long	TD
Horne, Tony (1999-2000) .....	4	14	336	24.0	95t	1
Bryant, Cullen (1973-82, 87) .....	14	14	315	22.5	41	0
Brown, Ron (1984-89, 91) .....	7	11	237	21.5	38	0

## NFL Record

Garrett, Carl (1969-77) .....	5	16	481	30.1	62	0
-------------------------------	---	----	-----	------	----	---

## PUNT RETURNS (Min. 10)

	G	No.	Yds.	Avg.	Long	TD
Hakim, Az-Zahir (1999-2001) .....	4	12	149	12.4	65	0
Bryant, Cullen (1973-82, 87) .....	14	11	97	8.8	19	0
Brown, Eddie (1978-79) .....	5	10	88	8.8	37	0
Ellard, Henry (1983-93) .....	10	11	94	8.5	23	0

## NFL Record

Brooks, Robert (1992-2000) .....	11	14	214	15.3	43	0
----------------------------------	----	----	-----	------	----	---

## INTERCEPTIONS

	G	No.	Yds.	Avg.	Long	TD
*Simpson, Bill (1974-78) .....	8	6	137	22.8	65t	1
Irvin, LeRoy (1980-89) .....	11	4	149	37.3	94	0
Elmendorf, Dave (1971-79) .....	11	3	15	5.0	10	0
Williams, Aeneas (2001-04) .....	6	3	61	20.3	32t	2
Polley, Tommy (2001-04) .....	6	3	72	24.0	37	1
Robertson, Isiah (1971-78) .....	10	2	74	37.0	59t	1
Brown, Eddie (1978-79) .....	5	2	27	13.5	21	0
Reynolds, Jack (1970-80) .....	13	2	16	8.0	12	0
Jackson, Monte (1975-77) .....	5	2	0	0.0	0	0

\*Simpson shares NFL record of nine interceptions in postseason play with Ronnie Lott (San Francisco/Los Angeles Raiders) and Charlie Waters (Dallas). Simpson had three interceptions with Buffalo.



# INDIVIDUAL PLAYOFF RECORDS

## SERVICE

### Most Games, Career

- 18 Jackie Slater, 1976-94
- 17 Jack Youngblood, 1971-84
- 16 Dennis Harrah, 1975-87

## SCORING

### POINTS

#### Most Points, Game

- 18 Tom Fears, vs. Chicago, 12/17/50
- 15 Jeff Wilkins, vs. Carolina, 1/10/04
- 12 Dick Hoerner, @ Cleveland, 12/24/50
- Eric Dickerson, vs. Dallas, 1/4/84
- Willie Anderson, @ New York Giants, 1/7/90
- Marshall Faulk, vs. Philadelphia, 1/27/02

#### Game, Opponent

- 18 Preston Pearson, vs. Dallas, 1/4/76
- John Riggins, @ Washington, 1/1/84
- 16 Marlin (Pat) Harder, @ Detroit, 12/21/52
- 15 Mark Moseley, @ Washington, 1/1/84

### TOUCHDOWNS

#### Game

- 3 Tom Fears, vs. Chicago, 12/17/50 (3-p)
- 2 Dick Hoerner, @ Cleveland, 12/24/50 (2-r)
- Eric Dickerson, vs. Dallas, 1/4/84 (2-r)
- Willie Anderson, @ New York Giants, 1/7/90 (2-p)
- Marshall Faulk, vs. Philadelphia, 1/27/02 (2-r)

#### Game, Opponent

- 3 Preston Pearson, vs. Dallas, 1/4/76 (3-p)
- John Riggins, @ Washington, 1/1/84 (3-r)
- Willie Jackson, @ New Orleans, 12/30/00 (3-p)
- 2 Many times, Last by Warrick Dunn, @ Atlanta, 1/15/05 (2-r)

#### Most Consecutive Games Scoring Touchdown

- 3 Preston Dennard, 1980-83
- 2 Many times, last by Torry Holt, 2004

### POINTS AFTER TOUCHDOWNS

#### Most Attempted, Career

- 26 Jeff Wilkins, 1997-
- 15 Bob Waterfield, 1946-52
- 14 Mike Lansford, 1982-90

#### Most Attempted, Game

- 7 Jeff Wilkins, vs. Minnesota, 1/16/00
- 6 Jeff Wilkins, vs. Green Bay, 1/20/02
- 5 Tom Dempsey, vs. St. Louis, 12/27/75

#### Most Made, Career

- 26 Jeff Wilkins, 1997-
- 14 Bob Waterfield, 1946-52
- Mike Lansford, 1982-90
- 9 Tom Dempsey, 1975-76
- Frank Corral, 1978-91

#### Most Made, Game

- 7 Jeff Wilkins, vs. Minnesota, 1/16/00
- 6 Jeff Wilkins, vs. Green Bay, 1/20/00
- 5 Tom Dempsey, vs. St. Louis, 12/27/75

#### Most Made, Game, Opponent

- 6 Mark Moseley, @ Washington, 1/1/84
- Jay Feely, @ Atlanta 1/15/05
- 5 Lou Groza, vs. Cleveland, 12/26/55
- 4 Many times, last by Doug Brien, @ New Orleans, 12/30/00

#### Most Made, No Misses, Career

- 26 Jeff Wilkins, 1997-
- 14 Mike Lansford, 1982-90
- 9 Tom Dempsey, 1975-76

### TWO-POINT CONVERSIONS

#### Most Two-Point Conversions, Career

- 1 Dane Looker, 2002-

#### Most Two-Point Conversions, Game

- 1 Dane Looker, vs. Carolina, 1/10/04

### FIELD GOALS

#### Most Attempted, Game

- 6 David Ray, @ Dallas, 12/23/73
- Jeff Wilkins, vs. Carolina, 1/10/04
- 4 Jeff Wilkins, vs. Tennessee, 1/30/00 (SB XXXIV)
- Jeff Wilkins, vs. Philadelphia, 1/27/02
- 3 Frank Corral, @ Tampa Bay, 1/6/80
- Bruce Gossett, @ Minnesota, 12/27/69

#### Most Attempted, Opponent, Game

- 5 John Kasay, vs. Carolina, 1/10/04
- 4 Jess Atkinson, @ Washington, 12/28/86
- Mike Cofer, @ San Francisco, 1/14/90
- 3 Many times, Last by Al Del Greco, vs. Tennessee, 1/30/00 (SB XXXIV)

#### Most Made, Game

- 5 Jeff Wilkins, vs. Carolina, 1/10/04
- 3 David Ray, @ Dallas, 12/23/73
- Frank Corral, @ Tampa Bay, 1/6/80
- Jeff Wilkins, vs. Tennessee, 1/30/00 (SB XXXIV)
- Jeff Wilkins, vs. Philadelphia, 1/27/02
- 2 Many times, Last by Mike Lansford, @ New York Giants, 1/7/90

#### Most Made, Opponent, Game

- 4 Jess Atkinson, @ Washington, 12/28/86
- 3 Many times, last by John Kasay, vs. Carolina, 1/10/04
- 2 Many times, Last by Adam Vinatieri, vs. New England, 2/3/02 (SB XXXVI)

#### Most Consecutive Field Goals Made

- 5 Mike Lansford, 1983-86
- Jeff Wilkins, 2003
- 3 David Ray, 1973-74
- Frank Corral, 1980
- Mike Lansford, 1990
- Jeff Wilkins, 2001
- 2 By many, Last by Jeff Wilkins, 1999

#### Most Consecutive Games Made

- 5 Jeff Wilkins, 2001-
- 2 David Ray, 1973-74
- Frank Corral, 1980
- Mike Lansford, 1990
- Jeff Wilkins, 1999

#### Longest Field Goal

- 55 Jeff Wilkins, @ Atlanta, 1/15/05
- 51 Jeff Wilkins, vs. Carolina, 1/10/04
- 50 Jeff Wilkins, vs. New England, 2/3/02 (SB XXXVI)

#### Longest Field Goal, Opponent

- 52 Lou Groza, vs. Cleveland, 12/23/51
- John Kasay, vs. Carolina, 1/10/04
- 48 Adam Vinatieri, vs. New England, 2/3/02
- 47 Josh Brown, @ Seattle, 1/8/05

### SAFETIES

#### Most, Game

- 1 Team, vs. Tampa Bay, 1/23/00
- Team, vs. Washington, 12/16/45

#### Most, Opponent, Game

- 1 Carl Eller, @ Minnesota, 12/27/69
- Jim Jensen, @ Dallas, 12/19/76
- Randy White, @ Dallas, 12/30/79
- Brady Smith, @ Atlanta, 1/15/05

## RUSHING

## ATTEMPTS

Game	
37	Lawrence McCutcheon, vs. St. Louis, 12/27/75
34	Eric Dickerson, vs. Dallas, 1/4/86
31	Marshall Faulk, vs. Philadelphia, 1/27/02
<b>Opponent, Game</b>	
31	Steve Van Buren, vs. Philadelphia, 12/18/49
	Chuck Foreman, vs. Minnesota, 12/26/77
29	George Rogers, @ Washington, 12/28/86
28	Eddie George, vs. Tennessee, 1/30/00 (SB XXXIV)

## YARDS GAINED

Game	
248	Eric Dickerson, vs. Dallas, 1/4/86
202	Lawrence McCutcheon, vs. St. Louis, 12/27/75
159	Marshall Faulk, vs. Philadelphia, 1/27/02
<b>Game, Opponent</b>	
204	Steve Van Buren, vs. Philadelphia, 12/18/49
160	Tony Dorsett, vs. Dallas, 12/28/80
142	Warrick Dunn, @ Atlanta, 1/15/05
<b>Longest Run</b>	
65	Eric Dickerson, @ Washington, 12/28/86
55	Eric Dickerson, vs. Dallas, 1/4/86
54	Greg Bell, @ Philadelphia, 12/31/89
<b>Longest Run, Opponent</b>	
64	Stephen Davis, vs. Carolina, 1/10/04
62	Chuck Foreman, @ Minnesota, 12/26/76
	Warrick Dunn, @ Atlanta, 1/15/05
53	Tony Dorsett, vs. Dallas, 1/7/79
<b>Most Games, 100 or More Yards</b>	
3	Lawrence McCutcheon, 1972-79
	Eric Dickerson, 1983-87
2	Cullen Bryant, 1973-82, 87
1	Jim Gillette, 1940, 1944-45
	Greg Bell, 1987-89
	Marshall Faulk, 1999-
<b>Most Consecutive Games, 100 or More Yards</b>	
2	Lawrence McCutcheon, 1976-77

## AVERAGE GAIN

<b>Career (50 attempts)</b>	
5.07	Eric Dickerson, 1983-87
4.54	Greg Bell, 1987-89
4.05	Cullen Bryant, 1973-82, 87
<b>Game (10 attempts)</b>	
7.29	Eric Dickerson, vs. Dallas, 1/4/86
6.38	Lawrence McCutcheon, vs. Minnesota, 12/26/77
6.08	Eric Dickerson, @ Washington, 12/28/86

## TOUCHDOWNS

Game	
2	Dick Hoerner, @ Cleveland, 12/24/50
	Eric Dickerson, vs. Dallas, 1/4/86
	Marshall Faulk, vs. Philadelphia, 1/27/02
1	Many times, last by Marshall Faulk, @ Seattle, 1/8/05
<b>Game, Opponent</b>	
3	John Riggins, @ Washington, 1/1/84
2	Many times, last by Warrick Dunn, @ Atlanta, 1/15/05
1	Many times, last by T.J. Duckett, @ Atlanta, 1/15/05
<b>Most Consecutive Games Rushing for Touchdown</b>	
2	Dick Hoerner, 1950-51
	Dan Towler, 1951-52
	Lawrence McCutcheon, 1976
	Eric Dickerson, 1984-85
	Marshall Faulk, 2003-04

## PASSING

## ATTEMPTS

Game	
46	Marc Bulger, vs. Carolina, 1/10/04
45	Kurt Warner, vs. Tennessee, 1/30/00 (SB XXXIV)
	Jim Everett, @ Minnesota, 12/26/88
44	Jim Everett, @ New York Giants, 1/7/90
	Kurt Warner, vs. New England, 2/3/02 (SB XXXVI)
<b>Game, Opponent</b>	
53	Danny White, @ Dallas, 12/26/83
50	Jeff George, vs. Minnesota, 1/16/00
44	Brett Favre, vs. Green Bay, 1/20/02

## COMPLETIONS

Game	
28	Kurt Warner, vs. New England, 2/3/02 (SB XXXVI)
27	Kurt Warner, vs. Minnesota, 1/16/00
	Marc Bulger, vs. Carolina, 1/10/04
26	Kurt Warner, vs. Tampa Bay, 1/23/00
<b>Game, Opponent</b>	
32	Danny White, @ Dallas, 12/26/83
29	Jeff George, vs. Minnesota, 1/16/00
27	Matt Hasselbeck, @ Seattle, 1/8/05
<b>Consecutive Passes Completed</b>	
12	Kurt Warner, vs. Minnesota, 1/16/00
8	Roman Gabriel, @ Minnesota, 12/27/69
7	Roman Gabriel, @ Minnesota, 12/27/69
	Vince Ferragamo, @ Tampa Bay, 1/6/80
	Marc Bulger, vs. Carolina, 1/10/04

## COMPLETION PERCENTAGE

<b>Game (20 attempts)</b>	
84.4	Kurt Warner, vs. Minnesota, 1/16/00 (27 of 32)
68.8	Roman Gabriel, @ Minnesota, 12/27/69 (22 of 32)
66.7	Bob Waterfield, vs. Chicago, 12/17/50 (14 of 21)
	Kurt Warner, vs. Philadelphia, 1/27/02 (22 of 33)

## YARDS GAINED

Game	
414	Kurt Warner, vs. Tennessee, 1/30/00 (SB XXXIV)
391	Kurt Warner, vs. Minnesota, 1/16/00
365	Kurt Warner, @ New Orleans, 12/30/00
	Kurt Warner, vs. New England, 2/3/02 (SB XXXVI)
<b>Game, Opponent</b>	
424	Jeff George, vs. Minnesota, 1/16/00
341	Matt Hasselbeck, @ Seattle, 1/8/05
330	Danny White, @ Dallas, 12/26/83
<b>Most Games, 300 or More Passing Yards, Career</b>	
4	Kurt Warner, 1998-2003
2	Marc Bulger, 2001-
1	Bob Waterfield, @ Cleveland, 12/24/50
	Jim Everett, @ Philadelphia, 1/7/90
<b>Longest Pass Completion (All TDs unless noted)</b>	
82	Bob Waterfield (to Glenn Davis), @ Cleveland, 12/24/50
77	Kurt Warner (to Isaac Bruce), vs. Minnesota, 1/16/00
73	Norm Van Brocklin (to Tom Fears), vs. Cleveland 12/23/51
	James Harris (to Harold Jackson), @ Minnesota, 12/29/74 (no TD)
	Kurt Warner (to Isaac Bruce), vs. Tennessee, 1/30/00 (SB XXXIV)
<b>Longest Pass Completion, Opponent (All TDs)</b>	
83	Roger Staubach (to Drew Pearson), @ Dallas, 12/23/78
73	Terry Bradshaw (to John Stallworth), vs. Pittsburgh, 1/20/80 (SB XIV)
69	Jake Delhomme (to Steve Smith), vs. Carolina, 1/10/04

## TOUCHDOWNS

Game	
5	Kurt Warner, vs. Minnesota, 1/16/00
3	Bob Waterfield, vs. Chicago, 12/27/50
	Vince Ferragamo, @ Dallas, 12/26/83

Kurt Warner, @ New Orleans, 12/30/00  
2 Many times, Last by Marc Bulger, @ Atlanta, 1/15/05

#### Game, Opponent

4 Otto Graham, @ Cleveland, 12/24/50  
Roger Staubach, vs. Dallas, 1/4/76  
Jeff George, vs. Minnesota, 1/16/00  
Aaron Brooks, @ New Orleans, 12/30/00  
3 Danny White, @ Dallas, 12/28/80  
2 Many times, last by Michael Vick, @ Atlanta, 1/15/05

#### Most Consecutive Games, Touchdown Pass

7 Kurt Warner, 1998-2003  
4 Jim Everett, 1986-90  
3 Norm Van Brocklin, 1951-55  
Pat Haden, 1976-78  
Vince Ferragamo, 1980-84

### HAD INTERCEPTED

#### Game

6 Norm Van Brocklin, vs. Cleveland, 12/26/55  
4 Bob Waterfield, @ Cleveland, 12/24/50  
3 Many times, Last by Marc Bulger, vs. Carolina, 1/10/04

#### Game, Opponent

6 Brett Favre, vs. Green Bay, 1/20/02  
4 Bobby Layne, @ Detroit, 12/21/52  
3 Many times, last by Danny White, vs. Dallas, 1/4/86

#### Most Consecutive Passes Attempted, None Intercepted

72 Kurt Warner, 2001  
63 Kurt Warner, 1999  
55 Norm Van Brocklin, 1949-55

#### Most Attempts, No Interceptions, Game

45 Kurt Warner, vs. Tennessee, 1/30/00 (SB XXXIV)  
34 Jim Everett, @ Minnesota, 12/26/88  
33 Kurt Warner, vs. Philadelphia, 1/27/02

#### Most Attempts, No Interceptions, Opponent

36 Steve McNair, vs. Tennessee, 1/30/00 (SB XXXIV)  
35 Randall Cunningham, @ Philadelphia, 12/31/89  
31 Phil Simms, vs. New York Giants, 12/23/84

### TIMES SACKED

#### Game

5 Roman Gabriel, @ Green Bay, 12/23/67  
John Hadl, @ Dallas, 12/23/73  
Ron Jaworski, vs. Dallas, 1/4/76  
Marc Bulger, @ Seattle, 1/8/05  
4 Vince Ferragamo, vs. Pittsburgh, 1/20/80 (SB XIV)  
Marc Bulger, @ Atlanta, 1/15/05  
3 Many times, Last by Kurt Warner, vs. New England, 2/3/02 (SB XXXVI)

#### Game, Opponent

7 Roger Staubach, @ Dallas, 12/23/73  
5 Danny White, vs. Dallas, 1/4/86  
Wade Wilson, @ Minnesota, 12/26/88  
Shaun King, vs. Tampa Bay, 1/23/00  
4 Many times, Last by Jeff George, vs. Minnesota, 1/16/00

### PASS RECEIVING

#### RECEPTIONS

#### Game

9 Tom Fears, @ Cleveland, 12/24/50  
Marshall Faulk, vs. Carolina, 1/10/04  
8 Henry Ellard, @ New York Giants, 1/7/90  
Isaac Bruce, vs. Philadelphia, 1/27/02  
7 10 times, last by Kevin Curtis, @ Atlanta, 1/15/05

#### Game, Opponent

12 Darrell Jackson, @ Seattle, 1/8/05  
11 Dante Lavelli, @ Cleveland, 12/24/50  
9 Tony Hill, @ Dallas, 12/26/83  
Keith Byars, @ Philadelphia, 12/31/89  
Randy Moss, vs. Minnesota, 1/16/00

#### Most Consecutive Games, Pass Reception

10 Henry Ellard, 1983-93

Marshall Faulk, 1999-2006  
Torry Holt, 1999-  
9 Isaac Bruce, 1994-  
8 Lawrence McCutcheon, 1973-77

### YARDS

#### Game

198 Tom Fears, vs. Chicago, 12/17/50  
162 Isaac Bruce, vs. Tennessee, 1/30/00 (SB XXXIV)  
139 Dante Lavelli, @ Cleveland, 12/23/51  
Harold Jackson, @ Minnesota, 12/29/74

#### Game, Opponent

188 Randy Moss, vs. Minnesota, 1/16/00  
171 Charlie Brown, @ Washington, 1/1/84  
163 Steve Smith, vs. Carolina, 1/10/04

#### Longest Pass Reception (All TDs unless noted)

82 Glenn Davis, @ Cleveland, 12/24/50  
77 Isaac Bruce, vs. Minnesota, 1/16/00  
73 Tom Fears, vs. Cleveland, 12/23/51  
Harold Jackson, @ Minnesota, 12/29/74 (no TD)  
Isaac Bruce, vs. Tennessee, 1/30/00 (SB XXXIV)

#### Longest Pass Reception, Opponent (All TDs)

83 Drew Pearson, @ Dallas, 12/23/73  
73 John Stallworth, vs. Pittsburgh, 1/20/80 (SB XIV)  
69 Steve Smith, vs. Carolina, 1/10/04

#### Most Games, 100 or More Yards, Career

4 Isaac Bruce, 1994-  
3 Tom Fears, 1948-56  
2 Harold Jackson, 1968, 73-77  
Torry Holt, 1999-  
Kevin Curtis, 2003-

### AVERAGE GAIN

#### Game (3 receptions)

46.3 Tom Fears, vs. Cleveland, 12/23/51 (3-139)  
46.3 Harold Jackson, @ Minnesota, 12/29/74 (3-139)  
33.3 Isaac Bruce, vs. Minnesota, 1/16/00 (4-133)

#### Game, Opponent (3 receptions)

40.3 John Stallworth, vs. Pittsburgh, 1/20/80, (SB XIV) (3-121)  
31.7 Steve Bagarus, vs. Washington, 12/16/45 (3-95)  
Dante Lavelli, vs. Cleveland, 12/26/55 (3-95)  
28.5 Charlie Brown, @ Washington, 1/1/84 (6-171)

### TOUCHDOWNS

#### Game

3 Tom Fears, vs. Chicago, 12/17/50  
2 Willie Anderson, @ New York Giants, 1/7/90

#### Game, Opponent

3 Preston Pearson, vs. Dallas, 1/4/76  
Willie Jackson, @ New Orleans, 12/30/00  
2 Dante Lavelli, @ Cleveland, 12/24/50  
Drew Pearson, @ Dallas, 12/23/73  
Art Monk, @ Washington, 1/1/84  
Randy Moss, vs. Minnesota, 1/16/00

#### Most Consecutive Games, Touchdown

2 Tom Fears, 1951-52  
Harold Jackson, 1974-75  
Harold Jackson, 1976-77  
Preston Dennard, 1983  
Isaac Bruce, 1999-2000  
Torry Holt, 2004

### RUSHING-RECEIVING

#### ATTEMPTS

#### Game

40 Lawrence McCutcheon, vs. St. Louis, 12/22/74 (ru-37, re-3)  
35 Eric Dickerson, vs. Dallas, 1/4/86 (ru-34, re-1)  
Marshall Faulk, vs. Philadelphia, 1/27/02 (ru-31, re-4)  
29 Wendell Tyler, @ Tampa Bay, 1/6/80 (ru-28, re-1)

**YARDS**

<b>Game</b>	
247	Eric Dickerson, vs. Dallas, 1/4/86 (ru-248, re-1)
210	Lawrence McCutcheon, vs. St. Louis, 12/22/74 (ru-202, re-8)
172	Marshall Faulk, vs. Philadelphia, 1/27/02 (ru-159, re-13)

**PUNTING****PUNTS**

<b>Game</b>	
11	Dale Hatcher, @ Chicago, 1/12/86
9	Bob Waterfield, vs. Philadelphia, 12/18/49
7	Many times, last by Dale Hatcher, @ San Francisco, 1/14/90
<b>Game, Opponent</b>	
10	Maury Buford, @ Chicago, 1/11/86
8	Neil Clabo, vs. Minnesota, 12/26/77
	Tom Blanchard, @ Tampa Bay, 1/6/80
	Ken Walter, vs. New England, 2/3/02 (SB XXXVI)
7	Many times, last by Bucky Scribner, @ Minnesota, 12/26/88
<b>Longest Punt</b>	
64	Dave Chapple, @ Dallas, 12/23/73
63	Dale Hatcher, @ Minnesota, 12/26/88
61	Bob Waterfield, @ Cleveland, 12/24/50
<b>Longest Punt, Opponent</b>	
68	Horace Gillom, @ Cleveland, 12/24/50
57	Neil Clabo, vs. Minnesota, 12/26/77
55	Many times, last by Maury Buford, @ Chicago, 1/11/86

**AVERAGE GROSS YARDS**

<b>Game (4 punts)</b>	
50.8	Norm Van Brocklin, @ Cleveland, 12/24/50 (4-203)
48.2	Dale Hatcher, @ Minnesota, 12/26/88 (5-241)
45.8	Kevin Stemke, @ Atlanta, 1/15/05 (4-183)
<b>Game, Opponent (4 punts)</b>	
47.6	Mitch Berger, vs. Minnesota, 1/16/00 (5-238)
46.9	Mike Saxon, vs. Dallas, 1/4/86 (7-328)
46.7	Marv Bateman, @ Dallas, 12/23/73 (7-327)

**HAD BLOCKED**

<b>Career</b>	
3	Rusty Jackson, 1976
1	Bob Waterfield, 1946-52
	Glen Walker, 1977
<b>Most Consecutive Punts, None Blocked</b>	
44	Dale Hatcher, 1985-89, 91
18	Bob Waterfield, 1946-52
17	John Misko, 1982-84
	John Baker, 2000 -01

**INSIDE 20**

<b>Career</b>	
14	Dale Hatcher, 1985-89, 91
6	John Baker, 2000 -01
5	Bob Waterfield, 1946-52
<b>Game</b>	
3	Five times, last by John Baker, vs. New England, 2/3/02 (SB XXXVI)
2	Many times, last by John Baker, vs. Green Bay, 1/20/02
1	Many times, last by Kevin Stemke, @ Seattle, 1/8/05

**PUNT RETURNS****RETURNS**

<b>Game</b>	
6	Eddie Brown, @ Tampa Bay, 1/6/80
5	Jackie Wallace, vs. Minnesota, 12/31/78
4	Five times, last by Az-Zahir Hakim vs. Minnesota 1/16/00

**Game, Opponent**

6	George McAfee, vs. Chicago, 12/19/50
5	James Jones, @ Dallas, 12/28/80
4	Many times, last by Karl Williams, vs. Tampa Bay, 1/23/00

**FAIR CATCHES**

<b>Career</b>	
7	Dre' Bly, 1999-2002
3	Dave Elmendorf, 1971-79
2	Many times, last by Az-Zahir Hakim, 1998-2001
<b>Game</b>	

3	Dre' Bly, vs. Philadelphia, 1/27/02
2	Tom Kalmanir, vs. Cleveland, 12/23/50
	Verda (V.T.) Smith, vs. Cleveland, 12/23/50
	Ed Meador, @ Green Bay, 12/23/67
	Dave Elmendorf, vs. St. Louis, 12/27/75
	Dre' Bly, vs. Green Bay, 1/20/02
	Dre' Bly, vs. New England, 2/3/02 (SB XXXVI)

**Game, Opponent**

3	Willie Wood, @ Green Bay, 12/23/67
	Nick Giaquinto, @ Washington, 1/1/84
	Gordon Banks, vs. Dallas, 1/4/86
2	Chad Morton, @ New Orleans, 12/30/00

**YARDS GAINED**

<b>Career</b>	
105	Az-Zahir Hakim, 1998-2001
97	Cullen Bryant, 1973-82, 87
94	Henry Ellard, 1983-93
<b>Game</b>	

72	Az-Zahir Hakim, vs. Minnesota 1/16/00
71	Verda (V.T.) Smith, @ Detroit, 12/21/52
	Jackie Wallace, vs. Minnesota, 12/31/78
67	Eddie Brown, @ Tampa Bay, 1/6/80

**Game, Opponent**

152	Allen Rossum, @ Atlanta, 1/15/05
81	James Jones, @ Dallas, 12/28/80
68	George McAfee, vs. Chicago, 12/19/50

**Longest Punt Return**

65	Az-Zahir Hakim, @ New Orleans, 12/30/00
57	Verda (V.T.) Smith, @ Detroit, 12/21/52 (TD)
37	Eddie Brown, @ Tampa Bay, 1/6/60

**Longest Punt Return, Opponent**

68	Allen Rossum, @ Atlanta, 1/15/05
48	Nick Giaquinto, @ Washington, 1/1/84
45	Allen Rossum, @ Atlanta, 1/15/05

**AVERAGE YARDAGE**

<b>Game (3 returns)</b>	
19.7	Az-Zahir Hakim, @ New Orleans, 12/30/00 (3-59)
18.0	Az-Zahir Hakim, vs. Minnesota, 1/16/00 (4-72)
14.2	Jackie Wallace, vs. Minnesota, 12/31/78 (5-71)
<b>Game, Opponent (3 returns)</b>	
50.7	Allen Rossum, @ Atlanta, 1/15/05 (3-152)
18.7	Nick Giaquinto, @ Washington, 1/1/84 (3-56)
16.2	James Jones, @ Dallas, 12/28/80 (5-81)

**TOUCHDOWNS**

<b>Game</b>	
1	Verda (V.T.) Smith, @ Detroit, 12/21/52
<b>Game, Opponent</b>	
1	Allen Rossum, @ Atlanta, 1/15/05

**KICKOFF RETURNS****RETURNS**

<b>Game</b>	
7	Henry Ellard, @ Washington, 1/1/84
6	Aveion Cason, @ Atlanta, 1/15/05
5	Many times, last by Aveion Cason, @ Seattle, 1/8/05
<b>Game, Opponent</b>	
7	Robert Tate, vs. Minnesota, 1/16/00

- 6 Brian Mitchell, vs. Philadelphia, 1/27/02
- Maurice Morris, @ Seattle, 1/8/05
- 5 Ken Carpenter, vs. Cleveland, 12/23/51
- Larry Anderson, vs. Pittsburgh, 1/20/80 (SB XIV)
- Derrick Mason, vs. Tennessee 1/30/00 (SB XXXIV)
- Rod Smart, vs. Carolina, 1/10/04

## YARDS

### Game

- 174 Tony Horne, vs. Minnesota, 1/16/00
- 129 Woodley Lewis, @ Detroit, 12/21/52
- 127 Woodley Lewis, vs. Cleveland, 12/26/55

### Game, Opponent

- 162 Larry Anderson, vs. Pittsburgh, 1/20/80 (SB XIV)
- 151 Robert Tate, vs. Minnesota, 1/16/00
- 135 Ken Carpenter, vs. Cleveland, 12/23/51

### Longest Kickoff Return (TD if noted)

- 95 Tony Horne, vs. Minnesota, 1/16/00 (TD)
- 46 Robert Delpino, @ San Francisco, 1/14/90
- 43 Woodley Lewis, vs. Cleveland, 12/26/55

### Longest Kickoff Return, Opponent (TD if noted)

- 67 Terry Metcalf, vs. St. Louis, 12/27/75
- 45 Larry Anderson, vs. Pittsburgh, 1/20/80
- 41 Brian Mitchell, vs. Philadelphia, 1/27/02

## AVERAGE YARDAGE

### Game (3 returns)

- 43.5 Tony Horne, vs. Minnesota, 1/16/00 (4-174)
- 31.8 Woodley Lewis, vs. Cleveland, 12/26/55 (4-127)
- 29.3 Ron Waller, vs. Cleveland, 12/26/55 (3-88)

### Game, Opponent

- 35.0 Terry Metcalf, vs. St. Louis, 12/27/75 (3-105)
- 32.4 Larry Anderson, vs. Pittsburgh, 1/20/80 (5-162) (SB XIV)
- 28.3 Patrick Pass, vs. New England, 2/3/02 (SB XXXVI)

## TOUCHDOWNS

### Game

- 1 Tony Horne, vs. Minnesota, 1/16/00

### Game, Opponent

Never

## INTERCEPTIONS BY

### Game

- 2 Bill Simpson, vs. Minnesota, 12/31/78
- Bill Simpson, vs. St. Louis, 12/27/75
- Tommy Polley, vs. Green Bay, 1/20/02
- Aeneas Williams, vs. Green Bay, 1/20/02
- 1 Many times, last by Travis Fisher, @ Seattle, 1/8/05

### Game, Opponent

- 2 Many times, last by Sammy Knight, @ New Orleans, 12/30/00
- 1 Many times, last by Jason Webster, @ Atlanta, 1/15/05

### Most Consecutive Games, Interception

- 2 Jack Reynolds, 1973
- Bill Simpson, 1975-76
- Monte Jackson, 1976
- LeRoy Irvin, 1980-83
- Aeneas Williams, 2001

## YARDS GAINED

### Game

- 94 LeRoy Irvin, @ Dallas, 12/26/83
- 83 Bill Simpson, vs. St. Louis, 12/27/75
- 59 Isiah Robertson, @ Dallas, 12/23/73

### Game, Opponent

- 72 Darrell Green, @ Washington, 1/1/84
- 68 Thomas Henderson, vs. Dallas, 1/7/79
- 65 Don Paul, vs. Cleveland, 12/26/55

### Longest Return (All TDs unless noted)

- 94 LeRoy Irvin, @ Dallas, 12/26/83 (no TD)
- 65 Bill Simpson, vs. St. Louis, 12/27/75
- 59 Isiah Robertson, @ Dallas, 12/23/73

### Longest Return, Opponent (All TDs)

- 72 Darrell Green, @ Washington, 1/1/84
- 68 Thomas Henderson, vs. Dallas, 1/7/79
- 65 Don Paul, vs. Cleveland, 12/26/55

## FUMBLES

### OPPONENTS FUMBLES RECOVERED

#### Career

- 3 Fred Dryer, 1972-81
- 2 Chuck Lamson, 1965-67
- Dave Elmendorf, 1971-79
- Jack Youngblood, 1971-84

#### Game

- 2 Chuck Lamson, @ Green Bay, 12/23/67
- Dave Elmendorf, @ Minnesota, 12/29/74
- Leonard Little, vs. Philadelphia, 1/27/02
- 1 Many times, Last by Tommy Polley, @ Atlanta, 1/15/05

#### Game, Opponent

- 2 Matt Blair, @ Minnesota, 12/26/76
- 1 Many times, Last by Travis Hall, @ Atlanta, 1/15/05

#### Longest Fumble Return

- 22 Andy Robustelli, vs. Cleveland, 12/23/51
- 10 Jack Youngblood, @ Minnesota, 12/26/76
- 9 Fred Dryer, vs. St. Louis, 12/27/75

#### Longest Fumble Return, Opponent

- 52 Wilber Marshall, @ Chicago, 1/11/86 (TD)
- 21 Alvin Walton, @ Washington, 12/28/86
- 19 Neal Olkewicz, @ Washington, 12/28/86

## SACKS

### TOTAL SACKS

#### Career

- 7.5 Jack Youngblood, 1971-84
- 7 Kevin Greene, 1985-92
- 5 Leonard Little, 1998-

#### Game

- 3 Gary Jeter, vs. Dallas, 1/4/86
- Kevin Greene, @ Minnesota, 12/26/88
- 2.5 Jack Youngblood, @ Dallas, 12/23/73
- 2 Leonard Little, vs. Philadelphia, 1/27/02
- Brian Young, vs. Carolina, 1/10/04

#### Game, Opponent

- 3.5 Henry Jordan, @ Green Bay, 12/23/67
- 2 Carl Eller, @ Minnesota, 12/26/76
- Lawrence Taylor, @ New York Giants, 1/7/90
- Chike Okefor, @ Seattle, 1/8/05

## BLOCKED KICKS

### BLOCKED PUNTS

#### Game

Never

#### Game, Opponent

- 2 Charlie Waters, @ Dallas, 12/19/76
- 1 Leo Skladany, vs. Philadelphia, 12/18/49
- Matt Blair, @ Minnesota, 12/26/76
- Scott Studwell, @ Minnesota, 12/31/78

#### Game

- 1 Todd Lyght, vs. Tennessee, 1/30/00 (SB XXXIV)

#### Game, Opponent

- 1 Bill Willis, vs. Cleveland, 12/23/51
- 1 Nate Allen, @ Minnesota, 12/26/76

# TEAM PLAYOFF RECORDS



## SCORING

### Most Points

- 49 vs. Minnesota, 1/16/00 (Rams 49, Vikings 37)
- 45 vs. Green Bay, 1/20/02 (Rams 45, Packers 17)
- 35 vs. St. Louis, 12/27/75 (Rams 35, Cardinals 23)

### Most Points, Opponent

- 51 @ Washington, 1/1/84 (Redskins 51, Rams 7)
- 47 @ Atlanta, 1/15/05 (Falcons 47, Rams 17)
- 38 vs. Cleveland, 12/26/55 (Browns 38, Rams 14)

### Fewest Points

- 0 vs. Philadelphia, 12/18/49 (Eagles 14, Rams 0)
- vs. Dallas, 1/7/79 (Cowboys 28, Rams 0)
- @ Chicago, 1/12/86 (Bears 24, Rams 0)
- 3 @ San Francisco, 1/14/90 (49ers 30, Rams 3)
- 7 vs. Minnesota, 12/26/77 (Vikings 14, Rams 7)
- vs. Dallas, 1/4/76 (Cowboys 37, Rams 7)
- @ Green Bay, 12/23/67 (Packers 28, Rams 7)
- @ Washington, 1/1/84 (Redskins 51, Rams 7)

### Fewest Points, Opponent

- 0 @ Tampa Bay, 1/6/80 (Rams 9, Buccaneers 0)
- vs. Dallas, 1/4/86 (Rams 20, Cowboys 0)
- 6 vs. Tampa Bay, 1/23/00 (Rams 11, Buccaneers 6)
- 7 @ Philadelphia, 12/31/89 (Rams 21, Eagles 7)

### Most Decisive Win

- 28 vs. Green Bay, 1/20/02 (Rams 45, Packers 17)
- 24 vs. Minnesota, 12/31/78 (Rams 34, Vikings 10)
- 20 vs. Dallas, 1/4/86 (Rams 20, Cowboys 0)

### Most Decisive Loss

- 44 @ Washington, 1/1/84 (Redskins 51, Rams 7)
- 30 vs. Dallas, 1/4/76 (Cowboys 37, Rams 7)
- @ Atlanta, 1/15/05 (Falcons 47, Rams 17)
- 28 vs. Dallas, 1/7/79 (Cowboys 28, Rams 0)

### Most Points, Both Teams

- 86 vs. Minnesota, 1/16/00 (Rams 49, Vikings 37)
- 64 @ Atlanta, 1/15/05 (Falcons 47, Rams 17)
- 62 vs. Green Bay, 1/20/02 (Rams 45, Packers 17)

## FIRST DOWNS

### Most First Downs

- 26 vs. St. Louis, 12/27/75
- @ New York Giants, 1/7/90
- vs. New England, 2/3/02 (SB XXXVI)
- 25 vs. Minnesota, 12/31/78
- 23 vs. Tennessee, 1/30/00 (SB XXXIV)
- vs. Tampa Bay, 1/23/00
- vs. Minnesota, 1/16/00
- vs. Carolina, 1/10/04

### Most First Downs, Opponent

- 29 @ Dallas, 12/28/80
- @ San Francisco, 1/14/90
- 27 vs. Minnesota, 1/16/00
- vs. Tennessee, 1/30/00 (SB XXXIV)
- 24 vs. Dallas, 1/4/76
- @ Dallas, 12/26/83
- vs. Carolina, 1/10/04
- @ Seattle, 1/8/05

### Most First Downs, Both Teams

- 50 vs. Minnesota, 1/16/00 (Vikings 27, Rams 23)
- vs. Tennessee, 1/30/00 (SB XXXIV)
- (Titans 27, Rams 23)
- 48 vs. St. Louis, 12/27/75 (Cardinals 22, Rams 17)
- 47 vs. Carolina, 1/10/04 (Panthers 24, Rams 23)

### Fewest First Downs

- 7 vs. Philadelphia, 12/18/49
- 9 vs. Dallas, 1/4/76
- @ Chicago, 1/12/86
- @ San Francisco, 1/14/90
- 11 @ Dallas, 12/23/73

vs. Chicago, 12/17/50

### Fewest First Downs, Opponent

- 7 @ Tampa Bay, 1/6/80
- 8 vs. Washington, 12/16/45
- 12 vs. Minnesota, 12/31/78
- vs. Tampa Bay, 1/23/00

### Fewest First Downs, Both Teams

- 22 vs. Washington, 12/16/45 (Rams 14, Redskins 8)
- @ Chicago, 1/12/86 (Bears 13, Rams 9)
- 24 vs. Philadelphia, 12/18/49 (Rams 7, Eagles 17)
- 26 @ Dallas, 12/23/73 (Rams 11, Cowboys 15)

### Most First Downs, Rushing

- 14 vs. St. Louis, 12/27/75
- @ Minnesota, 12/26/76
- 13 vs. Minnesota, 12/31/78
- @ Tampa Bay, 1/6/80
- 11 vs. Dallas, 1/4/86

### Most First Downs, Rushing, Opponent

- 19 @ Dallas, 12/28/80
- 14 @ Atlanta, 1/15/05
- 12 vs. Philadelphia, 12/18/49
- vs. Chicago, 12/17/50
- @ San Francisco, 1/14/90
- vs. Tennessee, 1/30/00 (SB XXXIV)

### Fewest First Downs, Rushing

- 0 vs. Philadelphia, 12/18/49
- @ San Francisco, 1/14/90
- 1 vs. Dallas, 1/4/76
- vs. Tennessee, 1/30/00 (SB XXXIV)
- @ New Orleans, 12/30/00
- 2 @ Green Bay, 12/23/67
- @ Washington, 1/1/84

### Fewest First Downs, Rushing, Opponent

- 1 @ New Orleans, 12/30/00
- 2 vs. Minnesota, 12/31/78
- 3 vs. Washington, 12/16/45
- vs. Dallas, 1/4/86

### Most First Downs, Passing

- 18 vs. Minnesota, 1/16/00
- vs. Tennessee, 1/30/00 (SB XXXIV)
- @ Philadelphia, 12/31/89
- 17 vs. Carolina, 1/10/04
- 16 @ New Orleans, 12/30/00
- vs. New England, 2/3/02 (SB XXXVI)

### Most First Downs, Passing, Opponent

- 20 vs. Minnesota, 1/16/00
- @ Dallas, 12/26/83
- 16 vs. Cleveland, 12/23/51
- vs. St. Louis, 12/27/75
- @ San Francisco, 1/14/90
- 15 @ Seattle, 1/8/05

### Fewest First Downs, Passing

- 3 @ Dallas, 1/4/86
- @ Chicago, 1/12/86
- 4 vs. Washington, 12/16/45
- 5 @ Dallas, 12/23/73
- vs. New York Giants, 12/23/84

### Fewest First Downs, Passing, Opponent

- 4 @ Tampa Bay, 1/6/80
- vs. Washington, 12/16/45
- vs. Philadelphia, 12/18/49
- @ Dallas, 12/23/73
- vs. Minnesota, 12/26/77
- @ Atlanta, 1/15/05
- 5 @ Washington, 12/28/86
- 7 @ Minnesota, 12/29/74

### Most First Downs, Penalty

- 4 vs. Tennessee, 1/30/00 (SB XXXIV)
- @ Seattle, 1/8/05
- 3 @ Dallas, 12/19/76

- @ Dallas, 12/26/83
  - vs. New England, 2/3/02 (SB XXXVI)
  - 2 Many Times, Last vs. Minnesota, 1/16/00
- Most First Downs, Penalty, Opponent**
- 3 vs. New York Giants, 12/23/84
  - 2 @ Minnesota, 12/29/74
  - @ Dallas, 1/7/79
  - @ New Orleans, 12/30/00
  - @ Seattle, 1/8/05

## NET YARDS GAINED

### Most Yards Gained

- 448 @ New York Giants, 1/7/90
- 440 vs. St. Louis, 12/27/75
- 436 vs. Tennessee, 1/30/00 (SB XXXIV)

### Most Yards Gained, Opponent

- 528 @ Dallas, 12/28/80
- 485 vs. Carolina, 1/10/04
- 476 vs. Minnesota, 1/16/00

### Most Yards Gained, Both Teams

- 881 vs. Minnesota, 1/16/00 (Vikings 476, Rams 405)
- 865 vs. Carolina, 1/10/04 (Panthers, 485, Rams 380)
- 832 @ Cleveland, 12/24/50 (Rams 418, Browns 414)

### Fewest Yards Gained

- 118 vs. Dallas, 1/4/76
- 119 vs. Philadelphia, 12/18/49
- 130 @ Chicago, 1/12/86

### Fewest Yards Gained, Opponent

- 181 @ Tampa Bay, 1/6/80
- 189 vs. Minnesota, 12/26/77
- 192 vs. New York Giants

### Fewest Yards Gained, Both Teams

- 362 @ Chicago, 1/12/86 (Bears 232, Rams 130)
- 406 vs. New York Giants, 12/23/84 (Giants 214, Rams 192)
- 456 vs. Minnesota, 12/26/77 (Rams 267, Vikings 189)

## RUSHING

### ATTEMPTS

#### Most Rushing Attempts

- 53 @ Tampa Bay, 1/6/80
- 50 vs. St. Louis, 12/27/75
- 49 @ Dallas, 12/19/76

#### Most Rushing Attempts, Opponent

- 61 vs. Philadelphia, 12/18/49
- 50 vs. Dallas, 1/4/76
- 49 vs. Minnesota, 12/26/77

#### Fewest Rushing Attempts

- 10 @ San Francisco, 1/14/90
- 13 vs. Tennessee, 1/30/00 (SB XXXIV)
- 16 vs. Dallas, 1/4/76
- @ Washington, 1/1/84
- @ New Orleans, 12/30/00

#### Fewest Rushing Attempts, Opponent

- 16 vs. Minnesota, 12/31/78
- 18 vs. Dallas, 1/4/86
- 20 @ Dallas, 12/26/83

### YARDS

#### Most Yards Gained Rushing

- 269 vs. Dallas, 1/4/86
- 237 vs. St. Louis, 12/27/75
- 216 @ Tampa Bay, 1/6/80

#### Most Yards Gained Rushing, Opponents

- 338 @ Dallas, 12/28/80
- 327 @ Atlanta, 1/15/05
- 274 vs. Philadelphia, 12/18/49

#### Most Yards Gained Rushing, Both Teams

- 430 @ Dallas, 12/28/80 (Cowboys 338, Rams 92)
- 404 @ Atlanta, 1/15/05 (Falcons 327, Rams 77)
- 351 @ Minnesota, 12/26/76 (Rams 193, Vikings 158)

#### Fewest Yards Gained Rushing

- 21 vs. Philadelphia, 12/18/49

- 22 vs. Dallas, 1/4/76
- 26 @ San Francisco, 1/14/90

#### Fewest Yards Gained Rushing, Opponent

- 35 vs. Washington, 12/16/45
- 36 vs. Minnesota, 12/31/78
- 40 vs. New York Giants, 12/23/84

#### Fewest Yards Gained Rushing, Both Teams

- 84 @ New Orleans, 12/30/00 (Saints 50, Rams 34)
- 118 vs. Minnesota, 1/16/00 (Vikings 87, Rams 31)
- 128 vs. Tampa Bay, 1/23/00 (Buccaneers 77, Rams 51)

## PASSING

### ATTEMPTS

#### Most Passes Attempted

- 46 vs. Carolina, 1/10/04
- 45 vs. Tennessee, 1/30/00 (SB XXXIV)
- @ Minnesota, 12/26/88
- 44 @ New York Giants, 1/7/90
- vs. New England, 2/3/02 (SB XXXVI)

#### Most Passes Attempted, Opponent

- 53 @ Dallas, 12/26/83
- 50 vs. Minnesota, 1/16/00
- 44 vs. Green Bay, 1/20/02

#### Most Passes Attempted, Both Teams

- 84 @ Dallas, 12/26/83 (Cowboys 53, Rams 31)
- 83 vs. Minnesota, 1/16/00 (Vikings 50, Rams 33)
- 81 vs. Tennessee, 1/30/00 (SB XXXIV)
- (Rams 45, Titans 36)

#### Fewest Passes Attempted

- 15 vs. New York Giants, 12/23/84
- 18 @ Washington, 12/28/86
- 21 @ Dallas, 12/30/79

#### Fewest Passes Attempted, Opponent

- 9 vs. Philadelphia, 12/18/49
- 10 vs. Minnesota, 12/26/77
- 16 @ Dallas, 12/23/73

#### Fewest Passes Attempted, Both Teams

- 36 vs. Philadelphia, 12/18/49 (Rams 27, Eagles 9)
- 40 @ Dallas, 12/23/73 (Rams 24, Cowboys 16)
- 42 vs. Minnesota, 12/26/77 (Rams 32, Vikings 10)

### COMPLETIONS

#### Most Passes Completed

- 28 vs. New England, 2/3/02 (SB XXXVI)
- 27 vs. Minnesota, 1/16/00
- vs. Carolina, 1/10/04
- 25 vs. Tampa Bay, 1/23/00
- @ New York Giants, 1/7/90

#### Most Passes Completed, Opponent

- 32 @ Dallas, 12/26/83
- 29 vs. Minnesota, 1/16/00
- 27 @ San Francisco, 1/14/90
- @ Seattle, 1/8/05

#### Most Passes Completed, Both Teams

- 56 vs. Minnesota, 1/16/00 (Vikings 29, Rams 27)
- 48 @ Dallas, 12/26/83 (Cowboys 32, Rams 16)
- 46 vs. Tennessee, 1/30/00 (SB XXXIV)
- (Rams 24, Titans 22)

#### Fewest Passes Completed

- 6 vs. Dallas, 1/4/86
- 7 @ Dallas, 12/23/73
- 9 @ Dallas, 12/30/79
- @ Minnesota, 12/26/76
- @ Washington, 12/28/86

#### Fewest Passes Completed, Opponent

- 5 vs. Philadelphia, 12/18/49
- vs. Minnesota, 12/26/77
- @ Tampa Bay, 1/6/80
- 8 @ Dallas, 12/23/73
- 9 vs. Washington, 12/16/45

#### Fewest Passes Completed, Both Teams

- 15 vs. Philadelphia, 12/18/49 (Rams 10, Eagles 5)
- 15 @ Dallas, 12/23/73 (Cowboys 8, Rams 7)

17 @ Tampa Bay, 1/6/80 (Rams 12, Buccaneers 5)

## YARDS

### Most Yards Gained, Passing

407 vs. Tennessee, 1/30/00 (SB XXXIV)  
374 vs. Minnesota, 1/16/00  
350 @ New Orleans, 12/30/00

### Most Yards Gained, Passing, Opponent

389 vs. Minnesota, 1/16/00  
332 @ Seattle, 1/8/05  
315 @ Washington, 1/1/84

### Most Yards Gained, Passing, Both Teams

763 vs. Minnesota, 1/16/00 (Vikings 389, Rams 374)  
626 @ Seattle, 1/8/05 (Seahawks 332, Rams 294)  
615 vs. Tennessee, 1/30/00 (SB XXXIV)  
(Rams 407, Titans 208)

### Fewest Yards Gained, Passing

47 vs. Dallas, 1/4/86  
66 @ Chicago, 1/12/86  
96 vs. Dallas, 1/4/76

### Fewest Yards Gained, Passing, Opponent

42 vs. Minnesota, 12/26/77  
68 vs. Philadelphia, 12/18/49  
70 @ Atlanta, 1/15/05

### Fewest Yards Gained, Passing, Both Teams

163 vs. Minnesota, 12/26/77 (Rams 118, Vikings 49)  
166 vs. Philadelphia, 12/18/49 (Rams 98, Eagles 68)  
185 @ Chicago, 1/12/86 (Bears 144, Rams 41)

## SACKS

### TOTAL SACKS

#### Most Sacks

7 @ Dallas, 12/23/73  
5 vs. Cleveland, 12/23/51  
vs. Dallas, 1/4/86  
@ Minnesota, 12/26/88  
vs. Tampa Bay, 1/23/00  
4 Many times, Last vs. Minnesota, 1/16/00

#### Most Sacks, Opponent

5 @ Green Bay, 12/23/67  
@ Dallas, 12/23/73  
vs. Dallas, 1/4/76  
@ Seattle, 1/8/05  
4 @ Pittsburgh, 1/20/80  
@ Atlanta, 1/15/05  
3 Many times, Last @ Chicago, 1/12/86

### SACK YARDAGE

#### Most Sack Yardage

52 vs. Chicago, 12/17/50  
47 vs. Cleveland, 12/23/51  
44 @ Dallas, 12/23/73

#### Most Sack Yardage, Opponent

51 vs. Dallas, 1/4/76  
44 @ Green Bay, 12/23/67  
42 vs. Pittsburgh, 1/20/80

## INTERCEPTIONS

### TOTAL INTERCEPTIONS

#### Most Interceptions

6 vs. Green Bay, 1/20/02  
4 @ Detroit, 12/21/52  
3 Many times, last @ Dallas, 1/4/86

#### Most Interceptions, Opponent

7 vs. Cleveland, 12/26/55  
5 @ Cleveland, 12/24/50  
5 vs. Dallas, 1/7/79

## YARDS

#### Most Yards

161 vs. Green Bay, 1/20/02

130 vs. St. Louis, 12/27/75

111 @ Dallas, 12/26/83

### Most Yards, Opponent

123 vs. Dallas, 1/7/79  
103 vs. Cleveland, 12/26/55  
77 vs. New England, 2/3/02 (SB XXXVI)

## PUNTING

### TOTAL PUNTS

#### Most Punts

11 @ Chicago, 1/12/86  
10 vs. Chicago, 12/17/50  
9 vs. Philadelphia, 12/18/49  
@ Dallas, 12/19/76

#### Most Punts, Opponent

9 @ Philadelphia, 12/31/89  
8 Many times, last vs. New England, 2/3/02 (SB XXXVI)  
6 @ New Orleans, 12/30/00

#### Fewest Punts

1 vs. Carolina, 1/10/04  
2 vs. Tennessee, 1/30/00 (SB XXXIV)  
3 @ Minnesota, 12/27/69  
@ Washington, 12/28/86  
vs. Minnesota, 1/16/00  
vs. Philadelphia, 1/27/02  
@ Seattle, 1/8/05

#### Fewest Punts, Opponent

2 Many times, last @ Atlanta, 1/15/05  
3 Many times, last @ Seattle, 1/8/05  
4 Many times, last vs. Philadelphia, 1/27/02

### AVERAGE YARDAGE

#### Highest Average Distance (4 punts)

50.8 @ Cleveland, 12/24/50  
48.2 @ Minnesota, 12/26/88  
45.8 @ Atlanta, 1/15/05

#### Highest Average Distance, Opponent (4 punts)

47.6 vs. Minnesota, 1/16/00  
46.9 vs. Dallas, 1/4/86  
46.7 @ Dallas, 12/23/73

## PUNT RETURNS

### TOTAL RETURNS

#### Most Punt Returns

7 @ Minnesota, 12/26/76  
6 vs. Minnesota, 12/31/78  
@ Tampa Bay, 1/6/80  
5 Five times, Last vs. Minnesota, 12/26/88

#### Most Punt Returns, Opponent

7 vs. Chicago, 12/24/50  
5 @ Dallas, 12/28/80  
4 vs. Dallas, 1/7/79  
@ Dallas, 12/19/76  
vs. Dallas, 1/4/76  
@ Minnesota, 12/29/74  
vs. Pittsburgh, 1/20/80 (SB XIV)

### YARDS GAINED

#### Most Yards, Punt Returns

82 vs. Minnesota, 12/31/78  
76 @ Detroit, 12/21/52  
72 vs. Minnesota, 1/16/00

#### Most Yards, Punt Returns, Opponent

152 @ Atlanta, 1/15/05  
82 vs. Chicago, 12/24/50  
81 @ Dallas, 12/28/80

## KICKOFF RETURNS

### TOTAL RETURNS

#### Most Kickoff Returns

- 10 @ Washington, 1/1/84
- 8 vs. Dallas, 1/4/76
- 7 vs. Cleveland, 12/26/55
- @ Atlanta, 1/15/05

#### Most Kickoff Returns, Opponent

- 8 vs. Minnesota, 1/16/00
- 7 vs. St. Louis, 12/27/75
- vs. Green Bay, 1/20/02
- vs. Philadelphia, 1/27/02
- 6 @ Minnesota, 12/27/69
- vs. Minnesota, 12/31/78
- vs. Carolina 1/10/04
- @ Seattle, 1/8/05

### YARDS GAINED

#### Most Yards, Kickoff Returns

- 215 vs. Cleveland, 12/26/55
- 174 vs. Minnesota, 1/16/00
- 167 vs. Dallas, 1/4/76

#### Most Yards, Kickoff Returns, Opponent

- 188 vs. St. Louis, 12/27/75
- 174 vs. Minnesota, 1/16/00
- 162 vs. Pittsburgh, 1/20/80 (SB XIV)

## FUMBLES

### TOTAL FUMBLES

#### Most Fumbles

- 5 vs. St. Louis, 12/27/75
- 4 @ Minnesota, 12/26/76
- @ Chicago, 1/12/86
- @ Washington, 12/28/86
- 3 Many times, last @ New Orleans, 12/30/00

#### Most Fumbles, Opponent

- 6 @ Philadelphia, 12/31/89
- 5 @ Minnesota, 12/29/79
- 4 vs. Cleveland, 12/23/51
- @ New Orleans, 12/30/00

### FUMBLES LOST

#### Most Fumbles Lost

- 4 @ Washington, 12/28/86
- 3 @ Minnesota, 12/29/74
- vs. St. Louis, 12/27/75
- 2 Many times, last @ New Orleans, 12/30/00

#### Most Fumbles Lost, Opponent

- 3 @ Cleveland, 12/24/50
- @ Green Bay, 12/23/67
- vs. Washington, 12/22/74
- vs. Dallas, 1/4/86
- 2 Many times, Last vs. Minnesota, 1/16/00

## PENALTIES

### TOTAL PENALTIES

#### Most Penalties

- 10 vs. New York Giants, 12/23/84
- @ Minnesota, 12/26/88
- vs. Minnesota, 1/16/00
- 9 @ New Orleans, 12/30/00
- 8 vs. Tennessee, 1/30/00 (Super Bowl XXXIV)
- @ Washington, 12/28/86
- @ Dallas, 12/19/76
- vs. Chicago Bears, 12/17/50

#### Most Penalties, Opponent

- 13 vs. Carolina, 1/10/04
- 11 @ Dallas, 12/28/80

- 10 vs. Dallas, 1/7/79
- vs. Minnesota, 1/16/00

#### Fewest Penalties

- 1 @ Philadelphia, 12/31/89
- 2 Many times, Last @ San Francisco, 1/14/90
- 3 @ Tampa Bay, 1/16/80
- @ Minnesota, 12/26/76
- @ Green Bay, 12/23/67

#### Fewest Penalties, Opponent

- 1 vs. Washington, 12/22/74
- 2 vs. Minnesota, 12/31/78
- @ Minnesota, 12/29/74
- vs. Philadelphia, 1/27/02
- 3 vs. Green Bay, 1/20/02
- vs. Tampa Bay, 1/23/00
- @ San Francisco, 1/14/90
- @ Cleveland, 12/24/50

## YARDS PENALIZED

#### Most Yards Penalized

- 94 @ Dallas, 12/19/76
- 78 @ Washington, 12/28/86
- 75 vs. New York Giants, 12/23/84

#### Most Yards Penalized, Opponent

- 92 vs. Carolina, 1/10/04
- 85 vs. Dallas, 1/7/79
- 81 vs. New York Giants, 12/23/84

#### Fewest Yards Penalized

- 5 @ Philadelphia, 12/31/89
- 10 @ San Francisco, 1/14/90
- 26 vs. Pittsburgh, 1/20/80 (SB XIV)

#### Fewest Yards Penalized, Opponent

- 12 vs. Minnesota, 12/31/78
- 15 vs. Philadelphia, 1/27/02
- 20 @ Minnesota, 12/29/74
- vs. Green Bay, 1/20/02

# INDIVIDUAL SUPER BOWL RECORDS



## SCORING POINTS

### Most Points, Game

- 9 Jeff Wilkins, vs. Tennessee, 1/30/00
- 6 Ron Smith, vs. Pittsburgh, 1/20/80
- Cullen Bryant, vs. Pittsburgh, 1/20/80
- Frank Corral, vs. Pittsburgh, 1/20/80
- Torry Holt, vs. Tennessee, 1/30/00
- Isaac Bruce, vs. Tennessee, 1/30/00
- Kurt Warner, vs. New England, 2/3/02
- Ricky Proehl, vs. New England, 2/3/02

### Game, Opponent

- 12 Franco Harris, vs. Pittsburgh, 1/20/80
- Eddie George, vs. Tennessee, 1/30/00
- 6 Ty Law, vs. New England, 2/3/02
- David Patten, vs. New England, 2/3/02

## TOUCHDOWNS

### Game

- 1 Ron Smith, vs. Pittsburgh, 1/20/80
- Cullen Bryant, vs. Pittsburgh, 1/20/80
- Torry Holt, vs. Tennessee, 1/30/00
- Isaac Bruce, vs. Tennessee, 1/30/00
- Kurt Warner, vs. New England, 2/3/02
- Ricky Proehl, vs. New England, 2/3/02

### Game, Opponent

- 2 Franco Harris, vs. Pittsburgh, 1/20/80
- Eddie George, vs. Tennessee, 1/30/00
- 1 Ty Law, vs. New England, 2/3/02
- David Patten, vs. New England, 2/3/02

## POINTS AFTER TOUCHDOWNS

### Most Attempted, Game

- 2 Jeff Wilkins, vs. Tennessee, 1/30/00
- Jeff Wilkins, vs. New England, 2/3/02
- 1 Frank Corral, vs. Pittsburgh, 1/20/80

### Most Made, Game

- 2 Jeff Wilkins, vs. Tennessee, 1/30/00
- Jeff Wilkins, vs. New England, 2/3/02
- 1 Frank Corral, vs. Pittsburgh, 1/20/80

### Made, Opponent

- 4 Matt Bahr, vs. Pittsburgh, 1/20/80
- 2 Adam Vinatieri, vs. New England, 2/3/02
- 1 Al Del Greco, vs. Tennessee, 1/30/00

## FIELD GOALS

### Most Attempted, Game

- 4 Jeff Wilkins, vs. Tennessee, 1/30/00
- 2 Jeff Wilkins, vs. New England, 2/3/02
- Frank Corral vs. Pittsburgh, 1/20/80

### Most Attempted, Opponent, Game

- 3 Al Del Greco, vs. Tennessee, 1/30/00
- 2 Adam Vinatieri, vs. New England, 2/3/02
- 1 Matt Bahr, vs. Pittsburgh, 1/20/80

### Most Made, Game

- 3 Jeff Wilkins, vs. Tennessee, 1/30/00
- 2 Frank Corral, vs. Pittsburgh, 1/20/80
- 1 Jeff Wilkins, vs. New England, 2/3/02

### Most Made, Opponent, Game

- 2 Adam Vinatieri, vs. New England, 2/3/02
- 1 Al Del Greco, vs. Tennessee, 1/30/00
- Matt Bahr, vs. Pittsburgh, 1/20/80

### Most Consecutive Field Goals Made

- 2 Jeff Wilkins, vs. Tennessee, 1/30/00
- Frank Corral, vs. Pittsburgh, 1/20/80

### Most Consecutive Games Made

- 2 Jeff Wilkins, vs. Tennessee, 1/30/00
- 1 Frank Corral, vs. Pittsburgh, 1/20/80

### Longest Field Goal

- 50 Jeff Wilkins, vs. New England, 2/3/02
- 45 Frank Corral, vs. Pittsburgh, 1/20/80
- 31 Frank Corral, vs. Pittsburgh, 1/20/80

### Longest Field Goal, Opponent

- 48 Adam Vinatieri, vs. New England, 2/3/02
- 43 Al Del Greco, vs. Tennessee, 1/30/00
- 41 Matt Bahr, vs. Pittsburgh, 1/20/80

## RUSHING ATTEMPTS

### Game

- 17 Wendell Tyler, vs. Pittsburgh, 1/20/80
- Marshall Faulk, vs. New England, 2/3/02
- 10 Marshall Faulk, vs. Tennessee, 1/30/00
- 6 Cullen Bryant, vs. Pittsburgh, 1/20/80

### Opponent, Game

- 28 Eddie George, vs. Tennessee, 1/30/00
- 20 Franco Harris, vs. Pittsburgh, 1/20/80
- 18 Antowain Smith, vs. New England, 2/3/02

## YARDS GAINED

### Game

- 76 Marshall Faulk, vs. New England, 2/3/02
- 60 Wendell Tyler, vs. Pittsburgh, 1/20/80
- 30 Cullen Bryant, vs. Pittsburgh, 1/20/80

### Game, Opponent

- 95 Eddie George, vs. Tennessee, 1/30/00
- 92 Antowain Smith, vs. New England, 2/3/02
- 64 Steve McNair, vs. Tennessee, 1/30/00

### Longest Run

- 39 Wendell Tyler, vs. Pittsburgh, 1/20/80
- 15 Marshall Faulk, vs. New England, 2/3/02
- 14 Cullen Bryant, vs. Pittsburgh, 1/20/80

### Longest Run, Opponent

- 23 Steve McNair, vs. Tennessee, 1/30/00
- 22 David Patten, vs. New England, 2/3/02
- 17 Antowain Smith, vs. New England, 2/3/02

## AVERAGE GAIN

### Game (10 attempts)

- 3.50 Wendell Tyler, vs. Pittsburgh, 1/20/80
- 1.70 Marshall Faulk, vs. Tennessee, 1/30/00

## TOUCHDOWNS

### Game

- 1 Cullen Bryant, vs. Pittsburgh, 1/20/80
- Kurt Warner, vs. New England, 2/3/02

### Game, Opponent

- 2 Franco Harris, vs. Pittsburgh, 1/20/80
- Eddie George, vs. Tennessee, 1/30/00

## PASSING

## ATTEMPTS

### Game

- 45 Kurt Warner, vs. Tennessee, 1/30/00
- 44 Kurt Warner, vs. New England, 2/3/02
- 25 Vince Ferragamo, vs. Pittsburgh, 1/20/80

### Game, Opponent

- 36 Steve McNair, vs. Tennessee, 1/30/00
- 27 Tom Brady, vs. New England, 2/3/02
- 21 Terry Bradshaw, Pittsburgh, 1/20/80

## COMPLETIONS

### Game

- 28 Kurt Warner, vs. New England, 2/3/02
- 24 Kurt Warner, vs. Tennessee, 1/30/00
- 15 Vince Ferragamo, vs. Pittsburgh, 1/20/80

### Game, Opponent

- 22 Steve McNair, Tennessee, 1/30/00
- 16 Tom Brady, vs. New England, 2/3/02
- 14 Terry Bradshaw, Pittsburgh, 1/20/80

## COMPLETION PERCENTAGE

### Game (20 attempts)

- 63.6 Kurt Warner, vs. New England, 2/3/02 (28 of 44)
- 60.0 Vince Ferragamo, vs. Pittsburgh, 1/20/80 (15 of 25)
- 53.3 Kurt Warner, vs. Tennessee, 1/30/00 (24 of 45)

### Game, Opponent (20 attempts)

- 66.7 Terry Bradshaw, vs. Pittsburgh, 1/20/80 (14 of 21)
- 61.1 Steve McNair, vs. Tennessee, 1/30/00 (22 of 36)
- 59.3 Tom Brady, vs. New England, 2/3/02 (16 of 27)

## YARDS GAINED

### Game

- 414 Kurt Warner, vs. Tennessee, 1/30/00
- 365 Kurt Warner, vs. New England, 2/3/02

212 Vince Ferragamo, vs. Pittsburgh, 1/20/80

**Game, Opponent**

309 Terry Bradshaw, Pittsburgh, 1/20/80  
214 Steve McNair, Tennessee, 1/30/00  
145 Tom Brady, vs. New England, 2/3/02

**Longest Pass Completion (All TDs unless noted)**

73 Kurt Warner (to Isaac Bruce), vs. Tennessee, 1/30/00  
52 Kurt Warner (to Marshall Faulk), vs. Tennessee, 1/30/00 (no TD)  
50 Vince Ferragamo (to Billy Waddy), vs. Pittsburgh, 1/20/80 (No TD)

**Longest Pass Completion, Opponent**

(All TDs unless noted)

73 Terry Bradshaw, (to John Stallworth), Pittsburgh, 1/20/80  
47 Terry Bradshaw, (to Lynn Swann), Pittsburgh, 1/20/80  
45 Terry Bradshaw (to John Stallworth), Pittsburgh, 1/20/80 (No TD)

**TOUCHDOWNS**

**Game**

2 Kurt Warner, vs. Tennessee, 1/30/00  
1 Lawrence McCutcheon, vs. Pittsburgh, 1/20/80  
1 Kurt Warner, vs. New England, 2/3/02

**Game, Opponent**

2 Terry Bradshaw, vs. Pittsburgh, 1/20/80  
1 Tom Brady, vs. New England, 2/3/02

**HAD INTERCEPTED**

**Game**

2 Kurt Warner, vs. New England, 2/3/02  
1 Vince Ferragamo, vs. Pittsburgh, 1/20/80

**Game, Opponent**

3 Terry Bradshaw, Pittsburgh, 1/20/80

**Most Attempts, No Interceptions, Game**

45 Kurt Warner, vs. Tennessee, 1/30/00

**Most Attempts, No Interceptions, Opponent**

36 Steve McNair, vs. Tennessee, 1/30/00  
27 Tom Brady, vs. New England, 2/3/02

**TIMES SACKED**

**Game**

4 Vince Ferragamo, vs. Pittsburgh 1/20/80  
3 Kurt Warner, vs. New England, 2/3/02  
1 Kurt Warner, vs. Tennessee, 1/30/00

**Game, Opponent**

1 Steve McNair, Tennessee, 1/30/00  
Tom Brady, vs. New England, 2/3/02  
Kevin Faulk, vs. Pittsburgh, 1/20/80

**PASS RECEIVING**

**RECEPTIONS**

**Game**

7 Torry Holt, vs. Tennessee, 1/30/00  
6 Isaac Bruce, vs. Tennessee, 1/30/00  
5 Marshall Faulk, vs. Tennessee, 1/30/00  
Isaac Bruce, vs. New England, 2/3/02  
Az-Zahir Hakim, vs. New England, 2/3/02  
Torry Holt, vs. New England, 2/3/02

**Game, Opponent**

7 Jackie Harris, Tennessee, 1/30/00  
6 Troy Brown, vs. New England, 2/3/02  
5 Frank Wycheck, Tennessee, 1/30/00  
Lynn Swann, Pittsburgh, 1/20/80

**YARDS**

**Game**

162 Isaac Bruce, vs. Tennessee, 1/30/00  
109 Torry Holt, vs. Tennessee, 1/30/00  
90 Marshall Faulk, vs. Tennessee, 1/30/00  
Az-Zahir Hakim, vs. New England, 2/3/02

**Game, Opponent**

121 Lance Stallworth, vs. Pittsburgh, 1/20/80  
89 Troy Brown, vs. New England, 2/3/02  
79 Lynn Swann, vs. Pittsburgh, 1/20/80

**Longest Pass Reception (All TDs unless noted)**

73 Isaac Bruce, vs. Tennessee, 1/30/00  
52 Marshall Faulk, vs. Tennessee, 1/30/00 (No TD)  
50 Billy Waddy, vs. Pittsburgh, 1/20/80 (No TD)

**Longest Pass Reception, Opponent (All TDs unless noted)**

73 John Stallworth, vs. Pittsburgh, 1/20/80  
47 Lynn Swann, vs. Pittsburgh, 1/20/80  
45 John Stallworth, vs. Pittsburgh, 1/20/80

**AVERAGE GAIN**

**Game (3 receptions)**

27.0 Isaac Bruce, vs. Tennessee, 1/30/00 (6-162)  
23.7 Ricky Proehl, vs. New England, 2/3/02 (3-71)  
18.0 Marshall Faulk, vs. Tennessee, 1/30/00 (5-90)  
Az-Zahir Hakim, vs. New England, 2/3/02 (5-90)

**Game**

1 Ron Smith, vs. Pittsburgh, 1/20/80  
Torry Holt, vs. Tennessee, 1/30/00  
Isaac Bruce, vs. Tennessee, 1/30/00  
Ricky Proehl, vs. New England, 2/3/02

**Game, Opponent**

1 Lynn Swann, vs. Pittsburgh, 1/20/80  
Lance Stallworth, vs. Pittsburgh, 1/20/80  
David Patten, vs. New England, 2/3/02

**TOUCHDOWNS**

**RUSHING-RECEIVING**

**ATTEMPTS**

**Game**

21 Marshall Faulk, vs. New England, 2/3/02 (rus-17, rec-4)  
20 Wendell Tyler, vs. Pittsburgh, 1/20/80 (rus-17, rec-3)  
15 Marshall Faulk, vs. Tennessee, 1/30/00 (rus-10, rec-5)

**Game**

130 Marshall Faulk, vs. New England, 2/3/02  
117 Marshall Faulk, vs. Tennessee, 1/30/00  
80 Wendell Tyler, vs. Pittsburgh, 1/20/80

**YARDS**

**PUNTING**

**PUNTS**

**Game**

5 Ken Clark, vs. Pittsburgh, 1/20/80  
4 John Baker, vs. New England, 2/3/02  
2 Mike Horan, vs. Tennessee, 1/30/00

**Game, Opponent**

8 Ken Walter, vs. New England, 2/3/02  
3 Craig Henrich, Tennessee, 1/30/00  
2 Craig Colquitt, Pittsburgh, 1/20/80

**Longest Punt**

59 Ken Clark, vs. Pittsburgh, 1/20/80  
49 John Baker, vs. New England, 2/3/02  
47 Mike Horan, vs. Tennessee, 1/30/00

**Longest Punt, Opponent**

53 Ken Walter, vs. New England, 2/3/02  
50 Craig Colquitt, vs. Pittsburgh, 1/20/80  
49 Craig Henrich, vs. Tennessee, 1/30/00

**AVERAGE GROSS YARDS**

**Game (3 punts)**

44.0 Ken Clark, vs. Pittsburgh, 1/20/80 (5-220)  
39.8 John Baker, vs. New England, 2/3/02 (4-159)

**Game, Opponent (3 punts)**

43.1 Ken Walter, vs. New England, 2/3/02 (8-345)  
43.0 Craig Henrich, vs. Tennessee, 1/30/00

**HAD BLOCKED**

**Most Consecutive Punts, None Blocked**

5 Ken Clark, vs. Pittsburgh, 1/20/80  
4 John Baker, vs. New England, 2/3/02  
2 Mike Horan, vs. Tennessee, 1/30/80

**Career**

3 John Baker, 2001

**Game**

3 John Baker, vs. New England, 2/3/02

**INSIDE 20**

**PUNT RETURNS**

**RETURNS**

**Game**

3 Dre' Bly, vs. New England, 2/3/02  
2 Az-Zahir Hakim, vs. Tennessee, 1/30/00  
1 Eddie Brown, vs. Pittsburgh, 1/20/80

**Game, Opponent**

2 Theo Bell, vs. Pittsburgh, 1/20/80  
Jim Smith, vs. Pittsburgh, 1/20/80  
1 Derrick Mason, vs. Tennessee, 1/30/00  
Troy Brown, vs. New England, 2/3/02

## FAIR CATCHES

Game	
2	Dre' Bly, vs. New England, 2/3/02
<b>Game, Opponent</b>	
1	Troy Brown, vs. New England, 2/3/02

## YARDS GAINED

Game	
8	Az-Zahir Hakim, vs. Tennessee, 1/30/00
6	Dre' Bly, vs. New England, 2/3/02
4	Eddie Brown, vs. Pittsburgh, 1/20/80
<b>Game, Opponent</b>	
17	Theo Bell, Pittsburgh, 1/20/80
14	Jim Smith, Pittsburgh, 1/20/80
4	Troy Brown, vs. New England, 2/3/02
<b>Longest Punt Return</b>	
10	Az-Zahir Hakim, vs. Tennessee, 1/30/00
7	Dre' Bly, vs. New England, 2/3/02
4	Eddie Brown, vs. Pittsburgh, 1/30/00
<b>Longest Punt Return, Opponent</b>	
11	Theo Bell, Pittsburgh, 1/20/80
7	Jim Smith, Pittsburgh, 1/20/80
4	Troy Brown, vs. New England, 2/3/02

## AVERAGE YARDAGE

<b>Game (2 returns)</b>	
4.0	Az-Zahir Hakim, vs. Tennessee, 1/30/00
2.0	Dre' Bly, vs. New England, 2/3/02
<b>Game, Opponent (3 returns)</b>	
8.5	Theo Bell, Pittsburgh, 1/20/80
7.0	Jim Smith, Pittsburgh, 1/20/80

## KICKOFF RETURNS

### RETURNS

Game	
4	Tony Horne, vs. Tennessee, 1/30/00
3	Eddie Hill, vs. Pittsburgh, 1/20/80
	Yo Murphy, vs. New England, 2/3/02
<b>Game, Opponent</b>	
5	Derrick Mason, vs. Tennessee, 1/30/00
	Larry Anderson, vs. Pittsburgh, 1/20/80
3	Patrick Pass, vs. New England, 2/3/02

### YARDS

Game	
81	Yo Murphy, vs. New England, 2/3/02
55	Tony Horne, vs. Tennessee, 1/30/00
47	Eddie Hill, vs. Pittsburgh, 1/20/80
<b>Game, Opponent</b>	
162	Larry Anderson, vs. Pittsburgh, 1/20/80
122	Derrick Mason, vs. Tennessee, 1/30/00
85	Patrick Pass, vs. New England, 2/3/02
<b>Longest Kickoff Return</b>	
38	Yo Murphy, vs. New England, 2/3/02
27	Eddie Hill, vs. Pittsburgh, 1/20/80
25	Tony Horne, vs. Tennessee, 1/30/00
<b>Longest Kickoff Return, Opponent</b>	
45	Larry Anderson, vs. Pittsburgh, 1/20/80
35	Derrick Mason, vs. Tennessee, 1/30/00
	Patrick Pass, vs. New England, 2/3/02

## AVERAGE YARDAGE

<b>Game (3 returns)</b>	
15.6	Eddie Hill, vs. Pittsburgh, 1/20/80 (3-47)
13.8	Tony Horne, vs. Tennessee, 1/30/00 (4-55)
<b>Game, Opponent</b>	
32.4	Larry Anderson, vs. Pittsburgh, 1/20/80 (5-162)
24.4	Derrick Mason, vs. Tennessee, 1/30/00 (5-122)

## INTERCEPTIONS BY

Game	
1	Dave Elmendorf, vs. Pittsburgh, 1/20/80
	Eddie Brown, vs. Pittsburgh, 1/20/80
	Rod Perry, vs. Pittsburgh, 1/20/80
<b>Game, Opponent</b>	
1	Jack Lambert, Pittsburgh, 1/20/80
	Ty Law, vs. New England, 2/3/02
	Otis Smith, vs. New England, 2/3/02

## YARDS GAINED

Game	
10	Dave Elmendorf, vs. Pittsburgh, 1/20/80
6	Eddie Brown, vs. Pittsburgh, 1/20/80
<b>Game, Opponent</b>	
47	Ty Law, vs. New England, 2/3/02
30	Otis Smith, vs. New England, 2/3/02
16	Jack Lambert, vs. Pittsburgh, 1/20/80
<b>Longest Return</b>	
10	Dave Elmendorf, vs. Pittsburgh, 1/20/80
6	Eddie Brown, vs. Pittsburgh, 1/20/80
<b>Longest Return, Opponent</b>	
47	Ty Law, New England, 2/3/02
30	Otis Smith, New England, 2/3/02
16	Jack Lambert, vs. Pittsburgh, 1/20/80

## FUMBLES

### OPPONENTS FUMBLES RECOVERED

<b>Game, Opponent</b>	
1	Terrell Buckley vs. New England, 2/3/02
<b>Longest Fumble Return</b>	
	None
<b>Longest Fumble Return, Opponent</b>	
15	Terrell Buckley vs. New England, 2/3/02

## SACKS

### TOTAL SACKS

Game	
1	Leonard Little, vs. New England, 2/3/02
	Grant Wistrom, vs. New England, 2/3/02
	Kevin Carter, vs. Tennessee, 1/30/00
<b>Game, Opponent</b>	
1	Willie McGinest, vs. New England, 2/3/02
	Richard Seymour, vs. New England, 2/3/02
	Bobby Hamilton, vs. New England, 2/3/02
	Jason Fisk, Tennessee, 1/30/00
	J.T. Thomas, Pittsburgh, 1/20/80
	Robin Cole, Pittsburgh, 1/20/80
	Steve Furness, Pittsburgh, 1/20/80
	John Banaszak, Pittsburgh, 1/20/80

## BLOCKED KICKS

### BLOCKED FIELD GOALS

Game	
1	Todd Light, vs. Tennessee, 1/30/00



# TEAM SUPER BOWL RECORDS

## SCORING

### Most Points

- 23 vs. Tennessee, 1/30/00 (Rams 23, Titans 16)
- 19 vs. Pittsburgh, 1/20/80 (Steelers 31, Rams 19)
- 17 vs. New England, 2/3/02 (Patriots 20, Rams 17)

### Most Points, Opponent

- 31 vs. Pittsburgh, 1/20/80 (Steelers 31, Rams 19)
- 20 vs. New England, 2/3/02 (Patriots 20, Rams 17)
- 16 Tennessee, 1/30/00 (Rams 23, Titans 16)

### Fewest Points

- 17 vs. New England, 2/3/02 (Patriots 20, Rams 17)
- 19 vs. Pittsburgh, 1/20/80 (Steelers 31, Rams 19)
- 23 vs. Tennessee, 1/30/00 (Rams 23, Titans 16)

### Fewest Points, Opponent

- 16 vs. Tennessee, 1/30/00 (Rams 23, Titans 16)
- 20 vs. New England, 2/3/02 (Patriots 20, Rams 17)
- 31 vs. Pittsburgh, 1/20/80 (Steelers 31, Rams 19)

### Most Decisive Win

- 7 vs. Tennessee, 1/30/00 (Rams 23, Titans 16)

### Most Decisive Loss

- 3 vs. New England, 2/3/02 (Patriots 20, Rams 17)
- 12 vs. Pittsburgh, 1/20/80 (Steelers 31, Rams 19)

### Most Points, Both Teams

- 50 vs. Pittsburgh, 1/20/80 (Steelers 31, Rams 19)
- 39 vs. Tennessee, 1/30/00 (Rams 23, Titans 16)
- 37 vs. New England, 2/3/02 (Patriots 20, Rams 17)

## FIRST DOWNS

### Most First Downs

- 26 vs. New England, 2/3/02
- 23 vs. Tennessee, 1/30/00
- 16 vs. Pittsburgh, 1/20/80

### Most First Downs, Opponent

- 27 vs. Tennessee, 1/30/00
- 19 vs. Pittsburgh, 1/20/80
- 15 vs. New England, 2/3/02

### Most First Downs, Both Teams

- 50 vs. Tennessee, 1/30/00
- 41 vs. New England, 2/3/02
- 35 vs. Pittsburgh, 1/20/80

### Fewest First Downs

- 16 vs. Pittsburgh, 1/20/80
- 23 vs. Tennessee, 1/30/00
- 26 vs. New England, 2/3/02

### Fewest First Downs, Opponent

- 27 Tennessee, 1/30/00
- 19 Pittsburgh, 1/20/80
- 15 vs. New England, 2/3/02

### Fewest First Downs, Both Teams

- 35 vs. Pittsburgh, 1/20/80
- 41 vs. New England, 2/3/02
- 50 vs. Tennessee, 1/30/00

### Most First Downs, Rushing

- 7 vs. New England, 2/3/02
- 6 vs. Pittsburgh, 1/20/00
- 1 vs. Tennessee, 1/30/00

### Most First Downs, Rushing, Opponent

- 12 vs. Tennessee, 1/30/00
- 8 vs. Pittsburgh, 1/20/80
- 6 vs. New England, 2/3/02

### Fewest First Downs, Rushing

- 1 vs. Tennessee, 1/30/00
- 6 vs. Pittsburgh, 1/20/80
- 7 vs. New England, 2/3/02

### Fewest First Downs, Rushing, Opponent

- 6 vs. New England, 2/3/02
- 8 vs. Pittsburgh, 1/20/80
- 12 vs. Tennessee, 1/30/00

### Most First Downs, Passing

- 18 vs. Tennessee, 1/30/00
- 16 vs. New England, 2/3/02
- 9 vs. Pittsburgh, 1/20/80

### Most First Downs, Passing, Opponent

- 13 vs. Tennessee, 1/30/00
- 10 vs. Pittsburgh, 1/20/80
- 8 vs. New England, 2/3/02

### Fewest First Downs, Passing

- 9 vs. Pittsburgh, 1/20/80
- 16 vs. New England, 2/3/02
- 18 vs. Tennessee, 1/30/00

### Fewest First Downs, Passing, Opponent

- 8 vs. New England, 2/3/02
- 10 vs. Pittsburgh, 1/20/80
- 13 vs. Tennessee, 1/30/00

### Most First Downs, Penalty

- 4 vs. Tennessee, 1/30/00
- 3 vs. New England, 2/3/02
- 1 vs. Pittsburgh, 1/20/80

### Most First Downs, Penalty, Opponent

- 2 vs. Tennessee, 1/30/00
- 1 vs. Pittsburgh, 1/20/80
- vs. New England, 2/3/02

## NET YARDS GAINED RUSHING-PASSING

### Most Yards Gained

- 436 vs. Tennessee, 1/30/00
- 427 vs. New England, 2/3/02
- 301 vs. Pittsburgh, 1/20/80

### Most Yards Gained, Opponent

- 393 vs. Pittsburgh, 1/20/80
- 367 vs. Tennessee, 1/30/00
- 267 vs. New England, 2/3/02

### Most Yards Gained, Both Teams

- 803 vs. Tennessee, 1/30/00 (Rams 436, Titans 367)
- 694 vs. Pittsburgh, 1/20/80 (Rams 301, Steelers 393)
- vs. New England, 2/3/02 (Rams 427, Patriots 267)

### Fewest Yards Gained

- 301 vs. Pittsburgh, 1/20/80
- 427 vs. New England, 2/3/02
- 436 vs. Tennessee, 1/30/00

### Fewest Yards Gained, Opponent

- 267 vs. New England, 2/3/02
- 367 vs. Tennessee, 1/30/00
- 393 vs. Pittsburgh, 1/20/80

### Fewest Yards Gained, Both Teams

- 694 vs. Pittsburgh, 1/20/80 (Rams 301, Steelers 393)
- vs. New England, 2/3/02 (Rams 427, Patriots 267)
- 803 vs. Tennessee, 1/30/00 (Rams 436, Titans 367)

## RUSHING

### ATTEMPTS

#### Most Rushing Attempts

- 29 vs. Pittsburgh, 1/20/80
- 23 vs. New England, 2/3/02
- 12 vs. Tennessee, 1/30/00

#### Most Rushing Attempts, Opponent

- 37 vs. Pittsburgh, 1/20/80
- 36 vs. Tennessee, 1/30/00
- 25 vs. New England, 2/3/02

#### Fewest Rushing Attempts

- 13 vs. Tennessee, 1/30/00
- 22 vs. New England, 2/3/02
- 29 vs. Pittsburgh, 1/20/80

#### Fewest Rushing Attempts, Opponent

- 25 vs. New England, 2/3/02
- 36 vs. Tennessee, 1/30/00
- 37 vs. Pittsburgh, 1/20/80

## YARDS

### Most Yards Gained Rushing

107	vs. Pittsburgh, 1/20/80
90	vs. New England, 2/3/02
29	vs. Tennessee, 1/30/00

### Most Yards Gained Rushing, Opponents

159	vs. Tennessee, 1/30/00
133	vs. New England, 2/3/02
84	vs. Pittsburgh, 1/20/80

### Most Yards Gained Rushing, Both Teams

223	vs. New England, 2/3/02 (Rams 90, Patriots 133)
191	vs. Pittsburgh, 1/20/80 (Rams 107, Steelers 84)
188	vs. Tennessee, 1/30/00 (Rams 29, Titans 159)

### Fewest Yards Gained Rushing

29	vs. Tennessee, 1/30/00
90	vs. New England, 2/3/02
107	vs. Pittsburgh, 1/20/80

### Fewest Yards Gained Rushing, Opponent

84	vs. Pittsburgh, 1/20/80
133	vs. New England, 2/3/02
159	vs. Tennessee, 1/30/00

### Fewest Yards Gained Rushing, Both Teams

188	vs. Tennessee, 1/30/00 (Rams 29, Titans 159)
191	vs. Pittsburgh, 1/20/80 (Rams 107, Steelers 84)
223	vs. New England, 2/3/02 (Rams 90, Patriots 133)

## PASSING

### Most Passes Attempted

45	vs. Tennessee, 1/30/00
44	vs. New England, 2/3/02
26	vs. Pittsburgh, 1/20/80

### Most Passes Attempted, Opponent

36	vs. Tennessee, 1/30/00
27	vs. New England, 2/3/02
21	vs. Pittsburgh, 1/20/80

### Most Passes Attempted, Both Teams

81	vs. Tennessee, 1/30/00 (Rams 45, Tennessee 36)
71	vs. New England, 2/3/02 (Rams 44, New England 27)
47	vs. Pittsburgh, 1/20/80 (Rams 26, Pittsburgh 21)

### Fewest Passes Attempted

26	vs. Pittsburgh, 1/20/80
44	vs. New England, 2/3/02
45	vs. Tennessee, 1/30/00

### Fewest Passes Attempted, Opponent

21	vs. Pittsburgh, 1/20/80
27	vs. New England, 2/3/02
36	vs. Tennessee, 1/30/00

### Fewest Passes Attempted, Both Teams

47	vs. Pittsburgh, 1/20/80 (Rams 26, Steelers 21)
71	vs. New England, 2/3/02 (Rams 44, Patriots 27)
81	vs. Tennessee, 1/30/00 (Rams 45, Titans 36)

## COMPLETIONS

### Most Passes Completed

28	vs. New England, 2/3/02
24	vs. Tennessee, 1/30/00
16	vs. Pittsburgh, 1/20/80

### Most Passes Completed, Opponent

22	vs. Tennessee, 1/30/00
16	vs. New England, 2/3/02
14	vs. Pittsburgh, 1/20/80

### Most Passes Completed, Both Teams

46	vs. Tennessee, 1/30/00 (Rams 24, Titans 22)
44	vs. New England, 2/3/02 (Rams 28, Patriots 16)
30	vs. Pittsburgh, 1/20/80 (Rams 16, Steelers 14)

### Fewest Passes Completed

16	vs. Pittsburgh, 1/20/80
24	vs. Tennessee, 1/30/00
28	vs. New England, 2/3/02

### Fewest Passes Completed, Opponent

14	vs. Pittsburgh, 1/20/80
16	vs. New England, 2/3/02
22	vs. Tennessee, 1/30/00

### Fewest Passes Completed, Both Teams

30	vs. Pittsburgh, 1/20/80 (Rams 16, Steelers 14)
44	vs. New England, 2/3/02 (Rams 28, Patriots 16)
46	vs. Tennessee, 1/30/00 (Rams 24, Titans 22)

## YARDS

### Most Yards Gained, Passing

407	vs. Tennessee, 1/30/00
337	vs. New England, 2/3/02
194	vs. Pittsburgh, 1/20/80

### Most Yards Gained, Passing, Opponent

309	vs. Pittsburgh, 1/20/80
208	vs. Tennessee, 1/30/00
134	vs. New England, 2/3/02

### Most Yards Gained, Passing, Both Teams

615	vs. Tennessee, 1/30/00 (Rams 407, Titans 208)
503	vs. Pittsburgh, 1/20/80 (Steelers 309, Rams 194)
471	vs. New England, 2/3/02 (Rams 337, Patriots 134)

### Fewest Yards Gained, Passing

194	vs. Pittsburgh, 1/20/80
337	vs. New England, 2/3/02
407	vs. Tennessee, 1/30/00

### Fewest Yards Gained, Passing, Opponent

134	vs. New England, 2/3/02
208	vs. Tennessee, 1/30/00
309	vs. Pittsburgh, 1/20/80

### Fewest Yards Gained, Passing, Both Teams

471	vs. New England, 2/3/02 (Rams 337, Patriots 134)
503	vs. Pittsburgh, 1/20/80 (Steelers 309, Rams 194)
615	vs. Tennessee, 1/30/00 (Rams 407, Titans 208)

## SACKS

### TOTAL SACKS

#### Most Sacks

2	vs. New England, 2/3/02
1	vs. Tennessee, 1/30/00

#### Most Sacks, Opponent

4	vs. Pittsburgh, 1/20/80
3	vs. New England, 2/3/02
1	vs. Tennessee, 1/30/00

### SACK YARDAGE

#### Most Sack Yardage

11	vs. New England, 2/3/02
6	vs. Tennessee, 1/30/00

#### Most Sack Yardage, Opponent

42	vs. Pittsburgh, 1/20/80
28	vs. New England, 2/3/02
7	vs. Tennessee, 1/30/00

## INTERCEPTIONS BY

### TOTAL INTERCEPTIONS

#### Most Interceptions

3	vs. Pittsburgh, 1/20/80
---	-------------------------

#### Most Interceptions, Opponent

2	vs. New England, 2/3/02
1	vs. Pittsburgh, 1/20/80

### YARDS

#### Most Yards

21	vs. Pittsburgh, 1/20/80
----	-------------------------

#### Most Yards, Opponent

77	vs. New England, 2/3/02
16	vs. Pittsburgh, 1/20/80

## PUNTING

### TOTAL PUNTS

#### Most Punts

5	vs. Pittsburgh, 1/20/80
4	vs. New England, 2/3/02
2	vs. Tennessee, 1/30/00

#### Most Punts, Opponent

8	vs. New England, 2/3/02
3	vs. Tennessee, 1/30/00
2	vs. Pittsburgh, 1/20/80

#### Fewest Punts

2	vs. Tennessee, 1/30/00
4	vs. New England, 2/3/02
5	vs. Pittsburgh, 1/20/80

#### Fewest Punts, Opponent

2	vs. Pittsburgh, 1/20/80
---	-------------------------

- 3 vs. Tennessee, 1/30/00
- 8 vs. New England, 2/3/02

### AVERAGE YARDAGE

#### Highest Average Distance (3 punts)

- 44.0 vs. Pittsburgh, 1/20/80
- 39.8 vs. New England, 2/3/02

#### Highest Average Distance, Opponent (3 punts)

- 43.1 vs. New England, 2/3/02
- 43.0 vs. Tennessee, 1/30/00

## PUNT RETURNS

### TOTAL RETURNS

#### Most Punt Returns

- 3 vs. New England, 2/3/02
- 2 vs. Tennessee, 1/30/00
- 1 vs. Pittsburgh, 1/20/80

#### Most Punt Returns, Opponent

- 4 vs. Pittsburgh, 1/20/80
- 1 vs. Tennessee, 1/30/00
- vs. New England, 2/3/02

### YARDS GAINED

#### Most Yards, Punt Returns

- 8 vs. Tennessee, 1/30/00
- 6 vs. New England, 2/3/02
- 4 vs. Pittsburgh, 1/20/80

#### Most Yards, Punt Returns, Opponent

- 31 vs. Pittsburgh, 1/20/80
- 4 vs. New England, 2/3/02

## KICKOFF RETURNS

### TOTAL RETURNS

#### Most Kickoff Returns

- 6 vs. Pittsburgh, 1/20/80
- 4 vs. Tennessee, 1/30/00
- vs. New England, 2/3/02

#### Most Kickoff Returns, Opponent

- 5 vs. Pittsburgh, 1/20/80
- vs. Tennessee, 1/30/00
- 4 vs. New England, 2/3/02

### YARDS GAINED

#### Most Yards, Kickoff Returns

- 82 vs. New England, 2/3/02
- 79 vs. Pittsburgh, 1/20/80
- 55 vs. Tennessee, 1/30/00

#### Most Yards, Kickoff Returns, Opponent

- 162 vs. Pittsburgh, 1/20/80
- 122 vs. Tennessee, 1/30/00
- 100 vs. New England, 2/3/02

## FUMBLES

### TOTAL FUMBLES

#### Most Fumbles

- 2 vs. Tennessee, 1/30/00
- vs. New England, 2/3/02

#### Most Fumbles, Opponent

- 1 vs. Tennessee, 1/30/00

### FUMBLES LOST

#### Most Fumbles Lost

- 1 vs. New England, 2/3/02

## PENALTIES

### TOTAL PENALTIES

#### Most Penalties

- 8 vs. Tennessee, 1/30/00
- 2 vs. Pittsburgh, 1/30/00

#### Most Penalties, Opponent

- 7 Tennessee, 1/30/00
- 6 Pittsburgh, 1/20/80

### Fewest Penalties

- 2 vs. Pittsburgh, 1/20/80
- 8 vs. Tennessee, 1/30/00

### Fewest Penalties, Opponent

- 6 Pittsburgh, 1/20/80
- 7 Tennessee, 1/30/00

## YARDS PENALIZED

### Most Yards Penalized

- 60 vs. Tennessee, 1/30/00
- 26 vs. Pittsburgh, 1/20/80

### Most Yards Penalized, Opponent

- 65 Pittsburgh, 1/20/80
- 45 Tennessee, 1/30/00

### Fewest Yards Penalized

- 26 vs. Pittsburgh, 1/20/80
- 60 vs. Tennessee, 1/30/00

### Fewest Yards Penalized, Opponent

- 45 Tennessee, 1/30/00
- 65 Pittsburgh, 1/20/80

# RAMS BIG DAYS / PLAYOFFS



## RUSHING

248	Eric Dickerson vs. Dallas	Jan. 4, 1986	(34 carries, 2 TD)
202	Lawrence McCutcheon vs. St. Louis	Dec. 27, 1975	(37 carries, 0 TD)
159	Marshall Faulk vs. Philadelphia	Jan. 27, 2002	(31 carries, 2 TD)
158	Eric Dickerson @ Washington	Dec. 28, 1986	(26 carries, 0 TD)
128	Lawrence McCutcheon @ Minnesota	Dec. 26, 1976	(26 carries, 1 TD)
124	Greg Bell @ Minnesota	Dec. 26, 1988	(27 carries, 1 TD)
107	Eric Dickerson vs. New York Giants	Dec. 23, 1984	(23 carries, 1 TD)
106	Cullen Bryant @ Tampa Bay	Jan. 6, 1980	(18 carries, 0 TD)
102	Lawrence McCutcheon vs. Minnesota	Dec. 26, 1977	(16 carries, 0 TD)
101	Jim Gillette vs. Washington	Dec. 16, 1945	(17 carries, 0 TD)
100	Cullen Bryant vs. Minnesota	Dec. 31, 1978	(27 carries, 1 TD)

## PASSING

414	Kurt Warner vs. Tennessee (SB XXXIV)	Jan. 30, 2000	(24 / 45, 2 TD, 0 Int)
391	Kurt Warner vs. Minnesota	Jan. 16, 2000	(27 / 33, 5 TD, 1 Int)
365	Kurt Warner @ New Orleans	Dec. 30, 2000	(24 / 40, 3 TD, 3 Int)
365	Kurt Warner vs. New England (SB XXXVI)	Feb. 3, 2002	(28 / 44, 1 TD, 2 Int)
<b>332</b>	<b>Marc Bulger vs. Carolina</b>	<b>Jan. 10, 2004</b>	<b>(27 / 46, 0 TD, 3 Int)</b>
315	Jim Everett @ New York Giants	Jan. 7, 1990	(25 / 44, 2 TD, 1 Int)
<b>313</b>	<b>Marc Bulger @ Seattle</b>	<b>Jan. 8, 2005</b>	<b>(18 / 32, 2 TD, 1 Int)</b>
312	Bob Waterfield @ Cleveland	Dec. 24, 1950	(18 / 31, 1 TD, 4 Int)

## RECEIVING

198	Tom Fears vs. Chicago	Dec. 17, 1950	(7 receptions, 3 TD)
<b>162</b>	<b>Isaac Bruce vs. Tennessee (SB XXXIV)</b>	<b>Jan. 30, 2000</b>	<b>(6 receptions, 1 TD)</b>
146	Tom Fears vs. Cleveland	Dec. 23, 1951	(4 receptions, 1 TD)
139	Harold Jackson @ Minnesota	Dec. 29, 1974	(3 receptions, 1 TD)
136	Tom Fears @ Cleveland	Dec. 24, 1950	(9 receptions, 0 TD)
<b>133</b>	<b>Isaac Bruce vs. Minnesota</b>	<b>Jan. 16, 2000</b>	<b>(4 receptions, 1 TD)</b>
128	Kevin Curtis @ Atlanta	Jan. 15, 2005	(7 receptions, 1 TD)
<b>127</b>	<b>Isaac Bruce @ New Orleans</b>	<b>Dec. 30, 2000</b>	<b>(7 receptions, 1 TD)</b>
125	Jim Benton vs. Washington	Dec. 16, 1945	(9 receptions, 1 TD)
125	Henry Ellard @ New York Giants	Dec. 7, 1990	(8 receptions, 0 TD)
117	Preston Qinnard @ Dallas	Dec. 28, 1980	(6 receptions, 1 TD)
116	Skeet Quinlan vs. Cleveland	Dec. 26, 1955	(5 receptions, 1 TD)
116	Harold Jackson @ Dallas	Dec. 19, 1976	(6 receptions, 0 TD)
<b>116</b>	<b>Isaac Bruce vs. Carolina</b>	<b>Jan. 10, 2004</b>	<b>(7 receptions, 0 TD)</b>
<b>109</b>	<b>Torry Holt vs. Tennessee (SB XXXIV)</b>	<b>Jan. 30, 2000</b>	<b>(7 receptions, 1 TD)</b>
108	Ron Jessie vs. Minnesota	Dec. 31, 1978	(6 receptions, 1 TD)
<b>108</b>	<b>Torry Holt @ Seattle</b>	<b>Jan. 8, 2005</b>	<b>(6 receptions, 1 TD)</b>
107	Kevin Curtis @ Seattle	Jan. 8, 2005	(4 receptions, 0 TD)
100	Ricky Proehl vs. Tampa Bay	Jan. 23, 2000	(6 receptions, 1 TD)

## CAREER 100-YARD RUSHING PLAYOFF GAMES

No.	Player	Team W-L
3	Eric Dickerson	1-2
3	Lawrence McCutcheon	1-2
2	Cullen Bryant	2-0
1	Greg Bell	0-1
1	Marshall Faulk	1-0
1	Jim Gillette	1-0

## CAREER 300 YARD PASSING GAMES

No.	Player	Team W-L
4	Kurt Warner	2-2
<b>2</b>	<b>Marc Bulger</b>	<b>1-1</b>
1	Jim Everett	1-0
1	Bob Waterfield	1-0

## CAREER 100 YARD RECEIVING GAMES

No.	Player	Team	W-L
4	<b>Isaac Bruce</b> .....		<b>2-2</b>
3	Tom Fears .....		2-1
2	Kevin Curtis .....		1-1
2	<b>Torry Holt</b> .....		<b>2-0</b>
2	Harold Jackson .....		1-1
1	Jim Benton .....		1-0
1	Preston Dennard .....		0-1
1	Henry Ellard .....		1-0
1	Ricky Proehl .....		1-0
1	Skeet Quinlan .....		0-1

## RAMS LONGEST PLAYS/PLAYOFFS

### RUSHING

65	Eric Dickerson @ Washington .....	Dec. 28, 1986
55	Eric Dickerson vs. Dallas .....	Jan. 4, 1986 (TD)
54	Greg Bell, @ Philadelphia .....	Dec. 31, 1989
47	Skeet Quinlan @ Detroit .....	Dec. 21, 1952
39	Wendell Tyler vs. Pittsburgh .....	Jan. 20, 1980
38	Marshall Faulk vs. Green Bay .....	Jan. 20, 2002
35	Wendell Tyler vs. Dallas .....	Dec. 30, 1979
31	Marshall Faulk vs. Philadelphia .....	Jan. 27, 2002

### PASSING

82	Bob Waterfield to Glenn Davis @ Cleveland.....	Dec. 24, 1950 (TD)
77	Kurt Warner to Isaac Bruce vs. Minnesota.....	Jan. 16, 2000 (TD)
73	Norm Van Brocklin to Tom Fears vs. Cleveland .....	Dec. 23, 1951 (TD)
73	James Harris to Harold Jackson @ Minnesota .....	Dec. 29, 1974 (TD)
73	Kurt Warner to Isaac Bruce vs. Tennessee (SB XXXIV) .....	Jan. 16, 2000 (TD)
68	Bob Waterfield to Tom Fears vs. Chicago .....	Dec. 17, 1950 (TD)
67	Norm Van Brocklin to Skeet Quinlan vs. Cleveland.....	Dec. 26, 1955
66	Ron Jaworski to Harold Jackson vs. St. Louis.....	Dec. 29, 1975 (TD)
65	Vince Ferragamo to Willie Miller @ Dallas .....	Jan. 7, 1979

### PUNT RETURNS

65	Az-Zahir Hakim @ New Orleans .....	Dec. 30, 2000
57	Verda (V.T.) Smith @ Detroit .....	Dec. 21, 1952 (TD)
37	Eddie Brown @ Tampa Bay .....	Jan. 6, 1980
34	Az-Zahir Hakim vs. Minnesota.....	Jan. 16, 2000
32	Clifford Hicks @ Minnesota.....	Dec. 26, 1988
30	Jim Bertelsen @ Dallas .....	Dec. 23, 1973

### KICKOFF RETURNS

95	Tony Horne vs. Minnesota .....	Jan. 16, 2000 (TD)
46	Robert Delpino @ San Francisco.....	Jan. 14, 1990
43	Woodley Lewis vs. Cleveland .....	Dec. 26, 1955
43	Yo Murphy vs. Philadelphia.....	Jan. 27, 2002
41	Cullen Bryant @ Dallas .....	Dec. 23, 1973
38	Ron Brown @ New York Giants.....	Jan. 7, 1990
38	Yo Murphy vs. New England (SB XXXVI) .....	Feb. 3, 2002
37	Henry Ellard @ Washington .....	Jan. 1, 1984
36	Tony Horne vs. Minnesota .....	Jan. 16, 2000

### INTERCEPTION RETURNS


94	LeRoy Irvin @ Dallas .....	Dec. 26, 1983
65	Bill Simpson vs. St. Louis .....	Dec. 27, 1975 (TD)
59	Isiah Robertson @ Dallas .....	Dec. 23, 1973 (TD)
47	Jack Youngblood vs. St. Louis.....	Dec. 27, 1975 (TD)



Hall of Fame T Jackie Slater played 259 games for the Rams, the most in franchise history.



RB Marshall Faulk scored more touchdowns in one season (26) than any other Ram player.



K Jeff Wilkins holds the Rams record for most points in a career (1,126).



QB Dieter Brock completed 218 passes in his first season as a Ram in 1985, the most completions by a rookie in Rams' history.



Hall of Famer Eric Dickerson holds the Rams' record for most 100-yard rushing games in a career (38).

HISTORY



*Los Angeles*

RAMS

OFFICIAL PROGRAM



NOVEMBER 10, 1946 ★ PRICE 25c



# COACHING HISTORY

(Including Playoff Games)

COACH	YEARS	WON	LOST	TIED	WIN PCT	RAMS PTS	OPP PTS
Hugo Bezdek	1937-38~	1	13	0	.071	111	277
Art Lewis	1938	4	4	0	.500	95	145
Earl (Dutch) Clark	1939-42	16	26	2	.386	632	806
Aldo (Buff) Donelli	1944	4	6	0	.400	188	224
Adam Walsh	1945-46	16	5	1	.750	521	393
Bob Snyder	1947	6	6	0	.500	259	214
Clark Shaughnessy	1948-49	14	8	3	.620	687	508
Joe Stydahar	1950-52^	19	9	0	.679	854	570
Hampton Pool	1952-54	23	11	2	.636	1,029	755
Sid Gillman	1955-59	28	32	1	.467	1,444	1,409
Bob Waterfield	1960-62#	9	24	1	.279	664	811
Harland Svare	1962-65	14	31	3	.323	846	1,167
George Allen	1966-70	49	19	4	.708	1,644	1,053
Tommy Prothro	1971-72	14	12	2	.536	604	546
Chuck Knox	1973-77	57	20	1	.737	1,616	830
Ray Malavasi	1978-82	43	36	0	.548	1,566	1,444
John Robinson	1983-91	79	74	0	.556	3,216	3,209
Chuck Knox	1992-94	15	33	0	.313	820	1,115
Rich Brooks	1995-96	13	19	0	.406	595	710
Dick Vermeil	1997-99	25	26	0	.490	1,193	1,038
Mike Martz	2000-05<	56	36	0	.609	2,344	2,042
Joe Vitt	2005	4	7	0	.364	235	281
Scott Linehan	2006	8	8	0	.500	367	381
<b>TOTAL</b>	<b>1937-2006</b>	<b>517</b>	<b>465</b>	<b>20</b>	<b>.516</b>	<b>21,530</b>	<b>19,928</b>

\* ties count as half game won, half game lost

~ Bezdek was replaced by Lewis after three games in 1938

^ Stydahar was replaced by Pool after one game in 1952

# Waterfield was replaced by Svare after eight games in 1962

< Martz was replaced by Vitt after five games in 2005



Head Coach Scott Linehan cheers on his team's 20-0 shutout victory over the Raiders on December 17, 2006 at Oakland.

# 70 YEARS OF RAMS FOOTBALL



2005 (6-10) 2ND, NFC WEST

COACH: MIKE MARTZ (5)

JOE VITT (11)

DATE	W/L	Score	Opponent	Attend.
9/11	L	25-28	@ San Francisco	(67,918)
9/18	W	17-12	@ Arizona	(45,160)
9/25	W	31-27	TENNESSEE	(65,835)
10/2	L	24-44	@ New York Giants	(78,453)
10/9	L	31-37	SEATTLE	(65,707)
10/17	W	28-45	@ Indianapolis	(57,307)
10/23	W	28-17	NEW ORLEANS	(64,586)
10/30	W	24-21	JACKSONVILLE	(65,251)
11/13	L	16-31	@ Seattle	(67,192)
11/20	L	28-38	ARIZONA	(65,750)
11/27	W	33-27	@ Houston (OT)	(70,010)
12/4	L	9-24	WASHINGTON	(65,701)
12/11	L	13-27	@ Minnesota	(64,005)
12/18	L	16-17	PHILADELPHIA	(65,382)
12/24	L	20-24	SAN FRANCISCO	(65,473)
1/7/06	W	20-10	@ Dallas	(63,131)

RAMS		OPP.	
<b>Total First Downs</b>	<b>314</b>	<b>321</b>	
Rushing	82	116	
Passing	209	178	
Penalty	23	27	
3rd Down Eff.	77-211 36.5%	80-199-40 27%	
4th Down Eff.	14-21 66.7%	2-9 22.2%	
<b>Time of Poss.</b>	<b>30:14</b>	<b>29:46</b>	
<b>Total Net Yards</b>	<b>5571</b>	<b>5602</b>	
Avg. Per Game	348.2	350.1	
Total Plays	1025	1007	
Avg. Per Play	5.4	5.6	
<b>Net Yards Rushing</b>	<b>1535</b>	<b>2178</b>	
Avg. Per Game	95.9	136.1	
Total Rushes	380	459	
<b>Net Yards Passing</b>	<b>4036</b>	<b>3424</b>	
Avg. Per Game	252.3	214.0	
Sacked/Yards Lost	46/315	41/195	
Gross Yards	4351	3619	
Att-Comp-Int	599-392-24	507-314-13	
Completion Pct.	65.4%	61.9%	
<b>Punts/Average</b>	<b>73/41.2</b>	<b>68/40.0</b>	
Net Avg.	33.9	36.0	
<b>Penalties/Yards</b>	<b>131/941</b>	<b>117/1066</b>	
<b>Fumbles/Ball Lost</b>	<b>24/13</b>	<b>27/14</b>	
<b>Touchdowns</b>	<b>40</b>	<b>50</b>	
Rushing	13	22	
Passing	23	26	
Returns	4	2	

Score by Periods	1	2	3	4	OT	T
Rams	67	123	54	113	6	363
Opponents	110	124	92	103	0	429

Scoring	TD	Ru	Pa	Rt	PAT	FG	S	Pts
Wilkins	0	0	0	0	36	36	27	31
S. Jackson	10	0	0	0	0	0	0	60
Holt	0	9	0	0	0	0	0	54
Curtis	7	1	6	0	0	0	0	42
Bruce	3	0	3	0	0	0	0	18
Fitzpatrick	2	2	0	0	0	0	0	12
M. Faulk	1	0	1	0	0	0	1	8
Harris	1	0	0	0	0	0	0	6
Johnson	1	0	0	1	0	0	0	6
Manumaleuna	1	0	1	0	0	0	0	6
Archuleta	1	0	0	1	0	0	0	6
Cason	1	0	0	0	0	0	0	6
Cleveland	1	0	0	1	0	0	0	6
Chillar	1	0	0	1	0	0	0	6
Furray	1	0	1	0	0	0	0	6
<b>Rams</b>	<b>40</b>	<b>13</b>	<b>23</b>	<b>4</b>	<b>36</b>	<b>36</b>	<b>27</b>	<b>31</b>
<b>Opponents</b>	<b>50</b>	<b>22</b>	<b>26</b>	<b>2</b>	<b>49</b>	<b>49</b>	<b>26</b>	<b>33</b>

Two Point Conversions:	Rams	2-3	Opp.	1-1
Sacks - Little 9.5, Hargrove 6.5, Archuleta 3.5, Green 3.0, Kennedy 3.0, T. Jackson 2.5, Ivy 2.0, Pickett 2.0, Coakley 2.0, Tinoisamoa 1.5, Lewis 1.0, Atogwe 1.0, Claiborne 0.5; Rams 38.0, Opp 46.0				

### Usual Starters

WR	Holt (14)	LE	Little (14)
LT	Pace (16)	NT	Pickett (16)
LG	Terrill (10)	DT	Kennedy (9)
C	McCullum (16)	RE	Hargrove (15)
RT	Timmerman (16)	WLB	Coakley (9)
RG	Baron (11)	MLB	Claiborne (7)
TE	Manumaleuna (16)	SLB	Tinoisamoa (15)
WR	Bruce (10)	LCB	Groce (15)
QB	Bulger (8)	RCB	T. Fisher (8)
			Bartell (7)
			Archuleta (14)
FB	Goodspeed (7)	SS	Furray (11)
RB	S. Jackson (15)	FS	

Passing	Att.	Comp.	Yds.	Pct.	Yds./Att.
Mark Bulger	287	192	2297	66.9%	8.0
Jamie Martin	177	124	1277	70.1%	7.2
Ryan Fitzpatrick	135	76	777	56.3%	5.8
<b>Rams</b>	<b>599</b>	<b>392</b>	<b>4351</b>	<b>65.4%</b>	<b>7.3</b>
<b>Opponents</b>	<b>507</b>	<b>314</b>	<b>3619</b>	<b>61.9%</b>	<b>7.1</b>

Rushing	No.	Yds.	Avg.	LG	TD
S. Jackson	254	1046	4.1	51	8
M. Faulk	295	292	4.5	14	0
Cason	10	65	6.5	20	1
Fitzpatrick	14	64	4.6	14	2
Bulger	9	29	3.2	9	0
Harris	13	21	1.6	10	1
McDonald	1	7	7.0	7	0
Martin	9	6	0.7	9	0
Curtis	1	5	5.0	5	0
Manumaleuna	1	2	2.0	2	0
Holt	1	2	2.0	2	0
Hedgecock	1	0	0.0	0	0
Wilkins	1	-4	-4.0	-4	0
<b>Rams</b>	<b>380</b>	<b>1535</b>	<b>4.0</b>	<b>51</b>	<b>13</b>
<b>Opponents</b>	<b>459</b>	<b>2178</b>	<b>4.7</b>	<b>73</b>	<b>22</b>

Receiving	No.	Yds.	Avg.	LG	TD
Holt	102	1331	13.0	44	9
Curtis	60	801	13.4	83	6
McDonald	46	523	11.4	31	0
M. Faulk	44	291	6.6	18	1
S. Jackson	43	320	7.4	27	2
Locker	23	257	10.3	23	3
Manumaleuna	13	129	9.9	33	1
Hedgecock	9	69	7.7	15	1
Cleeland	5	17	3.4	9	1
Harris	4	34	8.5	17	0
Williams	3	21	7.0	12	0
Robinson	1	28	28.0	28	0
Thompson	1	13	13.0	13	0
Cason	1	11	11.0	11	0
Bulger	1	1	1.0	1	0
<b>Rams</b>	<b>392</b>	<b>4351</b>	<b>11.1</b>	<b>83</b>	<b>23</b>
<b>Opponents</b>	<b>314</b>	<b>3619</b>	<b>11.5</b>	<b>52</b>	<b>26</b>

Interceptions	No.	Yds.	Avg.	LG	TD
Furrey	4	143	35.8	67	1
Tinoisamoa	2	35	17.5	20	0
Groce	1	85	85.0	85	1
Atogwe	1	42	42.0	42	0
Hawthorne	1	24	24.0	24	0
Ivy	1	19	19.0	19	0
Coakley	1	16	16.0	16	0
<b>Rams</b>	<b>13</b>	<b>364</b>	<b>28.0</b>	<b>85</b>	<b>2</b>
<b>Opponents</b>	<b>24</b>	<b>268</b>	<b>11.2</b>	<b>37</b>	<b>0</b>

Punting	No.	Yds.	Avg.	TB	In20	LG	Bkls.
Barker	50	2137	42.7	4	13	63	0
Hodges	22	836	38.0	1	0	55	0
Wilkins	1	35	35.0	0	0	35	0
<b>Rams</b>	<b>73</b>	<b>3008</b>	<b>41.2</b>	<b>6</b>	<b>16</b>	<b>63</b>	<b>0</b>
<b>Opponents</b>	<b>67</b>	<b>2722</b>	<b>40.0</b>	<b>5</b>	<b>18</b>	<b>55</b>	<b>1</b>

Punt Returns	No.	FC	Yds.	Avg.	LG	TD
Locker	8	2	69	8.6	17	0
McDonald	8	6	33	4.1	14	0
Allen	7	2	38	5.4	12	0
Furrey	4	2	28	7.0	13	0
Fair	3	6	7	2.3	8	0
Atogwe	1	0	0	0	0	0
<b>Rams</b>	<b>30</b>	<b>23</b>	<b>175</b>	<b>5.8</b>	<b>17</b>	<b>0</b>
<b>Opponents</b>	<b>39</b>	<b>14</b>	<b>410</b>	<b>10.5</b>	<b>17</b>	<b>1</b>

Kickoff Returns	No.	Yds.	Avg.	LG	TD
Locker	38	857	22.6	99	1
Allen	23	472	20.5	32	0
Fair	10	182	18.2	29	0
Cason	2	48	24.0	20	0
Harris	2	21	21.0	21	0
<b>Rams</b>	<b>74</b>	<b>1580</b>	<b>21.4</b>	<b>99</b>	<b>1</b>
<b>Opponents</b>	<b>70</b>	<b>1781</b>	<b>25.4</b>	<b>90</b>	<b>0</b>

Field Goals	1-19	20-29	30-39	40-49	50+	T
Wilkins	0-0	6-7	8-8	9-11	4-5	27-31
<b>Rams</b>	<b>0-0</b>	<b>6-7</b>	<b>8-8</b>	<b>9-11</b>	<b>4-5</b>	<b>27-31</b>
<b>Opponents</b>	<b>0-0</b>	<b>7-7</b>	<b>13-13</b>	<b>4-11</b>	<b>2-2</b>	<b>26-33</b>

Sacks	Yds.	LG	Sack/Lost	Rating
Wilkins (30G, 41G, 33G, 41G)(29G)(46G)(37G, 48M)(40G)(29G, 49G)(48M)(41G)(31G, 36G, 39G)(47G, 32G)(37G, 47G)(1)(51G, 23G)(26G, 53G, 28G)(50G, 51G)(49G, 27M, 53M, 20G)				
(1) 29G, 26G, 48G, 35G(41G, 39G)(38G, 32G, 23G)(34G, 44G, 28G)(48M, 22G)(45B, 22G)(49M, 44M)(31G)(32G, 33G, 51G)(39G, 46M, 35G)(45M, 38G)(37G, 44G)(31G)(56G)(22G, 47M)				

TD	TD%	Int	Int%	LG	Sack/Lost	Rating
14	4.9%	9	3.1%	57	26-188	94.4
15	2.8%	7	4.0%	83	11-78	83.5
16	3.0%	8	5.9%	56	9-49	58.2
<b>23</b>	<b>3.8%</b>	<b>24</b>	<b>4.0%</b>	<b>83</b>	<b>46-315</b>	<b>83.0</b>
<b>26</b>	<b>5.1%</b>	<b>13</b>	<b>2.6%</b>	<b>52</b>	<b>41-195</b>	<b>89.9</b>

HISTORY

# 2004 (8-8) 2ND, NFC WEST

# COACH: MIKE MARTZ

DATE	W/L	Score	Opponent	Attend.
9/12	W	17-10	ARIZONA	(65,538)
9/19	L	17-34	@ Atlanta	(70,882)
9/26	L	25-28	NEW ORLEANS, OT	(65,856)
10/3	W	24-14	@ San Francisco	(66,696)
10/10	W	33-27	@ Seattle	(66,940)
10/18	W	28-21	TAMPA BAY	(72,945)
10/24	L	14-31	@ Miami	(66,040)
11/7	L	22-40	NEW ENGLAND	(65,107)
11/14	W	23-12	SEATTLE	(66,044)
11/21	L	17-37	@ Buffalo	(72,393)
11/29	L	17-45	@ Green Bay	(70,385)
12/5	W	16-6	SAN FRANCISCO	(65,793)
12/12	L	7-20	@ Carolina	(73,306)
12/19	L	7-31	@ Arizona	(40,070)
12/27	W	20-7	PHILADELPHIA	(66,129)
1/2	W	32-29	NEW YORK JETS, OT	(65,877)
1/8	W	27-20	@ Seattle	(65,397)
1/15	L	17-47	@ Atlanta	(70,709)

	RAMS	OPP.
<b>First Downs</b> .....	321	311
Rushing.....	96	118
Passing.....	203	172
Penalty.....	22	21
3rd Down Eff.....	89-211 42.2%	76-209 36.4%
4th Down Eff.....	13-19 68.4%	12-17 70.6%
<b>Time of Poss. Avg.</b> .....	31:05	28:55
<b>Total Net Yards</b> .....	5877	5353
Avg./Game.....	367.3	334.6
Total Plays.....	1011	1006
Avg./Play.....	5.8	5.3
<b>Net Yards Rushing</b> .....	1624	2179
Avg./Game.....	101.5	136.2
Total Rushes.....	381	480
<b>Net Yards Passing</b> .....	4253	3174
Avg./Game.....	265.8	198.4
Sacked/Yards Lost.....	50/362	34/241
Gross Yards.....	4615	3415
Att.-Comp.-Int.....	580-372-22	492-292-6
Completion Pct.....	64.1	59.3
Yards/Attempt.....	7.9	7.1
Net Avg.....	68/34.0	71/37.6
<b>Penalties/Yards</b> .....	127/993	109/827
<b>Fumbles/Ball Lost</b> .....	27/17	18/9
<b>Touchdowns</b> .....	37	43
Rushing.....	11	13
Passing.....	23	24
Returns.....	3	6

Score by Periods	1	2	3	4	OT	T
Rams.....	69	115	40	86	9	-319
Opponents.....	78	127	90	94	3	392

Scoring	TD	Ru	Pa	Rt	PAT	FG	S	Pts
Wilkins.....	0	0	0	0	32-32	19-24	0	89
Holt.....	0	0	10	0	0-0	0-0	0	60
Bruce.....	6	0	6	0	0-0	0-0	0	36
M. Faulk.....	4	4	0	0	0-0	0-0	2	28
S.Jackson.....	4	3	0	0	0-0	0-0	1	26
McDonald.....	3	0	3	0	0-0	0-0	0	18
Bulger.....	3	3	0	0	0-0	0-0	0	18
Curtis.....	2	0	2	0	0-0	0-0	1	14
Little.....	2	0	0	2	0-0	0-0	0	12
Goodspeed.....	1	1	0	0	0-0	0-0	0	6
Manumaleuna.....	1	0	1	0	0-0	0-0	0	6
Archuleta.....	1	0	0	1	0-0	0-0	0	6
<b>Rams</b> .....	<b>37</b>	<b>11</b>	<b>23</b>	<b>3</b>	<b>32-32</b>	<b>19-24</b>	<b>4</b>	<b>319</b>
<b>Opponents</b> .....	<b>43</b>	<b>13</b>	<b>24</b>	<b>6</b>	<b>39-39</b>	<b>31-36</b>	<b>1</b>	<b>392</b>

**Two Point Conversions:** Rams 4-4, Opp. 1-4

**Sacks** - Fisher 8.5, Little 7.0, Lewis 5.0, T. Jackson 4.0, Archuleta 2.0, Pickett 2.0, Polley 2.0, Tinoisama 1.5, Hargrove 1.0, Flowers 1.0, RAMS: 34.0, Opponents: 50.0

### Usual Starters

WR	Holt (16)	LE	Little (16)
LT	Pace (16)	NT	Pickett (16)
LG	Nütten (6)	DT	Lewis (10)
C	McCollum (16)	RE	B. Fisher (14)
RG	Timmerman (16)	WLB	Tinoisama (16)
RT	G. Williams (11)	MLB	Thomas (11)
TE	Manumaleuna (16)	SLB	Polley (13)
WR	Bruce (16)	LCB	Butler (16)
QB	Bulger (14)	RCB	T. Fisher (10)
FB	Goodspeed (5)	FS	Archuleta (14)
RB	M. Faulk (14)	SS	A. Williams (9)

Passing	Att.	Comp.	Yds.	Pct.	Yds./Att.
Bulger.....	485	321	3964	66.2%	8.2
Chandler.....	62	35	463	56.5%	7.5
Martin.....	30	16	188	53.3%	6.3
Bruce.....	2	0	0	0.0%	0.0
Wilkins.....	1	0	0	0.0%	0.0
<b>Rams</b> .....	<b>580</b>	<b>372</b>	<b>4615</b>	<b>64.1%</b>	<b>6.9</b>
<b>Opponents</b> .....	<b>492</b>	<b>292</b>	<b>3415</b>	<b>59.3%</b>	<b>6.9</b>

Rushing	No.	Yds.	Avg.	LG	TD
M. Faulk.....	195	774	4.0	40	3
S. Jackson.....	134	673	5.0	48	4
Bulger.....	19	89	4.7	19t	3
Harris.....	20	63	3.2	14	0
Curtis.....	3	24	8.0	15	0
Goodspeed.....	3	6	2.0	2t	1
Chandler.....	1	2	2.0	2	0
McDonald.....	4	0	0.0	0	0
Cleland.....	1	-2	-2.0	-2	0
Wilkins.....	1	-5	-5.0	-5	0
<b>Rams</b> .....	<b>381</b>	<b>1624</b>	<b>4.3</b>	<b>48</b>	<b>11</b>
<b>Opponents</b> .....	<b>480</b>	<b>2179</b>	<b>4.5</b>	<b>42t</b>	<b>13</b>

Receiving	No.	Yds.	Avg.	LG	TD
Holt.....	94	1372	14.6	75t	10
Bruce.....	89	1292	14.5	56	6
M. Faulk.....	50	310	6.2	25	1
McDonald.....	37	494	13.4	52t	3
Curtis.....	32	421	13.2	41t	2
S. Jackson.....	19	189	9.9	28	0
Manumaleuna.....	15	174	11.6	48	1
Looker.....	13	183	14.1	29	0
Goodspeed.....	11	71	6.5	13	0
Cleland.....	7	57	8.1	15	0
Harris.....	4	44	11.0	21	0
Furry.....	1	8	8.0	8	0
<b>Rams</b> .....	<b>372</b>	<b>4615</b>	<b>12.4</b>	<b>75t</b>	<b>23</b>
<b>Opponents</b> .....	<b>292</b>	<b>3415</b>	<b>11.7</b>	<b>71t</b>	<b>24</b>

Interceptions	No.	Yds.	Avg.	LG	TD
Butler.....	5	15	3.0	10	0
T. Fisher.....	1	30	30.0	30	0
<b>Rams</b> .....	<b>6</b>	<b>45</b>	<b>7.5</b>	<b>30</b>	<b>0</b>
<b>Opponents</b> .....	<b>22</b>	<b>191</b>	<b>8.7</b>	<b>38t</b>	<b>1</b>

Punting	No.	Yds.	Avg.	TB	LG	Bk.
Landeta.....	40	1733	43.3	3	9	63
Stemke.....	28	1115	39.8	3	12	56
<b>Rams</b> .....	<b>68</b>	<b>2848</b>	<b>41.9</b>	<b>6</b>	<b>21</b>	<b>63</b>
<b>Opponents</b> .....	<b>71</b>	<b>3014</b>	<b>42.5</b>	<b>10</b>	<b>17</b>	<b>65</b>

Punt Returns	No.	FC	Yds.	Avg.	LG	TD
McDonald.....	30	18	143	4.8	39	0
<b>Rams</b> .....	<b>30</b>	<b>18</b>	<b>143</b>	<b>4.8</b>	<b>39</b>	<b>0</b>
<b>Opponents</b> .....	<b>35</b>	<b>17</b>	<b>416</b>	<b>11.9</b>	<b>86t</b>	<b>1</b>

Kickoff Returns	No.	Yds.	Avg.	LG	TD
Harris.....	47	951	20.2	29	0
Cason.....	14	310	22.1	31	0
Furry.....	8	157	19.6	23	0
S. Jackson.....	4	79	19.8	23	0
Anderson.....	4	79	17.8	25	0
Manumaleuna.....	2	13	6.5	13	0
Groce.....	1	15	15.0	15	0
Goodspeed.....	1	9	9.0	9	0
Flowers.....	1	0	0.0	0	0
M.Faulk.....	1	0	0.0	0	0
Coady.....	1	-1	-1.0	-1	0
<b>Rams</b> .....	<b>84</b>	<b>1604</b>	<b>19.1</b>	<b>31</b>	<b>0</b>
<b>Opponents</b> .....	<b>66</b>	<b>1680</b>	<b>25.5</b>	<b>94t</b>	<b>1</b>

Field Goals	1-19	20-29	30-39	40-49	50+	T
Wilkins.....	0/0	7/7	5/6	3/6	4/5	19/24
<b>Rams</b> .....	<b>0/0</b>	<b>7/7</b>	<b>5/6</b>	<b>3/6</b>	<b>4/5</b>	<b>19/24</b>
<b>Opponents</b> .....	<b>0/0</b>	<b>8/8</b>	<b>11/12</b>	<b>9/11</b>	<b>3/5</b>	<b>31/36</b>

**Wilkins**  
 (50G, 28G, 22G)(46G)(53G)(20G, 33N)(39G, 36G)(56N, 44N)(1)(36G, 47G, 23G)(41G)(42N, 34G)(29G, 52G, 52G) ( )  
 ( ) (44N, 28G, 29G)(31G)

**Opponents**  
 (22G)(35G, 25G)(52G, 53G, 39G, 51N, 38G, 31G)(1)(48G, 43N, 34G)(35N, 48N)(43G)(43G, 31G, 45G, 36G)(28G, 30G, 45G, 41G)(21G, 35G, 33G)(27G)(51G, 40G)(27G, 20G)(48G) ( )  
 (47G, 33G, 27G, 53N)

DATE	W/L	Score	Opponent	Attend.
9/7	L	13-23	@ New York Giants	(78,666)
9/14	W	27-24	SAN FRANCISCO, OT	(65,990)
9/21	L	23-24	@ Seattle	(65,841)
9/28	W	37-13	ARIZONA	(65,758)
10/13	W	36-0	ATLANTA	(66,075)
10/19	W	34-25	GREEN BAY	(66,201)
10/26	W	33-21	@ Pittsburgh	(62,655)
11/2	L	10-30	@ San Francisco	(67,812)
11/9	W	33-22	BALTIMORE	(66,085)
11/16	W	23-21	@ Chicago	(61,820)
11/23	W	30-27	@ Arizona, OT	(42,088)
11/30	W	48-17	MINNESOTA	(66,134)
12/7	W	26-20	@ Cleveland	(73,108)
12/14	W	27-22	SEATTLE	(66,152)
12/21	W	27-10	CINCINNATI	(66,061)
12/28	L	20-30	@ Detroit	(61,006)
1/10	L	23-29	CAROLINA, 2OT	(66,165)

	RAMS	OPP.
First Downs	335	272
Rushing	97	92
Passing	211	164
Penalty	27	16
3rd Down Eff.	92-216-42.6%	75-209-35.9%
4th Down Eff.	7-15-46.7%	9-21-42.9%
Time of Poss. Avg.	31:53	28:07
Total Net Yards	5457	5052
Avg./Game	341.1	315.8
Total Plays	1,054	964
Avg./Play	5.2	5.2
Net Yards Rushing	1,496	1,980
Avg./Game	93.5	123.8
Total Rushes	411	412
Net Yards Passing	3,961	3,072
Avg./Game	247.6	192.0
Sacked/Yds. Lost	43-326	42-291
Gross Yards	4,287	3,363
Att-Comp-Int	600-377-23	510-296-24
Comp. %	62.8	58.0
Punts/Avg. %	59-42.8	74-41.1
Net Avg.	32.9	34.6
Penalties/Yards	92-667	114-882
Fumbles/ Ball Lost	33-16	31-22
Touchdowns	47	39
Rushing	19	9
Passing	23	27
Returns	5	7

Score by Periods	1	2	3	4	OT	T
Rams	123	120	76	122	6	447
Opponents	67	117	82	62	0	328

Scoring	TD	Ru	Pa	Rt	PAT	FG	S	Pts
Wilkins	0	0	0	0	46-46	39-42	0	163
Holt	12	0	12	0	0	0	0	72
Faulk	11	10	1	0	0	0	0	66
Bruce	4	0	5	0	0	0	0	30
Bulger	4	4	0	0	0	0	0	24
Harris	4	4	0	0	0	0	0	24
Looker	3	0	3	0	0	0	0	18
T. Fisher	2	0	0	2	0	0	0	12
Manumaleuna	2	0	2	0	0	0	0	12
A. Williams	2	0	0	2	0	0	0	12
Archuleta	1	0	0	1	0	0	0	6
Gordon	1	0	0	0	0	0	0	6
Wistrotny	1	0	0	0	0	1	2	6
Rams	47	19	23	5	46-46	39-42	1	447
Opponents	39	9	23	7	35-36	19-21	1	328

Two Point Conversions: Rams 0-1, Opp. 0-3

Sacks - Little 12.5-88.5, Wistrotny 7.5-38.0, Jackson 5.5-35.0, Archuleta 5.0-36.0, Thomas 2.0-20.0, Tinoisamoa 2.0-17.0, Young 2.0-15.5, B. Fisher 2.0-9.0, A. Williams 1.0-6.0, Pickett 1.0-6.0, Duncan 1.0-5.0, Lewis 0.5-6.0; TEAM 42.0-291.0, Opp. 43.0-326.0

Usual Starters

WR	Holt (15)	LE	Little (12)
LT	Pace (16)	NT	Pickett (13)
LG	McCollum (16)	DT	Young (9)
RG	Wohlabaugh (16)	RE	Wistrotny (16)
RT	Turley (16)	MLB	Polley (13)
TE	Manumaleuna (15)	SLB	Thomas (8)
WR	Bruce (15)	LCB	Butler (15)
QB	Bulger (15)	RCB	T. Fisher (15)
FB	Goodspeed (4)	SS	Archuleta (13)
RB	Faulk (11)	FS	A. Williams (15)

Rushing	No.	Yds.	Avg.	LG	TD
Faulk	209	818	3.9	52	10
Gordon	71	298	4.2	20	1
Harris	85	255	3.0	18	4
Bulger	29	75	2.6	28	4
Bruce	2	17	8.5	14	0
Manumaleuna	2	13	6.5	8	0
McDonald	2	7	3.5	5	0
Wilkins	1	7	7.0	7	0
Furrey	3	5	1.7	2	0
Holt	1	5	5.0	5	0
Warner	1	0	0.0	0	0
Massey	1	-1	-1.0	-1	0
Cleveland	1	-5	-2.5	0	0
Rams	411	1496	3.6	52	19
Opponents	412	1980	4.8	767	9

Receiving	No.	Yds.	Avg.	LG	TD
Holt	117	1696	14.5	48	12
Bruce	69	981	14.2	41	5
Looker	47	495	10.5	41	3
Faulk	45	290	6.4	30	1
Manumaleuna	29	238	8.2	39	2
Furrey	20	189	9.5	24	0
Harris	15	102	6.8	26	0
Cleveland	10	145	14.5	29	0
McDonald	10	62	6.2	13	0
Gordon	8	59	7.4	21	0
Curtis	4	13	3.3	8	0
St. Clair	1	18	18.0	18	0
Nead	1	6	6.0	6	0
Timmerman	1	-7	-7.0	-7	0
Goodspeed	0	0	---	0	0
Rams	377	4287	11.4	48	23
Opponents	296	3363	11.4	77	23

Interceptions	No.	Yds.	Avg.	LG	TD
T. Fisher	4	205	51.3	747	2
A. Williams	4	82	20.5	467	1
Butler	4	72	18.0	45	0
Polley	4	32	8.0	22	0
Tinoisamoa	3	46	15.3	29	0
Little	1	28	28.0	28	0
Archuleta	1	22	22.0	22	0
Jackson	1	11	11.0	11	0
Groce	1	7	7.0	7	0
Duncan	1	0	0.0	0	0
Rams	24	505	21.0	747	3
Opponents	23	300	13.0	707	1

Punting	No.	Yds.	Avg.	TB	In20	LG	Bk.
Landeta	59	2525	42.8	5	14	57	0
Rams	59	2525	42.8	5	14	57	0
Opponents	74	3061	41.4	8	19	61	2

Punt Returns	No.	FC	Yds.	Avg.	LG	TD
Groce	19	3	185	7.1	19	0
Furrey	11	7	119	10.8	28	0
Harris	7	0	36	5.1	13	0
Looker	2	1	47	23.5	44	0
Rams	39	11	337	8.6	44	0
Opponents	32	12	484	15.1	847	2

Kickoff Returns	No.	Yds.	Avg.	LG	TD
Harris	51	1175	23.0	42	0
Furrey	7	140	20.0	27	0
Reynolds	6	109	18.2	25	0
Nead	2	27	13.5	20	0
Coady	1	0	0.0	0	0
Goodspeed	1	1	1.0	1	0
Groce	1	33	33.0	25	0
St. Clair	1	3	3.0	3	0
Cleveland	0	0	---	---	0
Rams	70	1488	21.3	42	0
Opponents	83	1985	23.9	1007	2

Field Goals	1-19	20-29	30-39	40-49	50+	T
Wilkins	0-0	16-16	11-13	8-9	4-4	39-42
Rams	0-0	16-16	11-13	8-9	4-4	39-42
Opponents	0-0	5-5	7-9	6-7	1-3	19-24

Wilkins (39G,28G)(29G, 28G)(28G, 33G, 33G) (24G, 53G, 31G, 39N)(28G, 38G)(39G, 43G)(47N, 20G, 22G)(39G)(49G, 46G, 48G, 27G)(41G, 44G, 31G)(29G, 24G, 49G)(28G, 51G)(28G, 26G, 29G, 37G, 39N)(33G, 46G)(26G, 50G)(51G, 36G)

Opponents (36G,47G,44G)(35G, 43N)(36G, 35N) (60B)(33G)( 144G, 53N)(41G, 25G, 41G)(34N)(22G, 27G)(28G)( ) (31G, 38G)(48G)(39G, 38G, 50G)

Passing	Att.	Comp.	Yds.	Pct.	Yds./Att.	TD	TD%	Int.	Int%	LG	Sack/Lost	Rating
Bulger	532	336	3845	63.2	7.23	22	4.1	22	4.1	48	6-38	81.4
Warner	65	38	365	58.5	5.62	1	1.5	1	1.5	37	6-38	72.9
Bruce	2	2	66	100.0	33.00	0	0.0	0	0.0	41	0-0	118.8
Looker	1	1	11	100.0	11.00	0	0.0	0	0.0	11	0-0	112.5
Rams	600	377	4287	62.8	7.15	23	3.8	23	3.8	48	43-326	81.0
Opponents	510	296	3363	58.0	6.59	23	4.5	24	4.7	77	42-291	73.3

# 2002 (7-9) 2ND, NFC WEST

COACH: MIKE MARTZ

DATE	W/L	Score	Opponent	Attend.
9/8	L	16-23	@ Denver	(75,710)
9/15	L	21-26	NEW YORK GIANTS	(65,932)
9/22	L	14-26	@ Tampa Bay	(65,652)
9/29	L	10-13	DALLAS	(67,853)
10/6	L	13-37	@ San Francisco	(66,165)
10/13	W	28-13	OAKLAND	(66,070)
10/20	W	37-20	SEATTLE	(65,931)
11/3	W	27-14	@ Arizona	(47,819)
11/10	W	28-24	SAN DIEGO	(66,093)
11/18	W	21-16	CHICAGO	(66,250)
11/24	L	17-20	@ Washington	(69,222)
12/1	L	3-10	@ Philadelphia	(65,552)
12/8	L	10-49	@ Kansas City	(78,601)
12/15	W	30-28	ARIZONA	(65,939)
12/22	L	10-30	@ Seattle	(63,953)
12/30	W	13-20	SAN FRANCISCO	(66,118)

RAMS		OPP.	
First Downs	315	282	
Rushing	76	105	
Passing	219	148	
Penalty	20	29	
3rd Down Eff.	81-206-39.3%	71-197-36.0%	
4th Down Eff.	6-10-60.0%	5-13-38.5%	
Time of Poss.	30:38	29:22	
Total Net Yards	5559	5025	
Avg./Game	347.4	314.1	
Total Plays	1024	944	
Avg./Play	5.4	5.3	
Net Yards Rushing	1405	1816	
Avg./Game	87.8	112.5	
Total Rushes	343	445	
Net Yards Passing	4154	3209	
Avg./Game	259.6	200.6	
Sacked/Yds. Lost	46-326	38-240	
Gross Yards	4480	3449	
Att-Comp-Int	635-408-27	461-292-12	
Comp. %	64.3	63.3	
Punts/Avg.	72-41.9	70-41.0	
Net Avg.	32.7	33.3	
Penalties/Yards	120-919	99-755	
Fumbles/Ball Lost	29-16	32-14	
Touchdowns	37	42	
Rushing	11	15	
Passing	24	15	
Returns	2	12	

Score by Periods	1	2	3	4	T
Rams	65	80	47	124	316
Opponents	64	152	57	96	369

Scoring	TD	Ru	Pa	Rt	PT	FG	S	Pts
Wilkins	0	0	0	37-37	19-25	0	94	
Faulk	10	8	2	0-0	0-0	0	60	
Bruce	7	0	7	0-0	0-0	0	42	
Holt	4	0	4	0-0	0-0	0	24	
Proehl	4	0	4	0-0	0-0	0	24	
Conwell	3	1	2	0-0	0-0	0	18	
Gordon	3	1	2	0-0	0-0	0	18	
Bly	2	0	0	2-0	0-0	0	12	
Edwards	2	0	2	0-0	0-0	0	12	
Bulger	1	1	0	0-0	0-0	0	6	
Manumaleuna	1	0	1	0-0	0-0	0	6	
Rams	37	11	24	2	37-37	19-25	0	316
Opponents	42	15	15	12	39-39	26-30	0	369

**Sacks** - Little 12.0-79.0, Wistrom 4.5-30.0, Zgonina 4.0-29.0, Lewis 4.0-29.0, Jackson 3.5-26.0, Whitley 3.0-19.0, Archuleta 2.5-15.5, Young 2.0-8.0, Bly 1.0-10.0, Team 1.0-3.0, Pickett 0.5-0.5; **TEAM** 38.0-240.0; Opp. 46.0-326.0

Usual Starters		Little (15)	
WR	Holt (12)	LE	Young (14)
LT	Pace (11)	LDT	Young (14)
LG	Nütten (11)	RDT	Zgonina (16)
C	McCollum (16)	RE	Wistrom (14)
RG	Timmerman (13)	LLB	Thomas (7)
RT	St. Clair (13)	MLB	Duncan (12)
TE	Conwell (11)	RLB	Polley (10)
WR	Bruce (16)	CB	T. Fisher (9)
QB	Bulger (7)	CB	Bly (16)
FB	Hodgins (8)	SS	Archuleta (16)
RB	Faulk (10)	FS	Herring (16)

Passing	Att.	Comp.	Yds.	Pct.	Yds./Att.	TD	TD%	Int.	Int%	LG	Sack/Lost	Rating
Warner	220	144	1431	65.5	6.50	3	1.4	11	5.0	43	21-130	67.4
Bulger	214	138	1826	64.5	8.53	14	6.5	6	2.8	58	12-102	101.5
Martin	95	124	1216	63.6	6.24	4	3.6	10	5.1	33	10-77	71.7
Covington	5	2	7	40.0	1.40	0	0.0	0	0.0	4	2-16	47.9
Proehl	1	0	0	0.0	0.00	0	0.0	0	0.0	0	1-1	39.6
Rams	635	408	4480	64.3	7.06	24	3.8	27	4.3	58	46-326	79.9
Opponents	461	292	3449	63.3	7.48	15	3.3	12	2.6	83	38-240	86.0

Rushing	No.	Yds.	Avg.	LG	TD
Faulk	212	953	4.5	71	8
Gordon	65	228	3.5	29	1
T. Wilkins	6	56	9.3	18	0
Canidate	17	48	2.8	22	0
Warner	3	33	11.0	22	0
Conwell	6	30	5.0	15	0
Edwards	3	21	7.0	27	0
Bruce	3	18	6.0	13	0
Holt	2	18	9.0	14	0
Hodgins	3	7	2.3	5	0
Martin	3	0	0.0	0	0
Hetherington	0	0	0.0	0	0
Proehl	0	0	---	---	0
Bulger	12	-13	-1.1	11	1
Rams	343	1405	4.1	44	11
Opponents	445	1816	4.1	40	15

Receiving	No.	Yds.	Avg.	LG	TD
Holt	91	1302	14.3	58	4
Faulk	80	537	6.7	40	2
Bruce	79	1075	13.6	34	7
Proehl	43	466	10.8	33	4
Conwell	34	419	12.3	52	2
Gordon	30	278	9.3	25	2
Edwards	18	157	8.7	48	2
Hodgins	9	47	5.2	11	0
Manumaleuna	8	106	13.3	27	1
T. Wilkins	5	31	6.2	14	0
Murphy	5	23	4.6	8	0
Canidate	4	31	7.8	13	0
Bulger	1	3	3.0	3	0
Hetherington	1	2	2.0	2	0
Timmerman	0	3	---	3	0
Rams	408	4480	11.0	58	24
Opponents	292	3449	11.8	83	15

Interceptions	No.	Yds.	Avg.	LG	TD
Herring	3	38	12.7	36	0
Bly	2	0	0.0	0	0
T. Fisher	2	0	0.0	0	0
Davis	1	29	29.0	29	0
A. Williams	1	3	3.0	3	0
Archuleta	1	2	2.0	2	0
Wistrom	1	2	2.0	2	0
McCleon	1	0	0.0	0	0
Rams	12	74	6.2	36	0
Opponents	27	492	18.2	60	5

Punting	No.	Yds.	Avg.	TB	In20	LG	Bk.
Berger	72	3020	41.9	10	26	64	0
Rams	72	3020	41.9	10	26	64	0
Opponents	70	2868	41.0	8	19	63	0

Punt Returns	No.	FC	Yds.	Avg.	LG	TD
T. Wilkins	25	13	242	9.7	55	0
Bly	8	3	138	17.3	78	1
Rams	33	16	380	11.5	78	1
Opponents	34	10	463	13.6	86	1

Kickoff Returns	No.	Yds.	Avg.	LG	TD
T. Wilkins	47	1074	22.9	42	0
Edwards	10	211	21.1	32	0
Canidate	7	197	28.1	53	0
Gordon	6	104	17.3	30	0
Manumaleuna	3	30	10.0	15	0
Bly	1	5	5.0	5	0
Murphy	1	21	21.0	21	0
Rams	75	1642	21.9	53	0
Opponents	57	1354	23.8	97	2

Field Goals	1-19	20-29	30-39	40-49	50+	T
Wilkins	0-0	5-5	8-10	6-9	0-1	19-25
Rams	0-0	5-5	8-10	6-9	0-1	19-25
Opponents	1-1	4-4	13-15	7-9	1-1	26-30

**Wilkins** (41G, 43G, 39N, 39G, 35N)(X27G, 49N)(38G, 37G)(X31G, 45G, 47G)(47N, 24G, 42G)(X)(38G, 55N, 22G)(36G, 42N)(26G, 37G, 26G)(45G, 39G)  
**Opponents** (41G, 34G, 32G)(20G, 32G, 34G, 25G)(39G, 47G)(35G, 48G)(33G, 21G, 32G)(43G, 32G, 35N)(48N)(X)(41G)(37G, 48G, 50G)(40N, 34N)(31G)(X)(31G, 36G, 22G)(19G, 44G)

HISTORY

DATE	W/L	Score	Opponent	Attend.
9/9	W	20-17	@ Philadelphia, OT	(66,243)
9/23	W	30-26	@ San Francisco	(67,536)
9/30	W	42-10	MIAMI	(66,048)
10/8	W	35-0	@ Atlanta	(77,765)
10/14	W	15-14	NEW YORK GIANTS	(65,992)
10/21	W	34-14	@ New York Jets	(78,766)
10/28	L	31-34	NEW ORLEANS	(66,189)
11/11	W	48-14	CAROLINA	(66,609)
11/18	W	24-17	@ New England	(60,292)
11/26	L	17-24	TAMPA BAY	(66,198)
12/2	W	35-6	@ Atlanta	(69,787)
12/9	W	17-14	SAN FRANCISCO	(66,218)
12/17	W	34-21	@ New Orleans	(70,332)
12/23	W	38-32	@ Carolina	(72,438)
12/30	W	42-17	INDIANAPOLIS	(66,084)
1/6	W	31-13	ATLANTA	(66,033)
1/20*	W	45-17	GREEN BAY	(66,338)
1/27**	W	29-24	PHILADELPHIA	(66,502)
2/3***	L	17-20	vs. New England (SB XXXVI)	(72,922)

	RAMS	OPP.
First Downs	357	256
Rushing	104	77
Passing	236	153
Penalty	17	26
3rd Down Eff.	96-192-50.0%	69-209-33.0%
4th Down Eff.	8-11-72.7%	11-23-47.8%
Time of Poss. Avg.	31:45	28:15
Total Net Yards	6690	4471
Avg./Game	418.1	279.4
Total Plays	1007	952
Avg./Play	6.6	4.7
Net Yards Rushing	2027	1374
Avg./Game	126.7	85.9
Total Rushes	416	366
Net Yards Passing	4663	3097
Avg./Game	291.4	193.6
Sacked/Yds. Lost	40-240	45-251
Cross Yards	4903	3348
Att-Comp-Int	551-379-22	541-314-21
Comp. %	68.8	58.0
Punts/Avg.	43-42.1	79-42.0
Net Avg.	34.9	34.9
Penalties/Yards	7-107-847	100-830
Fumbles/Ball Lost	38-22	21-13
Touchdowns	62	31
Rushing	20	11
Passing	37	16
Returns	5	5

Score by Periods	1	2	3	4	OT	T
Rams	140	165	103	92	3	503
Opponents	51	85	66	71	0	273

Scoring	TD	Ru	Pa	Rt	PAT	FG	S	Pts
Faulk	21	12	9	0	0-0	0-0	0	128
Wilkins	0	0	0	0	58-58	23-29	0	127
Holt	0	0	0	0	0-0	0-0	0	42
Bruce	6	6	6	0	0-0	0-0	0	36
Canidate	6	6	0	0	0-0	0-0	0	36
Proehl	5	5	0	0	0-0	0-0	0	32
Conwell	5	1	4	0	0-0	0-0	0	30
Hakim	3	0	3	0	0-0	0-0	0	18
Bly	2	0	0	2	0-0	0-0	0	12
A. Williams	2	0	0	2	0-0	0-0	0	12
Hodgins	1	0	1	0	0-0	0-0	0	6
Holcombe	1	0	0	0	0-0	0-0	0	6
Manumaleuna	1	0	1	0	0-0	0-0	0	6
McCleone	1	0	0	1	0-0	0-0	0	6
Robinson	1	0	0	0	0-0	0-0	0	6
Rams	62	20	37	5	58-58	23-29	0	503
Opponents	31	11	16	4	27-27	20-26	0	273

Two Point Conversions: Faulk, Proehl, Rams 2-4, Opp. 0-4  
 Sacks - Little 14.5-88.5, Wistrom 9.0-35.5, Young 6.5-34, Fletcher 4.5-33, T. Jackson 3.0-25, Ahanotu 2.0-11, Archuleta 2.0-10, Moran 2.0-10, Coady 1.0-4, Pickett 0.5-0. TEAM 45.0-251, Opp. 40.0-240

Usual Starters			
WR	Holt (14)	LE	Ahanotu (16)
LT	Pace (16)	LDT	Young (16)
LG	Nütten (14)	RDT	Zgonina (13)
C	McCullum (16)	RE	Wistrom (15)
RG	Timmerman (16)	RE	D. Davis (8)
RT	Tucker (15)	MLB	Polley (7)
TE	Conwell (13)	MLB	Fletcher (16)
WR	Bruce (16)	RLB	Fields (12)
QB	Warner (16)	CB	A. Williams (16)
FB	Hodgins (10)	CB	McCleone (13)
RB	Faulk (14)	SS	Archuleta (12)
		FS	Herring (13)

Passing	Att.	Comp.	Yds.	Pct.	Yds./Att.
Warner	546	375	4830	68.7	8.85
Martin	3	3	44	100.0	7.33
Faulk	1	0	0	0.00	0.00
Hakim	1	0	51	100.0	51.0
Rams	551	379	4903	68.8	8.90
Opponents	541	314	3348	58.0	6.19

Rushing	No.	Yds.	Avg.	LG	TD
Faulk	260	1382	5.3	71	12
Canidate	78	441	5.7	45	6
Warner	28	60	2.1	23	0
Hakim	11	50	4.5	12	0
Holcombe	13	42	3.2	11	1
Conwell	7	28	4.0	13	1
Bruce	4	23	5.8	10	0
Hodgins	2	5	2.5	9	0
Proehl	1	5	5.0	5	0
Baker	1	0	0.0	0	0
Holt	2	0	0.0	0	0
Watson	1	0	0.0	0	0
Martin	8	-9	-1.1	-1	0
Rams	416	2027	4.9	71	21
Opponents	366	1374	3.8	30	11

Receiving	No.	Yds.	Avg.	LG	TD
Faulk	83	765	9.2	65	9
Holt	81	1363	16.8	51	7
Bruce	64	1106	17.3	51	6
Hakim	39	563	14.1	37	5
Conwell	38	374	9.6	33	3
Canidate	17	154	9.1	29	0
Robinson	11	108	9.8	26	1
Hodgins	11	24	2.2	11	1
Holcombe	14	14.0	1.0	11	0
Manumaleuna	1	1.0	1.0	1	1
Rams	379	4903	12.9	65	37
Opponents	314	3348	10.7	49	16

Interceptions	No.	Yds.	Avg.	LG	TD
Bly	6	150	25.0	93	2
A. Williams	4	69	17.3	42	2
McCleone	4	66	16.5	43	0
Fletcher	2	18	9.0	18	0
Wistrom	2	-4	-2.0	0	0
Young	1	30	30.0	30	0
Fields	1	25	25.0	25	0
Herring	1	15	15.0	15	0
Rams	21	369	17.6	93	4
Opponents	22	307	14.0	52	1

Punting	No.	Yds.	Avg.	LG	Bk.
Baker	43	1809	42.1	7	9
Rams	43	1809	42.1	7	9
Opponents	79	3317	42.0	8	17

Punt Returns	No.	FC	Yds.	Avg.	LG	TD
Hakim	36	12	330	9.2	32	0
Bly	7	6	71	10.1	32	0
Bruce	0	0	-1	-1	-1	0
Rams	43	18	400	9.3	32	0
Opponents	17	6	167	9.8	19	0

Kickoff Returns	No.	Yds.	Avg.	LG	TD
Canidate	36	748	20.8	40	0
Murphy	8	174	21.8	29	0
Bly	6	128	21.3	32	0
Cason	4	73	18.3	26	0
Archuleta	1	0	0.0	0	0
Rams	55	1123	20.4	40	0
Opponents	86	2194	25.5	99	2

Field Goals	1-19	20-29	30-39	40-49	50+	T
Wilkins	0-0	11-11	5-5	6-12	1-1	23-29
Rams	0-0	11-11	5-5	6-12	1-1	23-29
Opponents	0-0	6-7	6-6	6-8	2-5	20-26

Wilkins (20G,26G)(44G,40G,25G)(1)(28G,33G,25G)(47G,24G)(40N,54G)(25G,35G)(42N,35G)(44G,42G,24G)(45N)(22G,39G)(43G,27G)(45N,33G,45N)(1)(24G,42N)  
 Opponents (50G)(52G,33G)(26G)(1)(51N)(1)(33G,44G,44G,23G,27G)(53N)(33G)(25N,36G)(41G,50N,24G,44N)(1)(47N,22G,29G,30G,46G)(48G)(49G,33G)

TD	TD%	Int.	Int%	LG	Sack/Lost	Rating
36	6.6	22	4.0	65	38-233	101.1
36	6.6	22	4.0	65	38-233	97.2
37	6.7	22	4.0	65	40-240	102.2
16	3.0	21	3.9	49	45-251	69.9

# 2000 (10-6) 2ND, NFC WEST

**COACH: MIKE MARTZ**

DATE	W/L	Score	Opponent	Attend.
9/4	W	41-36	DENVER	(65,956)
9/10	W	37-34	@ Seattle	(64,869)
9/17	W	41-24	SAN FRANCISCO	(65,945)
9/24	W	41-20	@ Atlanta	(58,761)
10/1	W	57-31	SAN DIEGO	(66,010)
10/15	W	45-29	ATLANTA	(66,019)
10/22	L	34-54	@ Kansas City	(79,142)
10/29	W	34-24	@ San Francisco	(73,224)
11/5	L	24-27	CAROLINA	(66,048)
11/12	W	38-24	@ New York Giants	(78,174)
11/20	L	20-33	WASHINGTON	(66,087)
11/26	L	24-31	NEW ORLEANS	(66,064)
12/3	L	3-16	@ Carolina	(73,358)
12/10	W	40-29	MINNESOTA	(66,273)
12/18	L	35-38	@ Tampa Bay	(65,653)
12/24	W	26-21	@ New Orleans	(64,900)
12/30	L	28-31	@ New Orleans	(64,900)

Rushing	No.	Yds.	Avg.	LG	TD
Faulk	253	1359	5.4	38	18
Watson	54	249	4.6	49	4
Holcombe	21	70	3.3	11	3
Green	20	69	3.5	18	1
Conwell	2	23	11.5	17	0
Hakim	2	19	9.5	5	0
Warner	3	17	5.7	11	0
Bruce	1	11	11.0	11	0
Holt	2	7	3.5	7	0
Canidate	3	6	2.0	3	0
Horne	2	6	3.0	9	0
Lyle	1	4	4.0	4	0
Hodgins	1	3	3.0	3	0
Rams	<b>383</b>	<b>1843</b>	<b>4.8</b>	<b>49</b>	<b>26</b>
Opponents	<b>383</b>	<b>1697</b>	<b>4.4</b>	<b>69</b>	<b>18</b>

Receiving	No.	Yds.	Avg.	LG	TD
Bruce	87	1471	16.9	78	9
Holt	82	1635	19.9	85	6
Faulk	81	830	10.2	72	8
Hakim	53	734	13.8	80	4
Proehl	31	441	14.2	29	4
R. Williams	11	102	9.3	31	3
Watson	10	56	5.6	15	0
Holcombe	8	90	11.3	19	1
Robinson	5	52	10.4	27	0
Conwell	5	40	8.0	17	0
Horne	4	32	8.0	18	0
Hodgins	2	5	2.5	6	0
Canidate	1	4	4.0	4	0
Rams	<b>380</b>	<b>5492</b>	<b>14.5</b>	<b>85</b>	<b>37</b>
Opponents	<b>323</b>	<b>4085</b>	<b>12.6</b>	<b>62</b>	<b>32</b>

First Downs	RAMS	OPP.
Rushing	380	321
Passing	112	35
Penalty	247	195
3rd Down Eff.	86-181-47.5%	74-192-38.5%
4th Down Eff.	8-13-61.5	6-12-50%
Time of Poss. Avg.	30:54	29:06
Total Net Yards	5492	5494
Avg./Game	442.2	343.4
Total Plays	1014	968
Avg./Play	7.0	5.7
Net Yards Rushing	1843	1697
Avg./Game	115.2	106.1
Total Rushes	383	383
Net Yards Passing	532	3797
Avg./Game	327.0	237.3
Sacked/Yds. Lost	44-260	51-288
Gross Yards	5492	4085
Att-Comp-Int	587-380-23	534-323-19
Comp. %	64.7	60.5
Punts/Avg.	44-39.5	67-42.7
Net Avg.	34.2	33.5
Penalties/Yards	111-942	101-747
Fumbles/Ball Lost	24-12	19-6
Touchdowns	67	56
Rushing	26	18
Passing	37	32
Returns	4	6

Interceptions	No.	Yds.	Avg.	LG	TD
McCleon	8	28	3.5	23	0
Fletcher	4	33	8.3	12	0
Bly	3	44	14.7	22	0
Lyght	2	21	10.5	21	0
Shpherd	1	9	9.0	9	0
Rams	<b>19</b>	<b>135</b>	<b>7.1</b>	<b>23</b>	<b>0</b>
Opponents	<b>23</b>	<b>386</b>	<b>16.8</b>	<b>88</b>	<b>4</b>

Punting	No.	Yds.	Avg.	TB	In20	LG	Blk.
Baker	43	1736	40.4	5	13	59	1
Rams	<b>44</b>	<b>1736</b>	<b>39.5</b>	<b>5</b>	<b>13</b>	<b>59</b>	<b>1</b>
Opponents	<b>67</b>	<b>2825</b>	<b>42.2</b>	<b>3</b>	<b>18</b>	<b>58</b>	<b>0</b>

Punt Returns	No.	FC	Yds.	Avg.	LG	TD
Hakim	32	17	489	15.3	86	1
McCleon	1	0	1	1.0	1	0
Horne	1	0	0	0.0	0	0
Bly	0	1	0	0.0	0	0
Lyght	0	0	16	0.0	16	0
Rams	<b>34</b>	<b>18</b>	<b>521</b>	<b>15.3</b>	<b>86</b>	<b>1</b>
Opponents	<b>17</b>	<b>10</b>	<b>132</b>	<b>7.8</b>	<b>19</b>	<b>0</b>

Kickoff Returns	No.	Yds.	Avg.	LG	TD
Horne	57	1379	24.2	103	1
Bly	9	163	18.1	36	0
Blevins	6	109	18.2	26	0
Faulk	1	18	18.0	18	0
Fletcher	1	17	17.0	17	0
Moran	1	17	17.0	17	0
Hakim	1	2	2.0	2	0
Proehl	1	2	2.0	2	0
Zgonina	0	0	0.0	0	0
Rams	<b>76</b>	<b>1705</b>	<b>22.4</b>	<b>103</b>	<b>1</b>
Opponents	<b>82</b>	<b>1888</b>	<b>23.0</b>	<b>96</b>	<b>1</b>

Field Goals	1-19	20-29	30-39	40-49	50+	T
Wilkins	2-2	5-5	6-6	3-3	1-1	17-17
Stoyanovich	0-0	1-1	0-1	2-2	0-1	3-5
Hall	0-0	1-1	1-1	1-2	1-1	4-5
Rams	<b>2-2</b>	<b>7-7</b>	<b>7-8</b>	<b>6-7</b>	<b>2-3</b>	<b>24-27</b>
Opponents	<b>1-1</b>	<b>6-6</b>	<b>12-12</b>	<b>7-11</b>	<b>0-1</b>	<b>26-31</b>

Score by Periods	1	2	3	4	T
Rams	116	147	154	123	540
Opponents	94	130	103	144	471

Scoring	TD	Ru	Pa	Rt	PAT	FG	S	Pts
Faulk	26	18	0	0	0-0	0-0	0	160
Wilkins	0	0	0	0	38-38	17-17	0	89
Bruce	9	0	0	0	0-0	0-0	0	54
Holt	5	0	6	0	0-0	0-0	0	36
Hakim	5	0	4	0	0-0	0-0	0	30
Holcombe	4	3	1	0	0-0	0-0	0	24
Proehl	4	0	4	0	0-0	0-0	0	24
Watson	4	4	0	0	0-0	0-0	0	24
Hall	0	0	0	0	9-9	4-5	0	21
Stoyanovich	0	0	0	0	11-11	3-5	0	20
R. Williams	3	0	3	0	0-0	0-0	0	20
Horne	3	0	2	1	0-0	0-0	0	18
Bush	1	0	0	1	0-0	0-0	0	6
Green	1	1	0	0	0-0	0-0	0	6
Lyle	1	0	0	1	0-0	0-0	0	6
Fletcher	0	0	0	0	0-0	0-0	0	2
Rams	<b>67</b>	<b>26</b>	<b>37</b>	<b>4</b>	<b>58-58</b>	<b>24-27</b>	<b>0</b>	<b>540</b>
Opponents	<b>56</b>	<b>18</b>	<b>32</b>	<b>6</b>	<b>49-50</b>	<b>26-31</b>	<b>1</b>	<b>471</b>

**Sacks** - Wistrom 11-0-67, Carter 10-5-53, Fletcher 5-5-26.5  
 Little 5-0-23.5, Agnew 4-0-12, McCleon 2-0-28, Moran 2-0-14, M. Jones 2-0-9, Zgonina 2-0-5, Farr 1-0-11, Bly 1-0-10, Bush 1-0-9, Hobgood-Chittick 1-0-7, Lyght 1-0-7, Collins 1-0-4, Styles 1-0-2. **TEAM: 51-288; Opp. 44-260.**

**Usual Starters**

WR	Holt (15)	LE	Carter (13)
LT	Pace (16)	LDT	Agnew (15)
LG	Nütten (16)	RTD	Zgonina (11)
RG	McCollum (16)	RE	Wistrom (16)
RC	Timmerman (15)	LLB	M. Jones (16)
RT	Tucker (16)	MLB	Fletcher (15)
TE	R. Williams (11)	RLB	Collins (11)
WR	Bruce (16)	LC	Lyght (12)
QB	Warner (11)	RC	McCleon (16)
FB	Holcombe (9)	SS	Bush (12)
RB	Faulk (14)	FS	Lyle (16)

Passing	Att.	Comp.	Yds.	Pct.	Yds./Att.	TD	TD%	Int.	Int%	LG	Sack/Lost	Rating
Warner	347	245	3429	67.7	9.88	21	6.1	18	5.2	85	20-115	98.3
Green	40	125	2063	60.4	8.60	16	6.7	5	2.1	64	24-145	101.8
Rams	<b>587</b>	<b>380</b>	<b>5492</b>	<b>64.7</b>	<b>9.36</b>	<b>37</b>	<b>6.3</b>	<b>23</b>	<b>3.9</b>	<b>85</b>	<b>44-260</b>	<b>99.7</b>
Opponents	<b>534</b>	<b>323</b>	<b>4085</b>	<b>60.5</b>	<b>7.65</b>	<b>32</b>	<b>6.0</b>	<b>19</b>	<b>3.6</b>	<b>62</b>	<b>51-288</b>	<b>89.5</b>

HISTORY

# 1999 (13-3) 1st, NFC WEST

## COACH: DICK VERMEIL

DATE	W/L	Score	Opponent	Attend.
9/12	W	27-10	BALTIMORE	(62,100)
9/26	W	35-7	ATLANTA	(63,253)
10/3	W	38-10	@ Cincinnati	(45,481)
10/10	W	42-20	SAN FRANCISCO	(65,872)
10/17	W	41-13	@ Atlanta	(51,973)
10/24	W	34-3	CLEVELAND	(65,866)
10/31	L	21-24	@ Tennessee	(66,415)
11/7	L	27-31	@ Detroit	(73,224)
11/14	W	35-10	CAROLINA	(66,965)
11/21	W	23-7	@ San Francisco	(68,193)
11/28	W	43-12	NEW ORLEANS	(65,864)
12/5	W	34-21	@ Carolina	(62,285)
12/12	W	30-14	@ New Orleans	(46,838)
12/19	W	31-10	NEW YORK GIANTS	(66,065)
12/26	W	34-12	CHICAGO	(65,941)
1/2	L	31-38	@ Philadelphia	(60,700)
1/16	W	49-37	MINNESOTA	(66,194)
1/23	W	11-6	TAMPA BAY	(66,496)
1/30	W	23-16	Tennessee (SB XXXIV)	(72,625)

Rushing	No.	Yds.	Avg.	LG	TD
Faulk	253	1381	5.5	58	7
Holcombe	78	294	3.8	34	4
Watson	47	179	3.8	21	0
Warner	23	92	4.0	22	1
Hakim	4	44	11.0	31	0
Bruce	5	32	6.4	11	0
Holt	3	25	8.3	14	0
Hodgins	7	10	1.4	3	0
Lee	3	3	1.0	4	0
Germaine	3	0	0.0	2	0
Justin	5	-1	-0.2	3	0
Rams	431	2059	4.8	58	13
Opponents	338	1189	3.5	40	4

Receiving	No.	Yds.	Avg.	LG	TD
Faulk	87	1048	12.0	57	5
Bruce	77	1165	15.1	60	12
Holt	52	788	15.2	63	6
Hakim	36	677	18.8	75	8
Proehl	33	349	10.6	30	0
R. Williams	25	226	9.0	24	6
Holcombe	14	163	11.6	30	1
Robinson	6	76	12.7	30	2
Hodgins	6	35	5.8	10	0
Lee	3	22	7.3	15	1
Lewis	1	12	12.0	12	0
Conwell	1	11	11.0	11	0
C. Thomas	1	6	6.0	6	0
Tucker	1	2	2.0	2	1
Rams	343	4580	13.4	75	42
Opponents	319	3867	12.1	68	19

First Downs	RAMS	OPP.
Rushing	102	53
Passing	207	189
Penalty	26	21
3rd Down Eff.	91-194-499	77-228-33-896
4th Down Eff.	5-8-62-5	12-25-48-6
Time of Poss. Avg.	31:50	28:10
Total Net Yards	6412	4698
Avg./Game	400.8	293.6
Total Plays	994	991
Avg./Play	6.5	4.7
Net Yards Rushing	2059	1189
Avg./Game	128.7	74.3
Total Rushes	431	3509
Net Yards Passing	4580	3509
Avg./Game	272.1	219.3
Sacked/Yds. Lost	33-227	57-358
Gross Yards	4353	386
Att.-Comp.-Int.	530-343-15	596-319-29
Comp. %	64.7	53.5
Punts/Avg.	60-41.1	86-42.7
Net Avg.	34.8	36.5
Penalties/Yards	113-889	114-1007
Fumbles/Ball Lost	30-16	21-7
Touchdowns	66	26
Rushing	13	4
Passing	42	19
Returns	11	3

Interceptions	No.	Yds.	Avg.	LG	TD
Lyght	6	112	18.7	57	1
M. Jones	4	96	24.0	44	2
McCleon	4	17	4.3	14	0
Bly	3	53	17.7	53	1
Wistrom	2	131	65.5	91	2
Allen	2	76	38.0	40	0
Bush	2	45	22.5	45	1
Lyle	2	10	5.0	10	0
Jenkins	2	16	8.0	14	0
Coady	1	11	11.0	11	0
Clemmons	1	0	0.0	0	0
Rams	29	567	19.6	91	7
Opponents	15	266	17.7	60	2

Score by Periods	1	2	3	4	T
Rams	123	170	106	127	-526
Opponents	49	85	54	54	-242

Punting	No.	Yds.	Avg.	TB	In20	LG	Bk.
Tuten	32	1359	42.5	7	9	70	0
Horan	26	1048	40.3	4	7	57	0
Wilkins	2	57	28.5	0	1	34	0
Rams	60	2464	41.1	11	17	70	0
Opponents	86	3674	42.7	2	26	65	0

Scoring	TD	Ru	Pa	RT	PAT	FG	S	Pts
Wilkins	0	0	0	0	64-64	20-28	0	124
Bruce	12	0	12	0	0-0	0-0	0	74
Hakim	12	7	5	0	0-0	0-0	0	74
Faulk	6	0	0	0	0-0	0-0	0	36
Holt	6	0	0	0	0-0	0-0	0	36
R. Williams	6	0	0	0	0-0	0-0	0	36
Holcombe	5	4	1	0	0-0	0-0	0	30
Horne	3	0	0	3	0-0	0-0	0	18
Jones	3	0	0	0	0-0	0-0	0	18
Robinson	2	0	2	0	0-0	0-0	0	12
Wistrom	2	0	0	2	0-0	0-0	0	12
Bly	1	0	0	1	0-0	0-0	0	6
Bush	1	0	0	1	0-0	0-0	0	6
Hodgins	1	0	0	0	0-0	0-0	0	6
Lee	1	0	1	0	0-0	0-0	0	6
Lyght	1	0	0	1	0-0	0-0	0	6
Tucker	1	0	0	0	0-0	0-0	0	6
Warner	1	0	0	0	0-0	0-0	0	6
Fletcher	0	0	0	0	0-0	0-0	0	0
Rams	66	13	42	11	64-64	20-28	1	526
Opponents	26	4	19	3	22-23	20-26	0	242

Punt Returns	No.	FC	Yds.	Avg.	LG	TD
Hakim	44	22	461	10.5	84	1
Horne	5	0	22	4.4	9	0
Holt	3	2	15	5.0	11	0
Proehl	0	1	0	0	0	0
Rams	52	25	498	9.6	84	1
Opponents	23	7	155	6.7	20	0

**Sacks** - Carter 17.0-106, Farr 8.5-32, Wistrom 6.5-58, Zgonina 4.5-20.5, J. Williams 4.0-20.5, Fletcher 3.0-22, Clemmons 3.0-20, Lyght 2.5-20, Agnew 2.5-18, McCleon 1.5-6.5, M. Jones 1.0-9, Jenkins 1.0-5, Lyle 1.0-5, Hobgood, Chittrick, 0.5-2, Allen, 0.5-1.5 TEAM: 57-358; Opp. 33-227.

Kickoff Returns	No.	Yds.	Avg.	LG	TD
Horne	30	892	29.7	101	2
Carpenter	16	406	25.4	43	0
Fletcher	2	13	6.5	13	0
Hakim	2	35	17.5	20	0
Hodgins	2	4	2.0	4	0
Bly	1	1	1.0	1	0
McCullum	1	3	3.0	3	0
Rams	54	1354	25.1	101	2
Opponents	85	2115	24.9	69	0

### Usual Starters

WR	Holt (15)	LE	Carter (16)
LT	Pace (16)	DT	Agnew (16)
LG	Nütten (14)	RT	Farr (16)
C	Gruttadauria (16)	RE	Wistrom (16)
RG	Timmerman (16)	LLB	M. Jones (16)
RT	F. Miller (16)	MLB	Fletcher (16)
TE	R. Williams (15)	RLB	Collins (13)
WR	Bruce (16)	LC	Lyght (16)
QB	Warner (16)	RC	McCleon (15)
PB	Holcombe (7)	SS	Jenkins (16)
RB	Faulk (16)	FS	Lyle (9)

Field Goals	1-19	20-29	30-39	40-49	50+	T
Wilkins	-1-1	5-5	6-7	7-11	1-4	20-28
Rams	-1-1	5-5	6-7	7-11	1-4	20-28
Opponents	-1-1	8-9	2-4	8-9	1-3	20-26

**Wilkins** (36G, 51G)(19G)(22G, 49G) (28G, 36G)(54N, 38N)(43N, 40G, 20G, 49G)(144G, 51N, 29G)(40G, 30G, 41N, 40N, 38G)(50N, 74G)(48N, 38G, 28G)(47G)  
**Opponents** (54N, 25G, 54N)(36G, 33N)(42G, 43G)(19G, 25G)(47G)(27G, 43G, 44G)(24G)(51G, 42G, 45G, 35G, 24N)(29G, 26G)(23F, 42N)(46G, 39N)

Passing	Att.	Comp.	Yds.	Pct.	Yds./Att.
Warner	499	325	4353	65.1	8.72
Germaine	9	9	136	100	15.11
Justin	14	9	91	64.3	6.50
Faulk	1	0	0	0.0	0.00
Rams	530	343	4580	64.7	8.64
Opponents	596	319	3867	53.5	6.49

TD	TD%	Int.	Int%	LG	Sack/Lost	Rating
41	8.2	13	2.6	75	29-201	109.2
1	6.3	2	0.4	64	3-23	65.6
0	0.0	0	0.0	27	1-3	82.6
0	0.0	0	0.0	0	0-0	39.6
42	7.9	15	2.8	75	33-227	106.6
19	3.2	29	4.9	71	57-358	63.8



# 1997 (5-11) 4TH, NFC WEST

# COACH: DICK VERMEIL

DATE	W/L	Score	Opponent	Attend.
8/31	W	38-24	NEW ORLEANS	(64,575)
9/7	L	12-15	SAN FRANCISCO	(64,630)
9/14	L	14-35	@ Denver	(74,338)
9/21	W	13-3	NEW YORK GIANTS	(64,642)
9/28	L	17-35	@ Oakland	(42,506)
10/12	L	10-30	@ San Francisco	(63,825)
10/19	L	9-17	SEATTLE	(64,819)
10/26	L	20-28	KANSAS CITY	(64,864)
11/2	L	31-34	@ Atlanta	(36,853)
11/9	L	7-17	@ Green Bay	(60,093)
11/16	L	21-27	ATLANTA	(64,299)
11/23	L	10-16	CAROLINA	(64,609)
11/30	W	23-20	@ Washington	(74,772)
12/7	W	34-27	@ New Orleans	(54,803)
12/14	L	10-13	CHICAGO	(66,030)
12/20	W	30-18	@ Carolina	(58,101)

RAMS		OPP.	
First Downs	271	296	
Rushing	85	84	
Passing	161	177	
Penalty	25	35	
3rd Down Eff.	73-223-32.7%	76-215-35.3%	
4th Down Eff.	4-11-36.4	5-11-45.5%	
Time of Poss.	29:47	30:13	
Total Net Yards	4761	5066	
Avg./Game	297.6	316.6	
Total Plays	1013	1021	
Avg./Play	4.7	5.0	
Net Yards Rushing	1563	1687	
Avg./Game	97.7	105.4	
Total Rushes	443	440	
Net Yards Passing	3198	3379	
Avg./Game	199.9	211.2	
Sacked/Yds. Lost	44-326	38-296	
Gross Yards	3675	3379	
Att-Comp-Int	526-271-15	543-288-25	
Comp. %	51.5	53.0	
Punts/Avg.	95-41.9	82-44.5	
Net Avg.	33.8	39.0	
Penalties/Yards	142-1065	133-1064	
Fumbles/Ball Lost	29-15	27-14	
Touchdowns	32	39	
Rushing	15	10	
Passing	14	26	
Returns	3	3	

Score by Periods	1	2	3	4	T
Rams	37	121	68	73	299
Opponents	57	104	96	102	359

Scoring	TD	Ru	Pa	Rt	PAT	FG	S	Pts
Wilkins	0	0	0	0	32-32	25-37	0	107
Phillips	8	8	0	0	0-0	0-0	0	48
Bruce	5	0	5	0	0-0	0-0	0	30
Conwell	4	0	4	0	0-0	0-0	0	24
Lee	3	0	3	0	0-0	0-0	0	18
J. Moore	3	3	0	0	0-0	0-0	0	18
Banks	1	1	0	0	0-0	0-0	0	6
Heyward	1	1	0	0	0-0	0-0	0	6
Laird	1	0	1	0	0-0	0-0	0	6
McNeil	1	0	0	1	0-0	0-0	0	6
R. Moore	1	1	0	0	0-0	0-0	0	6
O'Neal	1	0	0	1	0-0	0-0	0	6
Small	1	0	1	0	0-0	0-0	0	6
Thompson	1	1	0	0	0-0	0-0	0	6
Wiegert	1	0	0	1	0-0	0-0	0	6
Rams	32	15	14	3	32-32	25-37	0	299
Opponents	39	10	26	3	31-31	26-31	1	359

Two Point Conversions: Rams 0-0, Opponents 7-8

Sacks - O'Neal 1.0-0.8, Carter 7.5-6.2, B. Johnson 4.0-3.4, Farr 3.0-2.1, M. Jones 2.0-2.3, Lyle 2.0-1.4, Philfer 2.0-0.9, Zoonina 2.0-0.9, R. Jones 1.0-0.8, B. Robinson 1.0-0.8, Lyght 1.0-0.7, J. Williams 1.0-0.7, J. Robinson 0.5-0.3. TEAM: 38.0-29.6; Opp. 44.0-32.6

### Usual Starters

WR	Kennison (9)	LE	Carter (16)
LT	Pace (9)	LDT	B. Johnson (16)
LG	Gerek (9)	RDT	Farr (16)
C	Gruttadauria (14)	RE	O'Neal (14)
RG	Wiegert (15)	LLB	M. Jones (16)
RT	Gandy (9)	MLB	R. Jones (15)
TE	Conwell (16)	RLB	Philfer (15)
WR	Bruce (12)	LC	Lyght (16)
QB	Banks (16)	RC	McNeil (16)
FB	Heyward (12)	SS	Wright (11)
RB	Phillips (9)	FS	Lyle (16)

Rushing	No.	Yds.	Avg.	LG	TD
Phillips	183	633	3.5	28	8
J. Moore	104	380	3.7	26	3
Banks	47	186	4.0	23	1
Lee	28	104	3.7	14	0
R. Moore	24	103	4.3	27	1
Heyward	34	84	2.5	8	1
Crawford	2	32	16.0	23	0
Thompson	16	30	1.9	9	1
Kennison	3	13	4.3	6	0
Rypien	1	1	1.0	1	0
Horan	1	-3	-3.0	-3	0
Rams	443	1563	3.5	28	15
Opponents	440	1687	3.8	65	10

Receiving	No.	Yds.	Avg.	LG	TD
Lee	61	825	13.5	62	3
Bruce	56	815	14.6	59	5
Conwell	38	404	10.6	46	4
Small	32	488	15.3	46	1
Kennison	25	404	16.2	76	0
Crawford	11	232	21.1	69	0
Phillips	10	33	3.3	17	0
Heyward	8	77	9.6	25	0
J. Moore	8	69	8.6	19	0
Laird	5	31	6.2	11	1
Floyd	4	39	9.8	14	0
R. Moore	4	34	8.5	23	0
Ross	3	37	12.3	14	0
J.T. Thomas	2	25	12.5	16	0
Jacoby	2	10	5.0	10	0
Wiegert	1	0	1.0	1	0
Gruttadauria	1	0	0.0	0	0
Rams	271	3524	13.0	76	14
Opponents	288	3675	12.8	72	26

Interceptions	No.	Yds.	Avg.	LG	TD
McNeil	9	127	14.1	75	1
Lyle	8	102	12.8	39	0
Lyght	4	25	6.3	31	0
Farr	1	22	22.0	22	0
O'Neal	1	5	5.0	5	0
M.A. Jones	1	0	0.0	0	0
McClellan	1	0	0.0	0	0
Rams	25	281	11.2	75	1
Opponents	15	85	5.7	29	0

Punting	No.	Yds.	Avg.	TB	In20	LG	Blk.
Horan	53	2272	42.9	4	10	60	0
Bruce	41	1713	41.8	4	6	61	1
Rams	95	3985	41.9	8	16	61	1
Opponents	82	3648	44.5	9	23	61	0

Punt Returns	No.	FC	Yds.	Avg.	LG	TD
Kennison	34	20	247	7.3	43	0
Floyd	4	2	15	3.8	8	0
Ross	2	0	12	6.0	6	0
Lee	0	1	0	—	—	0
Rams	40	23	274	6.9	43	0
Opponents	60	14	618	10.3	94	1

Kickoff Returns	No.	Yds.	Avg.	LG	TD
Thompson	49	1110	22.7	56	0
Ross	6	130	21.7	42	0
J.T. Thomas	5	97	19.4	24	0
Lee	4	71	17.8	19	0
R. Moore	1	17	17.0	17	0
Kennison	1	14	14.0	7	0
J. Williams	1	10	10.0	10	0
Zgonina	1	5	5.0	5	0
Rams	68	1454	21.4	56	0
Opponents	54	1262	23.4	102	1

Field Goals	1-19	20-29	30-39	40-49	50+	T
Wilkins	0-0	8-9	8-12	7-14	2-2	25-37
Rams	0-0	8-9	8-12	7-14	2-2	25-37
Opponents	1-1	9-10	4-4	8-10	4-6	26-31

Wilkins (36M, 36), (40, 49, 52, 34), (37M), (23, 21), (38), (34), (51, 29, 46), (45M, 25, 49), (38), (37B, 36M), (28M, 48M), (40M, 26), (30, 43M, 23, 25), (45M, 37, 34, 48M), (40M, 28), (49, 42, 47)

Opponents (31, 53, 46), (50M), (43B), (54M, 42M, 47), (1), (20, 46, 28), (24), (25, 52, 41, 39), (37, 27), (44), (27, 44), (36, 53, 27), (43, 19), (49, 53), (22B, 27, 20), (1)

Passing	Att.	Comp.	Yds.	Pct.	Yds./Att.	TD	TD%	Int.	Int%	LG	Sack-Lost	Rating
Banks	487	252	3254	51.7	6.68	14	2.9	13	2.7	76	43-317	71.5
Rypien	39	19	270	48.7	6.92	0	0.0	2	5.1	62	1-9	50.2
Rams	526	271	3524	51.5	6.70	14	2.7	15	2.9	76	44-326	69.9
Opponents	543	288	3675	53.0	6.77	26	4.8	25	4.6	72t	38-296	71.3





# 1994 (4-12) CHGO, NFC WEST

# COACH: CHUCK KNOX

DATE	W/L	Score	Opponent	Attend.
9/4	W	14-12	ARIZONA	(32,969)
9/11	L	13-31	@ Atlanta	(55,378)
9/18	L	19-34	SAN FRANCISCO	(56,479)
9/25	W	16-0	@ Kansas City	(78,184)
10/2	L	5-8	ATLANTA	(34,599)
10/9	L	17-24	@ Green Bay	(58,911)
10/16	W	17-10	NEW YORK GIANTS	(40,474)
10/23	L	34-37	@ New Orleans	(47,908)
11/6	W	27-21	DENVER	(48,103)
11/13	L	17-20	LOS ANGELES RAIDERS	(65,208)
11/20	L	27-31	@ San Francisco	(62,774)
11/27	L	17-31	@ San Diego	(59,579)
12/4	L	15-31	NEW ORLEANS	(34,960)
12/11	L	14-24	@ Tampa Bay	(34,150)
12/18	L	13-27	@ Chicago	(56,276)
12/24	L	21-24	WASHINGTON	(25,705)

	RAMS	OPP.
First Downs	274	333
Rushing	80	103
Passing	163	198
Penalty	31	32
3rd Down Eff.	80-204 39.2%	101-221 45.7%
4th Down Eff.	6-14 42.9%	5-11 45.5%
Time of Poss. Avg.	32:01	32:01
Total Net Yards	4747	5170
Avg./Game	296.7	323.1
Total Plays	944	1063
Avg./Play	5.0	4.9
Net Yards Rushing	1389	1781
Avg./Game	86.8	111.3
Total Rushes	397	496
Net Yards Passing	3358	3389
Avg./Game	209.9	211.8
Sacked/Yds. Lost	35-239	26-159
Gross Yards	3597	3548
Att-Comp-Int	512-291-18	541-320-14
Comp. %	56.8	59.1
Punts/Avg.	78-44.8	74-42.0
Net Avg.	34.3	32.5
Penalties/Yards	112-922	114-1015
Fumbles/Ball Lost	26-13	15-6
Touchdowns	33	42
Rushing	6	12
Passing	23	23
Returns	4	7

Score by Periods	1	2	3	4	T
Rams	79	100	36	71	-286
Opponents	79	124	74	88	-365

Scoring	TD	Ru	Pa	Rt	PAT	FG	S	Pts
Zendejas	0	0	0	0	28-28	18-23	0	82
Drayton	0	0	0	0	0-0	0-0	0	36
Anderson	5	0	0	0	0-0	0-0	0	30
Bettis	4	3	1	0	0-0	0-0	0	28
Kinchen	4	1	3	0	0-0	0-0	0	24
Bruce	3	0	3	0	0-0	0-0	0	18
Hester	3	0	0	0	0-0	0-0	0	18
J. Bailey	1	0	0	0	0-0	0-0	0	6
R. Bailey	1	0	0	1	0-0	0-0	0	6
Chandler	1	1	0	0	0-0	0-0	0	6
Griffith	1	0	1	0	0-0	0-0	0	6
Lyght	1	0	0	1	0-0	0-0	0	6
Newman	1	0	0	1	0-0	0-0	0	6
Ross	1	0	1	0	0-0	0-0	0	6
Wright	1	0	0	1	0-0	0-0	0	6
Gilbert	0	0	0	0	0-0	0-1	2	2
Rams	33	6	23	4	28-28	18-23	0	1286
Opponents	42	12	23	7	38-38	23-29	0	365

Two Point Conversions: Bettis 2, Rams 2-5; Opponents 3-4  
 Sacks - Young 6.5-30.5, J. Jones 5.0-28.0, (26), Gilbert 3.0-20.0, Robinson 2.5-16.5, Stokes 2.0-14.0, Kelly 2.0-9.0, Phifer 1.5-7.0, Conlan 1.0-11.0, Farr 1.0-7.0, Ottis 1.0-5.0, Rocker 0.5-3.0. TEAM: 26.0-159.0; Opp. 35.0-239.0

### Usual Starters

WR	Anderson (16)	LE	Young (16)
LT	C. Jones (16)	LDT	J. Jones (14)
LG	Newberry (8)	RDT	Gilbert (14)
C	Brostek (10)	RE	Stokes (15)
RG	Goess (13)	LB	Kelly (15)
RT	Gandy (9)	LB	Conlan (15)
TE	Drayton (16)	LB	Phifer (15)
WR	Hester (15)	CB	Lyght (16)
QB	C. Miller (10)	CB	Henley (13)
FB	Griffith (10)	SS	Pope (14)
RB	Bettis (16)	FS	Newman (14)

Rushing	No.	Yds.	Avg.	LG	TD
Bettis	319	1025	3.2	19	3
C. Miller	20	100	5.0	16	0
Chandler	18	61	3.4	22	1
Kinchen	1	44	44.0	44t	1
Bailey	11	35	3.2	9	1
Lang	6	34	5.7	17	0
Griffith	3	30	3.3	7	0
Hester	2	28	14.0	24	0
Lester	7	14	2.0	8	0
Anderson	1	11	11.0	11	0
Drayton	1	4	4.0	4	0
Bruce	1	2	2.0	2	0
Maddox	1	1	1.0	1	0
Rams	397	1389	3.5	44t	6
Opponents	496	1781	3.6	27t	12

Receiving	No.	Yds.	Avg.	LG	TD
J. Bailey	58	516	8.9	28	7
Anderson	46	945	20.5	72t	5
Hester	45	64	14.3	41	3
Drayton	32	276	8.6	22t	6
Bettis	31	293	9.5	34	3
Kinchen	23	352	15.3	43	3
Bruce	21	272	13.0	34t	3
Griffith	16	113	7.1	13	1
Lang	8	60	7.5	12	0
Buchanan	5	60	12.0	18	0
Brantley	4	29	7.3	10	0
Ross	1	36	36.0	36t	1
Lester	1	1	1.0	1	0
Rams	291	3597	12.4	72t	23
Opponents	320	3548	11.1	71t	23

Interceptions	No.	Yds.	Avg.	LG	TD
Pope	3	66	22.0	51	0
Henley	3	46	15.3	23	0
Newman	2	46	23.0	24	1
Phifer	2	7	3.5	7	0
Lyle	2	1	0.5	1	0
Kelly	1	31	31.0	31	0
Lyght	1	14	14.0	14	0
Rams	14	211	15.1	51	1
Opponents	18	213	11.8	50t	2

Punting	No.	Yds.	Avg.	TB	In20	LG	Blk.
Landeta	78	3494	44.8	9	23	62	0
Rams	78	3494	44.8	9	23	62	0
Opponents	74	3106	42.0	12	20	59	0

Punt Returns	No.	FC	Yds.	Avg.	LG	TD
J. Bailey	19	4	153	8.1	24	0
Kinchen	5	5	158	31.6	40	0
Brantley	3	1	18	6.0	18	0
R. Bailey	1	0	103	103.0	103t	1
Lyght	1	0	29	29.0	29	0
Rams	40	10	461	11.5	103t	1
Opponents	47	8	637	13.6	85t	3

Kickoff Returns	No.	Yds.	Avg.	LG	TD
Lang	27	626	23.2	57	0
Kinchen	21	510	24.3	46	0
J. Bailey	12	260	21.7	32	0
Brantley	7	150	21.4	33	0
Griffith	2	35	17.5	21	0
Farr	1	16	16.0	16	0
Lester	1	8	8.0	8	0
Rams	71	1605	22.6	57	0
Opponents	63	1446	23.0	98t	2

Field Goals	1-19	20-29	30-39	40-49	50+	T
Zendejas	2-2	9-9	6-7	1-5	0-0	18-23
Rams	2-2	9-9	6-7	1-5	0-0	18-23
Opponents	0-0	6-6	8-9	9-10	0-2	23-29

Zendejas (43M), (1), (25, 35), (29, 23, 28), (26), (37), (22), (47, 32), (35, 18), (41M, 22), (31, 27), (33), (1), (48B), (18, 42B, 21), (33M)

Opponents	37	34	(48)	(33, 47)	(1)	(51M)	(25, 49M)	(24)	(21, 40, 37)	(42, 57M, 28)	(44, 47)	(28, 41M)	(31, 48, 37)	(46)	(36B, 20)	(41, 30)	(37, 42M)
-----------	----	----	------	----------	-----	-------	-----------	------	--------------	---------------	----------	-----------	--------------	------	-----------	----------	-----------

Passing	Att.	Comp.	Yds.	Pct.	Yds./Att.	TD	TD%	Int.	Int%	LG	Sack-Lost	Rating
C. Miller	317	173	2104	54.6	6.64	16	5.0	14	4.4	54	28-193	73.6
Chandler	176	108	1352	61.4	7.68	7	4.0	2	1.1	72t	7-46	93.8
Maddox	19	10	141	52.6	7.42	0	0.0	2	10.5	39	0-0	37.3
Rams	512	291	3597	56.8	7.03	23	4.5	18	3.5	72t	35-239	79.0
Opponents	541	321	3548	59.1	6.56	23	4.3	14	2.6	71t	26-159	82.1

HISTORY

# 1993 (5-11) 4TH, NFC WEST

# COACH: CHUCK KNOX

DATE	W/L	Score	Opponent	Attend.
9/5	L	6-36	@ Green Bay	(54,648)
9/12	W	27-0	PITTSBURGH	(50,588)
9/19	L	10-20	@ New York Giants	(76,213)
9/26	W	28-13	@ Houston	(53,072)
10/3	L	6-37	NEW ORLEANS	(50,709)
10/14	L	24-30	@ Atlanta	(45,231)
10/24	L	13-16	DETROIT	(43,850)
10/31	L	17-40	@ San Francisco	(63,417)
11/14	L	0-13	ATLANTA	(37,073)
11/21	W	10-6	WASHINGTON	(45,546)
11/28	L	10-35	SAN FRANCISCO	(62,143)
12/5	L	10-38	@ Phoenix	(33,964)
12/12	W	23-20	@ New Orleans	(69,033)
12/19	L	3-15	@ Cincinnati	(36,612)
12/26	L	14-42	CLEVELAND	(34,155)
1/2	W	20-6	CHICAGO	(39,147)

RAMS		OPP.	
First Downs	278	304	
Rushing	117	117	
Passing	147	179	
Penalty	14	8	
3rd Down Eff.	79-202-39.1%	102-218-46.8%	
4th Down Eff.	5-11-45.5%	10-17-58.8%	
Time of Poss. Avg.	28:18	31:42	
Total Net Yards	4804	5411	
Avg./Game	300.3	338.2	
Total Plays	953	1003	
Avg./Play	5.0	5.4	
Net Yards Rushing	2014	1851	
Avg./Game	125.9	115.7	
Total Rushes	449	480	
Net Yards Passing	2790	3560	
Avg./Game	174.4	222.5	
Sacked/Yds. Lost	31-231	35-203	
Gross Yards	3021	3763	
Att-Comp-Int	473-247-19	488-299-11	
Comp. %	52.2	61.3	
Punts/Punt Avg.	80-40.9	58-42.3	
Net Avg.	31.7	37.4	
Penalties/Yards	71-526	80-542	
Fumbles/Ball Lost	20-11	26-9	
Touchdowns	25	40	
Rushing	8	18	
Passing	16	17	
Returns	1	5	

Score by Periods	1	2	3	4	T
Rams	52	40	40	89	221
Opponents	72	95	92	108	367

Scoring	TD	Ru	Pa	Rt	PAT	FG	S	Pts
Zendejas	0	0	0	0	23-25	16-23	0	71
Bettis	7	0	0	0	0-0	0-0	0	42
Anderson	4	0	0	0	0-0	0-0	0	24
Drayton	4	0	0	0	0-0	0-0	0	24
E. Jones	2	0	0	0	0-0	0-0	0	12
Gary	2	1	0	0	0-0	0-0	0	12
Ellard	2	0	2	0	0-0	0-0	0	12
McNeal	1	0	1	0	0-0	0-0	0	6
Carter	1	0	1	0	0-0	0-0	0	6
Boykin	1	0	0	1	0-0	0-0	0	6
Kinchen	1	0	1	0	0-0	0-0	0	6
Rams	25	8	16	1	23-25	16-23	0	221
Opponents	40	18	17	5	38-40	29-37	1	367

Sacks - Gilbert 10.5-63.5, Stokes 9.5-44.5, Young 7.0-66.0, Robinson 3.0-10.0, Stewart 1.0-5.0, Rocker 1.0-5.0, Woods 1.0-3.0, Boutte 1.0-1.0, Henderson 1.0-0.0 TEAM: 35.0-203.0; Opp. 31.0-0231.0

### Usual Starters

WR	Ellard (16)	LE	Stokes (15)
LT	Eatman (16)	DT	Gilbert (16)
LG	Newberry (9)	DT	Boutte (16)
C	Brostek (16)	RE	Woods (8)
RG	Goeas (16)	LB	Phifer (16)
RT	Slater (8)	LB	Conlan (11)
TE	Carter (10)	LB	Rolling (9)
WR	Anderson (15)	CB	Israel (10)
QB	Everett (9)	CB	Lyght (9)
FB	Lester (14)	SS	Newman (16)
RB	Bettis (12)	FS	Stewart (14)

Rushing	No.	Yds.	Avg.	LG	TD
Bettis	294	1429	4.9	71t	7
Gary	79	293	3.7	15	1
Rubley	29	102	3.5	13	0
Lester	1	74	7.4	26	0
Everett	19	38	2.0	14	0
Lang	9	29	3.2	28	0
Ellard	2	18	9.0	15	0
White	2	10	5.0	5	0
Kinchen	2	10	5.0	8	0
Drayton	1	7	7.0	7	0
E. Jones	1	4	4.0	4	0
Rams	449	2014	4.5	71t	8
Opponents	480	1851	3.9	35t	18

Receiving	No.	Yds.	Avg.	LG	TD
Ellard	61	945	15.5	54	2
Anderson	37	552	14.9	56t	4
Gary	36	289	8.0	60t	1
Drayton	27	319	11.8	27	4
Bettis	26	244	9.4	28	0
Lester	18	154	8.6	21	0
Carter	14	166	11.9	38	1
Kinchen	8	137	17.1	35t	1
McNeal	8	75	9.4	22t	1
E. Jones	5	56	11.2	21t	2
Lang	4	45	11.3	21	0
LaChapelle	2	23	11.5	14	0
Lofton	1	16	16.0	16	0
Rams	247	3021	12.2	60t	16
Opponents	299	3763	12.6	80t	17

Interceptions	No.	Yds.	Avg.	LG	TD
Bailey	2	41	20.5	4t	0
Rolling	2	21	10.5	12	0
Terrill	2	1	0.5	1	0
Lyght	2	0	0.0	0	0
Stewart	1	30	30.0	30	0
Ramton	1	28	28.0	28	0
Homco	1	6	6.0	6	0
Rams	11	127	11.5	41	0
Opponents	19	347	18.3	54	2

Punting	No.	Yds.	Avg.	TB	In20	LG	Blok.
Landeta	42	1825	43.5	7	7	66	0
McJullien	21	795	37.9	3	5	56	0
Bracker	17	651	38.3	0	3	51	0
Rams	80	3271	40.9	10	15	66	0
Opponents	58	2451	42.3	9	18	68	0

Punt Returns	No.	FC	Yds.	Avg.	LG	TD
Buchanan	8	1	41	5.1	12	0
Kinchen	7	4	32	4.6	8	0
Ellard	2	8	18	9.0	13	0
Henley	1	0	8	8.0	8	0
Price	1	2	3	3.0	3	0
Rams	19	15	102	5.4	13	0
Opponents	43	16	533	12.4	74t	2

Kickoff Returns	No.	Yds.	Avg.	LG	TD
Boykin	13	216	16.6	29	0
Griffith	8	169	21.1	29	0
Price	8	144	18.0	23	0
White	8	122	15.3	35	0
Kinchen	6	96	16.0	22	0
Israel	2	92	18.4	23	0
Drayton	1	-15	-15.0	-15	0
Rams	49	824	16.8	35	0
Opponents	47	984	20.9	45	0

Field Goals	1-19	20-29	30-39	40-49	50+	T
Zendejas	0-0	6-7	4-5	0-3	6-8	16-23
Rams	0-0	6-7	4-5	0-3	6-8	16-23
Opponents	4-4	11-11	6-6	5-8	3-8	29-37

Zendejas (31.32), (54, 50), (52), (47M), (53, 37), (52, 41M), (1, 50), (49B), (50M, 37), (25), (22, 56B), (22), (26M, 32), (30M), (29, 29)  
Opponents (51, 33), (1, 34, 19, 50M), (52, 25), (48, 25, 43, 41M), (28, 32, 34), (45M, 25, 24, 18), (25, 28), (46, 44), (19, 34, 57M), (46, 44), (27), (18, 32), (43, 44M, 28, 52M, 25), (1, 27, 50M, 53)

Passing	Att.	Comp.	Yds.	Pct.	Yds./Att.	TD	TD%	Int.	Int%	LG	Sack-Lost	Rating
Rubley	189	108	1338	57.1	7.08	8	4.2	6	3.2	54	13-106	80.1
Everett	8	135	1652	49.3	6.03	6	2.1	12	4.4	60t	18-125	59.7
Page	274	23	23	33.3	2.56	0	0.0	1	11.1	10	0-0	2.3
Gary	1	1	8	100.0	8.00	0	0.0	0	0.0	8	0-0	100.0
Rams	473	247	3021	52.2	6.39	16	3.4	19	4.0	60t	31-231	66.8
Opponents	488	299	3763	61.3	7.71	17	3.5	11	2.3	80t	35-203	87.5

# 1992 (6-10) 4TH, NFC WEST

# COACH: CHUCK KNOX

DATE	W/L	Score	Opponent	Attend.
9/6	L	7-40	@ Buffalo	(79,001)
9/13	W	14-0	NEW ENGLAND	(40,402)
9/20	L	10-26	@ Miami	(55,945)
9/27	W	18-10	NEW YORK JETS	(42,005)
10/4	L	24-27	@ San Francisco	(65,071)
10/11	L	10-13	@ New Orleans	(68,591)
10/18	W	38-17	NEW YORK GIANTS	(53,541)
11/1	L	28-30	@ Atlanta	(62,168)
11/8	L	14-20	PHOENIX	(40,788)
11/15	W	27-23	@ Dallas	(63,690)
11/22	L	10-27	SAN FRANCISCO	(65,858)
11/29	L	17-31	MINNESOTA	(54,831)
12/6	W	31-27	@ Tampa Bay	(38,387)
12/13	L	14-37	NEW ORLEANS	(47,355)
12/20	L	13-28	@ Green Bay	(57,796)
12/27	W	38-27	ATLANTA	(37,706)

RAMS		OPP.	
First Downs	278	319	
Rushing	83	130	
Passing	174	175	
Penalty	21	15	
3rd Down Eff.	69-186-37.1%	91-204-44.6%	
4th Down Eff.	1-7-14.3%	2-5-40.0%	
Time of Poss.	28:31	31:29	
Total Net Yards	4877	5523	
Avg./Game	304.8	345.2	
Total Plays	914	1005	
Avg./Play	5.3	5.5	
Net Yards Rushing	1659	2230	
Avg./Game	103.7	139.4	
Total Rushes	393	467	
Net Yards Passing	3218	3293	
Avg./Game	201.1	205.8	
Sacked-Yds. Lost	26-204	31-188	
Gross Yards	342	3481	
Att-Comp-Int.	495-289-20	507-305-18	
Comp. %	58.4	60.2	
Punts/Avg.	76-41.1	66-42.1	
Net Avg.	33.2	34.7	
Penalties/Yards	79-592	102-778	
Fumbles/ Ball Lost	30-17	26-15	
Touchdowns	38	43	
Rushing	12	22	
Passing	23	18	
Returns	3	3	

Score by Periods	1	2	3	4	T
Rams	42	73	86	112	-313
Opponents	94	151	57	81	-383

Scoring	TD	Ru	Pa	Rt	PAT	FG	S	Pts
Zendejas	0	0	0	0	38-38	15-20	0	83
Gary	10	7	3	0	0-0	0-0	0	60
Anderson	7	0	0	0	0-0	0-0	0	42
Lang	6	5	1	0	0-0	0-0	0	36
Carter	3	0	3	0	0-0	0-0	0	18
Chadwick	3	0	3	0	0-0	0-0	0	18
Eillard	3	0	3	0	0-0	0-0	0	18
Price	2	0	2	0	0-0	0-0	0	12
Kinchen	2	0	0	0	0-0	0-0	0	12
Delpino	1	0	1	0	0-0	0-0	0	6
Bailey	1	0	0	1	0-0	0-0	0	6
Greene	0	0	0	0	0-0	0-0	1	2
Rams	38	12	23	3	38-38	15-20	1	313
Opponents	43	22	18	3	41-43	28-34	0	383

Sacks - Greene 10.0-55.0, Gilbert 5.0-33.0, Robinson 5.0-29.0, Piel 3.0-14.0, Stewart 2.0-23, Young 2.0-14.0, Hawkins 2.0-10.0, Boutte 1.0-8.0, Others 1.0-2.0 TEAM: 31.0-188.0; Opp. 26-204.

### Usual Starters

WR	Eillard (15)	DE	Robinson (16)
LT	Perry (16)	DT	Gilbert (16)
LG	Newberry (16)	DT	Boutte (15)
C	Brostek (16)	RE	Hawkins (7)
RG	Milnichik (16)	LB	Phifer (14)
RT	Slater (16)	LB	Kelm (14)
TE	Carter (16)	CB	Greene (16)
WR	Anderson (9)	CB	Henley (16)
QB	Everett (16)	CB	Lycht (12)
RB	Lang (11)	SS	Newman (16)
FB	Gary (16)	FS	Terrill (16)

Rushing	No.	Yds.	Avg.	LG	TD
Gary	279	1125	4.0	63	7
Lang	33	203	6.2	71	5
Everett	32	133	4.2	22	0
Delpino	32	115	3.6	31	0
Thompson	11	57	5.2	12	0
Turner	2	14	7.0	9	0
Stradford	2	12	4.0	5	0
Page	1	0	0.0	0	0
Rams	393	1659	4.2	71	12
Opponents	467	2230	4.8	39T	22

Receiving	No.	Yds.	Avg.	LG	TD
Gary	52	293	5.6	22	3
Eillard	47	727	15.5	33T	3
Anderson	38	657	17.3	45	7
Price	34	324	9.5	23	2
Chadwick	29	362	12.5	27T	3
Carter	20	232	11.6	25	3
Cox	18	263	14.8	26	0
Lang	18	239	15.7	67T	1
Delpino	18	139	7.7	12T	1
Turner	5	42	8.4	16	0
Thompson	5	11	2.2	7	0
McNeal	4	79	19.8	38	0
Harry	4	12	3.0	12	0
Rams	289	3422	11.8	67T	23
Opponents	305	3481	11.4	81T	18

Interceptions	No.	Yds.	Avg.	LG	TD
Newman	4	33	8.3	17	0
Henley	4	41	10.3	25	0
Lycht	3	80	26.7	39	0
Bailey	3	61	20.3	37	1
White	2	49	24.5	40	0
Kelm	1	16	16.0	16	0
Phifer	1	3	3.0	3	0
Rams	18	283	15.7	40	1
Opponents	20	305	15.3	67	1

Punting	No.	Yds.	Avg.	TB	In20	LG	Bklt.
Bracken	76	3122	41.1	4	20	59	0
Rams	76	3122	41.1	4	20	59	0
Opponents	66	2776	42.1	7	14	58	0

Punt Returns	No.	FC	Yds.	Avg.	LG	TD
Turner	28	6	207	7.4	23	0
Kinchen	4	1	103	25.8	61	2
Harry	4	4	34	5.7	11	0
Stradford	1	0	1	1.0	1	0
Rams	39	11	345	8.8	61T	2
Opponents	48	11	522	10.9	74T	1

Kickoff Returns	No.	Yds.	Avg.	LG	TD
Turner	29	569	19.6	35	0
Lang	13	228	17.5	26	0
Delpino	4	83	13.8	18	0
Kinchen	4	63	15.8	19	0
Thompson	4	34	8.5	14	0
Stradford	3	59	19.7	21	0
Stephen	2	12	6.0	7	0
Anderson	1	9	9.0	9	0
Israel	1	9	-3.0	-3	0
Rams	63	1054	16.7	35	0
Opponents	55	1128	20.5	60	0

Field Goals	1-19	20-29	30-39	40-49	50+	T
Zendejas	2-2	3-4	7-9	3-5	0-0	15-20
Rams	2-2	3-4	7-9	3-5	0-0	15-20
Opponents	1-1	8-8	12-13	7-9	0-3	28-34

Zendejas (1), (47M, 39M 25M), (31), (49, 45M, 22, 20), (33), (30), (46G), (1), (1), (33,44), (35), (30), (18, 37B), (1), (19, 38), (24)

Opponents (49, 38), (38M), (36, 50M, 44, 27, 20), (19, 47M), (26, 21), (26, 30), (51M, 31), (49, 26, 37), (51M, 21, 31, 45M), (37, 42, 36), (34, 40), (38), (34, 47), (21), (1), (44, 38)

Passing	Att.	Comp.	Yds.	Pct.	Yds./Att.	TD	TD%	Int.	Int%	LG	Sack-Lost	Rating
Everett	475	281	3323	59.2	7.00	22	4.6	18	3.8	67T	26-204	80.2
Page	20	8	99	40.0	4.95	1	5.0	2	10.0	22	0-0	33.1
Rams	495	289	3422	58.4	6.91	23	4.6	20	4.0	67T	26-204	78.2
Opponents	507	305	3481	60.2	6.89	18	3.6	18	3.6	81T	31-188	77.9

# 1991 (3-13) 4TH, NFC WEST

# COACH: JOHN ROBINSON

DATE	W/L	Score	Opponent	Attend.
9/1	L	14-24	PHOENIX	(47,069)
9/8	W	19-13	@ New York Giants	(76,541)
9/15	L	7-24	@ New Orleans	(68,583)
9/22	L	10-27	@ San Francisco	(63,871)
9/29	W	23-21	GREEN BAY	(54,736)
10/13	W	30-24	SAN DIEGO	(47,433)
10/20	L	17-20	@ Los Angeles Raiders	(85,102)
10/27	L	14-31	@ Atlanta	(50,187)
11/3	L	17-24	NEW ORLEANS	(58,713)
11/10	L	20-27	KANSAS CITY	(52,511)
11/17	L	10-21	@ Detroit	(60,873)
11/25	L	10-33	SAN FRANCISCO	(61,881)
12/1	L	6-27	WASHINGTON	(55,027)
12/8	L	14-31	ATLANTA	(35,315)
12/15	L	14-20	@ Minnesota	(46,312)
12/22	L	9-23	@ Seattle	(51,100)

RAMS		OPP.	
First Downs	270	286	
Rushing	75	105	
Passing	180	162	
Penalty	15	19	
3rd Down Eff.	75-198-37.9%	73-184-39.7%	
4th Down Eff.	9-19-47.4%	5-8-62.5%	
Time of Poss. Avg.	29:03	30:57	
Total Net Yards	4695	5204	
Avg./Game	293.4	325.3	
Total Plays	936	920	
Avg./Play	5.0	5.7	
Net Yards Rushing	1285	1659	
Avg./Game	80.3	103.7	
Total Rushes	388	469	
Net Yards Passing	3410	3545	
Avg./Game	213.1	221.6	
Sacked-Yds. Lost	30-200	17-112	
Gross Yards	3610	3657	
Att-Comp-Int.	518-289-20	434-259-11	
Comp. %	55.8	59.7	
Punts/Avg.	75-38.1	68-41.6	
Net Avg.	32.3	34.8	
Penalties/Yards	32-20	83-743	
Fumbles/Ball Lost	32-20	17-8	
Touchdowns	26	47	
Rushing	11	19	
Passing	13	25	
Returns	2	3	

Score by Periods	1	2	3	4	T
Rams	22	103	55	54	234
Opponents	95	114	76	105	390

Scoring	TD	RU	PA	Rt	PAT	FG	S	Pts
Zendejas	0	0	0	0	25-26	17-17	0	76
Delpino	10	9	1	0	0-0	0-0	0	60
Ellard	3	0	3	0	0-0	0-0	0	18
Johnson	2	0	2	0	0-0	0-0	0	12
Price	2	0	2	0	0-0	0-0	0	12
Carter	2	0	2	0	0-0	0-0	0	12
Anderson	1	0	1	0	0-0	0-0	0	6
Dupree	1	1	0	0	0-0	0-0	0	6
Gary	1	1	0	0	0-0	0-0	0	6
Gray	1	0	0	1	0-0	0-0	0	6
Newman	1	0	0	1	0-0	0-0	0	6
Thompson	1	0	1	0	0-0	0-0	0	6
Turner	1	0	1	0	0-0	0-0	0	6
Greene	0	0	0	0	0-0	0-0	1	2
Rams	26	11	13	2	25-26	17-17	1	234
Opponents	44	19	25	3	46-47	20-28	1	390

Sacks - Robinson 3.0-29.0, Greene 3.0-20.0, Wilson 2.0-15.0, Kelm 2.0-9.0, Phifer 2.0-7.0, Newman 1.0-9.0, Piel 1.0-7.0, Stewart 1.0-7.0, Young 1.0-6.0, Strickland 1.0-3.0 TEAM: 17.0-112.0; Opp. 30.0-200.0.

### Usual Starters

WR	Ellard (16)	DE	Wilson (10)
LT	Perry (9)	DT	Wright (11)
LG	Newberry (16)	DT	Young (13)
C	Smith (8)	DE	Robinson (4)
RG	Love (13)	LB	Strickland (10)
RT	Slater (13)	LB	Kelm (15)
TE	Johnson (6)	LB	Greene (6)
WR	Anderson (9)	CB	Henley (14)
QB	Everett (16)	CB	Lyght (8)
FB	Delpino (15)	SS	Stewart (16)
RB	McGee (8)	FS	Terrell (16)

Rushing	No.	Yds.	Avg.	LG	TD
Delpino	214	688	3.2	36	9
Gary	68	245	3.6	14	1
Dupree	49	179	3.7	24	1
McGee	19	65	3.4	9	0
Everett	27	44	1.6	10	0
Turner	7	44	6.3	11	0
R. Brown	7	11	1.6	11	0
Thompson	2	9	4.5	9	0
Rams	388	1285	3.3	36	11
Opponents	469	1659	3.5	26	19

Receiving	No.	Yds.	Avg.	LG	TD
Ellard	64	1052	16.4	38	3
Delpino	55	617	11.2	28	1
Price	35	410	11.7	27	2
Anderson	32	530	16.6	54	1
Johnson	32	253	7.9	27	2
McGee	20	160	8.0	20	0
Cox	15	216	14.4	39	0
Gary	13	110	8.5	22	0
Carter	8	69	8.6	18	2
Dupree	6	46	7.7	21	0
R. Brown	3	52	17.3	21	0
Turner	3	41	13.7	19	1
Thompson	2	35	17.5	22	1
Raye	1	19	19.0	19	0
Rams	289	3610	12.5	78	13
Opponents	259	3657	14.1	78	25

Interceptions	No.	Yds.	Avg.	LG	TD
Gray	3	27	9.0	59	1
Henry	3	22	7.3	22	0
Stewart	2	8	4.0	8	0
Newman	1	58	58.0	58	0
Terrell	1	4	4.0	4	0
Lyght	1	0	0.0	0	0
Rams	11	175	15.9	59	1
Opponents	20	297	14.9	97	1

Punting	No.	Yds.	Avg.	TB	In20	LG	Bk.
Hatcher	63	2403	38.1	5	16	52	0
Helton	11	453	41.2	2	2	46	1
Rams	75	2856	38.1	7	18	52	1
Opponents	68	2829	41.6	7	20	62	0

Punt Returns	No.	FC	Yds.	Avg.	LG	TD
Turner	23	4	210	8.7	29	0
Henley	13	4	110	8.5	16	0
Gray	1	1	9	9.0	9	0
Rams	37	9	320	8.6	29	0
Opponents	33	21	292	8.8	42	0

Kickoff Returns	No.	Yds.	Avg.	LG	TD
Turner	24	457	19.0	39	0
R. Brown	12	256	21.3	39	0
Lang	12	194	16.2	34	0
Delpino	4	54	13.5	19	0
McDonald	3	32	10.7	16	0
Raye	2	57	28.5	48	0
Carter	1	18	18.0	18	0
Sanders	1	2	2.0	2	0
Rams	59	1070	18.1	48	0
Opponents	39	671	17.2	35	0

Field Goals	1-19	20-29	30-39	40-49	50+	T
Zendejas	0-0	4-4	8-8	3-3	2-2	17-17
Rams	0-0	4-4	8-8	3-3	2-2	17-17
Opponents	0-0	6-6	7-10	7-9	0-3	19-27

Zendejas ( ), (29,50,32,33), ( ), (22), (30,32,28), ( ), (37), ( ), (31), ( ), (27), (37), (41,34), ( ), ( ), (44,46,50)  
Opponents (52M, 32), (46,40), (42), (22,35M, 47), ( ), (27), (35, 32M, 34), (41), (45, 37M), (20, 44), ( ), (51M, 39), (47M), 59M, 48M, 35, 35), (21), (20, 22) (35)

Passing	Att.	Comp.	Yds.	Pct.	Yds./Att.	TD	TD%	Int	Int%	LG	Sack-Lost	Rating
Everett	490	277	3438	56.5	7.02	11	2.2	20	4.1	78	30-200	68.9
Facel	27	11	150	40.7	5.56	2	7.4	0	0.0	30	0-0	83.9
Helton	22	11	100.0	50.0	4.55	0	0.0	0.0	0.0	22	0-0	118.8
Rams	518	289	3610	55.8	6.97	13	2.5	20	3.9	78	30-200	69.9
Opponents	434	259	3657	59.7	8.43	25	5.8	11	2.5	78	17-112	95.6

# 1990 (5-11) 3RD, NFC WEST

# COACH: JOHN ROBINSON

DATE	W/L	Score	Opponent	Attend.
9/9	L	24-36	@ Green Bay	(57,685)
9/16	W	35-14	@ Tampa Bay	(59,705)
9/23	L	21-27	PHILADELPHIA	(63,644)
10/7	L	31-34	CINCINNATI, OT	(62,619)
10/14	L	9-38	@ Chicago	(59,383)
10/21	W	44-24	ATLANTA	(54,761)
10/29	L	10-41	@ Pittsburgh	(56,466)
11/4	W	17-13	HOUSTON	(52,628)
11/11	L	7-31	NEW YORK GIANTS	(64,632)
11/18	L	21-24	DALLAS	(58,589)
11/25	W	28-17	@ San Francisco	(62,633)
12/2	W	38-23	@ Cleveland	(61,981)
12/9	L	20-24	NEW ORLEANS	(56,864)
12/17	L	10-26	SAN FRANCISCO	(65,619)
12/23	L	13-20	@ Atlanta	(30,021)
12/31	L	17-20	@ New Orleans	(68,647)

RAMS		OPP.	
<b>First Downs</b>	311	287	
Rushing	89	93	
Passing	191	176	
Penalty	31	18	
3rd Down Eff.	204-38.2%	86-201-42.8%	
4th Down Eff.	6-18-33.3%	3-10-30.0%	
<b>Time of Poss. Avg.</b>	29:59	30:01	
<b>Total Net Yards</b>	5430	5411	
Avg./Game	339.4	338.2	
Total Plays	1013	949	
Avg./Play	5.4	5.7	
<b>Net Yards Rushing</b>	1612	1649	
Avg./Game	100.8	103.1	
Total Rushes	422	418	
<b>Net Yards Passing</b>	3818	3762	
Avg./Game	238.6	235.1	
Sacked-Yds. Lost	30-198	30-180	
Gross Yards	4016	3942	
Att-Comp-Int	561-310-17	501-296-12	
Comp. %	55.3	59.1	
<b>Punts/Avg.</b>	69-38.6	66-41.4	
Net Avg.	31.9	34.7	
<b>Penalties/Yards</b>	87-632	109-968	
<b>Fumbles/Ball Lost</b>	25-14	32-19	
<b>Touchdowns</b>	43	49	
Rushing	17	17	
Passing	24	30	
Returns	2	2	

Score by Periods	1	2	3	4	OT	T
Rams	62	130	85	68	0	345
Opponents	98	123	74	114	3	412

Scoring	TD	Ru	Pa	Rt	PAT	FG	S	Pts
Gary	15	14	1	0	0-0	0-0	0	90
Lansford	0	0	0	0	42-43	15-24	0	87
McGee	5	1	4	0	0-0	0-0	0	30
Ellard	4	0	4	0	0-0	0-0	0	24
Anderson	4	0	4	0	0-0	0-0	0	24
Delpino	4	0	4	0	0-0	0-0	0	24
Johnson	3	0	3	0	0-0	0-0	0	18
Holohan	2	0	2	0	0-0	0-0	0	12
Green	2	0	1	0	0-0	0-0	0	12
Everett	1	1	0	0	0-0	0-0	0	6
Warner	1	1	0	0	0-0	0-0	0	6
Faison	1	0	1	0	0-0	0-0	0	6
Humphrey	1	0	0	1	0-0	0-0	0	6
<b>Rams</b>	<b>43</b>	<b>17</b>	<b>24</b>	<b>2</b>	<b>42-43</b>	<b>15-24</b>	<b>0</b>	<b>345</b>
<b>Opponents</b>	<b>49</b>	<b>17</b>	<b>30</b>	<b>2</b>	<b>46-49</b>	<b>24-31</b>	<b>0</b>	<b>412</b>

Sacks - Greene 13.0-72.0, Piel 5.0-26.0, Hawkins 3.0-18.0, Bethune 2.0-20.0, Faryniarz 2.0-12.0, Reed 2.0-4.0, B. Smith 1.0-15.0, Wilcher 1.0-8.0, Wright 1.0-5.0 TEAM: 30.0-180.0; Opp. 30.0-198.0.

### Usual Starters

WR	Ellard (15)	DE	Reed (16)
LT	Pankey (16)	NT	Wright (16)
LG	Newberry (15)	DE	Piel (11)
C	D. Smith (16)	OLB	Wilcher (16)
RC	Love (16)	ILB	Stams (12)
RT	Slater (15)	ILB	Kelm (10)
TE	D. Johnson (9)	OLB	Greene (15)
WR	Anderson (10)	CB	Gray (12)
QB	Everett (16)	CB	Humphrey (11)
RB	McGee (15)	SS	Newsome (16)
FB	Gary (7)	FS	Newman (6)

Passing	Att.	Comp.	Yds.	Pct.	Yds./Att.
Everett	554	307	3989	55.4	7.20
Long	5	1	4	20.0	0.80
McGee	2	2	23	100.0	11.50
<b>Rams</b>	<b>561</b>	<b>310</b>	<b>4016</b>	<b>55.3</b>	<b>7.16</b>
<b>Opponents</b>	<b>501</b>	<b>296</b>	<b>3942</b>	<b>59.1</b>	<b>7.87</b>

Rushing	No.	Yds.	Avg.	LG	TD
Gary	204	808	4.0	48	14
Green	68	261	3.8	31	0
McGee	44	234	5.3	19	1
Warner	49	139	2.8	9	1
Dupree	19	72	3.8	13	0
Delpino	13	52	4.0	13	0
Everett	20	31	1.6	15	1
Ellard	2	21	10.5	13	0
Anderson	1	13	13.0	13	0
English	1	19	19.0	8	0
<b>Rams</b>	<b>422</b>	<b>1612</b>	<b>3.8</b>	<b>48</b>	<b>17</b>
<b>Opponents</b>	<b>418</b>	<b>1649</b>	<b>3.9</b>	<b>74t</b>	<b>17</b>

Receiving	No.	Yds.	Avg.	LG	TD
Ellard	76	1294	17.0	50t	4
Anderson	51	1097	21.5	55t	4
Holohan	49	475	9.7	28	2
McGee	47	388	8.3	25	4
Gary	30	150	5.0	22t	1
Cox	17	266	15.6	32	0
Delpino	15	172	11.5	42t	1
D. Johnson	12	66	5.5	11	3
Carter	8	58	7.3	16	0
Faison	2	27	9.0	12	1
Green	2	23	11.5	16t	1
<b>Rams</b>	<b>310</b>	<b>4016</b>	<b>13.0</b>	<b>55t</b>	<b>24</b>
<b>Opponents</b>	<b>296</b>	<b>3942</b>	<b>13.3</b>	<b>71t</b>	<b>30</b>

Interceptions	No.	Yds.	Avg.	LG	TD
Humphrey	4	52	13.0	44t	1
Newsome	4	47	11.8	22	0
Newman	2	0	0.0	0	0
Terrell	1	6	6.0	6	0
Henley	1	0	0.0	0	0
<b>Rams</b>	<b>12</b>	<b>105</b>	<b>8.8</b>	<b>44t</b>	<b>1</b>
<b>Opponents</b>	<b>17</b>	<b>204</b>	<b>12.0</b>	<b>50t</b>	<b>2</b>

Punting	No.	Yds.	Avg.	TB	In20	LG	Bk.
English	68	2663	39.2	2	8	58	0
Team	1	0	0.0	0	0	0	1
<b>Rams</b>	<b>69</b>	<b>2663</b>	<b>38.6</b>	<b>2</b>	<b>8</b>	<b>58</b>	<b>1</b>
<b>Opponents</b>	<b>66</b>	<b>2733</b>	<b>41.4</b>	<b>5</b>	<b>20</b>	<b>57</b>	<b>0</b>

Punt Returns	No.	FC	Yds.	Avg.	LG	TD
Henley	19	4	195	10.3	26	0
Sutton	14	3	136	9.7	22	0
Ellard	2	0	15	7.5	8	0
<b>Rams</b>	<b>35</b>	<b>7</b>	<b>346</b>	<b>9.9</b>	<b>26</b>	<b>0</b>
<b>Opponents</b>	<b>46</b>	<b>11</b>	<b>420</b>	<b>9.1</b>	<b>33</b>	<b>0</b>

Kickoff Returns	No.	Yds.	Avg.	LG	TD
Green	25	560	22.4	99t	1
Delpino	20	389	19.5	38	0
Berry	17	315	18.5	29	1
McDonald	6	127.9	20.3	99t	0
<b>Rams</b>	<b>63</b>	<b>1279</b>	<b>20.3</b>	<b>99t</b>	<b>1</b>
<b>Opponents</b>	<b>68</b>	<b>1406</b>	<b>20.7</b>	<b>50</b>	<b>0</b>

Field Goals	1-19	20-29	30-39	40-49	50+	T
Lansford	4-4	5-7	3-9	0-0	0-0	15-24
<b>Rams</b>	<b>3-4</b>	<b>4-4</b>	<b>5-7</b>	<b>3-9</b>	<b>0-0</b>	<b>15-24</b>
<b>Opponents</b>	<b>1-1</b>	<b>9-9</b>	<b>3-5</b>	<b>10-11</b>	<b>1-5</b>	<b>24-31</b>

Lansford (41M, 41), (49M, 36B), (48M), (40), (35), (46, 24, 32), (48M, 32, 42M), (19), (40M), (1), (1), (30), (38, 18), (21), (19, 25, 19B), (30M, 24),  
Opponents (26, 53, 40), (32M), (43, 36M, 18G), (52M, 40, 44), (27), (41), (42, 30), (22, 31), (44), (53M, 23), (42), (27), (48), (23, 63M, 31), (21, 23), (51M, 48M, 41, 24).

# 1989 (11-5) 2ND, NFC WEST

COACH: JOHN ROBINSON

DATE	W/L	Score	Opponent	Attend.
9/10	W	31-21	@ Atlanta	(38,708)
9/17	W	31-17	INDIANAPOLIS	(63,995)
9/24	W	41-38	GREEN BAY	(57,701)
10/1	W	13-12	@ San Francisco	(64,250)
10/8	W	26-13	ATLANTA	(52,182)
10/16	L	20-23	@ Buffalo	(76,231)
10/22	L	21-40	NEW ORLEANS	(57,567)
10/29	L	10-20	@ Chicago	(65,506)
11/5	L	21-23	@ Minnesota, OT	(59,600)
11/12	W	31-10	NEW YORK GIANTS	(65,127)
11/19	W	37-14	PHOENIX	(53,176)
11/26	W	20-17	@ New Orleans, OT	(64,274)
12/3	W	35-31	@ Dallas	(46,100)
12/11	L	27-30	SAN FRANCISCO	(67,959)
12/17	W	38-14	NEW YORK JETS	(53,063)
12/24	W	24-20	@ New England	(27,940)
12/31	W	21-7	@ Philadelphia	(57,869)
1/7	W	19-13	@ New York Giants, OT	(76,235)
1/14	L	3-30	@ San Francisco	(64,769)

First Downs		RAMS		OPP.	
Rushing	197	306	101	101	101
Passing	127	181	181	181	181
Penalty	17	24	24	24	24
3rd Down Eff.	87-215-40.5%	81-215-37.7%	81-215-37.7%	81-215-37.7%	81-215-37.7%
4th Down Eff.	9-15-60.0%	6-13-46.2%	6-13-46.2%	6-13-46.2%	6-13-46.2%
Time of Poss. Avg.	30:35	29:25	29:25	29:25	29:25
Total Net Yards	6042	5567	5567	5567	5567
Avg./Game	377.6	347.9	347.9	347.9	347.9
Total Plays	1027	1023	1023	1023	1023
Avg./Play	5.9	5.4	5.4	5.4	5.4
Net Yards Rushing	1909	1543	1543	1543	1543
Avg./Game	119.3	96.4	96.4	96.4	96.4
Total Rushes	472	404	404	404	404
Net Yards Passing	4133	4029	4029	4029	4029
Avg./Game	258.3	251.5	251.5	251.5	251.5
Sacked-Yds. Lost	32-236	42-278	42-278	42-278	42-278
Gross Yards	4369	4302	4302	4302	4302
Att-Comp-Int.	523-308-18	577-345-21	577-345-21	577-345-21	577-345-21
Comp. %	58.9	59.8	59.8	59.8	59.8
Punts/Avg.	74-38.3	81-41.5	81-41.5	81-41.5	81-41.5
Net Avg.	34.7	34.7	34.7	34.7	34.7
Penalties/Yards	102-823	93-798	93-798	93-798	93-798
Fumbles/Ball Lost	26-11	38-15	38-15	38-15	38-15
Touchdowns	51	38	38	38	38
Rushing	19	13	13	13	13
Passing	29	24	24	24	24
Returns	3	1	1	1	1

Score by Periods	1	2	3	4	OT	T
Rams	122	124	61	116	3	-426
Opponents	50	87	83	122	2	-344

Scoring	TD	Ru	P	RT	PAT	FG	S	Pts
Lansford	0	0	0	51-51	23-30	0	120	0
Bell	15	15	0	0	0-0	0-0	90	0
Ellard	8	0	8	0	0-0	0-0	48	0
Anderson	5	0	5	0	0-0	0-0	30	0
Johnson	5	0	5	0	0-0	0-0	30	0
McGee	5	1	4	0	0-0	0-0	30	0
A. Cox	3	0	3	0	0-0	0-0	18	0
Delpino	2	1	1	0	0-0	0-0	12	0
Holohan	2	0	2	0	0-0	0-0	12	0
Ro. Brown	1	0	1	0	0-0	0-0	6	0
Everett	1	1	0	0	0-0	0-0	6	0
Gary	1	1	0	0	0-0	0-0	6	0
Gray	1	0	1	0	0-0	0-0	6	0
Newsome	1	0	0	0	0-0	0-0	6	0
Stewart	1	0	0	1	0-0	0-0	6	0
Rams	51	19	29	3	51-51	23-30	0	426
Opponents	38	13	24	1	36-38	26-29	1	344

Sacks - Greene 16.5-124.5, Wilcher 5.0-21.0, Piel 4.0-28.0, Faryniarz 3.0-19.0, Reed 3.0-11.0, Wright 3.0-19.0, Bethune 2.0-18.0, B. Smith 2.0-11.0, Strickland 2.0-16.0, S. Miller 1.0-7.0, Jerue 0.5-4.5. TEAM: 42.0-278.0; Opp. 32.0-236.0.

Special Teams	
WR	Ellard (12)
LT	Pankey (14)
LG	Newberry (16)
C	D. Smith (16)
RG	Slaton (15)
RT	Slaton (16)
TE	D. Johnson (16)
WR	Anderson (13)
QB	Everett (16)
RB	McGee (13)
FB	Bell (14)
DE	Reed (11)
NT	Piel (16)
DE	Wilcher (16)
ILB	Stams (12)
ILB	Owens (10)
OLB	Greene (16)
CB	Gray (16)
CB	Irvin (13)
SS	Stewart (15)
FS	Newsome (16)

Rushing	No.	Yds.	Avg.	LG	TD
Bell	272	1137	4.2	47	15
Delpino	78	368	4.7	32	1
Gary	37	163	4.4	18	1
McGee	27	99	3.7	15	1
Green	26	73	2.8	9	0
Everett	25	31	1.2	13	1
Ro. Brown	6	27	4.5	12	0
Ellard	2	10	5.0	6	0
Holohan	1	3	3.0	3	0
Hatcher	1	0	0.0	0	0
Anderson	1	-1	-1.0	-1	0
Herrmann	2	-1	-0.5	0	0
Rams	472	1909	4.0	47	19
Opponents	404	1543	3.8	40	13

Receiving	No.	Yds.	Avg.	LG	TD
Ellard	70	1382	19.7	53	8
Holohan	51	510	10.0	31	2
Anderson	44	26.0	78	1	2
McGee	37	303	8.2	25	4
Delpino	34	334	9.8	25	1
D. Johnson	25	148	5.9	22	5
A. Cox	20	340	17.0	51	3
Bell	19	85	4.5	14	0
Ro. Brown	5	113	22.6	39	1
Gary	2	13	6.5	8	0
Green	1	-5	-5.0	-5	0
Rams	308	4369	14.2	78	29
Opponents	345	4302	12.5	95	24

Interceptions	No.	Yds.	Avg.	LG	TD
Gray	6	48	8.0	27	1
Irvin	3	43	14.3	18	0
Stewart	2	76	38.0	41	1
Strickland	2	56	28.0	29	0
Hicks	2	27	13.5	27	0
Newsome	1	81	81.0	81	1
Stams	1	20	20.0	20	0
Henley	1	10	10.0	10	0
Owens	1	4	4.0	4	0
Wilcher	1	4	4.0	4	0
S. Miller	1	3	3.0	3	0
Rams	21	372	17.7	81	3
Opponents	18	207	11.5	42	0

Punting	No.	Yds.	Avg.	TB	In 20	LG	Bk.
Hatcher	74	2834	38.3	7	15	54	1
Rams	74	2834	38.3	7	15	54	1
Opponents	81	3364	41.5	11	13	57	0

Punt Returns	No.	FC	Yds.	Avg.	LG	TD
Henley	29	19	273	9.4	25	0
Hicks	4	3	39	9.8	15	0
Ellard	2	0	20	10.0	10	0
Irvin	1	2	7	7.0	7	0
Rams	35	24	332	9.5	25	0
Opponents	34	20	315	9.3	68	1

Kickoff Returns	No.	Yds.	Avg.	LG	TD
Ro. Brown	47	968	20.6	74	0
Delpino	17	334	19.6	30	0
McDonald	2	22	11.0	12	0
Gary	1	4	4.0	4	0
Rams	67	1328	19.8	74	0
Opponents	84	1633	19.4	47	0

Field Goals	1-19	20-29	30-39	40-49	50+	T
Lansford	1-1	7-8	7-7	8-10	0-4	23-30
Rams	1-1	7-8	7-7	8-10	0-4	23-30
Opponents	3-3	8-8	6-6	9-11	0-1	26-29

Lansford (23, 43M), (40), (39, 45), (40, 50M, 26), (48, 35, 27, 42), (34, 36), (1, 45), (47M), (44), (27, 23, 40), (32, 22M, 52M, 31), (1, 25, 22), (37), (19, 50M, 50M), (Opponents (43M), (19), (43), (26, 32, 41, 42M, 17), (1, 38, 47, 40), (39, 27), (35, 46), (20, 24, 22, 25, 29, 36, 40), (22), (1, 36), (47), (19, 54M), (1), (44, 48).

Passing	Att.	Comp.	Yds.	Pct.	Yds./Att.	TD	TD%	Int.	Int%	LG	Sack-Lost	Rating
Everett	518	304	4310	58.7	8.32	29	5.6	17	3.3	78	29-214	90.6
Herrmann	5	5	59	80.0	11.80	0	0.0	1	20.0	23	3-22	76.3
Rams	523	308	4369	59.1	8.35	29	5.5	18	3.4	78	32-236	90.3
Opponents	577	345	4302	59.8	7.46	24	4.2	21	3.6	95	42-278	81.7

HISTORY

# 1988 (10-6) 2ND, NFC WEST

# COACH: JOHN ROBINSON

DATE	W/L	Score	Opponent	Attend.
9/4	W	34-7	@ Green Bay	(53,769)
9/11	W	17-10	DETROIT	(46,262)
9/18	W	22-17	@ Los Angeles Raiders	(84,870)
9/25	W	45-31	@ New York Giants	(75,617)
10/2	L	27-45	PHOENIX	(49,830)
10/9	W	33-0	@ Atlanta	(30,852)
10/16	L	21-24	SAN FRANCISCO	(65,450)
10/23	W	31-10	SEATTLE	(57,033)
10/30	W	12-10	@ New Orleans	(68,238)
11/6	L	24-30	@ Philadelphia	(65,624)
11/13	L	10-14	NEW ORLEANS	(63,305)
11/20	L	24-38	SAN DIEGO	(45,462)
11/27	L	24-35	@ Denver	(74,141)
12/5	W	23-3	CHICAGO	(65,579)
12/11	W	22-7	ATLANTA	(42,828)
12/18	W	38-16	@ San Francisco	(62,444)
12/26	L	17-28	@ Minnesota	(57,666)

RAMS		OPP.	
First Downs	333	289	
Rushing	114	100	
Passing	203	166	
Penalty	16	23	
3rd Down Eff.	83-209-39.7%	77-226-34.1%	
4th Down Eff.	4-8-50.0%	11-16-68.8%	
Time of Poss. Avg.	31:09	28:51	
Total Net Yards	5808	4986	
Avg./Game	363.0	311.6	
Total Plays	1057	1041	
Avg./Play	5.5	4.8	
Net Yards Rushing	2003	1686	
Avg./Game	125.2	105.4	
Total Rushes	507	414	
Net Yards Passing	3805	3300	
Avg./Game	237.8	206.3	
Sacked-Yds. Lost	28-197	56-394	
Gross Yards	4002	3694	
Att-Comp-Int	522-312-18	571-307-22	
Comp. %	59.8	53.8	
Punts/Avg.	76-39.5	93-39.9	
Net Avg.	34.2	33.9	
Penalties/Yards	78-587	111-937	
Fumbles/Ball Lost	28-16	36-15	
Touchdowns	40	35	
Rushing	16	12	
Passing	31	17	
Returns	1	6	

Score by Periods	1	2	3	4	T
Rams	81	146	96	88	407
Opponents	37	94	76	86	293

Scoring	TD	Ru	Pa	Rt	PAT	FG	S	Pts
Lansford	0	0	0	0	45-48	24-32	0	117
Bell	18	16	2	0	0-0	0-0	0	108
Ellard	10	0	10	0	0-0	0-0	0	60
D. Johnson	6	0	0	0	0-0	0-0	0	36
Cox	5	0	5	0	0-0	0-0	0	30
Holohan	3	0	3	0	0-0	0-0	0	18
McGee	3	0	3	0	0-0	0-0	0	18
Delpino	2	0	2	0	0-0	0-0	0	12
Gray	1	0	0	1	0-0	0-0	0	6
Greene	0	0	0	0	0-0	2-2	0	2
Rams	48	16	31	1	45-48	24-32	1	407
Opponents	35	12	17	6	35-35	16-23	0	293

**Sacks** - Greene 16.5-112.5, Jeter 11.5-85.0, Wilcher 7.5-63.0, Owens 5.0-38.0, S. Miller 4.0-28.0, Stuckland 4.0-25.0, Wright 2.0-11.0, Reed 1.0-7.0, Stewart 1.0-7.0, Farniyar 1.0-6.0, Meisner 1.0-3.0, Stokes 1.0-3.0, Irvin 0.5-5.5. **TEAM:** 56.0-394.0; Opp. 28.0-197.0

### Usual Starters

WR	Ellard (16)	DE	Reed (16)
LT	Pankey (16)	NT	Wright (16)
LG	Newberry (16)	DE	S. Miller (16)
C	D. Smith (16)	OLB	Wilcher (15)
RC	Love(15)	ILB	Jerue (12)
RT	Slater (12)	ILB	Ekern (16)
TE	D. Johnson (16)	OLB	Greene (14)
WR	Cox (15)	CB	Gray (16)
QB	Everett (16)	CB	Irvin (16)
RB	McGee (12)	SS	Stewart (10)
FB	Bell (13)	FS	J. Johnson (16)

Passing	Att.	Comp.	Yds.	Pct.	Yds./Att.	TD	TD%	Int.	Int%	LG	Sack-Lost	Rating
Everett	517	308	3964	59.6	7.67	31	5.9	18	3.5	69	28-197	89.2
Herrmann	5	4	38	80.0	7.60	0	0.0	0	0.0	15	0-0	98.3
Rams	522	312	4002	59.8	7.67	31	5.9	18	3.4	69T	28-197	89.3
Opponents	571	307	3694	53.8	6.47	17	3.0	22	3.9	59	56-394	67.7

Rushing	No.	Yds.	Avg.	LG	TD
Bell	288	1212	4.2	44	16
White	88	323	3.7	13	0
Delpino	34	147	4.3	13	0
Green	35	117	3.3	13	0
Everett	34	104	3.1	19	0
McGee	22	69	3.1	12	0
R. Brown	3	24	8.0	13	0
Ellard	1	7	7.0	7	0
Guman	1	1	1.0	1	0
Herrmann	1	-1	-1.0	-1	0
Rams	507	2003	4.0	44	16
Opponents	414	1686	4.1	46T	12

Receiving	No.	Yds.	Avg.	LG	TD
Ellard	86	1414	16.4	68	10
Holohan	59	640	10.8	29	7
D. Johnson	42	350	8.3	23	6
Delpino	30	312	10.4	38	2
Cox	28	590	21.1	69T	5
Bell	24	124	5.2	20	2
McGee	16	117	7.3	16	3
Anderson	11	319	29.0	56	0
Green	6	57	9.5	19	0
White	6	36	6.0	18	0
Young	2	27	13.5	18	0
R. Brown	2	15	7.5	10	0
Rams	402	12.8	69T	31	
Opponents	307	3694	12.0	59	17

Interceptions	No.	Yds.	Avg.	LG	TD
J. Johnson	4	18	4.5	11	0
Gray	3	83	27.7	47T	1
Irvin	2	25	8.3	22	0
Stewart	2	61	30.5	43	0
Newman	2	27	13.5	27	0
Kelm	2	15	7.5	9	0
Meisner	1	20	20.0	20	0
Owens	1	11	11.0	11	0
Greene	1	10	10.0	10	0
Washington	1	7	7.0	7	0
Sutton	1	1	1.0	1	0
Jerue	1	0	0.0	0	0
Newsome	0	3	-	13	0
Rams	22	281	12.8	47T	1
Opponents	18	138	7.7	34	1

Punting	No.	Yds.	Avg.	TB	In20	LG	Bk.
Hatcher	36	1424	39.6	1	13	54	0
Camarrillo	40	1579	39.5	2	11	57	0
Rams	76	3003	39.5	3	24	57	0
Opponents	93	3714	39.9	12	21	61	1

Punt Returns	No.	FC	Yds.	Avg.	LG	TD
Hicks	25	0	144	5.8	13	0
Ellard	17	3	119	7.0	34	0
Sutton	3	6	52	17.3	46	0
J. Johnson	1	1	4	2.0	4	0
Gray	1	0	1	1.0	1	0
Irvin	1	1	2	2.0	2	0
Rams	49	11	322	6.6	46	0
Opponents	43	21	347	8.1	30	0

Kickoff Returns	No.	Yds.	Avg.	LG	TD
R. Brown	19	401	21.1	73	0
Green	17	345	20.3	44	0
Delpino	14	333	23.8	38	0
McDonald	3	34	11.3	22	0
Sutton	2	41	20.5	25	0
White	2	37	18.5	23	0
McGee	1	0	0.0	0	0
Stewart	1	0	0.0	0	0
Rams	59	1191	20.2	73	0
Opponents	81	1563	19.3	93	1

Field Goals	1-19	20-29	30-39	40-49	50+	T
Lansford	1-1	9-12	8-10	6-8	0-1	24-32
Rams	1-1	9-12	8-10	6-8	0-1	24-32
Opponents	0-0	3-3	7-10	4-7	2-3	16-23

**Lansford** (52M, 33, 29), (46), (37, 46), (31M, 41), (25M), (40, 25), (1, 39, 43M), (37, 27M, 18, 47, 30), (22, 44M), (23), (20), (23, 28M, 34M), (25, 27, 22), (35, 36, 32), (49), **Opponents** (1), (30), (30M, 49M, 29), (34), (43, 51), (1, 40, 47M), (33M, 33), (33), (23, 50, 40), (52M), (38), (46M), (39), (34M), (23, 46, 36).

# 1987 (6-9) 3RD, NFC WEST

COACH: JOHN ROBINSON

DATE	W/L	Score	Opponent	Attend.
9/13	L	16-20	@ Houston	(33,186)
9/20	L	16-21	MINNESOTA	(63,567)
10/4	L	10-37	@ New Orleans	(29,745)
10/11	W	31-21	PITTSBURGH	(20,218)
10/18	L	20-24	@ Atlanta	(15,813)
10/26	L	17-30	@ Cleveland	(76,933)
11/1	L	10-31	SAN FRANCISCO	(55,328)
11/8	L	14-31	NEW ORLEANS	(43,379)
11/15	W	27-24	@ St. Louis	(27,730)
11/23	W	30-26	@ Washington	(53,614)
11/29	W	35-3	TAMPA BAY	(45,188)
12/6	W	37-16	@ Detroit	(33,412)
12/13	W	33-0	ATLANTA	(43,310)
12/21	L	21-29	DALLAS	(60,700)
12/27	L	0-48	@ San Francisco	(57,950)

RAMS		OPP.	
First Downs	276	279	
Rushing	118	95	
Passing	136	162	
Penalty	22	22	
3rd Down Eff.	75-204 36.7%	77-203 37.9%	
4th Down Eff.	4-17 23.5%	3-8 37.5%	
Time of Poss. Avg.	29:59	30:01	
Total Net Yards	4651	5121	
Avg./Game	310.1	341.4	
Total Plays	957	961	
Avg./Play	4.9	5.3	
Net Yards Rushing	2097	1732	
Avg./Game	139.8	115.5	
Total Rushes	512	419	
Net Yards Passing	2594	3389	
Avg./Game	170.3	225.9	
Sacked-Yds. Lost	25-196	38-304	
Gross Yards	2750	3693	
Att-Comp-Int	420-220-18	504-281-16	
Comp. %	52.6	55.8	
Punts/Avg.	77-40.8	83-37.2	
Net Avg.	35.2	33.2	
Penalties/Yards	91-677	100-888	
Fumbles/ Ball Lost	26-15	28-11	
Touchdowns	38	43	
Rushing	15	8	
Passing	16	31	
Returns	7	4	

Score by Periods	1	2	3	4	T
Rams	7	92	88	60	- 317
Opponents	79	132	57	93	- 361

Scoring	TD	Ru	PAT	FG	S	Pts	
Lansford	0	0	0	36-38	17-21	0 87	
White	11	0	0	0-0	0-0	0 66	
Ro. Brown	3	0	2	1-0	0-0	0 18	
Ellard	0	3	0	0-0	0-0	0 18	
D. Johnson	2	0	0	0-0	0-0	0 12	
Francis	2	0	0	0-0	0-0	0 12	
Irvin	1	0	0	1-0	0-0	0 6	
Gray	1	0	0	1-0	0-0	0 6	
Guman	1	1	0	0-0	0-0	0 6	
Greene	1	0	1	0-0	0-0	0 6	
Bell	1	0	0	0-0	0-0	0 6	
Wilcher	1	0	0	1-0	0-0	0 6	
Young	1	0	1	0-0	0-0	0 6	
Everett	1	1	0	0-0	0-0	0 6	
McGee	1	1	0	0-0	0-0	0 6	
House	1	1	0	0-0	0-0	0 6	
J. Johnson	1	0	0	1-0	0-0	0 6	
Stewart	0	0	0	0-0	0-0	2 2	
Others	6	1	4	1-0	0-0	0 36	
Rams	38	15	7	36-38	17-21	1 317	
Opponents	43	7	26	3	40-43	21-21	0 361

Sacks - Jeter 7.0-62.0, Greene 6.5-53.0, S. Miller 6.0-41.0, Wilcher 5.0-39.0, Meisner 3.0-19.0, Reid 2.0-16.0, Wright 2.0-16.0, Cromwell 1.0-27.0, Borland 1.0-15.0, Collins 1.0-10.0, Edwards 1.0-1.0, Owens 1.0-1.0, Stokes 0.5-4.0.  
TEAM: 38.0-304.0; Opp. 25.0-196.0.

### Usual Starters

WR	Ellard (12)	DE	Reed (12)
LT	Pankey (12)	NT	Meisner (15)
LG	Newberry (12)	DE	Doss (9)
C	Smith (17)	OLB	Wilcher (12)
RG	Harrath (8)	ILB	Collins (15)
RT	Slater (12)	ILB	Ekern (11)
TE	Hill (12)	OLB	Owens (12)
WR	Ro. Brown (9)	CB	Gray (12)
QB	Everett (11)	CB	Irvin (9)
FB	Guman (7)	SS	Nesome (8)
RB	White (12)	FS	Cromwell (8)

Rushing	No.	Yds.	Avg.	LG	TD
White	324	1374	4.2	58	11
Dickerson	60	277	4.6	57	1
Francis	35	138	3.9	23	0
Guman	36	98	2.7	7	0
Everett	18	83	4.6	16	1
Tyrrell	11	44	4.0	13	0
Bell	8	26	3.3	13	0
Ro. Brown	3	22	11.0	11	0
Evans	3	10	3.3	5	0
McGee	3	6	2.0	2	0
A. Williams	2	9	4.5	7	0
Quaries	1	8	8.0	8	0
Ellard	1	2	2.0	4	0
Bryant	1	2	2.0	2	0
Dils	1	4	-0.6	5	0
Rams	512	2097	4.1	58	15
Opponents	419	1732	4.1	46	8

Receiving	No.	Yds.	Avg.	LG	TD
Ellard	51	799	15.7	81	2
Ro. Brown	26	521	20.0	52	2
White	23	121	5.3	30	0
Guman	22	263	12.0	33	0
D. Johnson	21	198	9.4	20	2
Hill	11	105	9.5	24	0
Mobley	8	107	13.4	40	1
Francis	8	38	4.8	7	0
McGee	7	40	5.7	12	0
Moore	6	107	17.8	26	1
House	6	63	10.5	15	1
Tyrrell	6	59	11.8	16	1
Bell	6	59	11.8	32	1
Dickerson	5	38	7.6	13	0
Young	4	56	14.0	26	1
McDonald	4	31	7.8	13	0
P. Smith	3	21	7.0	7	0
Baty	3	37	12.3	20	0
Henry	1	13	13.0	13	0
Rams	220	2750	12.5	81	16
Opponents	281	3693	13.1	82	31

Interceptions	No.	Yds.	Avg.	LG	TD
Irvin	2	47	23.5	47	1
Gray	2	35	17.5	35	0
Cromwell	2	44	22.0	49	0
H. Johnson	1	49	49.0	49	0
Jackson	1	36	36.0	36	0
Williamson	1	28	28.0	28	0
Owens	1	26	26.0	26	0
Greene	1	25	25.0	25	0
Wilcher	1	11	11.0	11	0
Hicks	1	9	9.0	9	0
Ekern	1	7	7.0	7	0
Sutton	1	4	4.0	4	0
J. Johnson	1	0	0.0	0	0
Rams	16	305	19.1	49	2
Opponents	18	226	12.6	68	1

Punting	No.	Yds.	Avg.	TB	In20	Bk.
Hatcher	76	3140	41.3	4	19	62
Rams	76	3140	40.8	4	19	62
Opponents	83	3097	37.3	5	21	56

Punt Returns	No.	FC	Yds.	Avg.	LG	TD
Ellard	15	6	107	7.1	29	0
Hicks	13	1	110	8.5	26	0
Rudedge	3	0	10	3.3	3	0
P. Smith	2	0	7	3.5	7	0
Mobley	1	0	12	12.0	12	0
J. Johnson	1	0	5	5.0	5	0
Irvin	1	0	0	0.0	0	0
Sutton	0	2	0	0.0	0	0
S. Johnson	1	0	5	5.0	5	0
Rams	40	10	245	6.1	29	0
Opponents	43	10	317	7.4	48	0

Kickoff Returns	No.	Yds.	Avg.	LG	TD
Ro. Brown	27	581	21.5	95	1
Tiumalu	8	158	19.8	25	0
Tyrrell	6	116	19.3	30	0
J. Johnson	4	119	29.8	53	0
White	2	47	23.5	36	0
Sutton	2	47	18.5	19	0
McDonald	3	31	10.3	15	0
Guman	2	18	9.0	12	0
Ro. Brown	1	15	15.0	15	0
R. Brown	1	12	12.0	12	0
Cox	1	8	8.0	8	0
Ellard	1	8	8.0	8	0
Rams	63	1282	20.3	95	1
Opponents	57	1112	19.5	71	0

Field Goals	1-19	20-29	30-39	40-49	50+	T
Lansford	1-1	6-6	3-4	7-9	0-1	17-21
Rams	1-1	6-6	3-4	7-9	0-1	17-21
Opponents	1-1	6-6	6-7	7-9	1-1	21-24

Lansford (28,44,47), (27), (37), (50M, 39), (40, 40), (27), (22), (1), (28, 20), (37), (33B), (48,47,48), (18, 41M), (47), (0), (22), (32, 43), (22, 29), (33), (53, 36, 39, 44M), (1), (24, 42, 44, 47, 37), (1).

Passing	Att.	Comp.	Yds.	Pct.	Yds./Att.	TD	TD%	Int%	LG	Sack-Lost	Rating
Everett	302	162	2064	53.6	6.83	10	3.3	13	4.3	81	68.4
Dils	114	56	646	49.1	5.67	5	4.4	4	3.5	51	66.6
Millen	3	1	40	100.0	0.00	0	0.0	0	0.0	0	79.2
Quaries	3	1	40	33.3	13.33	0	0.0	0	40.0	0	81.9
Rams	220	120	2750	54.4	6.55	16	3.3	18	33.3	81	67.9
Opponents	504	281	3693	55.8	7.33	31	6.2	16	3.2	82	86.4

# 1986 (10-6) 2ND, NFC WEST

# COACH: JOHN ROBINSON

DATE	W/L	Score	Opponent	Att.
9/7	W	16-10	@ St. Louis	(40,347)
9/14	W	16-13	SAN FRANCISCO	(65,195)
9/21	W	24-7	@ Indianapolis	(59,012)
9/28	L	20-34	@ Philadelphia	(65,646)
10/5	W	26-20	TAMPA BAY, FL	(50,585)
10/12	L	14-26	@ Atlanta	(51,662)
10/19	W	14-10	DETROIT	(50,992)
10/26	W	14-7	ATLANTA	(56,993)
11/3	W	20-17	@ Chicago	(64,877)
11/9	L	0-6	@ New Orleans	(62,352)
11/16	L	28-30	NEW ENGLAND	(64,339)
11/23	W	26-13	NEW ORLEANS	(58,600)
11/30	W	17-3	@ New York Jets	(75,891)
12/7	W	29-10	DALLAS	(64,949)
12/14	L	31-37	MIAMI, FL	(62,629)
12/19	L	14-24	@ San Francisco	(60,366)
12/28	L	7-19	@ Washington	(54,180)

	RAMS	OPP.
First Downs	269	272
Rushing	139	93
Passing	105	169
Penalty	25	10
3rd Down Eff.	74-222-33.3%	70-226-30.9%
4th Down Eff.	3-8-37.5%	8-17-47.1%
Total Net Yards	4653	4871
Avg./Game	290.8	304.4
Total Plays	1008	1038
Avg./Play	4.6	4.7
Net Yards Rushing	2457	1681
Avg./Game	153.6	105.1
Total Rushes	578	460
Net Yards Passing	2196	3190
Avg./Game	137.3	199.4
Sacked-Yds. Lost	27-184	39-292
Gross Yards	2380	3482
Alt. Comp. Int.	403-194-15	539-313-28
Comp. %	48.1	58.1
Punts/Comp.	98-38.2	96-41.4
Net Avg.	32.9	36.2
Penalties/Yards	84-603	92-804
Fumbles/Ball Lost	39-22	25-15
Touchdowns	37	28
Rushing	16	9
Passing	15	17
Returns	6	2

Score by Periods	1	2	3	4	OT	T
Rams	59	98	72	74	6	6
Opponents	46	87	72	56	6	267

Scoring	TD	Ru	Pa	Rt	PAT	FG	S	Pts
Lansford	0	0	0	0	34-35	17-24	0	85
Dickerson	11	11	0	0	0-0	0-0	0	66
Redden	5	4	1	0	0-0	0-0	0	30
Ellard	4	4	0	0	0-0	0-0	0	24
Brown	3	0	3	0	0-0	0-0	0	18
Young	3	0	3	0	0-0	0-0	0	18
Irvin	3	0	0	3	0-0	0-0	0	18
House	2	0	2	0	0-0	0-0	0	12
Cromwell	1	0	1	0	0-0	0-0	0	6
Ellard	1	0	1	0	0-0	0-0	0	6
Everett	1	1	0	0	0-0	0-0	0	6
Hill	1	0	1	0	0-0	0-0	0	6
Jerue	1	0	0	1	0-0	0-0	0	6
Newberry	1	0	1	0	0-0	0-0	0	6
Reter	0	0	0	0	0-0	0-0	1	2
Rams	37	16	15	6	34-36	17-24	1	309
Opponents	28	9	17	2	27-27	24-31	0	267

**Sacks** - Jerue 8.0-78.5, Greene 7.0-45.0, Reed 6.5-45.5, Wilcher 5.5-49.5, S. Miller 5.0-29.5, Owens 4.0-23.0, Meisner 2.0-12.0, Ekern 1.0-9.0. **TEAM:** 39.0-292.0; **Opp:** 27.0-184.0.

### Usual Starters

WR	Ellard (8)	DE	Reed (10)
LT	Pankey (16)	NT	S. Miller (16)
LG	Newberry (14)	DE	Doss (16)
C	D. Smith (16)	OLB	Wilcher (16)
RG	Harrah (16)	ILB	Jerue (16)
RT	Slater (16)	ILB	Ekern (13)
TE	Hill (15)	OLB	Owens (16)
WR	Ro. Brown (12)	CB	Gray (16)
QB	Bartkowski (6)	CB	Irvin (15)
	Dils (5), Everett (5)	SS	Cromwell (16)
FB	Redden (13)	FS	Newsome (16)
RB	Dickerson (16)		

Rushing	No.	Yds.	Avg.	LG	TD
Dickerson	404	1821	4.5	42t	11
Redden	110	467	4.2	41t	4
White	22	126	5.7	19	0
Everett	16	46	2.9	14	0
Brown	4	5	1.3	11	0
Dils	4	5	0.5	5	0
Carpenter	2	3	1.5	3	0
Bartkowski	2	2	0.5	3	0
Guman	2	2	1.0	3	0
Hunter	1	6	-6.0	-6	0
Ellard	1	-15	-15.0	-15	0
<b>Rams</b>	<b>578</b>	<b>2457</b>	<b>4.3</b>	<b>42t</b>	<b>16</b>
<b>Opponents</b>	<b>460</b>	<b>1681</b>	<b>3.7</b>	<b>59t</b>	<b>9</b>

Receiving	No.	Yds.	Avg.	LG	TD
Ellard	34	447	13.1	34	4
Redden	28	217	7.8	24	1
Dickerson	26	205	7.9	28	0
Brown	25	396	15.8	65t	3
Hunter	25	206	13.7	42	0
Young	15	181	12.1	21	3
Hill	14	202	14.4	33	1
Duckworth	9	141	15.7	32	1
Guman	9	68	7.6	13	0
House	7	178	25.4	60t	2
Scott	5	76	15.2	21	0
Long	5	47	9.4	13	0
Tyrrell	1	9	9.0	9	0
White	1	7	7.0	7	0
<b>Rams</b>	<b>194</b>	<b>2380</b>	<b>12.3</b>	<b>65t</b>	<b>15</b>
<b>Opponents</b>	<b>313</b>	<b>3482</b>	<b>11.1</b>	<b>69t</b>	<b>17</b>

Interceptions	No.	Yds.	Avg.	LG	TD
Gray	8	101	12.6	28	0
Irvin	6	150	25.0	50t	1
Cromwell	5	101	20.2	80t	1
Newsome	3	45	15.0	30	0
Sutton	2	25	12.5	20	0
Jerue	2	23	11.5	22t	1
J. Johnson	1	13	13.0	13	0
Wilcher	1	0	0.0	0	0
<b>Rams</b>	<b>28</b>	<b>458</b>	<b>16.4</b>	<b>80t</b>	<b>3</b>
<b>Opponents</b>	<b>15</b>	<b>128</b>	<b>8.5</b>	<b>34</b>	<b>0</b>

Punting	No.	Yds.	Av.	TB	LG	Bk.
Hatcher	98	3740	38.6	5	26	57
<b>Rams</b>	<b>98</b>	<b>3740</b>	<b>38.6</b>	<b>5</b>	<b>26</b>	<b>57</b>
<b>Opponents</b>	<b>96</b>	<b>3975</b>	<b>41.4</b>	<b>7</b>	<b>26</b>	<b>59</b>

Punt Returns	No.	FC	Yds.	Avg.	LG	TD
Ellard	14	10	127	9.1	20	0
Sutton	28	5	234	8.4	32	0
J. Johnson	0	7	0	0.0	0	0
<b>Rams</b>	<b>42</b>	<b>22</b>	<b>361</b>	<b>8.6</b>	<b>32</b>	<b>0</b>
<b>Opponents</b>	<b>47</b>	<b>30</b>	<b>416</b>	<b>8.9</b>	<b>32</b>	<b>0</b>

Kickoff Returns	No.	Yds.	Avg.	LG	TD
Brown	36	794	22.1	55	0
White	12	216	18.0	28	0
Sutton	5	91	18.2	22	0
Guman	2	28	14.0	16	0
Carpenter	2	19	9.5	11	0
Ellard	1	18	18.0	18	0
Love	1	-6	-6.0	-6	0
<b>Rams</b>	<b>59</b>	<b>1160</b>	<b>19.7</b>	<b>55</b>	<b>0</b>
<b>Opponents</b>	<b>64</b>	<b>1282</b>	<b>20.0</b>	<b>84</b>	<b>0</b>

Field Goals	1-19	20-29	30-39	40-49	50+	T
Lansford	-1-1	5-6	6-9	4-6	1-2	17-24
<b>Rams</b>	<b>-1-1</b>	<b>5-6</b>	<b>6-9</b>	<b>4-6</b>	<b>1-2</b>	<b>17-24</b>
<b>Opponents</b>	<b>3-3</b>	<b>8-8</b>	<b>5-6</b>	<b>8-13</b>	<b>0-1</b>	<b>24-31</b>

**Lansford** (26), (24, 38M, 32, 18), (46), (1), (34, 40), (47M, 33B), (1), (1), (26, 50), (37M), (42M), (32, 47, 29, 44), (38, 29M, 50M), (37, 27), (32), (1)

**Opponents** (28, 48M), (44B, 46, 29, 49M), (60M), (22, 41), (26, 37), (23, 32, 49, 41), (49M, 47), (32M), (30), (20, 22), (42, 45, 19), (33, 18), (25), (48), (18), (30, 42B)

Passing	Att.	Comp.	Yds.	Pct.	Yds./Att.	TD	TD%	Int.	Int%	LG	Sack-Lost	Rating
Everett	147	73	1018	49.7	6.93	8	5.4	8	5.4	60t	8-50	67.8
Dils	129	59	693	45.7	5.37	4	3.1	4	3.1	65t	7-44	60.0
Bartkowski	126	61	654	48.4	5.19	2	1.6	2	1.6	42	11-84	59.4
Dickerson	1	1	15	100.0	15.00	1	100.0	0	0.0	15t	0-0	158.3
House	0	0	0	0.0	0.00	0	0.0	0	0.0	0	1-6	0.0
<b>Rams</b>	<b>403</b>	<b>194</b>	<b>2380</b>	<b>48.1</b>	<b>5.10</b>	<b>15</b>	<b>3.7</b>	<b>15</b>	<b>3.7</b>	<b>65t</b>	<b>27-184</b>	<b>63.7</b>
<b>Opponents</b>	<b>539</b>	<b>313</b>	<b>3482</b>	<b>58.1</b>	<b>5.52</b>	<b>17</b>	<b>3.2</b>	<b>28</b>	<b>5.2</b>	<b>69t</b>	<b>39-292</b>	<b>66.3</b>

# 1985 (11-5) 1st, NFC WEST

# COACH: JOHN ROBINSON

DATE	W/L	Score	Opponent	Attend.
9/8	W	20-16	DENVER	(52,522)
9/15	W	17-6	@ Philadelphia	(60,920)
9/23	W	35-24	@ Seattle	(63,292)
9/29	W	17-6	ATLANTA	(49,870)
10/6	W	13-10	MINNESOTA	(59,269)
10/13	W	31-27	@ Tampa Bay	(39,607)
10/20	W	16-0	@ Kansas City	(64,474)
10/27	L	14-28	SAN FRANCISCO	(65,939)
11/3	W	28-10	NEW ORLEANS	(49,030)
11/10	L	19-24	@ New York Giants	(74,663)
11/17	L	14-30	@ Atlanta	(29,960)
11/24	W	34-17	GREEN BAY	(52,710)
12/1	L	3-29	@ New Orleans	(44,122)
12/9	W	27-20	@ San Francisco	(60,581)
12/15	W	46-14	ST. LOUIS	(52,052)
12/23	L	6-16	LOS ANGELES RAIDERS	(66,676)
1/4	W	20-0	DALLAS	(66,351)
1/12	L	0-24	@ Chicago	(63,522)

	RAMS	OPP.
First Downs	258	281
Rushing	115	104
Passing	131	155
Penalty	12	22
3rd Down Eff.	69-205-33.8%	86-236-36.2%
4th Down Eff.	7-13-53.8%	12-19-63.2%
Total Net Yards	4520	4648
Avg./Game	282.5	290.5
Total Plays	963	1048
Avg./Play	4.7	4.4
Net Yards Rushing	2057	1586
Avg./Game	128.6	99.1
Total Rushes	503	444
Net Yards Passing	2463	3062
Avg./Game	153.9	191.4
Sacked-Yds. Lost	57-409	56-421
Gross Yards	2872	3483
Att-Comp-Int	403-234-14	548-296-29
Comp. %	58.1	54.0
Punts/Avg.	88-42.7	89-42.0
Net Avg.	38.0	34.6
Penalties/Yards	97-730	72-529
Fumbles/Ball Lost	35-21	30-17
Touchdowns	39	30
Rushing	15	9
Passing	16	19
Returns	8	2

Score by Periods	1	2	3	4	T
Rams	54	102	82	102	340
Opponents	47	99	53	78	277

Scoring	TD	Ru	Pa	Rt	PAT	FG	S	Pts
Lansford	0	0	0	38-39	22-29	0	0	67
Dickerson	12	12	0	0	0-0	0-0	0	72
Ellard	6	0	5	1	0-0	0-0	0	36
Brown	6	0	3	3	0-0	0-0	0	36
Hunter	4	0	4	0	0-0	0-0	0	24
White	3	3	0	0	0-0	0-0	0	18
Duckworth	3	0	3	0	0-0	0-0	0	18
D. Hill	1	0	1	0	0-0	0-0	0	6
Irvin	1	0	0	1	0-0	0-0	0	6
Ekern	1	0	0	1	0-0	0-0	0	6
Johnson	1	0	0	1	0-0	0-0	0	6
Green	1	0	0	1	0-0	0-0	0	6
Doss	0	0	0	0	0-0	1	2	2
Rams	39	15	16	8	38-39	22-29	1	340
Opponents	30	9	19	2	28-30	23-29	0	277

**Sacks** - Wilcher 12.0-104.0, Jeter 12.0-96.0, Owens 9.0-62.0, Reed 6.5-47.0, Miller 5.0-39.0, Doss 3.0-19.0, Harrison 3.0-18.0, Collins 2.0-14.0, Newsome 1.0-10.0, Green 1.0-5.0, Cromwell 1.0-2.0, DeJurnett 0.5-3.0. **TEAM:** 56-419.0; **Opp:** 27.0-184.0.

### Usual Starters

WR	Ellard (16)	DE	Reed (16)
LT	Pankey (12)	NT	DeJurnett (14)
LG	K. Hill (16)	DE	Doss (16)
C	D. Smith (16)	OLB	Andrews (11)
RG	Harrah (16)	ILB	Collins (16)
RT	Slater (16)	ILB	Ekern (16)
TE	D. Hill (16)	OLB	Owens (15)
WR	Brown (9)	CB	Green (16)
QB	Brock (15)	CB	Irvin (16)
FB	Carpenter (8)	SS	Cromwell (16)
RB	Dickerson (14)	FS	J. Johnson (15)

Passing	Att.	Comp.	Yds.	Pct.	Yds./Att.
Brock	365	218	2658	59.7	7.28
Kemp	38	16	214	42.1	5.63
Rams	403	234	2872	58.1	5.35
Opponents	548	296	3483	54.0	5.07

Rushing	No.	Yds.	Avg.	LG	TD
Dickerson	292	1234	4.2	43	12
Redden	87	380	4.4	41	0
White	70	310	4.4	32	0
Cain	1	46	4.2	9	0
Brock	20	38	1.9	13	0
Guman	11	32	2.9	6	0
Brown	2	13	6.5	9	0
Ellard	3	8	2.7	16	0
Kemp	5	0	0.0	3	0
Dills	2	0	-2.0	0	0
Rams	503	2057	4.1	43	15
Opponents	444	1586	3.6	36	9

Receiving	No.	Yds.	Avg.	LG	TD
Ellard	54	811	15.0	64	5
Hunter	50	562	11.2	47	4
D. Hill	29	271	9.3	37	1
Duckworth	25	422	16.9	42	3
Dickerson	20	126	6.3	33	0
Redden	16	162	10.1	32	0
Brown	14	215	15.4	43	3
Young	14	157	11.2	23	0
Cain	5	24	4.8	13	0
Guman	3	23	7.7	11	0
McDonald	2	58	29.0	35	0
Barber	1	29	29.0	29	0
White	1	12	12.0	12	0
Rams	234	2872	12.3	64	16
Opponents	296	3483	11.8	73	19

Interceptions	No.	Yds.	Avg.	LG	TD
Green	6	84	14.0	41	1
Irvin	6	83	13.8	34	1
J. Johnson	3	19	6.3	20	0
Newsome	3	20	6.7	26	0
Ekern	2	55	27.5	33	1
Fox	2	8	4.0	8	0
Collins	2	8	4.0	4	0
Cromwell	2	5	2.5	5	0
Wilcher	1	0	0.0	0	0
Rams	29	359	12.4	46	4
Opponents	14	138	9.9	30	1

Punting	No.	Yds.	Avg.	TB	In20	LG	Blk.
Hatcher	87	3761	43.2	6	32	67	1
Rams	87	3761	43.2	6	32	67	1
Opponents	89	3738	42.0	8	23	61	0

Punt Returns	No.	FC	Yds.	Avg.	LG	TD
Ellard	37	9	501	13.5	80	1
J. Johnson	0	7	0	0.0	2	0
White	1	0	0	0.0	0	0
Rams	38	16	501	13.2	80	1
Opponents	43	22	297	6.9	23	0

Kickoff Returns	No.	Yds.	Avg.	LG	TD
Brown	28	918	32.8	98	3
White	17	300	17.6	32	0
Cain	6	115	19.2	28	0
Guman	2	30	15.0	17	0
Slaton	1	18	18.0	18	0
S. Miller	1	10	10.0	10	0
Cromwell	1	3	3.0	3	0
Rams	26	1394	24.9	98	3
Opponents	66	1253	19.0	62	0

Field Goals	1-19	20-29	30-39	40-49	50+	T
Lansford	0-0	5-5	9-12	6-8	2-4	22-29
Rams	0-0	5-5	9-12	6-8	2-4	22-20
Opponents	0-0	7-8	6-7	7-9	3-5	23-29

**Lansford** (37, 33), (33, 45M, 31M), (1), (52), (43, 33), (27), (33, 37, 30), (51M), (1), (31, 40, 26, 25), (1), (40M, 43, 31M, 32), (41), (25, 29), (32M, 46), (50M, 52, 40), (53M), (24), (50, 45, 53M), (26), (44, 47), (28M, 24), (34, 49), (50M), (41M, 31M), (51), (40), (39, 38, 27), (38), (47, 42, 35, 27, 35), (1), (1), (49M, 27, 51, 29)

TD	TD%	Int.	Int%	LG	Sack-Lost	Rating
16	4.4	13	3.6	64	51-351	82.0
16	0.0	1	2.6	35	6-58	49.7
19	4.0	14	3.5	64	57-409	78.9
16	3.5	29	5.3	73	56-421	63.1

# 1984 (10-6) 2ND, NFC WEST

## COACH: JOHN ROBINSON

DATE	W/L	Score	Opponent	Att.
9/3	L	13-20	DALLAS	(65,403)
9/9	W	20-17	CLEVELAND	(43,043)
9/16	L	14-24	@ Pittsburgh	(58,104)
9/23	W	24-14	@ Cincinnati	(45,406)
9/30	W	33-12	NEW YORK GIANTS	(53,417)
10/7	L	28-30	ATLANTA	(47,832)
10/14	W	28-10	@ New Orleans	(63,161)
10/22	W	24-10	@ Atlanta	(52,861)
10/28	L	0-33	SAN FRANCISCO	(65,481)
11/4	W	16-13	@ St. Louis	(50,950)
11/11	W	29-13	CHICAGO	(62,021)
11/18	L	6-31	@ Green Bay	(52,031)
11/25	W	34-33	@ Tampa Bay	(42,242)
12/2	W	34-21	NEW ORLEANS	(49,348)
12/9	W	27-16	HOUSTON	(49,092)
12/16	L	16-19	@ San Francisco	(59,743)
12/23	L	13-16	NEW YORK GIANTS	(67,037)

	RAMS	OPP.
<b>First Downs</b>	258	309
Rushing	140	108
Passing	100	179
Penalty	18	22
3rd Down Eff.	65-195-33.3%	88-225-39.1%
4th Down Eff.	1-8-12.5%	12-22-54.5%
<b>Total Net Yards</b>	5,006	5,266
Avg./Game	312.9	329.1
Total Plays	931	1058
Avg./Play	5.4	5.0
<b>Net Yards Rushing</b>	2864	1600
Avg./Game	179.0	100.0
Total Rushes	541	449
Avg./Game	33.9	26.6
<b>Net Yards Passing</b>	2142	3666
Avg./Game	133.9	229.1
Sacked-Yds. Lost	32-240	43-298
Gross Yards	2382	3964
Att-Comp-Int	358-176-17	566-346-17
Comp. %	49.2	61.1
Net Avg.	74-38.7	71-41.5
Net Yds./Att	33.6	32.1
<b>Penalties/Yards</b>	93-830	115-871
<b>Fumbles/Ball Lost</b>	31-18	42-22
<b>Touchdowns</b>	38	36
Rushing	16	15
Passing	16	18
Returns	6	3

Score by Periods	1	2	3	4	T
Rams	67	118	77	84	346
Opponents	55	110	57	94	316

Scoring	TD	Ru	Pa	Rt	PAT	FG	S	Pts
Lansford	0	0	0	0	37-38	25-33	0	112
Dickerson	14	0	0	0	0-0	0-0	0	84
Ellard	0	6	2	0	0-0	0-0	0	48
Brown	4	0	4	0	0-0	0-0	0	24
Dr. Hill	4	0	0	0	0-0	0-0	0	24
Crutchfield	2	1	0	0	0-0	0-0	0	12
Irvin	2	0	0	2	0-0	0-0	0	12
Cromwell	1	0	0	1	0-0	0-0	0	6
Guman	1	0	0	1	0-0	0-0	0	6
Da. Hill	1	0	1	0	0-0	0-0	0	6
Kemp	1	0	0	0	0-0	0-0	0	6
Sully	0	0	0	0	0-0	0-0	1	2
Vann	0	0	0	0	0-0	0-0	1	2
<b>Rams</b>	<b>38</b>	<b>16</b>	<b>16</b>	<b>6</b>	<b>37-38</b>	<b>25-33</b>	<b>2</b>	<b>346</b>
<b>Opponents</b>	<b>36</b>	<b>15</b>	<b>18</b>	<b>3</b>	<b>32-36</b>	<b>22-31</b>	<b>1</b>	<b>316</b>

**Sacks** - Youngblood 9.0-58.5, Andrews 6.0-58.0, Doss 6.0-42.5, Owens 3.5-19.5, DeJurnett 3.0-23.0, Meisner 2.5-14.0, Wicher 2.0-16.0, Green 2.0-11.0, Eckern 1.0-8.0, Reed 1.0-7.0, Newsome 1.0-3.0, Harris 0.5-3.0, Collins 0.5-1.5 TEAM: 38.0-265.0; Opp. 32.0-42.0.

### Usual Starters

WR	Ellard (16)	DE	Reed (15)
LT	Bain (16)	NT	Meisner (16)
LG	K. Hill (16)	DE	Doss (16)
C	Smith (16)	OLB	Andrews (11)
RG	Harrah (15)	ILB	Collins (16)
RT	Pankay (9)	ILB	Eckern (16)
TE	Da. Hill (16)	OLB	Owens (16)
WR	Dr. Hill (16)	CB	Green (16)
QB	Kemp (13)	CB	Irvin (16)
FB	Guman (13)	SS	E. Harris (7)
RB	Dickerson (16)	FS	J. Johnson (7)
			Cromwell (11)

Rushing	No.	Yds.	Avg.	LG	TD
Dickerson	379	2105	5.6	66	14
Crutchfield	73	337	4.6	36	1
Redden	45	247	5.5	35	0
Kemp	34	153	4.5	23	1
Brown	2	25	12.5	16	0
Guman	1	2	2.0	2	0
Ferragamo	4	0	0.0	2	0
Ellard	3	-5	-1.7	5	0
<b>Rams</b>	<b>541</b>	<b>2864</b>	<b>5.3</b>	<b>66</b>	<b>16</b>
<b>Opponents</b>	<b>449</b>	<b>1600</b>	<b>3.6</b>	<b>31</b>	<b>15</b>

Receiving	No.	Yds.	Avg.	LG	TD
Ellard	34	622	18.3	63t	6
Da. Hill	31	300	9.7	26	1
Brown	23	478	20.8	54	4
Dickerson	21	139	6.6	19	0
Guman	19	161	8.5	29	0
Dr. Hill	14	390	27.9	68	4
Grant	9	64	7.1	15	0
Farmer	7	75	10.7	23	0
Barber	7	42	6.0	11	0
J. McDonald	4	55	13.8	22	0
Redden	4	39	9.8	14	0
Crutchfield	2	11	5.5	7	1
Faulkner	1	6	6.0	6	0
<b>Rams</b>	<b>176</b>	<b>2382</b>	<b>13.5</b>	<b>68</b>	<b>16</b>
<b>Opponents</b>	<b>146</b>	<b>3964</b>	<b>11.5</b>	<b>64t</b>	<b>18</b>

Interceptions	No.	Yds.	Avg.	LG	TD
Irvin	5	166	33.2	81	2
Green	3	88	29.3	60	1
Cromwell	3	54	18.0	33t	0
Collins	2	43	21.5	40	0
J. Johnson	2	21	10.5	21	0
Newsome	1	31	31.0	31	0
Owens	1	4	-4.0	-4	0
<b>Rams</b>	<b>17</b>	<b>399</b>	<b>23.5</b>	<b>81t</b>	<b>3</b>
<b>Opponents</b>	<b>17</b>	<b>240</b>	<b>14.1</b>	<b>99t</b>	<b>2</b>

Punting	No.	Yds.	Avg.	TB	In20	LG	Bk.
Misko	74	2866	38.7	9	21	58	0
<b>Rams</b>	<b>74</b>	<b>2866</b>	<b>38.7</b>	<b>9</b>	<b>21</b>	<b>58</b>	<b>0</b>
<b>Opponents</b>	<b>71</b>	<b>2949</b>	<b>41.5</b>	<b>9</b>	<b>11</b>	<b>66</b>	<b>2</b>

Punt Returns	No.	FC	Yds.	Avg.	LG	TD
Ellard	30	3	403	13.4	83t	2
Irvin	9	0	83	9.2	22	0
J. Johnson	1	1	3	3.0	3	0
<b>Rams</b>	<b>40</b>	<b>4</b>	<b>489</b>	<b>12.2</b>	<b>83t</b>	<b>2</b>
<b>Opponents</b>	<b>35</b>	<b>21</b>	<b>196</b>	<b>5.6</b>	<b>26</b>	<b>0</b>

Kickoff Returns	No.	Yds.	Avg.	LG	TD
Redden	23	530	23.0	40	0
Dr. Hill	26	543	20.9	40	0
Ellard	2	24	12.0	12	0
Irvin	2	33	16.5	22	0
Pleasant	2	48	24.0	29	0
Crutchfield	1	20	20.0	20	0
Guman	1	43	43.0	43t	1
Sully	1	3	3.0	3	0
<b>Rams</b>	<b>58</b>	<b>1244</b>	<b>21.4</b>	<b>43t</b>	<b>1</b>
<b>Opponents</b>	<b>74</b>	<b>1288</b>	<b>17.4</b>	<b>43</b>	<b>0</b>

Field Goals	1-19	20-29	30-39	40-49	50+	T
Lansford	2-2	9-9	10-13	3-7	1-2	25-33
<b>Rams</b>	<b>2-2</b>	<b>9-9</b>	<b>10-13</b>	<b>3-7</b>	<b>1-2</b>	<b>25-33</b>
<b>Opponents</b>	<b>1-1</b>	<b>6-6</b>	<b>4-6</b>	<b>7-13</b>	<b>4-5</b>	<b>22-31</b>

**Lansford** (31,36), (37,27), (35M), (46M, 45M, 29), (33,35,38M), ( ), ( ), (48M, 18), ( ), (33, 51M, 27, 32), (21,45,29), (21, 50), (35, 27), (25, 30), (35, 19, 41M), (41, 30M, 28, 42)

**Opponents** (31, 52), (25, 46M), (37M, 41), ( ), (44M), (52, 50, 37), (47), (42M, 39, 49M), (46, 46), (49, 43, 48M), (20, 52), (21, 54M, 36M), (26, 24), ( ), (21, 42, 18), (38, 48M)

Passing	Att.	Comp.	Yds.	Pct.	Yds./Att.
Kemp	284	143	2021	50.4	7.12
Ferragamo	66	29	317	43.9	4.80
Dils	7	4	44	57.1	6.29
Dickerson	1	0	0	0.00	0.00
<b>Rams</b>	<b>358</b>	<b>176</b>	<b>2382</b>	<b>49.2</b>	<b>6.65</b>
<b>Opponents</b>	<b>566</b>	<b>346</b>	<b>3964</b>	<b>61.1</b>	<b>7.00</b>

TD	TD%	Int.	Int%	LG	Sack-Lost	Rating
16	4.5	17	4.7	68	32-240	65.9
18	3.2	17	4.0	64t	43-298	80.3

HISTORY



# 1982 (2-7) 4TH, NFC WEST

# COACH: RAY MALAVASI

DATE	W/L	Score	Opponent	Attend.
9/12	L	23-35	@ Green Bay	(53,694)
9/19	L	14-19	DETROIT	(59,470)
11/21	L	17-34	@ Atlanta	(39,686)
11/28	W	20-14	KANSAS CITY	(45,793)
12/2	L	24-30	SAN FRANCISCO	(58,574)
12/12	L	24-27	DENVER	(48,112)
12/18	L	31-37	@ Los Angeles Raiders	(56,646)
12/26	L	26-34	CHICAGO	(46,502)
1/2	W	21-20	@ San Francisco	(45,256)

	RAMS	OPP.
<b>First Downs</b>	163	193
Rushing	61	75
Passing	90	107
Penalty	12	11
3rd Down Eff.	43-117-36.8%	55-123-43.7%
4th Down Eff.	8-10-80.0%	2-4-50.0%
<b>Total Net Yards</b>	3024	3333
Avg./Game	336.0	370.3
Total Plays	563	606
Avg./Play	5.4	5.5
<b>Net Yards Rushing</b>	1025	1202
Avg./Game	113.9	133.6
Total Rushes	251	307
<b>Net Yards Passing</b>	1999	2126
Avg./Game	222.1	236.8
Sacked-Yds. Lost	15-137	18-159
Gross Yards	2136	2290
Att-Comp-Int	297-166-14	281-175-11
Comp. %	55.9	62.3
<b>Punts/Avg.</b>	46-42.6	42-38.1
Net Avg.	33.0	31.4
<b>Penalties/Yards</b>	63-550	64-531
<b>Fumbles/Ball Lost</b>	23-10	15-7
<b>Touchdowns</b>	25	30
Rushing	13	13
Passing	11	11
Returns	1	1

Score by Periods	1	2	3	4	T
Rams	68	58	26	48	-200
Opponents	34	80	41	95	-250

Scoring	TD	Ru	Pa	Rt	PAT	FG	S	Pts
Tyler	13	9	4	0	0-0	0-0	0	78
Lansford	0	0	0	0	23-24	9-15	0	50
Guman	2	2	0	0	0-0	0-0	0	12
Denard	2	0	2	0	0-0	0-0	0	12
Farmer	0	2	0	0	0-0	0-0	0	12
Barber	1	0	1	0	0-0	0-0	0	6
W. Miller	1	0	1	0	0-0	0-0	0	6
Cromwell	1	1	0	0	0-0	0-0	0	6
Battle	1	0	1	0	0-0	0-0	0	6
Ferragamo	1	1	0	0	0-0	0-0	0	6
Irvin	1	0	0	0	0-0	0-0	0	6
Team	0	0	0	0	0-1	0-0	0	0
<b>Rams</b>	<b>25</b>	<b>13</b>	<b>11</b>	<b>1</b>	<b>23-25</b>	<b>9-15</b>	<b>0</b>	<b>200</b>
<b>Opponents</b>	<b>30</b>	<b>13</b>	<b>16</b>	<b>1</b>	<b>28-30</b>	<b>14-19</b>	<b>0</b>	<b>250</b>

### Usual Starters

WR	Denard (9)	DE	Ja. Youngblood (9)
LT	Panky (9)	DT	Fanning (8)
LG	K. Hill (9)	DT	C. Jones (9)
C	D. Smith (9)	DE	Doss (8)
RG	Harrah (9)	LLB	Reilly (2)
RT	Slater (9)	MLB	Jl. Youngblood (9)
TE	Barber (9)	RLB	Andrews (9)
WR	W. Miller (9)	CB	P. Thomas (9)
QB	Ferragamo (5)	CB	L. Smith (9)
PB	Guman (9)	SS	J. Johnson (9)
RB	Tyler (9)	FS	Cromwell (9)

Passing	Att.	Comp.	Yds.	Pct.	Yds./Att.
Ferragamo	209	118	1609	56.5	7.70
B. Jones	87	48	527	55.2	6.06
Guman	1	0	0	0.0	0.0
<b>Rams</b>	<b>297</b>	<b>166</b>	<b>2136</b>	<b>55.9</b>	<b>6.41</b>
<b>Opponents</b>	<b>281</b>	<b>175</b>	<b>2290</b>	<b>62.3</b>	<b>7.03</b>

Rushing	No.	Yds.	Avg.	LG	TD
Tyler	137	564	4.1	54	9
Guman	69	266	3.9	15	2
J. Thomas	16	80	5.0	11	0
B. Jones	11	73	6.6	17	0
Redden	8	24	3.0	7	0
Cromwell	1	17	17.0	17	1
W. Miller	1	5	5.0	5	0
Ferragamo	4	3	0.8	2	1
Alexander	1	3	3.0	3	0
Battle	1	1	1.0	1	0
Waddy	1	-11	-5.5	5	0
<b>Rams</b>	<b>251</b>	<b>1025</b>	<b>4.1</b>	<b>54</b>	<b>13</b>
<b>Opponents</b>	<b>307</b>	<b>1202</b>	<b>3.9</b>	<b>32</b>	<b>13</b>

Receiving	No.	Yds.	Avg.	LG	TD
Tyler	38	375	9.9	40	4
Guman	31	310	10.0	46	0
Denard	25	383	15.3	39	2
Barber	18	166	9.2	21	1
Farmer	17	344	20.2	42t	2
W. Miller	15	346	23.1	85t	1
J. Thomas	8	49	6.1	11	0
D. Hill	7	92	13.1	23	0
Redden	4	16	4.0	11	0
Battle	2	62	31.0	51t	1
Alexander	1	-7	-7.0	-7	0
<b>Rams</b>	<b>166</b>	<b>2136</b>	<b>12.9</b>	<b>85t</b>	<b>11</b>
<b>Opponents</b>	<b>175</b>	<b>2290</b>	<b>13.1</b>	<b>52</b>	<b>16</b>

Interceptions	No.	Yds.	Avg.	LG	TD
Perry	3	57	19.0	33	0
Cromwell	3	33	11.0	21	0
P. Thomas	3	0	0.0	0	0
Ekers	1	9	9.0	9	0
J. Johnson	1	7	7.0	7	0
<b>Rams</b>	<b>11</b>	<b>106</b>	<b>9.6</b>	<b>33</b>	<b>0</b>
<b>Opponents</b>	<b>14</b>	<b>98</b>	<b>7.0</b>	<b>19</b>	<b>0</b>

Punting	No.	Yds.	Avg.	TB	In20	LG	Blk.
Misko	45	1961	43.6	2	10	59	1
<b>Rams</b>	<b>45</b>	<b>1961</b>	<b>43.6</b>	<b>2</b>	<b>10</b>	<b>59</b>	<b>1</b>
<b>Opponents</b>	<b>42</b>	<b>1601</b>	<b>38.1</b>	<b>2</b>	<b>12</b>	<b>56</b>	<b>0</b>

Punt Returns	No.	FC	Yds.	Avg.	LG	TD
Irvin	22	1	242	11.0	63t	1
<b>Rams</b>	<b>22</b>	<b>1</b>	<b>242</b>	<b>11.0</b>	<b>63t</b>	<b>1</b>
<b>Opponents</b>	<b>31</b>	<b>2</b>	<b>401</b>	<b>12.9</b>	<b>93t</b>	<b>1</b>

Kickoff Returns	No.	Yds.	Avg.	LG	TD
Redden	22	502	22.8	85	0
Sully	5	84	16.8	24	0
Alexander	8	139	17.4	32	0
Guman	8	102	12.8	24	0
D. Hill	2	42	21.0	24	0
<b>Rams</b>	<b>45</b>	<b>869</b>	<b>19.3</b>	<b>85</b>	<b>0</b>
<b>Opponents</b>	<b>36</b>	<b>844</b>	<b>23.4</b>	<b>45</b>	<b>0</b>

Field Goals	1-19	20-29	30-39	40-49	50+	T
Lansford	0-0	4-5	5-8	0-0	0-2	9-15
<b>Rams</b>	<b>0-0</b>	<b>4-5</b>	<b>5-8</b>	<b>0-0</b>	<b>0-2</b>	<b>9-15</b>
<b>Opponents</b>	<b>1-1</b>	<b>2-3</b>	<b>5-7</b>	<b>6-6</b>	<b>0-2</b>	<b>14-19</b>

Lansford (32,29,28,51M), (39M), (28, 34M), (1), (36, 52M), (39), (36), (29,37,32,27M), (1)  
**Opponents** (1), (45,46,30,33), (38M, 49, 29), (57M), (33,44, 38), (47, 18), (24), (41, 31, 35M), (24B)

TD	TD%	Int.	Int%	LG	Sack-Lost	Rating
9	4.3	9	4.3	85t	7-55	77.7
16	2.3	4	4.6	51t	8-72	61.8
0	0.0	1	100.0	0	0-0	0.0
<b>11</b>	<b>3.4</b>	<b>14</b>	<b>4.7</b>	<b>85t</b>	<b>15-137</b>	<b>71.3</b>
<b>16</b>	<b>5.7</b>	<b>11</b>	<b>3.9</b>	<b>52</b>	<b>18-159</b>	<b>90.6</b>

# 1981 (6-10) 3RD, NFC WEST

COACH: RAY MALAVASI

DATE	W/L	Score	Opponent	Attend.
9/6	L	20-27	HOUSTON	(63,198)
9/13	L	17-23	@ New Orleans	(62,063)
9/20	W	35-23	GREEN BAY	(61,286)
9/28	W	24-7	@ Chicago	(62,461)
10/4	W	27-16	CLEVELAND	(63,924)
10/11	W	37-35	@ Atlanta	(57,841)
10/18	L	17-29	@ Dallas	(64,649)
10/25	L	17-20	@ San Francisco	(59,190)
11/1	W	20-13	DETROIT	(61,814)
11/8	L	13-21	NEW ORLEANS	(61,068)
11/15	L	10-24	@ Cincinnati	(56,836)
11/22	L	31-33	SAN FRANCISCO	(63,456)
11/29	L	0-24	@ Pittsburgh	(51,854)
12/6	L	7-10	@ New York Giants	(59,659)
12/14	W	21-16	ATLANTA	(57,054)
12/20	L	7-30	WASHINGTON	(52,224)

	RAMS	OPP.
First Downs	305	285
Rushing	142	125
Passing	134	128
Penalty	29	32
3rd Down Eff.	80-232-34.5%	77-231-32.1%
Total Net Yards	4793	5124
Avg./Game	299.6	320.3
Total Plays	1086	1067
Avg./Play	4.4	4.8
Net Yards Rushing	2236	2397
Avg./Game	139.8	149.8
Total Rushes	559	585
Net Yards Passing	2557	2727
Avg./Game	159.8	170.4
Sacked-Yds. Lost	50-451	43-330
Good Yards	3057	3057
Att-Comp-Int	477-235-32	439-204-17
Comp. %	49.3	46.5
Punts/Avg.	89-42.0	94-41.0
Net Avg.	35.9	30.6
Penalties/Yards	117-916	118-1008
Fumbles/Ball Lost	34-15	37-16
Touchdowns	36	39
Rushing	17	19
Passing	15	17
Returns	4	3

Score by Periods	1	2	3	4	T
Rams	51	115	49	88	303
Opponents	81	105	88	77	351

Scoring	TD	Ru	Pa	Rt	PAT	FG	S	Pts
Tyler	17	12	5	0	0-0	0-0	0	102
Corral	0	0	0	0	36-36	17-26	0	87
Dennard	4	0	4	0	0-0	0-0	0	24
Guman	4	4	0	0	0-0	0-0	0	24
Irvin	3	0	3	0	0-0	0-0	0	18
D. Hill	3	0	3	0	0-0	0-0	0	18
Arnold	2	0	2	0	0-0	0-0	0	12
Bryant	1	1	0	0	0-0	0-0	0	6
J. Harris	1	0	0	1	0-0	0-0	0	6
Childs	0	1	0	0	0-0	0-0	0	6
Rams	36	17	15	4	36-36	17-26	0	303
Opponents	39	19	17	3	37-39	26-33	1	351

### Usual Starters

WR	Dennard (15)	DE	Ja. Youngblood (16)
LT	Pankey (12)	DT	Fanning (16)
LG	K. Hill (11)	DT	C. Jones (16)
C	D. Smith (13)	DE	Doss (8)
RG	Harrah (13)	LLB	Ja. Youngblood (16)
RT	Slater (11)	MLB	Ekern (16)
TE	Arnold (9)	RLB	Andrews (16)
WR	W. Miller (9)	CB	P. Thomas (9)
QB	Haden (11)	CB	Perry (16)
FB	Bryant (12)	SS	J. Johnson (16)
RB	Tyler (15)	FS	Cromwell (16)

Passing	Att	Comp.	Yds.	Pct.	Yds./Att.
Rutledge	50	30	442	60.0	8.84
Haden	267	138	1815	51.7	6.80
Pastorini	152	64	719	42.1	4.73
Kemp	6	2	25	33.3	4.17
Guman	1	1	7	100.0	7.00
Corral	0	0	0	0.0	0.00
Rams	477	235	3008	49.3	4.85
Opponents	439	204	3057	46.5	6.96

Rushing	No.	Yds.	Avg.	LG	TD
Tyler	260	1074	4.1	69t	12
Bryant	109	436	4.0	20	1
Guman	115	433	3.8	18	4
J. Thomas	34	118	3.5	40	0
Haden	18	104	5.8	16	0
Dennard	6	29	4.8	21	0
Cromwell	1	17	17.0	17	0
D. Hill	1	14	14.0	14	0
Kemp	7	9	4.5	7	0
Pastorini	7	5	0.7	13	0
Childs	1	0	0.0	0	0
Rutledge	5	-3	-0.6	4	0
Rams	559	2236	4.0	69t	17
Opponents	585	2397	4.1	59t	19

Receiving	No.	Yds.	Avg.	LG	TD
Tyler	49	821	16.8	64	4
Waddy	45	436	9.7	67t	5
Bryant	31	460	14.8	46	0
Arnold	22	160	7.3	39	0
Guman	18	130	7.2	44	0
D. Hill	16	355	22.2	45	3
Childs	12	145	12.1	39	1
W. Miller	10	147	14.7	20	0
Moore	7	105	15.0	35	0
J. Thomas	5	37	7.4	13	0
Rams	235	3008	12.8	67t	15
Opponents	204	3057	15.0	64	17

Interceptions	No.	Yds.	Avg.	LG	TD
Cromwell	5	94	18.8	94	0
P. Thomas	4	80	20.0	64	0
Irvin	3	18	6.0	18	0
Perry	3	18	6.0	10	0
Ji. Youngblood	1	20	20.0	20	0
J. Harris	1	7	7.0	7	0
Rams	17	237	13.9	94	0
Opponents	32	361	11.3	43	1

Punting	No.	Yds.	Avg.	TB	In20	Bk	Blk.
Corral	89	3735	42.0	3	19	67	0
Rams	89	3735	42.0	3	19	67	0
Opponents	94	3856	41.0	15	16	72	0

Punt Returns	No.	FC	Yds.	Avg.	LG	TD
Irvin	46	6	615	13.4	84t	3
J. Johnson	1	2	39	39.0	39	0
D. Hill	2	0	22	11.0	12	0
Rams	49	8	676	13.8	84t	3
Opponents	52	8	481	9.3	55	0

Kickoff Returns	No.	Yds.	Avg.	LG	TD
D. Hill	60	1170	19.5	50	0
Sully	3	31	10.3	22	0
Meisner	1	17	17.0	17	0
J. Thomas	1	15	15.0	15	0
Guman	1	10	10.0	10	0
Penaranda	1	1	1.0	1	0
Pankey	1	0	0.0	0	0
Rams	68	1244	18.3	50	0
Opponents	60	1443	24.1	95t	2

Field Goals	1-19	20-29	30-39	40-49	50+	T
Corral	0-0	6-9	5-6	6-11	0-0	17-26
Opponents	3-3	4-5	8-11	10-12	1-2	26-33

Corral (35, 29M, 36), (40), (1), (24), (22M, 38, 41), (25, 37, 25), (40), (49M, 25, 26M, 32M, 45M), (42, 31), (44, 24), (22), (44), (40B), (49M), (47M), (1)

Opponents (50, 41, 44B), (45, 46, 34), (19, 23, 44), (1), (35, 29B), (1), (40, 39), (42, 18), (49, 45, 30M), (32M, 35M), (37), (47, 34, 32, 37), (21), (49M, 60M, 19), (45, 25, 22), (35)

TD	TD%	Int.	Int%	LG	Sack-Lost	Rating
3	6.0	4	8.0	64	6-62	75.5
9	3.4	13	4.9	67t	28-227	64.4
2	1.3	14	9.2	46	14-149	22.9
0	0.0	1	16.7	19	2-13	7.6
1	100.0	0	0.0	0	0-0	135.4
0	0.0	0	0.0	0	0-0	39.6
15	3.1	32	6.7	67t	50-451	51.9
17	3.9	17	3.9	64	43-330	90.6

# 1980 (11-5) 2ND, NFC WEST

# COACH: RAY MALAVASI

DATE	W/L	Score	Opponent	Attend.
9/7	L	20-41	DETROIT	(64,892)
9/11	L	9-10	@ Tampa Bay	(66,576)
9/21	W	51-21	GREEN BAY	(63,850)
9/28	W	28-7	@ New York Giants	(73,414)
10/5	W	48-26	SAN FRANCISCO	(62,188)
10/12	W	21-13	@ St. Louis	(50,230)
10/19	W	31-17	@ San Francisco	(55,360)
10/26	L	10-13	@ Atlanta	(57,401)
11/2	W	45-31	NEW ORLEANS	(59,909)
11/9	L	14-35	MIAMI	(62,045)
11/16	W	17-14	@ New England	(60,609)
11/24	W	27-7	@ New Orleans	(53,448)
11/30	W	38-13	NEW YORK JETS	(59,743)
12/7	L	7-10	@ Buffalo, OT	(77,133)
12/15	W	38-14	DALLAS	(65,154)
12/21	W	20-17	ATLANTA, OT	(62,469)
12/28	L	13-34	@ Dallas	(64,533)

First Downs		RAMS	OPP.
Rushing	.....	316	281
Passing	.....	144	112
Penalty	.....	157	141
3rd Down Eff.	.....	15	28
3rd Down Eff. %	.....	113-256-44.1%	70-230-30.4%
<b>Total Net Yards</b>	.....	6006	4546
Avg./Game	.....	375.4	284.1
Total Plays	.....	1095	1011
Avg./Play	.....	5.5	4.5
<b>Net Yards Rushing</b>	.....	2799	1945
Avg./Game	.....	174.9	121.6
Total Rushes	.....	615	445
<b>Net Yards Passing</b>	.....	3207	2601
Avg./Game	.....	200.4	162.6
Sacked-Yds. Lost	.....	29-234	56-496
Gross Yards	.....	3441	3097
Att-Comp-Int	.....	451-261-23	510-245-25
Comp. %	.....	36-39.5	48.0
<b>Punts/Avg.</b>	.....	36-33.1	90-42.1
Net Avg.	.....	33.1	36.2
<b>Penalties/Yards</b>	.....	118-973	83-778
<b>Fumbles/Ball Lost</b>	.....	29-13	30-17
<b>Touchdowns</b>	.....	54	38
Rushing	.....	13	13
Passing	.....	31	23
Returns	.....	6	2

Score by Periods	1	2	3	4	OT	T
Rams	95	172	92	62	3	-424
Opponents	30	89	54	113	3	-289

Scoring	TD	Ru	Pa	Rt	PAT	FG	S	Pts
Corral	0	0	0	0	51-52	16-30	0	99
Peacock	9	7	2	0	0-0	0-0	0	54
W. Miller	8	0	8	0	0-0	0-0	0	48
Bryant	6	3	3	0	0-0	0-0	0	36
Dennard	0	0	0	0	0-0	0-0	0	36
Waddy	5	0	5	0	0-0	0-0	0	30
Guman	4	4	0	0	0-0	0-0	0	24
D. Hill	3	2	2	1	0-0	0-0	0	18
Hicks	3	0	3	0	0-0	0-0	0	18
J. Thomas	3	2	0	1	0-0	0-0	0	18
Cromwell	1	0	0	1	0-0	0-0	0	7
Ferragamo	1	1	0	0	0-0	0-0	0	6
Moore	1	0	1	0	0-0	0-0	0	6
Arnold	1	0	1	0	0-0	0-0	0	6
Ji. Youngblood	1	0	0	1	0-0	0-0	0	6
Perry	1	0	0	1	0-0	0-0	0	6
J. Johnson	1	0	0	1	0-0	0-0	0	6
TEAM	0	0	0	0	0-1	0-0	0	0
<b>Rams</b>	<b>54</b>	<b>17</b>	<b>31</b>	<b>6</b>	<b>52-54</b>	<b>16-30</b>	<b>0</b>	<b>424</b>
<b>Opponents</b>	<b>38</b>	<b>13</b>	<b>23</b>	<b>2</b>	<b>34-38</b>	<b>9-20</b>	<b>0</b>	<b>289</b>

### Usual Starters

WR	Dennard (16)	DE	Ji. Youngblood (16)
LT	Franze (16)	DT	Brooks (14)
LG	K. Hill (16)	DE	C. Jones (15)
C	Saul (16)	DE	Dryer (16)
RG	Harrah (16)	ILB	Ji. Youngblood (15)
RT	Slater (15)	MLB	Reynolds (16)
TE	Hicks (14)	RLB	Andrews (8)
WR	Waddy (15)	CB	P. Thomas (14)
QB	Ferragamo (15)	CB	Perry (16)
FB	Bryant (16)	SS	J. Johnson (16)
RB	Peacock (9)	FS	Cromwell (16)

Rushing	No.	Yds.	Avg.	LG	TD
Bryant	183	807	4.4	50	3
Peacock	164	777	4.7	36	7
J. Thomas	65	427	6.6	61	2
Guman	100	410	4.1	17	4
Tyler	30	157	5.2	17	0
E. Hill	39	120	3.1	19	0
Ferragamo	15	34	2.3	15	0
Dennard	2	20	10.0	21	0
Hicks	1	19	19.0	19	0
Mitchell	7	16	2.3	5	0
Haden	3	12	4.0	6	0
D. Hill	1	4	4.0	4	0
Cromwell	2	0	0.0	0	0
Lee	1	-1	-1.0	-1	0
Waddy	1	-1	-1.0	-1	0
W. Miller	1	-2	-2.0	-2	0
<b>Rams</b>	<b>615</b>	<b>2799</b>	<b>4.6</b>	<b>61</b>	<b>17</b>
<b>Opponents</b>	<b>445</b>	<b>1945</b>	<b>4.4</b>	<b>65</b>	<b>13</b>

Receiving	No.	Yds.	Avg.	LG	TD
Bryant	53	386	7.3	25	3
Waddy	38	670	17.6	44t	5
Dennard	36	596	16.6	44	6
Peacock	25	213	8.5	59t	2
Hicks	23	318	13.8	32t	3
W. Miller	4	358	16.3	45	8
D. Hill	19	416	21.9	74t	2
Guman	14	131	9.4	41	0
Moore	10	168	16.8	37	1
Arnold	5	75	15.0	33	0
J. Thomas	5	30	6.0	11	0
E. Hill	4	29	7.3	11	0
Nelson	3	22	7.3	12	0
Mitchell	2	21	10.5	13	0
Tyler	2	8	4.0	5	0
<b>Rams</b>	<b>261</b>	<b>3441</b>	<b>13.2</b>	<b>74t</b>	<b>31</b>
<b>Opponents</b>	<b>245</b>	<b>3097</b>	<b>12.6</b>	<b>60</b>	<b>23</b>

Interceptions	No.	Yds.	Avg.	LG	TD
Cromwell	8	140	17.5	34	1
Perry	5	115	23.0	83t	1
J. Johnson	3	102	34.0	99t	1
P. Thomas	3	14	4.7	14	0
Irvin	2	80	40.0	80	0
Delaney	2	42	21.0	27	0
Ji. Youngblood	1	33	33.0	33t	1
Reynolds	1	20	20.0	20	0
<b>Rams</b>	<b>25</b>	<b>546</b>	<b>21.8</b>	<b>99t</b>	<b>4</b>
<b>Opponents</b>	<b>32</b>	<b>302</b>	<b>13.3</b>	<b>47</b>	<b>1</b>

Punting	No.	Yds.	Avg.	TB	In20	LG	Bk.
Corral	36	3002	39.5	5	14	65	1
<b>Rams</b>	<b>36</b>	<b>3002</b>	<b>39.5</b>	<b>5</b>	<b>14</b>	<b>65</b>	<b>1</b>
<b>Opponents</b>	<b>90</b>	<b>3789</b>	<b>42.1</b>	<b>11</b>	<b>28</b>	<b>63</b>	<b>1</b>

Punt Returns	No.	FC	Yds.	Avg.	LG	TD
Irvin	42	7	296	7.0	26	0
Waddy	2	0	10	5.0	10	0
Guman	2	1	6	3.0	3	0
J. Johnson	1	4	3	3.0	3	0
Cromwell	0	2	0	0.0	0	0
<b>Rams</b>	<b>47</b>	<b>14</b>	<b>315</b>	<b>6.7</b>	<b>26</b>	<b>0</b>
<b>Opponents</b>	<b>42</b>	<b>5</b>	<b>353</b>	<b>8.4</b>	<b>32</b>	<b>0</b>

Kickoff Returns	No.	Yds.	Avg.	LG	TD
D. Hill	43	880	20.5	98t	1
Guman	2	25	12.5	13	0
P. Thomas	1	12	12.0	12	0
J. Thomas	2	21	10.5	15	0
Sully	4	36	9.0	20	0
Irvin	1	5	5.0	5	0
<b>Rams</b>	<b>53</b>	<b>979</b>	<b>18.5</b>	<b>98t</b>	<b>1</b>
<b>Opponents</b>	<b>78</b>	<b>1553</b>	<b>19.9</b>	<b>88</b>	<b>0</b>

Field Goals	1-19	20-29	30-39	40-49	50+	T
Corral	1-1	11-12	2-5	2-9	0-3	16-30
<b>Opponents</b>	<b>1-1</b>	<b>1-1</b>	<b>4-7</b>	<b>2-9</b>	<b>1-2</b>	<b>9-20</b>

Corral (1, 42, 32, 27), (29), (1), (28, 35), (43M, 41M), (47), (23, 41M, 55M), (27, 22M), (1), (29), (53M, 59M, 23, 19), (25, 49M, 43M), (39M), (33M, 27), (47M, 26, 37M, 47M, 23)  
**Opponents** (52, 38), (40M, 43), (1), (1), (1), (44M, 44M), (39), (44M), (47M, 36), (1), (47M), (47M), (22, 40), (38M, 38M, 30), (51M), (39M, 18)

Passing	Att.	Comp.	Yds.	Pct.	Yds./Att.	TD	TD%	Int.	Int%	LG	Sack-Lost	Rating
Ferragamo	404	240	3199	59.4	7.92	30	7.4	19	4.7	74t	23-191	89.7
Haden	41	19	185	46.3	4.51	0	0.0	4	9.8	23	4-30	19.9
Guman	1	1	31	100.0	31.00	1	100.0	0	0.0	31t	1-5	158.3
Rutledge	4	1	26	25.0	6.50	0	0.0	0	0.0	26	1-8	54.2
Cromwell	1	0	0	0.0	0.00	0	0.0	0	0.0	0	0-0	39.6
<b>Rams</b>	<b>451</b>	<b>261</b>	<b>3441</b>	<b>57.9</b>	<b>6.66</b>	<b>31</b>	<b>6.9</b>	<b>23</b>	<b>5.1</b>	<b>74t</b>	<b>29-234</b>	<b>83.8</b>
<b>Opponents</b>	<b>510</b>	<b>245</b>	<b>3097</b>	<b>48.0</b>	<b>4.59</b>	<b>23</b>	<b>4.5</b>	<b>25</b>	<b>4.9</b>	<b>60</b>	<b>56-496</b>	<b>62.0</b>

HISTORY

# 1979 (9-7) 1ST, NFC WEST

# COACH: RAY MALAVASI

DATE	W/L	Score	Opponent	Attend.
9/2	L	17-24	OAKLAND	(59,000)
9/6	W	13-9	@ Denver	(74,884)
9/16	W	27-24	SAN FRANCISCO	(44,303)
9/23	L	6-21	@ Tampa Bay	(69,497)
9/30	W	21-0	ST. LOUIS	(48,160)
10/7	W	35-17	@ New Orleans	(68,986)
10/14	L	6-30	@ Dallas	(64,462)
10/21	L	16-40	SAN DIEGO	(64,245)
10/28	L	14-20	NEW YORK GIANTS	(43,376)
11/4	W	24-0	@ Seattle	(62,048)
11/11	L	23-27	@ Chicago	(51,483)
11/19	W	20-14	ATLANTA	(54,097)
11/25	W	26-20	@ San Francisco	(49,282)
12/2	W	27-21	MINNESOTA, OT	(56,700)
12/9	W	34-13	@ Atlanta	(49,236)
12/16	L	14-29	NEW ORLEANS	(53,879)
12/30	W	21-19	@ Dallas	(64,792)
1/6	W	9-0	@ Tampa Bay	(72,033)
1/20	L	19-31	PITTSBURGH (SB XIV)	(93,985)

	RAMS		OPP.	
First Downs	299	266	299	266
Rushing	134	115	134	115
Passing	138	133	138	133
Penalty	27	18	27	18
3rd Down Eff.	91-256	35-5%	85-251	33-9
Total Net Yards	5133	4554	5133	4554
Avg./Game	320.8	284.6	320.8	284.6
Total Plays	1054	1054	1054	1054
Avg./Play	4.7	4.3	4.7	4.3
Net Yards Rushing	2460	1997	2460	1997
Avg./Game	153.8	124.8	153.8	124.8
Total Rushes	592	548	592	548
Net Yards Passing	2673	2556	2673	2556
Avg./Game	167.1	159.8	167.1	159.8
Sacked-Yds. Lost	39-359	52-451	39-359	52-451
Gross Yards	3032	3007	3032	3007
Att-Comp-Int	456-242-29	454-220-25	456-242-29	454-220-25
Comp. %	53.1	48.5	53.1	48.5
Punts/Avg.	95-39.3	108-40.3	95-39.3	108-40.3
Net Avg.	33.6	35.0	33.6	35.0
Penalties/Yards	98-743	105-993	98-743	105-993
Fumbles/Ball Lost	38-20	38-16	38-20	38-16
Touchdowns	41	38	41	38
Rushing	16	13	16	13
Passing	19	24	19	24
Returns	6	1	6	1

Score by Periods	1	2	3	4	OT	T
Rams	80	131	47	59	6	- 323
Opponents	47	98	81	83	0	- 309

Scoring	TD	Ru	Pa	Rt	PAT	FG	S	Pts
Corral	0	0	0	0	36-39	13-25	0	75
Tyler	10	9	1	0	0-0	0-0	0	60
Bryant	5	5	0	0	0-0	0-0	0	30
Dennard	4	0	3	0	0-0	0-0	0	24
Nelson	3	0	3	0	0-0	0-0	0	18
Waddy	2	0	3	0	0-0	0-0	0	18
E. Hill	2	1	1	0	0-0	0-0	0	12
Jessie	2	0	2	0	0-0	0-0	0	12
Young	2	0	2	0	0-0	0-0	0	12
Ji. Youngblood	2	0	0	2	0-0	0-0	0	12
Cromwell	1	0	0	0	0-0	0-0	0	6
J. Harris	1	0	0	1	0-0	0-0	0	6
D. Hill	1	0	1	0	0-0	0-0	0	6
Jodat	1	0	0	1	0-0	0-0	0	6
W. Miller	1	0	0	1	0-0	0-0	0	6
Reynolds	1	0	1	0	0-0	0-0	0	6
R. Smith	1	0	1	0	0-0	0-0	0	6
TEAM	0	0	0	0	0-1	0-0	1	2
Rams	41	16	19	6	36-40	13-25	1	323
Opponents	38	13	24	1	35-38	14-21	2	309

### Usual Starters

WR	Dennard (11)	DE	Ja. Youngblood (16)
LT	France (13)	DT	Brooks (16)
LG	K. Hill (9)	DT	Fanning (16)
C	Saul (16)	DE	Dryer (16)
RG	Harrah (12)	LB	J. Youngblood (16)
RT	Slater (16)	MLB	Reynolds (16)
TE	Nelson (16)	CB	Budzinski (16)
WR	Waddy (6)	CB	O'Steen (12)
QB	Haden (10)	CB	Perry (7)
FB	Bryant (16)	P. Thomas (7)	
RB	Tyler (12)	SS	Elmendorf (16)
		FS	Cromwell (16)

Rushing	No.	Yds.	Avg.	LG	TD
Tyler	218	1102	5.1	63t	9
Bryant	177	619	3.5	15	5
McCutcheon	73	243	3.3	21	0
Peacock	52	224	4.3	15	0
E. Hill	29	114	3.9	27	1
Haden	16	97	6.1	17	0
Dennard	4	2	0.5	15	0
Rutledge	5	27	5.4	14	0
Jodat	6	6	1.0	4	0
Cromwell	1	5	5.0	5	1
W. Miller	1	4	4.0	4	0
Clark	1	3	3.0	3	0
Ferragamo	4	-2	-0.7	2	0
Lee	3	-5	-1.3	0	0
Nelson	2	-16	-8.0	-6	0
Rams	592	2460	4.2	63t	16
Opponents	548	1997	3.6	27	13

Receiving	No.	Yds.	Avg.	LG	TD
Dennard	43	766	17.8	50	4
Tyler	32	308	9.6	71t	1
Bryant	31	227	7.3	24	0
Nelson	25	293	11.7	26	3
Peacock	21	261	12.4	49	0
McCutcheon	19	101	5.3	11	0
R. Smith	16	300	18.8	38	1
Waddy	14	220	15.7	40t	3
Young	13	144	11.1	23	2
Jessie	11	169	15.4	39t	2
W. Miller	8	111	13.9	23	1
D. Hill	4	94	23.5	43	1
E. Hill	4	36	9.0	21t	1
Andrews	1	2	2.0	2	0
Rams	242	3032	12.5	71t	19
Opponents	220	3007	13.7	68t	24

Interceptions	No.	Yds.	Avg.	LG	TD
Cromwell	109	21.8	34	0	0
Ji. Youngblood	5	89	17.8	34t	2
O'Steen	4	42	10.5	36	0
Elmendorf	3	39	13.0	32	0
Brown	3	32	10.7	25	0
P. Thomas	3	5	1.7	5	0
Budzinski	1	26	26.0	26	0
Justin	1	13	13.0	13	0
Rams	25	355	14.2	36	2
Opponents	29	387	13.3	50	0

Punting	No.	Yds.	Avg.	TB	In20	LG	Bk.
Corral	93	3731	40.1	7	17	60	2
Rams	95	3731	39.3	7	17	60	2
Opponents	108	4347	40.3	11	20	73	2

Punt Returns	No.	FC	Yds.	Avg.	LG	TD
Brown	56	19	332	5.9	30	0
D. Hill	1	0	0	0.0	0	0
Justin	1	0	-2	-2.0	-2	0
Rams	58	19	330	5.7	30	0
Opponents	59	6	405	6.9	18	0

Kickoff Returns	No.	Yds.	Avg.	LG	TD
D. Hill	4	803	20.1	39	0
E. Hill	15	205	20.3	43	0
Brown	5	103	20.6	28	0
Peacock	3	46	15.3	18	0
Jodat	2	19	9.5	19	0
Tyler	1	16	16.0	16	0
Rams	66	1291	19.5	55	0
Opponents	58	1303	22.5	70	0

Field Goals	1-19	20-29	30-39	40-49	50+	T
Corral	1-1	5-5	2-6	5-12	0-1	13-25
Opponents	1-1	1-2	10-12	2-5	0-1	14-21

Corral (46), (30, 34, 40M), (49, 43), (47M, 47M), (52M, 38M), (42, 41), (42), (33), (40M, 23), (27, 47M), (1), (23, 24, 39M), (39), (45M, 18, 24), (1)  
 Opponents (38), (1), (32), (32B), (31M), (32), (32), (37, 31), (49, 71M, 31), (1), (38, 35), (1), (24M, 43, 19), (46, 43B), (1), (49M, 35, 24)

Passing	Att.	Comp.	Yds.	Pct.	Yds./Att.	TD	TD%	Int.	Int%	LG	Sack-Lost	Rating
Haden	290	163	1854	56.2	6.39	11	3.8	14	4.8	50	21-178	68.2
Ferragamo	110	53	778	48.2	7.07	5	4.5	10	9.1	71t	11-115	48.8
Rutledge	32	13	125	40.6	3.91	1	3.1	4	12.5	22	3-27	23.0
Lee	22	11	243	50.0	11.05	0	0	1	4.5	41t	4-39	101.4
Clark	7	2	32	100.0	16.00	0	0	0	0.0	30	0-0	118.8
Rams	456	242	3032	53.1	5.40	19	4.2	29	6.4	71t	39-359	61.4
Opponents	454	240	3007	48.5	5.05	24	5.3	25	5.5	68t	52-451	64.7

# 1978 (12-4) 1st, NFC WEST

COACH: RAY MALAVASI

DATE	W/L	Score	Opponent	Attend.
9/3	W	16-14	@ Philadelphia	(64,721)
9/10	W	10-0	ATLANTA	(46,201)
9/17	W	27-14	DALLAS	(65,749)
9/24	W	10-6	@ Houston	(45,749)
10/1	W	26-20	@ New Orleans	(61,654)
10/8	W	27-10	SAN FRANCISCO	(59,337)
10/15	W	34-17	@ Minnesota	(46,551)
10/22	L	3-10	NEW ORLEANS	(47,574)
10/30	L	7-15	@ Atlanta	(57,250)
11/5	W	26-23	TAMPA BAY	(55,182)
11/12	W	10-7	PITTSBURGH	(63,089)
11/19	W	31-28	@ San Francisco	(45,022)
11/26	L	19-30	@ Cleveland	(55,158)
12/3	W	20-17	@ New York Giants	(62,629)
12/11	L	19-20	CINCINNATI	(47,471)
12/17	W	31-14	GREEN BAY	(42,500)
12/31	W	34-10	MINNESOTA	(69,631)
1/7	L	0-28	DALLAS	(67,470)

First Downs		RAMS	OPP.
Rushing	128	89	
Passing	148	113	
Penalty	25	27	
3rd Down Eff.	92-245-37.6%	80-236-33.9%	
Total Net Yards	5182	3893	
Avg./Game	323.9	243.3	
Total Plays	1109	951	
Avg./Play	4.7	4.1	
Net Yards Rushing	2308	1845	
Avg./Game	144.3	115.3	
Total Rushes	609	505	
Net Yards Passing	2874	2048	
Avg./Game	179.6	128.0	
Sacked-Yds. Lost	34-235	47-401	
Gross Yards	3109	2449	
Att-Comp-Int	466-236-22	399-188-28	
Comp. %	50.6	47.1	
Punts/Avg.	85-36.1	104-38.0	
Net Avg.	32.3	30.2	
Penalties/Yards	133-1169	100-755	
Fumbles/Ball Lost	39-22	33-15	
Touchdowns	33	28	
Rushing	12	11	
Passing	13	15	
Returns	8	2	

Score by Periods	1	2	3	4	T
Rams	66	100	37	113	-316
Opponents	20	70	57	98	-245

Scoring	TD	Ru	Pa	Rt	PAT	FG	S	Pts
Corral	0	0	0	0	31-33	29-43	0	118
Bryant	7	0	0	0	0-0	0-0	0	42
W. Miller	5	0	5	0	0-0	0-0	0	30
Cappelletti	4	0	1	0	0-0	0-0	0	24
Jessie	4	0	4	0	0-0	0-0	0	24
Perry	3	0	0	3	0-0	0-0	0	18
Cromwell	2	1	0	1	0-0	0-0	0	12
McCutcheon	2	0	2	0	0-0	0-0	0	12
Waddy	1	0	1	0	0-0	0-0	0	6
Scales	1	0	0	1	0-0	0-0	0	6
Nelson	1	0	0	0	0-0	0-0	0	6
Budzinski	1	0	0	1	0-0	0-0	0	6
Robertson	1	0	0	1	0-0	0-0	0	6
P. Thomas	1	0	0	1	0-0	0-0	0	6
Rams	33	12	13	8	31-33	29-43	0	316
Opponents	28	11	15	2	26-28	17-26	0	245

### Usual Starters

WR	Jessie (16)	DE	Ja. Youngblood (16)
LT	France (16)	DT	Brooks (14)
LG	Mack (16)	DT	C. Jones (16)
C	Saul (15)	DE	Dryer (16)
RG	Harrah (15)	LB	J. Youngblood (16)
RT	J. Williams (16)	MLB	Reynolds (16)
TE	Nelson (13)	RLB	Budzinski (10)
WR	W. Miller (14)	CB	P. Thomas (12)
QB	Haden (16)	CB	Perry (16)
FB	Bryant (9)	SS	Elmendorf (16)
RB	Cappelletti (14)	FS	Simpson (16)

Rushing	No.	Yds.	Avg.	LG	TD
Bryant	178	658	3.7	26	3
Cappelletti	174	604	3.5	26	0
McCutcheon	118	420	3.6	18	0
Haden	33	206	6.2	24	0
Jodat	26	100	3.8	18	0
Phillips	28	81	2.9	11	0
Nelson	6	67	11.2	17	1
Latin	6	64	3.6	11	0
Tyler	4	45	2.2	18	0
Waddy	5	31	6.2	11	0
Cromwell	1	16	16.0	16	1
Ferragamo	2	10	5.0	12	0
Davis	3	7	2.3	4	0
Young	2	6	3.0	5	0
W. Miller	1	7	-7.0	-7	0
Rams	609	2308	3.8	26	12
Opponents	505	1845	3.7	57	11

Receiving	No.	Yds.	Avg.	LG	TD
W. Miller	50	767	15.3	52	5
Jessie	49	752	15.3	47	4
Cappelletti	41	382	9.3	37	1
Nelson	23	344	15.0	52	0
Young	18	213	11.8	19	0
Waddy	14	258	18.4	68	1
McCutcheon	12	76	6.3	33	0
Bryant	8	76	9.5	37	0
Phillips	7	48	6.9	16	0
Scales	5	105	21.0	38	0
Dennard	3	35	11.7	15	0
Jodat	3	21	7.0	10	0
Tyler	2	17	8.5	16	0
D. Smith	1	15	15.0	15	0
Rams	236	3109	12.2	68	13
Opponents	188	2449	13.0	66	15

Interceptions	No.	Yds.	Avg.	LG	TD
Perry	8	117	14.6	44	3
P. Thomas	8	96	12.0	33	1
Simpson	5	82	16.4	28	0
Elmendorf	3	20	6.7	12	0
J. Youngblood	2	50	25.0	36	0
Bruzdzinski	1	31	31.0	31	1
Cromwell	1	31	31.0	31	0
Rams	42	427	15.2	44	5
Opponents	22	269	12.2	44	0

Punting	No.	Yds.	Avg.	TB	In20	LG	Bk.
Walker	83	3069	37.0	5	26	61	2
Rams	83	3069	36.1	5	26	61	2
Opponents	104	3956	38.0	5	15	58	2

Punt Returns	No.	FC	Yds.	Avg.	LG	TD
Wallace	52	5	618	11.9	58	0
Brown	1	0	13	13.0	13	0
Bryant	3	0	27	9.0	21	0
Cromwell	2	8	8.0	8.0	0	
Waddy	10	0	45	4.5	12	0
Rams	67	7	711	10.6	58	0
Opponents	38	19	223	5.9	57	1

Kickoff Returns	No.	Yds.	Avg.	LG	TD
Latin	22	467	21.2	41	0
Jodat	22	447	20.3	35	0
Marshall	2	50	25.0	38	0
Phillips	3	52	17.3	24	0
Tyler	2	31	15.5	21	0
D. Smith	1	8	8.0	8	0
Rams	52	1055	20.3	41	0
Opponents	64	1335	20.9	89	1

Field Goals	1-19	20-29	30-39	40-49	50+	T
Corral	-2-2	13-15	8-12	6-13	0-1	29-43
Opponents	0-0	7-8	7-13	3-4	0-1	17-26

Corral (29, 47, 46, 48M) (19), (47M), (25, 29B), (51M, 49M, 34, 39), (47, 45M, 38), (31, 40, 38M), (20, 38B), (49M, 43M), (29, 27, 32, 27), (25M, 37), (24, 31M), (25, 46, 26B, 27, 48), (29, 44M, 35), (37, 30, 29, 17), (24)

Opponents (37B), ( ), (49M), (32, 20), (26M), (25), (38), (32), (21, 37, 30, 26, 37), (42, 31M, 25, 30), (31M, 53M), (39M, 35M), (41), (27), (24, 37B, 42), ( )

Passing	Att.	Comp.	Yds.	Pct.	Yds./Att.	TD	TD%	Int.	Int%	LG	Sack-Lost	Rating
Haden	444	229	2995	51.6	6.75	13	2.9	19	4.3	68	32-216	65.0
Ferragamo	20	7	114	35.0	5.70	0	0.0	2	10.0	28	2-19	15.4
McCutcheon	1	0	0	0.0	0.00	0	0.0	0	0.0	0	0-0	39.6
Walker	1	0	0	0.0	0.00	0	0.0	1	100.0	0	0-0	0.0
Rams	466	236	3109	50.6	5.75	13	2.8	22	4.9	68	34-235	61.8
Opponents	399	188	2449	47.1	5.13	15	3.8	28	7.1	66	47-401	50.2

# 1977 (10-4) 1st, NFC WEST

# COACH: CHUCK KNOX

DATE	W/L	Score	Opponent	Attend.
9/18	L	6-17	@ Atlanta	(55,649)
9/25	W	20-0	PHILADELPHIA	(46,031)
10/2	W	34-10	SAN FRANCISCO	(55,466)
10/10	L	23-24	@ Chicago	(51,412)
10/16	W	14-7	NEW ORLEANS	(46,045)
10/24	W	35-3	MINNESOTA	(62,414)
10/30	L	26-27	@ New Orleans	(59,023)
11/6	W	31-0	TAMPA BAY	(45,493)
11/13	W	24-6	@ Green Bay	(52,948)
11/20	W	23-10	@ San Francisco	(56,779)
11/27	W	9-0	@ Cleveland	(70,352)
12/4	W	20-14	OAKLAND	(67,075)
12/11	W	23-7	ATLANTA	(52,574)
12/17	L	14-17	@ Washington	(54,208)
12/26	L	7-14	MINNESOTA	(62,538)

	RAMS	OPP.
First Downs	270	203
Rushing	139	90
Passing	112	94
Penalty	19	19
3rd Down Eff.	100-228-43.9%	59-200-29.5%
Total Net Yards	459	357
Avg./Game	327.9	255.4
Total Plays	985	868
Avg./Play	4.7	4.1
Net Yards Rushing	2575	1698
Avg./Game	183.9	121.3
Total Rushes	621	462
Net Yards Passing	2016	1877
Avg./Game	144.0	134.1
Sacked-Yds. Lost	25-237	36-359
Gross Yards	2236	2236
Att-Comp-Int	339-182-11	370-180-25
Comp. %	53.7	48.6
Punts/Avg.	73-35.2	89-38.7
Net Avg.	31.4	33.2
Penalties/Yards	89-869	94-825
Fumbles/Ball Lost	32-17	26-16
Touchdowns	36	18
Rushing	19	7
Passing	19	11
Returns	1	0

Score by Periods	1	2	3	4	T
Rams	68	102	31	91	302
Opponents	34	45	40	37	146

Scoring	TD	Ru	Pa	Rt	PAT	FG	S	Pts
Septien	0	0	0	0	32-35	18-30	0	86
McCutcheon	9	7	2	0	0-0	0-0	0	54
Cappelletti	6	5	1	0	0-0	0-0	0	36
H. Jackson	6	0	6	0	0-0	0-0	0	36
Tyler	3	3	0	0	0-0	0-0	0	18
Nelson	3	0	3	0	0-0	0-0	0	18
Haden	2	2	0	0	0-0	0-0	0	12
Jodat	2	1	1	0	0-0	0-0	0	12
Phillips	1	1	0	0	0-0	0-0	0	6
Scales	1	0	1	0	0-0	0-0	0	6
Young	1	0	1	0	0-0	0-0	0	6
Ji. Youngblood	1	0	0	1	0-0	0-0	0	6
Waddy	1	0	1	0	0-0	0-0	0	6
Bad Snap	0	0	0	0	0-1	0-0	0	0
Rams	36	19	16	1	32-36	18-30	0	302
Opponents	18	7	11	0	17-18	7-18	0	146

### Usual Starters

WR	Jackson (14)	DE	Ja. Youngblood (14)
LT	France (13)	DT	Brooks (14)
LG	Mack (14)	DT	C. Jones (14)
C	Saul (14)	DE	Dryer (14)
RG	Harrah (8)	LB	J. Youngblood (14)
RT	Jo. Williams (14)	MLB	Reynolds (6)
TE	Nelson (14)	RLB	Robertson (14)
WR	Waddy (11)	CB	P. Thomas (12)
QB	Haden (10)	CB	Jackson (14)
FB	Cappelletti (14)	SS	Elmendorf (14)
RB	McCutcheon (14)	FS	Simpson (14)

Rushing	No.	Yds.	Avg.	LG	TD
McCutcheon	294	1238	4.2	48	7
Cappelletti	178	598	3.4	15	5
Tyler	61	317	5.2	44	1
Phillips	37	183	4.9	25	1
Haden	29	106	3.7	23	2
Bryant	6	42	7.0	24	0
Waddy	2	34	17.0	30	0
Nelson	3	31	10.3	18	0
Jodat	5	15	3.0	5	0
H. Jackson	1	6	6.0	6	0
Namath	5	5	1.0	7	0
Ferragamo	1	0	0.0	0	0
Rams	621	2575	4.1	48	19
Opponents	462	1698	3.7	51	7

Receiving	No.	Yds.	Avg.	LG	TD
H. Jackson	48	666	13.9	58	6
Nelson	31	401	12.9	46	3
Cappelletti	28	228	8.1	25t	1
McCutcheon	25	274	11.0	30	2
Waddy	9	355	15.4	42	1
Jessie	9	139	15.4	21	0
Scales	5	104	20.8	32	1
Young	5	35	7.0	17	1
Bryant	4	28	7.0	14	0
Wallace	1	13	13.0	13	0
Phillips	1	5	5.0	5	0
Tyler	1	3	3.0	3	0
Jodat	1	2	2.0	2t	1
Rams	182	2253	12.4	58	16
Opponents	180	2236	12.4	73t	11

Interceptions	No.	Yds.	Avg.	LG	TD
Simpson	6	157	26.2	42	0
P. Thomas	5	97	19.4	30	0
M. Jackson	5	73	14.6	33	0
Elmendorf	2	51	25.5	27	0
Ji. Youngblood	2	27	13.5	25t	1
Bruzdzinski	2	24	12.0	23	0
Wallace	1	23	23.0	23	0
Robertson	1	20	20.0	20	0
Perry	1	0	0.0	0	0
Rams	25	472	18.9	42	1
Opponents	11	136	12.4	43	0

Punting	No.	Yds.	Avg.	TB	In20	LG	Blk.
Jodat	73	2568	35.2	8	11	56	0
Opponents	88	3440	38.7	8	15	68	0

Punt Returns	No.	FC	Yds.	Avg.	LG	TD
Bryant	20	1	141	7.1	26	0
Waddy	5	5	219	7.1	48	0
Rams	51	6	360	7.1	48	0
Opponents	29	15	116	4.0	12	0

Kickoff Returns	No.	Yds.	Avg.	LG	TD
Tyler	24	523	21.8	37	0
Jodat	5	125	25.8	38	0
Bryant	2	35	17.5	26	0
Phillips	1	10	10.0	10	0
Ekern	1	8	8.0	8	0
Rams	33	705	21.4	38	0
Opponents	53	1156	21.8	36	0

Field Goals	1-19	20-29	30-39	40-49	50+	T
Septien	1-1	10-11	5-6	2-2	0-2	18-30
Opponents	0-0	1-2	4-7	2-8	0-1	7-18

Septien ( ), (20, 23, 46M), (33, 36M, 24), (22, 29, 43M, 24), (29M), ( ), (36, 27, 52M), (31, 41M), (48M, 32, 41M), (45, 25, 20, 46M), (18), (46M, 21, 44), (36), (51M, 40M)  
Opponents (33, 42M), ( ), (24M), (33, 47M), (44M), (42), (23, 31, 50M, 42M), ( ), (39), (37M), ( ), (39B), (36M, 46M), (45M)

Passing	Att.	Comp.	Yds.	Pct.	Yds./Att.	TD	TD%	Int.	Int%	LG	Sack-Lost	Rating
Haden	216	122	1551	56.5	7.18	11	5.1	6	2.9	58	17-151	84.4
Namath	107	50	606	46.7	5.66	3	2.8	5	4.7	42	7-76	84.3
Ferragamo	15	9	83	60.0	5.53	2	13.3	0	0.0	17	1-10	114.7
Walker	1	1	13	100.0	13.00	0	0.0	0	0.0	13	0-0	118.8
Rams	339	182	2253	53.7	5.54	16	4.7	11	3.2	58	25-237	76.7
Opponents	370	180	2236	48.6	4.62	11	3.2	25	7.2	73	36-359	49.6

# 1976 (10-3-1) 1ST, NFC WEST

COACH: CHUCK KNOX

DATE	W/L	Score	Opponent	Attend.
9/12	W	30-14	@ Atlanta	(53,607)
9/19	T	10-10	@ Minnesota, OT	(47,310)
9/26	W	24-10	NEW YORK GIANTS	(60,698)
10/3	W	31-28	@ Miami	(60,753)
10/11	L	0-16	SAN FRANCISCO	(80,532)
10/17	W	20-12	CHICAGO	(71,751)
10/24	W	16-10	@ New Orleans	(51,984)
10/31	W	45-6	SEATTLE	(52,035)
11/8	L	12-20	@ Cincinnati	(52,480)
11/14	L	28-30	ST. LOUIS	(64,698)
11/21	W	23-3	@ San Francisco	(58,573)
11/28	W	33-14	NEW ORLEANS	(54,906)
12/4	W	59-0	ATLANTA	(57,366)
12/11	W	20-17	@ Detroit	(73,155)
12/19	W	14-12	@ Dallas	(62,436)
12/26	L	13-24	@ Minnesota	(47,191)

	RAMS	OPP.
<b>First Downs</b> .....	265	213
Rushing.....	143	79
Passing.....	111	118
Penalty.....	11	16
3rd Down Eff.....	100-223-44.8%	66-204-32.4%
<b>Total Net Yards</b> .....	4869	3656
Avg./Game.....	347.8	261.1
Total Plays.....	960	871
Avg./Play.....	5.1	4.2
<b>Net Yards Rushing</b> .....	2528	1564
Avg./Game.....	180.6	111.7
Total Rushes.....	613	429
<b>Net Yards Passing</b> .....	2341	2092
Avg./Game.....	167.2	149.4
Sacked-Yds. Lost.....	32-288	45-395
Gross Yards.....	2629	2487
Att-Comp-Int.....	315-171-15	397-199-32
Comp. %.....	54.3	50.1
<b>Punts/Avg.</b> .....	79-38.1	95-41.2
Net Avg.....	33.0	33.9
<b>Penalties/Yards</b> .....	83-764	82-747
<b>Fumbles/Ball Lost</b> .....	29-21	31-16
<b>Touchdowns</b> .....	44	22
Rushing.....	23	11
Passing.....	23	11
Returns.....	4	0

Score by Periods	1	2	3	4	OT	T
Rams.....	62	81	79	129	0	351
Opponents.....	37	38	81	34	0	190

Scoring	TD	Ru	Pa	Rt	PAT	FG	S	Pts
Dempsey.....	0	0	0	0	36-44	17-26	0	87
McCutcheon.....	11	9	2	0	0-0	0-0	0	66
Jessie.....	6	0	6	0	0-0	0-0	0	36
H. Jackson.....	5	0	5	0	0-0	0-0	0	30
Haden.....	4	4	0	0	0-0	0-0	0	24
M. Bryant.....	3	0	0	3	0-0	0-0	0	18
Bryant.....	3	2	0	1	0-0	0-0	0	18
J. Harris.....	2	2	0	0	0-0	0-0	0	12
Cappelletti.....	2	1	1	0	0-0	0-0	0	12
Bertelsen.....	2	2	0	0	0-0	0-0	0	12
Geredine.....	1	0	1	0	0-0	0-0	0	6
Jaworski.....	1	1	0	0	0-0	0-0	0	6
Klein.....	1	0	1	0	0-0	0-0	0	6
Phillips.....	1	1	0	0	0-0	0-0	0	6
Scales.....	1	0	1	0	0-0	0-0	0	6
Scribner.....	1	1	0	0	0-0	0-0	0	6
<b>Rams.....</b>	<b>44</b>	<b>23</b>	<b>17</b>	<b>4</b>	<b>36-44</b>	<b>17-26</b>	<b>0</b>	<b>351</b>
<b>Opponents.....</b>	<b>22</b>	<b>11</b>	<b>11</b>	<b>0</b>	<b>20-22</b>	<b>12-20</b>	<b>0</b>	<b>190</b>

### Usual Starters

WR	H. Jackson (14)	DE	Ja. Youngblood (14)
LT	France (14)	DT	Brooks (9)
LG	Mack (14)	DT	Olsen (14)
C	Saul (14)	DE	Dryer (14)
RG	Scibelli (14)	LLB	Geddes (14)
RT	Williams (14)	MLB	Reynolds (14)
TE	Klein (11)	MLB	Robertson (14)
WR	Jessie (14)	CB	McMillan (14)
QB	J. Harris (13)	CB	Jackson (9)
FB	Cappelletti (14)	FS	Eltendorf (14)
RB	McCutcheon (14)	FS	Simpson (14)

	No.	Yds.	Avg.	LG	TD
<b>Rushing</b> .....					
McCutcheon.....	291	1168	4.0	40	9
Cappelletti.....	177	688	3.9	38	1
Phillips.....	34	206	6.1	33	1
Bertelsen.....	42	155	3.7	18	2
Haden.....	25	84	3.4	16	4
J. Harris.....	12	76	6.3	20	2
Bryant.....	21	64	3.0	12	2
Jessie.....	4	37	9.3	22	0
H. Jackson.....	1	15	15.0	15	1
Jaworski.....	2	15	7.5	14	1
Scribner.....	2	12	6.0	11	1
Geredine.....	1	8	8.0	8	0
<b>Rams.....</b>	<b>613</b>	<b>2528</b>	<b>4.1</b>	<b>40</b>	<b>23</b>
<b>Opponents.....</b>	<b>429</b>	<b>1564</b>	<b>3.6</b>	<b>40</b>	<b>11</b>

	No.	Yds.	Avg.	LG	TD
<b>Receiving</b> .....					
H. Jackson.....	39	751	19.3	65	5
Jessie.....	34	729	21.9	38	6
Cappelletti.....	30	302	10.1	32	1
McCutcheon.....	28	305	10.9	42	2
Klein.....	20	229	11.5	26	1
Bertelsen.....	6	33	5.5	10	0
Nelson.....	4	48	12.0	16	0
Phillips.....	4	23	5.8	15	0
Scales.....	3	105	35.0	80	1
Bryant.....	2	28	14.0	25	0
Geredine.....	1	23	23.0	23	1
Harrah.....	0	3	0.0	0	0
<b>Rams.....</b>	<b>171</b>	<b>2629</b>	<b>15.4</b>	<b>80</b>	<b>17</b>
<b>Opponents.....</b>	<b>199</b>	<b>2487</b>	<b>12.5</b>	<b>57</b>	<b>11</b>

	No.	Yds.	Avg.	LG	TD
<b>Interceptions</b> .....					
M. Jackson.....	10	173	17.3	46	3
Perry.....	8	79	9.9	43	0
Simpson.....	4	62	15.5	30	0
Robertson.....	4	28	7.0	14	0
Jl. Youngblood.....	2	28	14.0	26	0
Eltendorf.....	2	0	0.0	0	0
Prece.....	1	6	6.0	6	0
Kay.....	1	0	0.0	0	0
<b>Rams.....</b>	<b>32</b>	<b>376</b>	<b>11.8</b>	<b>46</b>	<b>3</b>
<b>Opponents.....</b>	<b>15</b>	<b>211</b>	<b>14.1</b>	<b>42</b>	<b>0</b>

	No.	Yds.	Avg.	TB	In20	LG	Blk.
<b>Punting</b> .....							
Jackson.....	77	3006	39.0	6	16	61	0
<b>Rams.....</b>	<b>79</b>	<b>3018</b>	<b>38.1</b>	<b>6</b>	<b>16</b>	<b>61</b>	<b>2</b>
<b>Opponents.....</b>	<b>95</b>	<b>3908</b>	<b>41.2</b>	<b>11</b>	<b>16</b>	<b>68</b>	<b>0</b>

	No.	FC	Yds.	Avg.	LG	TD
<b>Punt Returns</b> .....						
Bryant.....	29	2	321	11.1	25	0
Scales.....	4	0	46	11.5	21	0
Scribner.....	8	1	54	6.8	20	0
Bertelsen.....	10	0	55	5.5	19	0
Johns.....	1	0	0	0.0	0	0
<b>Rams.....</b>	<b>52</b>	<b>3</b>	<b>476</b>	<b>9.2</b>	<b>25</b>	<b>0</b>
<b>Opponents.....</b>	<b>39</b>	<b>17</b>	<b>281</b>	<b>7.2</b>	<b>34</b>	<b>0</b>

	No.	Yds.	Avg.	LG	TD
<b>Kickoff Returns</b> .....					
Bryant.....	16	459	28.7	90	1
Johns.....	2	56	28.0	34	0
Geredine.....	9	181	20.1	27	0
P. Thomas.....	7	140	20.0	30	0
Scales.....	7	136	19.4	27	0
Scribner.....	3	53	18.0	22	0
Nelson.....	0	1	0.0	0	0
<b>Rams.....</b>	<b>44</b>	<b>1027</b>	<b>23.3</b>	<b>90</b>	<b>1</b>
<b>Opponents.....</b>	<b>70</b>	<b>1383</b>	<b>19.8</b>	<b>84</b>	<b>0</b>

	1-19	20-29	30-39	40-49	50+	T
<b>Field Goals</b> .....						
Dempsey.....	2-2	5-8	4-5	6-10	0-1	17-26
<b>Opponents.....</b>	<b>3-3</b>	<b>3-3</b>	<b>2-3</b>	<b>4-8</b>	<b>0-3</b>	<b>12-20</b>

Dempsey (25), (48M, 42, 20M) (44),(49B, 22B, 29M, 19),(47M), (44, 52M, 37), (49), (20), (19, 23), (1), (48), (33, 25), (42, 29, 35, 32, 27M, 42M)  
**Opponents** (1), (33, 41M, 35M),(22),(42M),(18), (42, 50M, 48M, 42M), (22), (43, 41), (50M),(40, 32, 25), (19, 50M), (1), (1),(19)

Passing	Att.	Comp.	Yds.	Pct.	Yds./Att.	TD	TD%	Int.	Int%	LG	Sack-Lost	Rating
Haden.....	105	60	896	57.1	8.53	8	7.6	4	3.8	65	13-86	94.7
J. Harris.....	158	91	1460	57.6	9.24	8	5.1	6	3.8	80	14-151	89.8
Jaworski.....	52	20	273	38.5	5.25	1	1.9	5	9.6	42	5-51	22.8
<b>Rams.....</b>	<b>315</b>	<b>171</b>	<b>2629</b>	<b>54.3</b>	<b>8.35</b>	<b>17</b>	<b>5.4</b>	<b>15</b>	<b>4.8</b>	<b>80</b>	<b>32-288</b>	<b>80.1</b>
<b>Opponents.....</b>	<b>397</b>	<b>199</b>	<b>2487</b>	<b>50.1</b>	<b>6.24</b>	<b>11</b>	<b>2.8</b>	<b>32</b>	<b>8.1</b>	<b>57</b>	<b>45-395</b>	<b>45.6</b>

HISTORY

DATE	W/L	Score	Opponent	Attend.
9/21	L	7-18	@ Dallas	(49,091)
9/28	W	23-14	@ San Francisco	(57,379)
10/5	W	24-13	BALTIMORE	(60,011)
10/12	W	13-10	@ San Diego (OT)	(38,482)
10/19	W	22-7	ATLANTA	(60,581)
10/26	W	38-14	NEW ORLEANS	(54,723)
11/3	W	42-3	@ Philadelphia	(64,601)
11/9	L	23-24	SAN FRANCISCO	(74,064)
11/16	W	16-7	@ Atlanta	(44,595)
11/23	W	28-10	CHICAGO	(58,690)
11/27	W	20-0	@ Detroit	(69,552)
12/7	W	14-7	@ New Orleans	(39,958)
12/14	W	22-5	GREEN BAY	(59,312)
12/20	W	10-3	PITTSBURGH	(69,389)
12/27	W	35-23	ST. LOUIS	(72,650)
1/4	L	7-37	DALLAS	(84,843)

RAMS		OPP.	
First Downs	273		204
Rushing	134		77
Passing	120		103
Penalty	19		24
3rd Down Eff.	95-214-44-49%		74-207-35-79%
Total Net Yards	4566		3322
Avg./Game	326.1		237.3
Total Plays	949		853
Avg./Play	4.8		3.9
Net Yards Rushing	2371		1533
Avg./Game	169.4		109.5
Total Rushes	585		423
Net Yards Passing	2195		1789
Avg./Game	156.8		127.8
Sacked-Yds. Lost	30-255		43-337
Gross Yards	2450		2126
Att-Comp-Int	334-181-17		387-187-22
Comp. %	73-39.4		89-39.7
Penalties/Yards	73-746		85-626
Fumbles/Ball Lost	26-8		31-18
Touchdowns	36		15
Rushing	18		4
Passing	14		11
Returns	4		0

Score by Periods	1	2	3	4	OT	T
Rams	65	71	71	102	3	- 312
Opponents	15	35	34	51	0	- 135

Scoring	TD	Ru	Pa	Rt	PAT	FG	S	Pts
Dempsey	0	0	0	0	31-36	21-26	0	94
H. Jackson	7	0	7	0	0-0	0-0	0	42
Cappelletti	6	6	0	0	0-0	0-0	0	36
Bertelsen	3	3	0	0	0-0	0-0	0	18
Jessie	3	0	3	0	0-0	0-0	0	18
McCutcheon	3	2	1	0	0-0	0-0	0	18
Klein	2	0	2	0	0-0	0-0	0	12
Bryant	2	2	0	0	0-0	0-0	0	12
Scribner	2	2	0	0	0-0	0-0	0	12
Jaworski	2	2	0	0	0-0	0-0	0	12
Snow	1	0	1	0	0-0	0-0	0	6
J. Harris	1	0	0	0	0-0	0-0	0	6
M. Jackson	1	0	0	1	0-0	0-0	0	6
Robertson	1	0	0	1	0-0	0-0	0	6
Dryer	1	0	0	1	0-0	0-0	0	6
Peterson	1	0	0	1	0-0	0-0	0	6
Jb. Youngblood	0	0	0	0	0-0	0-0	2	2
Rams	18	14	4	31-36	21-26	1	312	
Opponents	4	11	0	13-15	10-19	0	135	

Usual Starters

WR	H. Jackson (14)	DE	Jb. Youngblood (14)
LT	Cowan (13)	DT	Brooks (9)
LG	Mack (14)	DT	Olsen (14)
C	Saul (14)	DE	Dryer (14)
RG	Scibelli (14)	LLB	Geddes (14)
RT	Williams (14)	MLB	Reynolds (14)
TE	Klein (11)	RLB	Robertson (14)
WR	Jessie (14)	CB	McMillan (14)
QB	J. Harris (13)	CB	M. Jackson (9)
FB	Bryant (13)	SS	Elmendorf (14)
RB	McCutcheon (14)	FS	Simpson (14)

Rushing	No.	Yds.	Avg.	LG	TD
McCutcheon	213	911	4.3	43	2
Bryant	117	467	4.0	18	2
Bertelsen	116	457	3.9	19	3
Scribner	42	216	5.1	34	2
Cappelletti	48	158	3.3	30	6
Phillips	17	69	4.1	20	0
J. Harris	18	45	2.5	15	1
Jaworski	12	33	2.8	21	2
Jessie	2	15	7.5	9	0
Rams	585	2371	4.1	43	18
Opponents	423	1533	3.6	38	4

Receiving	No.	Yds.	Avg.	LG	TD
H. Jackson	43	786	18.3	54	7
Jessie	41	547	13.3	34	3
McCutcheon	31	230	7.4	24	1
Bryant	20	229	11.5	31	0
Klein	16	237	14.8	44	2
Bertelsen	14	208	14.9	22	0
McGee	6	83	13.8	22	0
Snow	4	86	21.5	42	1
Scribner	2	28	14.0	25	0
Phillips	2	10	5.0	8	0
T. Nelson	1	5	5.0	5	0
Cowan	1	1	1.0	1	0
Rams	181	2450	13.5	54	14
Opponents	187	2126	11.4	68	11

Interceptions	No.	Yds.	Avg.	LG	TD
Simpson	6	90	15.0	29	0
Robertson	4	118	29.5	76	1
Elmendorf	4	48	12.0	26	0
McMillan	3	64	21.3	31	0
M. Jackson	2	13	6.5	10	0
Dryer	1	20	20.0	20	1
Reynolds	1	15	15.0	15	0
Geddes	1	4	4.0	4	0
Rams	22	372	16.9	76	2
Opponents	17	204	12.0	37	0

Punting	No.	Yds.	Avg.	LG	Bk.
Carrell	73	2874	39.4	57	0
Opponents	89	3529	39.7	60	3

Punt Returns	No.	FC	Yds.	LG	TD
Bryant	2	0	47	23.5	40
Bertelsen	11	1	143	13.0	38
Elmendorf	15	0	125	8.3	23
Scribner	26	1	205	7.9	16
Simpson	1	0	-3	-3.0	-3
Rams	55	2	517	9.4	40
Opponents	45	5	406	9.0	39

Kickoff Returns	No.	Yds.	Avg.	LG	TD
Scribner	1	24	24.0	74	0
McGee	1	404	23.8	46	0
Bryant	12	280	23.3	42	0
Bertelsen	1	17	17.0	17	0
Cappelletti	3	39	13.0	17	0
Rams	34	764	22.5	46	0
Opponents	64	1347	21.0	40	0

Field Goals	1-19	20-29	30-39	40-49	50+	T
Dempsey	2-2	7-7	7-10	4-5	1-2	21-26
Opponents	1-1	2-3	5-7	1-2	2-3	10-19

Dempsey (1, (47, 31, 51), (27), (19, 57M, 41M, 22), (35, 25, 20), (39), (1), (23), (33, 42, 17), (27), (1), (47, 37), (40, 39, 38), (26))  
Opponents (32M, 25, 28M, 39, 19, 31), (62M, 38M), (1), (38M, 42M, 36), (1), (36), (54), (1), (55), (1), (1), (48), (20))

Passing	Att.	Comp.	Yds.	Pct.	Yds./Att.	TD	TD%	Int.	Int%	LG	Sack-Lost	Rating
J. Harris	157	2148	55.1	7.54	14	4.9	15	5.3	54	21-180	73.7	
Jaworski	48	24	302	50.0	6.29	0	0.0	2	4.2	25	9-75	52.5
McCutcheon	1	0	0	0.0	0.00	0	0.0	0	0.0	0	0-0	39.6
Rams	334	181	2450	54.2	6.03	14	4.2	17	5.1	54	30-255	70.6
Opponents	387	187	2126	48.3	4.16	11	2.8	22	5.7	68	43-337	51.0

# 1974 (10-4) 1st, NFC West

## COACH: CHUCK KNOX

DATE	W/L	Score	Opponent	Attend.
9/15	W	17-10	@ Denver	(56,981)
9/22	W	24-0	NEW ORLEANS	(57,314)
9/29	L	14-20	@ New England	(59,712)
10/6	W	16-13	DETROIT	(56,599)
10/13	L	6-17	@ Green Bay (Mil.)	(45,938)
10/20	W	37-14	SAN FRANCISCO	(67,319)
10/27	W	20-13	@ New York Jets	(56,110)
11/4	W	15-13	@ San Francisco	(57,526)
11/10	W	21-0	ATLANTA	(62,133)
11/17	L	7-20	@ New Orleans	(35,727)
11/24	W	20-17	MINNESOTA	(84,327)
12/1	W	30-7	@ Atlanta	(18,648)
12/9	L	17-23	WASHINGTON	(87,313)
12/15	W	19-14	BUFFALO	(78,967)
12/22	W	19-10	WASHINGTON	(80,118)
12/29	L	10-14	@ Minnesota	(47,404)

	RAMS	OPP.
First Downs	265	186
Rushing	132	66
Passing	112	109
Penalty	21	11
3rd Down Eff.	88-202-42.6%	65-205-31.7%
Total Net Yards	4332	3404
Avg./Game	309.4	243.1
Total Plays	925	806
Avg./Play	4.7	4.2
Net Yards Rushing	2125	1302
Avg./Game	151.8	93.0
Total Rushes	566	381
Net Yards Passing	1576	150.1
Avg./Game	157.6	150.1
Sacked-Yds. Lost	21-161	44-363
Gross Yards	2368	2465
Att-Comp-Int.	338-169-13	381-194-22
Comp. %	50.0	50.9
Yds./Att.	75-36.4	95-41.2
Penalties/Yards	58-550	82-772
Fumbles/Ball Lost	29-14	15-3
Touchdowns	35	22
Rushing	16	4
Passing	16	16
Returns	3	2

Score by Periods	1	2	3	4	T
Rams	63	65	57	78	-263
Opponents	3	85	45	48	-181

Scoring	TD	Ru	P	Rt	AT	FG	FS	S	Pts
Ray	0	0	0	25	-31	9	-16	0	52
Baker	5	5	0	0	0	0	0	0	30
J. Harris	5	5	0	0	0	0	0	0	30
H. Jackson	5	0	5	0	0	0	0	0	30
McCutcheon	5	3	2	0	0	0	0	0	30
Klein	4	0	0	0	0	0	0	0	24
Snow	3	0	3	0	0	0	0	0	18
Bertelsen	2	2	0	0	0	0	0	0	12
Elmendorf	2	0	0	2	0	0	0	0	12
Bryant	1	0	0	1	0	0	0	0	6
Jaworski	1	1	0	0	0	0	0	0	6
Rentzel	1	0	1	0	0	0	0	0	6
Scribner	1	0	1	0	0	0	0	0	6
Burke	0	0	0	0	1	-3	0	0	1
Other	0	0	0	0	0	-1	0	0	0
Rams	35	16	16	3	26	35	9	-16	0
Opponents	22	4	16	2	19	-22	10	-14	0

### Usual Starters

WR	H. Jackson (14)	DE	Ja. Youngblood (14)
LT	Cowan (13)	DT	Brooks (13)
LG	Mack (14)	DT	Olsen (14)
C	Iman (14)	DE	Dryer (14)
RG	Schell (14)	LLB	Geddes (14)
RT	Williams (14)	MLB	Reynolds (14)
TE	Klein (11)	RLB	Robertson (14)
WR	Snow (14)	CB	McMillan (9)
QB	J. Harris (9)	CB	Stukes (13)
RB	Bertelsen (13)	SS	Elmendorf (14)
RB	McCutcheon (14)	FS	Preece (9)

Rushing	No.	Yds.	Avg.	LG	TD
McCutcheon	236	1109	4.7	23	7
Bertelsen	127	419	3.3	20	0
Cappelletti	55	198	3.6	20	0
Baker	53	135	2.5	13	5
J. Harris	42	112	2.7	15	5
Josephson	11	35	3.2	8	0
Jaworski	7	34	4.9	17	1
Hadi	11	28	2.5	9	0
Scribner	9	24	2.7	9	0
Bryant	10	24	2.4	7	0
Snow	1	13	13.0	13	0
H. Jackson	1	4	4.0	4	0
T. Nelson	1	3	3.0	3	0
Preece	1	4	-4.0	-4	0
Rentzel	1	9	-9.0	-9	0
Rams	566	2125	3.8	23	16
Opponents	381	1302	3.4	25	4

Receiving	No.	Yds.	Avg.	LG	TD
McCutcheon	39	408	10.5	50	2
H. Jackson	30	514	17.1	44	5
Snow	24	397	16.5	44	3
Klein	24	336	14.0	32	4
Bertelsen	20	175	8.8	19	0
Rentzel	18	396	22.0	38	1
Cappelletti	6	35	5.8	9	0
Baker	4	65	16.3	42	0
Scribner	2	28	14.0	14	1
Bryant	2	14	7.0	8	0
Rams	169	2368	14.0	50	16
Opponents	194	2465	12.7	79	16

Interceptions	No.	Yds.	Avg.	LG	TD
Elmendorf	7	186	26.6	57	2
Stukes	7	90	12.9	41	0
Preece	3	38	12.7	17	0
Geddes	2	15	7.5	15	0
Robertson	2	11	5.5	6	0
Simpson	1	0	0.0	0	0
Rams	22	340	15.5	57	2
Opponents	13	92	7.1	33	0

Punting	No.	Yds.	Avg.	LG	Bk.
Burke	46	1701	37.0	51	0
Chapple	29	1028	35.4	51	1
Rams	75	2729	36.4	51	1
Opponents	95	3917	41.2	71	1

Punt Returns	No.	FC	Yds.	Avg.	LG	TD
Bertelsen	11	4	132	12.0	19	0
Bryant	17	0	174	10.2	19	0
Scribner	8	1	70	8.8	23	0
Elmendorf	17	0	134	7.9	18	0
Rams	53	5	507	9.6	23	0
Opponents	40	5	453	11.3	68	1

Kickoff Returns	No.	Yds.	Avg.	LG	TD
Bryant	23	617	26.8	84	1
McGee	12	288	24.0	35	0
Curran	1	16	16.0	16	0
Cappelletti	2	17	8.5	12	0
Scribner	1	0	0.0	0	0
Ja. Youngblood	1	0	0.0	0	0
Rams	40	938	23.5	84	1
Opponents	58	1232	21.2	43	0

Field Goals	1-19	20-29	30-39	40-49	50+	T
Ray	1-1	5-6	2-5	1-4	0-0	9-16
Opponents	0-0	3-3	4-4	1-2	1-1	9-10

Ray (19, 45M), (20), (41B), (20), (1), (46), (31M), (20), (1), (34M), (1), (20M), (23), (37), (1), (38), (1), (39), (23), (1), (1), (1), (1), (46, 31, 44B), (1), (28, 51), (36), (1), (25), (1)

Passing	Att.	Comp.	Yds.	Pct.	Yds./Att.	TD	TD%	Int.	Int%	LG	Sack-Lost	Rating
J. Harris	198	106	1544	53.5	7.80	11	5.6	3.0	50	12-101	85.3	
Hadi	115	53	680	46.1	5.91	5	4.3	6	5.2	38	6-36	57.8
Jaworski	24	10	144	41.7	6.00	0	0.0	1	4.2	22	3-24	44.3
Burke	1	0	0	0.0	0.00	0	0.0	0	0.0	0	0-0	39.6
Rams	338	169	2368	50.0	6.19	16	4.7	13	3.8	50	21-161	69.2
Opponents	381	194	2465	50.9	6.46	16	4.2	22	5.8	79	44-363	61.6

DATE	W/L	Score	Opponent	Attend.
9/16	W	23-13	@ Kansas City	(62,315)
9/23	W	31-0	ATLANTA	(61,197)
9/30	W	40-20	@ San Francisco	(57,487)
10/7	W	31-26	@ Houston	(34,875)
10/14	W	37-31	DALLAS	(81,428)
10/21	W	24-7	GREEN BAY	(80,558)
10/28	L	9-10	@ Minnesota	(47,787)
11/4	L	13-15	@ Atlanta	(55,837)
11/11	W	29-7	NEW ORLEANS	(70,358)
11/18	W	31-13	SAN FRANCISCO	(78,358)
11/25	W	24-13	@ New Orleans	(67,192)
12/2	W	26-0	@ Chicago	(47,620)
12/10	W	40-6	NEW YORK GIANTS	(73,328)
12/16	W	30-17	CLEVELAND	(73,948)
12/23	L	16-27	@ Dallas	(64,291)

	RAMS	OPP.
First Downs	294	173
Rushing	177	71
Passing	101	87
Penalty	16	15
3rd Down Eff.	85-205-41	59%-40-170-24
Total Net Yards	4906	2951
Avg./Game	350.4	210.8
Total Plays	947	739
Avg./Play	5.2	4.0
Net Yards Rushing	2925	1270
Avg./Game	208.9	90.7
Total Rushes	659	366
Net Yards Passing	1981	1681
Avg./Game	141.5	120.1
Sacked-Yds. Lost	17-126	45-342
Gross Yards	2107	2023
Alt-Comp-Int	271-144-11	328-179-20
Comp. %	53.1	54.6
Punts/Avg.	51-40.8	81-40.8
Penalties/Yards	54-606	61-566
Fumbles/ Ball Lost	21-9	29-18
Touchdowns	42	17
Rushing	18	5
Passing	22	10
Returns	2	2

Score by Periods	1	2	3	4	T
Rams	70	166	71	81	388
Opponents	39	49	26	64	178

Scoring	TD	Ru	Pa	Rt	PAT	FG	S	Pts
Ray	0	0	0	0	40-42	30-47	0	130
H. Jackson	13	0	13	0	0-0	0-0	0	78
Baker	7	0	7	0	0-0	0-0	0	42
Bertelsen	5	4	1	0	0-0	0-0	0	30
McCutcheon	5	2	0	0	0-0	0-0	0	30
Snow	2	2	0	0	0-0	0-0	0	12
L. Smith	2	2	0	0	0-0	0-0	0	12
Josephson	2	2	0	0	0-0	0-0	0	12
Klein	2	2	0	0	0-0	0-0	0	12
Curran	1	0	1	0	0-0	0-0	0	6
Preece	1	0	0	0	0-0	0-0	0	6
Bryant	1	0	0	0	0-0	0-0	0	6
Robertson	1	0	0	1	0-0	0-0	0	6
Dryer	0	0	0	0	0-0	0-0	2	4
Team	0	0	0	0	0-0	0-0	1	2
Rams	42	18	22	2	40-42	30-47	3	388
Opponents	17	5	10	2	16-17	20-27	0	178

Usual Starters

WR	H. Jackson (14)	DE	Ja. Youngblood (14)
LT	Cowan (14)	DT	Brooks (14)
LG	Mack (14)	DT	Olsen (14)
C	Iman (14)	DE	Dryer (14)
RG	Sciabelli (14)	LLB	Geddes (14)
RT	Williams (14)	MLB	Reynolds (14)
TE	Klein (14)	RLB	Robertson (14)
WR	Snow (14)	CB	McMillan (14)
QB	Hadi (14)	CB	Stukes (14)
RB	Bertelsen (14)	SS	Elmendorf (14)
RB	McCutcheon (12)	FS	Preece (14)

Rushing	No.	Yds.	Avg.	LG	TD
McCutcheon	210	1097	5.2	37	2
Bertelsen	206	854	4.1	49	4
Baker	85	344	4.0	17	7
L. Smith	79	291	3.7	16	2
Josephson	36	174	4.8	14	2
Scribner	20	109	5.5	17	0
J. Harris	4	29	7.3	19	0
Gordot	1	19	19.0	19	0
Preece	1	11	11.0	11	1
Chapple	1	0	0.0	0	0
Hadi	1	5	0.4	6	0
H. Jackson	2	38	4.0	33	0
Rams	659	2925	4.4	49	18
Opponents	366	1270	3.5	25	5

Receiving	No.	Yds.	Avg.	LG	TD
McCutcheon	40	874	21.9	69	13
Klein	30	289	9.6	31	3
Bertelsen	21	277	13.2	23	2
Snow	19	267	14.1	44	1
L. Smith	16	252	15.8	38	2
Curran	10	65	6.5	11	0
Scribner	5	56	11.2	27	0
Sherman	2	19	9.5	13	0
Rams	2107	1446	6.8	60	22
Opponents	179	2023	11.3	65	10

Interceptions	No.	Yds.	Avg.	LG	TD
Stukes	5	104	20.8	42	0
McMillan	4	20	5.0	15	0
Robertson	3	37	19.0	49	1
Reynolds	2	52	26.0	49	0
Preece	2	25	12.5	25	0
Elmendorf	1	16	16.0	16	0
J. Youngblood	1	15	15.0	15	0
Stein	1	6	6.0	6	0
Rams	20	300	15.0	49	1
Opponents	11	103	9.4	30	1

Punting	No.	Yds.	Avg.	LG	Bk.
Chapple	51	2079	40.8	65	1
Rams	51	2079	40.8	65	1
Opponents	81	3308	40.8	59	0

Punt Returns	No.	FC	Yds.	Avg.	LG	TD
Bertelsen	26	10	259	10.0	34	0
Elmendorf	22	3	167	8.5	30	0
Scribner	3	1	32	10.7	17	0
Rams	51	14	478	9.4	34	0
Opponents	24	8	261	10.9	26	0

Kickoff Returns	No.	Yds.	Avg.	LG	TD
Bryant	13	369	28.4	93	1
Scribner	11	314	28.5	57	0
Clark	2	80	40.0	58	0
Gordon	3	68	22.7	25	0
Elmendorf	2	23	11.5	23	0
Curran	1	24	24.0	24	0
Smith	1	16	16.0	16	0
Bertelsen	1	15	15.0	15	0
Klein	1	6	6.0	6	0
McCutcheon	1	0	0.0	0	0
Rams	36	915	25.4	93	1
Opponents	68	1318	19.4	35	0

Field Goals	1-19	20-29	30-39	40-49	50+	T
Ray	9-10	7-9	9-16	5-11	0-1	30-47
Opponents	7-7	7-7	6-6	0-5	0-1	20-26

Ray (27, 47M, 19M), (34, 36M, 47M), (16, 19, 27, 25), (17, 26M), (27, 37, 35, 49M), (44, 40, 49M), (30, 35, 47, 32B, 43M), (32, 42), (19, 11, 8, 39M), (37, 49M), (20, 30M, 27M), (30, 16, 39, 26, 52M), (16, 31M), (48, 27, 15, 35M, 35M), Opponents (49M, 52M), (1, 35, 24), (8, 35, 37, 36), (8), (1, 15, 25M, 47B, 45), (28, 30, 12, 26, 16), (41M), (24, 17), (37, 24, 43M), (1, 15, 27), (22)

Passing	Att.	Comp.	Yds.	Pct.	Yds./Att.	TD	TD%	Int.	Int%	LG	Sack-Lost	Rating
Hadi	258	135	2008	52.3	7.8	22	8.5	11	4.3	69	17-126	88.8
J. Harris	11	7	68	63.6	6.2	0	0.0	0	0.0	27	0-0	80.8
L. Smith	2	2	31	100.0	15.5	0	0.0	0	0.0	21	0-0	118.9
Rams	271	144	2107	53.1	7.8	22	8.1	11	4.1	69	17-126	84.9
Opponents	328	179	2023	54.6	6.1	10	3.0	20	6.1	65	45-342	58.0

# 1972 (6-7-1) 3RD, NFC WEST COACH: TOMMY PROTHRO

DATE	W/L	Score	Opponent	Attend.
9/17	W	34-14	NEW ORLEANS	(66,303)
9/24	T	13-13	@ Chicago	(55,701)
10/1	L	3-31	@ Atlanta	(57,122)
10/8	W	31-7	SAN FRANCISCO	(77,382)
10/15	W	34-3	@ Philadelphia	(65,720)
10/22	W	15-12	CINCINNATI	(73,385)
10/29	L	17-45	@ Oakland	(54,660)
11/5	W	20-7	ATLANTA	(75,018)
11/12	L	10-16	DENVER	(65,398)
11/17	L	41-45	MINNESOTA	(77,982)
11/26	L	16-19	@ New Orleans	(64,325)
12/4	W	26-16	@ San Francisco	(61,214)
12/10	L	14-24	@ St. Louis	(36,873)
12/17	L	17-34	DETROIT	(71,761)

RAMS		OPP.	
First Downs	238	235	
Rushing	113	101	
Passing	108	110	
Penalty	17	24	
Total Net Yards	4355	3907	
Avg./Game	311.1	279.1	
Total Plays	859	843	
Avg./Play	5.1	4.6	
Net Yards Rushing	2209	1762	
Avg./Game	157.8	125.9	
Total Rushes	472	438	
Net Yards Passing	2146	2145	
Avg./Game	153.3	153.2	
Sacked-Yds. Lost	16-136	42-327	
Gross Yards	2282	2472	
Att-Comp-Int	371-184-22	363-181-16	
Comp. %	49.6	49.9	
Punts/Avg.	53-44.2	71-41.2	
Penalties/Yards	78-648	60-553	
Fumbles/ Ball Lost	24-9	25-11	
Touchdowns	31	34	
Rushing	17	9	
Passing	13	20	
Returns	1	5	

Score by Periods	1	2	3	4	T
Rams	53	97	94	47	291
Opponents	53	90	57	86	286

Scoring	TD	Ru	Pa	Rt	PAT	FG	S	Pts
Ray	0	0	0	31-31	24-41	0	0	103
Bertelsen	6	5	1	0	0-0	0-0	0	36
Ellison	6	5	1	0	0-0	0-0	0	36
Snow	4	0	4	0	0-0	0-0	0	24
L. Smith	3	2	1	0	0-0	0-0	0	18
B. Thomas	3	3	0	0	0-0	0-0	0	18
Rentzel	2	1	1	0	0-0	0-0	0	12
Sweet	1	0	1	0	0-0	0-0	1	8
Klein	1	0	1	0	0-0	0-0	0	6
Josephson	1	0	1	0	0-0	0-0	0	6
Gabriel	1	1	0	0	0-0	0-0	0	6
Gordon	1	0	1	0	0-0	0-0	0	6
Howard	1	0	0	1	0-0	0-0	0	6
Love	1	0	1	0	0-0	0-0	0	6
Rams	31	17	13	1	31-31	24-41	1	291
Opponents	34	9	20	5	32-34	16-30	0	286

### Usual Starters

WR	Snow (14)	DE	Ja. Youngblood (10)
LT	Cowan (13)	DT	Olsen (14)
LG	Mack (12)	DT	Brooks (8)
C	Iman (14)	DE	Bacon (14)
RG	Scibelli (13)	LLB	Bacon (14)
RT	Schuh (14)	MLB	McKeever (14)
TE	Klein (13)	RLB	Robertson (14)
WR	Rentzel (14)	CB	Clark (6)
QB	Gabriel (13)	CB	C. Williams (6)
RB	Bertelsen (8)	CB	Howard (13)
RB	Ellison (12)	S	Elmendorf (14)
			Nettles (14)

Rushing	No.	Yds.	Avg.	LG	TD
Ellison	170	764	4.5	37	5
Bertelsen	123	581	4.7	42	3
B. Thomas	77	433	5.6	49	3
L. Smith	60	276	4.6	68	2
Josephson	18	75	4.2	13	0
Rentzel	7	71	10.1	18	1
Gabriel	14	16	1.1	11	1
Sweet	1	1	1.0	1	0
Beathard	1	-1	-1.0	1	0
Klein	1	-7	-7.0	7	0
Rams	472	2209	4.7	68	17
Opponents	438	1762	4.0	56	9

Receiving	No.	Yds.	Avg.	LG	TD
Snow	30	590	19.7	57	4
Bertelsen	29	331	11.4	22	1
Klein	29	330	11.4	26	1
Rentzel	27	365	13.5	40	1
Ellison	23	141	6.1	39	1
L. Smith	15	186	12.4	47	1
Josephson	14	170	12.1	34	1
B. Thomas	11	95	8.6	19	0
Gordon	3	29	9.7	17	1
Sweet	2	26	13.0	17	1
Love	1	19	19.0	19	1
Rams	184	2282	12.4	57	13
Opponents	181	2472	13.6	58	20

Interceptions	No.	Yds.	Avg.	LG	TD
Nettles	6	168	28.0	43	0
Elmendorf	3	29	9.7	15	0
Howard	2	26	8.7	24	1
McKeever	2	8	4.0	8	0
Clark	1	18	18.0	18	0
Purnell	1	2	2.0	2	0
Rams	16	251	15.7	43	1
Opponents	22	439	20.0	88	3

Punting	No.	Yds.	Avg.	LG	Bk.
Chapple	53	2344	44.2	70	0
Rams	53	2344	44.2	70	0
Opponents	71	2926	41.2	71	0

Punt Returns	No.	FC	Yds.	Avg.	LG	TD
Bertelsen	16	3	232	14.5	60	0
Love	10	4	39	3.9	10	0
Gordon	4	0	20	5.0	12	0
Elmendorf	3	9	56	18.7	41	0
Rams	33	16	347	10.5	60	0
Opponents	22	10	54	2.5	19	0

Kickoff Returns	No.	Yds.	Avg.	LG	TD
Ellison	14	345	24.6	32	0
B. Thomas	8	212	26.5	43	0
Love	8	167	20.9	27	0
Gordon	4	141	35.3	53	0
R. Williams	6	141	23.5	29	0
Bertelsen	4	88	22.0	25	0
Curran	4	37	9.3	19	0
Clark	3	59	19.7	28	0
Howard	2	51	25.5	28	0
Pergine	3	46	15.3	19	0
Rams	56	1287	23.0	53	0
Opponents	54	999	18.5	57	0

Field Goals	1-19	20-29	30-39	40-49	50+	T
Ray	6-7	5-7	9-11	4-13	0-4	24-41

Passing	Att.	Comp.	Yds.	Pct.	Yds./Att.	TD	TD%	Int.	Int%	LG	Sack-Lost	Rating
Gabriel	323	165	2027	51.1	6.3	12	3.7	15	4.6	37	12-102	63.8
Beathard	48	19	255	39.6	5.3	1	2.1	7	14.6	33	4-34	24.6
Rams	371	184	2282	49.6	6.2	13	3.5	22	5.9	57	16-136	56.0
Opponents	363	181	2472	49.9	6.8	20	5.5	16	4.4	98	42-327	72.0

# 1971 (8-5-1) 2ND, NFC WEST COACH: TOMMY PROTHRO

DATE	W/L	Score	Opponent	Attend.
9/19	L	20-24	@ New Orleans	(70,915)
9/26	T	20-20	ATLANTA	(57,895)
10/3	W	17-3	CHICAGO	(66,957)
10/10	W	20-13	@ San Francisco	(44,000)
10/17	W	24-16	@ Atlanta	(58,850)
10/24	W	30-13	GREEN BAY	(75,351)
10/31	L	14-20	MIAMI	(72,903)
11/8	L	17-24	@ Baltimore	(57,722)
11/14	W	21-13	@ Detroit	(54,418)
11/21	W	17-6	SAN FRANCISCO	(80,050)
11/25	L	21-28	@ Dallas	(66,595)
12/5	W	45-28	NEW ORLEANS	(73,610)
12/13	L	24-38	WASHINGTON	(80,402)
12/19	W	23-14	@ Pittsburgh	(45,233)

	RAMS	OPP.
<b>First Downs</b> .....	234	239
Rushing .....	105	91
Passing .....	111	129
Penalty .....	18	19
<b>Total Net Yards</b> .....	4233	4037
Avg./Game.....	302.4	288.4
Total Plays .....	856	879
Avg./Play .....	4.9	4.6
<b>Net Yards Rushing</b> .....	2139	1658
Avg./Game .....	152.8	118.4
Total Rushes .....	460	455
<b>Net Yards Passing</b> .....	2094	2379
Avg./Game .....	149.6	169.9
Sacked-Yds. Lost .....	26-210	37-314
Gross Yards .....	2304	2693
Att-Comp-Int .....	370-185-11	387-200-27
Comp. % .....	50.0	51.6
<b>Punts/Avg.</b> .....	70-41.4	66-39.4
<b>Penalties/Yards</b> .....	79-64.2	62-665
<b>Fumbles/Ball Lost</b> .....	32-18	22-7
<b>Touchdowns</b> .....	37	30
Rushing .....	11	11
Passing .....	18	15
Returns .....	4	4

Score by Periods	1	2	3	4	T
Rams .....	85	77	48	103	- 313
Opponents .....	40	76	69	69	- 260

Scoring	TD	Ru	P	PAT	FG	S	Pts
Ray .....	0	0	0	37-37	18-29	0	91
Rentzel .....	6	1	5	0-0	0-0	0	36
Josephson .....	5	3	2	0-0	0-0	0	30
L. Smith .....	5	5	0	0-0	0-0	0	30
Snow .....	5	0	5	0-0	0-0	0	30
Ellison .....	4	4	0	0-0	0-0	0	24
Klein .....	4	0	4	0-0	0-0	0	24
Gabriel .....	2	2	0	0-0	0-0	0	12
Alexander .....	1	0	0	1-0	0-0	0	6
Curran .....	1	0	1	0-0	0-0	0	6
Howard .....	1	0	1	0-0	0-0	0	6
Maslowski .....	1	0	1	0-0	0-0	0	6
Nettles .....	1	0	0	1-0	0-0	0	6
T. Williams .....	1	0	0	1-0	0-0	0	6
<b>Rams</b> .....	<b>37</b>	<b>15</b>	<b>4</b>	<b>37-37</b>	<b>18-29</b>	<b>0</b>	<b>313</b>
<b>Opponents</b> .....	<b>30</b>	<b>11</b>	<b>15</b>	<b>4-29</b>	<b>17-32</b>	<b>0</b>	<b>260</b>

### Usual Starters

WR	Snow (14)	DE	D. Jones (14)
LT	Cowan (14)	DT	M. Olsen (14)
LG	Mack (14)	DT	P. Olsen (8)
C	Iman (14)	DE	Nelson (6)
RG	Schbelli (14)	DE	Bacon (14)
RT	Schuh (14)	LLB	Purnell (14)
TE	Klein (14)	MLB	McKeever (14)
WR	Rentzel (14)	RLB	Robertson (12)
QB	Gabriel (14)	CB	Nettles (14)
RB	Ellison (13)	CB	Howard (14)
RB	Josephson (9)	S	Alexander (14)
RB	L. Smith (6)	S	Elmendorf (14)

Rushing	No.	Yds.	Avg.	LG	TD
Ellison .....	211	1000	4.7	80	4
Josephson .....	99	449	4.5	57	3
L. Smith .....	91	404	4.4	64	5
Rentzel .....	14	113	8.1	50	1
T. Williams .....	18	103	5.7	36	0
Gabriel .....	18	48	2.7	10	2
Klein .....	2	21	7.0	13	0
White .....	2	11	5.5	6	0
Rhyme .....	3	0	0.0	0	0
Snow .....	1	-10	-10.0	-10	0
<b>Rams</b> .....	<b>460</b>	<b>2139</b>	<b>4.7</b>	<b>80</b>	<b>15</b>
<b>Opponents</b> .....	<b>455</b>	<b>1658</b>	<b>3.6</b>	<b>25</b>	<b>11</b>

Receiving	No.	Yds.	Avg.	LG	TD
Rentzel .....	38	534	14.1	41	5
Snow .....	37	666	18.0	68	5
Ellison .....	32	238	7.4	49	0
L. Smith .....	31	324	10.5	54	0
Josephson .....	26	230	8.8	29	2
Klein .....	14	160	11.4	33	4
Maslowski .....	3	82	27.3	36	1
T. Williams .....	3	68	22.7	43	0
Curran .....	1	2	2.0	2	1
<b>Rams</b> .....	<b>185</b>	<b>2304</b>	<b>12.5</b>	<b>68</b>	<b>18</b>
<b>Opponents</b> .....	<b>200</b>	<b>2693</b>	<b>13.5</b>	<b>74</b>	<b>15</b>

Interceptions	No.	Yds.	Avg.	LG	TD
Howard .....	6	99	16.5	35	0
Nettles .....	5	97	19.4	44	1
McKeever .....	4	38	9.5	15	0
Robertson .....	3	32	8.0	20	0
Alexander .....	3	122	40.7	82	1
Elmendorf .....	2	32	16.0	32	0
Purnell .....	2	32	16.0	17	0
Bacon .....	1	0	0.0	0	2
<b>Rams</b> .....	<b>27</b>	<b>452</b>	<b>16.7</b>	<b>82</b>	<b>2</b>
<b>Opponents</b> .....	<b>11</b>	<b>83</b>	<b>7.5</b>	<b>46</b>	<b>1</b>

Punting	No.	Yds.	Avg.	LG	Blk.
Studstill .....	70	2896	41.4	60	0
<b>Rams</b> .....	<b>70</b>	<b>2896</b>	<b>41.4</b>	<b>60</b>	<b>0</b>
<b>Opponents</b> .....	<b>66</b>	<b>2600</b>	<b>39.3</b>	<b>64</b>	<b>0</b>

Punt Returns	No.	FC	Yds.	Avg.	LG	TD
Haymond .....	24	11	123	5.1	28	0
Rentzel .....	9	5	40	4.4	24	0
Alexander .....	1	3	5	5.0	5	0
T. Williams .....	1	0	4	4.0	4	0
Howard .....	0	1	0	0.0	0	0
<b>Rams</b> .....	<b>35</b>	<b>20</b>	<b>172</b>	<b>4.9</b>	<b>28</b>	<b>0</b>
<b>Opponents</b> .....	<b>27</b>	<b>20</b>	<b>67</b>	<b>2.4</b>	<b>21</b>	<b>0</b>

Kickoff Returns	No.	Yds.	Avg.	LG	TD
T. Williams .....	25	743	29.7	105T	1
Haymond .....	9	207	23.0	34	0
Howard .....	7	164	23.4	34	0
R. Williams .....	4	100	25.0	57	0
Curran .....	3	35	11.7	15	0
Youngblood .....	2	36	18.0	22	0
LaHood .....	1	25	25.0	25	0
B. Thomas .....	1	12	12.0	12	0
Josephson .....	1	0	0.0	0	0
Saul .....	1	0	0.0	0	0
<b>Rams</b> .....	<b>54</b>	<b>1322</b>	<b>24.5</b>	<b>105T</b>	<b>1</b>
<b>Opponents</b> .....	<b>57</b>	<b>1176</b>	<b>20.6</b>	<b>89T</b>	<b>1</b>

Field Goals	1-19	20-29	30-39	40-49	50+	T
Ray .....	6-7	6-8	2-3	4-10	0-1	18-29

Passing	Att.	Comp.	Yds.	Pct.	Yds./Att.	TD	TD%	Int.	Int%	LG	Sack-Lost	Rating
Gabriel .....	352	180	2238	51.1	6.36	17	4.8	10	2.8	68	25-200	75.4
Rhyme .....	18	5	66	27.8	3.67	1	5.5	1	5.5	27	1-10	37.7
<b>Rams</b> .....	<b>370</b>	<b>185</b>	<b>2304</b>	<b>50.0</b>	<b>6.21</b>	<b>18</b>	<b>4.8</b>	<b>11</b>	<b>3.0</b>	<b>68</b>	<b>26-210</b>	<b>73.5</b>
<b>Opponents</b> .....	<b>387</b>	<b>200</b>	<b>2693</b>	<b>51.6</b>	<b>6.96</b>	<b>15</b>	<b>3.8</b>	<b>27</b>	<b>7.0</b>	<b>74</b>	<b>37-314</b>	<b>58.0</b>

# 1970 (9-4-1) 2ND, NFC WEST

COACH: GEORGE ALLEN

DATE	W/L	Score	Opponent	Attend.
9/18	W	34-13	ST. LOUIS	(63,130)
9/27	W	19-0	@ Buffalo	(46,206)
10/4	W	37-10	SAN DIEGO	(69,564)
10/11	L	6-20	SAN FRANCISCO	(77,272)
10/18	W	31-21	@ Green Bay	(56,263)
10/26	L	3-13	@ Minnesota	(47,900)
11/1	W	30-17	@ New Orleans	(77,861)
11/8	T	10-10	ATLANTA	(67,232)
11/15	L	20-31	NEW YORK JETS	(76,378)
11/22	W	17-7	@ Atlanta	(58,850)
11/29	W	30-13	@ San Francisco	(59,602)
12/6	W	34-16	NEW ORLEANS	(66,410)
12/14	L	23-28	DETROIT	(79,441)
12/20	W	31-3	@ New York Giants	(62,870)

	RAMS	OPP.
<b>First Downs</b> .....	224	195
Rushing.....	93	64
Passing.....	120	113
Penalty.....	11	18
<b>Total Net Yards</b> .....	427	354
Avg./Game.....	305.1	253.4
Total Plays.....	879	826
Avg./Play.....	4.9	4.3
<b>Net Yards Rushing</b> .....	1763	1359
Avg./Game.....	125.9	97.0
Total Rushes.....	430	395
<b>Net Yards Passing</b> .....	2508	2189
Avg./Game.....	179.1	156.3
Sacked-Yds. Lost.....	23-150	53-426
Gross Yards.....	2658	2615
Att-Comp-Int.....	426-218-13	378-196-19
Comp. %.....	51.2	51.8
<b>Punts/Avg.</b> .....	67-39.1	88-37.8
<b>Penalties/Yards</b> .....	88-959	77-825
<b>Fumbles/ Ball Lost</b> .....	27-17	28-16
<b>Touchdowns</b> .....	34	22
Rushing.....	12	6
Passing.....	17	15
Returns.....	5	1

Score by Periods	1	2	3	4	T
Rams	54	116	56	99	- 325
Opponents	40	67	47	48	- 202

Scoring	TD	Ru	Pa	Rt	PAT	FG	S	Pts
Ray	0	0	0	0	34-34	29-45	0	121
Ellison	7	5	2	0	0-0	0-0	0	42
Snow	7	0	7	0	0-0	0-0	0	42
Josephson	3	5	0	0	0-0	0-0	0	30
Truax	3	0	3	0	0-0	0-0	0	18
L. Smith	2	1	1	0	0-0	0-0	0	12
Studstill	2	0	2	0	0-0	0-0	0	12
Alexander	1	0	0	1	0-0	0-0	0	6
Bacon	1	0	0	1	0-0	0-0	0	6
Curran	1	0	0	0	0-0	0-0	0	6
Gabriel	1	0	0	0	0-0	0-0	0	6
Haymond	1	0	0	1	0-0	0-0	0	6
Long	1	0	1	0	0-0	0-0	0	6
Mason	1	0	1	0	0-0	0-0	0	6
C. Williams	1	0	0	1	0-0	0-0	0	6
<b>Rams</b>	<b>34</b>	<b>12</b>	<b>17</b>	<b>5</b>	<b>34-34</b>	<b>29-45</b>	<b>0</b>	<b>325</b>
<b>Opponents</b>	<b>22</b>	<b>6</b>	<b>15</b>	<b>1</b>	<b>22-22</b>	<b>16-25</b>	<b>0</b>	<b>202</b>

### Usual Starters

WR	Snow (14)	DE	D. Jones (13)
LT	Cowan (14)	DT	Olsen (14)
LG	Mack (14)	DT	Talbert (14)
C	Iman (14)	DE	Bacon (14)
RG	Scibelli (14)	LLB	Pardee (14)
RT	Brown (14)	MLB	Pottios (14)
TE	Truax (14)	RLB	Baughan (8)
WR	Tucker (12)	CB	C. Williams (12)
QB	Gabriel (14)	CB	Alexander (14)
RB	L. Smith (9)	S	Elmendorf (14)
RB	Josephson (12)	S	Pelittbon

Rushing	No.	Yds.	Avg.	LG	TD
Josephson	150	640	4.3	23	5
Ellison	90	381	4.2	24	5
L. Smith	77	338	4.4	19	1
Mason	44	123	2.8	13	0
Gabriel	28	104	3.7	15	1
Curran	25	92	3.7	11	0
Jordan	10	50	5.0	10	0
Studstill	3	23	7.7	23	0
Pitts	3	8	2.7	3	0
Pelittbon	1	3	3.0	3	0
Johnson	1	1	1.0	1	0
<b>Rams</b>	<b>430</b>	<b>1763</b>	<b>4.1</b>	<b>24</b>	<b>12</b>
<b>Opponents</b>	<b>395</b>	<b>1359</b>	<b>3.4</b>	<b>49</b>	<b>6</b>

Receiving	No.	Yds.	Avg.	LG	TD
Snow	51	859	16.8	71	7
Josephson	44	427	9.7	30	0
Truax	36	420	11.7	34	3
L. Smith	24	164	6.8	17	1
Studstill	18	252	14.0	40	2
Tucker	12	230	19.2	51	0
Mason	12	127	10.6	32	1
Ellison	10	84	8.4	20	2
Long	3	35	11.7	15	1
Curran	3	25	8.3	14	0
Klein	3	20	10.0	12	0
Ray	1	11	11.0	11	0
C. Williams	1	9	9.0	9	0
Jordan	1	-5	-5.0	-5	0
<b>Rams</b>	<b>218</b>	<b>2658</b>	<b>12.2</b>	<b>71</b>	<b>17</b>
<b>Opponents</b>	<b>196</b>	<b>2615</b>	<b>13.3</b>	<b>67</b>	<b>15</b>

Interceptions	No.	Yds.	Avg.	LG	TD
C. Williams	5	108	21.6	65	1
Alexander	4	47	11.8	25	1
Nettles	3	54	18.0	32	0
Pottios	2	27	13.5	14	0
Meador	2	22	11.0	12	0
Pelittbon	1	10	10.0	10	0
Pardee	1	9	9.0	9	0
Baughan	1	3	3.0	3	0
<b>Rams</b>	<b>19</b>	<b>280</b>	<b>14.7</b>	<b>65</b>	<b>2</b>
<b>Opponents</b>	<b>13</b>	<b>92</b>	<b>7.1</b>	<b>19</b>	<b>0</b>

Punting	No.	Yds.	Avg.	LG	Blk.
Studstill	67	2618	39.0	53	0
<b>Rams</b>	<b>67</b>	<b>2618</b>	<b>39.0</b>	<b>53</b>	<b>0</b>
<b>Opponents</b>	<b>88</b>	<b>3329</b>	<b>37.8</b>	<b>67</b>	<b>2</b>

Punt Returns	No.	FC	Yds.	Avg.	LG	TD
Haymond	53	15	376	7.1	30	0
Alexander	7	1	38	5.4	49	0
Nettles	2	0	4	2.0	4	0
Shaw	0	1	0	0.0	0	0
<b>Rams</b>	<b>62</b>	<b>17</b>	<b>418</b>	<b>6.7</b>	<b>49</b>	<b>0</b>
<b>Opponents</b>	<b>32</b>	<b>15</b>	<b>181</b>	<b>5.7</b>	<b>59</b>	<b>0</b>

Kickoff Returns	No.	Yds.	Avg.	LG	TD
Haymond	35	1022	29.2	98t	1
Alexander	7	126	18.0	30	0
Curran	3	51	17.0	21	0
Ellison	1	20	20.0	20	0
M. Johnson	1	17	17.0	17	0
<b>Rams</b>	<b>47</b>	<b>1236</b>	<b>26.3</b>	<b>98t</b>	<b>1</b>
<b>Opponents</b>	<b>71</b>	<b>1278</b>	<b>18.0</b>	<b>44</b>	<b>0</b>

Field Goals	1-19	20-29	30-39	40-49	50+	T
Ray	10-11	11-14	5-11	3-9	0-0	29-45

Passing	Att.	Comp.	Yds.	Pct.	Yds./Att.	TD	TD%	Int.	Int%	LG	Sack-Lost	Rating
Gabriel	407	211	2552	51.8	6.27	16	3.9	12	2.9	71	20-134	72.2
Sweetan	13	6	81	46.2	6.23	1	7.6	0	0.0	22	2-15	92.1
Josephson	1	1	25	100.0	25.00	0	0.0	0	0.0	25	1-1	118.8
L. Smith	2	0	0	0.0	0.00	0	0.0	0	0.0	0	0-0	39.6
Curran	2	0	0	0.0	0.00	0	0.0	1	50.0	0	0-0	0.0
Studstill	1	0	0	0.0	0.00	0	0.0	0	0.0	0	0-0	39.6
<b>Rams</b>	<b>426</b>	<b>218</b>	<b>2658</b>	<b>51.2</b>	<b>5.59</b>	<b>17</b>	<b>3.9</b>	<b>13</b>	<b>3.1</b>	<b>71</b>	<b>23-150</b>	<b>71.3</b>
<b>Opponents</b>	<b>378</b>	<b>196</b>	<b>2615</b>	<b>51.9</b>	<b>5.08</b>	<b>15</b>	<b>3.9</b>	<b>19</b>	<b>5.0</b>	<b>67</b>	<b>53-426</b>	<b>66.4</b>

# 1969 (11-3) 1st, NFC WEST

# COACH: GEORGE ALLEN

DATE	W/L	Score	Opponent	Attend.
9/21	W	27-20	@ Baltimore	(56,864)
9/28	W	17-7	ATLANTA	(58,031)
10/5	W	36-17	NEW ORLEANS	(54,879)
10/12	W	27-21	@ San Francisco	(45,995)
10/19	W	34-21	GREEN BAY	(78,947)
10/26	W	9-7	@ Chicago	(45,985)
11/2	W	38-6	@ Atlanta	(54,357)
11/9	W	41-30	SAN FRANCISCO	(73,975)
11/16	W	23-17	@ Philadelphia	(60,658)
11/23	W	24-23	DALLAS	(79,105)
11/30	W	24-13	@ Washington	(50,352)
12/7	L	13-20	MINNESOTA	(80,430)
12/14	L	0-28	@ Detroit	(53,256)
12/21	L	7-13	BALTIMORE	(73,326)
12/27*	L	20-23	@ Minnesota	(47,900)
1/3**	W	31-0	Dallas	(31,151)

\* Western Conference Playoff

\*\* Playoff Bowl Game at Miami

	RAMS	OPP.
First Downs	209	242
Rushing	75	84
Passing	114	125
Penalty	20	33
Total Net Yards	281.0	285.8
Avg./Game	39.34	40.01
Total Plays	814	895
Avg./Play	4.8	4.5
Net Yards Rushing	141.3	147.5
Avg./Game	100.9	105.4
Total Rushes	382	415
Net Yards Passing	252.6	252.6
Avg./Game	180.1	180.4
Sacked-Yds. Lost	17-129	50-393
Gross Yards	2650	2919
Att.-Comp.-Int.	418-222-7	430-202-26
Comp. %	53.4	46.9
Punts/Avg.	80-40.7	77-41.0
Penalties/Yards	95-994	88-709
Fumbles/Ball Lost	23-12	33-12
Rushing	36	26
Passing	8	8
Other	25	18

Score by Periods	1	2	3	4	T
Rams	60	102	78	80	320
Opponents	53	82	37	71	243

Scoring	TD	Ru	Pa	Rt	PAT	FG	S	Pts
Gossett	0	0	0	0	36-36	22-34	0	102
Tucker	7	0	7	0	0-0	0-0	0	42
Snow	6	0	6	0	0-0	0-0	0	36
Gabriel	5	5	0	0	0-0	0-0	0	30
Truax	5	0	5	0	0-0	0-0	0	30
L. Smith	3	1	2	0	0-0	0-0	0	18
Mason	2	1	1	0	0-0	0-0	0	12
Josephson	2	0	2	0	0-0	0-0	0	12
Meador	2	0	0	2	0-0	0-0	0	12
Ellison	2	1	1	0	0-0	0-0	0	12
R. Smith	1	0	0	1	0-0	0-0	0	6
Klein	1	0	1	0	0-0	0-0	0	6
TEAM	0	0	0	0	0-0	0-0	1	2
Rams	36	8	25	3	36-36	22-34	1	320
Opponents	26	8	18	0	25-26	20-25	1	243

### Usual Starters

WR	Snow (14)	DE	D. Jones (14)
LT	Cowan (14)	DT	Olsen (14)
LG	Mack (14)	DT	Bacon (13)
C	Iman (14)	DE	Talbert (13)
RG	Scibelli (7)	LLB	Pardee (14)
RT	Brown (14)	MLB	Woodlief (11)
TE	Truax (13)	RLB	Baughan (13)
WR	Tucker (14)	CB	C. Williams (14)
QB	Gabriel (14)	S	R. Smith (11)
RB	Josephson (14)	S	Pettibon (12)
RB	L. Smith (14)	S	Meador (14)

Rushing	No.	Yds.	Avg.	LG	TD
L. Smith	166	599	3.6	46	1
Josephson	124	461	3.7	17	0
Gabriel	35	156	4.5	22	5
Mason	33	135	4.1	17	1
Ellison	20	56	2.8	15	1
Meador	1	5	5.0	5	0
Bass	1	1	1.0	1	0
Lang	1	1	1.0	1	0
Sweetan	1	-1	-1.0	-1	0
<b>Rams</b>	<b>382</b>	<b>1413</b>	<b>3.7</b>	<b>46</b>	<b>8</b>
<b>Opponents</b>	<b>415</b>	<b>1475</b>	<b>3.6</b>	<b>28</b>	<b>8</b>

Receiving	No.	Yds.	Avg.	LG	TD
Snow	49	734	15.0	74	6
L. Smith	46	300	6.5	38	2
Tucker	38	629	16.6	93	7
Truax	37	431	11.7	49	5
Josephson	32	295	9.2	51	2
Mason	11	185	16.9	67	1
Ellison	4	31	7.8	14	1
Studstill	3	28	9.3	11	0
Klein	2	17	8.5	16	1
<b>Rams</b>	<b>222</b>	<b>2650</b>	<b>11.9</b>	<b>93</b>	<b>25</b>
<b>Opponents</b>	<b>202</b>	<b>2919</b>	<b>14.5</b>	<b>70</b>	<b>18</b>

Interceptions	No.	Yds.	Avg.	LG	TD
Meador	5	97	19.4	38	2
Pettibon	5	46	9.2	25	0
C. Williams	4	97	24.3	40	0
Woodlief	4	29	7.3	10	0
R. Smith	3	70	23.3	24	1
Nettles	2	37	18.5	25	0
Pardee	1	19	19.0	19	0
Pottios	1	16	16.0	16	0
Daniel	1	13	13.0	13	0
<b>Rams</b>	<b>26</b>	<b>424</b>	<b>16.3</b>	<b>40</b>	<b>3</b>
<b>Opponents</b>	<b>7</b>	<b>40</b>	<b>5.7</b>	<b>29</b>	<b>0</b>

Punting	No.	Yds.	Avg.	LG	Bk.
Studstill	80	3259	40.7	60	0
<b>Rams</b>	<b>80</b>	<b>3259</b>	<b>40.7</b>	<b>60</b>	<b>0</b>
<b>Opponents</b>	<b>77</b>	<b>3154</b>	<b>41.0</b>	<b>58</b>	<b>1</b>

Punt Returns	No.	FC	Yds.	Avg.	LG	TD
Haymond	33	8	435	13.2	52	0
R. Smith	23	6	122	5.3	21	0
Pergine	1	0	0	0.0	0	0
Meador	1	0	-1	-1.0	-1	0
<b>Rams</b>	<b>58</b>	<b>14</b>	<b>556</b>	<b>9.6</b>	<b>52</b>	<b>0</b>
<b>Opponents</b>	<b>36</b>	<b>13</b>	<b>181</b>	<b>5.0</b>	<b>19</b>	<b>0</b>

Kickoff Returns	No.	Yds.	Avg.	LG	TD
R. Smith	27	585	21.7	37	0
Haymond	16	375	23.4	36	0
Lang	4	70	17.5	25	0
Curran	2	28	14.0	22	0
Burman	1	11	11.0	11	0
Klein	1	0	0.0	0	0
<b>Rams</b>	<b>53</b>	<b>1107</b>	<b>20.9</b>	<b>37</b>	<b>0</b>
<b>Opponents</b>	<b>56</b>	<b>1208</b>	<b>21.6</b>	<b>88</b>	<b>0</b>

Field Goals	1-19	20-29	30-39	40-49	50+	T
Gossett	7-7	8-8	6-7	1-11	0-1	22-34

Passing	Att.	Comp.	Yds.	Pct.	Yds./Att.	TD	TD%	Int.	Int%	LG	Sack-Lost	Rating
Gabriel	399	217	2549	54.4	6.39	24	6.0	7	1.8	93	14-12	86.3
Sweetan	43	5	101	38.5	7.77	1	7.0	0	0.0	67	1-4	92.1
Ellison	2	0	0	0.0	0.00	0	0.0	0	0.0	0	0-0	39.6
L. Smith	1	0	0	0.0	0.00	0	0.0	0	0.0	0	2-13	39.6
Meador	1	0	0	0.0	0.00	0	0.0	0	0.0	0	0-0	39.6
<b>Rams</b>	<b>416</b>	<b>222</b>	<b>2650</b>	<b>53.4</b>	<b>6.39</b>	<b>25</b>	<b>6.0</b>	<b>7</b>	<b>1.7</b>	<b>93</b>	<b>17-129</b>	<b>86.1</b>
<b>Opponents</b>	<b>430</b>	<b>202</b>	<b>2919</b>	<b>46.9</b>	<b>6.79</b>	<b>18</b>	<b>4.2</b>	<b>26</b>	<b>6.0</b>	<b>70</b>	<b>50-393</b>	<b>58.3</b>

# 1968 (10-3-1) 2ND, NFC WEST COACH: GEORGE ALLEN

DATE	W/L	Score	Opponent	Attend.
9/16	W	24-13	@ St. Louis	(49,757)
9/22	W	45-10	PITTSBURGH	(49,647)
9/29	W	24-6	@ Cleveland	(82,514)
10/6	W	24-10	SAN FRANCISCO	(69,520)
10/13	W	16-14	@ Green Bay (Mil.)	(49,646)
10/20	W	27-14	ATLANTA	(54,443)
10/27	L	10-27	@ Baltimore	(60,238)
11/3	W	10-7	DETROIT	(77,982)
11/10	W	17-10	@ Atlanta	(53,979)
11/17	T	20-20	@ San Francisco	(41,815)
11/24	W	24-21	NEW YORK GIANTS	(68,534)
12/1	W	31-3	@ Minnesota	(47,644)
12/8	L	16-17	CHICAGO	(66,368)
12/15	L	24-28	BALTIMORE	(69,397)

RAMS		OPP.	
First Downs	245	190	
Rushing	111	66	
Passing	115	104	
Penalty	19	20	
Total Net Yards	4104	3118	
Avg./Game	293.1	222.7	
Total Plays	887	750	
Avg./Play	4.7	4.2	
Net Yards Rushing	1932	1305	
Avg./Game	138.0	93.2	
Total Rushes	503	397	
Net Yards Passing	2172	1813	
Avg./Game	155.1	129.5	
Sacked-Yds. Lost	28-241	51-383	
Gross Yards	2413	2196	
Att-Comp-Int	384-189-17	353-158-25	
Comp. %	49.2	44.8	
Punts/Avg.	81-39.6	88-40.0	
Penalties/Yards	74-760	88-806	
Fumbles/Ball Lost	21-12	31-19	
Touchdowns	37	25	
Rushing	14	9	
Passing	20	12	
Other	3	4	

Score by Periods	1	2	3	4	T
Rams	62	91	64	95	- 312
Opponents	71	27	27	45	- 200

Scoring	TD	Ru	Pa	Rt	PAT	FG	S	Pts
Gossett	0	0	0	0	37-37	17-31	0	88
Ellison	7	5	2	0	0-0	0-0	0	42
Casey	5	0	5	0	0-0	0-0	0	30
Tucker	4	0	4	0	0-0	0-0	0	24
Gabriel	4	4	0	0	0-0	0-0	0	24
Bass	3	1	2	0	0-0	0-0	0	18
Truax	3	0	3	0	0-0	0-0	0	18
Mason	3	3	0	0	0-0	0-0	0	18
Snow	3	0	3	0	0-0	0-0	0	18
Pardee	2	0	0	2	0-0	0-0	0	12
R. Smith	1	0	0	1	0-0	0-0	0	6
Dyer	1	1	0	0	0-0	0-0	0	6
Studstill	1	0	1	0	0-0	0-0	0	6
Pivec	0	0	0	0	0-0	0-0	1	2
Rams	37	14	20	3	37-37	17-31	1	312
Opponents	25	9	12	4	23-24	9-17	0	200

### Usual Starters

E	Snow (13)	DE	D. Jones (14)
LT	Carollo (14)	DT	Olsen (14)
LG	Mack (14)	DT	Brown (14)
C	Iman (14)	DE	Schumacher (9)
RG	Scibelli (14)	LLB	Baughan (14)
RT	Cowan (13)	MLB	Pardoe (14)
TE	Truax (13)	RLB	Baughan (14)
FL	Casey (11)	CB	C. Williams (12)
QB	Gabriel (14)	CB	Cross (14)
RB	Ellison (8)	S	R. Smith (14)
	Mason (7)	S	Meador (14)
RB	Bass (10)		

Rushing	No.	Yds.	Avg.	LG	TD
Ellison	151	616	4.1	52t	5
Bass	121	494	4.1	20	1
Mason	108	395	3.7	19	3
Gabriel	34	139	4.1	19	4
Dennis	29	136	4.7	16	0
Dyer	29	136	2.5	15	1
Meador	1	11	11.0	11	0
Plum	2	3	1.5	2	0
Ezerins	2	3	1.0	1	0
Rams	503	1932	3.8	52t	14
Opponents	397	1305	3.3	28	9

Receiving	No.	Yds.	Avg.	LG	TD
Truax	35	417	11.9	22	3
Casey	29	565	19.5	55t	3
Snow	29	500	17.2	54	3
Bass	27	195	7.2	28t	2
Ellison	20	248	12.4	36t	2
Mason	15	144	9.6	31	0
Dennis	8	53	6.6	17	0
Dyer	8	37	4.6	15	0
Tucker	7	124	17.7	60t	4
Studstill	7	108	15.4	25	1
Pivec	3	27	9.0	12	0
Gabriel	1	-5	-5.0	0	0
Rams	189	2413	12.8	60t	20
Opponents	158	2196	13.9	65	12

Interceptions	No.	Yds.	Avg.	LG	TD
C. Williams	7	51	7.3	36	0
Meador	6	37	6.2	20	0
Baughan	4	29	7.3	16	0
R. Smith	3	28	9.3	19	0
Cross	3	0	0.0	0	0
Pardee	2	75	37.5	46t	2
Rams	25	220	8.8	46t	2
Opponents	17	286	16.8	90t	2

Punting	No.	Yds.	Avg.	LG	Bk.
Studstill	81	3207	39.6	58	0
Rams	81	3207	39.6	58	0
Opponents	88	3522	40.0	65	3

Punt Returns	No.	FC	Yds.	Avg.	LG	TD
R. Smith	27	6	171	6.3	24	0
Meador	17	15	136	8.0	40	0
Rams	44	21	307	7.0	40	0
Opponents	30	29	206	6.9	54	1

Kickoff Returns	No.	Yds.	Avg.	LG	TD
R. Smith	26	718	27.6	94t	1
Ellison	12	268	22.3	40	0
Dennis	2	2	1.0	2	0
C. Williams	1	16	16.0	16	0
Meador	1	20	20.0	20	0
Ezerins	1	0	0.0	0	0
Pivec	2	0	0.0	0	0
Rams	45	1024	22.8	94t	1
Opponents	62	1262	20.4	98t	1

Passing	Att.	Comp.	Yds.	Pct.	Yds./Att.	TD	TD%	Int.	Int%	LG	Sack-Lost	Rating
Gabriel	36	184	2364	50.3	6.46	19	5.2	16	4.4	60t	n/a	70.0
Plum	12	5	49	41.7	4.08	1	8.3	1	8.3	25	n/a	46.9
Mason	2	0	0	0.0	0.00	0	0.0	0	0.0	0	n/a	39.6
Dennis	2	0	0	0.0	0.00	0	0.0	0	0.0	0	n/a	39.6
Ellison	1	0	0	0.0	0.00	0	0.0	0	0.0	0	n/a	39.6
Studstill	1	0	0	0.0	0.00	0	0.0	0	0.0	0	n/a	39.6
Rams	244	189	2413	49.2	5.27	20	5.2	17	4.4	60t	28-241	68.2
Opponents	353	158	2196	44.8	6.22	12	3.4	25	7.1	65	51-383	47.1

# 1967 (11-1-2) 1ST, NFC WEST COACH: GEORGE ALLEN

DATE	W/L	Score	Opponent	Attend.
9/17	W	27-13	@ New Orleans	(80,879)
9/22	W	39-3	MINNESOTA	(52,255)
10/1	W	35-13	@ Dallas	(75,229)
10/8	L	24-27	SAN FRANCISCO	(60,424)
10/15	T	24-24	@ Baltimore	(60,238)
10/22	T	28-28	WASHINGTON	(55,381)
10/29	W	28-17	@ Chicago	(46,073)
11/5	W	17-7	@ San Francisco	(53,194)
11/12	W	33-17	PHILADELPHIA	(57,628)
11/19	W	31-7	@ Atlanta	(56,871)
11/23	W	31-7	@ Detroit	(54,389)
12/3	W	20-3	ATLANTA	(40,395)
12/9	W	27-24	GREEN BAY	(76,637)
12/17	W	34-10	BALTIMORE	(77,277)
12/23*	L	7-28	@ Green Bay	(49,861)
1/7**	W	30-6	Cleveland	(37,102)

\* Western Conference Playoff  
\*\* Playoff Bowl Game at Miami

Rushing	No.	Yds.	Avg.	LG	TD
Josephson	178	800	4.5	27	4
Bass	187	627	3.4	27	6
Mason	63	213	3.4	16	0
Gabriel	43	198	4.6	23	0
Ellison	14	84	6.0	42	0
Stiger	3	6	2.0	3	0
Munson	2	-22	-11.0	0	0
<b>Rams</b>	<b>490</b>	<b>1906</b>	<b>3.9</b>	<b>42</b>	<b>16</b>
<b>Opponents</b>	<b>361</b>	<b>1119</b>	<b>3.1</b>	<b>31</b>	<b>6</b>

Receiving	No.	Yds.	Avg.	LG	TD
Casey	53	871	16.4	57	8
Truax	37	487	13.2	41	4
Josephson	37	400	10.8	48	4
Snow	28	735	26.3	80	8
Bass	27	212	7.9	30	1
Mason	13	70	5.4	24	0
Pope	8	152	19.0	48	2
Pivec	2	2	1.0	2	1
Ellison	1	18	18.0	18	0
<b>Rams</b>	<b>206</b>	<b>2947</b>	<b>14.3</b>	<b>80t</b>	<b>28</b>
<b>Opponents</b>	<b>212</b>	<b>2694</b>	<b>12.7</b>	<b>86t</b>	<b>14</b>

Interceptions	No.	Yds.	Avg.	LG	TD
Meador	8	103	12.9	30	2
Pardee	6	95	15.8	40	2
C. Williams	4	75	18.8	29	0
Baughan	4	69	17.3	31	0
Daniel	2	45	22.5	35	0
Woodlieff	2	24	12.0	15	0
Lamson	2	18	9.0	10	0
Cross	2	0	0.0	0	0
Pottios	1	24	24.0	24	0
Crabb	1	23	23.0	23	0
<b>Rams</b>	<b>32</b>	<b>476</b>	<b>14.9</b>	<b>40t</b>	<b>4</b>
<b>Opponents</b>	<b>16</b>	<b>186</b>	<b>11.6</b>	<b>38</b>	<b>0</b>

Punting	No.	Yds.	Avg.	LG	Blk.
Kilgore	68	2872	42.2	68	2
<b>Rams</b>	<b>68</b>	<b>2872</b>	<b>42.2</b>	<b>68</b>	<b>2</b>
<b>Opponents</b>	<b>86</b>	<b>3510</b>	<b>40.8</b>	<b>69</b>	<b>2</b>

Punt Returns	No.	FC	Yds.	Avg.	LG	TD
Cross	17	6	136	8.0	39	0
Meador	7	7	131	6.2	22	0
Tucker	6	1	40	6.7	11	0
Stiger	4	0	9	2.3	5	0
Crabb	1	0	0	0.0	0	0
Winston	1	0	12	12.0	12	0
<b>Rams</b>	<b>50</b>	<b>14</b>	<b>328</b>	<b>6.6</b>	<b>39</b>	<b>0</b>
<b>Opponents</b>	<b>33</b>	<b>8</b>	<b>240</b>	<b>7.3</b>	<b>51</b>	<b>0</b>

Kickoff Returns	No.	Yds.	Avg.	LG	TD
Ellison	13	340	26.2	58	0
Tucker	11	242	22.0	37	0
C. Williams	7	161	23.0	29	0
Josephson	5	91	18.2	35	0
Cross	4	134	33.5	50	0
Winston	3	65	21.7	24	0
<b>Rams</b>	<b>43</b>	<b>1033</b>	<b>24.0</b>	<b>58</b>	<b>0</b>
<b>Opponents</b>	<b>66</b>	<b>1414</b>	<b>21.4</b>	<b>104t</b>	<b>2</b>

First Downs	RAMS	OPP.
Rushing	252	200
Passing	106	75
Penalty	133	104
Total	491	379
Avg./Game	33.1	25.9
Total Plays	880	806
Avg./Play	5.3	4.4
Net Yards Rushing	1906	1119
Avg./Game	136.1	79.9
Total Rushes	490	361
Net Yards Passing	2734	2407
Avg./Game	173.9	171.9
Sacked Yds. Lost	25-213	43-287
Gross Yards	2947	2694
Att-Comp-Int	390-206-16	445-212-32
Comp. %	52.8	47.6
Punts/Avg.	68-42.2	86-40.8
Penalties/Yards	85-854	91-912
Fumbles/Ball Lost	32-13	18-13
Touchdowns	48	23
Rushing	16	6
Passing	28	14
Other	4	3

Score by Periods	1	2	3	4	T
Rams	32	133	103	130	-398
Opponents	54	60	34	48	-196

Scoring	TD	Ru	Pa	Rt	PAT	FG	S	Pts
Gossett	0	0	0	0	48-48	20-43	0	108
Josephson	8	4	0	0	0-0	0-0	0	48
Snow	8	0	8	0	0-0	0-0	0	48
Casey	8	0	8	0	0-0	0-0	0	48
Bass	7	6	1	0	0-0	0-0	0	42
Gabriel	6	6	0	0	0-0	0-0	0	36
Truax	4	0	4	0	0-0	0-0	0	24
Pardee	2	0	2	0	0-0	0-0	0	12
Pope	2	0	2	0	0-0	0-0	0	12
Meador	2	0	0	2	0-0	0-0	0	12
Pivec	1	0	1	0	0-0	0-0	0	6
D. Jones	0	0	0	0	0-0	0-0	1	2
<b>Rams</b>	<b>48</b>	<b>16</b>	<b>28</b>	<b>3</b>	<b>48-48</b>	<b>20-43</b>	<b>0</b>	<b>398</b>
<b>Opponents</b>	<b>23</b>	<b>6</b>	<b>14</b>	<b>3</b>	<b>22-23</b>	<b>12-26</b>	<b>0</b>	<b>196</b>

### Usual Starters

E	Snow	DE	D. Jones
LT	Carollo	DT	Olsen
LG	Mack	DT	Brown
C	Iman	DE	Lundy
RG	Scibelli	LLB	Pardee
RT	Cowan	MLB	Pottios
TE	Truax	RLB	Baughan
FL	Casey	CB	C. Williams
QB	Gabriel	CB	Cross
RB	Josephson	S	Lamson
RB	Bass	S	Meador

Passing	Att.	Comp.	Yds.	Pct.	Yds./Att.	TD	TD%	Int.	Int%	LG	Sack-Lost	Rating
Gabriel	371	195	2779	52.8	7.49	25	6.7	13	2.9	80t	n/a	85.2
Munson	10	5	38	50.0	3.80	1	10.0	2	20.0	18	n/a	52.1
Mason	3	2	65	66.7	21.67	1	33.3	0	0.0	51t	n/a	149.3
Josephson	5	2	47	40.0	9.40	0	0.0	0	0.0	24	n/a	35.0
Meador	5	1	18	100.0	18.00	1	100.0	0	0.0	18	n/a	158.3
<b>Rams</b>	<b>390</b>	<b>206</b>	<b>2947</b>	<b>52.8</b>	<b>6.59</b>	<b>28</b>	<b>7.2</b>	<b>16</b>	<b>4.1</b>	<b>80t</b>	<b>25-213</b>	<b>84.4</b>
<b>Opponents</b>	<b>445</b>	<b>212</b>	<b>2694</b>	<b>47.7</b>	<b>6.05</b>	<b>14</b>	<b>3.1</b>	<b>32</b>	<b>7.2</b>	<b>86t</b>	<b>43-287</b>	<b>47.5</b>

# 1966 (8-6) 3RD, WESTERN CONF. COACH: GEORGE ALLEN

DATE	W/L	Score	Opponent	Attend.
9/11	W	19-14	@ Atlanta	(54,418)
9/16	W	31-17	CHICAGO	(58,916)
9/25	L	13-24	@ Green Bay	(50,861)
9/30	W	34-3	SAN FRANCISCO	(45,642)
10/9	W	14-7	@ Detroit	(52,793)
10/16	L	7-35	@ Minnesota	(47,426)
10/23	L	10-17	@ Chicago	(47,475)
10/30	L	3-17	BALTIMORE	(57,898)
11/6	L	13-21	@ San Francisco	(35,372)
11/13	W	55-14	NEW YORK GIANTS	(34,746)
11/20	W	21-6	MINNESOTA	(38,775)
11/27	W	23-7	@ Baltimore	(60,238)
12/4	W	23-3	DETROIT	(40,039)
12/18	L	23-27	GREEN BAY	(72,416)

	RAMS	OPP.
<b>First Downs</b> .....	255	196
Rushing.....	103	64
Passing.....	133	114
Penalty.....	19	18
<b>Total Net Yards</b> .....	4282	3771
Avg./Game.....	305.9	269.4
Total Plays.....	952	852
Avg./Play.....	4.5	4.4
<b>Net Yards Rushing</b> .....	1742	1302
Avg./Game.....	124.4	93.0
Total Rushes.....	448	401
<b>Net Yards Passing</b> .....	2540	2469
Avg./Game.....	181.4	176.4
Sacked-Yds. Lost.....	54-351	45-361
Gross Yards.....	2891	2830
Att-Comp-Int.....	450-249-17	406-190-26
Comp. %.....	55.3	46.8
<b>Punts/Avg.</b> .....	71-42.8	73-43.8
<b>Penalties/Yards</b> .....	72-651	76-704
<b>Fumbles/Ball Lost</b> .....	25-12	37-20
<b>Touchdowns</b> .....	29	26
Rushing.....	12	10
Passing.....	12	13
Returns.....	5	3

Scoring	TD	Ru	Pa	Rt	PAT	FG	S	Pts
Gossett.....	0	0	0	0	29-29	28-49	0	113
Bass.....	8	8	0	0	0-0	0-0	0	48
Moore.....	4	1	3	0	0-0	0-0	0	24
Gabriel.....	3	3	0	0	0-0	0-0	0	18
Snow.....	2	0	2	0	0-0	0-0	0	12
McDonald.....	2	0	2	0	0-0	0-0	0	12
Josephson.....	1	0	1	0	0-0	0-0	0	6
Pope.....	1	0	1	0	0-0	0-0	0	6
Stiger.....	1	0	1	0	0-0	0-0	0	6
Cross.....	1	0	1	0	0-0	0-0	0	6
McKeever.....	1	0	1	0	0-0	0-0	0	6
Lundy.....	1	0	0	1	0-0	0-0	0	6
Truax.....	1	0	0	1	0-0	0-0	0	6
C. Williams.....	1	0	0	1	0-0	0-0	0	6
Lamson.....	1	0	0	1	0-0	0-0	0	6
Grier.....	0	0	0	0	0-0	1-2	0	0
<b>Rams</b> .....	29	12	12	3	29-29	28-49	0	289
<b>Opponents</b> .....	26	10	13	3	26-26	10-22	0	212

### Usual Starters

E	Snow	DE	D. Jones
LT	Carollo	DT	Olsen
LG	Mack	DT	Grier
C	Iman	DE	Lundy
RG	Scibelli	LLB	Pardee
RT	Cowan	MLB	George
TE	Truax	RLB	Baughan
FL	McDonald	CB	C. Williams
QB	Gabriel	CB	Cross
RB	Josephson	S	Lamson
RB	Bass	S	Meador

Rushing	No.	Yds.	Avg.	LG	TD
Bass.....	248	1090	4.7	50	8
Moore.....	104	292	2.8	18	1
Gabriel.....	52	176	3.9	14	3
Josephson.....	14	97	6.9	14	0
Stiger.....	14	95	4.0	19	0
Meador.....	1	7	7.0	7	0
Munson.....	4	3	0.8	2	0
Iman.....	1	2	2.0	2	0
<b>Rams</b> .....	448	1742	3.9	50	12
<b>Opponents</b> .....	401	1302	3.2	n/a	10

Receiving	No.	Yds.	Avg.	LG	TD
Moore.....	60	433	7.2	30	3
McDonald.....	55	714	13.0	62	2
Snow.....	34	634	18.6	84t	3
Bass.....	31	274	8.8	40	0
Truax.....	29	314	10.8	21	0
McKeever.....	23	277	12.0	31	1
Stiger.....	8	72	9.0	18	1
Heckard.....	5	102	20.4	50	1
Josephson.....	2	10	5.0	6	0
Crabb.....	1	47	47.0	47	0
Pope.....	1	14	14.0	14t	1
<b>Rams</b> .....	249	2891	11.6	84t	12
<b>Opponents</b> .....	190	2830	12.9	n/a	13

Interceptions	No.	Yds.	Avg.	LG	TD
C. Williams.....	8	97	12.1	32t	1
Meador.....	5	60	12.0	31	0
Lamson.....	5	59	11.8	44t	1
Baughan.....	2	3	1.5	3	0
Pardee.....	2	0	0.0	0	0
Cross.....	1	60	60.0	60t	1
D. Jones.....	1	47	47.0	47	0
Lundy.....	1	33	33.0	33t	1
Gremminger.....	1	0	0.0	0	0
<b>Rams</b> .....	26	362	13.9	60t	4
<b>Opponents</b> .....	17	338	19.9	n/a	2

Punting	No.	Yds.	Avg.	LG	Bk.
Kilgore.....	71	3037	42.8	58	0
<b>Rams</b> .....	71	3037	42.8	58	0
<b>Opponents</b> .....	73	3194	43.8	n/a	n/a

Punt Returns	No.	FC	Yds.	Avg.	LG	TD
Stiger.....	33	7	259	7.8	49	0
Cross.....	12	4	82	6.8	24	0
<b>Rams</b> .....	45	11	341	7.6	49	0
<b>Opponents</b> .....	49	n/a	269	5.5	n/a	0

Kickoff Returns	No.	Yds.	Avg.	LG	TD
C. Williams.....	15	420	28.0	81	0
Cross.....	12	348	29.0	67	0
Stiger.....	7	150	21.4	28	0
Dyer.....	5	61	12.2	21	0
Currie.....	1	25	25.0	25	0
McKeever.....	1	8	8.0	8	0
Lamson.....	1	3	3.0	3	0
<b>Rams</b> .....	42	1015	24.2	81	0
<b>Opponents</b> .....	58	1329	22.9	93t	1

Passing	Att.	Comp.	Yds.	Pct.	Yds./Att.	TD	TD%	Int.	Int%	LG	Sack-Lost	Rating
Gabriel.....	397	217	2540	54.7	6.40	10	2.5	16	4.0	84t	n/a	65.9
Munson.....	50	30	284	60.0	5.68	2	4.0	1	2.0	25	n/a	80.8
Kilgore.....	1	1	47	100.0	47.00	0	0.0	0	0.0	47	n/a	118.8
Moore.....	1	1	20	100.0	20.00	0	0.0	0	0.0	20	n/a	118.8
Meador.....	1	0	0	0.0	0.00	0	0.0	0	0.0	0	n/a	39.6
<b>Rams</b> .....	450	249	2891	55.3	5.04	12	2.7	17	3.8	84t	54-351	68.1
<b>Opponents</b> .....	406	190	2830	46.8	5.47	13	3.2	26	6.4	n/a	45-361	54.1

# 1965 (4-10) 7TH, WESTERN CONF. COACH: HARLAND SVARE

DATE	W/L	Score	Opponent	Attend.
9/19	L	0-20	@ Detroit	(46,941)
9/26	W	30-28	CHICAGO	(36,359)
10/3	L	35-38	MINNESOTA	(36,755)
10/10	L	6-31	@ Chicago	(45,760)
10/17	L	21-45	SAN FRANCISCO	(38,615)
10/24	L	20-35	@ Baltimore	(60,238)
10/31	L	7-31	DETROIT	(35,187)
11/7	L	13-24	@ Minnesota	(47,426)
11/14	L	3-6	@ Green Bay	(48,485)
11/21	L	27-30	@ San Francisco	(39,253)
11/28	W	21-10	GREEN BAY	(39,733)
12/5	W	27-3	@ St. Louis	(27,943)
12/12	W	42-7	CLEVELAND	(49,048)
12/18	L	17-20	BALTIMORE	(46,636)

First Downs		RAMS	OPP.
Rushing	.....	251	208
Passing	.....	76	82
Penalty	.....	153	113
Total	.....	22	13
Total Net Yards		4179	4023
Avg./Game	.....	298.5	287.4
Total Plays	.....	868	798
Avg./Play	.....	4.8	5.0
Net Yards Rushing		1464	1409
Avg./Game	.....	104.6	100.7
Total Rushes	.....	378	417
Net Yards Passing		2715	2614
Avg./Game	.....	193.9	186.7
Sacked-Yds. Lost	.....	45-344	32-270
Gross Yards	.....	3059	2884
Att-Comp-Int	.....	445-230-19	349-205-11
Comp. %	.....	51.7	58.7
Punts/Avg.		66-39.7	66-45.4
Penalties/Yards		61-560	70-566
Fumbles/ Ball Lost		40-22	27-15
Touchdowns		32	40
Rushing	.....	8	16
Passing	.....	22	22
Returns	.....	2	2

Scoring	TD	Ru	Pa	Rt	PAT	FG	S	Pts
Gossett	.....	0	0	0	30-32	15-26	0	75
McDonald	.....	9	0	9	0	0-0	0	54
Bass	.....	4	2	2	0	0-0	0	24
McKeever	.....	4	0	0	0-0	0-0	0	24
Baker	.....	3	1	2	0	0-0	0	18
Snow	.....	3	0	3	0	0-0	0	18
Gabriel	.....	2	2	0	0	0-0	0	12
Munson	.....	1	1	0	0	0-0	0	6
Wilson	.....	1	1	0	0	0-0	0	6
Trux	.....	1	0	1	0	0-0	0	6
Meador	.....	1	1	0	0	0-0	0	6
W. Brown	.....	1	0	1	0	0-0	0	6
Martin	.....	1	0	0	1	0-0	0	6
Molden	.....	1	0	0	1	0-0	0	6
D. Jones	.....	0	0	0	0	0-0	1	2
<b>Rams</b>	.....	<b>32</b>	<b>8</b>	<b>22</b>	<b>2</b>	<b>30-32</b>	<b>15-26</b>	<b>1 269</b>
<b>Opponents</b>	.....	<b>40</b>	<b>16</b>	<b>22</b>	<b>2</b>	<b>40-40</b>	<b>16-32</b>	<b>0 328</b>

### Usual Starters

E	Snow	DE	D. Jones
LT	Carollo	DT	Olsen
LG	Chuy	DT	Grier
C	Iman	DE	Lundy
RG	Scibelli	LB	Guillory
RT	Cowan	MLB	Woodlief
TE	McKeever	RLB	Currie
FL	McDonald	CB	C. Williams
QB	Gabriel	CB	McIlhany
RB	Josephson	S	Lamson
RB	Bass	S	Meador

Rushing	No.	Yds.	Avg.	LG	TD
Bass	.....	121	549	4.8	49T
Josephson	.....	71	225	3.5	18
Wilson	.....	60	189	3.4	20
Munson	.....	26	157	6.8	38
Brown	.....	44	133	3.5	19
Baker	.....	25	82	3.3	10
Gabriel	.....	23	79	4.1	17
Meador	.....	2	35	17.5	24
Stiger	.....	3	12	4.0	4
C. Williams	.....	3	1.0	2	0
<b>Rams</b>	.....	<b>378</b>	<b>1464</b>	<b>3.9</b>	<b>49T 8</b>
<b>Opponents</b>	.....	<b>417</b>	<b>1409</b>	<b>3.4</b>	<b>n/a 16</b>

Receiving	No.	Yds.	Avg.	LG	TD
McDonald	.....	67	1036	15.5	51
McKeever	.....	44	542	12.3	47T
Snow	.....	38	559	14.7	60T 3
Baker	.....	22	210	9.5	38T 2
Bass	.....	21	230	11.0	36
Josephson	.....	18	169	9.4	30
Wilson	.....	9	110	12.2	38
Trux	.....	6	108	18.0	59T
W. Brown	.....	4	91	22.8	37
Heckard	.....	1	4	4.0	4
<b>Rams</b>	.....	<b>230</b>	<b>3059</b>	<b>13.3</b>	<b>60T 22</b>
<b>Opponents</b>	.....	<b>205</b>	<b>2884</b>	<b>14.1</b>	<b>n/a 22</b>

Interceptions	No.	Yds.	Avg.	LG	TD
Martin	.....	2	60	30.0	37T 1
Meador	.....	2	57	28.5	29
McIlhany	.....	2	7	3.5	7
Lamson	.....	0	0	0.0	0
Molden	.....	1	59	59.0	59
Richardson	.....	1	33	33.0	33
Livingston	.....	1	8	8.0	0
<b>Rams</b>	.....	<b>11</b>	<b>224</b>	<b>20.4</b>	<b>59</b>
<b>Opponents</b>	.....	<b>19</b>	<b>156</b>	<b>8.2</b>	<b>n/a 0</b>

Punting	No.	Yds.	Avg.	LG	Blk.
Lothridge	.....	42	1619	38.5	55
Kilgore	.....	24	999	41.6	56
<b>Rams</b>	.....	<b>66</b>	<b>2618</b>	<b>39.7</b>	<b>56</b>
<b>Opponents</b>	.....	<b>66</b>	<b>2997</b>	<b>45.4</b>	<b>n/a n/a</b>

Punt Returns	No.	FC	Yds.	Avg.	LG	TD
Stiger	.....	13	1	106	8.2	22
Brown	.....	9	7	63	7.0	15
B. Smith	.....	9	0	56	6.2	19
Bass	.....	1	0	0	0.0	0
<b>Rams</b>	.....	<b>32</b>	<b>8</b>	<b>225</b>	<b>7.0</b>	<b>22</b>
<b>Opponents</b>	.....	<b>25</b>	<b>n/a</b>	<b>176</b>	<b>7.0</b>	<b>n/a 1</b>

Kickoff Returns	No.	Yds.	Avg.	LG	TD
Brown	.....	24	615	25.6	52
B. Smith	.....	17	457	26.9	56
C. Williams	.....	9	213	23.7	31
Wilson	.....	3	66	22.0	29
<b>Rams</b>	.....	<b>53</b>	<b>1351</b>	<b>25.5</b>	<b>56</b>
<b>Opponents</b>	.....	<b>54</b>	<b>1364</b>	<b>25.3</b>	<b>n/a 0</b>

Passing	Att.	Comp.	Yds.	Pct.	Yds./Att.	TD	TD%	Int.	Int%	LG	Sack-Lost	Rating	
Gabriel	.....	173	83	1321	48.0	7.64	11	6.4	5	2.9	60T	n/a	83.0
Munson	.....	267	144	1701	53.9	6.37	10	3.7	14	5.2	47T	n/a	64.2
Josephson	.....	2	1	15	50.0	7.50	1	50.0	0	0.0	15T	n/a	114.6
Baker	.....	1	1	14	100.0	14.00	0	0.0	0	0.0	14T	n/a	118.8
Wilson	.....	1	1	8	100.0	8.00	0	0.0	0	0.0	8	n/a	118.8
Meador	.....	1	0	0	0.0	0.00	0	0.0	0	0.0	0	n/a	39.6
<b>Rams</b>	.....	<b>445</b>	<b>230</b>	<b>3059</b>	<b>51.7</b>	<b>6.87</b>	<b>22</b>	<b>4.9</b>	<b>19</b>	<b>4.3</b>	<b>60T</b>	<b>45-344</b>	<b>72.5</b>
<b>Opponents</b>	.....	<b>349</b>	<b>205</b>	<b>2884</b>	<b>58.7</b>	<b>6.86</b>	<b>22</b>	<b>6.3</b>	<b>11</b>	<b>3.2</b>	<b>n/a</b>	<b>32-270</b>	<b>93.3</b>

# 1964 (5-7-2) 5TH, WESTERN CONF. COACH: HARLAND SVARE

DATE	W/L	Score	Opponent	Attend.
9/13	W	26-14	@ Pittsburgh	(33,988)
9/19	T	17-17	DETROIT	(52,001)
9/27	W	22-13	MINNESOTA	(50,009)
10/4	L	20-35	@ Baltimore	(56,537)
10/11	L	17-38	@ Chicago	(47,358)
10/18	W	42-14	SAN FRANCISCO	(54,355)
10/25	W	27-17	@ Green Bay	(47,617)
11/1	L	17-37	@ Detroit	(52,064)
11/8	W	20-10	PHILADELPHIA	(53,994)
11/15	L	24-34	CHICAGO	(61,115)
11/22	L	7-24	BALTIMORE	(72,137)
11/29	L	13-34	@ Minnesota	(31,677)
12/6	L	7-28	@ San Francisco	(31,791)
12/13	T	24-24	GREEN BAY	(40,735)

RAMS		OPP.	
First Downs	208	235	
Rushing	78	92	
Passing	104	131	
Penalty	26	12	
Total Net Yards	3908	4195	
Avg./Game	279.1	299.6	
Total Plays	833	903	
Avg./Play	4.7	4.6	
Net Yards Rushing	1629	1501	
Avg./Game	116.4	107.2	
Total Rushes	400	419	
Net Yards Passing	2279	2694	
Avg./Game	162.8	192.4	
Sacked-Yds. Lost	65-490	49-400	
Gross Yards	2769	3094	
Att-Comp-Int	368-173-20	435-213-17	
Comp. %	47.0	49.0	
Punts/Avg.	82-44.1	73-45.1	
Penalties/Yards	76-803	70-675	
Fumbles/Ball Lost	40-19	28-13	
Touchdowns	33	44	
Rushing	11	14	
Passing	18	27	
Returns	4	3	

Scoring	TD	Ru	Pa	Rt	PAT	FG	S	Pts
Gossett	0	0	0	0	31-33	18-24	0	85
Pope	10	0	0	0	0-0	0-0	0	60
Wilson	6	5	1	0	0-0	0-0	0	36
Josephson	4	0	0	0	0-0	0-0	0	24
Phillips	2	3	2	0	0-0	0-0	0	12
Bass	2	2	0	0	0-0	0-0	0	12
B. Smith	2	0	0	2	0-0	0-0	0	12
Dale	2	0	2	0	0-0	0-0	0	12
Allen	1	0	1	0	0-0	0-0	0	6
Lundy	1	0	0	1	0-0	0-0	0	6
Gabriel	1	1	0	0	0-0	0-0	0	6
McKeever	1	0	1	0	0-0	0-0	0	6
Martin	1	0	0	1	0-0	0-0	0	6
Rams	33	11	18	4	31-33	18-24	0	283
Opponents	44	14	27	3	42-44	11-27	0	339

### Usual Starters

E	Phillips	DE	D. Jones
LT	Carollo	DT	Olsen
LG	Cowan	DT	Grier
C	Hunter	DE	Lundy
RG	Chuy	LLB	McKeever
RT	Varrichione	MLB	Henry
TE	McKeever	RLB	Pardee
FL	Pope	CB	B. Smith
QB	Munson	CB	Meador
RB	Josephson	S	Crow
RB	Wilson	S	Shannon

Rushing	No.	Yds.	Avg.	LG	TD
Wilson	159	553	3.5	27	5
Josephson	96	451	4.7	75	3
Bass	72	342	4.8	59	2
Munson	49	150	7.9	33	0
Baker	24	82	3.4	18	0
Shannon	17	35	2.1	8	0
Pope	2	11	5.5	17	0
Gabriel	1	6	0.5	6	1
Rams	400	1629	4.1	75	11
Opponents	419	1501	3.6	n/a	14

Receiving	No.	Yds.	Avg.	LG	TD
McKeever	41	582	14.2	46	1
Dale	32	544	17.0	44	2
Pope	25	786	31.4	95t	10
Josephson	21	269	12.8	58	1
Phillips	17	245	14.4	33	2
Wilson	15	116	7.7	30	1
Bass	9	83	9.2	24	0
Baker	8	92	11.5	31	0
Allen	2	29	14.5	19	1
Shannon	4	2.0	10	0	0
Brown	1	19	19.0	19	0
Rams	173	2769	16.0	95t	18
Opponents	213	2694	12.7	n/a	27

Interceptions	No.	Yds.	Avg.	LG	TD
Richardson	5	146	29.2	41	0
Meador	3	50	16.7	30	0
Martin	2	107	53.5	71t	1
B. Smith	2	97	48.5	97t	1
Budka	2	18	9.0	18	0
Pardee	1	32	32.0	32	0
Crow	1	23	23.0	23	0
Lundy	1	14	14.0	14t	1
Rams	17	487	28.6	97t	3
Opponents	20	452	24.6	n/a	2

Punting	No.	Yds.	Avg.	LG	Bk.
Villanueva	82	3616	44.1	58	0
Rams	82	3616	44.1	58	0
Opponents	73	3291	45.1	n/a	n/a

Punt Returns	No.	FC	Yds.	Avg.	LG	TD
Shannon	15	0	81	5.4	22	0
B. Smith	15	3	68	5.7	16	0
Brown	4	3	23	5.8	8	0
Meador	2	2	9	4.5	9	0
Bass	1	0	0	0.0	0	0
Rams	34	20	181	5.3	22	0
Opponents	43	n/a	360	8.4	n/a	0

Kickoff Returns	No.	Yds.	Avg.	LG	TD
Shannon	18	442	24.6	46	0
B. Smith	20	489	24.5	56	0
Meador	6	148	24.7	30	0
Brown	6	122	20.3	26	0
Martin	2	18	9.0	11	0
Larsen	2	14	7.0	14	0
Bass	1	25	25.0	25	0
M. Harris	1	0	0.0	0	0
Rams	56	1258	22.5	56	0
Opponents	58	1544	26.6	n/a	0

Passing	Att.	Comp.	Yds.	Pct.	Yds./Att.	TD	TD%	Int.	Int%	LG	Sack-Lost	Rating
Gabriel	143	65	1236	45.5	8.64	9	6.3	5	3.5	70t	n/a	82.4
Munson	223	108	1533	48.4	6.87	0	4.0	12	6.7	95t	n/a	56.5
Baker	1	0	0	0.0	0.00	0	0.0	0	0.0	0	n/a	39.6
Meador	1	0	0	0.0	0.00	0	0.0	0	0.0	0	n/a	39.6
Rams	368	173	2769	47.0	7.52	18	4.9	20	5.4	95t	65-490	66.3
Opponents	435	213	2694	49.0	6.19	27	6.2	17	3.9	n/a	49-400	73.1

DATE	W/L	Score	Opponent	Attend.
9/14	L	2-23	DETROIT	(49,342)
9/21	L	14-37	WASHINGTON	(29,295)
9/29	L	6-20	@ Cleveland	(54,713)
10/6	L	10-42	@ Green Bay	(42,327)
10/13	L	14-52	CHICAGO	(40,476)
10/20	W	27-24	MINNESOTA	(30,565)
10/27	W	28-21	SAN FRANCISCO	(45,532)
11/3	L	13-21	@ Minnesota	(33,567)
11/10	L	0-6	@ Chicago	(48,312)
11/17	W	28-21	@ Detroit	(44,951)
11/24	W	17-16	BALTIMORE	(48,555)
12/1	W	21-17	@ San Francisco	(33,321)
12/7	L	14-31	GREEN BAY	(52,357)
12/15	L	16-19	@ Baltimore	(52,834)

Rushing	No.	Yds.	Avg.	LG	TD
Bass	143	520	3.6	51	5
Wilson	109	394	3.6	39	1
Arnett	58	208	3.6	20	1
Gabriel	39	132	3.4	16	3
Perkins	37	70	1.9	8	4
Baker	9	46	5.1	12	0
Dale	1	12	12.0	12	0
Atkins	5	11	2.2	6	0
Meador	1	1	1.0	1	0
Bratkowski	1	3	3.0	3	0
<b>Rams</b>	<b>405</b>	<b>1393</b>	<b>3.4</b>	<b>51</b>	<b>14</b>
<b>Opponents</b>	<b>431</b>	<b>1785</b>	<b>4.1</b>	<b>n/a</b>	<b>14</b>

Receiving	No.	Yds.	Avg.	LG	TD
Phillips	54	793	14.7	52	1
Dale	34	638	18.8	66t	7
Bass	30	348	11.6	53	0
Arnett	15	119	7.9	41	1
Atkins	14	174	12.4	21	1
McKeever	11	152	13.8	29	0
Wilson	9	173	19.2	77t	1
Adams	9	93	10.3	19	0
Perkins	8	61	7.6	17	0
Shannon	2	7	3.5	6	0
<b>Rams</b>	<b>186</b>	<b>2488</b>	<b>11.2</b>	<b>77t</b>	<b>11</b>
<b>Opponents</b>	<b>208</b>	<b>3025</b>	<b>13.2</b>	<b>n/a</b>	<b>25</b>

First Downs	RAMS	OPP.
Rushing	209	244
Passing	80	100
Penalty	117	126
Total	406	470
Avg./Game	247.8	324.1
Total Plays	848	837
Avg./Play	4.1	5.4
<b>Net Yards Rushing</b>	<b>1393</b>	<b>1785</b>
Avg./Game	99.5	127.5
Total Rushes	405	431
Avg./Game	200.7	275.3
<b>Net Yards Passing</b>	<b>1433</b>	<b>196.6</b>
Sacked-Yds. Lost	59-481	27-272
Gross Yards	2488	3025
Att-Comp-Int	384-186-22	379-208-19
Comp. %	48.4	61.4
Penalties/Yards	85-44.7	61-42.5
Fumbles/Ball Lost	70-788	63-558
Touchdowns	30-17	25-13
Rushing	26	43
Passing	14	14
Returns	11	25
Returns	1	4

Interceptions	No.	Yds.	Avg.	LG	TD
Meador	6	38	6.3	20	0
Henry	5	43	8.6	28	0
B. Smith	2	11	5.5	11	0
Pardee	2	5	2.5	5	0
Britt	1	45	45.0	45	0
Whitmyer	1	27	27.0	27	0
Livingston	1	13	13.0	13	0
D. Jones	1	0	0.0	0	0
<b>Rams</b>	<b>19</b>	<b>182</b>	<b>9.6</b>	<b>45</b>	<b>0</b>
<b>Opponents</b>	<b>22</b>	<b>369</b>	<b>16.8</b>	<b>n/a</b>	<b>2</b>

Punting	No.	Yds.	Avg.	LG	Blk.
Villanueva	81	3678	45.4	68	0
Adams	4	121	30.3	42	0
<b>Rams</b>	<b>85</b>	<b>3799</b>	<b>44.7</b>	<b>68</b>	<b>0</b>
<b>Opponents</b>	<b>61</b>	<b>2591</b>	<b>42.5</b>	<b>n/a</b>	<b>n/a</b>

Punt Returns	No.	FC	Yds.	Avg.	LG	TD
Shannon	15	11	132	8.8	29	0
Atkins	12	3	36	3.0	9	0
B. Smith	2	0	20	10.0	20	0
Bass	1	0	11	11.0	11	0
Arnett	1	1	7	7.0	7	0
Whitmyer	0	1	0	0.0	0	0
<b>Rams</b>	<b>31</b>	<b>16</b>	<b>206</b>	<b>6.6</b>	<b>29</b>	<b>0</b>
<b>Opponents</b>	<b>60</b>	<b>n/a</b>	<b>681</b>	<b>11.4</b>	<b>n/a</b>	<b>0</b>

Kickoff Returns	No.	Yds.	Avg.	LG	TD
Shannon	28	823	29.4	99t	1
Atkins	19	429	22.6	35	0
Arnett	12	279	23.3	34	0
Whitmyer	3	80	26.7	30	0
McKeever	2	8	4.0	8	0
Cowan	2	0	0.0	0	0
Wilson	1	17	17.0	17	0
Perkins	1	15	15.0	15	0
Hall	1	0	0.0	0	0
Olsen	1	0	0.0	0	1
<b>Rams</b>	<b>70</b>	<b>1651</b>	<b>23.6</b>	<b>99t</b>	<b>1</b>
<b>Opponents</b>	<b>44</b>	<b>1076</b>	<b>24.5</b>	<b>98</b>	<b>2</b>

Usual Starters

E	Phillips	DE	D. Jones
LT	Carollo	DT	Olsen
LG	Cowan	DT	Grier
C	Hunter	DE	Lundy
RG	Chuy	LLB	McKeever
RT	Varrichione	MLB	Henry
TE	McKeever	RLB	Pardee
FL	Dale	CB	B. Smith
QB	Gabriel	CB	Meador
RB	Bass	S	Crow
RB	Arnett	S	Shannon

Passing	Att.	Comp.	Yds.	Pct.	Yds./Att.	TD	TD%	Int.	Int%	LG	Sack-Lost	Rating
Gabriel	281	130	1947	46.3	6.93	8	2.8	11	3.9	77t	n/a	62.9
Bratkowski	82	45	471	54.9	5.74	3	3.7	6	7.3	42	n/a	53.5
Baker	19	11	140	57.9	7.37	0	0.0	4	21.1	49	n/a	41.4
Bass	1	0	0	0.0	0.00	0	0.0	0	0.0	0	n/a	39.6
Arnett	1	0	0	0.0	0.00	0	0.0	1	100.0	0	n/a	0.0
<b>Rams</b>	<b>384</b>	<b>186</b>	<b>3025</b>	<b>48.4</b>	<b>5.41</b>	<b>11</b>	<b>2.9</b>	<b>22</b>	<b>5.7</b>	<b>77t</b>	<b>59-481</b>	<b>55.9</b>
<b>Opponents</b>	<b>379</b>	<b>208</b>	<b>2488</b>	<b>54.9</b>	<b>7.26</b>	<b>25</b>	<b>6.6</b>	<b>19</b>	<b>5.0</b>	<b>n/a</b>	<b>27-272</b>	<b>79.2</b>

1962 (1-12-1) 7TH, WESTERN CONF.

COACH: BOB WATERFIELD (8)  
HARLAND SVARE (6)

DATE	W/L	Score	Opponent	Attend.
9/16	L	27-30	@ Baltimore	(54,796)
9/23	L	23-27	CHICAGO	(44,376)
9/30	L	17-27	DALLAS	(26,907)
10/7	L	14-20	@ Washington	(38,264)
10/14	L	10-13	@ Detroit	(53,714)
10/21	L	14-38	MINNESOTA	(33,071)
10/28	W	28-14	@ San Francisco	(51,033)
11/4	L	3-12	DETROIT	(44,241)
11/11	L	2-14	BALTIMORE	(39,502)
11/18	L	17-24	SAN FRANCISCO	(42,554)
11/25	T	24-24	@ Minnesota	(26,728)
12/2	L	10-41	@ Green Bay	(46,833)
12/9	L	14-30	@ Chicago	(38,685)
12/16	L	17-20	GREEN BAY	(60,057)

RAMS		OPP.	
First Downs	201	Rushing	256
Rushing	84	Passing	119
Passing	107	Penalty	124
Penalty	10		13
Total Net Yards	3865		4981
Avg./Game	276.1		355.8
Total Plays	855		969
Avg./Play	5.2		5.7
Net Yards Rushing	1689		2092
Avg./Game	120.5		149.4
Total Rushes	576		501
Net Yards Passing	2176		2889
Avg./Game	155.4		206.4
Sacked-Yds. Lost	n/a-348		n/a-255
Gross Yards	2524		3144
Att.-Comp-Int	372-189-19		379-217-19
Comp. %	50.8		57.3
Punts/Avg.	87-45.5		56-45.5
Penalties/Yards	71-704		52-592
Fumbles/ Ball Lost	26-16		30-12
Touchdowns	27		42
Rushing	10		14
Passing	14		25
Returns	3		3

Scoring	TD	Ru	Pa	Rt	PAT	FG	S	Pts
Villanueva	0	0	0	0	26-27	10-20	0	56
Bass	6	2	0	0	0-0	0	0	48
Phillips	0	5	0	0	0-0	0	0	30
Dale	3	0	3	0	0-0	0-0	0	18
Allen	2	0	2	0	0-0	0-0	0	12
Arnett	2	0	0	0	0-0	0-0	0	12
Perkins	2	2	0	0	0-0	0-0	0	12
Pardue	1	0	0	1	0-0	0-0	1	8
Atkins	1	0	1	0	0-0	0-0	0	6
Crow	1	0	0	1	0-0	0-0	0	6
Matson	1	0	1	0	0-0	0-0	0	6
Olsen	1	0	0	1	0-0	0-0	0	6
Rams	27	10	14	3	26-27	10-20	1	220
Opponents	42	14	25	3	38-42	14-33	1	334

Usual Starters

E	Phillips	DE	D. Jones
LT	Carollo	DT	Olsen
LG	Cowan	DT	LoVetere
C	Hunter	DE	Lundy
RG	Puttnam	LLB	McKeever
RT	Varrichione	MLB	Henry
FL	Dale	RLB	Pardue
FL	Atkins	CB	Britt
QB	Bratkowski	CB	Meador
RB	Bass	S	Crow
RB	Arnett	S	Shannon

Passing	Att.	Comp.	Yds.	Pct.	Yds./Att.	TD	TD%	Int.	Int%	LG	Sack-Lost	Rating
Bratkowski	219	110	1541	50.2	7.04	9	4.1	16	7.3	80t	n/a	56.5
Gabriel	101	57	670	56.4	6.63	3	2.9	2	2.0	65t	n/a	78.4
R. Miller	43	17	250	39.5	5.81	1	2.3	1	2.3	55t	n/a	57.3
Arnett	5	3	28	60.0	5.60	1	20.0	0	0.0	15t	n/a	115.0
Matson	1	1	13	100.0	13.00	0	0.0	0	0.0	13	n/a	118.8
Bass	3	1	22	33.3	7.33	0	0.0	0	0.0	22	n/a	60.4
Rams	372	189	2524	50.8	5.90	14	3.8	19	5.1	80t	n/a-348	64.0
Opponents	379	217	2889	57.3	7.60	25	6.6	19	5.0	n/a	n/a-255	82.7

Rushing	No.	Yds.	Avg.	LG	TD
Bass	196	1033	5.3	57	6
Arnett	76	238	3.1	40	2
Perkins	48	181	3.8	20	2
Gabriel	18	93	5.2	15	0
Shaw	18	76	4.2	30	0
Miller	3	27	9.0	13	0
Atkins	7	19	2.7	16	0
Bratkowski	7	14	2.0	11	0
Richter	0	8	--	8	0
Matson	3	0	0.0	2	0
Rams	376	1689	4.5	57	10
Opponents	501	2092	4.2	n/a	14

Receiving	No.	Yds.	Avg.	LG	TD
Phillips	60	875	14.6	65t	5
Atkins	35	393	11.2	48t	1
Bass	30	262	8.7	33t	2
Dale	29	584	20.1	80t	3
Perkins	14	83	5.9	13	0
Arnett	12	137	11.4	40	0
Allen	3	90	30.0	43t	2
Shaw	3	51	17.0	30	0
Matson	3	49	16.3	20	1
Rams	189	2524	13.5	80t	14
Opponents	217	2889	13.3	n/a	25

Interceptions	No.	Yds.	Avg.	LG	TD
Crow	5	100	20.0	65t	1
Shannon	4	33	8.3	20	0
Britt	3	50	16.7	28	0
McKeever	2	1	0.5	1	0
Olsen	1	47	47.0	47	0
Henry	1	20	20.0	20	1
Henry	1	10	10.0	10	0
Hall	1	0	0.0	0	0
Meador	1	0	0.0	0	0
Rams	19	261	13.7	65t	2
Opponents	19	293	15.4	n/a	2

Punting	No.	Yds.	Avg.	LG	Bk.
Villanueva	87	3960	45.5	65	1
Rams	87	3960	45.5	65	1
Opponents	56	2550	45.5	n/a	n/a

Punt Returns	No.	Yds.	Avg.	LG	TD
Atkins	11	94	8.5	45	0
Bass	6	81	13.5	48	0
Arnett	5	49	9.8	21	0
Hall	4	21	5.3	11	0
B. Smith	1	7	7.0	7	0
Rams	27	252	9.3	48	0
Opponents	55	567	10.3	n/a	1

Kickoff Returns	No.	Yds.	Avg.	LG	TD
Atkins	28	676	24.1	41	0
Bass	19	446	23.5	40	0
Hall	8	178	22.3	32	0
Arnett	2	87	43.5	50	0
B. Smith	2	60	30.0	41	0
D. Jones	1	0	0.0	0	0
Rams	60	1447	24.1	50	0
Opponents	50	1211	24.2	n/a	0

# 1961 (4-10) 6TH, WESTERN CONF. COACH: BOB WATERFIELD

DATE	W/L	Score	Opponent	Attend.
9/17	L	24-27	@ Baltimore	(54,259)
9/23	L	17-21	CHICAGO	(53,315)
10/1	W	24-14	PITTSBURGH	(40,707)
10/8	L	0-35	@ San Francisco	(59,004)
10/15	L	13-14	@ Detroit	(45,873)
10/22	L	14-24	@ New York Giants	(63,053)
10/29	L	10-28	DETROIT	(49,123)
11/5	W	31-17	MINNESOTA	(38,594)
11/12	W	17-7	SAN FRANCISCO	(63,766)
11/19	L	17-35	@ Green Bay	(38,669)
11/26	L	24-28	@ Chicago	(45,965)
12/3	L	21-42	@ Minnesota	(30,068)
12/9	W	34-17	BALTIMORE	(41,268)
12/17	L	17-24	GREEN BAY	(49,169)

	RAMS	OPP.
<b>First Downs</b> .....	236	279
Rushing .....	109	136
Passing .....	119	121
Penalty .....	16	22
<b>Total Net Yards</b> .....	4295	4813
Avg./Game.....	306.8	343.8
Total Plays .....	892	908
Avg./Play .....	4.8	5.4
<b>Net Yards Rushing</b> .....	1958	2440
Avg./Game.....	139.9	174.3
Total Rushes.....	415	508
<b>Net Yards Passing</b> .....	2337	2373
Avg./Game.....	166.9	169.5
Sacked-Yds. Lost.....	n/a-372	n/a-269
Gross Yards.....	2709	2642
Att. Comp-Int .....	386-199-21	328-184-23
Comp. %.....	51.6	56.1
<b>Punts/Avg.</b> .....	64-40.1	51-43.3
<b>Penalties/Yards</b> .....	63-599	75-662
<b>Fumbles/ Ball Lost</b> .....	21-11	27-16
<b>Touchdowns</b> .....	32	45
Rushing .....	17	26
Passing .....	3	19
Returns .....	2	0

Scoring	TD	Ru	Pa	Rt	PAT	FG	S	Pts
Villanueva.....	0	0	0	0	32-32	13-27	0	71
Arnett.....	5	4	0	1	0-0	0-0	0	30
Bass.....	5	4	0	1	0-0	0-0	0	30
Matson.....	5	2	3	0	0-0	0-0	0	30
Phillips.....	5	0	5	0	0-0	0-0	0	30
Marconi.....	4	3	1	0	0-0	0-0	0	24
Bratkowski.....	3	3	0	0	0-0	0-0	0	18
Allen.....	2	0	2	0	0-0	0-0	0	12
Dale.....	2	0	2	0	0-0	0-0	0	12
Wilson.....	1	1	0	0	0-0	0-0	0	6
<b>Rams.....</b>	<b>32</b>	<b>17</b>	<b>13</b>	<b>2</b>	<b>32-32</b>	<b>13-27</b>	<b>0</b>	<b>263</b>
<b>Opponents.....</b>	<b>45</b>	<b>26</b>	<b>19</b>	<b>0</b>	<b>45-45</b>	<b>6-21</b>	<b>0</b>	<b>333</b>

### Usual Starters

E	Phillips	DE	D. Jones
LT	Boeke	DT	Henry
LG	Cowan	DT	LoVetere
C	Hunter	DE	Lundy
RG	Hord	LLB	Pardee
RT	Varrichione	MLB	Richter
FL	Matson	RLB	Jobko
FL	Dale	CB	Britt
QB	Bratkowski	CB	Meador
RB	Bass	S	Crow
RB	Arnett	S	C. Thomas

Rushing	No.	Yds.	Avg.	LG	TD
Arnett.....	158	609	3.9	26	4
Bass.....	98	608	6.2	73†	4
Wilson.....	44	220	5.0	34	1
Matson.....	24	181	7.5	69†	2
Marconi.....	36	146	4.1	14	3
Ryan.....	38	139	3.7	28	0
Bratkowski.....	12	36	3.0	16	3
Atkins.....	5	19	3.8	13	0
<b>Rams.....</b>	<b>415</b>	<b>1958</b>	<b>4.7</b>	<b>73†</b>	<b>17</b>
<b>Opponents.....</b>	<b>508</b>	<b>2440</b>	<b>4.9</b>	<b>n/a</b>	<b>26</b>

Receiving	No.	Yds.	Avg.	LG	TD
Phillips.....	78	1092	14.0	69†	5
Dale.....	35	561	16.0	68†	2
Matson.....	29	537	18.5	96†	3
Arnett.....	28	194	6.9	29	0
Bass.....	16	145	9.1	37	0
Atkins.....	5	67	13.4	28	0
Marconi.....	2	20	5.3	8†	1
Allen.....	2	80	40.0	48†	2
Wilson.....	1	12	12.0	12	0
Sciabelli.....	1	1	1.0	1	0
<b>Rams.....</b>	<b>199</b>	<b>2709</b>	<b>11.7</b>	<b>96†</b>	<b>13</b>
<b>Opponents.....</b>	<b>184</b>	<b>2373</b>	<b>12.9</b>	<b>n/a</b>	<b>19</b>

Interceptions	No.	Yds.	Avg.	LG	TD
Crow.....	6	117	19.5	31	0
Britt.....	5	29	5.8	13	0
Richter.....	4	44	11.0	17	0
C. Thomas.....	3	11	3.7	7	0
Meador.....	1	34	34.0	34	0
Jobko.....	1	16	16.0	16	0
Long.....	1	10	10.0	10	0
Strugar.....	1	4	4.0	4	0
Pardee.....	1	2	2.0	2	0
Hall.....	0	10	10.0	10	0
<b>Rams.....</b>	<b>23</b>	<b>277</b>	<b>12.0</b>	<b>34</b>	<b>0</b>
<b>Opponents.....</b>	<b>21</b>	<b>280</b>	<b>13.3</b>	<b>n/a</b>	<b>0</b>

Punting	No.	Yds.	Avg.	LG	Blk.
Villanueva.....	46	1845	40.1	53	0
Bratkowski.....	12	458	38.2	51	0
Marconi.....	6	265	44.2	50	0
<b>Rams.....</b>	<b>64</b>	<b>2568</b>	<b>40.1</b>	<b>53</b>	<b>0</b>
<b>Opponents.....</b>	<b>51</b>	<b>2206</b>	<b>43.3</b>	<b>n/a</b>	<b>n/a</b>

Punt Returns	No.	Yds.	Avg.	LG	TD
Arnett.....	10	75	7.5	17	0
Bass.....	4	109	27.3	90†	1
<b>Rams.....</b>	<b>14</b>	<b>184</b>	<b>13.1</b>	<b>90†</b>	<b>1</b>
<b>Opponents.....</b>	<b>36</b>	<b>384</b>	<b>10.7</b>	<b>n/a</b>	<b>0</b>

Kickoff Returns	No.	Yds.	Avg.	LG	TD
Bass.....	23	698	30.3	64	0
Arnett.....	25	653	26.1	105†	1
Atkins.....	4	77	19.3	20	0
Varrichione.....	3	23	7.7	11	0
D. Jones.....	1	12	12.0	12	0
<b>Rams.....</b>	<b>56</b>	<b>1463</b>	<b>26.1</b>	<b>105†</b>	<b>1</b>
<b>Opponents.....</b>	<b>53</b>	<b>1380</b>	<b>26.0</b>	<b>n/a</b>	<b>0</b>

Passing	Att.	Comp.	Yds.	Pct.	Yds./Att.	TD	TD%	Int.	Int%	LG	Sack-Lost	Rating
Bratkowski.....	230	124	1547	53.9	6.73	8	3.5	13	5.7	84†	n/a	63.1
Ryan.....	142	72	1115	50.7	7.85	5	3.5	7	4.9	96†	n/a	68.3
Arnett.....	13	3	47	23.1	3.62	0	0.0	1	7.7	20	n/a	10.1
Villanueva.....	1	0	0	0.0	0.00	0	0.0	0	0.0	0	n/a	39.6
<b>Rams.....</b>	<b>386</b>	<b>199</b>	<b>2709</b>	<b>51.6</b>	<b>6.05</b>	<b>13</b>	<b>3.4</b>	<b>21</b>	<b>5.4</b>	<b>96†</b>	<b>n/a-372</b>	<b>62.8</b>
<b>Opponents.....</b>	<b>328</b>	<b>184</b>	<b>2373</b>	<b>56.1</b>	<b>7.20</b>	<b>19</b>	<b>5.8</b>	<b>23</b>	<b>7.0</b>	<b>n/a</b>	<b>n/a-269</b>	<b>69.1</b>

HISTORY

# 1960 (4-7-1) 6TH, WESTERN CONF. COACH: BOB WATERFIELD

DATE	W/L	Score	Opponent	Attend.
9/23	L	21-43	ST. LOUIS	(47,448)
10/2	L	9-13	@ San Francisco	(53,633)
10/9	L	27-34	@ Chicago	(47,776)
10/16	L	17-31	@ Baltimore	(57,808)
10/23	T	24-24	CHICAGO	(63,438)
10/30	W	48-35	DETROIT	(53,295)
11/6	W	38-13	@ Dallas	(16,000)
11/13	L	10-12	@ Detroit	(54,019)
11/21	W	33-31	@ Green Bay	(35,763)
12/4	L	7-23	SAN FRANCISCO	(77,254)
12/11	W	10-3	BALTIMORE	(75,461)
12/17	L	21-35	GREEN BAY	(53,445)

	RAMS	OPP.
First Downs	194	221
Rushing	76	87
Passing	101	114
Penalty	17	20
Total Net Yards	3271	4073
Avg./Game	272.6	339.4
Total Plays	764	837
Avg./Play	4.3	4.9
Net Yards Rushing	1449	1718
Avg./Game	120.8	143.2
Total Rushes	343	419
Net Yards Passing	1822	2355
Avg./Game	151.8	196.3
Sacked-Yds. Lost	n/a-366	n/a-155
Gross Yards	2188	2510
Att-Comp-Int.	335-177-22	339-168-23
Comp. %	52.8	49.6
Punts/Avg.	64-42.3	50-43.8
Penalties/Yards	64-625	59-517
Fumbles/ Ball Lost	17-9	29-13
Touchdowns	32	35
Rushing	9	16
Passing	19	18
Returns	4	1

Scoring	TD	Ru	Pa	Rt	PAT	FG	S	Pts
Villanueva	0	0	0	0	28-28	12-19	0	64
Phillips	8	0	8	0	0-0	0-0	0	48
Arnett	4	2	2	0	0-0	0-0	0	24
Dale	3	0	3	0	0-0	0-0	0	18
Marconi	3	3	0	0	0-0	0-0	0	18
Ryan	2	0	2	0	0-0	0-0	0	12
C. Thomas	2	0	2	0	0-0	0-0	0	12
Wade	2	2	0	0	0-0	0-0	0	12
Wilson	2	0	2	0	0-0	0-0	0	12
Michaels	0	0	0	0	1-1	2-3	0	7
Britt	1	0	0	1	0-0	0-0	0	6
Lundy	1	0	0	1	0-0	0-0	0	6
LoVetere	1	0	0	1	0-0	0-0	0	6
Matson	1	1	0	0	0-0	0-0	0	6
Meador	1	0	0	1	0-0	0-0	0	6
Shofner	1	0	1	0	0-0	0-0	0	6
Richter	0	0	0	0	3-2	0-0	0	2
Rams	32	9	19	4	31-31	14-22	0	265
Opponents	35	16	18	1	34-35	17-29	1	297

### Usual Starters

E	Phillips	DE	Brito
LG	Boeke	DT	Strugar
LT	Lansford	DT	LoVetere
C	Hunter	DE	Lundy
RC	Hord	LLB	Pardee
RT	Bradshaw	MLB	Richter
FL	Matson	RLB	Jobko
FL	Dale	CB	Britt
QB	Wade	CB	Meador
RB	Marconi	S	Sherman
RB	Arnett	S	C. Thomas

Passing	Att.	Comp.	Yds.	Pct.	Yds./Att.	TD	TD%	Int.	Int%	LG	Sack-Lost	Rating
Wade	182	106	1294	58.2	7.11	12	6.6	11	6.0	63	n/a	77.0
Ryan	128	62	816	48.4	6.38	7	5.5	9	7.0	61	n/a	57.9
Humphrey	24	9	78	37.5	3.25	0	0.0	2	8.3	16	n/a	12.2
Arnett	1	0	0	0.0	0.00	0	0.0	0	0.0	0	n/a	39.6
Rams	335	177	2188	52.8	5.44	19	5.4	2	6.2	63	n/a-366	61.3
Opponents	339	168	2355	49.6	6.90	18	5.3	23	6.8	n/a	n/a-155	61.8

Rushing	No.	Yds.	Avg.	LG	TD
Arnett	104	436	4.2	31	2
Marconi	42	240	5.7	75t	3
Wade	26	171	6.6	66t	2
Matson	61	170	2.9	27	1
Bass	31	153	4.9	33	0
Wilson	41	139	3.4	35	0
Ryan	19	85	4.5	24	1
C. Thomas	16	63	3.9	33	0
Humphrey	2	7	3.5	6	0
Shofner	2	-15	-15.0	-15	0
Rams	343	1449	4.2	75t	9
Opponents	419	1718	4.1	n/a	16

Receiving	No.	Yds.	Avg.	LG	TD
Phillips	52	883	17.0	61t	8
Arnett	29	226	7.8	24t	2
Dale	19	336	17.7	63	3
C. Thomas	17	275	16.2	58	2
Matson	15	98	6.5	24	0
Bass	13	92	7.1	26	0
Shofner	12	122	10.2	17t	1
Wilson	11	82	7.5	40t	2
Ryan	9	32	3.6	17	0
Marconi	0	32	--	32t	1
Wade	0	10	--	10	0
Rams	177	2188	12.4	63	19
Opponents	168	2355	14.0	n/a	18

Interceptions	No.	Yds.	Avg.	LG	TD
Britt	5	117	23.4	73	1
Meador	4	46	11.5	26t	1
Richter	2	29	14.5	20	0
Ellersick	2	12	6.0	12	0
Baker	1	62	62.0	62	0
Lundy	1	25	25.0	25t	1
Long	1	23	23.0	23	0
Shofner	1	19	19.0	19	0
Stalcup	1	12	12.0	12	0
Pardee	1	10	10.0	10	0
Jobko	1	7	7.0	7	0
Sherman	1	0	0.0	0	0
C. Thomas	1	0	0.0	0	0
Valdez	1	0	0.0	0	0
Rams	23	362	15.7	73	3
Opponents	22	182	8.3	n/a	0

Punting	No.	Yds.	Avg.	LG	Bk.
Shofner	54	2301	42.6	63	1
Marconi	10	408	40.8	62	1
Rams	64	2709	42.3	53	2
Opponents	50	2190	43.8	n/a	n/a

Punt Returns	No.	Yds.	Avg.	LG	TD
Bass	11	62	5.6	22	0
Arnett	10	60	6.0	29	0
LoVetere	1	6	6.0	6t	1
Sherman	1	1	1.0	1	0
Matson	1	0	0.0	0	0
Meador	1	0	0.0	0	0
Rams	25	129	5.2	29	1
Opponents	27	199	7.4	n/a	0

Kickoff Returns	No.	Yds.	Avg.	LG	TD
Arnett	17	416	24.5	43	0
Bass	11	246	22.4	31	0
Matson	9	216	24.0	42	0
Wilson	2	48	24.0	27	0
Michaels	1	15	15.0	15	0
Rams	40	941	23.5	43	0
Opponents	52	1083	20.8	n/a	0

HISTORY

# 1959 (2-10) 6TH, WESTERN CONF. COACH: SID GILLMAN

DATE	W/L	Score	Opponent	Attend.
9/26	L	21-23	NEW YORK GIANTS	(71,297)
10/4	L	0-34	@ San Francisco	(56,028)
10/11	W	28-21	@ Chicago Bears	(47,036)
10/18	W	45-6	@ Green Bay	(36,194)
10/25	L	7-17	DETROIT	(74,288)
11/1	L	21-26	CHICAGO BEARS	(77,943)
11/8	L	16-24	SAN FRANCISCO	(94,376)
11/15	L	17-23	@ Detroit	(52,271)
11/22	L	20-23	@ Philadelphia	(47,425)
11/29	L	21-35	@ Baltimore	(57,557)
12/6	L	20-38	GREEN BAY	(61,044)
12/12	L	26-45	BALTIMORE	(65,528)

	RAMS	OPP.
<b>First Downs</b> .....	232	216
Rushing .....	101	96
Passing .....	116	100
Penalty .....	15	20
<b>Total Net Yards</b> .....	4260	3794
Avg./Game .....	355.0	316.2
Total Plays .....	803	805
Avg./Play .....	5.3	4.7
<b>Net Yards Rushing</b> .....	1778	1704
Avg./Game .....	148.2	142.0
Total Rushes .....	371	427
<b>Net Yards Passing</b> .....	2482	2090
Avg./Game .....	206.8	174.2
Sacked-Yds. Lost .....	n/a-241	n/a-225
Gross Yards .....	2723	2315
Att-Comp-Int .....	356-196-22	287-151-7
Comp. % .....	55.1	52.6
<b>Punts/Avg.</b> .....	50-41.7	60-44.1
<b>Penalties/Yards</b> .....	51-465	60-562
<b>Fumbles/ Ball Lost</b> .....	34-19	25-14
<b>Touchdowns</b> .....	30	38
Rushing .....	15	15
Passing .....	14	17
Returns .....	1	6

Scoring	TD	Ru	Pa	Rt	PAT	FG	S	Pts
Shofner .....	7	0	7	0	0-0	0-0	0	42
Matson .....	6	6	0	0	0-0	0-0	0	36
Michaels .....	0	0	0	0	12-14	8-17	0	36
Marconi .....	5	4	1	0	0-0	0-0	0	30
Arnett .....	4	2	1	1	0-0	0-0	0	24
Morris .....	0	0	0	0	15-15	3-8	0	24
Phillips .....	4	0	4	0	0-0	0-0	0	24
Wade .....	2	2	0	0	0-0	0-0	0	12
Ryan .....	1	1	0	0	0-0	0-0	0	6
Wilson .....	1	0	1	0	0-0	0-0	0	6
S. Williams .....	0	0	0	0	0-0	0-0	1	2
<b>Rams</b> .....	<b>30</b>	<b>15</b>	<b>14</b>	<b>1</b>	<b>27-29</b>	<b>11-25</b>	<b>1</b>	<b>242</b>
<b>Opponents</b> .....	<b>38</b>	<b>15</b>	<b>17</b>	<b>6</b>	<b>36-38</b>	<b>17-31</b>	<b>0</b>	<b>315</b>

Passing	Att.	Comp.	Yds.	Pct.	Yds./Att.	TD	TD%	Int.	Int%	LG	Sack-Lost	Rating
Wade .....	261	153	2001	58.6	7.67	12	4.6	17	6.5	72t	n/a	71.1
Ryan .....	89	42	709	47.2	7.97	2	2.2	4	4.5	67l	n/a	63.4
Arnett .....	5	1	13	20.0	2.60	0	0.0	0	0.0	13	n/a	39.6
Matson .....	1	0	0	0.0	0.00	0	0.0	0	0.0	0	n/a	39.6
<b>Rams</b> .....	<b>356</b>	<b>196</b>	<b>2482</b>	<b>55.1</b>	<b>6.97</b>	<b>14</b>	<b>3.9</b>	<b>22</b>	<b>6.2</b>	<b>72t</b>	<b>n/a-241</b>	<b>64.4</b>
<b>Opponents</b> .....	<b>287</b>	<b>151</b>	<b>2090</b>	<b>52.6</b>	<b>7.28</b>	<b>17</b>	<b>5.9</b>	<b>7</b>	<b>2.4</b>	<b>n/a</b>	<b>n/a-225</b>	<b>85.9</b>

Rushing	No.	Yds.	Avg.	LG	TD
Matson .....	161	863	5.4	50	6
Arnett .....	73	371	5.1	80t	2
Wilson .....	40	210	5.3	60	0
Marconi .....	52	176	3.4	21	4
Wade .....	25	95	3.8	17	2
Ryan .....	19	57	3.0	13	1
Shofner .....	1	6	6.0	6	0
<b>Rams</b> .....	<b>371</b>	<b>1778</b>	<b>4.8</b>	<b>80t</b>	<b>15</b>
<b>Opponents</b> .....	<b>427</b>	<b>1704</b>	<b>4.0</b>	<b>n/a</b>	<b>15</b>

Receiving	No.	Yds.	Avg.	LG	TD
Shofner .....	47	936	19.9	72t	7
Arnett .....	38	419	11.0	38t	1
Phillips .....	37	541	14.6	64	4
Clarke .....	29	453	15.6	60	0
Matson .....	18	130	7.2	49	0
Wilson .....	12	83	6.9	20	1
Marconi .....	10	81	8.1	30	1
Lundy .....	4	74	18.5	26	0
C. Thomas .....	1	6	6.0	6	0
<b>Rams</b> .....	<b>196</b>	<b>2723</b>	<b>12.7</b>	<b>72t</b>	<b>14</b>
<b>Opponents</b> .....	<b>151</b>	<b>2315</b>	<b>13.8</b>	<b>n/a</b>	<b>17</b>

Interceptions	No.	Yds.	Avg.	LG	TD
Meador .....	3	3	1.0	3	0
Frankhauser .....	3	2	0.7	2	0
Jobko .....	1	0	0.0	0	0
<b>Rams</b> .....	<b>7</b>	<b>5</b>	<b>0.7</b>	<b>3</b>	<b>0</b>
<b>Opponents</b> .....	<b>22</b>	<b>305</b>	<b>13.9</b>	<b>n/a</b>	<b>1</b>

Punting	No.	Yds.	Avg.	LG	Blk.
Shofner .....	48	2004	41.8	66	1
Marconi .....	2	81	40.5	44	0
<b>Rams</b> .....	<b>50</b>	<b>2085</b>	<b>41.7</b>	<b>66</b>	<b>1</b>
<b>Opponents</b> .....	<b>60</b>	<b>2648</b>	<b>44.1</b>	<b>n/a</b>	<b>n/a</b>

Punt Returns	No.	Yds.	Avg.	LG	TD
Arnett .....	17	184	10.8	71t	1
Matson .....	14	61	4.4	20	0
C. Thomas .....	3	6	2.0	6	0
Burroughs .....	1	0	0.0	0	0
Meador .....	1	0	0.0	0	0
<b>Rams</b> .....	<b>36</b>	<b>251</b>	<b>7.0</b>	<b>71t</b>	<b>1</b>
<b>Opponents</b> .....	<b>30</b>	<b>205</b>	<b>6.8</b>	<b>105t</b>	<b>1</b>

Kickoff Returns	No.	Yds.	Avg.	LG	TD
Matson .....	16	367	22.9	48	0
Arnett .....	14	320	22.9	42	0
Wilson .....	7	243	34.7	85	0
C. Thomas .....	3	95	31.7	48	0
Wilkins .....	2	29	14.5	17	0
Dickson .....	1	0	0.0	0	0
<b>Rams</b> .....	<b>43</b>	<b>1054</b>	<b>24.5</b>	<b>85</b>	<b>0</b>
<b>Opponents</b> .....	<b>42</b>	<b>930</b>	<b>23.3</b>	<b>n/a</b>	<b>1</b>

1958 (8-4) 3RD WESTERN CONF.

COACH: SID GILLMAN

DATE	W/L	Score	Opponent	Attend.
9/28	L	27-30	CLEVELAND	(69,993)
10/5	W	33-3	@ San Francisco	(73,164)
10/12	W	42-28	@ Detroit	(41,021)
10/19	L	10-31	@ Chicago Bears	(41,387)
10/26	L	24-41	DETROIT	(81,703)
11/2	W	41-35	CHICAGO BEARS	(100,740)
11/9	W	56-7	SAN FRANCISCO	(95,082)
11/16	W	20-7	@ Green Bay	(28,051)
11/23	L	7-34	@ Baltimore	(57,557)
11/30	W	20-14	@ Chicago Cardinals	(13,041)
12/6	W	30-28	BALTIMORE	(100,202)
12/14	W	34-20	GREEN BAY	(54,634)

		RAMS	OPP.
<b>First Downs</b>		209	235
Rushing		93	109
Passing		104	110
Penalty		12	16
<b>Total Net Yards</b>		4406	3828
Avg./Game		367.2	319.0
Total Plays		779	872
Avg./Play		5.7	4.4
<b>Net Yards Rushing</b>		1734	1777
Avg./Game		144.5	148.1
Total Rushes		345	405
<b>Net Yards Passing</b>		2672	2051
Avg./Game		222.7	170.1
Sacked-Yds. Lost		n/a-237	n/a-252
Gross Yards		2909	2303
Att-Comp-Int		358-186-26	381-188-28
Comp. %		52.0	49.3
Punts/Avg.		51-40.9	65-37.9
Penalties/Yards		67-636	47-476
Fumbles/ Ball Lost		34-23	22-13
<b>Touchdowns</b>		43	37
Rushing		18	12
Passing		19	21
Returns		6	4

Scoring	TD	Ru	Pa	Rt	PAT	FG	S	Pts
Cothren	0	0	0	0	42-42	14-25	0	84
Wilson	10	9	1	0	0-0	0-0	0	60
Shofner	8	0	8	0	0-0	0-0	0	48
Arnett	7	6	1	0	0-0	0-0	0	42
Clarke	5	0	4	1	0-0	0-0	0	30
Lundy	3	0	3	0	0-0	0-0	0	18
Phillips	2	0	2	0	0-0	0-0	0	12
Sherman	2	0	0	2	0-0	0-0	0	12
Wade	2	2	0	0	0-0	0-0	0	12
Daugherty	1	0	0	1	0-0	0-0	0	6
Marconi	1	1	0	0	0-0	0-0	0	6
Michaels	1	0	0	1	0-0	0-0	0	6
Morris	1	0	0	1	0-0	0-0	0	6
Holtzman	0	0	0	0	0-0	0-0	1	2
<b>Rams</b>	<b>43</b>	<b>19</b>	<b>19</b>	<b>6</b>	<b>42-42</b>	<b>14-25</b>	<b>1</b>	<b>344</b>
<b>Opponents</b>	<b>37</b>	<b>12</b>	<b>21</b>	<b>4</b>	<b>35-37</b>	<b>7-21</b>	<b>0</b>	<b>278</b>

Passing	Att.	Comp.	Yds.	Pct.	Yds./Att.	TD	TD%	Int.	Int%	LG	Sack-Lost	Rating
Wade	341	181	2875	53.1	8.43	18	5.3	22	6.5	93	n/a	72.2
Ryan	14	5	34	35.7	2.43	1	7.1	3	21.4	14	n/a	28.6
Shofner	1	0	0	0.0	0.00	0	0.0	0	0.0	0	n/a	39.6
Wilson	1	0	0	0.0	0.00	0	0.0	1	100.0	0	n/a	0.0
Arnett	1	0	0	0.0	0.00	0	0.0	0	0.0	0	n/a	39.6
<b>Rams</b>	<b>358</b>	<b>186</b>	<b>2672</b>	<b>52.0</b>	<b>7.46</b>	<b>19</b>	<b>5.3</b>	<b>26</b>	<b>7.3</b>	<b>93</b>	<b>n/a-237</b>	<b>63.9</b>
<b>Opponents</b>	<b>381</b>	<b>188</b>	<b>2051</b>	<b>49.3</b>	<b>5.38</b>	<b>12</b>	<b>3.1</b>	<b>28</b>	<b>7.3</b>	<b>n/a</b>	<b>n/a-252</b>	<b>45.5</b>

Rushing	No.	Yds.	Avg.	LG	TD
Arnett	133	683	5.1	57	6
Wilson	73	475	6.5	82t	9
Marconi	89	428	4.8	45	1
Wade	42	90	2.1	22	2
Ryan	5	45	9.0	12	0
Waller	3	13	4.3	7	0
<b>Rams</b>	<b>345</b>	<b>1734</b>	<b>5.0</b>	<b>82t</b>	<b>18</b>
<b>Opponents</b>	<b>405</b>	<b>1777</b>	<b>4.4</b>	<b>n/a</b>	<b>12</b>

Receiving	No.	Yds.	Avg.	LG	TD
Shofner	51	1097	21.5	92t	8
Phillips	35	524	15.0	93t	2
Arnett	35	494	14.1	75t	1
Lundy	25	396	15.8	32	3
Clarke	18	135	7.5	17t	4
Marconi	10	87	8.7	15	0
Wilson	9	101	11.2	38t	1
Waller	3	75	25.0	63	0
<b>Rams</b>	<b>186</b>	<b>2909</b>	<b>14.4</b>	<b>93</b>	<b>19</b>
<b>Opponents</b>	<b>188</b>	<b>2303</b>	<b>12.3</b>	<b>n/a</b>	<b>12</b>

Interceptions	No.	Yds.	Avg.	LG	TD
Burroughs	7	72	10.3	46	0
Morris	6	152	25.3	44t	1
Sherman	5	171	34.2	70t	2
J. Harris	4	51	12.8	14	0
Richter	3	26	8.7	16	0
Michaels	2	6	3.0	6t	1
Daugherty	1	12	12.0	12t	1
<b>Rams</b>	<b>28</b>	<b>490</b>	<b>17.5</b>	<b>70t</b>	<b>5</b>
<b>Opponents</b>	<b>26</b>	<b>316</b>	<b>12.2</b>	<b>n/a</b>	<b>2</b>

Punting	No.	Yds.	Avg.	LG	Blk.
Shofner	49	2018	41.2	62	0
C. Thomas	2	66	33.3	34	0
<b>Rams</b>	<b>51</b>	<b>2084</b>	<b>40.9</b>	<b>62</b>	<b>0</b>
<b>Opponents</b>	<b>65</b>	<b>2466</b>	<b>37.9</b>	<b>n/a</b>	<b>n/a</b>

Punt Returns	No.	Yds.	Avg.	LG	TD
Arnett	18	223	12.4	58	0
Waller	13	7	0.5	5	0
Morris	8	9	1.1	9	0
Sherman	1	0	0.0	0	0
Wilkins	1	0	0.0	0	0
<b>Rams</b>	<b>41</b>	<b>239</b>	<b>5.8</b>	<b>58</b>	<b>0</b>
<b>Opponents</b>	<b>33</b>	<b>143</b>	<b>4.3</b>	<b>n/a</b>	<b>0</b>

Kickoff Returns	No.	Yds.	Avg.	LG	TD
Arnett	16	331	20.7	32	0
Wilson	16	324	20.3	30	0
Waller	7	120	17.1	23	0
Morris	2	37	18.5	23	0
Fry	2	23	11.5	14	0
<b>Rams</b>	<b>43</b>	<b>835</b>	<b>19.4</b>	<b>32</b>	<b>0</b>
<b>Opponents</b>	<b>53</b>	<b>1116</b>	<b>21.1</b>	<b>n/a</b>	<b>1</b>

# 1957 (6-6) 4TH, WESTERN CONF.

# COACH: SID GILLMAN

DATE	W/L	Score	Opponent	Attend.
9/29	W	17-13	PHILADELPHIA	(62,506)
10/6	L	20-23	@ San Francisco	(59,637)
10/13	L	7-10	@ Detroit	(55,914)
10/20	L	26-34	@ Chicago Bears	(47,337)
10/27	W	35-17	DETROIT	(77,314)
11/3	L	10-16	CHICAGO BEARS	(80,456)
11/10	W	37-27	SAN FRANCISCO	(102,368)
11/17	W	31-27	@ Green Bay	(19,540)
12/1	L	14-31	@ Cleveland	(65,407)
12/8	W	42-17	@ Baltimore	(52,060)
12/15	W	37-21	BALTIMORE	(70,572)

	RAMS	OPP.
<b>First Downs</b> .....	235	216
Rushing .....	112	96
Passing .....	104	101
Penalty .....	19	19
<b>Total Net Yards</b> .....	4143	3725
Avg./Game .....	345.3	310.4
Total Plays .....	845	828
Avg./Play .....	4.9	4.5
<b>Net Yards Rushing</b> .....	2142	1845
Avg./Game .....	178.5	153.8
Total Rushes .....	474	440
<b>Net Yards Passing</b> .....	2001	1880
Avg./Game .....	166.8	156.7
Sacked-Yds. Lost .....	n/a-255	n/a-306
Gross Yards .....	2256	2186
Att-Comp-Int .....	296-144-23	301-153-14
Comp. % .....	48.6	50.8
<b>Punts/Avg.</b> .....	56-44.4	61-40.2
<b>Penalties/Yards</b> .....	60-580	49-516
<b>Fumbles/Ball Lost</b> .....	24-14	24-11
<b>Touchdowns</b> .....	39	33
Rushing .....	15	15
Passing .....	21	15
Returns .....	3	3

Scoring	TD	Ru	Pa	Rt	PAT	FG	S	Pts
Cothren.....	0	0	0	0	38-39	11-19	0	71
Hirsch.....	6	0	6	0	0-0	0-0	0	36
Arnett.....	6	2	3	1	0-0	0-0	0	36
Marconi.....	4	3	1	0	0-0	0-0	0	24
Van Brocklin.....	4	4	0	0	0-0	0-0	0	24
Clarke.....	4	0	4	0	0-0	0-0	0	24
Wilson.....	4	3	1	0	0-0	0-0	0	24
Younger.....	3	3	0	0	0-0	0-0	0	18
Boyd.....	3	0	3	0	0-0	0-0	0	18
Lundy.....	3	0	3	0	0-0	0-0	0	18
Daugherty.....	1	0	0	1	0-0	0-0	0	6
Hauser.....	1	0	0	1	0-0	0-0	0	6
<b>Rams</b> .....	<b>39</b>	<b>15</b>	<b>21</b>	<b>3</b>	<b>38-39</b>	<b>11-19</b>	<b>1</b>	<b>307</b>
<b>Opponents</b> .....	<b>33</b>	<b>15</b>	<b>15</b>	<b>3</b>	<b>33-33</b>	<b>15-26</b>	<b>1</b>	<b>278</b>

Passing	Att.	Comp.	Yds.	Pct.	Yds./Att.	TD	TD%	Int.	Int%	LG	Sack-Lost	Rating
Van Brocklin.....	265	132	2105	49.8	7.94	20	7.5	21	7.9	70t	n/a	68.8
Wade.....	24	10	116	41.7	4.83	1	4.2	1	4.2	35	n/a	53.5
Waller.....	6	2	35	33.3	5.83	0	0.0	0	0.0	30	n/a	54.2
Younger.....	1	0	0	0.0	0.00	0	0.0	1	100.0	0	n/a	0.0
<b>Rams</b> .....	<b>296</b>	<b>144</b>	<b>2256</b>	<b>48.6</b>	<b>6.76</b>	<b>21</b>	<b>7.1</b>	<b>23</b>	<b>7.8</b>	<b>70</b>	<b>n/a-255</b>	<b>65.7</b>
<b>Opponents</b> .....	<b>301</b>	<b>153</b>	<b>2186</b>	<b>50.8</b>	<b>7.26</b>	<b>15</b>	<b>5.0</b>	<b>14</b>	<b>4.7</b>	<b>n/a</b>	<b>n/a-306</b>	<b>71.9</b>

Rushing	No.	Yds.	Avg.	LG	TD
Wilson.....	127	616	4.9	46	3
Marconi.....	104	481	4.6	31	3
Younger.....	96	401	4.2	29	3
Arnett.....	86	347	4.0	68	2
Waller.....	48	292	6.1	76	0
Hirsch.....	1	8	8.0	8	0
Wade.....	1	5	5.0	5	0
Van Brocklin.....	10	-4	-0.4	3	4
Clarke.....	1	-4	-4.0	-4	0
<b>Rams</b> .....	<b>474</b>	<b>2142</b>	<b>4.5</b>	<b>76</b>	<b>15</b>
<b>Opponents</b> .....	<b>440</b>	<b>1845</b>	<b>4.2</b>	<b>n/a</b>	<b>15</b>

Receiving	No.	Yds.	Avg.	LG	TD
Hirsch.....	32	477	14.9	45	6
Boyd.....	29	534	18.4	51	3
Clarke.....	23	442	19.2	70t	4
Arnett.....	18	322	17.9	66t	3
Marconi.....	16	171	10.7	61t	1
Younger.....	8	61	7.6	16	0
Wilson.....	7	95	13.6	19	1
Lundy.....	6	114	19.0	34t	3
Waller.....	5	40	8.0	17	0
<b>Rams</b> .....	<b>144</b>	<b>2256</b>	<b>13.9</b>	<b>70t</b>	<b>21</b>
<b>Opponents</b> .....	<b>153</b>	<b>2186</b>	<b>14.3</b>	<b>n/a</b>	<b>15</b>

Interceptions	No.	Yds.	Avg.	LG	TD
Richter.....	4	60	15.0	25	0
Burroughs.....	3	29	9.7	24	0
Shofner.....	2	27	13.5	15	0
Sherman.....	1	51	51.0	51	0
D. Daugherty.....	1	32	32.0	32t	1
Whittenton.....	1	31	31.0	31	0
B. Daugherty.....	1	6	6.0	6	0
Morris.....	1	0	0.0	0	0
<b>Rams</b> .....	<b>14</b>	<b>236</b>	<b>16.9</b>	<b>51</b>	<b>1</b>
<b>Opponents</b> .....	<b>23</b>	<b>381</b>	<b>16.6</b>	<b>n/a</b>	<b>1</b>

Punting	No.	Yds.	Avg.	LG	Blk.
Van Brocklin.....	54	2392	44.3	71	0
Shofner.....	2	97	48.5	52	0
Rams.....	56	2489	44.4	71	0
<b>Opponents</b> .....	<b>61</b>	<b>2455</b>	<b>40.2</b>	<b>n/a</b>	<b>n/a</b>

Punt Returns	No.	Yds.	Avg.	LG	TD
Waller.....	16	33	2.1	24	0
Arnett.....	14	85	6.1	22	0
C. Taylor.....	3	41	13.7	28	0
Wilson.....	1	28	28.0	28	0
Burroughs.....	1	11	11.0	11	0
Sherman.....	1	0	0.0	0	0
<b>Rams</b> .....	<b>36</b>	<b>198</b>	<b>5.5</b>	<b>28</b>	<b>0</b>
<b>Opponents</b> .....	<b>37</b>	<b>229</b>	<b>6.2</b>	<b>n/a</b>	<b>0</b>

Kickoff Returns	No.	Yds.	Avg.	LG	TD
Arnett.....	18	504	28.0	98t	1
Waller.....	13	289	22.2	46	0
Wilson.....	11	290	26.4	35	0
Pardee.....	3	21	7.0	15	0
Putnam.....	2	11	5.5	11	0
Taylor.....	1	35	35.0	35	0
Lundy.....	1	0	0.0	0	0
<b>Rams</b> .....	<b>49</b>	<b>1150</b>	<b>23.5</b>	<b>98t</b>	<b>1</b>
<b>Opponents</b> .....	<b>53</b>	<b>1268</b>	<b>23.9</b>	<b>n/a</b>	<b>1</b>

HISTORY

# 1956 (4-8) 6TH, WESTERN CONF.

## COACH: SID GILLMAN

DATE	W/L	Score	Opponent	Attend.
9/30	W	27-7	PHILADELPHIA	(54,412)
10/7	L	30-33	@ San Francisco	(54,589)
10/14	L	21-24	@ Detroit	(56,281)
10/21	L	17-42	@ Green Bay	(24,200)
10/28	L	17-42	DETROIT	(76,758)
11/4	L	24-35	CHICAGO BEARS	(69,894)
11/11	W	30-6	SAN FRANCISCO	(69,828)
11/18	L	21-30	@ Chicago Bears	(48,102)
11/25	L	21-56	@ Baltimore	(40,321)
12/2	L	13-30	@ Pittsburgh	(20,450)
12/9	W	21-7	BALTIMORE	(51,037)
12/16	W	49-21	GREEN BAY	(45,209)

	RAMS	OPP.
<b>First Downs</b> .....	227	224
Rushing .....	103	109
Passing .....	111	100
Penalty .....	13	15
<b>Total Net Yards</b> .....	4397	4106
Avg./Game .....	366.4	342.2
Total Plays .....	780	841
Avg./Play .....	5.2	4.9
<b>Net Yards Rushing</b> .....	1978	1944
Avg./Game .....	164.8	162.0
Total Rushes .....	384	473
<b>Net Yards Passing</b> .....	2419	2162
Avg./Game .....	201.6	180.2
Sacked-Yds. Lost .....	n/a-182	n/a-212
Gross Yards .....	2601	2374
Att-Comp-Int .....	329-170-28	290-156-18
Comp. % .....	51.7	53.8
<b>Punts/Avg.</b> .....	48-43.1	58-42.0
<b>Penalties/Yards</b> .....	57-583	62-512
<b>Fumbles/ Ball Lost</b> .....	32-18	13-8
<b>Touchdowns</b> .....	38	39
Rushing .....	15	21
Passing .....	18	17
Returns .....	5	1

Scoring	TD	Ru	Pa	Rt	PAT	FG	S	Pts
Richter	0	0	0	0	36-38	8-15	0	60
Boyd	7	0	0	0	0-0	0-0	0	42
Marconi	7	0	0	0	0-0	0-0	0	42
Hirsch	6	0	6	0	0-0	0-0	0	36
Clarke	4	0	4	0	0-0	0-0	0	24
Wade	3	3	0	0	0-0	0-0	0	18
Younger	3	3	0	0	0-0	0-0	0	18
Sherman	2	0	0	2	0-0	0-0	0	12
McFadin	1	0	0	1	0-0	1-4	0	9
Carey	1	0	1	0	0-0	0-0	0	6
Van Brocklin	1	1	0	0	0-0	0-0	0	6
Waller	1	1	0	0	0-0	0-0	0	6
Wilson	1	0	0	1	0-0	0-0	0	6
Whittenton	1	0	0	1	0-0	0-0	0	6
<b>Rams</b> .....	<b>38</b>	<b>15</b>	<b>18</b>	<b>5</b>	<b>36-38</b>	<b>9-19</b>	<b>0</b>	<b>291</b>
<b>Opponents</b> .....	<b>39</b>	<b>21</b>	<b>17</b>	<b>1</b>	<b>37-39</b>	<b>12-20</b>	<b>0</b>	<b>307</b>

Rushing	No.	Yds.	Avg.	LG	TD
Waller	83	543	6.5	46	1
Younger	114	518	4.5	33	3
Wilson	64	470	7.3	46	0
Marconi	75	298	4.0	23	7
Wade	26	93	3.6	33	3
Myers	6	33	5.5	12	0
Bukich	1	8	8.0	8	0
Van Brocklin	4	1	0.3	1	1
Boyd	1	-7	-7.0	7	0
<b>Rams</b> .....	<b>384</b>	<b>1978</b>	<b>5.2</b>	<b>46</b>	<b>15</b>
<b>Opponents</b> .....	<b>473</b>	<b>1944</b>	<b>4.1</b>	<b>n/a</b>	<b>21</b>

Receiving	No.	Yds.	Avg.	LG	TD
Clarke	36	650	18.1	60t	4
Hirsch	35	603	17.2	76t	6
Boyd	30	586	19.5	61t	7
Younger	18	268	14.9	54	0
Marconi	12	70	5.8	31	0
Miller	11	129	11.7	21	0
Waller	9	76	8.4	16	0
Wilson	6	86	14.3	34	0
Carey	5	60	12.0	18	1
Fears	5	49	9.8	18	0
<b>Rams</b> .....	<b>170</b>	<b>2419</b>	<b>14.2</b>	<b>76</b>	<b>18</b>
<b>Opponents</b> .....	<b>150</b>	<b>2374</b>	<b>15.2</b>	<b>n/a</b>	<b>17</b>

Interceptions	No.	Yds.	Avg.	LG	TD
Sherman	4	122	30.5	95t	1
Cason	4	63	15.8	29	0
Whittenton	3	83	27.7	32	1
Pitts	3	22	7.3	16	0
Burroughs	2	9	4.5	9	0
Fournet	1	29	29.0	29	0
Shiver	1	0	0.0	0	0
<b>Rams</b> .....	<b>18</b>	<b>328</b>	<b>18.2</b>	<b>95t</b>	<b>2</b>
<b>Opponents</b> .....	<b>28</b>	<b>331</b>	<b>11.8</b>	<b>n/a</b>	<b>0</b>

Punting	No.	Yds.	Avg.	LG	Bk.
Van Brocklin	48	2070	43.1	72	0
<b>Rams</b> .....	<b>48</b>	<b>2070</b>	<b>43.1</b>	<b>72</b>	<b>0</b>
<b>Opponents</b> .....	<b>58</b>	<b>2435</b>	<b>42.0</b>	<b>n/a</b>	<b>n/a</b>

Punt Returns	No.	Yds.	Avg.	LG	TD
Sherman	12	100	8.3	76t	1
Waller	14	65	4.6	15	0
Whittenton	10	21	2.1	10	0
Quinlan	4	41	10.3	n/a	0
Wilson	2	0	0.0	0	0
Myers	1	26	26.0	26	0
<b>Rams</b> .....	<b>43</b>	<b>253</b>	<b>5.9</b>	<b>76t</b>	<b>1</b>
<b>Opponents</b> .....	<b>31</b>	<b>342</b>	<b>11.0</b>	<b>n/a</b>	<b>0</b>

Kickoff Returns	No.	Yds.	Avg.	LG	TD
Wilson	15	477	31.8	103t	1
Waller	11	276	25.1	40	0
Whittenton	4	85	21.3	27	0
Boyd	4	62	15.5	23	0
Myers	3	57	19.0	21	0
Quinlan	3	37	12.3	n/a	0
Toogood	1	13	13.0	13	0
Richter	1	4	4.0	4	0
Panfil	1	0	0.0	0	0
Putnam	1	0	0.0	0	0
<b>Rams</b> .....	<b>44</b>	<b>1011</b>	<b>23.0</b>	<b>103t</b>	<b>1</b>
<b>Opponents</b> .....	<b>52</b>	<b>1068</b>	<b>20.5</b>	<b>n/a</b>	<b>1</b>

Passing	Att.	Comp.	Yds.	Pct.	Yds./Att.	TD	TD%	Int.	Int%	LG	Sack-Lost	Rating
Wade	178	91	1461	51.1	8.21	10	5.6	13	7.3	76t	n/a	67.2
Van Brocklin	124	68	966	54.8	7.79	7	5.6	12	9.7	58t	n/a	59.5
Bukich	23	10	130	43.5	5.65	1	4.3	3	13.0	34	n/a	36.8
Waller	3	1	44	33.3	14.67	0	0.0	0	0.0	44	n/a	81.9
Wilson	1	0	0	0.0	0.00	0	0.0	0	0.0	0	n/a	39.6
<b>Rams</b> .....	<b>329</b>	<b>170</b>	<b>2419</b>	<b>51.7</b>	<b>7.35</b>	<b>17</b>	<b>5.5</b>	<b>28</b>	<b>8.5</b>	<b>76t</b>	<b>n/a-182</b>	<b>58.6</b>
<b>Opponents</b> .....	<b>290</b>	<b>156</b>	<b>2374</b>	<b>53.8</b>	<b>8.18</b>	<b>17</b>	<b>5.9</b>	<b>18</b>	<b>6.2</b>	<b>n/a</b>	<b>n/a-212</b>	<b>74.7</b>

# 1955 (8-3-1) 1ST, WESTERN CONF. COACH: SID GILLMAN

DATE	W/L	Score	Opponent	Attend.
9/25	W	23-14	@ San Francisco	(60,100)
10/2	W	27-26	PITTSBURGH	(45,816)
10/9	W	17-10	@ Detroit	(54,836)
10/16	L	28-30	@ Green Bay	(26,960)
10/23	W	24-13	DETROIT	(68,690)
10/30	L	20-31	CHICAGO BEARS	(69,587)
11/6	W	27-14	SAN FRANCISCO	(85,302)
11/13	L	3-24	@ Chicago Bears	(50,187)
11/20	T	17-17	@ Baltimore	(41,186)
11/27	W	23-21	@ Philadelphia	(31,648)
12/4	W	20-14	BALTIMORE	(37,024)
12/11	W	31-17	GREEN BAY	(90,535)
12/26*	L	14-38	CLEVELAND	(85,693)

\* NFL Championship

RAMS		OPP.
First Downs	233	245
Rushing	118	95
Passing	103	122
Penalty	12	28
<b>Total Net Yards</b>	<b>4004</b>	<b>3933</b>
Avg./Game	333.7	327.8
Total Plays	887	847
Avg./Play	4.3	4.6
<b>Net Yards Rushing</b>	<b>1943</b>	<b>1624</b>
Avg./Game	161.9	135.3
Total Rushes	451	423
<b>Net Yards Passing</b>	<b>2061</b>	<b>2309</b>
Avg./Game	171.8	192.4
Sacked-Yds. Lost	n/a-145	n/a-209
Gross Yards	2206	2518
Att-Comp-Int	344-175-18	351-193-31
Comp. %	50.9	55.0
Punts/Avg.	60-44.6	56-42.4
Penalties/Yards	64-612	50-430
Fumbles/ Ball Lost	23-10	20-15
Touchdowns	31	29
Rushing	17	10
Passing	9	18
Returns	5	1

Scoring	TD	Ru	Pa	Rt	PAT	FG	S	Pts
Richter	0	0	0	0	30-31	13-24	0	69
Waller	8	7	1	0	0-0	0-0	0	48
Younger	5	5	0	0	0-0	0-0	0	30
Boyd	3	0	3	0	0-0	0-0	0	18
Towler	3	3	0	0	0-0	0-0	0	18
Hirsch	2	0	2	0	0-0	0-0	0	12
Fears	2	0	2	0	0-0	0-3	0	12
Robustelli	2	0	0	2	0-0	0-0	0	12
Taylor	2	0	1	1	0-0	0-0	0	12
Quinlan	1	0	0	1	0-0	0-0	0	6
Morris	1	1	0	0	0-0	0-0	0	6
McCormick	1	1	0	0	0-0	0-0	0	6
Cason	1	0	0	1	0-0	0-0	0	6
McFadin	0	0	0	0	0-0	1-5	0	3
Griffin	0	0	0	0	0-0	0-0	1	2
<b>Rams</b>	<b>31</b>	<b>17</b>	<b>9</b>	<b>5</b>	<b>30-31</b>	<b>14-32</b>	<b>1</b>	<b>258</b>
<b>Opponents</b>	<b>29</b>	<b>10</b>	<b>18</b>	<b>1</b>	<b>127-n/a</b>	<b>10-n/a</b>	<b>0</b>	<b>231</b>

Passing	Att.	Comp.	Yds.	Pct.	Yds./Att.
Van Brocklin	272	144	1890	52.9	6.95
Wade	71	31	316	43.7	4.45
Waller	1	0	0	0.0	0.00
<b>Rams</b>	<b>344</b>	<b>175</b>	<b>2206</b>	<b>50.9</b>	<b>5.99</b>
<b>Opponents</b>	<b>351</b>	<b>193</b>	<b>2518</b>	<b>55.0</b>	<b>7.17</b>

Rushing	No.	Yds.	Avg.	LG	TD
Waller	151	716	4.7	55	7
Younger	138	644	4.7	54	5
Morris	40	148	3.7	22	1
Towler	43	137	3.2	14	3
Taylor	26	95	3.7	13	0
Quinlan	15	70	4.7	12	0
McCormick	16	66	4.1	14	1
Wade	11	43	3.9	14	0
Van Brocklin	11	24	2.2	9	0
<b>Rams</b>	<b>451</b>	<b>1943</b>	<b>4.3</b>	<b>55</b>	<b>17</b>
<b>Opponents</b>	<b>423</b>	<b>1624</b>	<b>3.8</b>	<b>n/a</b>	<b>10</b>

Receiving	No.	Yds.	Avg.	LG	TD
Fears	44	569	12.9	31	2
Hirsch	25	460	18.4	72t	2
Waller	24	228	9.5	30	1
Boyd	22	383	17.4	74t	3
Quinlan	19	245	12.9	46	0
Lewis	19	199	10.5	19	0
Taylor	7	47	6.7	17	1
Younger	6	51	8.5	13	0
Towler	6	25	4.2	11	0
McCormick	3	-1	0.3	4	0
<b>Rams</b>	<b>175</b>	<b>2206</b>	<b>11.8</b>	<b>74t</b>	<b>9</b>
<b>Opponents</b>	<b>193</b>	<b>2518</b>	<b>13.0</b>	<b>n/a</b>	<b>9</b>

Interceptions	No.	Yds.	Avg.	LG	TD
Sherman	11	101	9.2	36	0
Burroughs	9	103	11.4	34	0
Cason	5	41	8.2	25t	1
Taylor	2	55	27.5	55t	1
Richter	2	23	11.5	20	0
Griffin	1	20	20.0	20	0
Robustelli	1	10	10.0	10t	1
<b>Rams</b>	<b>31</b>	<b>353</b>	<b>11.4</b>	<b>55t</b>	<b>3</b>
<b>Opponents</b>	<b>18</b>	<b>338</b>	<b>18.8</b>	<b>n/a</b>	<b>0</b>

Punting	No.	Yds.	Avg.	LG	Blk.
Van Brocklin	60	2676	44.6	61	0
<b>Rams</b>	<b>60</b>	<b>2676</b>	<b>44.6</b>	<b>61</b>	<b>0</b>
<b>Opponents</b>	<b>56</b>	<b>2373</b>	<b>42.4</b>	<b>n/a</b>	<b>n/a</b>

Punt Returns	No.	Yds.	Avg.	LG	TD
Lewis	29	105	3.6	22	0
Waller	14	60	4.3	21	0
Quinlan	1	55	55.0	55t	1
Ellena	0	9	9.0	9	0
<b>Rams</b>	<b>44</b>	<b>229</b>	<b>5.2</b>	<b>55t</b>	<b>1</b>
<b>Opponents</b>	<b>41</b>	<b>264</b>	<b>6.4</b>	<b>n/a</b>	<b>0</b>

Kickoff Returns	No.	Yds.	Avg.	LG	TD
Lewis	20	450	22.5	32	0
Waller	17	461	27.1	39	0
McCormick	2	42	21.0	23	0
Lipscomb	2	32	16.0	17	0
Hauser	2	17	8.5	17	0
Toogood	1	11	11.0	11	0
<b>Rams</b>	<b>44</b>	<b>1013</b>	<b>23.0</b>	<b>39</b>	<b>0</b>
<b>Opponents</b>	<b>35</b>	<b>690</b>	<b>19.7</b>	<b>n/a</b>	<b>0</b>

TD	TD%	Int.	Int%	LG	Sack-Lost	Rating
8	3.1	15	5.7	74t	n/a	64.3
1	1.4	3	4.2	20	n/a	44.1
0	0.0	0	0.0	25	n/a	39.6
9	2.6	18	5.2	74t	n/a-145	58.1
18	2.6	31	8.8	n/a	n/a-209	49.5

# 1954 (6-5-1) 4TH, WESTERN CONF. COACH: HAMPTON POOL

DATE	W/L	Score	Opponent	Attend.
9/26	W	48-0	@ Baltimore	(36,215)
10/3	T	24-24	SAN FRANCISCO	(93,621)
10/10	L	3-21	@ Detroit	(55,008)
10/17	L	17-35	@ Green Bay	(17,465)
10/24	W	42-38	CHICAGO BEARS	(48,204)
10/31	L	24-27	DETROIT	(74,315)
11/7	W	42-34	@ San Francisco	(58,958)
11/14	W	28-17	CHICAGO CARDINALS	(40,786)
11/21	W	17-16	@ New York Giants	(27,077)
11/28	L	13-24	@ Chicago Bears	(32,338)
12/4	L	21-22	BALTIMORE	(30,821)
12/12	W	35-27	GREEN BAY	(38,839)

	RAMS	OPP.
<b>First Downs</b> .....	255	240
Rushing.....	115	92
Passing.....	125	129
Penalty.....	15	19
<b>Total Net Yards</b> .....	5187	4182
Avg./Game.....	432.3	348.5
Total Plays.....	813	845
Avg./Play.....	6.4	4.9
<b>Net Yards Rushing</b> .....	2140	1615
Avg./Game.....	178.3	134.6
Total Rushes.....	432	368
<b>Net Yards Passing</b> .....	3047	2567
Avg./Game.....	253.9	213.9
Sacked-Yds. Lost.....	n/a-133	n/a-130
Gross Yards.....	3180	2697
Att-Comp-Int.....	321-171-23	393-219-23
Comp. %.....	53.3	55.7
<b>Punts/Avg.</b> .....	44-42.6	58-43.0
<b>Penalties/Yards</b> .....	77-757	63-605
<b>Fumbles/ Ball Lost</b> .....	27-18	18-6
<b>Touchdowns</b> .....	41	34
Rushing.....	24	14
Passing.....	15	16
Returns.....	2	4

Scoring	TD	Ru	Pa	Rt	PAT	FG	S	Pts
Towler.....	11	11	0	0	0-0	0-0	0	66
Richter.....	0	0	0	0	38-38	8-15	0	62
Younger.....	8	8	0	0	0-0	0-0	0	48
Boyd.....	6	0	6	0	0-0	0-0	0	36
Quinlan.....	6	4	2	0	0-0	0-0	0	36
Fears.....	3	0	3	0	1-1	0-0	0	19
Hirsch.....	3	0	3	0	0-0	0-0	0	18
Dwyer.....	1	0	0	1	0-0	0-0	0	6
Lewis.....	1	0	0	1	0-0	0-0	0	6
Robustelli.....	1	0	1	0	0-0	0-0	0	6
Wade.....	1	1	0	0	0-0	0-0	0	6
Carey.....	0	0	0	0	2-2	1-1	0	5
<b>Rams</b> .....	<b>41</b>	<b>24</b>	<b>15</b>	<b>2</b>	<b>41-41</b>	<b>9-16</b>	<b>0</b>	<b>314</b>
<b>Opponents</b> .....	<b>34</b>	<b>14</b>	<b>16</b>	<b>4</b>	<b>33-34</b>	<b>16-26</b>	<b>0</b>	<b>285</b>

Rushing	No.	Yds.	Avg.	LG	TD
Younger.....	91	610	6.7	75t	8
Towler.....	149	599	4.0	24	11
Quinlan.....	82	490	6.0	35	4
Wade.....	28	190	6.8	35	1
McCormick.....	48	173	3.6	16	0
Lewis.....	26	72	2.8	18	0
Fears.....	1	10	10.0	10	0
Hirsch.....	1	6	6.0	5	0
Van Brocklin.....	6	-10	-1.7	5	0
<b>Rams</b> .....	<b>432</b>	<b>2140</b>	<b>5.0</b>	<b>75t</b>	<b>24</b>
<b>Opponents</b> .....	<b>368</b>	<b>1615</b>	<b>4.4</b>	<b>n/a</b>	<b>14</b>

Receiving	No.	Yds.	Avg.	LG	TD
Boyd.....	53	1212	22.9	80t	6
Fears.....	36	546	15.2	43	3
Hirsch.....	35	720	20.6	66	3
Quinlan.....	18	324	18.0	80t	2
Towler.....	10	127	12.7	36	0
Younger.....	8	76	9.5	21	0
Carey.....	5	49	9.8	13	0
McCormick.....	3	58	19.3	31	0
Lewis.....	2	19	9.5	12	0
Robustelli.....	1	49	49.0	49t	1
<b>Rams</b> .....	<b>171</b>	<b>3180</b>	<b>17.8</b>	<b>80t</b>	<b>15</b>
<b>Opponents</b> .....	<b>219</b>	<b>2697</b>	<b>11.7</b>	<b>n/a</b>	<b>16</b>

Interceptions	No.	Yds.	Avg.	LG	TD
Sherman.....	6	70	11.7	28	0
Doll.....	5	51	10.2	26	0
Dwyer.....	4	90	22.5	76t	1
Hughes.....	2	24	12.0	24	0
Richter.....	1	24	24.0	24	0
Hirsch.....	1	12	12.0	12	0
Toogood.....	1	3	3.0	3	0
Haynes.....	1	0	0.0	0	0
Miller.....	1	0	0.0	0	0
West.....	1	0	0.0	0	0
<b>Rams</b> .....	<b>23</b>	<b>274</b>	<b>11.9</b>	<b>76</b>	<b>1</b>
<b>Opponents</b> .....	<b>23</b>	<b>293</b>	<b>12.7</b>	<b>n/a</b>	<b>1</b>

Punting	No.	Yds.	Avg.	LG	Bk.
Van Brocklin.....	44	1874	42.6	61	0
<b>Rams</b> .....	<b>44</b>	<b>1874</b>	<b>42.6</b>	<b>61</b>	<b>0</b>
<b>Opponents</b> .....	<b>58</b>	<b>2492</b>	<b>43.0</b>	<b>n/a</b>	<b>n/a</b>

Punt Returns	No.	Yds.	Avg.	LG	TD
Lewis.....	22	82	3.7	16	0
McCormick.....	7	8	1.1	5	0
Sherman.....	6	89	14.8	50	0
Dwyer.....	6	18	3.0	7	0
Quinlan.....	1	4	4.0	4	0
Doll.....	1	0	0.0	0	0
Hughes.....	1	0	0.0	0	0
<b>Rams</b> .....	<b>44</b>	<b>201</b>	<b>4.6</b>	<b>50</b>	<b>0</b>
<b>Opponents</b> .....	<b>32</b>	<b>373</b>	<b>11.7</b>	<b>n/a</b>	<b>0</b>

Kickoff Returns	No.	Yds.	Avg.	LG	TD
Lewis.....	34	836	24.6	88t	1
Sherman.....	6	130	21.7	38	0
Quinlan.....	4	69	17.3	23	0
Dwyer.....	3	65	21.7	33	0
McCormick.....	3	49	16.3	22	0
Dahms.....	2	23	11.5	15	0
Putnam.....	1	13	13.0	13	0
Toogood.....	1	11	11.0	11	0
Lipscomb.....	1	6	6.0	6	0
Robustelli.....	1	0	0.0	0	0
<b>Rams</b> .....	<b>56</b>	<b>1202</b>	<b>21.5</b>	<b>88t</b>	<b>1</b>
<b>Opponents</b> .....	<b>46</b>	<b>1058</b>	<b>23.0</b>	<b>n/a</b>	<b>0</b>

Passing	Att.	Comp.	Yds.	Pct.	Yds./Att.	TD	TD%	Int.	Int%	LG	Sack-Lost	Rating
Van Brocklin.....	260	139	2637	53.5	10.14	13	5.0	21	8.1	80t	n/a	71.9
Wade.....	59	31	509	52.5	8.63	2	3.4	1	1.7	48	n/a	86.1
Quinlan.....	2	1	34	50.0	17.00	0	0.0	1	50.0	34	n/a	56.3
<b>Rams</b> .....	<b>321</b>	<b>171</b>	<b>3180</b>	<b>53.3</b>	<b>9.49</b>	<b>15</b>	<b>4.7</b>	<b>23</b>	<b>7.2</b>	<b>80t</b>	<b>n/a-133</b>	<b>73.5</b>
<b>Opponents</b> .....	<b>393</b>	<b>219</b>	<b>2697</b>	<b>55.7</b>	<b>6.86</b>	<b>16</b>	<b>4.1</b>	<b>23</b>	<b>5.9</b>	<b>n/a</b>	<b>n/a-130</b>	<b>66.3</b>

**1953 (8-3-1) 3RD, WESTERN CONF.**

**COACH: HAMPTON POOL**

DATE	W/L	Score	Opponent	Attend.
9/27	W	21-7	NEW YORK	(49,579)
10/4	L	30-31	@ San Francisco	(43,922)
10/11	W	38-20	@ Green Bay	(23,353)
10/18	W	31-19	@ Detroit	(55,772)
10/25	W	38-24	CHICAGO BEARS	(49,546)
11/1	W	37-34	DETROIT	(93,751)
11/8	L	27-31	SAN FRANCISCO	(85,865)
11/15	T	24-24	@ Chicago Cardinals	(26,674)
11/22	W	21-13	@ Baltimore	(27,268)
11/29	L	21-24	@ Chicago Bears	(31,626)
12/5	W	45-2	BALTIMORE	(26,656)
12/12	W	33-17	GREEN BAY	(23,069)

	RAMS	OPP.
<b>First Downs</b> .....	214	194
Rushing .....	105	91
Passing .....	104	92
Penalty .....	5	11
<b>Total Net Yards</b> .....	4713	3452
Avg./Game .....	392.8	287.7
Total Plays .....	835	839
Avg./Play .....	5.6	4.1
<b>Net Yards Rushing</b> .....	2148	1570
Avg./Game .....	179.0	130.8
Total Rushes .....	426	375
<b>Net Yards Passing</b> .....	2565	1882
Avg./Game .....	213.8	156.8
Sacked-Yds. Lost .....	n/a-107	n/a-299
Gross Yards .....	2672	2281
Att-Comp-Int .....	324-173-18	366-161-30
Comp. % .....	53.4	44.0
<b>Punts/Avg.</b> .....	60-42.2	75-40.5
<b>Penalties/Yards</b> .....	73-597	51-465
<b>Fumbles/ Ball Lost</b> .....	32-22	22-13
<b>Touchdowns</b> .....	48	29
Rushing .....	23	10
Passing .....	19	15
Returns .....	6	4

Scoring	TD	Ru	Pa	Rt	PAT	FG	S	Pts
Agajanian .....	0	0	0	0	36-37	10-24	0	66
Younger .....	9	8	1	0	0-0	0-0	0	54
Towler .....	8	7	1	0	0-0	0-0	0	48
Quinlan .....	6	4	2	0	0-0	0-0	0	36
Fears .....	4	0	4	0	5-6	1-1	0	32
Hirsch .....	4	0	4	0	4-5	0-0	0	28
Boyd .....	4	0	4	0	0-0	0-0	0	24
Myers .....	3	3	0	0	0-0	0-0	0	18
V. Smith .....	3	0	3	0	0-0	0-0	0	18
Lane .....	2	0	0	2	0-0	0-0	0	12
Lewis .....	2	0	0	2	0-0	0-0	0	12
Bukich .....	1	1	0	0	0-0	0-0	0	6
Dwyer .....	1	0	0	1	0-0	0-0	0	6
Rich .....	1	0	0	1	0-0	0-0	0	6
<b>Rams</b> .....	<b>48</b>	<b>23</b>	<b>19</b>	<b>6</b>	<b>45-48</b>	<b>11-25</b>	<b>0</b>	<b>366</b>
<b>Opponents</b> .....	<b>29</b>	<b>10</b>	<b>15</b>	<b>4</b>	<b>27-28</b>	<b>11-23</b>	<b>1</b>	<b>236</b>

Rushing	No.	Yds.	Avg.	LG	TD
Towler .....	152	879	5.8	73	7
Quinlan .....	97	705	7.3	74	4
Younger .....	84	350	4.2	39	8
Myers .....	40	124	3.1	31	3
McCormick .....	20	29	1.5	8	0
Bukich .....	14	28	2.0	17	1
V. Smith .....	8	26	3.3	21	0
Van Brocklin .....	8	11	1.4	6	0
Lewis .....	2	2	1.0	5	0
Hirsch .....	1	-6	-6.0	-6	0
<b>Rams</b> .....	<b>426</b>	<b>2148</b>	<b>5.0</b>	<b>74</b>	<b>23</b>
<b>Opponents</b> .....	<b>375</b>	<b>1570</b>	<b>4.2</b>	<b>n/a</b>	<b>10</b>

Receiving	No.	Yds.	Avg.	LG	TD
Hirsch .....	61	941	15.4	70	4
Boyd .....	24	548	22.8	70	4
Fears .....	23	278	12.1	31	4
Younger .....	20	259	13.0	48	1
Quinlan .....	17	260	15.3	59	2
Towler .....	11	125	11.4	49	1
V. Smith .....	6	151	25.2	54	3
McCormick .....	5	72	14.4	20	0
Myers .....	4	13	3.3	9	0
Hecker .....	2	25	12.5	16	0
<b>Rams</b> .....	<b>173</b>	<b>2672</b>	<b>15.4</b>	<b>70</b>	<b>19</b>
<b>Opponents</b> .....	<b>161</b>	<b>2281</b>	<b>14.3</b>	<b>n/a</b>	<b>15</b>

Interceptions	No.	Yds.	Avg.	LG	TD
Hecker .....	7	91	13.0	24	0
Lewis .....	7	87	12.4	45	1
Rich .....	3	95	31.7	53	1
Paul .....	3	50	16.7	32	0
Lane .....	3	9	3.0	8	0
Dwyer .....	2	31	15.5	31	1
Boyd .....	1	35	35.0	35	0
West .....	1	10	10.0	10	0
Svare .....	1	9	9.0	9	0
Toogood .....	1	0	0.0	0	0
McFadin .....	1	0	0.0	0	0
<b>Rams</b> .....	<b>30</b>	<b>417</b>	<b>13.9</b>	<b>53</b>	<b>3</b>
<b>Opponents</b> .....	<b>18</b>	<b>373</b>	<b>20.7</b>	<b>n/a</b>	<b>2</b>

Punting	No.	Yds.	Avg.	LG	Blk.
Van Brocklin .....	60	2529	42.2	57	0
<b>Rams</b> .....	<b>60</b>	<b>2529</b>	<b>42.2</b>	<b>57</b>	<b>0</b>
<b>Opponents</b> .....	<b>75</b>	<b>3036</b>	<b>40.5</b>	<b>n/a</b>	<b>n/a</b>

Punt Returns	No.	Yds.	Avg.	LG	TD
Lewis .....	35	267	7.6	78	1
V. Smith .....	12	30	2.5	21	0
Boyd .....	5	26	5.2	13	0
McCormick .....	2	2	1.0	2	0
Myers .....	1	1	1.0	1	0
<b>Rams</b> .....	<b>55</b>	<b>326</b>	<b>5.9</b>	<b>78</b>	<b>1</b>
<b>Opponents</b> .....	<b>45</b>	<b>356</b>	<b>7.9</b>	<b>n/a</b>	<b>0</b>

Kickoff Returns	No.	Yds.	Avg.	LG	TD
Lewis .....	32	830	25.9	69	0
McCormick .....	5	134	26.8	44	0
Boyd .....	3	42	14.0	21	0
V. Smith .....	2	44	22.0	26	0
Quinlan .....	2	38	19.0	22	0
Younger .....	1	24	24.0	24	0
Toogood .....	1	19	19.0	19	0
McFadin .....	1	5	5.0	5	0
H. Thompson .....	1	0	0.0	0	0
<b>Rams</b> .....	<b>48</b>	<b>1136</b>	<b>23.7</b>	<b>69</b>	<b>0</b>
<b>Opponents</b> .....	<b>59</b>	<b>1600</b>	<b>27.1</b>	<b>n/a</b>	<b>0</b>

Passing	Att.	Comp.	Yds.	Pct.	Yds./Att.	TD	TD%	Int.	Int%	LG	Sack-Lost	Rating
Van Brocklin .....	286	156	2393	54.5	8.37	19	6.6	14	4.9	70	n/a	84.1
Bukich .....	32	14	169	43.8	5.28	0	0.0	3	9.4	30	n/a	21.0
Quinlan .....	4	2	60	50.0	15.00	0	0.0	1	25.0	40	n/a	56.3
V. Smith .....	2	1	50	50.0	25.00	0	0.0	0	0.0	50	n/a	95.8
<b>Rams</b> .....	<b>324</b>	<b>173</b>	<b>2672</b>	<b>53.4</b>	<b>7.92</b>	<b>19</b>	<b>5.9</b>	<b>18</b>	<b>5.6</b>	<b>70</b>	<b>n/a-107</b>	<b>77.3</b>
<b>Opponents</b> .....	<b>366</b>	<b>161</b>	<b>2281</b>	<b>44.0</b>	<b>6.23</b>	<b>15</b>	<b>4.1</b>	<b>30</b>	<b>8.2</b>	<b>n/a</b>	<b>n/a-399</b>	<b>44.2</b>

# 1952 (9-3) 2ND, WESTERN CONF. COACH: JOE STYDAHAR (1) HAMPTON POOL (11)

DATE	W/L	Score	Opponent	Attend.
9/28	L	7-37	@ Cleveland	(57,832)
10/3	L	14-17	DETROIT	(42,743)
10/12	W	30-28	@ Green Bay	(21,693)
10/19	L	16-24	@ Detroit	(40,152)
10/26	W	31-7	CHICAGO BEARS	(43,574)
11/2	W	42-20	DALLAS	(30,702)
11/9	W	27-6	@ Dallas	(10,000)
11/16	W	40-24	@ Chicago Bears	(40,737)
11/23	W	35-9	SAN FRANCISCO	(77,698)
11/30	W	34-21	@ San Francisco	(48,731)
12/7	W	45-27	GREEN BAY	(49,822)
12/14	W	28-14	PITTSBURGH	(74,130)
12/21*	L	21-31	@ Detroit	(47,645)

\* Conference Playoff

	RAMS	OPP.
<b>First Downs</b> .....	205	212
Rushing.....	92	93
Passing.....	102	97
Penalty.....	11	22
<b>Total Net Yards</b> .....	4249	3865
Avg./Game.....	354.0	322.1
Total Plays.....	870	924
Avg./Play.....	4.9	4.2
<b>Net Yards Rushing</b> .....	1811	1613
Avg./Game.....	150.9	134.4
Total Rushes.....	411	441
<b>Net Yards Passing</b> .....	2438	2252
Avg./Game.....	203.1	187.7
Sacked-Yds. Lost.....	n/a-146	n/a-369
Gross Yards.....	2584	2621
Att-Comp-Int.....	329-167-31	360-161-38
Comp. %.....	50.8	44.7
<b>Punts/Avg.</b> .....	59-42.8	66-42.8
<b>Penalties/Yards</b> .....	100-891	77-746
<b>Fumbles/ Ball Lost</b> .....	32-17	26-18
<b>Touchdowns</b> .....	45	31
Rushing.....	18	10
Passing.....	17	18
Returns.....	10	3

Scoring	TD	Ru	Pa	Rt	PAT	FG	S	Pts
Waterfield.....	1	0	0	44-45	11-18	0	83	
Towler.....	10	10	0	0-0	0-0	0	60	
V. Smith.....	6	3	3	0-0	0-0	0	36	
Fears.....	6	0	6	0-0	0-0	0	36	
Hirsch.....	4	0	4	0-0	0-0	0	24	
Quinlan.....	3	1	2	0-0	0-0	0	18	
Carey.....	2	0	1	1-0	0-0	0	12	
Lewis.....	2	0	0	2-0	0-0	0	12	
Dwyer.....	2	0	0	2-0	0-0	0	12	
Robustelli.....	2	0	0	2-0	0-0	0	12	
Lane.....	2	0	0	2-0	0-0	0	12	
Younger.....	1	1	0	0-0	0-0	0	6	
Myers.....	1	1	0	0-0	0-0	0	6	
Casner.....	1	0	0	1-0	0-0	0	6	
Rich.....	1	0	0	1-0	0-0	0	6	
Barry.....	1	0	1	0-0	0-1	0	6	
<b>Rams</b> .....	<b>45</b>	<b>18</b>	<b>17</b>	<b>10</b>	<b>44-45</b>	<b>11-19</b>	<b>0</b>	<b>349</b>
<b>Opponents</b> .....	<b>31</b>	<b>10</b>	<b>18</b>	<b>3</b>	<b>28-29</b>	<b>6-16</b>	<b>0</b>	<b>234</b>

Passing	Att.	Comp.	Yds.	Pct.	Yds./Att.
Van Brocklin.....	205	113	1736	55.1	8.47
Waterfield.....	109	51	655	46.8	6.01
Klosterman.....	10	3	47	30.0	4.70
Quinlan.....	4	0	0	0.0	0.00
V. Smith.....	1	0	0	0.0	0.00
<b>Rams</b> .....	<b>329</b>	<b>167</b>	<b>2438</b>	<b>50.8</b>	<b>6.97</b>
<b>Opponents</b> .....	<b>360</b>	<b>161</b>	<b>2621</b>	<b>44.7</b>	<b>7.28</b>

Rushing	No.	Yds.	Avg.	LG	TD
Towler.....	156	894	5.7	44	10
Younger.....	63	331	5.3	38	1
Quinlan.....	52	224	4.3	36	1
V. Smith.....	57	133	2.3	20	3
Lewis.....	19	114	6.0	51	0
Myers.....	27	82	3.0	14	1
J. Williams.....	11	65	5.9	26	0
Fears.....	1	0	0.0	0	0
Barry.....	2	-1	-0.5	4	0
Van Brocklin.....	7	-10	-1.4	9	0
Waterfield.....	9	-14	-1.6	19	1
Klosterman.....	1	-9	-9.0	-9	1
<b>Rams</b> .....	<b>411</b>	<b>1811</b>	<b>4.4</b>	<b>51</b>	<b>17</b>
<b>Opponents</b> .....	<b>441</b>	<b>1613</b>	<b>3.7</b>	<b>n/a</b>	<b>10</b>

Receiving	No.	Yds.	Avg.	LG	TD
Fears.....	48	600	12.5	36	6
Carey.....	36	539	15.0	61	1
Hirsch.....	25	590	23.6	84	4
V. Smith.....	16	254	15.9	56	3
Quinlan.....	14	265	18.9	80	2
Younger.....	12	73	6.1	12	0
Towler.....	11	68	6.2	13	0
Barry.....	2	43	21.5	25	1
Myers.....	2	1	0.5	3	0
Waterfield.....	1	5	5.0	5	0
<b>Rams</b> .....	<b>167</b>	<b>2438</b>	<b>14.6</b>	<b>84</b>	<b>17</b>
<b>Opponents</b> .....	<b>161</b>	<b>2621</b>	<b>16.3</b>	<b>n/a</b>	<b>18</b>

Interceptions	No.	Yds.	Avg.	LG	TD
Lane.....	14	298	21.3	80	2
Rich.....	8	201	25.1	97	1
Dwyer.....	4	48	12.0	23	0
J. Williams.....	4	41	10.3	22	0
Paul.....	2	40	20.0	30	0
Younger.....	2	0	0.0	0	0
Hecker.....	1	50	50.0	50	0
Lewis.....	1	20	20.0	20	0
Robustelli.....	1	14	14.0	14	1
Brink.....	1	0	0.0	0	0
<b>Rams</b> .....	<b>38</b>	<b>712</b>	<b>18.7</b>	<b>97</b>	<b>4</b>
<b>Opponents</b> .....	<b>31</b>	<b>518</b>	<b>16.7</b>	<b>n/a</b>	<b>3</b>

Punting	No.	Yds.	Avg.	LG	Blk.
Van Brocklin.....	29	1251	43.1	66	0
Waterfield.....	30	1275	42.5	59	0
<b>Rams</b> .....	<b>59</b>	<b>2526</b>	<b>42.8</b>	<b>66</b>	<b>0</b>
<b>Opponents</b> .....	<b>66</b>	<b>2827</b>	<b>42.8</b>	<b>n/a</b>	<b>n/a</b>

Punt Returns	No.	Yds.	Avg.	LG	TD
Lewis.....	19	351	18.5	82	2
Quinlan.....	14	167	11.9	38	0
J. Williams.....	1	9	9.0	9	0
Towler.....	1	0	0.0	0	0
Rich.....	1	0	0.0	0	0
V. Smith.....	2	0	0.0	0	0
<b>Rams</b> .....	<b>38</b>	<b>527</b>	<b>13.9</b>	<b>82</b>	<b>2</b>
<b>Opponents</b> .....	<b>22</b>	<b>178</b>	<b>8.1</b>	<b>n/a</b>	<b>0</b>

Kickoff Returns	No.	Yds.	Avg.	LG	TD
Quinlan.....	17	440	25.9	56	0
Lewis.....	16	345	21.6	47	0
V. Smith.....	5	158	31.6	55	0
Towler.....	1	9	9.0	9	0
West.....	1	0	0.0	0	0
Rams.....	40	967	24.2	56	0
<b>Opponents</b> .....	<b>48</b>	<b>1149</b>	<b>23.9</b>	<b>n/a</b>	<b>0</b>

TD	TD%	Int.	Int%	LG	Sack-Lost	Rating
14	6.8	17	8.3	84	n/a	71.5
3	2.8	11	11.0	63	n/a	35.7
0	0.0	3	30.0	30	n/a	7.1
0	0.0	0	0.0	0	n/a	39.6
0	0.0	0	0.0	0	n/a	39.6
<b>17</b>	<b>5.2</b>	<b>31</b>	<b>9.4</b>	<b>84</b>	<b>n/a-146</b>	<b>53.2</b>
<b>18</b>	<b>5.0</b>	<b>38</b>	<b>10.6</b>	<b>n/a</b>	<b>n/a-369</b>	<b>46.8</b>

# 1951 (8-4) 1ST, WESTERN CONF. COACH: JOE STYDAHAR

DATE	W/L	Score	Opponent	Attend.
9/28	W	54-14	@ New York Yankees	(30,315)
10/7	L	23-38	CLEVELAND	(67,186)
10/14	W	27-21	@ Detroit	(50,567)
10/21	W	28-0	@ Green Bay	(21,393)
10/28	L	17-44	@ San Francisco	(49,538)
11/4	W	23-16	SAN FRANCISCO	(54,346)
11/11	W	45-21	CHICAGO CARDINALS	(29,995)
11/18	W	48-21	NEW YORK YANKEES	(34,717)
11/25	L	21-31	@ Washington	(26,307)
12/2	W	42-17	@ Chicago Bears	(50,286)
12/9	L	22-24	DETROIT	(52,937)
12/16	W	42-14	GREEN BAY	(23,698)
12/23*	W	24-17	CLEVELAND	(57,522)

\* NFL Championship

	RAMS	OPP.
<b>First Downs</b> .....	272	231
Rushing.....	114	125
Passing.....	130	84
Penalty.....	28	22
<b>Total Net Yards</b> .....	5409	3879
Avg./Game.....	450.8	323.3
Total Plays.....	925	950
Avg./Play.....	5.8	4.1
<b>Net Yards Rushing</b> .....	2210	2206
Avg./Game.....	184.2	183.8
Total Rushes.....	426	478
<b>Net Yards Passing</b> .....	3199	1673
Avg./Game.....	266.6	139.4
Sacked-Yds. Lost.....	n/a-97	n/a-319
Gross Yards.....	3296	1992
Att-Comp-Int.....	373-189-22	329-140-19
Comp. %.....	50.7	42.6
<b>Punts/Avg.</b> .....	52-41.5	75-40.9
<b>Penalties/Yards</b> .....	94-813	107-1028
<b>Fumbles/ Ball Lost</b> .....	22-15	26-10
<b>Touchdowns</b> .....	51	35
Rushing.....	23	17
Passing.....	26	13
Returns.....	2	5

Scoring	TD	Ru	Pa	Rt	PAT	FG	S	Pts
Hirsch.....	17	0	17	0	0-1	0-0	0	102
Waterfield.....	3	3	0	0	41-43	13-23	0	98
Hoerner.....	7	6	1	0	0-0	0-0	0	42
Towler.....	6	6	0	0	0-0	0-0	0	36
Fears.....	3	0	3	0	6-7	0-0	0	24
J. Williams.....	4	3	0	1	0-0	0-0	0	24
V. Smith.....	2	1	1	0	0-0	0-0	0	12
Van Brocklin.....	2	2	0	0	0-0	0-0	0	12
G. Davis.....	2	1	1	0	0-0	0-0	0	12
Kalmanir.....	2	0	1	1	0-0	0-0	0	12
Younger.....	1	1	0	0	0-0	0-0	0	6
Hecker.....	1	0	1	0	0-0	0-1	0	6
Boyd.....	1	0	1	0	0-0	0-0	0	6
<b>Rams</b> .....	<b>51</b>	<b>23</b>	<b>26</b>	<b>2</b>	<b>47-51</b>	<b>13-24</b>	<b>0</b>	<b>392</b>
<b>Opponents</b> .....	<b>35</b>	<b>17</b>	<b>13</b>	<b>5</b>	<b>33-35</b>	<b>6-12</b>	<b>0</b>	<b>279</b>

Passing	Att.	Comp.	Yds.	Pct.	Yds./Att.	TD	TD%	Int.	Int%	LG	Sack-Lost	Rating
Waterfield.....	176	88	1566	50.0	8.90	13	7.4	10	5.9	91	n/a	81.8
Van Brocklin.....	194	100	1725	51.5	8.89	13	6.7	11	5.7	81	n/a	80.8
G. Davis.....	2	1	5	50.0	2.50	0	0.0	0	0.0	5	n/a	56.3
Keane.....	1	0	0	0.0	0.00	0	0.0	0	100.0	0	n/a	0.0
<b>Rams</b> .....	<b>373</b>	<b>189</b>	<b>3296</b>	<b>50.7</b>	<b>8.84</b>	<b>26</b>	<b>7.0</b>	<b>22</b>	<b>5.9</b>	<b>91</b>	<b>n/a-97</b>	<b>79.8</b>
<b>Opponents</b> .....	<b>329</b>	<b>140</b>	<b>1992</b>	<b>42.6</b>	<b>6.10</b>	<b>13</b>	<b>4.0</b>	<b>19</b>	<b>5.8</b>	<b>n/a</b>	<b>n/a-319</b>	<b>51.9</b>

Rushing	No.	Yds.	Avg.	LG	TD
Towler.....	126	854	6.8	79	6
Hoerner.....	94	569	6.1	43	6
Younger.....	36	223	6.2	24	1
G. Davis.....	64	200	3.1	23	1
V. Smith.....	52	143	2.8	31	1
J. Williams.....	21	106	5.0	32	2
Kalmanir.....	16	61	3.8	23	0
Waterfield.....	9	49	5.4	25	3
Hirsch.....	1	3	3.0	3	0
Van Brocklin.....	7	2	0.3	4	2
<b>Rams</b> .....	<b>426</b>	<b>2210</b>	<b>5.2</b>	<b>79</b>	<b>23</b>
<b>Opponents</b> .....	<b>478</b>	<b>2206</b>	<b>4.6</b>	<b>n/a</b>	<b>17</b>

Receiving	No.	Yds.	Avg.	LG	TD
Hirsch.....	66	1495	22.7	91	17
Fears.....	32	528	16.5	54	3
V. Smith.....	16	278	17.4	67	1
Towler.....	16	257	16.1	46	0
Keane.....	12	133	11.1	21	0
Boyd.....	9	128	14.2	28	1
Hoerner.....	8	102	12.8	21	1
G. Davis.....	8	90	11.3	21	1
Kalmanir.....	6	91	15.2	38	1
Younger.....	5	72	14.4	52	0
J. Williams.....	5	49	9.8	13	0
Hecker.....	4	35	8.8	20	1
M. Johnson.....	2	38	19.0	28	0
<b>Rams</b> .....	<b>189</b>	<b>3296</b>	<b>17.4</b>	<b>91</b>	<b>26</b>
<b>Opponents</b> .....	<b>140</b>	<b>1992</b>	<b>14.2</b>	<b>n/a</b>	<b>13</b>

Interceptions	No.	Yds.	Avg.	LG	TD
Hecker.....	3	74	24.7	36	0
J. Williams.....	3	53	17.7	21	1
Lewis.....	3	34	11.3	20	0
Rich.....	3	11	3.7	6	0
Boyd.....	2	3	1.5	3	0
Keane.....	2	2	1.0	2	0
Paul.....	1	16	16.0	16	0
Younger.....	1	0	0.0	0	0
Toogood.....	1	0	0.0	0	0
<b>Rams</b> .....	<b>19</b>	<b>193</b>	<b>10.2</b>	<b>36</b>	<b>1</b>
<b>Opponents</b> .....	<b>22</b>	<b>313</b>	<b>14.2</b>	<b>n/a</b>	<b>1</b>

Punting	No.	Yds.	Avg.	LG	Bk.
Van Brocklin.....	48	1992	41.5	62	1
Waterfield.....	4	166	41.5	52	0
<b>Rams</b> .....	<b>52</b>	<b>2158</b>	<b>41.5</b>	<b>62</b>	<b>1</b>
<b>Opponents</b> .....	<b>75</b>	<b>3064</b>	<b>40.9</b>	<b>n/a</b>	<b>n/a</b>

Punt Returns	No.	Yds.	Avg.	LG	TD
V. Smith.....	12	139	11.6	37	0
G. Davis.....	15	85	5.7	31	0
Kalmanir.....	5	86	17.2	67	1
J. Williams.....	4	22	5.5	11	0
Lewis.....	1	12	12.0	12	0
<b>Rams</b> .....	<b>37</b>	<b>344</b>	<b>9.3</b>	<b>67</b>	<b>1</b>
<b>Opponents</b> .....	<b>33</b>	<b>365</b>	<b>11.1</b>	<b>n/a</b>	<b>3</b>

Kickoff Returns	No.	Yds.	Avg.	LG	TD
G. Davis.....	9	179	19.9	33	0
V. Smith.....	15	274	18.3	26	0
J. Williams.....	6	133	22.2	28	0
Kalmanir.....	6	120	20.0	32	0
Lewis.....	4	67	16.8	24	0
Hoerner.....	1	22	22.0	22	0
Simensen.....	1	13	13.0	13	0
Towler.....	1	10	10.0	10	0
Collier.....	1	8	8.0	8	0
<b>Rams</b> .....	<b>44</b>	<b>826</b>	<b>18.8</b>	<b>36</b>	<b>0</b>
<b>Opponents</b> .....	<b>54</b>	<b>1478</b>	<b>27.2</b>	<b>n/a</b>	<b>0</b>

# 1950 (9-3) 1st, WESTERN CONF. COACH: JOE STYDAHR

DATE	W/L	Score	Opponent	Attend.
9/17	L	20-24	CHICAGO BEARS	(21,000)
9/22	W	45-28	NEW YORK YANKEES	(23,768)
10/1	W	35-14	@ San Francisco	(27,262)
10/8	L	20-56	@ Philadelphia	(24,134)
10/15	W	30-28	@ Detroit	(35,589)
10/22	W	70-27	BALTIMORE	(16,026)
10/29	W	65-24	DETROIT	(27,475)
11/5	W	28-21	SAN FRANCISCO	(33,234)
11/12	W	45-14	@ Green Bay (Mil.)	(20,456)
11/19	W	43-35	@ New York Yankees	(42,673)
11/26	L	14-24	@ Chicago Bears	(43,678)
12/3	W	51-14	GREEN BAY	(39,323)
12/17*	W	24-14	CHICAGO BEARS	(83,501)
12/24** L	28-30	@ Cleveland	(29,751)	

\* Conference Playoff  
\*\* NFL Championship

		RAMS	OPP.
First Downs		278	217
Rushing		112	113
Passing		142	88
Penalty		24	16
Total Net Yards		5240	4453
Avg./Game		436.7	371.1
Total Plays		992	950
Avg./Play		5.3	4.7
Net Yards Rushing		1711	1882
Avg./Game		142.6	156.8
Total Rushes		404	431
Net Yards Passing		3529	2279
Avg./Game		294.1	189.9
Sacked-Yds. Lost		n/a-180	n/a-297
Gross Yards		3709	2576
Att-Comp-Int		453-253-27	385-165-31
Comp. %		55.8	42.9
Punts/Avg.		63-40.5	72-39.3
Penalties/Yards		110-1038	93-859
Fumbles/ Ball Lost		30-17	31-15
Touchdowns		64	43
Rushing		28	12
Passing		31	26
Returns		5	5

Scoring	TD	Ru	Pa	Rt	PAT	FG	S	Pts
Waterfield	1	0	0	54-58	7-14	0	0	81
Hoerner	11	10	1	0	0-0	0-0	0	66
V. Smith	8	1	4	3	0-0	0-0	0	48
Hirsch	7	0	7	0	5-5	0-0	0	47
Fears	7	0	7	0	0-0	0-0	0	42
G. Davis	7	3	4	0	0-0	0-0	0	42
Towler	6	6	0	0	0-0	0-0	0	36
Boyd	4	0	4	0	0-0	0-0	0	24
J. Williams	2	1	1	0	0-0	0-0	0	12
Barry	2	2	0	0	0-0	0-0	0	12
Younger	2	2	0	0	0-0	0-0	0	12
Reinhard	1	0	1	0	0-0	0-0	0	6
Van Brocklin	1	1	0	0	0-0	0-0	0	6
Pasquariello	1	1	0	0	0-0	0-0	0	6
Keane	1	0	0	1	0-0	0-0	0	6
Lewis	1	0	0	1	0-0	0-0	0	6
Team	0	0	0	0	1-0	0-0	0	0
Rams	64	28	31	5	59-64	7-14	0	466
Opponents	43	12	26	5	42-43	3-13	0	309

Rushing	No.	Yds.	Avg.	LG	TD
G. Davis	88	416	4.7	55	3
Hoerner	95	381	4.0	64	10
V. Smith	51	250	4.0	25	1
Barry	50	231	3.4	28	2
Towler	46	130	2.8	34	6
J. Williams	13	108	8.3	38	1
Kalmanir	20	83	4.2	33	0
Van Brocklin	15	22	1.5	16	1
Pasquariello	7	31	4.4	14	1
Younger	8	28	3.5	6	2
Waterfield	8	14	1.8	13	1
Hirsch	2	19	9.5	15	0
Boyd	1	-2	-2.0	-2	0
Rams	404	1711	4.2	64	28
Opponents	431	1882	4.4	n/a	12

Receiving	No.	Yds.	Avg.	LG	TD
Fears	84	1116	13.3	53	7
G. Davis	42	592	14.1	50	4
Hirsch	42	687	16.4	58	7
Hoerner	26	446	17.2	48	1
V. Smith	16	279	17.4	67	4
Boyd	9	220	24.4	72	4
Towler	8	63	7.9	17	0
Barry	7	122	17.4	24	0
Kalmanir	5	58	11.6	41	1
Champagne	4	52	13.0	21	1
J. Williams	4	21	5.3	11	1
Smyth	2	10	5.0	6	0
Keane	1	19	19.0	19	0
Reinhard	1	11	11.0	11	1
Bouley	1	11	11.0	11	0
Pasquariello	1	2	2.0	2	0
Rams	253	3709	14.6	72	31
Opponents	165	2873	15.6	n/a	26

Interceptions	No.	Yds.	Avg.	LG	TD
Lewis	12	275	22.9	36	0
Keane	6	50	8.3	25	1
Hirsch	4	28	7.0	23	0
J. Williams	3	39	13.0	23	0
Paul	3	44	14.7	32	0
Vasicek	1	52	52.0	52	0
Naumetz	1	13	13.0	13	0
Sims	1	5	5.0	5	0
Huffman	0	6	-	6	0
Rams	31	512	16.5	52	1
Opponents	27	294	10.9	n/a	3

Punting	No.	Yds.	Avg.	LG	Bk.
Waterfield	52	2087	40.1	61	2
Van Brocklin	11	466	42.4	51	0
Rams	63	2553	40.5	61	2
Opponents	72	2833	39.3	n/a	n/a

Punt Returns	No.	Yds.	Avg.	LG	TD
V. Smith	22	218	9.9	30	0
Kalmanir	13	116	8.9	23	0
J. Williams	6	35	5.8	15	0
G. Davis	3	24	8.0	14	0
Lewis	1	0	0.0	0	0
Rams	45	393	8.7	30	0
Opponents	28	394	14.1	n/a	0

Kickoff Returns	No.	Yds.	Avg.	LG	TD
V. Smith	22	742	33.7	97	3
Kalmanir	13	358	27.5	44	0
G. Davis	8	167	20.9	29	0
Towler	5	47	9.4	15	0
Lewis	2	47	23.5	27	0
Vasicek	2	30	15.0	19	0
Finlay	2	14	7.0	13	0
Pasquariello	1	14	14.0	14	0
Stephenson	1	5	5.0	5	0
Rams	56	1424	25.4	97	3
Opponents	48	1411	29.4	n/a	2

Passing	Att.	Comp.	Yds.	Pct.	Yds./Att.	TD	TD%	Int.	Int%	LG	Sack-Lost	Rating
Van Brocklin	233	127	2061	54.5	8.85	18	7.7	14	6.0	58	n/a	85.1
Waterfield	213	122	1540	57.3	7.23	11	5.2	13	6.1	72	n/a	71.7
G. Davis	5	3	97	60.0	19.40	2	40.0	0	0.0	58	n/a	143.8
V. Smith	1	1	11	100.0	11.00	0	0.0	0	0.0	11	n/a	112.5
Hirsch	1	0	0	0.0	0.00	0	0.0	0	0.0	0	n/a	39.6
Rams	453	253	3709	55.8	8.18	31	6.8	27	6.0	72	n/a-180	80.7
Opponents	385	165	2873	42.9	7.46	26	6.8	31	8.1	n/a	n/a-297	57.9

HISTORY

# 1949 (8-2-2) 1ST, WESTERN CONF. COACH: CLARK SHAUGHNESSY

DATE	W/L	Score	Opponent	Attend.
9/23	W	27-24	DETROIT	(17,878)
10/2	W	48-7	@ Green Bay	(24,308)
10/9	W	31-6	@ Chicago Bears	(42,124)
10/16	W	21-10	@ Detroit	(19,839)
10/23	W	35-7	GREEN BAY	(37,546)
10/30	W	27-24	CHICAGO BEARS	(86,080)
11/6	L	14-38	@ Philadelphia	(38,230)
11/13	T	7-7	@ Pittsburgh	(20,510)
11/20	T	28-28	@ Chicago Cardinals	(34,100)
11/27	W	42-20	NEW YORK BULLDOGS	(38,052)
12/4	L	27-31	CHICAGO CARDINALS	(74,673)
12/11	W	53-27	WASHINGTON	(44,899)
12/18*	L	0-14	PHILADELPHIA	(27,980)

\* NFL Championship

	RAMS	OPP.
<b>First Downs</b> .....	245	213
Rushing.....	103	101
Passing.....	125	92
Penalty.....	17	20
<b>Total Net Yards</b> .....	4415	3490
Avg./Game.....	367.9	290.8
Total Plays.....	924	926
Avg./Play.....	4.8	3.8
<b>Net Yards Rushing</b> .....	1732	1679
Avg./Game.....	144.3	139.9
Total Rushes.....	445	472
<b>Net Yards Passing</b> .....	2674	1811
Avg./Game.....	222.8	150.9
Sacked-Yds. Lost.....	n/a-145	n/a-273
Gross Yards.....	2819	2084
Att-Comp-Int.....	366-192-27	335-144-30
Comp. %.....	52.5	43.0
<b>Punts/Avg.</b> .....	52-44.4	68-44.2
<b>Penalties/Yards</b> .....	83-795	72-676
<b>Fumbles/ Ball Lost</b> .....	29-18	30-18
<b>Touchdowns</b> .....	48	32
Rushing.....	17	14
Passing.....	23	16
Returns.....	8	2

Scoring	TD	Ru	Pa	Rt	PAT	FG	S	Pts
Waterfield.....	1	0	0	0	43-45	9-16	0	76
Fears.....	0	9	0	0	0-0	0-0	0	54
Hoerner.....	6	6	0	0	0-0	0-0	0	36
Hirsch.....	6	1	4	1	0-0	0-0	0	36
Shaw.....	6	0	6	0	0-0	0-0	0	36
Gehrke.....	5	2	2	1	2-3	0-1	0	32
V. Smith.....	4	2	1	1	0-0	0-0	0	24
J. Williams.....	4	3	0	1	0-0	0-0	0	24
Cowhig.....	2	1	0	1	0-0	0-0	0	12
Kalmanir.....	2	1	0	1	0-0	0-0	0	12
Currian.....	1	0	1	0	0-0	0-0	0	6
Hubbell.....	1	0	0	1	0-0	0-0	0	6
Sims.....	1	0	0	1	0-0	0-0	0	6
<b>Rams</b> .....	<b>48</b>	<b>17</b>	<b>23</b>	<b>8</b>	<b>45-48</b>	<b>9-17</b>	<b>0</b>	<b>360</b>
<b>Opponents</b> .....	<b>32</b>	<b>14</b>	<b>16</b>	<b>2</b>	<b>30-32</b>	<b>5-13</b>	<b>0</b>	<b>239</b>

Passing	Att.	Comp.	Yds.	Pct.	Yds./Att.	TD	TD%	Int.	Int%	LG	Sack-Lost	Rating
Waterfield.....	296	154	2168	52.0	7.32	17	5.7	24	8.1	71	n/a	61.3
Van Brocklin.....	58	32	601	55.2	10.36	6	10.3	2	3.4	51	n/a	111.4
Thomason.....	12	6	50	50.0	4.17	0	0.0	1	8.3	11	n/a	26.4
<b>Rams</b> .....	<b>366</b>	<b>192</b>	<b>2819</b>	<b>52.5</b>	<b>7.70</b>	<b>23</b>	<b>6.3</b>	<b>27</b>	<b>7.4</b>	<b>71</b>	<b>n/a-145</b>	<b>68.1</b>
<b>Opponents</b> .....	<b>335</b>	<b>144</b>	<b>2084</b>	<b>43.0</b>	<b>6.22</b>	<b>16</b>	<b>4.8</b>	<b>30</b>	<b>9.0</b>	<b>n/a</b>	<b>n/a-273</b>	<b>42.4</b>

Rushing	No.	Yds.	Avg.	LG	TD
Hoerner.....	155	582	3.8	37	6
Hirsch.....	68	287	4.2	51	1
Gehrke.....	58	203	3.5	53	2
Kalmanir.....	29	218	7.5	51	1
Younger.....	52	191	3.7	16	0
V. Smith.....	40	112	2.9	26	2
J. Williams.....	19	103	5.4	18	3
Cowhig.....	10	32	3.2	8	1
Agler.....	4	7	1.8	4	0
Waterfield.....	5	-4	-0.8	5	1
Van Brocklin.....	4	-1	-0.3	2	0
Fears.....	1	-3	-3.0	-3	0
<b>Rams</b> .....	<b>445</b>	<b>1732</b>	<b>3.9</b>	<b>53</b>	<b>17</b>
<b>Opponents</b> .....	<b>472</b>	<b>1679</b>	<b>3.6</b>	<b>n/a</b>	<b>14</b>

Receiving	No.	Yds.	Avg.	LG	TD
Fears.....	77	1013	13.2	51	9
Shaw.....	29	535	18.4	71	6
Hirsch.....	22	326	14.8	48	4
Hoerner.....	17	213	12.5	29	0
Gehrke.....	9	140	15.6	42	2
Younger.....	7	119	17.0	33	0
J. Williams.....	7	102	14.6	42	0
V. Smith.....	5	63	12.6	24	1
Keane.....	4	70	17.5	44	0
Zilly.....	3	35	11.7	14	0
Currian.....	3	78	26.0	40	1
Hubbell.....	3	32	10.7	12	0
Huffman.....	2	36	18.0	23	0
Kalmanir.....	2	36	18.0	23	0
Smyth.....	2	21	10.5	14	0
<b>Rams</b> .....	<b>192</b>	<b>2819</b>	<b>14.7</b>	<b>71</b>	<b>23</b>
<b>Opponents</b> .....	<b>144</b>	<b>2084</b>	<b>14.5</b>	<b>n/a</b>	<b>16</b>

Interceptions	No.	Yds.	Avg.	LG	TD
Sims.....	9	78	8.7	27	1
J. Williams.....	5	42	8.4	25	1
Currian.....	5	31	6.2	16	0
Cowhig.....	4	62	15.5	26	1
Hirsch.....	2	55	27.5	32	0
Lazetich.....	2	47	23.5	29	0
Paul.....	2	23	11.5	19	0
Hubbell.....	1	21	21.0	21	1
<b>Rams</b> .....	<b>30</b>	<b>359</b>	<b>12.0</b>	<b>32</b>	<b>4</b>
<b>Opponents</b> .....	<b>27</b>	<b>229</b>	<b>8.5</b>	<b>n/a</b>	<b>1</b>

Punting	No.	Yds.	Avg.	LG	Blk.
Waterfield.....	49	2177	44.4	61	1
Van Brocklin.....	2	91	45.5	46	0
Hoerner.....	1	43	43.0	43	0
<b>Rams</b> .....	<b>52</b>	<b>2311</b>	<b>44.4</b>	<b>61</b>	<b>1</b>
<b>Opponents</b> .....	<b>68</b>	<b>3005</b>	<b>44.2</b>	<b>n/a</b>	<b>n/a</b>

Punt Returns	No.	Yds.	Avg.	LG	TD
V. Smith.....	27	427	15.8	85	1
Kalmanir.....	14	164	11.7	62	1
J. Williams.....	2	33	16.5	20	0
<b>Rams</b> .....	<b>43</b>	<b>624</b>	<b>14.5</b>	<b>85</b>	<b>2</b>
<b>Opponents</b> .....	<b>26</b>	<b>215</b>	<b>8.3</b>	<b>n/a</b>	<b>0</b>

Kickoff Returns	No.	Yds.	Avg.	LG	TD
Kalmanir.....	18	403	22.4	57	0
V. Smith.....	13	235	18.1	31	0
Paul.....	2	32	16.0	20	0
Cowhig.....	2	20	10.0	10	0
Dean.....	1	0	0.0	0	0
Zilly.....	1	0	0.0	0	0
<b>Rams</b> .....	<b>37</b>	<b>690</b>	<b>18.6</b>	<b>57</b>	<b>0</b>
<b>Opponents</b> .....	<b>55</b>	<b>1144</b>	<b>20.8</b>	<b>n/a</b>	<b>0</b>

# 1948 (6-5-1) 3RD, WESTERN CONF. COACH: CLARK SHAUGHNESSY

DATE	W/L	Score	Opponent	Attend.
9/22	W	44-7	DETROIT	(12,941)
10/3	T	28-28	PHILADELPHIA	(36,884)
10/10	L	21-42	@ Chicago Bears	(43,707)
10/17	L	0-16	@ Green Bay	(25,119)
10/24	W	34-27	@ Detroit	(17,444)
10/31	L	22-27	CHICAGO CARDINALS	(32,149)
11/7	L	6-21	CHICAGO BEARS	(56,263)
11/14	W	52-37	@ New York Giants	(22,766)
11/21	L	24-27	@ Chicago Cardinals	(29,031)
11/28	W	24-10	GREEN BAY	(23,874)
12/5	W	41-13	@ Washington	(32,970)
12/12	W	31-14	PITTSBURGH	(27,967)

	RAMS	OPP.
<b>First Downs</b> .....	239	204
Rushing.....	100	90
Passing.....	123	97
Penalty.....	16	17
<b>Total Yards</b> .....	4576	3794
Avg./Game.....	381.3	316.2
Total Plays.....	943	879
Avg./Play.....	4.9	4.3
<b>Net Yards Rushing</b> .....	1743	1570
Avg./Game.....	145.3	130.8
Total Rushes.....	427	441
<b>Gross Yards Passing</b> .....	2748	2143
Avg./Game.....	229.0	178.6
Att-Comp-Int.....	395-201-25	309-164-19
Comp. %.....	50.9	53.1
<b>Punts/Punt Avg.</b> .....	63-41.8	77-41.0
<b>Penalties/Yards</b> .....	98-859	77-719
<b>Fumbles/ Ball Lost</b> .....	32-17	42-24
<b>Touchdowns</b> .....	45	36
Rushing.....	15	13
Passing.....	28	20
Returns.....	2	3

Scoring	TD	Ru	Pa	Rt	PAT	FG	S	Pts
Waterfield.....	0	0	0	0	38-44	6-11	0	56
Hickey.....	7	0	7	0	0-0	0-0	0	42
Hoerner.....	6	4	2	0	0-0	0-0	0	36
Fears.....	5	0	4	1	0-0	0-0	0	30
Hoffman.....	5	4	1	0	0-0	0-0	0	30
Currian.....	4	1	3	0	0-0	0-0	0	24
Zilly.....	4	0	4	0	0-0	0-0	0	24
Gehrke.....	3	1	1	1	1-1	0-0	0	19
Washington.....	3	2	1	0	0-0	0-0	0	18
Cowhig.....	2	2	0	0	0-0	0-0	0	12
Keane.....	2	0	2	0	0-0	0-0	0	12
Horvath.....	1	1	0	0	0-0	0-0	0	6
Hubbell.....	1	0	1	0	0-0	0-0	0	6
Magnani.....	1	0	1	0	0-0	0-0	0	6
Smyth.....	1	0	1	0	0-0	0-0	0	6
<b>Rams</b> .....	<b>45</b>	<b>13</b>	<b>28</b>	<b>2</b>	<b>39-45</b>	<b>6-11</b>	<b>0</b>	<b>327</b>
<b>Opponents</b> .....	<b>36</b>	<b>13</b>	<b>20</b>	<b>3</b>	<b>33-36</b>	<b>6-11</b>	<b>1</b>	<b>269</b>

Passing	Att.	Comp.	Yds.	Pct.	Yds./Att.	TD	TD%	Int.	Int%	LG	Rating
Hardy.....	211	112	1390	53.1	6.59	10	6.6	7	3.3	66	82.1
Waterfield.....	180	87	1354	48.3	7.52	14	7.8	18	10.0	80	60.0
Rickards.....	2	2	4	100.0	2.00	0	0.0	0	0.0	3	79.2
Gehrke.....	1	0	0	0.0	0.00	0	0.0	0	0.0	0	39.6
B. Smith.....	1	0	0	0.0	0.00	0	0.0	0	0.0	0	39.6
Washington.....	1	0	0	0.0	0.00	0	0.0	0	0.0	0	39.6
<b>Rams</b> .....	<b>395</b>	<b>201</b>	<b>2748</b>	<b>50.9</b>	<b>6.96</b>	<b>28</b>	<b>7.1</b>	<b>25</b>	<b>6.3</b>	<b>80</b>	<b>70.7</b>
<b>Opponents</b> .....	<b>309</b>	<b>164</b>	<b>2143</b>	<b>53.1</b>	<b>6.94</b>	<b>20</b>	<b>6.5</b>	<b>19</b>	<b>6.1</b>	<b>n/a</b>	<b>81.2</b>

Rushing	No.	Yds.	Avg.	LG	TD
Hoerner.....	76	354	4.7	23	4
Washington.....	57	301	5.3	31	2
Gehrke.....	56	246	4.4	24	2
Cowhig.....	46	206	4.5	14	2
Magnani.....	38	144	3.8	15	0
Horvath.....	30	118	3.9	19	0
Banta.....	32	105	3.3	14	0
Hoffman.....	22	68	3.0	20	4
B. Smith.....	18	59	3.3	8	0
Agler.....	11	41	3.7	12	0
Corn.....	8	27	2.5	6	0
Rickards.....	2	21	10.5	11	0
Keane.....	7	16	2.3	3	0
Hardy.....	5	14	2.8	9	0
Waterfield.....	7	12	1.7	10	0
Fears.....	2	8	4.0	8	0
DeFruller.....	3	4	1.3	4	0
Mello.....	7	3	0.4	4	0
Brink.....	1	-3	-3.0	-3	0
Currian.....	1	-4	-4.0	-4	0
<b>Rams</b> .....	<b>427</b>	<b>1743</b>	<b>4.1</b>	<b>31</b>	<b>13</b>
<b>Opponents</b> .....	<b>441</b>	<b>1570</b>	<b>3.6</b>	<b>n/a</b>	<b>13</b>

Receiving	No.	Yds.	Avg.	LG	TD
Fears.....	51	698	13.7	80	4
Hickey.....	30	509	17.0	69	7
Hoerner.....	18	227	12.6	45	2
Gehrke.....	16	173	10.8	34	1
Zilly.....	13	169	13.0	30	4
Currian.....	12	218	18.2	58	3
Keane.....	11	195	17.7	57	2
Hubbell.....	10	134	13.4	48	1
Washington.....	6	104	17.3	43	1
Smyth.....	6	111	18.5	31	1
Horvath.....	4	42	10.5	19	0
Brink.....	4	36	9.0	18	0
Banta.....	4	34	8.5	14	0
B. Smith.....	4	29	7.3	10	0
Hoffman.....	3	28	9.3	13	1
Magnani.....	3	28	9.3	16	1
Cowhig.....	2	18	6.0	9	0
Mello.....	1	17	17.0	17	0
Bouley.....	1	15	15.0	15	0
<b>Rams</b> .....	<b>201</b>	<b>2748</b>	<b>13.7</b>	<b>80</b>	<b>28</b>
<b>Opponents</b> .....	<b>164</b>	<b>2143</b>	<b>13.1</b>	<b>n/a</b>	<b>20</b>

Interceptions	No.	Yds.	Avg.	LG	TD
Naumetz.....	4	75	18.8	68	0
Waterfield.....	4	8	2.0	5	0
Washington.....	2	45	22.5	40	0
Fears.....	2	37	18.5	35	1
Gehrke.....	2	29	14.5	21	0
Horvath.....	2	14	7.0	9	0
Cowhig.....	1	9	9.0	9	0
Hoerner.....	1	6	6.0	6	0
Dean.....	1	0	0.0	0	0
<b>Rams</b> .....	<b>19</b>	<b>223</b>	<b>11.7</b>	<b>68</b>	<b>1</b>
<b>Opponents</b> .....	<b>25</b>	<b>311</b>	<b>12.4</b>	<b>n/a</b>	<b>3</b>

Punting	No.	Yds.	Avg.	LG	Blik.
Waterfield.....	43	1833	42.6	88	0
Banta.....	17	639	37.6	55	0
Hardy.....	15	503	33.5	77	0
<b>Rams</b> .....	<b>63</b>	<b>2633</b>	<b>41.8</b>	<b>88</b>	<b>0</b>
<b>Opponents</b> .....	<b>77</b>	<b>3155</b>	<b>41.0</b>	<b>n/a</b>	<b>n/a</b>

Punt Returns	No.	Yds.	Avg.	LG	TD
Horvath.....	13	203	15.6	27	0
Gehrke.....	19	217	11.4	48	0
Corn.....	4	49	12.3	22	0
Banta.....	1	14	14.0	14	0
Washington.....	1	12	12.0	12	0
B. Smith.....	1	10	10.0	10	0
Hoerner.....	1	6	6.0	6	0
Cowhig.....	1	3	3.0	3	0
<b>Rams</b> .....	<b>41</b>	<b>514</b>	<b>12.5</b>	<b>48</b>	<b>0</b>
<b>Opponents</b> .....	<b>32</b>	<b>445</b>	<b>13.9</b>	<b>n/a</b>	<b>1</b>

Kickoff Returns	No.	Yds.	Avg.	LG	TD
Gehrke.....	17	464	27.3	92	0
Banta.....	6	119	19.8	28	0
Corn.....	5	112	22.4	22	0
Magnani.....	3	49	16.3	22	0
Washington.....	2	54	27.0	33	0
Hoerner.....	2	35	17.5	20	0
Horvath.....	2	31	15.5	16	0
Hoffman.....	2	19	9.5	10	0
Bouley.....	1	8	8.0	8	0
Cowhig.....	1	3	3.0	3	0
Sparkman.....	1	0	0.0	0	0
<b>Rams</b> .....	<b>42</b>	<b>894</b>	<b>21.3</b>	<b>92</b>	<b>1</b>
<b>Opponents</b> .....	<b>53</b>	<b>1177</b>	<b>22.2</b>	<b>n/a</b>	<b>1</b>

HISTORY

# 1947 (6-6) 4TH, WESTERN CONF. COACH: BOB SNYDER

DATE	W/L	Score	Opponent	Attend.
9/29	W	48-7	@ Pittsburgh	(35,658)
10/5	L	14-17	@ Green Bay	(31,613)
10/12	W	27-13	@ Detroit	(42,955)
10/19	W	27-7	CHICAGO CARDINALS	(69,631)
10/26	L	7-14	@ Philadelphia	(36,364)
11/2	L	10-17	@ Chicago Cardinals	(40,075)
11/9	L	16-27	BOSTON	(19,715)
11/16	L	21-41	CHICAGO BEARS	(36,702)
11/23	W	28-17	DETROIT	(17,693)
11/30	L	10-30	GREEN BAY	(31,080)
12/7	W	17-14	@ Chicago Bears	(34,215)
12/14	W	34-10	NEW YORK GIANTS	(24,050)

	No.	Yds.	Avg.	LG	TD
<b>Rushing</b>					
Washington	60	444	7.4	92	5
Harmon	60	306	5.1	32	1
Gehrke	59	304	5.2	29	0
Banta	42	193	4.6	23	1
Magnani	48	178	3.7	27	0
West	42	162	3.9	21	2
Hoffman	42	159	3.8	20	3
Hoerner	30	124	4.1	23	2
Bleeker	23	111	4.8	35	0
Cowhig	25	104	4.2	21	0
Horvath	18	68	3.8	25	0
Bagarus	3	15	5.0	10	0
Waterfield	3	6	2.0	4	1
Wilson	3	3	1.0	4	0
Hardy	3	6	-2.0	7	0
<b>Rams</b>	<b>459</b>	<b>2171</b>	<b>4.7</b>	<b>92</b>	<b>15</b>
<b>Opponents</b>	<b>453</b>	<b>1544</b>	<b>3.4</b>	<b>n/a</b>	<b>12</b>

	RAMS	OPP.
<b>First Downs</b>	206	209
Rushing	112	99
Passing	82	93
Penalty	12	17
<b>Total Yards</b>	3831	3659
Avg./Game	191.6	304.9
Total Plays	887	881
Avg./Play	4.3	3.5
<b>Net Yards Rushing</b>	2171	1544
Avg./Game	180.9	128.7
Total Rushes	459	453
<b>Gross Yards Passing</b>	1660	2059
Avg./Game	138.3	171.6
Att-Comp-Int	293-123-28	306-145-24
Comp. %	42.0	47.4
<b>Punts/Avg.</b>	72-40.1	76-41.1
<b>Penalties/Yards</b>	87-80.0	76-76.1
<b>Fumbles/Ball Lost</b>	33-20	34-24
<b>Touchdowns</b>	34	29
Rushing	15	12
Passing	13	14
Returns	6	3

	No.	Yds.	Avg.	LG	TD
<b>Receiving</b>					
Benton	35	511	14.6	43	6
Banta	14	198	14.1	64	0
Hickey	12	196	16.3	42	2
Hamilton	12	193	16.1	39	1
Pritko	10	101	10.1	20	0
Zilly	7	75	10.7	19	0
Gehrke	6	19	3.2	11	0
Harmon	5	89	17.8	33	1
Magnani	4	57	14.3	20	0
Washington	3	40	13.3	21	0
Horvath	3	29	9.7	14	0
Smyth	3	26	8.7	11	0
Hubbell	2	60	30.0	45	2
Hoffman	2	22	11.0	12	0
Waterfield	2	14	7.0	16	0
Hoerner	2	20	20.0	20	0
Bouley	1	15	15.0	15	0
Wilson	1	5	-5.0	-5	0
<b>Rams</b>	<b>123</b>	<b>1660</b>	<b>13.5</b>	<b>64</b>	<b>13</b>
<b>Opponents</b>	<b>145</b>	<b>2059</b>	<b>14.2</b>	<b>n/a</b>	<b>14</b>

Scoring	TD	Ru	Pa	Rt	PAT	FG	S	Pts
Waterfield	1	1	0	0	27-30	7-16	0	54
Benton	6	0	6	0	0-0	0-0	0	36
Washington	5	5	0	0	0-0	0-0	0	30
Harmon	4	1	1	2	0-0	0-0	0	24
Hoffman	3	3	0	0	0-0	0-0	0	18
Gehrke	1	0	0	1	4-4	1-1	0	13
West	2	2	0	0	0-0	0-0	0	12
Hickey	2	0	2	0	0-0	0-0	0	12
Hoerner	2	2	0	0	0-0	0-0	0	12
Hubbell	2	0	2	0	0-0	0-0	0	12
Bouley	1	0	0	1	0-0	0-0	0	6
Bleeker	1	0	0	1	0-0	0-0	0	6
Hamilton	1	0	1	0	0-0	0-0	0	6
Banta	1	1	0	0	0-0	0-0	0	6
Huffman	1	0	0	1	0-0	0-0	0	6
Magnani	1	0	1	0	0-0	0-0	0	6
<b>Rams</b>	<b>34</b>	<b>15</b>	<b>13</b>	<b>6</b>	<b>31-34</b>	<b>8-17</b>	<b>0</b>	<b>259</b>
<b>Opponents</b>	<b>29</b>	<b>12</b>	<b>14</b>	<b>3</b>	<b>26-29</b>	<b>4-6</b>	<b>1</b>	<b>214</b>

	No.	Yds.	Avg.	LG	TD
<b>Interceptions</b>					
Harmon	8	136	17.0	36	1
Waterfield	5	56	11.2	35	0
Banta	2	13	6.5	13	0
Bagarus	1	31	31.0	31	0
West	1	24	24.0	24	0
Hoffman	1	14	14.0	14	0
Naumetz	1	9	9.0	9	0
Matheson	1	5	5.0	5	0
Cowhig	1	0	0.0	0	0
Gehrke	1	0	0.0	0	0
Marlin	1	0	0.0	0	0
Bleeker	1	0	0.0	0	0
<b>Rams</b>	<b>24</b>	<b>288</b>	<b>12.0</b>	<b>36</b>	<b>1</b>
<b>Opponents</b>	<b>28</b>	<b>487</b>	<b>17.4</b>	<b>n/a</b>	<b>1</b>

	No.	Yds.	Avg.	LG	Bk.
<b>Punting</b>					
Waterfield	59	2500	42.4	86	1
Hardy	10	263	26.3	45	0
Banta	3	125	41.7	45	0
<b>Rams</b>	<b>72</b>	<b>2888</b>	<b>40.1</b>	<b>86</b>	<b>1</b>
<b>Opponents</b>	<b>67</b>	<b>3119</b>	<b>46.1</b>	<b>n/a</b>	<b>0</b>

	No.	Yds.	Avg.	LG	TD
<b>Punt Returns</b>					
Harmon	27	392	14.5	88	1
Gehrke	4	112	28.0	66	1
Horvath	4	29	7.2	15	0
Washington	3	44	14.7	23	0
Banta	2	19	9.5	15	0
Bagarus	2	18	9.0	13	0
Bouley	1	24	24.0	24	0
Waterfield	1	2	2.0	2	0
<b>Rams</b>	<b>44</b>	<b>640</b>	<b>14.5</b>	<b>88</b>	<b>2</b>
<b>Opponents</b>	<b>29</b>	<b>352</b>	<b>12.1</b>	<b>n/a</b>	<b>1</b>

	Att.	Comp.	Yds.	Pct.	Yds./Att.	TD	TD%	Int.	Int%	LG	Rating
Waterfield	221	96	1210	43.4	5.48	8	3.6	18	8.1	45	39.2
Hardy	57	23	388	40.4	6.81	5	9.8	7	12.3	64	53.7
Washington	5	2	14	40.0	2.80	0	0.0	1	20.0	18	8.3
Harmon	3	1	11	33.3	10.33	0	0.0	0	0.0	31	72.9
Ksionyak	7	1	17	14.3	2.43	0	0.0	2	28.6	17	0.0
<b>Rams</b>	<b>293</b>	<b>123</b>	<b>1660</b>	<b>42.0</b>	<b>5.46</b>	<b>13</b>	<b>4.4</b>	<b>28</b>	<b>9.6</b>	<b>64</b>	<b>35.9</b>
<b>Opponents</b>	<b>306</b>	<b>145</b>	<b>2059</b>	<b>47.4</b>	<b>6.73</b>	<b>14</b>	<b>4.6</b>	<b>24</b>	<b>7.8</b>	<b>n/a</b>	<b>52.2</b>

	No.	Yds.	Avg.	LG	TD
<b>Kickoff Returns</b>					
Harmon	9	208	23.1	34	0
Magnani	6	186	31.0	75	0
Horvath	3	58	19.3	25	0
Bleeker	3	50	16.7	20	0
Washington	2	52	26.0	27	0
Banta	2	50	25.0	31	0
Cowhig	2	29	14.5	16	0
Gehrke	2	29	14.5	21	0
West	1	21	21.0	21	0
Hoffman	1	12	12.0	12	0
Bagarus	1	11	11.0	11	0
Hamilton	1	10	10.0	10	0
Zilly	1	10	10.0	10	0
Lazetich	1	1	1.0	1	0
Naumetz	1	0	0.0	0	0
<b>Rams</b>	<b>36</b>	<b>727</b>	<b>20.2</b>	<b>75</b>	<b>0</b>
<b>Opponents</b>	<b>47</b>	<b>1002</b>	<b>21.3</b>	<b>n/a</b>	<b>0</b>

HISTORY

# 1946 (6-4-1) 2ND, WESTERN CONF.

COACH: ADAM WALSH

DATE	W/L	Score	Opponent	Attend.
9/29	L	14-25	PHILADELPHIA	(30,500)
10/6	W	21-17	@ Green Bay	(27,049)
10/13	T	28-28	@ Chicago Bears	(44,211)
10/20	W	35-14	DETROIT	(27,928)
10/27	L	10-34	@ Chicago Cardinals	(38,180)
11/3	W	41-20	@ Detroit	(34,447)
11/10	L	21-27	CHICAGO BEARS	(68,831)
11/17	W	17-14	CHICAGO CARDINALS	(38,271)
11/24	L	21-40	@ Boston	(23,689)
12/5	W	31-21	@ New York Giants	(47,366)
12/8	W	38-17	GREEN BAY	(46,838)

RAMS		OPP.
First Downs	.....214	170
Rushing	.....102	76
Passing	.....91	75
Penalty	.....21	19
Total Yards	.....3793	3525
Avg./Game	.....344.8	320.0
Total Plays	.....786	729
Avg./Play	.....4.8	4.8
Net Yards Rushing	.....1683	1325
Avg./Game	.....153.0	210.4
Total Rushes	.....404	402
Gross Yards Passing	.....2080	2154
Avg./Game	.....189.1	195.8
Att-Comp-Int	.....326-153-24	265-112-23
Comp. %	.....46.5	42.3
Punts/Avg.	.....45-44.4	51-40.4
Penalties/Yards	.....80-764	89-702
Fumbles/ Ball Lost	.....31-20	35-15
Touchdowns	.....37	35
Rushing	.....14	13
Passing	.....19	21
Returns	.....4	1

Scoring	TD	Ru	Pa	Rt	PAT	FG	S	Pts
Waterfield	.....1	1	0	0	37-37	6-9	0	61
Benton	.....6	0	6	0	0-0	0-0	0	36
Gehrke	.....5	3	2	0	0-0	0-0	0	30
Harmon	.....5	2	2	1	0-0	0-0	0	30
Hickey	.....3	0	3	0	0-0	0-0	0	18
Holovak	.....3	3	0	0	0-0	0-0	0	18
Hoffman	.....3	3	0	0	0-0	0-0	0	18
Shaw	.....3	0	2	1	0-0	0-0	0	18
Pritko	.....2	0	2	0	0-0	0-0	0	12
Banta	.....1	0	1	0	0-0	0-0	0	6
Farmer	.....1	1	0	0	0-0	0-0	0	6
Washington	.....1	1	0	0	0-0	0-0	0	6
Levy	.....1	0	0	1	0-0	0-0	0	6
West	.....1	0	0	1	0-0	0-0	0	6
Wilson	.....1	0	1	0	0-0	0-0	0	6
Rams	.....37	14	19	4	37-37	6-9	0	277
Opponents	.....35	13	21	1	30-n/a	5-n/a	1	257

Rushing	No.	Yds.	Avg.	LG	TD
Gehrke	.....71	371	5.2	53	3
Harmon	.....47	236	5.0	84	2
West	.....40	226	5.7	72	0
Holovak	.....55	211	3.8	22	0
Banta	.....44	209	4.7	25	0
Hoffman	.....42	162	3.8	19	0
Wilson	.....19	120	6.3	35	0
Washington	.....23	114	5.0	19	1
Farmer	.....28	90	3.2	17	1
Sucic	.....7	18	2.7	9	0
Ruthstrom	.....2	-4	-2.0	1	0
Hardy	.....10	-10	-1.0	6	0
Waterfield	.....16	-60	-3.8	6	1
Rams	.....404	1683	4.1	84	14
Opponents	.....402	1325	3.3	n/a	13

Receiving	No.	Yds.	Avg.	LG	TD
Benton	.....63	981	15.5	57	6
Pritko	.....18	185	10.3	29	2
Gehrke	.....11	83	7.6	21	2
Harmon	.....10	199	19.9	45	2
Hickey	.....8	213	26.6	60	3
Hamilton	.....8	92	11.4	16	0
Banta	.....8	81	10.1	32	1
Washington	.....6	83	13.8	20	0
Farmer	.....6	17	2.8	13	0
Shaw	.....4	63	15.7	28	2
Strode	.....4	37	9.2	19	0
Wilson	.....3	30	10.0	15	1
Holovak	.....2	6	3.0	8	0
Ruthstrom	.....1	9	9.0	9	0
Sucic	.....1	1	1.0	1	0
Rams	.....153	2080	13.6	60	19
Opponents	.....112	2154	19.2	n/a	21

Interceptions	No.	Yds.	Avg.	LG	TD
Waterfield	.....5	72	14.4	28	0
Maltheson	.....4	11	2.8	7	0
Harmon	.....3	97	32.3	85	1
Gehrke	.....3	63	21.0	41	0
Banta	.....2	44	22.0	39	0
Wilson	.....1	32	32.0	32	0
Hardy	.....1	14	14.0	14	0
Harmon	.....1	8	8.0	8	0
Fawcett	.....1	5	5.0	5	0
Naumetz	.....1	1	1.0	1	0
Lear	.....1	0	0.0	0	0
Rams	.....23	376	16.3	85	1
Opponents	.....24	386	16.1	n/a	0

Punting	No.	Yds.	Avg.	LG	Bk.
Waterfield	.....39	1743	44.6	65	0
Hardy	.....5	209	41.8	47	0
Banta	.....1	44	44.0	44	0
Rams	.....45	1996	44.4	65	0
Opponents	.....51	2060	40.4	n/a	n/a

Punt Returns	No.	Yds.	Avg.	LG	TD
Gehrke	.....8	59	7.3	20	0
Wilson	.....5	99	19.8	70	0
Harmon	.....5	57	11.4	21	0
Farmer	.....4	40	10.0	13	0
Banta	.....2	26	13.0	24	0
Waterfield	.....1	12	12.0	12	0
Ruthstrom	.....1	2	2.0	2	0
Rams	.....26	295	11.3	70	0
Opponents	.....27	350	12.9	n/a	0

Kickoff Returns	No.	Yds.	Avg.	LG	TD
Gehrke	.....8	186	23.2	28	0
Wilson	.....6	145	24.1	68	0
Banta	.....8	142	17.7	33	0
Harmon	.....6	134	22.3	31	0
Farmer	.....4	129	32.2	92	0
West	.....4	49	12.3	19	0
Washington	.....2	39	19.5	24	0
Shaw	.....1	52	52.0	52	1
Sucic	.....1	20	20.0	20	0
Holovak	.....1	18	18.0	18	0
Hickey	.....1	14	14.0	14	0
Strode	.....1	6	6.0	6	0
Rams	.....43	887	20.6	92	1
Opponents	.....52	1301	25.0	n/a	1

Passing	Att.	Comp.	Yds.	Pct.	Yds./Att.	TD	TD%	Int.	Int%	LG	Rating
Waterfield	.....251	127	1747	50.5	6.96	18	7.2	17	6.8	57	68.9
Hardy	.....64	24	285	37.5	4.45	2	3.1	7	10.9	60	22.7
Gehrke	.....1	1	29	100.0	29.00	0	0.0	0	0.0	29	118.8
Washington	.....8	1	19	12.5	2.38	0	0.0	0	0.0	19	39.6
Farmer	.....2	0	0	0.0	0.00	0	0.0	0	0.0	0	39.6
Rams	.....326	153	2080	46.9	6.38	20	6.1	24	7.4	60	57.6
Opponents	.....265	112	2154	42.3	8.13	21	7.9	23	8.7	n/a	61.4

# 1945 (9-1) 1st, WESTERN DIVISION

## COACH: ADAM WALSH

DATE	W/L	Score	Opponent	Attend.
9/30	W	21-0	CHICAGO CARDINALS	(10,872)
10/7	W	17-0	CHICAGO BEARS	(19,580)
10/14	W	27-14	@ Green Bay	(24,607)
10/21	W	41-21	@ Chicago Bears	(28,273)
10/28	L	14-28	@ Philadelphia	(38,149)
11/4	W	21-17	@ New York	(46,219)
11/11	W	20-7	GREEN BAY	(28,686)
11/18	W	35-21	@ Chicago Cardinals	(18,000)
11/22	W	38-21	@ Detroit	(40,017)
12/2	W	20-7	BOSTON	(18,470)
12/16*	W	15-14	WASHINGTON	(32,178)

\* NFL Championship

	RAMS	OPP.
<b>First Downs</b> .....	137	129
Rushing.....	68	67
Passing.....	60	51
Penalty.....	9	11
<b>Total Yards</b> .....	3546	2520
Avg./Game.....	354.6	252.0
Total Plays.....	621	658
Avg./Play.....	5.7	3.8
<b>Net Yards Rushing</b> .....	1714	1026
Avg./Game.....	171.4	102.6
Total Rushes.....	372	349
<b>Gross Yards Passing</b> .....	1767	1463
Avg./Game.....	176.7	146.3
Att-Comp-Int.....	199-99-20	253-99-28
Comp. %.....	49.7	39.1
<b>Punts/Avg.</b> .....	47-40.1	52-36.4
<b>Penalties/Yards</b> .....	67-593	43-391
<b>Fumbles/Ball Lost</b> .....	34-18	31-15
<b>Touchdowns</b> .....	35	19
Rushing.....	19	10
Passing.....	16	9
Returns.....	0	0

Scoring	TD	Ru	Pa	Rt	PAT	FG	S	Pts
Waterfield.....	5	5	0	0	31-35	1-3	0	64
Benton.....	8	0	8	0	0-0	0-0	0	48
Gehrke.....	8	7	1	0	0-0	0-0	0	48
Colella.....	4	2	2	0	0-0	0-0	0	24
Greenwood.....	4	4	0	0	0-0	0-0	0	24
Pritko.....	4	0	4	0	0-0	0-0	0	24
Gillette.....	1	1	0	0	0-0	0-0	0	6
H. Jones.....	1	0	1	0	0-0	0-0	0	6
<b>Rams</b> .....	<b>35</b>	<b>19</b>	<b>16</b>	<b>0</b>	<b>31-35</b>	<b>1-3</b>	<b>0</b>	<b>224</b>
<b>Opponents</b> .....	<b>19</b>	<b>10</b>	<b>9</b>	<b>0</b>	<b>19-19</b>	<b>1-4</b>	<b>0</b>	<b>136</b>

Rushing	No.	Yds.	Avg.	LG	TD
Gehrke.....	74	467	6.3	72t	7
Gillette.....	63	390	6.1	52	1
Greenwood.....	101	376	3.7	35	4
Colella.....	46	224	4.8	30	2
Koch.....	12	101	8.4	32	0
Ruthstrom.....	10	74	7.4	34	0
West.....	19	45	2.3	9	0
Waterfield.....	18	18	1.0	16t	5
H. Jones.....	8	15	1.8	5	0
Zirinsky.....	3	3	1.0	2	0
Worden.....	4	3	0.8	7	0
Jacobs.....	2	0	0.0	0	0
Reisz.....	12	-2	-0.1	16	0
<b>Rams</b> .....	<b>372</b>	<b>1714</b>	<b>4.6</b>	<b>72t</b>	<b>19</b>
<b>Opponents</b> .....	<b>349</b>	<b>1026</b>	<b>2.9</b>	<b>n/a</b>	<b>10</b>

Receiving	No.	Yds.	Avg.	LG	TD
Benton.....	45	1067	23.7	84t	8
Pritko.....	19	255	13.4	35	4
Gehrke.....	8	90	11.2	23	1
Colella.....	7	64	9.1	20	2
Gillette.....	6	48	8.0	15	0
Hickey.....	4	76	19.0	33	0
Hamilton.....	4	50	12.5	14	0
Greenwood.....	3	72	24.0	42	0
H. Jones.....	2	36	18.0	44t	1
Reisz.....	1	11	11.0	11	0
West.....	1	-2	-2.0	-2	0
<b>Rams</b> .....	<b>99</b>	<b>1767</b>	<b>17.8</b>	<b>84t</b>	<b>16</b>
<b>Opponents</b> .....	<b>99</b>	<b>1463</b>	<b>14.8</b>	<b>n/a</b>	<b>9</b>

Interceptions	No.	Yds.	Avg.	LG	TD
Waterfield.....	6	92	15.3	29	0
Scarry.....	4	32	8.0	18	0
Gehrke.....	4	16	4.0	14	0
Gillette.....	4	8	2.0	4	0
H. Jones.....	2	73	36.5	53	0
Reisz.....	2	55	27.5	55	0
Matheson.....	2	49	24.5	45	0
Ruthstrom.....	1	46	46.0	46	0
Harding.....	1	16	16.0	16	0
Liles.....	1	6	6.0	6	0
Winkler.....	1	5	5.0	5	0
<b>Rams</b> .....	<b>28</b>	<b>398</b>	<b>14.2</b>	<b>55</b>	<b>0</b>
<b>Opponents</b> .....	<b>20</b>	<b>353</b>	<b>17.7</b>	<b>n/a</b>	<b>0</b>

Punting	No.	Yds.	Avg.	LG	BkL.
Waterfield.....	39	1601	40.7	68	1
Reisz.....	7	241	34.4	51	0
Jacobs.....	1	43	43.0	43	0
<b>Rams</b> .....	<b>47</b>	<b>1885</b>	<b>40.1</b>	<b>68</b>	<b>1</b>
<b>Opponents</b> .....	<b>52</b>	<b>1893</b>	<b>36.4</b>	<b>n/a</b>	<b>n/a</b>

Punt Returns	No.	Yds.	Avg.	LG	TD
Gehrke.....	8	120	15.0	49	0
Reisz.....	8	78	9.7	15	0
Gillette.....	7	53	7.5	20	0
Ruthstrom.....	3	47	15.7	23	0
Waterfield.....	2	34	17.0	18	0
Colella.....	1	10	10.0	10	0
Jacobs.....	1	6	6.0	6	0
Matheson.....	1	5	5.0	5	0
<b>Rams</b> .....	<b>31</b>	<b>353</b>	<b>11.3</b>	<b>49</b>	<b>0</b>
<b>Opponents</b> .....	<b>28</b>	<b>333</b>	<b>11.9</b>	<b>n/a</b>	<b>0</b>

Kickoff Returns	No.	Yds.	Avg.	LG	TD
Gehrke.....	9	173	19.2	30	0
Greenwood.....	5	106	21.2	30	0
Gillette.....	4	66	16.5	20	0
Colella.....	3	79	29.7	30	0
Benton.....	3	16	5.3	10	0
Koch.....	1	7	7.0	7	0
Shaw.....	1	1	1.0	1	0
<b>Rams</b> .....	<b>26</b>	<b>438</b>	<b>16.8</b>	<b>30</b>	<b>0</b>
<b>Opponents</b> .....	<b>45</b>	<b>923</b>	<b>20.5</b>	<b>n/a</b>	<b>0</b>

Passing	Att.	Comp.	Yds.	Pct.	Yds./Att.	TD	TD%	Int.	Int%	LG	Rating
Waterfield.....	171	88	1609	51.4	9.41	14	8.2	16	9.4	84t	72.5
Reisz.....	21	8	146	38.0	6.95	1	4.8	3	14.3	44t	39.1
Jacobs.....	5	3	12	60.0	2.40	0	0.0	0	0.0	11	64.6
Colella.....	1	0	0	0.0	0.00	0	0.0	0	0.0	0	39.6
Nemeth.....	1	0	0	0.0	0.00	0	0.0	0	0.0	0	39.6
<b>Rams</b> .....	<b>199</b>	<b>99</b>	<b>1767</b>	<b>49.7</b>	<b>8.88</b>	<b>16</b>	<b>8.0</b>	<b>20</b>	<b>10.1</b>	<b>84t</b>	<b>67.8</b>
<b>Opponents</b> .....	<b>253</b>	<b>99</b>	<b>1463</b>	<b>39.1</b>	<b>5.78</b>	<b>9</b>	<b>3.6</b>	<b>28</b>	<b>11.1</b>	<b>n/a</b>	<b>31.1</b>

HISTORY

# 1944 (4-6) 4TH, WESTERN DIVISION

# COACH: ALDO (BUFF) DONELLI

DATE	W/L	Score	Opponent	Attend.
9/24	W	30-28	@ Card.-Pitt. (Pitt.)	(20,698)
10/8	W	19-7	CHICAGO BEARS	(15,750)
10/15	W	20-17	@ Detroit	(21,115)
10/22	L	21-30	@ Green Bay	(18,780)
10/29	L	21-28	@ Chicago Bears	(23,644)
11/5	L	10-14	@ Washington	(35,540)
11/12	L	7-42	GREEN BAY	(17,166)
11/19	W	33-6	@ Card.-Pitt. (Chi.)	(2,910)
11/26	L	14-26	DETROIT	(7,462)
12/10	L	13-26	@ Philadelphia	(24,123)

	RAMS	OPP.
<b>First Downs</b> .....	104	116
Rushing .....	51	69
Passing .....	43	41
Penalty .....	10	6
<b>Total Yards</b> .....	2388	2887
Avg./Game .....	238.8	288.7
Total Plays .....	630	641
Avg./Play .....	3.8	4.5
<b>Net Yards Rushing</b> .....	1141	1412
Avg./Game .....	114.1	141.2
Total Rushes .....	358	387
<b>Gross Yards Passing</b> .....	1261	1434
Avg./Game .....	126.1	143.4
Alt-Comp-Int .....	208-85-26	206-87-27
Comp. % .....	40.9	42.3
<b>Punts/Avg.</b> .....	57-38.7	55-38.5
<b>Penalties/Yards</b> .....	64-441	77-627
<b>Fumbles/ Ball Lost</b> .....	28-15	27-10
<b>Touchdowns</b> .....	26	32
Rushing .....	13	16
Passing .....	13	16
Returns .....	0	0

Scoring	TD	Ru	Pa	Rt	PAT	FG	S	Pts
Zontini .....	4	3	1	0	14-16	3-6	0	47
Benton .....	7	1	6	0	0-0	0-0	0	42
Colella .....	3	2	1	0	0-0	1-1	0	21
Pritko .....	3	0	3	0	0-0	0-0	0	18
Gillette .....	2	2	0	0	0-0	0-0	0	12
Reisz .....	2	2	0	0	0-0	0-0	0	12
West .....	1	1	0	0	6-8	0-0	0	12
Hamilton .....	1	0	1	0	0-0	0-0	0	6
H. Jones .....	1	1	0	0	0-0	0-0	0	6
Kabealo .....	1	1	0	0	0-0	0-0	0	6
Bernard .....	1	0	1	0	0-0	0-0	0	6
Petchel .....	1	0	1	0	0-0	0-0	0	6
<b>Rams</b> .....	26	13	13	0	20-26	4-7	0	188
<b>Opponents</b> .....	32	16	16	0	27-32	1-3	0	224

Rushing	No.	Yds.	Avg.	LG	TD
West .....	66	220	3.3	31	0
Colella .....	53	208	4.0	75	2
Kabealo .....	47	152	3.2	11	1
Reisz .....	69	134	1.9	46	2
H. Jones .....	38	133	3.5	36	1
Gillette .....	26	131	5.0	58	2
Zontini .....	33	105	3.1	16	3
Huggins .....	12	41	3.5	15	0
Petchel .....	5	11	2.2	6	0
Bernard .....	1	6	6.0	6	0
Skoosen .....	1	0	0.0	0	0
Karrs .....	7	0	0.0	3	0
<b>Rams</b> .....	358	1141	3.2	75	13
<b>Opponents</b> .....	387	1412	3.6	n/a	16

Receiving	No.	Yds.	Avg.	LG	TD
Benton .....	39	505	12.9	36	6
Pritko .....	18	296	16.4	53	3
West .....	9	64	7.1	18	0
H. Jones .....	6	59	9.8	19	0
Hamilton .....	3	113	37.6	70	1
Zontini .....	3	88	29.3	53	1
Colella .....	2	64	32.0	54	1
Kabealo .....	2	20	10.0	12	0
Petchel .....	1	43	43.0	43	1
Fawcett .....	1	9	9.0	9	0
Huggins .....	1	0	0.0	0	0
<b>Rams</b> .....	85	1261	14.8	70	13
<b>Opponents</b> .....	87	1434	16.5	n/a	16

Interceptions	No.	Yds.	Avg.	LG	TD
Colella .....	4	53	13.3	19	0
Reisz .....	3	72	24.0	25	0
H. Jones .....	3	71	23.6	32	0
Gillette .....	3	29	9.6	15	0
Matheson .....	3	12	4.0	6	0
Zontini .....	2	14	7.0	10	0
Kabealo .....	2	9	4.5	9	0
West .....	2	5	2.5	3	0
Petchel .....	1	25	25.0	25	0
Rieth .....	1	12	12.0	12	0
Scarry .....	1	5	5.0	5	0
Pritko .....	1	3	3.0	3	0
Corbo .....	1	0	0.0	3	0
<b>Rams</b> .....	27	310	11.5	32	0
<b>Opponents</b> .....	26	289	11.1	n/a	0

Punting	No.	Yds.	Avg.	LG	Blk.
Reisz .....	24	960	40.0	66	0
Colella .....	33	1236	37.8	63	0
<b>Rams</b> .....	57	2206	38.4	66	0
<b>Opponents</b> .....	55	1969	35.8	n/a	n/a

Punt Returns	No.	Yds.	Avg.	LG	TD
Kabealo .....	7	64	9.1	16	0
H. Jones .....	6	66	11.0	18	0
Reisz .....	5	68	13.6	21	0
Colella .....	4	65	16.5	29	0
Zontini .....	4	47	11.7	14	0
Gillette .....	1	16	16.0	16	0
West .....	1	0	0.0	0	0
<b>Rams</b> .....	28	326	11.6	29	0
<b>Opponents</b> .....	24	291	12.1	n/a	0

Kickoff Returns	No.	Yds.	Avg.	LG	TD
Reisz .....	12	285	23.7	44	0
Colella .....	10	241	24.1	41	0
Kabealo .....	4	126	31.5	51	0
Gillette .....	4	115	28.8	38	0
Zontini .....	3	66	22.0	34	0
Benton .....	2	4	2.0	3	0
Fawcett .....	2	2	1.0	2	0
H. Jones .....	1	33	33.0	33	0
Olson .....	1	19	19.0	19	0
Petchel .....	1	17	17.0	17	0
West .....	1	15	15.0	15	0
UNKNOWN .....	2	41	21.0	n/a	0
<b>Rams</b> .....	43	965	22.4	51	0
<b>Opponents</b> .....	36	871	24.2	n/a	0

Passing	Att.	Comp.	Yds.	Pct.	Yds./Att.	TD	TD%	Int.	Int%	LG	Rating
Reisz .....	113	49	777	43.4	6.88	8	7.1	10	8.8	70	53.6
Colella .....	76	27	336	35.5	4.42	4	5.3	10	13.2	25	28.1
Karrs .....	10	4	49	40.0	4.90	0	0.0	4	40.0	23	16.3
Zontini .....	2	2	18	100.0	9.00	0	0.0	0	0.0	0	104.2
Kabealo .....	1	1	54	100.0	54.00	1	100.0	0	0.0	0	158.3
Bernard .....	4	0	0	0.0	0.00	0	0.0	2	50.0	0	0.0
<b>Rams</b> .....	208	85	1261	40.9	6.06	13	6.3	26	12.5	70	42.6
<b>Opponents</b> .....	206	87	1434	42.3	6.96	16	7.8	27	13.1	n/a	52.6

HISTORY

# 1942 (5-6) 3RD, WESTERN DIVISION COACH: EARL (DUTCH) CLARK

DATE	W/L	Score	Opponent	Attend.
9/13	L	0-7	Chicago Cards (Buffalo)	(18,698)
9/20	W	24-14	PHILADELPHIA	(6,434)
9/27	W	14-0	@ Detroit	(14,646)
10/4	L	7-21	CHICAGO BEARS	(17,161)
10/11	L	14-33	@ Washington	(6,329)
10/18	L	28-45	@ Green Bay	(16,473)
10/25	W	7-3	CHICAGO CARDINALS	(33,250)
11/1	W	17-0	@ Brooklyn	(12,000)
11/8	L	12-30	GREEN BAY	(7,896)
11/15	W	27-7	DETROIT	(4,029)
11/29	L	0-47	@ Chicago Bears	(13,195)

	RAMS	OPP.
<b>First Downs</b> .....	103	165
Rushing.....	36	92
Passing.....	60	60
Penalty.....	7	13
<b>Total Yards</b> .....	2413	3544
Avg./Game.....	219.4	322.2
Total Plays.....	646	790
Avg./Play.....	3.7	4.5
<b>Net Yards Rushing</b> .....	875	1744
Avg./Game.....	79.5	158.5
Total Rushes.....	310	463
<b>Gross Yards Passing</b> .....	1537	1745
Avg./Game.....	139.7	158.6
Att-Comp-Int.....	249-109-27	262-125-23
Comp. %.....	42.1	47.7
<b>Punts/Avg.</b> .....	77-40.3	56-40.6
<b>Penalties/Yards</b> .....	45-315	46-387
<b>Fumbles/ Ball Lost</b> .....	20-8	21-11
<b>Touchdowns</b> .....	20	28
Rushing.....	5	11
Passing.....	13	17
Returns.....	2	0

Scoring	TD	Ru	Pa	Rt	PAT	FG	S	Pts
Magnani.....	5	1	4	0	0-0	0-0	0	30
Adams.....	0	0	0	0	14-15	3-6	0	23
Hightower.....	3	0	3	0	0-0	0-0	0	18
Lazetich.....	2	1	1	0	0-0	0-0	0	12
Platukus.....	2	0	1	1	0-0	0-0	0	12
G. Smith.....	2	2	0	0	0-0	0-0	0	12
Wilson.....	2	0	1	1	0-0	0-0	0	12
Benton.....	1	0	1	0	0-0	0-0	0	6
Boone.....	1	0	1	0	0-0	0-0	0	6
Hall.....	1	1	0	0	0-0	0-0	0	6
Janiak.....	1	0	1	0	0-0	0-0	0	6
Clay.....	0	0	0	0	4-4	0-0	0	4
Pasqua.....	0	0	0	0	1-1	0-0	0	1
<b>Rams</b> .....	<b>20</b>	<b>5</b>	<b>13</b>	<b>2</b>	<b>19-20</b>	<b>3-6</b>	<b>1</b>	<b>150</b>
<b>Opponents</b> .....	<b>28</b>	<b>11</b>	<b>17</b>	<b>0</b>	<b>n/a</b>	<b>n/a</b>	<b>1</b>	<b>207</b>

Rushing	No.	Yds.	Avg.	LG	TD
Magnani.....	59	344	5.8	71	1
G. Smith.....	83	332	4.0	50	2
Janiak.....	34	108	3.2	20	0
Jacobs.....	32	91	2.8	13	0
Morris.....	22	65	2.9	28	0
C. Davis.....	28	55	1.9	12	0
Lazetich.....	3	19	6.3	18	1
Elston.....	1	15	15.0	15	0
Boone.....	3	-1	-0.3	3	0
Petchel.....	1	-2	-2.0	0	0
Hall.....	1	-3	-0.7	17	1
<b>Rams</b> .....	<b>310</b>	<b>875</b>	<b>2.8</b>	<b>71</b>	<b>6</b>
<b>Opponents</b> .....	<b>463</b>	<b>1744</b>	<b>3.8</b>	<b>n/a</b>	<b>11</b>

Receiving	No.	Yds.	Avg.	LG	TD
Magnani.....	24	276	11.5	67	4
Benton.....	23	345	15.0	45	1
Hightower.....	19	317	16.7	59	3
Wilson.....	6	113	18.8	45	1
Gibson.....	6	79	13.2	19	0
Lazetich.....	6	65	10.8	49	1
Janiak.....	6	51	8.6	19	1
Platukus.....	5	64	12.5	22	1
Elston.....	4	58	14.5	18	0
G. Smith.....	3	66	22.0	33	0
Boone.....	2	58	29.0	43	1
C. Davis.....	2	18	9.0	14	0
Plunkett.....	2	16	8.0	18	0
Petchel.....	1	16	16.0	16	0
<b>Rams</b> .....	<b>109</b>	<b>1537</b>	<b>14.1</b>	<b>67</b>	<b>13</b>
<b>Opponents</b> .....	<b>125</b>	<b>1745</b>	<b>14.0</b>	<b>n/a</b>	<b>17</b>

Interceptions	No.	Yds.	Avg.	LG	TD
Jacobs.....	4	22	5.5	22	0
G. Smith.....	4	20	5.0	12	0
Hall.....	3	60	20.0	25	0
Conkright.....	2	10	5.0	9	0
Morris.....	2	7	3.5	4	0
Rockwell.....	1	58	58.0	58	0
Stuart.....	1	25	25.0	25	0
Brahm.....	1	15	15.0	15	0
Matheson.....	1	13	13.0	13	0
Platukus.....	1	12	12.0	12	0
Thorpe.....	1	5	5.0	5	0
Boone.....	1	4	4.0	4	0
C. Davis.....	1	3	3.0	3	0
<b>Rams</b> .....	<b>23</b>	<b>255</b>	<b>11.1</b>	<b>58</b>	<b>0</b>
<b>Opponents</b> .....	<b>27</b>	<b>310</b>	<b>11.5</b>	<b>n/a</b>	<b>0</b>

Punting	No.	Yds.	Avg.	LG
Jacobs.....	33	1396	42.3	66
Hall.....	36	1397	38.8	67
C. Davis.....	7	275	39.3	49
Pritchard.....	1	35	35.0	35
<b>Rams</b> .....	<b>77</b>	<b>3103</b>	<b>40.3</b>	<b>67</b>
<b>Opponents</b> .....	<b>56</b>	<b>2274</b>	<b>40.6</b>	<b>n/a</b>

Punt Returns	No.	Yds.	Avg.	LG	TD
Hall.....	12	148	12.3	32	0
Jacobs.....	8	63	7.9	16	0
G. Smith.....	6	62	10.3	21	0
Magnani.....	2	27	13.5	25	0
Boone.....	1	5	5.0	5	0
Morris.....	1	2	2.0	2	0
<b>Rams</b> .....	<b>30</b>	<b>307</b>	<b>10.2</b>	<b>32</b>	<b>0</b>
<b>Opponents</b> .....	<b>40</b>	<b>524</b>	<b>13.1</b>	<b>n/a</b>	<b>0</b>

Kickoff Returns	No.	Yds.	Avg.	LG	TD
Magnani.....	11	250	22.7	37	0
Hall.....	10	155	15.5	22	0
G. Smith.....	6	109	18.1	25	0
Jacobs.....	4	83	20.7	25	0
Elston.....	2	46	23.0	24	0
Petchel.....	2	26	13.0	14	0
Lazetich.....	1	27	27.0	27	0
Pritchard.....	1	24	24.0	24	0
Morris.....	1	15	15.0	15	0
Plunkett.....	1	4	4.0	4	0
<b>Rams</b> .....	<b>39</b>	<b>739</b>	<b>18.9</b>	<b>37</b>	<b>0</b>
<b>Opponents</b> .....	<b>27</b>	<b>545</b>	<b>20.2</b>	<b>n/a</b>	<b>0</b>

Passing	Att.	Comp.	Yds.	Pct.	Yds./Att.	TD	TD%	Int.	Int%	LG	Rating
Hall.....	140	62	815	44.3	5.82	7	5.0	19	13.6	59	40.3
Jacobs.....	93	43	640	46.2	6.88	6	6.5	6	6.5	67	63.9
G. Smith.....	12	2	19	16.7	1.58	0	0.0	1	4.9	19	4.9
Janiak.....	1	1	11	100.0	11.00	0	0.0	0	0.0	11	112.5
C. Davis.....	2	1	22	50.0	11.00	0	0.0	1	50.0	22	50.0
Magnani.....	1	0	0	0.0	0.00	0	0.0	0	0.0	0	39.6
<b>Rams</b> .....	<b>249</b>	<b>109</b>	<b>1537</b>	<b>42.1</b>	<b>6.17</b>	<b>13</b>	<b>5.2</b>	<b>27</b>	<b>10.8</b>	<b>67</b>	<b>42.1</b>
<b>Opponents</b> .....	<b>262</b>	<b>125</b>	<b>1745</b>	<b>47.7</b>	<b>6.66</b>	<b>17</b>	<b>6.5</b>	<b>23</b>	<b>8.8</b>	<b>n/a</b>	<b>54.6</b>

# 1941 (2-9) 5TH, WESTERN DIVISION COACH: EARL (DUTCH) CLARK

DATE	W/L	Score	Opponent	Attend.
9/7	W	17-14	Pittsburgh (Akron)	(23,720)
9/16	W	10-6	@ Chicago Cardinals	(15,000)
9/21	L	7-24	@ Green Bay	(20,000)
10/5	L	21-48	CHICAGO BEARS	(23,850)
10/12	L	7-17	@ Detroit	(26,841)
10/19	L	14-17	GREEN BAY	(13,086)
10/26	L	13-17	@ Washington	(32,820)
11/2	L	0-14	DETROIT	(10,554)
11/9	L	13-31	@ Chicago Bears	(18,102)
11/16	L	14-49	@ New York	(32,740)
11/23	L	0-7	CHICAGO CARDINALS	(5,000)

	RAMS	OPP.
<b>First Downs</b> .....	121	138
Rushing.....	68	82
Passing.....	44	44
Penalty.....	9	12
<b>Total Yards</b> .....	2286	2978
Avg./Game.....	207.8	270.7
Total Plays.....	711	710
Avg./Play.....	3.2	4.2
<b>Net Yards Rushing</b> .....	951	1553
Avg./Game.....	86.5	141.2
Total Rushes.....	343	436
<b>Gross Yards Passing</b> .....	1352	1425
Avg./Game.....	122.9	129.5
Att-Comp-Int.....	285-123-35	206-90-15
Comp. %.....	43.2	43.7
<b>Punts/Avg.</b> .....	79-40.4	68-40.1
<b>Penalties/Yards</b> .....	29-265	49-419
<b>Fumbles/ Ball Lost</b> .....	25-8	n/a
<b>Touchdowns</b> .....	16	34
Rushing.....	5	15
Passing.....	10	14
Returns.....	1	5

Scoring	TD	Ru	Pa	Rt	PAT	FG	S	Pts
Hickey.....	4	0	4	0	0-0	0-0	0	24
Drake.....	3	2	1	0	0-0	0-0	0	18
Adams.....	0	0	0	0	13-14	1-2	0	16
Hall.....	2	2	0	0	0-0	0-0	0	12
Magnani.....	2	1	1	0	0-0	0-0	0	12
McDonough.....	2	0	2	0	0-0	0-0	0	12
Dunstan.....	1	0	0	1	0-0	0-0	0	6
Patt.....	1	0	1	0	0-0	0-0	0	6
Wilson.....	1	0	1	0	0-0	0-0	0	6
Clay.....	0	0	0	0	1-1	1-2	0	4
<b>Rams</b> .....	<b>16</b>	<b>5</b>	<b>10</b>	<b>2</b>	<b>14-16</b>	<b>2-4</b>	<b>0</b>	<b>116</b>
<b>Opponents</b> .....	<b>34</b>	<b>15</b>	<b>14</b>	<b>5</b>	<b>29-34</b>	<b>6-15</b>	<b>0</b>	<b>244</b>

Rushing	No.	Yds.	Avg.	LG	TD
Drake.....	101	246	2.4	15	2
Hall.....	57	232	4.0	60	2
Magnani.....	24	137	5.8	29	1
Slovak.....	46	132	2.9	14	0
C. Davis.....	31	110	3.5	18	0
Morris.....	24	69	2.9	20	0
Smith.....	11	22	2.0	12	0
Janiak.....	14	20	1.4	12	0
Patt.....	5	16	3.2	11	0
Hickey.....	7	7	1.0	7	0
Gallovich.....	1	1	1.0	1	0
Mucha.....	1	0	0.0	0	0
Goodnight.....	21	-8	-0.3	7	0
<b>Rams</b> .....	<b>343</b>	<b>951</b>	<b>2.8</b>	<b>60</b>	<b>5</b>
<b>Opponents</b> .....	<b>436</b>	<b>1553</b>	<b>3.6</b>	<b>n/a</b>	<b>15</b>

Receiving	No.	Yds.	Avg.	LG	TD
Hickey.....	21	294	14.0	39	4
Patt.....	17	163	9.6	25	1
Drake.....	16	211	13.2	48	1
McDonough.....	14	198	14.1	26	2
Magnani.....	14	189	13.5	61	1
C. Davis.....	13	64	4.9	12	0
Morris.....	9	17	1.9	6	0
Wilson.....	5	115	23.0	57	1
Seabright.....	5	44	8.8	14	0
Prochaska.....	4	29	7.3	11	0
Janiak.....	2	5	2.5	3	0
S. Anderson.....	2	20	10.0	12	0
Hanneman.....	1	11	11.0	11	0
Mucha.....	1	3	3.0	3	0
<b>Rams</b> .....	<b>120</b>	<b>1360</b>	<b>11.0</b>	<b>61</b>	<b>10</b>
<b>Opponents</b> .....	<b>90</b>	<b>1425</b>	<b>15.8</b>	<b>n/a</b>	<b>14</b>

Interceptions	No.	Yds.	Avg.	LG	TD
Drake.....	2	66	33.0	54	0
Goodnight.....	2	13	6.5	11	0
Magnani.....	2	6	3.0	4	0
Hall.....	2	0	0.0	0	0
Janiak.....	1	19	19.0	19	0
G. Smith.....	1	16	16.0	16	0
Rockwell.....	1	9	9.0	9	0
Haman.....	1	6	6.0	6	0
Thorpe.....	1	5	5.0	5	0
Matheson.....	1	1	1.0	1	0
Conkright.....	1	0	0.0	0	0
<b>Rams</b> .....	<b>15</b>	<b>141</b>	<b>9.4</b>	<b>54</b>	<b>0</b>
<b>Opponents</b> .....	<b>35</b>	<b>409</b>	<b>11.7</b>	<b>n/a</b>	<b>3</b>

Punting	No.	Yds.	Avg.	LG
Hall.....	49	1965	40.1	67
Goodnight.....	16	637	39.8	74
Mucha.....	11	488	44.4	52
C. Davis.....	2	75	37.5	38
G. Smith.....	1	23	23.0	23
<b>Rams</b> .....	<b>79</b>	<b>3192</b>	<b>40.4</b>	<b>74</b>
<b>Opponents</b> .....	<b>68</b>	<b>2727</b>	<b>40.1</b>	<b>n/a</b>

Punt Returns	No.	Yds.	Avg.	LG	TD
Hall.....	13	125	9.6	25	0
Magnani.....	5	54	10.8	25	0
Morris.....	5	33	6.6	10	0
Slovak.....	4	30	7.5	18	0
Goodnight.....	2	27	13.5	22	0
Dunstan.....	1	35	35.0	35	1
G. Smith.....	1	33	33.0	33	0
C. Davis.....	1	6	6.0	6	0
<b>Rams</b> .....	<b>32</b>	<b>343</b>	<b>10.7</b>	<b>35</b>	<b>1</b>
<b>Opponents</b> .....	<b>51</b>	<b>414</b>	<b>8.1</b>	<b>n/a</b>	<b>1</b>

Kickoff Returns	No.	Yds.	Avg.	LG	TD
Hall.....	41	820	20.2	n/a	0
<b>Opponents</b> .....	<b>18</b>	<b>484</b>	<b>26.9</b>	<b>n/a</b>	<b>1</b>

Passing	Att.	Comp.	Yds.	Pct.	Yds./Att.	TD	TD%	Int.	Int%	LG	Rating
Hall.....	190	84	863	44.2	4.54	7	3.7	19	10.0	39	30.5
Slovak.....	54	27	287	50.0	5.32	2	3.7	9	16.7	48	38.7
Goodnight.....	36	12	182	33.3	5.06	1	2.8	5	13.9	61	12.0
Drake.....	2	0	0	0.0	0.00	0	0.0	0	0.0	0	39.6
G. Smith.....	2	0	0	0.0	0.00	0	0.0	1	50.0	0	0.0
Seabright.....	1	0	0	0.0	0.00	0	0.0	1	100.0	0	0.0
<b>Rams</b> .....	<b>285</b>	<b>123</b>	<b>1352</b>	<b>43.2</b>	<b>4.74</b>	<b>10</b>	<b>3.5</b>	<b>35</b>	<b>11.9</b>	<b>61</b>	<b>29.9</b>
<b>Opponents</b> .....	<b>206</b>	<b>90</b>	<b>1425</b>	<b>43.7</b>	<b>6.92</b>	<b>14</b>	<b>6.8</b>	<b>15</b>	<b>7.3</b>	<b>n/a</b>	<b>59.6</b>

HISTORY

# 1940 (4-6-1) 4TH, WESTERN DIVISION COACH: EARL (DUTCH) CLARK

DATE	W/L	Score	Opponent	Attend.
9/22	W	21-13	PHILADELPHIA	(15,941)
9/29	L	0-6	@ Detroit	(15,347)
10/6	L	14-21	CHICAGO BEARS	(18,998)
10/13	L	14-31	@ Green Bay	(16,299)
10/20	W	26-14	CHICAGO CARDINALS	(13,683)
10/27	L	7-17	@ Chicago Cardinals	(10,313)
11/3	W	14-0	DETROIT	(18,881)
11/10	W	13-0	@ New York	(23,614)
11/17	L	14-29	@ Brooklyn	(19,212)
11/24	L	25-47	@ Chicago Bears	(20,717)
12/1	T	13-13	GREEN BAY	(16,249)

RAMS		OPP.
First Downs	.....113	n/a
Total Yards	.....2724	3102
Avg./Game	.....247.6	282.0
Total Plays	.....615	n/a
Avg./Play	.....4.4	n/a
Net Yards Rushing	.....1142	n/a
Avg./Game	.....103.8	n/a
Total Rushes	.....368	n/a
Gross Yards Passing	.....1582	n/a
Avg./Game	.....143.8	n/a
Att-Comp-Int	.....247-109-25	247-99-27
Comp. %	.....44.1	40.1
Punts/Avg.	.....77-42.0	n/a
Penalties/Yards	.....n/a-260	n/a
Fumbles/ Ball Lost	.....n/a	n/a
Touchdowns	.....25	n/a
Rushing	.....11	n/a
Passing	.....12	n/a
Returns	.....2	n/a

Scoring	TD	Ru	Pa	Rt	PAT	FG	S	Pts
Drake	.....9	9	0	0	2-5	0-1	0	56
Spadaccini	.....3	0	2	1	5-7	0-0	0	23
Benton	.....3	0	3	0	0-0	0-0	0	18
Cordill	.....2	0	2	0	0-0	0-0	0	12
Adams	.....0	0	0	0	7-9	1-5	0	10
Hall	.....1	1	0	0	0-0	0-0	0	6
Haman	.....1	0	0	1	0-0	0-0	0	6
Magnani	.....1	0	1	0	0-0	0-0	0	6
McDonough	.....1	0	1	0	0-0	0-0	0	6
Patt	.....1	0	1	0	0-0	0-0	0	6
Rockwell	.....1	0	1	0	0-0	0-0	0	6
Slovak	.....1	1	0	0	0-0	0-0	0	6
Wilson	.....1	0	1	0	0-0	0-0	0	6
Gudauskas	.....0	0	0	0	1-2	0-0	0	1
Heineman	.....0	0	0	0	1-2	0-0	0	1
Clay	.....0	0	0	0	0-1	0-1	0	0
Janiak	.....0	0	0	0	0-1	0-0	0	0
TEAM	.....0	0	0	0	0-0	0-1	1	2
Rams	.....25	11	12	2	16-25	1-7	1	169
Opponents	.....n/a	n/a	n/a	n/a	n/a	n/a	n/a	191

Passing	Att.	Comp.	Yds.	Pct.	Yds./Att.	TD	TD%	Int.	Int%	Rating
Hall	.....183	77	1108	42.1	6.05	7	3.83	16	8.7	38.7
Slovak	.....28	17	234	60.7	8.36	0	0.00	4	14.3	47.9
G. Smith	.....18	10	150	55.5	8.33	2	11.11	2	11.1	80.6
Heineman	.....8	3	74	37.5	9.25	1	12.50	1	12.5	71.9
Drake	.....4	2	16	50.0	4.00	2	50.00	0	0.0	100.0
Gehrke	.....1	0	0	0.0	0.00	0	0	0	0.0	39.6
Spadaccini	.....1	0	0	0.0	0.00	0	0	0	0.0	39.6
Gillette	.....4	0	0	0.0	0.00	0	0	2	50.0	39.6
Rams	.....247	109	1582	44.1	6.40	12	4.90	25	10.9	42.2
Opponents	.....247	99	n/a	40.1	n/a	n/a	n/a	25	10.9	n/a

Rushing	No.	Yds.	Avg.	LG	TD
Drake	.....134	480	3.6	n/a	9
Hall	.....94	365	3.7	n/a	1
Slovak	.....53	129	2.4	n/a	1
Cordill	.....24	73	3.0	n/a	0
Janiak	.....19	44	2.3	n/a	0
Magnani	.....7	19	2.7	n/a	0
G. Smith	.....19	18	0.9	n/a	0
McDonough	.....2	5	2.5	n/a	0
Rockwell	.....1	5	5.0	5	0
Dunstan	.....1	4	4.0	4	0
Rodack	.....1	4	4.0	4	0
Gillette	.....1	1	1.0	1	0
Benton	.....1	0	0.0	0	0
Patt	.....1	0	0.0	0	0
Heineman	.....6	-5	-0.8	n/a	0
Rams	.....368	1142	3.1	n/a	11

Receiving	No.	Yds.	Avg.	LG	TD
Benton	.....22	351	16.0	n/a	3
Spadaccini	.....22	276	12.5	n/a	2
Cordill	.....14	158	11.3	n/a	2
McDonough	.....12	315	26.3	n/a	1
Magnani	.....11	119	10.8	n/a	1
Drake	.....8	81	10.1	n/a	1
Wilson	.....7	93	13.3	n/a	0
G. Smith	.....3	65	21.7	n/a	0
Patt	.....2	52	26.0	n/a	1
Crowder	.....2	33	16.5	n/a	0
Adams	.....2	28	14.0	n/a	0
Haman	.....1	5	5.0	5	0
Rockwell	.....1	5	5.0	5	1
Janiak	.....1	3	3.0	3	0
Gehrke	.....1	-2	-2.0	-2	0
Rams	.....109	1582	14.5	n/a	11
Opponents	.....99	n/a	n/a	n/a	n/a

Punting	No.	Yds.	Avg.	LG
Hall	.....57	2451	43.0	75
G. Smith	.....11	391	35.5	62
Cordill	.....5	225	45.0	47
Heineman	.....2	63	31.5	34
Magnani	.....1	33	33.0	33
Janiak	.....1	30	30.0	30
Rams	.....77	3193	41.5	75

Interceptions	No.	Yds.	Avg.	LG	TD
Haman	.....5	80	16.0	n/a	1
Spadaccini	.....3	83	27.7	n/a	1
Magnani	.....3	59	19.7	n/a	0
G. Smith	.....3	48	16.0	n/a	0
Rockwell	.....3	7	2.3	n/a	0
Slovak	.....2	20	10.0	n/a	0
Gillette	.....2	0	0.0	n/a	0
Hall	.....2	0	0.0	n/a	0
Heineman	.....1	5	5.0	5	0
Cordill	.....1	2	2.0	2	0
Drake	.....1	2	2.0	2	0
Conkright	.....1	0	0.0	0	0
Rams	.....27	306	11.3	n/a	2
Opponents	.....25	n/a	n/a	n/a	n/a

# 1939 (5-5-1) 4TH, WESTERN DIVISION COACH: EARL (DUTCH) CLARK

DATE	W/L	Score	Opponent	Attend.
9/15	L	21-30	@ Chicago Bears	(10,000)
9/20	L	12-23	@ Brooklyn	(12,423)
10/1	W	27-24	@ Green Bay	(9,888)
10/8	L	21-35	CHICAGO BEARS	(18,209)
10/15	L	7-15	@ Detroit	(30,096)
10/22	W	24-0	@ Chicago Cardinals	(10,000)
10/29	T	14-14	PITTSBURGH	(11,579)
11/5	W	14-0	CHICAGO CARDINALS	(8,378)
11/19	W	14-3	DETROIT	(28,142)
11/26	L	6-7	GREEN BAY	(30,690)
12/3	W	35-13	Philadelphia (Colo. Spr.)	(9,109)

	RAMS	OPP.
First Downs	131	n/a
Total Yards	2683	2785
Avg./Game	243.9	253.1
Total Plays	642	n/a
Avg./Play	4.2	n/a
Net Yards Rushing	1260	n/a
Avg./Game	114.5	n/a
Total Rushes	389	n/a
Gross Yards Passing	1415	n/a
Avg./Game	128.6	n/a
Att-Comp-Int	253-127-21	199-78-23
Comp. %	50.2	39.2
Punts/Avg.	n/a-40.0	n/a
Penalties/Yards	n/a-220	n/a
Fumbles/ Ball Lost	28-n/a	n/a
Touchdowns	28	n/a
Rushing	15	n/a
Passing	12	n/a
Returns	1	n/a

Scoring	TD	Ru	Pa	Rt	PAT	FG	S	Pts
Drake	9	0	0	0	0-0	0	0	54
Benton	8	0	7	1	0-0	0	0	48
Spadanicci	1	0	1	0	12-16	0	0	18
C. Davis	1	1	0	0	4-4	1-2	0	13
Hall	2	2	0	0	0-0	0	0	12
G. Smith	2	2	0	0	0-0	0	0	12
Dowd	1	0	0	1	0-0	0	0	6
Lazetich	1	0	1	0	0-0	0	0	6
McDonough	1	0	1	0	0-0	0	0	6
Russell	1	0	1	0	0-0	0	0	6
Wilson	1	0	1	0	0-0	0	0	6
Adams	0	0	0	0	5-5	0-0	0	5
Bostick	0	0	0	0	2-2	0-0	0	2
Moan	0	0	0	0	1-1	0-0	0	1
Rams	28	15	12	1	24-28	1-2	0	195
Opponents	n/a	n/a	n/a	n/a	n/a	n/a	0	164

Passing	Att.	Comp.	Yds.	Pct.	Yds./Att.	TD	TD%	Int.	Int%	Rating
Hall	208	106	1227	51.0	5.90	9	4.3	13	6.3	57.5
Slovak	27	13	97	48.1	3.59	2	7.4	5	18.5	42.3
Moan	9	3	77	33.3	8.56	1	11.1	2	22.2	63.0
G. Smith	5	4	3	80.0	0.60	0	0.0	0	0.0	79.2
Smilanich	2	1	11	50.0	5.50	0	0.0	0	0.0	66.7
Russell	1	0	0	0.0	0.00	0	0.0	0	0.0	39.6
Rodak	1	0	0	0.0	0.00	0	0.0	1	100.0	0.0
Rams	253	127	1415	50.2	5.59	12	4.7	21	8.3	48.4
Opponents	199	78	n/a	39.2	n/a	n/a	n/a	n/a	n/a	n/a

Rushing	No.	Yds.	Avg.	LG	TD
Hall	120	458	3.8	n/a	2
Drake	118	453	3.8	n/a	9
Slovak	42	135	3.2	n/a	0
G. Smith	58	98	1.7	n/a	2
McRaven	7	29	4.1	n/a	0
Lazetich	6	23	3.8	n/a	0
Russell	9	21	2.3	n/a	0
Patt	6	20	3.3	n/a	0
Benton	7	19	2.7	n/a	0
C. Davis	13	15	1.2	n/a	1
Hitt	1	3	3.0	3	0
Rodak	1	-1	-1.0	-1	0
Smilanich	1	-3	-3.0	-3	0
Moan	2	-15	-7.5	n/a	0
Rams	389	125	3.2	n/a	15

Receiving	No.	Yds.	Avg.	LG	TD
Spadaccini	32	292	9.1	n/a	1
Benton	27	388	14.4	n/a	7
Patt	15	165	11.0	n/a	0
Wilson	8	108	13.5	n/a	1
McDonough	8	73	9.1	n/a	1
Lazetich	8	44	5.5	n/a	1
Russell	5	67	13.4	n/a	1
Drake	5	53	10.6	n/a	0
Rodak	4	54	13.5	n/a	0
Hitt	4	51	12.8	n/a	0
G. Smith	3	57	19.0	n/a	0
C. Davis	3	49	16.3	n/a	0
Barle	2	16	8.0	n/a	0
McRaven	2	14	7.0	n/a	0
Hall	1	-16	-16.0	-16	0
Rams	127	1415	11.1	n/a	12
Opponents	78	n/a	n/a	n/a	n/a

Punting	No.	Yds.	Avg.	LG
Hall	58	2378	41.0	80
C. Davis	10	390	39.0	58
Russell	8	329	41.1	56
Bostick	1	55	55.0	55
Moan	1	30	30.0	30
Slovak	1	15	15.0	15
Rams	79	3197	40.5	80

1938 (4-7) 4TH, WESTERN DIVISION

COACH: HUGO BEZDEK (3)  
ART LEWIS (8)

DATE	W/L	Score	Opponent	Attend.
9/11	L	17-26	@ Green Bay	(8,247)
9/17	L	6-7	CHICAGO CARDINALS	(7,500)
9/25	L	13-37	@ Washington	(25,000)
10/2	W	21-17	DETROIT	(8,012)
10/9	W	14-7	CHICAGO BEARS	(8,024)
10/23	W	23-21	@ Chicago Bears	(18,705)
10/30	L	7-28	GREEN BAY	(18,483)
11/6	L	0-6	@ Detroit	(30,140)
11/13	L	0-28	@ New York	(25,000)
11/27	L	17-31	@ Chicago Cardinals	(10,000)
12/4	W	13-7	Pittsburgh (New Orleans)	(7,500)

	RAMS	OPP.
First Downs	101	n/a
Total Yards	2253	3020
Avg./Game	204.8	274.5
Total Plays	585	n/a
Avg./Play	3.9	n/a
Net Yards Rushing	798	n/a
Avg./Game	72.5	n/a
Total Rushes	340	n/a
Gross Yards Passing	1363	n/a
Avg./Game	123.9	n/a
Att-Comp-Int	245-88-35	172-77-n/a
Comp. %	35.9	44.8
Punts/Avg.	n/a-44	n/a
Penalties/Yards	n/a-195	n/a
Fumbles/ Ball Lost	23-n/a	n/a
Touchdowns	18	n/a
Rushing	5	n/a
Passing	9	n/a
Returns	4	n/a

Scoring	TD	Ru	Pa	Rt	PAT	FG	S	Pts
Benton	6	0	5	1	0-0	0-0	0	36
Peterson	2	1	1	0	2-2	2-2	0	20
C. Davis	3	3	0	0	1-1	0-0	0	19
Alfonse	2	0	0	2	0-0	0-0	0	12
Snyder	0	0	0	0	7-10	1-2	0	10
Goddard	1	0	1	0	1-1	0-0	0	7
Drake	1	1	0	0	0-0	0-0	0	6
Kovatch	1	0	1	0	0-0	0-0	0	6
Littlefield	1	0	0	1	0-0	0-0	0	6
Pincura	1	0	1	0	0-0	0-0	0	6
Tuckey	0	0	0	0	2-2	0-0	0	2
Zoll	0	0	0	0	1-1	0-0	0	1
B. Davis	0	0	0	0	0-1	0-0	0	0
Rams	18	5	9	4	14-18	3-4	0	131
Opponents	n/a	n/a	n/a	n/a	n/a	n/a	n/a	215

Rushing	No.	Yds.	Avg.	LG	TD
C. Davis	71	202	2.8	n/a	3
Drake	74	188	2.5	n/a	1
B. Davis	22	100	4.5	n/a	0
Snyder	44	78	1.8	n/a	0
Peterson	21	70	3.3	n/a	1
Littlefield	19	69	3.3	n/a	0
Spadaccini	9	46	5.1	n/a	0
Tuckey	14	37	2.6	n/a	0
Alfonse	16	16	1.0	n/a	0
Brazell	4	14	3.5	n/a	0
Pincura	2	-6	-3.0	n/a	0
Goddard	40	-16	-0.4	n/a	0
Rams	336	798	2.4	n/a	5

Receiving	No.	Yds.	Avg.	LG	TD
Benton	21	418	19.9	n/a	5
Hamilton	10	187	18.7	n/a	0
Spadaccini	8	101	12.6	n/a	0
Kovatch	8	97	12.1	n/a	1
Brazell	7	100	14.3	n/a	0
Goddard	6	128	21.3	n/a	1
Stephens	6	75	12.5	n/a	0
Pincura	6	72	12.0	n/a	1
Peterson	4	43	10.8	n/a	1
B. Davis	3	31	10.3	n/a	0
Alfonse	2	47	23.5	n/a	0
Drake	2	13	6.5	n/a	0
Snyder	1	16	16.0	16	0
Bucklew	1	14	14.0	14	0
Tuckey	1	10	10.0	10	0
Littlefield	1	9	9.0	9	0
C. Davis	1	2	2.0	2	0
Rams	88	1363	15.5	n/a	9
Opponents	77	n/a	n/a	n/a	n/a

Passing	Att.	Comp.	Yds.	Pct.	Yds./Att.	TD	TD%	Int.	Int%	LG	Rating
Snyder	87	36	631	41.4	7.25	7	8.0	9	10.3	n/a	54.0
Goddard	43	19	238	44.2	5.53	0	0	6	13.9	n/a	22.4
Pincura	33	13	240	39.4	7.27	1	3.0	7	21.2	n/a	35.7
Tuckey	26	7	110	26.9	4.23	1	3.8	2	7.7	n/a	25.5
B. Davis	24	6	49	25.0	2.04	0	0	2	7.7	n/a	44.4
Littlefield	15	1	23	6.7	1.53	0	0	5	33.3	23	0.0
R. Johnson	5	3	45	60.0	9.00	0	0	1	20.0	n/a	50.0
Drake	3	1	8	33.3	2.66	0	0	0	0.0	8	42.4
Alfonse	2	2	19	100.0	9.50	0	0	0	0.0	n/a	106.3
C. Davis	1	0	0	0.0	0.00	0	0	0	0.0	0	39.6
Peterson	6	0	0	0.0	0.00	0	0	2	0.0	0	0.0
Rams	245	88	1363	35.9	5.56	9	3.7	34	13.9	n/a	27.9
Opponents	172	77	n/a	44.8	n/a	n/a	n/a	n/a	n/a	n/a	n/a

HISTORY

# 1937 (1-10) 5TH, WESTERN DIVISION COACH: HUGO BEZDEK

DATE	W/L	Score	Opponent	Attend.
9/10	L	0-28	DETROIT	(15,500)
9/17	W	21-3	@ Philadelphia	(3,107)
9/26	L	7-9	@ Brooklyn	(12,000)
10/3	L	0-6	CHICAGO CARDINALS	(10,000)
10/10	L	2-20	CHICAGO BEARS	(5,000)
10/17	L	10-35	GREEN BAY	(12,000)
10/24	L	7-35	@ Green Bay	(8,600)
10/31	L	7-13	@ Chicago Cardinals	(9,923)
11/7	L	7-27	@ Detroit	(24,800)
11/21	L	7-16	WASHINGTON	(5,000)
11/28	L	7-15	@ Chicago Bears	(4,188)

RAMS		OPP.
First Downs	88	n/a
Total Yards	1794	2702
Avg./Game	163.1	245.6
Total Plays	569	n/a
Avg./Play	3.2	n/a
Net Yards Rushing	930	n/a
Avg./Game	84.5	n/a
Total Rushes	401	n/a
Net Yards Passing	839	n/a
Avg./Game	76.3	n/a
Att-Comp-Int	168-59-21	155-67-15
Comp. %	35.1	43.2
Punts/Avg.	n/a-36.0	n/a
Penalties/Yards	n/a-228	n/a
Fumbles/ Ball Lost	28-n/a	n/a
Touchdowns	10	n/a
Rushing	6	n/a
Passing	3	n/a
Return	1	n/a

Scoring	TD	Ru	Pa	Rt	PAT	FG	S	Pts
Drake	5	3	2	0	0-0	0-0	0	30
Snyder	1	1	0	0	7-7	1-n/a	0	16
Mattos	1	1	0	0	2-2	0-0	0	8
Goddard	1	1	0	0	1-1	0-0	0	7
Keeble	1	0	1	0	0-0	0-0	0	6
Miller	1	0	0	1	0-0	0-0	0	6
TEAM	0	0	0	0	0-0	0-0	1	2
Rams	10	6	3	1	10-10	1-n/a	0	75
Opponents	n/a	n/a	n/a	0	n/a	n/a	0	207

Passing	Att.	Comp.	Yds.	Pct.	Yds./Att.	TD	TD%	Int.	Int%	LG	Rating
Snyder	66	25	378	37.9	5.73	2	3.0	6	9.1	n/a	29.7
Goddard	18	9	134	50.0	7.44	0	0.0	3	16.7	n/a	35.2
Pincura	27	9	92	33.3	3.41	0	0.0	3	11.1	n/a	4.5
Mattos	22	5	94	22.7	4.27	1	4.5	4	18.2	n/a	20.5
Brumbaugh	2	1	20	50.0	10.0	0	0.0	0	0.0	20	85.4
Alfonse	10	4	48	40.0	4.80	0	0.0	0	0.0	n/a	55.4
Keeble	9	2	25	22.2	2.78	0	0.0	3	33.3	n/a	0.0
Cooper	5	2	21	40.0	4.20	0	0.0	1	20.0	n/a	13.3
Barber	3	1	7	33.3	2.33	0	0.0	0	0.0	7	42.4
O'Neill	2	1	20	50.0	10.00	0	0.0	1	50.0	20	45.8
Drake	1	0	0	0.0	0.00	0	0.0	0	0.0	0	39.6
Gift	3	0	0	0.0	0.00	0	0.0	0	0.0	0	39.6
Rams	129	51	726	39.5	5.63	3	2.3	21	16.3	n/a	26.6
Opponents	155	67	n/a	43.2	n/a	n/a	n/a	n/a	n/a	n/a	n/a

Rushing	No.	Yds.	Avg.	LG	TD
Drake	98	333	3.4	n/a	3
Snyder	82	232	2.8	n/a	1
Goddard	38	97	2.6	n/a	1
Alfonse	33	60	1.8	n/a	0
Cooper	19	45	2.4	n/a	0
Keeble	12	40	3.3	n/a	0
Barber	14	35	2.5	n/a	0
Bettridge	21	35	1.7	n/a	0
R. Johnson	7	28	4.0	n/a	0
Mattos	26	16	0.6	n/a	1
O'Neill	4	12	3.0	n/a	0
Gift	3	7	2.3	n/a	0
Sebastian	6	4	0.7	n/a	0
Brumbaugh	2	1	0.5	n/a	0
Pincura	5	-22	-4.4	n/a	0
Rams	401	930	2.3	n/a	6

Receiving	No.	Yds.	Avg.	LG	TD
Busich	13	136	10.5	n/a	0
Pincura	12	139	11.6	n/a	0
Drake	10	172	17.2	n/a	2
Alfonse	5	113	22.6	n/a	0
Halleck	3	57	19.0	n/a	0
Bucklew	3	51	17.0	n/a	0
Goddard	3	43	14.3	n/a	0
Gift	3	20	6.7	n/a	0
Snyder	3	20	6.7	n/a	0
Keeble	1	42	42.0	42	1
Bettridge	1	17	17.0	17	0
Uzdavinis	1	15	15.0	15	0
Cooper	1	14	14.0	14	0
Rams	59	839	16.8	n/a	3
Opponents	67	n/a	n/a	n/a	n/a

# POSTSEASON GAME SUMMARIES



## NFC DIVISIONAL PLAYOFF GAME

GEORGIA DOME, ATLANTA, GA • SATURDAY, JANUARY 15, 2005

RAMS	7	10	0	0	-17
Atlanta	14	14	10	9	-47

ATL -- Crumpler 18-yard pass from Vick (Feely kick)  
 RAMS -- Curtis 57-yard pass from Bulger (Wilkins kick)  
 ATL -- Dunn 62-yard run (Feely kick)  
 ATL -- Dunn 19-yard run (Feely kick)  
 RAMS -- Holt 28-yard pass from Bulger (Wilkins kick)  
 ATL -- Rossum 68-yard punt return (Feely kick)  
 RAMS -- FG Wilkins 55  
 ATL -- Price 6-yard pass from Vick (Feely kick)  
 ATL -- FG Feely 38  
 ATL -- Smith tackles Bulger in end zone for safety  
 ATL -- Duckett 4-yard run (Feely kick)  
 PAID ATT -- 70,709

	RAMS	FALCONS
First Downs	19	18
Rushing	5	14
Passing	14	4
Penalty	0	0
Third Down Efficiency	6-10-60%	7-12-58%
Fourth Down Efficiency	0-0-0%	2-2-100%
Total Net Yards	339	397
Total Offensive Plays	57	58
Avg. Gain Per Play	5.9	6.8
Rushes-Yards	18-77	40-327
Avg. Gain Per Rush	4.3	8.2
Net Passing Yards	262	70
Att-Comp-Int	35-23-1	17-13-0
Avg. Gain Per Pass	6.7	3.9
Sacks Allowed-Yards	4-37	1-14
Punts-Avg	4-45.8	2-42.0
Penalties-Yards	4-26	4-32
Fumbles-Lost	1-1	1-1
Time of Possession	24:25	35:35

### RAMS STARTERS

WR Torry Holt	LE Bryce Fisher
LT Orlando Pace	NT Ryan Pickett
LG Tom Nütten	DT Damione Lewis
C Andy McCollum	RE Anthony Hargrove
RG Adam Timmerman	WLB Pisa Tinoisamoa
RT Blaine Saipaia	MLB Robert Thomas
TE Cameron Cleeland	SLB Tommy Polley
WR Kevin Curtis	LC Jerametrius Butler
QB Marc Bulger	RC Travis Fisher
TE Brandon Manumaleuna	SS Adam Archuleta
RB Marshall Faulk	FS Andrew Edwards

### RAMS SUBSTITUTIONS

P Kevin Stemke, K Jeff Wilkins, CB Kevin Garrett, CB DeJuan Groce, S Rich Coady, RB Aveion Cason, RB Steven Jackson, RB Joey Goodspeed, RB Chris Massey, LB Brandon Chillar, LB Trev Faulk, LB Drew Wahroos, C Larry Turner, DT Jimmy Kennedy, T Grant Williams, WR Mike Furrey, WR Shaun McDonald, WR Dane Looker, DE Leonard Little, DE Erik Flowers, DT Brian Howard  
 DNP-QB Jamie Martin, G Darnell Alford  
 IA-QB Jeff Smoker, QB Chris Chandler, CB Dwight Anderson, RB Arlen Harris, RB Nick Burley, C Matt Lehr, WR Isaac Bruce, DE Tyoka Jackson

### PASSING

	Att	Com	Yds	Tkd/Yd	TD	LG	IN
Rams							
Marc Bulger	35	23	299	4/37	2	57	1
Falcons							
Michael Vick	16	12	82	1/14	2	18	0
Warrick Dunn	1	1	2	0/0	0	2	0

### RUSHING

	Att	Yds	Avg	LG	TD
Rams					
Steven Jackson	9	32	3.6	15	0
Marshall Faulk	7	30	4.3	7	0
Dane Looker	1	11	11.0	11	0
Marc Bulger	1	4	4.0	4	0
Falcons					
Warrick Dunn	17	142	8.4	62	2
Michael Vick	8	119	14.9	47	0
T.J. Duckett	15	66	4.4	13	1

### RECEIVING

	No	Yds	Avg	LG	TD
Rams					
Kevin Curtis	7	128	18.3	57	1
Shaun McDonald	4	37	9.3	14	0
Marshall Faulk	4	31	7.8	14	0
Dane Looker	3	38	12.7	15	0
Torry Holt	2	42	21.0	28	1
Steven Jackson	2	5	2.5	8	0
Brandon Manumaleuna	1	18	18.0	18	0
Falcons					
Peerless Price	3	22	7.3	9	1
Alge Crumpler	2	22	11.0	18	1
Michael Jenkins	2	19	9.5	14	0
Brian Finneran	2	8	4.0	6	0
DeAngelo Hall	1	6	6.0	6	0
Dez White	1	3	3.0	3	0
Michael Vick	1	2	2.0	2	0
Warrick Dunn	1	2	2.0	2	0

### INTERCEPTIONS

	No	Yds	Avg	LG	TD
Rams					
None					
Falcons					
Jason Webster	1	0	0.0	0	0

### PUNTING

	No	Yds	Avg	LG	TB	IN20	Blk
Rams							
Kevin Stemke	4	183	45.8	54	1	0	0
Falcons							
Chris Mohr	2	84	42.0	47	0	1	0

### PUNT RETURNS

	No	FC	Yds	Avg	LG	TD
Rams						
Shaun McDonald	0	1	0	0.0	0	0
Falcons						
Allen Rossum	3	0	152	50.7	68	1

### KICKOFF RETURNS

	No	Yds	Avg	LG	TD
Rams					
Aveion Cason	6	122	20.3	25	0
Brandon Manumaleuna	1	0	0.0	0	0
Falcons					
Allen Rossum	4	80	20.0	26	0

### SACKS

Rams: Leonard Little 1-14  
 Falcons: Keith Brooking 1-20, Rod Coleman 1-10, Brady Smith 1-5, Travis Hall 1-2

## GAME NOTES

- WR Kevin Curtis had his second consecutive playoff 100-yard receiving game, making him the third player in Rams' history to have at least two straight such games in the playoffs. This also made him the second player in NFL history to have two 100-yard receiving games in the playoffs before having one in the regular season.
- QB Marc Bulger (944) passed Pat Haden (728) for fifth place on the Rams' all-time playoff passing list with his 299 yards in the air.
- RB Marshall Faulk (509) moved past Harold Jackson (505) for fourth place on the Rams' all-time playoff receiving list with 31 receiving yards.



## NFC WILDCARD GAME

QWEST FIELD, SEATTLE, WA • SATURDAY, JANUARY 8, 2005

RAMS	7	7	3	10	-27
Seattle	3	7	3	7	-20

RAMS -- Holt 15-yard pass from Bulger (Wilkins kick)  
 SEA -- FG Brown 47  
 RAMS -- Faulk 1-yard run (Wilkins kick)  
 SEA -- Ingram 19-yard pass from Hasselbeck (Brown kick)  
 SEA -- FG Brown 30  
 RAMS -- FG Wilkins 38  
 SEA -- Jackson 23-yard pass from Hasselbeck (Brown kick)  
 RAMS -- FG Wilkins 27  
 RAMS -- Cleeland 17-yard pass from Bulger (Wilkins kick)  
 PAID ATT -- 65,397

	RAMS	SEAHAWKS
<b>First Downs</b> .....	22	24
Rushing .....	3	7
Passing .....	15	15
Penalty .....	4	2
<b>Third Down Efficiency</b> .....	9-14-64%	5-12-42%
<b>Fourth Down Efficiency</b> .....	0-0-0%	0-2-0%
<b>Total Net Yards</b> .....	396	413
Total Offensive Plays.....	64	66
Avg. Gain Per Play.....	6.2	6.3
<b>Rushes-Yards</b> .....	27-102	20-81
Avg. Gain Per Rush .....	3.8	4.1
<b>Net Passing Yards</b> .....	294	332
Att-Comp-Int .....	32-18-1	43-27-1
Avg. Gain Per Pass.....	7.9	7.2
<b>Sacks Allowed-Yards</b> .....	5-19	3-9
<b>Punts-Avg</b> .....	3-29.0	3-44.3
<b>Penalties-Yards</b> .....	4-30	9-61
<b>Fumbles-Lost</b> .....	0-0	2-0
<b>Time of Possession</b> .....	31:06	28:54

### RAMS STARTERS

WR Torry Holt	LE Bryce Fisher
LT Orlando Pace	NT Ryan Pickett
LG Tom Nütten	DT Jimmy Kennedy
C Andy McCollum	RE Anthony Hargrove
RG Adam Timmerman	WLB Pisa Tinoisamoa
RT Blaine Saipaia	MLB Robert Thomas
TE Brandon Manumaleuna	SLB Tommy Polley
WR Isaac Bruce	LC Jerametrius Butler
QB Marc Bulger	RC Travis Fisher
WR Kevin Curtis	SS Adam Archuleta
RB Marshall Faulk	FS Antuan Edwards

### RAMS SUBSTITUTIONS

P Kevin Stemke, K Jeff Wilkins, CB Kevin Garrett, CB DeJuan Groce, S Rich Coody, RB Avelion Cason, RB Steven Jackson, RB Joey Goodspeed, RB Chris Massey, LB Brandon Chillar, LB Trev Faulk, LB Drew Wahloors, C Larry Turner, T Grant Williams, WR Mike Furrey, WR Shaun McDonald, TE Cameron Cleeland, WR Dane Looker, DE Leonard Little, DT Damione Lewis, DE Erik Flowers, DT Brian Howard  
 DNP-QB Jamie Martin  
 IA-QB Jeff Smoker, QB Chris Chandler, CB Dwight Anderson, RB Arlen Harris, RB Nick Burley, C Matt Lehr, G Darnell Alford, DE Tyoka Jackson

### PASSING

Rams	Att	Com	Yds	Tkd/Yd	TD	LG	IN
Marc Bulger	32	18	313	5/19	2	52	1
Seahawks	Att	Com	Yds	Tkd/Yd	TD	LG	IN
Matt Hasselbeck	43	27	341	3/9	2	25	1

### RUSHING

Rams	Att	Yds	Avg	LG	TD
Marshall Faulk	13	55	4.2	13	1
Steven Jackson	10	36	3.6	9	0
Marc Bulger	3	10	3.3	7	0
Isaac Bruce	1	1	1.0	1	0
Seahawks	Att	Yds	Avg	LG	TD
Shaun Alexander	15	40	2.7	9	0
Matt Hasselbeck	2	26	13.0	17	0
Maurice Morris	2	9	4.5	5	0
Mack Strong	1	6	6.0	6	0

### RECEIVING

Rams	No	Yds	Avg	LG	TD
Torry Holt	6	108	18.0	52	1
Kevin Curtis	4	107	26.8	50	0
Isaac Bruce	3	40	13.3	21	0
Marshall Faulk	2	12	6.0	12	0
Shaun McDonald	1	31	31.0	31	0
Cameron Cleeland	1	17	17.0	17	1
Steven Jackson	1	-2	-2.0	-2	0
Seahawks	No	Yds	Avg	LG	TD
Darrell Jackson	12	128	10.7	23	1
Itula Mili	6	98	16.3	22	0
Koren Robinson	4	40	10.0	15	0
Bobby Engram	3	34	11.3	19	1
Shaun Alexander	1	25	25.0	25	0
Jerramy Stevens	1	16	16.0	16	0

### INTERCEPTIONS

Rams	No	Yds	Avg	LG	TD
Travis Fisher	1	0	0.0	0	0
Seahawks	No	Yds	Avg	LG	TD
Ken Hamlin	1	0	0.0	0	0

### PUNTING

Rams	No	Yds	Avg	LG	TB	IN20	Bk
Kevin Stemke	3	87	29.0	41	0	1	0
Seahawks	No	Yds	Avg	LG	TB	IN20	Bk
Ken Walter	3	133	44.3	48	0	0	0

### PUNT RETURNS

Rams	No	FC	Yds	Avg	LG	TD
Shaun McDonald	3	0	14	4.7	10	0
Seahawks	No	FC	Yds	Avg	LG	TD
Bobby Engram	1	1	9	9.0	9	0

### KICKOFF RETURNS

Rams	No	Yds	Avg	LG	TD
Avelion Cason	5	101	20.2	24	0
Seahawks	No	Yds	Avg	LG	TD
Maurice Morris	6	109	18.2	21	0

### SACKS

Rams: Jimmy Kennedy 1-6, Robert Thomas 1-2, Damione Lewis 1-1  
 Seahawks: Chike Okefor 2-14, Rocky Bernard 1-2, Chad Brown 1-2, Craig Terrill 0.5-0.5, Cedric Woodard 0.5-0.5

## GAME NOTES

- St. Louis became the first 8-8 team to win a playoff game in NFL history, duplicated by Minnesota the following day.
- St. Louis became the 11th team in NFL history to sweep three games in one season from a divisional foe.
- WR Torry Holt (588) moved into second place on the Rams' all-time playoff receiving list by passing Hall of Famer Tom Fears (572) with his 108 receiving yards.
- K Jeff Wilkins' two field goals and three PATs helped extend his franchise record for playoff scoring to 72.
- CB Travis Fisher made his first career playoff interception.



## NFC DIVISIONAL PLAYOFF GAME

EDWARD JONES DOME, ST. LOUIS, MO • SATURDAY, JANUARY 10, 2004

Carolina	0	10	6	7	6	29
RAMS	3	6	3	11	0	23

RAMS - FG Wilkins 20  
 RAMS - FG Wilkins 26  
 CAR - Muhammad fumble recovery in end zone (Kasay kick)  
 RAMS - FG Wilkins 24  
 CAR - FG Kasay 45  
 RAMS - FG Wilkins 51  
 CAR - FG Kasay 52  
 CAR - FG Kasay 34  
 CAR - Hoover 7-yard run (Kasay kick)  
 RAMS - Faulk 1-yard run (Bulger-Looker pass)  
 RAMS - FG Wilkins 33  
 CAR - Smith 69-yard pass from Delhomme  
 PAID ATT - 66,165

	PANTHERS	RAMS
First Downs	24	23
Rushing	10	4
Passing	12	17
Penalty	2	2
Third Down Efficiency	9-17-38%	5-13-38%
Fourth Down Efficiency	0-0-0%	1-1-100%
Total Net Yards	485	380
Total Offensive Plays	71	71
Avg. Gain Per Play	6.8	5.4
Rushes-Yards	41-216	23-64
Avg. Gain Per Rush	5.3	2.8
Net Passing Yards	269	316
Att-Comp-Int	27-16-1	46-27-3
Avg. Gain Per Pass	9.0	6.6
Sacks Allowed-Yards	3-21	2-16
Punts-Avg	2-36.5	1-46.0
Penalties-Yards	13-92	5-33
Fumbles-Lost	1-0	0-0
Time of Possession	41:06	34:04

### RAMS STARTERS

WR	Torry Holt	LE	Leonard Little
LT	Orlando Pace	LDT	Brian Young
LG	Andy McCollum	RDT	Ryan Pickett
C	Dave Wohlabaugh	RE	Grant Wistrom
RG	Adam Timmerman	LB	Pisa Tinoisamoa
RT	Kyle Turley	LB	Tommy Polley
TE	Brandon Manumaleuna	LC	Jerametry Butler
WR	Isaac Bruce	RC	Travis Fisher
QB	Marc Bulger	SS	Adam Archuleta
TE	Cameron Cleeland	FS	Aeneas Williams
RB	Marshall Faulk	S	Jason Sehorn

### RAMS SUBSTITUTIONS

P Sean Landeta, K Jeff Wilkins, CB Kevin Garrett, S Rich Coady, RB Arlen Harris, RB Joey Goodspeed, LS Chris Massey, LB Justin Smith, LB Robert Thomas, LB Jeremy Loyd, LB Jamie Duncan, T John St. Clair, T Grant Williams, WR Mike Furrey, WR Dane Looker, DT Damione Lewis, DE Bryce Fisher, DE Erik Flowers, DT Tyoka Jackson  
**DNP**-QB Kurt Warner, RB Lamar Gordon, WR Kevin Curtis, WR Shaun McDonald  
**IA**-QB Scott Covington, CB DeJuan Groce, CB Fred Weary, LB Trev Faulk, G David Loverne, G Scott Terzero, G Andy King, DT Jimmy Kennedy

### PASSING

	Att	Com	Yds	Tkd/Yd	TD	LG	IN
<b>Panthers</b>							
Jake Delhomme	26	16	290	3/21	1	69t	1
Steve Smith	1	0	0	1/4	0	0	0
<b>Rams</b>							
Marc Bulger	46	27	332	2/16	0	28	3

### RUSHING

	Att	Yds	Avg	LG	TD
<b>Panthers</b>					
DeShaun Foster	21	95	4.5	17	0
Stephen Davis	6	86	14.3	64	0
Nick Goings	6	22	3.7	9	0
Brad Hoover	2	9	4.5	7t	1
Steve Smith	1	7	7.0	7	0
Muhsin Muhammad	1	3	3.0	3	0
Jake Delhomme	4	-6	-1.5	2	0
<b>Rams</b>					
Marshall Faulk	19	53	2.8	8	1
Marc Bulger	4	11	2.8	7	0

### RECEIVING

	No	Yds	Avg	LG	TD
<b>Panthers</b>					
Steve Smith	6	163	27.2	69t	1
Muhsin Muhammad	5	70	14.0	24	0
Brad Hoover	2	16	8.0	11	0
Jermaine Wiggins	1	21	21.0	21	0
Nick Goings	1	12	12.0	12	0
DeShaun Foster	1	8	8.0	8	0
<b>Rams</b>					
Marshall Faulk	9	78	8.7	25	0
Isaac Bruce	7	116	16.6	26	0
Mike Furrey	4	30	7.5	10	0
Dane Looker	2	31	15.5	24	0
Torry Holt	2	21	10.5	13	0
Cameron Cleeland	1	28	28.0	28	0
Brandon Manumaleuna	1	19	19.0	19	0
Joey Goodspeed	1	9	9.0	9	0

### INTERCEPTIONS

	No	Yds	Avg	LG	TD
<b>Panthers</b>					
Deon Grant	1	16	16.0	16	0
Ricky Manning	1	0	0.0	0	0
Mike Minter	1	-1	-1.0	-1	0
<b>Rams</b>					
Tommy Polley	1	37	37.0	37	0

### PUNTING

	No	Yds	Avg	LG	TBIN20Bik
<b>Panthers</b>					
Todd Sauerbrun	2	73	36.5	40	0 0 0
<b>Rams</b>					
Sean Landeta	1	46	46.0	46	0 0 0

### PUNT RETURNS

	No	FC	Yds	Avg	LG	TD
<b>Panthers</b>						
Steve Smith	0	1	0	0.0	0	0
<b>Rams</b>						
Dane Looker	0	1	0	0.0	0	0
Mike Furrey	0	1	0	0.0	0	0

### KICKOFF RETURNS

	No	Yds	Avg	LG	TD
<b>Panthers</b>					
Rod Smart	5	123	24.6	30	0
Brad Hoover	1	19	19.0	19	0
<b>Rams</b>					
Arlen Harris	5	124	24.8	33	0

### SACKS

**Panthers:** Julius Peppers 1-10, Greg Favors 1-6  
**Rams:** Brian Young 2-10, Tyoka Jackson 1-11

## GAME NOTES

- The game was the fifth-longest playoff game in NFL history (75:10).
- The Rams rallied from a 23-12 deficit in the final 6:29 to force overtime. RB Marshall Faulk scored on a 1-yard touchdown run, WR Dane Looker caught a two-point conversion pass, and Wilkins recovered his own onside kick before making a field-goal to send the game to overtime.
- K Jeff Wilkins tied an NFL post season record for made field goals (five) and attempts (six).
- RB Marshall Faulk tied a team playoff record with nine receptions (78 yards).
- WR Isaac Bruce set a team playoff record with his fourth 100-yard receiving game (seven receptions, 116 yards).



17



20

### SUPER BOWL XXXVI

LOUISIANA SUPERDOME, NEW ORLEANS, LA • SUNDAY, FEBRUARY 3, 2002

RAMS	3	0	0	14	-17
New England	0	14	3	3	-20

RAMS -- FG Wilkins 50  
 NE -- Law 47-yard interception return (Vinatieri kick)  
 NE -- Patten 8-yard pass from Brady (Vinatieri kick)  
 NE -- FG Vinatieri 37  
 RAMS -- Warner 2-yard run (Wilkins kick)  
 RAMS -- Proehl 26-yard pass from Warner (Wilkins kick)  
 NE -- FG Vinatieri 48  
 PAID ATT - 72,922

	RAMS	PATRIOTS
First Downs	26	15
Rushing	7	6
Passing	16	8
Penalty	3	1
Third Down Efficiency	5-13-38%	2-11-18%
Fourth Down Efficiency	0-0-0%	0-0-0%
Total Net Yards	427	267
Total Offensive Plays	69	54
Avg. Gain Per Play	6.2	4.9
Rushes-Yards	22-90	25-133
Avg. Gain Per Rush	4.1	5.3
Net Passing Yards	337	134
Att-Comp-Int	44-28-2	27-16-0
Avg. Gain Per Pass	7.2	4.6
Sacks Allowed-Yards	3-28	2-11
Punts-Avg	4-39.8	8-43.1
Penalties-Yards	6-39	5-31
Fumbles-Lost	2-1	0-0
Time of Possession	33:30	26:30

#### RAMS STARTERS

WR	Torry Holt	LE	Chidi Ahanotu
LT	Orlando Pace	LD	Brian Young
LG	Tom Nütten	RD	Jeff Zgonina
C	Andy McCollum	RE	Grant Wistrom
RG	Adam Timmerman	LLB	Don Davis
RT	Rod Jones	MLB	London Fletcher
TE	Ernie Conwell	RLB	Tommy Polley
WR	Isaac Bruce	LC	Aeneas Williams
QB	Kurt Warner	RC	Dexter McClean
FB	James Hodgins	SS	Adam Archuleta
RB	Marshall Faulk	FS	Kim Herring

#### RAMS SUBSTITUTIONS

P John Baker, K Jeff Wilkins, CB Jerametrius Butler, RB Trung Canidate, RB Robert Holcombe, S Willie Gary, CB Dre' Bly, S Nick Sorensen, TE Jeff Robinson, T Ryan Tucker, LB Mark Fields, LB O.J. Brigance, C/G Frank Garcia, G Cameron Spikes, DE Sean Moran, DT Ryan Pickett, WR Az-Zahir Hakim, WR Yo Murphy, TE Brandon Manumaleuna, WR Ricky Proehl, DE Leonard Little, DT Tyoka Jackson  
 DNP-QB Jamie Martin  
 IA-QB Marc Bulger, RB Justin Watson, S Rich Coody, LB Brian Allen, LB Dustin Cohen, T John St. Clair, G Kaulana Noa

#### PASSING

	Att	Com	Yds	Tkd/Yd	TD	LG	IN
Rams	44	28	365	3/28	1	30	2
Kurt Warner							
Patriots	27	16	145	1/7	1	23	0
Tom Brady							
Kevin Faulk	0	0	0	1/4	0	0	0

#### RUSHING

	Att	Yds	Avg	LG	TD
Rams	17	76	4.5	15	0
Marshall Faulk					
Kurt Warner	3	6	2.0	5	1
Az-Zahir Hakim	1	5	5.0	5	0
James Hodgins	1	3	3.0	3	0
Patriots	18	92	5.1	17	0
Antowain Smith					
David Patten	1	22	22.0	2	0
Kevin Faulk	2	15	7.5	8	0
Marc Edwards	2	5	2.5	3	0
Tom Brady	1	3	3.0	3	0
J.R. Redmond	1	-4	-4.0	-4	0

#### RECEIVING

	No	Yds	Avg	LG	TD
Rams	5	90	18.0	29	0
Az-Zahir Hakim					
Isaac Bruce	5	56	11.2	22	0
Torry Holt	5	49	9.8	18	0
Marshall Faulk	4	54	13.5	22	0
Ricky Proehl	3	71	23.7	30	1
Jeff Robinson	2	18	9.0	12	0
Ernie Conwell	2	8	4.0	9	0
Yo Murphy	1	11	11.0	11	0
James Hodgins	1	8	8.0	8	0
Patriots	6	89	14.8	23	0
Troy Brown	3	24	8.0	11	0
J.R. Redmond	2	14	7.0	8	0
Jermaine Wiggins	2	7	3.5	5	0
Marc Edwards	1	8	8.0	8	1
David Patten	1	4	4.0	4	0
Antowain Smith	1	-1	-1.0	-1	0
Kevin Faulk					

#### INTERCEPTIONS

	No	Yds	Avg	LG	TD
Rams	None				
Patriots	1	47	47.0	47	1
Ty Law					
Otis Smith	1	30	30.0	30	0

#### PUNTING

	No	Yds	Avg	LG	TBIN20Bik
Rams	4	159	39.8	49	1 3 0
John Baker					
Patriots	8	345	43.1	53	2 4 0
Ken Walter					

#### PUNT RETURNS

	No	FC	Yds	Avg	LG	TD
Rams	3	2	6	2.0	7	0
Dre' Bly						
Patriots	1	0	4	4.0	4	0
Troy Brown						

#### KICKOFF RETURNS

	No	Yds	Avg	LG	TD
Rams	3	81	27.0	38	0
Yo Murphy					
Marshall Faulk	1	1	1.0	1	0
Patriots	1	15	15.0	15	0
Patrick Pass					
Troy Brown					

#### SACKS

Rams: Leonard Little 1-7, Grant Wistrom 1-4  
 Patriots: Willie McGinest 1-16, Richard Seymour 1-7, Bobby Hamilton 1-5

### GAME NOTES

- The Rams made their second Super Bowl appearance in three seasons, and eighth overall NFL Championship appearance.
- K Jeff Wilkins' 50-yard field goal in the first quarter was the third-longest in Super Bowl history.
- The Patriots had a 17-3 lead before St. Louis opened up the fourth quarter by going on a 12-play, 77-yard drive that resulted in a 2-yard touchdown run by Warner to narrow the Rams' deficit at 17-10.
- The Rams got the ball back with 1:51 left in the game and scored three plays later (with 1:37 to go) on a Warner pass to WR Ricky Proehl for a 26-yard touchdown that tied to score at 17-17.
- New England then went on a nine-play, 53-yard drive that took the remainder of the game, culminating in a 48-yard, game-winning field goal by Vinatieri as time expired.

HISTORY



29

24

**NFC CHAMPIONSHIP GAME**

**DOMED AT AMERICA'S CENTER, ST. LOUIS, MO • SUNDAY, JANUARY 27, 2002**

Philadelphia	3	14	0	7	-24
RAMS	10	3	9	7	-29

RAMS -- Bruce 5-yard pass from Warner (Wilkins kick)  
 PHI -- FG Akers 46  
 RAMS -- FG Wilkins 27  
 PHI -- Staley 1-yard run (Akers kick)  
 RAMS -- FG Wilkins 39  
 PHI -- Pinkston 12-yard pass from McNabb (Akers kick)  
 RAMS -- FG Wilkins 41  
 RAMS -- Faulk 1-yard run (pass failed)  
 RAMS -- Faulk 1-yard run (Wilkins kick)  
 PHI -- McNabb 3-yard run (Akers kick)  
 PAID ATT -- 66,502

	EAGLES	RAMS
First Downs	16	22
Rushing	7	9
Passing	9	13
Penalty	0	0
Third Down Efficiency	5-12-42%	7-15-47%
Fourth Down Efficiency	1-2-50%	0-1-0%
Total Net Yards	256	371
Total Offensive Plays	55	67
Avg. Gain Per Play	4.7	5.5
Rushes-Yards	22-110	33-161
Avg. Gain Per Rush	5.0	4.9
Net Passing Yards	146	210
Att-Comp-Int	30-18-1	33-22-0
Avg. Gain Per Pass	4.4	6.2
Sacks Allowed-Yards	3-25	1-2
Punts-Avg	4-39.3	3-45.0
Penalties-Yards	2-15	6-38
Fumbles-Lost	1-1	2-0
Time of Possession	24:30	35:30

**RAMS STARTERS**

WR Torry Holt	LE Chidi Ahanotu
LT Orlando Pace	LDT Brian Young
LG Tom Nütten	RDT Jeff Zgonina
C Andy McCollum	RE Grant Wistrom
RG Adam Timmerman	LLB Don Davis
RT Rod Jones	MLB London Fletcher
WR Ricky Proehl	RLB Tommy Poiley
WR Isaac Bruce	LC Aeneas Williams
QB Kurt Warner	RC Dexter McCleon
WR Az-Zahir Hakim	SS Adam Archuleta
RB Marshall Faulk	FS Kim Herring

**RAMS SUBSTITUTIONS**

P John Baker, K Jeff Wilkins, CB Jerametrius Butler, RB Trung Canidate, RB Robert Holcombe, S Willie Gary, CB Dre' Bly, S Nick Sorensen, RB James Hodgins, TE Jeff Robinson, T Ryan Tucker, LB Mark Fields, LB Dustin Cohen, LB O.J. Brigance, C/G Frank Garcia, DE Sean Moran, DT Ryan Pickett, WR Yo Murphy, TE Ernie Conwell, TE Brandon Manumaleuna, DE Leonard Little, DT Tyoka Jackson  
 DNP-QB Jamie Martin

IA-QB Marc Bulger, RB Justin Watson, S Rich Coody, LB Brian Allen, T John St. Clair, G Kaulana Noa, G Cameron Spikes

**PASSING**

Eagles	Att	Com	Yds	Tkd/Yd	TD	LG	IN
Donovan McNabb	30	18	171	3/25	1	17	1
Rams	Att	Com	Yds	Tkd/Yd	TD	LG	IN
Kurt Warner	33	22	212	1/2	1	21	0

**RUSHING**

Eagles	Att	Yds	Avg	LG	TD
Correll Buckhalter	6	50	8.3	31	0
Duce Staley	11	39	3.5	20	1
Donovan McNabb	4	26	6.5	10	1
James Thrash	1	-5	-5.0	-5	0
Rams	Att	Yds	Avg	LG	TD
Marshall Faulk	31	159	5.1	31	2
Kurt Warner	2	2	1.0	3	0

**RECEIVING**

Eagles	No	Yds	Avg	LG	TD
Duce Staley	8	58	7.3	10	0
Chad Lewis	5	53	10.6	14	0
James Thrash	3	46	15.3	17	0
Todd Pinkston	1	12	12.0	12t	1
Freddie Mitchell	1	2	2.0	2	0
Rams	No	Yds	Avg	LG	TD
Isaac Bruce	8	84	10.5	17	1
Torry Holt	5	58	11.6	21	0
Marshall Faulk	4	13	3.3	10	0
Ernie Conwell	3	33	11.0	19	0
Az-Zahir Hakim	2	24	12.0	20	0

**INTERCEPTIONS**

Eagles	No	Yds	Avg	LG	TD
None					
Rams	No	Yds	Avg	LG	TD
Aeneas Williams	1	0	0.0	0	0

**PUNTING**

Eagles	No	Yds	Avg	LG	TBIN20	Blk
Sean Landeta	4	157	39.3	46	0	1
Rams	No	Yds	Avg	LG	TBIN20	Blk
John Baker	3	135	45.0	51	0	1

**PUNT RETURNS**

Eagles	No	FC	Yds	Avg	LG	TD
Brian Mitchell	2	1	20	10.0	41	0
Rams	No	FC	Yds	Avg	LG	TD
Dre' Bly	1	3	0	0.0	0	0

**KICKOFF RETURNS**

Eagles	No	Yds	Avg	LG	TD
Brian Mitchell	6	128	21.3	16	0
Dameane Douglas	1	20	20.0	20	0
Rams	No	Yds	Avg	LG	TD
Yo Murphy	3	95	31.7	43	0
Trung Canidate	1	22	22.0	22	0

**SACKS**  
 Eagles: Derrick Burgess 1-2  
 Rams: Leonard Little 2-15, Grant Wistrom 1-10

**GAME NOTES**

- The Rams won their second NFC Championship in three years and third all time.
- St. Louis won their fifth consecutive home playoff game.
- RB Marshall Faulk rushed 31 times for a career-high 159 yards and two touchdowns. Faulk's rushing yardage total was the third-highest postseason total in franchise history.
- CB Aeneas Williams' interception with 1:55 left in the game helped seal the Rams victory.
- Led by Faulk rushing 22 times for 75 yards and two touchdowns after halftime, the Rams held a 20:51-9:09 time of possession advantage in the second half.

HISTORY



## NFC DIVISIONAL PLAYOFF GAME

DOME AT AMERICA'S CENTER, ST. LOUIS, MO • SUNDAY, JANUARY 20, 2002

Green Bay	7	3	0	7	-17
RAMS	7	17	14	7	-45

RAMS -- Williams 29-yard interception return (Wilkins kick)  
 GB -- Freeman 22-yard pass from Favre (Longwell kick)  
 RAMS -- Holt 4-yard pass from Warner (Wilkins kick)  
 RAMS -- Hodgins 4-yard pass from Warner (Wilkins kick)  
 GB -- FG Longwell 28  
 RAMS -- FG Wilkins 27  
 RAMS -- Faulk 7-yard run (Wilkins kick)  
 RAMS -- Polley 34-yard interception return (Wilkins kick)  
 RAMS -- Williams 32-yard interception return (Wilkins kick)  
 GB -- Freeman 8-yard pass from Favre (Longwell kick)  
 PAID ATT -- 66,338

	PACKERS	RAMS
<b>First Downs</b>	19	13
Rushing	6	5
Passing	13	8
Penalty	0	0
<b>Third Down Efficiency</b>	5-12-42%	3-12-25%
<b>Fourth Down Efficiency</b>	0-1-0%	0-2-0%
<b>Total Net Yards</b>	383	292
Total Offensive Plays	68	54
Avg. Gain Per Play	5.6	5.4
<b>Rushes-Yards</b>	22-118	22-91
Avg. Gain Per Rush	5.4	4.1
<b>Net Passing Yards</b>	265	201
Att-Comp-Int	44-26-6	30-18-1
Avg. Gain Per Pass	5.8	6.3
<b>Sacks Allowed-Yards</b>	2-16	2-15
<b>Penals-Avg</b>	3-43.7	5-42.0
<b>Penalties-Yards</b>	3-20	4-30
<b>Fumbles-Lost</b>	3-2	0-0
<b>Time of Possession</b>	32:22	27:38

### RAMS STARTERS

WR Torry Holt	LE Chidi Ahanotu
LT Orlando Pace	LDT Brian Young
LG Tom Nütten	RDT Jeff Zgonina
C Adam McCollum	RE Grant Wistrom
RG Adam Timmerman	LLB Don Davis
RT Rod Jones	MLB London Fletcher
TE Ernie Conwell	RLB Tommy Polley
WR Isaac Bruce	LC Aeneas Williams
QB Kurt Warner	RC Dexter McCleon
FB James Hodgins	SS Adam Archuleta
RB Marshall Faulk	FS Kim Herring

### RAMS SUBSTITUTIONS

P John Baker, K Jeff Wilkins, CB Jerametrious Butler, RB Trung Canidate, RB Robert Holcombe, S Willie Gary, CB Dre' Bly, RB Justin Watson, S Nick Sorensen, TE Jeff Robinson, LB Mark Fields, LB O.J. Brigance, C/G Frank Garcia, DE Sean Moran, DT Ryan Pickett, WR Az-Zahir Hakim, WR Yo Murphy, TE Brandon Manumaleuna, WR Ricky Proehl, DE Leonard Little, DT Tyoka Jackson  
 DNP-QB Jamie Martin, T Ryan Tucker  
 IA-QB Marc Bulger, S Rich Coady, LB Brian Allen, LB Dustin Cohen, T John St. Clair, G Kaulana Noa, G Cameron Spikes

### PASSING

Player	Att	Com	Yds	Tkd/Yd	TD	LG	IN
Brett Favre	44	26	281	2/16	2	27	6
<b>Rams</b>	<b>Att</b>	<b>Com</b>	<b>Yds</b>	<b>Tkd/Yd</b>	<b>TD</b>	<b>LG</b>	<b>IN</b>
Kurt Warner	30	18	216	2/15	2	50	1

### RUSHING

Player	Att	Yds	Avg	LG	TD
Ahman Green	16	94	5.9	49	0
Donald Driver	1	16	16.0	16	0
Dorsey Levins	1	6	6.0	6	0
Brett Favre	3	3	1.0	4	0
Doug Pederson	1	-1	-1.0	-1	0
<b>Rams</b>	<b>Att</b>	<b>Yds</b>	<b>Avg</b>	<b>LG</b>	<b>TD</b>
Marshall Faulk	16	82	5.1	38	1
Az-Zahir Hakim	1	9	9.0	9	0
Kurt Warner	4	0	0.0	3	0
Ernie Conwell	1	0	0.0	0	0

### RECEIVING

Player	No	Yds	Avg	LG	TD
Ahman Green	8	55	6.9	13	0
Antonio Freeman	7	64	9.1	22t	2
Corey Bradford	5	79	15.8	27	0
Bill Schroeder	2	39	19.5	25	0
Dorsey Levins	2	23	11.5	12	0
Bubba Franks	2	21	10.5	15	0
<b>Rams</b>	<b>No</b>	<b>Yds</b>	<b>Avg</b>	<b>LG</b>	<b>TD</b>
Marshall Faulk	6	47	7.8	23	0
Tory Holt	5	84	16.8	50	1
Az-Zahir Hakim	4	35	8.8	15	0
Jeff Robinson	1	27	27.0	27	0
Isaac Bruce	1	19	19.0	19	0
James Hodgins	1	4	4.0	4t	1

### INTERCEPTIONS

Player	No	Yds	Avg	LG	TD
Darren Sharper	1	0	0.0	0	0
<b>Rams</b>	<b>No</b>	<b>Yds</b>	<b>Avg</b>	<b>LG</b>	<b>TD</b>
Aeneas Williams	2	61	30.5	32t	2
Tommy Polley	2	35	17.5	34t	1
Kim Herring	1	45	45.0	45	0
Dexter McCleon	1	20	20.0	20	0

### PUNTING

Player	No	Yds	Avg	LG	TB	IN20	Bk
Jason Bidwell	3	131	43.7	46.7	0	2	0
<b>Rams</b>	<b>No</b>	<b>Yds</b>	<b>Avg</b>	<b>LG</b>	<b>TB</b>	<b>IN20</b>	<b>Bk</b>
John Baker	5	210	42.0	53	1	2	0

### PUNT RETURNS

Player	No	FC	Yds	Avg	LG	TD
Allen Rossum	1	0	6	6.0	6	0
<b>Rams</b>	<b>No</b>	<b>FC</b>	<b>Yds</b>	<b>Avg</b>	<b>LG</b>	<b>TD</b>
Dre' Bly	1	2	6	6.0	6	0

### KICKOFF RETURNS

Player	No	Yds	Avg	LG	TD
Allen Rossum	4	83	20.8	25	0
Herbert Goodman	2	33	16.5	20	0
Tod McBride	1	16	16.0	16	0
<b>Rams</b>	<b>No</b>	<b>Yds</b>	<b>Avg</b>	<b>LG</b>	<b>TD</b>
Yo Murphy	3	76	25.3	33	0

### SACKS

**Packers:** Na'il Diggs 1-9, Kabeer Bjabja-Biamila 1-6  
**Rams:** Tyoka Jackson 1-10, Sean Moran 1-6

## GAME NOTES

- The Rams won their fourth consecutive home playoff game.
- St. Louis tied an NFL postseason record for most interception returns for a touchdown in a game with three, by the Chicago Bears vs. Washington, 12/8/40.
- The Rams also established a team postseason record for most interception returns for a touchdown with three, as the previous record was two interceptions for touchdown in a 35-23 win vs. the St. Louis Cardinals 12/27/75.
- CB Aeneas Williams established an NFL postseason record for most interception returns for a touchdown with two in one game, the previous record was one held by many players.
- RB Marshall Faulk registered a postseason career-high with 82 rushing yards in 16 attempts with one touchdown.



31

28

**NFC WILDCARD GAME**

LOUISIANA SUPERDOME, NEW ORLEANS, LA ■ SATURDAY, DECEMBER 30, 2000

RAMS	7	0	0	21	-28
New Orleans	0	10	7	14	-31

RAMS -- Bruce 17-yard pass from Warner (Wilkins kick)  
 NO -- Wilson 12-yard pass from Brooks (Brien kick)  
 NO -- FG Brien 33  
 NO -- Jackson 10-yard pass from Brooks (Brien kick)  
 NO -- Jackson 49-yard pass from Brooks (Brien kick)  
 NO -- Jackson 16-yard pass from Brooks (Brien kick)  
 RAMS -- Proehl 17-yard pass from Warner (run failed)  
 RAMS -- Faulk 25-yard pass from Warner (Wilkins kick)  
 RAMS -- Warner 5-yard run (Warner to Faulk pass)  
 PAID ATT -- 64,900

	RAMS	SAINTS
<b>First Downs</b> .....	17	17
Rushing .....	1	1
Passing .....	16	14
Penalty .....	0	2
<b>Third Down Efficiency</b> .....	7-12-38%	5-13-38%
<b>Fourth Down Efficiency</b> .....	0-0-0%	0-0-0%
<b>Total Net Yards</b> .....	384	301
Total Offensive Plays .....	58	63
Avg. Gain Per Play .....	6.6	4.8
<b>Rushes-Yards</b> .....	16-34	32-50
Avg. Gain Per Rush .....	2.1	1.6
<b>Net Passing Yards</b> .....	350	251
Att-Comp-Int .....	40-24-3	29-16-1
Avg. Gain Per Pass .....	8.3	8.1
<b>Sacks Allowed-Yards</b> .....	2-15	2-15
<b>Punts-Avg.</b> .....	5-43	6-41
<b>Penalties-Yards</b> .....	9-60	5-40
<b>Fumbles-Lost</b> .....	3-2	4-1
<b>Time of Possession</b> .....	28:29	31:31

**RAMS STARTERS**

WR	Torry Holt	LE	Kevin Carter
LT	Orlando Pace	LDT	Ray Agnew
LG	Tom Nütten	RDT	Jeff Zgonina
C	Andy McCollum	RE	Grant Wistrom
RG	Adam Timmerman	LLB	Mike Jones
RT	Ryan Tucker	MLB	London Fletcher
TE	Roland Williams	RLB	Todd Collins
WR	Isaac Bruce	LC	Todd Lyght
QB	Kurt Warner	RC	Dexter McCleone
FB	James Hodgins	SS	Devin Bush
RB	Marshall Faulk	FS	Keith Lyle

**RAMS SUBSTITUTIONS**

P John Baker, K Jeff Wilkins, CB Taje Allen, CB Jacoby Shepherd, RB Robert Holcombe, S Matt Bowen, CB Dre' Bly, RB Justin Watson, TE Jeff Robinson, LB Lorenzo Styles, LB Keith Miller, LB Leonard Little, LB Dustin Cohen, DT D'Marco Farr, DE Sean Moran, WR Az-Zahir Hakim, WR Tony Horne, TE Ernie Conwell, WR Ricky Proehl, WR Chris Thomas  
 DNP-QB Trent Green, C Steve Everitt, G Cameron Spikes  
 IA-QB Joe Germaine, S Shevin Smith, RB Chad Dukes, DE Brian Young, G Pete Swanson, T John St. Clair, WR Darrius Blevins, DT Gaylon Hyder

**PASSING**

Rams	Att	Com	Yds	Tkd/Yd	TD	LG	IN
Kurt Warner	40	24	365	2/15	3	38	3
Saints	Att	Com	Yds	Tkd/Yd	TD	LG	IN
Aaron Brooks	29	16	266	2/15	4	50	1

**RUSHING**

Rams	Att	Yds	Avg	LG	TD
Marshall Faulk	14	24	1.7	4	0
Kurt Warner	1	5	5.0	5t	1
Justin Watson	1	5	5.0	5	0
Saints	Att	Yds	Avg	LG	TD
Aaron Brooks	10	26	2.6	9	0
Terry Allen	16	21	1.3	9	0
Chad Morton	2	5	2.5	5	0
Jerald Moore	3	1	0.3	1	0
Willie Jackson	1	-3	-3.0	-3	0

**RECEIVING**

Rams	No	Yds	Avg	LG	TD
Isaac Bruce	7	127	18.1	29	1
Marshall Faulk	7	99	14.1	35	1
Ricky Proehl	3	46	15.3	21	1
Roland Williams	3	25	8.3	14	0
Az-Zahir Hakim	2	42	21.0	38	0
Torry Holt	2	26	13.0	20	0
Saints	No	Yds	Avg	LG	TD
Willie Jackson	6	142	23.7	50	3
Robert Wilson	3	41	13.7	21	1
Jake Reed	3	27	9.0	12	0
Chad Morton	2	34	17.0	23	0
Andrew Glover	1	16	16.0	16	0
Terry Allen	1	6	6.0	6	0

**INTERCEPTIONS**

Rams	No	Yds	Avg	LG	TD
Devin Bush	1	6	6.0	6	0
Saints	No	Yds	Avg	LG	TD
Sammy Knight	2	56	28.0	52	0
Chris Oldham	1	8	8.0	8	0

**PUNTING**

Rams	No	Yds	Avg	LG	TB	IN20	Blk
John Baker	5	215	43.0	53	0	0	0
Saints	No	Yds	Avg	LG	TB	IN20	Blk
Toby Gowin	6	246	41.0	50	1	1	0

**PUNT RETURNS**

Rams	No	FC	Yds	Avg	LG	TD
Az-Zahir Hakim	3	1	59	19.7	65	0
Saints	No	FC	Yds	Avg	LG	TD
Chad Morton	3	2	32	10.7	17	0

**KICKOFF RETURNS**

Rams	No	Yds	Avg	LG	TD
Tony Horne	5	69	13.8	24	0
Saints	No	Yds	Avg	LG	TD
Fred McAfee	3	81	27.0	31	0
Darin Smith	1	2	2.0	2	0
Kevin Mathis	1	0	0.0	0	0

**SACKS**

**Rams:** Leonard Little 1-9, Grant Wistrom 1-6  
**Saints:** Willie Whitehead 1-12, Keith Mitchell 1-3

**GAME NOTES**

- St. Louis earned a playoff spot for the second consecutive season with a win over the Saints in Week 16 and the Chicago Bears' 23-20 victory over the Detroit Lions at the Silverdome in Detroit.
- The Rams, down 31-7 with 11:57 to play in the game, scored 21 unanswered points in the fourth quarter but the Saints held on for their first ever playoff victory.
- WR Isaac Bruce posted his third career 100-yard receiving game in the postseason, tying a franchise record.

HISTORY



## SUPER BOWL XXXIV

GEORGIA DOME, ATLANTA, GA • SUNDAY, JANUARY 30, 2000

RAMS	3	6	7	7	-23
Tennessee	0	0	6	10	-16

RAMS -- FG Wilkins 27  
 RAMS -- FG Wilkins 29  
 RAMS -- FG Wilkins 28  
 RAMS -- Holt 9-yard pass from Warner (Wilkins kick)  
 TEN -- George 1-yard run (Two Point Attempt Failed)  
 TEN -- George 2-yard run (Del Greco kick)  
 TEN -- FG Del Greco 43  
 RAMS -- Bruce 73-yard pass from Warner (Wilkins kick)  
 PAID ATT -- 72,625

	RAMS	TITANS
First Downs	23	27
Rushing	1	12
Passing	18	13
Penalty	4	2
Third Down Efficiency	5-12-42%	6-13-46%
Fourth Down Efficiency	0-1-0%	1-1-100%
Total Net Yards	436	367
Total Offensive Plays	59	73
Avg. Gain Per Play	7.4	5.0
Rushes-Yards	13-29	36-159
Avg. Gain Per Rush	2.2	4.4
Net Passing Yards	407	208
Att-Comp-Int	45-24-0	36-22-0
Avg. Gain Per Pass	8.8	5.6
Sacks Allowed-Yards	1-7	1-6
Punts-Avg	2-38.5	3-43
Penalties-Yards	8-60	7-45
Fumbles-Lost	2-0	1-0
Time of Possession	23:34	36:26

### RAMS STARTERS

WR Torry Holt	LE Kevin Carter
LT Orlando Pace	LDT Ray Agnew
LG Tom Nütten	RDT D'Marco Farr
C Mike Gruttadauria	RE Grant Wistrom
RG Adam Timmerman	LLB Mike Jones
RT Fred Miller	MLB London Fletcher
TE Roland Williams	RLB Todd Collins
WR Isaac Bruce	LC Todd Lyght
QB Kurt Warner	RC Dexter McCleon
FB Robert Holcombe	SS Billy Jenkins
RB Marshall Faulk	FS Keith Lyle

### RAMS SUBSTITUTIONS

P Mike Horan, K Jeff Wilkins, S Devin Bush, RB Amp Lee, CB Dre' Bly, S Rich Coady, RB James Hodgins, TE Jeff Robinson, C Ryan Tucker, LB Lorenzo Styles, LB Charlie Clemons, LB Leonard Little, LB Mike Morton, G Andy McCollum, WR Az-Zahir Hakim, WR Tony Horne, TE Ernie Conwell, WR Ricky Proehl, DT Jeff Zgonina, DT Nate Hobgood-Chittick, DE Jay Williams  
 DNP-QB Paul Justin, CB Taje Allen  
 IA-QB Joe Germaine, S Ron Carpenter, RB Justin Watson, G Cameron Spikes, T Matt Willig, WR Chris Thomas, LB Troy Pelshak, DE Lionel Barnes

### PASSING

RAMS	Att	Com	Yds	Tkd/Yd	TD	LG	IN
Kurt Warner	45	24	414	1/7	2	73t	0
TITANS	Att	Com	Yds	Tkd/Yd	TD	LG	IN
Steve McNair	36	22	214	1/6	0	32	0

### RUSHING

RAMS	Att	Yds	Avg	LG	TD
Marshall Faulk	10	17	1.7	4	0
Robert Holcombe	1	11	11.0	11	0
Kurt Warner	1	1	1.0	1	0
Mike Horan	1	0	0.0	0	0
TITANS	Att	Yds	Avg	LG	TD
Eddie George	28	95	3.4	13	2
Steve McNair	8	64	8.0	23	0

### RECEIVING

RAMS	No	Yds	Avg	LG	TD
Torry Holt	7	109	15.6	32	1
Isaac Bruce	6	162	27.0	73t	1
Marshall Faulk	5	90	18.0	52	0
Az-Zahir Hakim	1	17	17.0	17	0
Ernie Conwell	1	16	16.0	16	0
Ricky Proehl	1	1	11.0	11	0
Roland Williams	1	9	9.0	9	0
Robert Holcombe	1	1	1.0	1	0
Fred Miller	1	-1	-1.0	-1	0
TITANS	No	Yds	Avg	LG	TD
Jackie Harris	7	64	9.1	21	0
Frank Wycheck	5	35	7.0	13	0
Kevin Dyson	4	41	10.3	16	0
Eddie George	2	35	17.5	32	0
Isaac Bruce	2	21	10.5	21	0
Demick Mason	2	18	9.0	9	0

### INTERCEPTIONS

RAMS	No	Yds	Avg	LG	TD
None					
TITANS	No	Yds	Avg	LG	TD
None					

### PUNTING

RAMS	No	Yds	Avg	LG	TB	IN20	Blk
Mike Horan	2	77	38.5	47	0	0	0
TITANS	No	Yds	Avg	LG	TB	IN20	Blk
Craig Henrich	3	129	43.0	49	0	1	0

### PUNT RETURNS

RAMS	No	FC	Yds	Avg	LG	TD
Az-Zahir Hakim	2	0	8	4.0	10	0
TITANS	No	FC	Yds	Avg	LG	TD
Demick Mason	1	0	-1	-1.0	-1	0

### KICKOFF RETURNS

RAMS	No	Yds	Avg	LG	TD
Tony Horne	4	55	13.8	25	0
TITANS	No	Yds	Avg	LG	TD
Demick Mason	5	122	24.4	35	0

### SACKS

RAMS: Kevin Carter 1-6  
 TITANS: Jason Fisk 1-7

## GAME NOTES

- The Rams won the Super Bowl for the first time and earned their first World Championship since 1951. It was also the first Super Bowl Championship for the city of St. Louis.
- Rams QB Kurt Warner set a Super Bowl record by throwing for 414 yards and he tossed two touchdown passes and was named Super Bowl MVP.
- WR Torry Holt set a rookie record for receptions in a Super Bowl with seven.
- Warner completed a 73-yard touchdown pass to WR Isaac Bruce with 1:54 remaining in the game to give the Rams a 23-16 lead.
- On the final play of the game Titans' QB Steve McNair connected with WR Kevin Dyson inside the five-yard line. Dyson's attempt at a game tying touchdown was thwarted by LB Mike Jones tackle at the one-yard line, ensuring both Jones and the Rams their places in history.



## NFC CHAMPIONSHIP GAME

TRANS WORLD DOME, ST. LOUIS, MO • SUNDAY, JANUARY 23, 2000

Tampa Bay	3	0	3	0	-6
RAMS	3	2	0	6	-11

TB -- FG Gramatica 25  
 RAMS -- FG Wilkins 24  
 RAMS -- King out of endzone, forced by team for a safety  
 TB -- FG Gramatica 23  
 RAMS -- Proehl 30-yard pass from Warner (Two-point attempt failed)  
 PAID ATT -- 66,496

	BUCS	RAMS
<b>First Downs</b> .....	13	23
Rushing .....	2	5
Passing .....	11	14
Penalty .....	0	4
<b>Third Down Efficiency</b> .....	4-14-29%	7-14-50%
<b>Fourth Down Efficiency</b> .....	0-0-0%	0-0-0%
<b>Total Net Yards</b> .....	223	350
Total Offensive Plays.....	60	72
Avg. Gain Per Play .....	3.7	4.9
<b>Rushes-Yards</b> .....	15-60	25-59
Avg. Gain Per Rush .....	4.0	2.4
<b>Net Passing Yards</b> .....	163	291
Att-Comp-Int .....	40-17-2	44-28-2
Avg. Gain Per Pass .....	3.6	6.2
<b>Sacks Allowed-Yards</b> .....	5-25	3-25
<b>Punts-Avg</b> .....	6-47.8	4-37
<b>Penalties-Yards</b> .....	11-106	7-65
<b>Fumbles-Lost</b> .....	1-1	1-1
<b>Time of Possession</b> .....	22:35	37:25

### RAMS STARTERS

WR Torry Holt	LE Kevin Carter
LT Orlando Pace	LDT Ray Agnew
LG Tom Nütten	RDT D'Marco Farr
C Mike Gruttadauria	RE Grant Wistrom
RG Adam Timmerman	LLB Mike Jones
RT Fred Miller	MLB London Fletcher
TE Roland Williams	RLB Todd Collins
WR Isaac Bruce	LC Todd Lyght
QB Kurt Warner	RC Dexter McCleon
FB Robert Holcombe	SS Billy Jenkins
RB Marshall Faulk	FS Devin Bush

### RAMS SUBSTITUTIONS

P Mike Horan, K Jeff Wilkins, CB Taje Allen, RB Amp Lee, CB Dre' Bly, S Keith Lyle, S Rich Coady, RB James Hodgins, TE Jeff Robinson, C Ryan Tucker, LB Lorenzo Styles, LB Charlie Clemons, LB Leonard Little, LB Mike Morton, G Andy McClellum, WR Az-Zahir Hakim, WR Tony Horne, TE Ernie Conwell, WR Ricky Proehl, DT Jeff Zgonina, DT Nate Hobgood-Chittick, DE Jay Williams  
**DNP**-QB Paul Justin  
**IA**-QB Joe Germaine, S Ron Carpenter, RB Justin Watson, G Cameron Spikes, T Matt Willig, WR Chris Thomas, LB Troy Pelshak, DE Lionel Barnes

### PASSING

	Att	Com	Yds	Tkd/Yd	TD	LG	IN
Shaun King	29	13	163	5/37	0	32	2
<b>Rams</b>	<b>Att</b>	<b>Com</b>	<b>Yds</b>	<b>Tkd/Yd</b>	<b>TD</b>	<b>LG</b>	<b>IN</b>
Kurt Warner	43	26	258	0/0	1	30	3

### Buccaneers

	Att	Yds	Avg	LG	TD
Mike Alstott	12	39	3.3	9	0
Warrick Dunn	9	35	3.9	13	0
Shaun King	2	3	1.5	3	0
<b>Rams</b>	<b>Att</b>	<b>Yds</b>	<b>Avg</b>	<b>LG</b>	<b>TD</b>
Marshall Faulk	17	44	2.6	9	0
Az-Zahir Hakim	1	6	6.0	6	0
Robert Holcombe	1	2	2.0	2	0
Kurt Warner	2	-1	-0.5	0	0

### RECEIVING

	No	Yds	Avg	LG	TD
<b>Buccaneers</b>					
Jacquez Green	4	59	14.8	32	0
Warrick Dunn	4	37	9.3	12	0
Karl Williams	2	28	14.0	22	0
Bert Emanuel	1	22	22.0	22	0
Mike Alstott	1	9	9.0	9	0
Dave Moore	1	8	8.0	8	0
<b>Rams</b>	<b>No</b>	<b>Yds</b>	<b>Avg</b>	<b>LG</b>	<b>TD</b>
Torry Holt	7	68	9.7	20	0
Ricky Proehl	6	100	16.7	30	1
Isaac Bruce	3	22	7.3	9	0
Marshall Faulk	3	5	1.7	9	0
Az-Zahir Hakim	2	27	13.5	14	0
Robert Holcombe	2	5	2.5	6	0
Roland Williams	1	22	22.0	22	0
Jeff Robinson	1	11	11.0	11	0
Ernie Conwell	1	-2	-2.0	-2	0

### INTERCEPTIONS

	No	Yds	Avg	LG	TD
<b>Buccaneers</b>					
Brian Kelly	1	15	15.0	15	0
Hardy Nickerson	1	6	6.0	6	0
Steve White	1	0	0.0	0	0
<b>Rams</b>	<b>No</b>	<b>Yds</b>	<b>Avg</b>	<b>LG</b>	<b>TD</b>
Todd Lyght	1	19	19.0	19	0
Dre' Bly	1	9	9.0	9	0

### PUNTING

	No	Yds	Avg	LG	TB	IN20	Blk
<b>Buccaneers</b>							
Mark Royals	5	202	40.4	53	1	3	0
<b>Rams</b>	<b>No</b>	<b>Yds</b>	<b>Avg</b>	<b>LG</b>	<b>TB</b>	<b>IN20</b>	<b>Blk</b>
Mike Horan	4	175	43.8	48	0	0	0

### PUNT RETURNS

	No	FC	Yds	Avg	LG	TD
<b>Buccaneers</b>						
Karl Williams	4	0	45	11.3	15	0
<b>Rams</b>	<b>No</b>	<b>FC</b>	<b>Yds</b>	<b>Avg</b>	<b>LG</b>	<b>TD</b>
Az-Zahir Hakim	3	1	25	8.3	15	0

### KICKOFF RETURNS

	No	Yds	Avg	LG	TD
<b>Buccaneers</b>					
Warrick Dunn	3	60	20.0	26	0
<b>Rams</b>	<b>No</b>	<b>Yds</b>	<b>Avg</b>	<b>LG</b>	<b>TD</b>
Tony Home	2	38	19.0	24	0

### SACKS

**Buccaneers:** None

**Rams:** Grant Wistrom 1-13, Charlie Clemons 1-8, D'Marco Farr 1-5, Jeff Zgonina 1-5

## GAME NOTES

- The Rams earned their first trip to the Super Bowl since 1979, defeating the Bucs in a rematch of the NFC Championship game 20 years ago.
- WR Ricky Proehl's leaping, one-handed 30-yard touchdown catch, his first touchdown of the season, gave the Rams the lead with 4:44 to play.
- Tampa Bay's ensuing drive moved them to the St. Louis 35-yard line in the game's waning moments, but Tampa Bay QB Shaun King's pass to WR Bert Emanuel in the endzone on fourth down with less than a minute to play was knocked away in the endzone by CB Taje Allen.



## NFC DIVISIONAL PLAYOFF GAME

TRANS WORLD DOME, ST. LOUIS, MO • SUNDAY, JANUARY 16, 2000

Minnesota	3	14	0	20	-37
RAMS	14	0	21	14	-49

MIN -- FG Anderson 31  
 RAMS -- Bruce 77-yard pass from Warner (Wilkins kick)  
 RAMS -- Faulk 41-yard pass from Warner (Wilkins kick)  
 MIN -- Carter 22-yard pass from George (Anderson kick)  
 MIN -- Hoard 4-yard run (Anderson kick)  
 RAMS -- Horne 95-yard kickoff return (Wilkins kick)  
 RAMS -- Faulk 1-yard run (Wilkins kick)  
 RAMS -- Robinson 13-yard pass from Warner (Wilkins kick)  
 RAMS -- Tucker 1-yard pass from Warner (Wilkins kick)  
 RAMS -- Williams 2-yard pass from Warner (Wilkins kick)  
 MIN -- Reed 4-yard pass from George (Hoard run)  
 MIN -- Moss 44-yard pass from George (Two Point Attempt Failed)  
 MIN -- Moss 2-yard pass from George (Two Point Attempt Failed)  
 PAID ATT -- 66,194

	VIKINGS	RAMS
First Downs	27	23
Rushing	6	3
Passing	20	18
Penalty	1	2
Third Down Efficiency	6-15-40%	4-8-50%
Fourth Down Efficiency	2-2-100%	0-0-0%
Total Net Yards	476	405
Total Offensive Plays	83	52
Avg. Gain Per Play	5.7	7.8
Rushes-Yards	29-87	17-31
Avg. Gain Per Rush	3.0	1.8
Net Passing Yards	389	374
Att-Comp-Int	50-29-1	33-27-1
Avg. Gain Per Pass	7.2	10.7
Sacks Allowed-Yards	4-35	2-17
Punts-Avg	5-47.6	3-38.7
Penalties-Yards	10-57	10-70
Fumbles-Lost	2-2	2-2
Time of Possession	34:11	25:49

### RAMS STARTERS

WR Torry Holt	LE Kevin Carter
LT Orlando Pace	LDT Ray Agnew
LG Tom Nütten	RT D'Marco Farr
C Mike Gruttadauria	RE Grant Wistrom
RG Adam Timmerman	LLB Mike Jones
RT Fred Miller	MLB London Fletcher
TE Roland Williams	RLB Todd Collins
WR Isaac Bruce	LC Todd Lyght
QB Kurt Warner	RC Dexter McCleon
FB Robert Holcombe	SS Billy Jenkins
RB Marshall Faulk	FS Devin Bush

### RAMS SUBSTITUTIONS

P Mike Horan, K Jeff Wilkins, CB Taje Allen, S Ron Carpenter, RB Amp Lee, CB Dre' Bly, S Rich Coady, RB James Hodgins, TE Jeff Robinson, C Ryan Tucker, LB Lorenzo Styles, LB Charlie Clemons, LB Leonard Little, LB Mike Morton, G Andy McCollum, WR Az-Zahir Hakim, WR Tony Horne, TE Ernie Conwell, WR Ricky Proehl, DT Jeff Zgonina, DT Nate Hogenbood-Chittick, DE Jay Williams  
 DNP-QB Paul Justin  
 IA-QB Joe Germaine, S Keith Lyle, RB Justin Watson, G Cameron Spikes, T Matt Willig, WR Chris Thomas, LB Troy Pelshak, DE Lionel Barnes

### PASSING

Vikings	Att	Com	Yds	Tkd/Yd	TD	LG	IN
Jeff George	50	29	424	4/35	4	44t	1
Rams	Att	Com	Yds	Tkd/Yd	TD	LG	IN
Kurt Warner	33	27	391	2/17	5	77t	1

### RUSHING

Vikings	Att	Yds	Avg	LG	TD
Robert Smith	20	64	3.2	11	0
Leroy Hoard	7	24	3.4	9	1
Jeff George	2	-1	-0.5	0	0
Rams	Att	Yds	Avg	LG	TD
Marshall Faulk	11	21	1.9	11	1
Az-Zahir Hakim	1	4	4.0	4	0
Kurt Warner	3	3	1.0	4	0
Robert Holcombe	1	2	2.0	2	0
Amp Lee	1	1	1.0	1	0

### RECEIVING

Vikings	No	Yds	Avg	LG	TD
Randy Moss	9	188	20.9	44t	2
Cris Carter	7	111	15.9	22t	1
Robert Smith	7	32	4.6	15	0
Jake Reed	5	81	16.2	41	1
Andrew Glover	1	12	12.0	12	0
Rams	No	Yds	Avg	LG	TD
Torry Holt	6	65	10.8	17	0
Marshall Faulk	5	80	16.0	41t	1
Az-Zahir Hakim	5	49	9.8	20	0
Isaac Bruce	4	133	33.3	77t	1
Roland Williams	2	20	10.0	18	1
Jeff Robinson	1	13	13.0	13t	1
Robert Holcombe	1	12	12.0	12	0
Ricky Proehl	1	10	10.0	10	0
Ernie Conwell	1	8	8.0	8	0
Ryan Tucker	1	1	1.0	1t	1

### INTERCEPTIONS

Vikings	No	Yds	Avg	LG	TD
Jimmy Hittcock	1	0	0.0	0	0
Rams	No	Yds	Avg	LG	TD
Dexter McCleon	1	-4	-4.0	0	0

### PUNTING

Vikings	No	Yds	Avg	LG	TBIN20	Blk
Mitch Berger	5	238	47.6	52	0	1
Rams	No	Yds	Avg	LG	TBIN20	Blk
Mike Horan	3	116	38.7	42	0	1

### PUNT RETURNS

Vikings	No	FC	Yds	Avg	LG	TD
Randy Moss	2	0	25	12.5	14	0
Rams	No	FC	Yds	Avg	LG	TD
Az-Zahir Hakim	4	0	72	18.0	34	0

### KICKOFF RETURNS

Vikings	No	Yds	Avg	LG	TD
Robert Tate	7	151	21.6	25	0
Moe Williams	1	23	23.0	23	0
Rams	No	Yds	Avg	LG	TD
Tony Horne	4	174	43.5	95t	1
Isaac Bruce	1	0	0.0	0	0

### SACKS

**Vikings:** John Randle 1-9, John Burrough 1-8  
**Rams:** Billy Jenkins 1-13, Charlie Clemons 1-9, London Fletcher 1-7, Kevin Carter 1-6

## GAME NOTES

- The Rams won their first playoff game since January 7, 1990 against the New York Giants and their first home playoff game since January 4, 1985, vs. Dallas.
- Rams QB Kurt Warner set team playoff records for passing yards (391), completions (27), completion percentage (81.8), and touchdowns (five).
- On the Rams first play from scrimmage, Warner connected with WR Isaac Bruce on a 77-yard scoring pass.
- WR/KR Tony Horne scored on a 95-yard kickoff return, the first kickoff returned for a touchdown in Rams' post-season history.

# 1989 NFC CHAMPIONSHIP GAME • SAN FRANCISCO 30, RAMS 3

CANDLESTICK PARK, SAN FRANCISCO, CA • SUNDAY, JANUARY 14, 1990

RAMS	3	0	0	0	-3
San Francisco	0	21	3	6	-30

RAMS - FG Lansford 23  
 SF - Jones 20-yard pass from Montana (Cofor kick)  
 SF - Craig 1-yard run (Cofor kick)  
 SF - Taylor 18-yard pass from Montana (Cofor kick)  
 SF - FG Cofor 28  
 SF - FG Cofor 36  
 SF - FG Cofor 25  
 PAID ATT -- 64,769

	RAMS	49ERS
First Downs	9	29
Rushing	0	12
Passing	9	16
Penalty	0	1
Third Down Efficiency	3-12-25%	7-13-54%
Fourth Down Efficiency	0-0-0%	0-0-0%
Total Net Yards	56	442
Total Offensive Plays	47	76
Avg. Gain Per Play	3.3	5.8
Rushes-Yards	10-26	44-179
Avg. Gain Per Rush	2.6	4.1
Net Passing Yards	130	263
Att-Comp-Int	36-16-3	31-27-0
Avg. Gain Per Pass	3.5	8.2
Sacks Allowed-Yards	1-11	1-5
Punts-Avg	7-31.4	2-31.0
Penalties-Yards	1-10	3-21
Fumbles-Lost	1-0	2-0
Time of Possession	20:12	39:48

### RAMS STARTERS

WR Willie Anderson	DT Shawn Miller
LT Irv Pankey	NT Alvin Wright
LG Tom Newberry	DT Mike Piel
C Doug Smith	OLB Kevin Greene
RG Duval Love	ILB Larry Kelm
RT Jackie Slater	ILB Fred Strickland
TE Pete Holohan	OLB Mike Wilcher
WR Henry Ellard	LC Jerry Gray
QB Jim Everett	RC LeRoy Irvin
FB Buford McGee	SS James Washington
RB Greg Bell	FS Michael Stewart

### RUSHING

Rams	Att	Yds	Avg	LG	TD
Greg Bell	8	20	2.5	5	0
Cleveland Gary	1	3	3.0	3	0
Robert Delpino	1	3	3.0	3	0
49ers	Att	Yds	Avg	LG	TD
Roger Craig	23	93	4.0	13	1
Tom Rathman	10	63	6.3	17	0
Terrence Flagler	8	19	2.4	12	0
Joe Montana	1	4	4.0	4	0
Keith Henderson	1	1	1.0	1	0
Steve Young	1	-1	-1.0	1	0

### RECEIVING

Rams	No	Yds	Avg	LG	TD
Buford McGee	7	53	7.6	17	0
Pete Holohan	3	26	8.7	18	0
Greg Bell	2	23	11.5	18	0
Henry Ellard	2	18	9.0	12	0
Johnnie Anderson	1	14	14.0	14	0
Johnnie Johnson	1	7	7.0	7	0
49ers	No	Yds	Avg	LG	TD
Jerry Rice	6	55	9.2	19	0
Tom Rathman	6	48	8.0	13	0
Brent Jones	4	46	11.5	20	1
John Taylor	4	45	11.3	18	1
Roger Craig	3	40	13.3	16	0
Mike Sherrard	2	21	10.5	15	0
Mike Wilson	1	7	7.0	7	0
Jamie Williams	1	6	6.0	6	0

### INTERCEPTIONS

Rams	No	Yds	Avg	LG	TD
None					
49ers	No	Yds	Avg	LG	TD
Tim McKay	1	27	27.0	27	0
Keena Turner	1	15	15.0	15	0
Ronnie Lott	1	14	14.0	14	0

### PUNTING

Rams	No	Yds	Avg	LG	TBIN20	Bk
Dale Hatcher	7	220	31.4	41	0	3
49ers	No	Yds	Avg	LG	TBIN20	Bk
Barry Helton	2	62	31.0	36	0	0

### PUNT RETURNS

Rams	No	FC	Yds	Avg	LG	TD
LeRoy Irvin	1	0	10	10.0	10	0
49ers	No	FC	Yds	Avg	LG	TD
John Taylor	1	4	2	2.0	2	0

### KICKOFF RETURNS

Rams	No	Yds	Avg	LG	TD
Robert Delpino	4	95	23.8	49	0
Ron Brown	2	51	25.5	27	0
49ers	No	Yds	Avg	LG	TD
Terrence Flagler	1	19	19.0	19	0
Spencer Tillman	1	16	16.0	16	0

### SACKS

Rams: Larry Kelm 1-5  
 49ers: Larry Roberts 1-11

### PASSING

Rams	Att	Com	Yds	Tkd/Yd	TD	LG	IN
Jim Everett	36	16	141	1/11	0	18	3
49ers	Att	Com	Yds	Tkd/Yd	TD	LG	IN
Joe Montana	30	26	262	0/0	2	20	0
Steve Young	1	1	6	0/0	0	6	0
Roger Craig	0	0	0	1/5	0	0	0

# 1989 NFC DIVISIONAL PLAYOFF GAME • RAMS 19, NEW YORK GIANTS 13 (OT)

GIANTS STADIUM, EAST RUTHERFORD, NJ • SUNDAY, JANUARY 7, 1990

RAMS	0	7	0	6	6-19
New York Giants	6	0	7	0	0-13

NYG - FG Allegre 35  
 NYG - FG Allegre 41  
 RAMS - Anderson 20-yard pass from Everett (Lansford kick)  
 NYG - Anderson 2-yard run (Allegre kick)  
 RAMS - FG Lansford 31  
 RAMS - FG Lansford 22  
 RAMS - Anderson 30-yard pass from Everett  
 PAID ATT -- 76,325

	RAMS	GIANTS
First Downs	26	20
Rushing	6	11
Passing	18	8
Penalty	2	1
Third Down Efficiency	7-14-50%	9-16-56%
Fourth Down Efficiency	0-0-0%	0-0-0%
Total Net Yards	448	344
Total Offensive Plays	70	67
Avg. Gain Per Play	6.4	5.1
Rushes-Yards	24-146	36-171
Avg. Gain Per Rush	6.1	4.8
Net Passing Yards	302	173
Att-Comp-Int	44-25-1	30-14-1
Avg. Gain Per Pass	6.5	5.6
Sacks Allowed-Yards	2-13	1-7
Punts-Avg	4-30.3	5-37.2
Penalties-Yards	4-35	4-59
Fumbles-Lost	1-1	3-0
Time of Possession	28:19	32:47

### RAMS STARTERS

WR Willie Anderson	DT Shawn Miller
LT Irv Pankey	NT Alvin Wright
LG Tom Newberry	DT Mike Piel
C Doug Smith	OLB Kevin Greene
RG Duval Love	ILB Larry Kelm
RT Jackie Slater	ILB Fred Strickland
TE Damone Johnson	OLB Mike Wilcher
WR Henry Ellard	LC Jerry Gray
QB Jim Everett	RC LeRoy Irvin
FB Pete Holohan	SS Vince Newsome
RB Greg Bell	FS Michael Stewart

### RUSHING

Rams	Att	Yds	Avg	LG	TD
Greg Bell	19	87	4.6	18	0
Buford McGee	3	34	11.3	14	0
Jim Everett	2	25	12.5	13	0
49ers	Att	Yds	Avg	LG	TD
Ottis Anderson	24	120	5.0	13	1
Willie Anderson	7	25	3.6	12	0
Lewis Tillman	3	16	5.3	13	0
Phil Simms	1	7	7.0	7	0
David Meggett	1	3	3.0	3	0
Maurice Carthon	1	3	3.0	3	0

### RECEIVING

Rams	No	Yds	Avg	LG	TD
Henry Ellard	8	125	15.6	27	0
Willie Anderson	2	50	25.0	30	2
Pete Holohan	5	48	9.6	12	0
Ron Brown	3	35	11.7	14	0
Buford McGee	2	31	15.5	22	0
Damone Johnson	3	15	5.0	5	0
Greg Bell	2	11	5.5	6	0
Giants	No	Yds	Avg	LG	TD
David Meggett	4	52	13.0	16	0
Zeke Mowatt	3	52	17.3	23	0
Stephen Baker	2	46	23.0	27	0
Lionel Manuel	1	24	24.0	24	0
Maurice Carthon	1	8	8.0	8	0
Ottis Anderson	3	-2	-0.7	6	0

### INTERCEPTIONS

Rams	No	Yds	Avg	LG	TD
Michael Stewart	1	29	29.0	29	0
Giants	No	Yds	Avg	LG	TD
Mark Collins	1	0	0.0	0	0

### PUNTING

Rams	No	Yds	Avg	LG	TBIN20	Bk
Dale Hatcher	4	121	30.3	41	0	2
Giants	No	Yds	Avg	LG	TBIN20	Bk
Sean Landeta	5	186	37.2	49	0	1

### PUNT RETURNS

Rams	No	FC	Yds	Avg	LG	TD
LeRoy Irvin	1	0	3	3.0	3	0
Darryl Henley	2	1	-4	-2.0	7	0
Giants	No	FC	Yds	Avg	LG	TD
David Meggett	1	0	0	0.0	0	0

### KICKOFF RETURNS

Rams	No	Yds	Avg	LG	TD
Robert Delpino	4	60	15.0	23	0
Ron Brown	1	38	38.3	38	0
Giants	No	Yds	Avg	LG	TD
Mark Ingram	2	41	20.5	21	0
David Meggett	1	25	25.0	25	0
Howard Cross	1	9	9.0	9	0

### SACKS

Rams: Kevin Greene 1-7  
 Giants: Lawrence Taylor 2-13

### PASSING

Rams	Att	Com	Yds	Tkd/Yd	TD	LG	IN
Jim Everett	44	25	315	2/13	2	30	1
Giants	Att	Com	Yds	Tkd/Yd	TD	LG	IN
Phil Simms	29	14	180	1/7	0	27	1
David Meggett	1	0	0	0/0	0	0	0

## 1989 NFC WILDCARD GAME • RAMS 21, PHILADELPHIA 7

VETERAN'S STADIUM, PHILADELPHIA, PA • SUNDAY, DECEMBER 31, 1989

RAMS	14	0	0	7	-21
Philadelphia	0	0	0	7	-7

RAMS - Ellard 39-yard pass from Everett (Lansford kick)  
 RAMS - Johnson 4-yard pass from Everett (Lansford kick)  
 PHI - Toney 1-yard run (Ruzek kick)  
 RAMS - Bell 7-yard run (Lansford kick)  
 PAID ATT -- 57,869

	RAMS	EAGLES
First Downs	19	14
Rushing	6	6
Passing	12	8
Penalty	1	0
Third Down Efficiency	5-16 31%	6-16 38%
Fourth Down Efficiency	1-1 00%	0-0 0%
Total Net Yards	409	306
Total Offensive Plays	71	62
Avg. Gain Per Play	5.8	4.9
Rushes-Yards	36-144	20-95
Avg. Gain Per Rush	4.0	4.8
Net Passing Yards	265	211
Att-Comp-Int	33-18-2	40-24-1
Avg. Gain Per Pass	7.8	5.0
Sacks Allowed-Yards	2-16	2-27
Punts-Avg	7-37.0	9-36.3
Penalties-Yards	1-5	4-35
Fumbles-Lost	1-1	6-2
Time of Possession	33:38	26:22

### RAMS STARTERS

WR Willie Anderson	DT Shawn Miller
LT Irv Pankay	NT Alvin Wright
LG Tom Newberry	DT Mike Piel
C Doug Smith	OLB Kevin Greene
RG Tony Slaton	ILB Larry Kelm
RT Jackie Slater	ILB Fred Strickland
TE Damone Johnson	OLB Mike Wilcher
WR Henry Ellard	LC Jerry Gray
QB Jim Everett	RC LeRoy Irvin
RB Greg Bell	SS Vince Newsome
WR Aaron Cox	FS Michael Stewart

### RUSHING

Rams	Att	Yds	Avg	LG	TD
Greg Bell	27	124	4.6	54	1
Buford McGee	2	18	9.0	16	0
Jim Everett	7	2	0.3	7	0

### EAGLES

Rams	Att	Yds	Avg	LG	TD
Handl Sherman	9	44	4.9	23	0
Randall Cunningham	6	39	6.5	11	0
Anthony Toney	5	12	2.4	5	1

### RECEIVING

Rams	No	Yds	Avg	LG	TD
Henry Ellard	4	87	21.8	39#	1
Willie Anderson	2	77	38.5	55	0
Pete Holohan	4	37	9.3	18	0
Robert Delpino	3	31	10.3	16	0
Greg Bell	1	23	23.0	23	0
Buford McGee	3	22	7.3	15	0
Damone Johnson	1	4	4.0	4#	1

### EAGLES

Rams	No	Yds	Avg	LG	TD
Keith Byars	9	68	7.6	17	0
Keith Jackson	3	47	15.7	30	0
Ron Johnson	2	38	19.2	23	0
Anthony Toney	4	35	8.8	20	0
Handl Sherman	2	18	9.0	11	0
Cris Carter	2	16	8.0	11	0
Greg Garrity	2	16	8.0	8	0

### INTERCEPTIONS

Rams	No	Yds	Avg	LG	TD
LeRoy Irvin	1	0	0.0	0	0
Eagles	No	Yds	Avg	LG	TD
Izel Jenkins	1	33	33.0	33	0
Seth Joyner	1	1	1.0	1	0

### PUNTING

Rams	No	Yds	Avg	LG	TB	IN	Bk
Dale Hatcher	7	259	37.0	47	2	2	0
Eagles	No	Yds	Avg	LG	TB	IN	Bk
Rick Titus	8	307	38.4	43	0	2	0
Randall Cunningham	1	20	20.0	20	0	0	0

### PUNT RETURNS

Rams	No	FC	Yds	Avg	LG	TD
Darryl Henley	3	1	15	5.0	7	0
Eagles	No	FC	Yds	Avg	LG	TD
Anthony Edwards	2	1	5	2.5	3	0

### KICKOFF RETURNS

Rams	No	Yds	Avg	LG	TD
Ron Brown	1	14	14.0	14	0
Robert Delpino	1	0	0.0	0	0
Eagles	No	Yds	Avg	LG	TD
Anthony Edwards	3	37	12.3	18	0
Mark Higgs	1	15	15.0	15	0

### SACKS

Rams: Kevin Greene 2-27  
 Eagles: Reggie White 1-9, Jerome Brown 1-7

### PASSING

Rams	Att	Com	Yds	Tkd/Yd	TD	LG	IN
Jim Everett	33	18	281	2/16	2	55	2
Eagles	Att	Com	Yds	Tkd/Yd	TD	LG	IN
Randall Cunningham	40	24	238	2/27	0	30	1

## 1988 NFC WILDCARD GAME • MINNESOTA 28, RAMS 17

HUBERT H. HUMPHREY METRODOME, MINNEAPOLIS, MN • MONDAY, DECEMBER 26, 1988

RAMS	0	7	3	7	-17
Minnesota	14	0	7	7	-28

MIN - Anderson 7-yard run (Nelson kick)  
 MIN - Rice 17-yard run (Nelson kick)  
 RAMS - D. Johnson 3-yard pass from Everett (Lansford kick)  
 MIN - Anderson 1-yard run (Nelson kick)  
 RAMS - FG Lansford 43  
 MIN - Hilton 5-yard pass from Wilson (Nelson kick)  
 RAMS - Holohan 11-yard pass from Everett (Lansford kick)  
 PAID ATT -- 57,666

	RAMS	VIKES
First Downs	19	20
Rushing	4	7
Passing	15	11
Penalty	0	2
Third Down Efficiency	6-15 40%	6-14 43%
Fourth Down Efficiency	0-1 0%	0-0 0%
Total Net Yards	342	310
Total Offensive Plays	70	66
Avg. Gain Per Play	4.9	4.7
Rushes-Yards	24-107	33-103
Avg. Gain Per Rush	4.5	3.1
Net Passing Yards	235	207
Att-Comp-Int	45-19-3	28-17-0
Avg. Gain Per Pass	5.1	6.3
Sacks Allowed-Yards	1-7	5-46
Punts-Avg	5-46.2	7-41.6
Penalties-Yards	10-54	6-40
Fumbles-Lost	0-0	1-0
Time of Possession	26:06	33:54

### RAMS STARTERS

WR Aaron Cox	LE Doug Reed
LT Irv Pankay	NT Alvin Wright
LG Tom Newberry	RE Shawn Miller
C Doug Smith	OLB Kevin Greene
RG Duval Lowe	ILB Carl Ekern
RT Jackie Slater	ILB Jim Collins
TE Damone Johnson	OLB Mike Wilcher
WR Henry Ellard	LC Jerry Gray
QB Jim Everett	RC LeRoy Irvin
FB Buford McGee	SS Johnnie Johnson
RB Greg Bell	FS Michael Stewart

### RUSHING

Rams	Att	Yds	Avg	LG	TD
Greg Bell	17	91	5.4	22	0
Jim Everett	2	8	4.0	6	0
Robert Delpino	3	4	1.3	4	0
Charles White	1	2	2.0	2	0
Henry Ellard	1	2	2.0	2	0

### VIKINGS

Rams	Att	Yds	Avg	LG	TD
Allen Rice	17	79	4.6	17	1
Darrin Nelson	3	9	3.0	7	0
Alfred Anderson	6	9	1.5	7	2
Rick Fenney	2	5	2.5	3	0
Wade Wilson	5	0	0.2	3	0

### RECEIVING

Rams	No	Yds	Avg	LG	TD
Henry Ellard	4	54	13.5	29	0
Pete Holohan	3	44	14.7	24	1
Buford McGee	4	34	8.5	19	0
Robert Delpino	2	33	16.5	21	0
Willie Anderson	2	29	14.5	17	0
Damone Johnson	3	27	9.0	18	1
Ron Brown	1	26	26.0	26	0
Vikings	No	Yds	Avg	LG	TD
Anthony Carter	4	102	25.5	46	0
Jim Gustafson	2	52	26.0	34	0
Hassan Jones	2	28	14.0	18	0
Steve Jordan	1	19	19.0	19	0
Rick Fenney	3	19	6.3	8	0
Allen Rice	1	12	12.0	12	0
Alfred Anderson	2	10	5.0	5	0
Darrin Nelson	1	6	6.0	6	0

### INTERCEPTIONS

Rams	No	Yds	Avg	LG	TD
None	0	0	0.0	0	0
Vikings	No	Yds	Avg	LG	TD
Joey Browner	2	40	20.0	26	0
Scott Studwell	1	0	0.0	0	0

### PUNTING

Rams	No	Yds	Avg	LG	TB	IN	Bk
Dale Hatcher	5	241	48.2	63	0	2	0
Vikings	No	Yds	Avg	LG	TB	IN	Bk
Bucky Scribner	7	291	41.6	51	0	1	0

### PUNT RETURNS

Rams	No	FC	Yds	Avg	LG	TD
Clifford Hicks	0	0	46	11.5	32	0
Mickey Sutton	1	0	14	14.0	14	0
Vikings	No	FC	Yds	Avg	LG	TD
Anthony Carter	1	2	1	1.0	1	0
Leo Lewis	1	0	14	14.0	14	0

### KICKOFF RETURNS

Rams	No	Yds	Avg	LG	TD
Ron Brown	4	71	17.8	22	0
Robert Delpino	1	35	35.0	35	0
Vikings	No	Yds	Avg	LG	TD
Darryl Harris	3	58	19.3	20	0

### SACKS

Rams: Kevin Greene 3-19, Fred Strickland 2-27  
 Vikings: Joey Browner 1-12

### PASSING

Rams	Att	Com	Yds	Tkd/Yd	TD	LG	IN
Jim Everett	45	19	247	1/12	2	29	3
Vikings	Att	Com	Yds	Tkd/Yd	TD	LG	IN
Wade Wilson	28	17	253	5/46	1	46	0

## 1986 NFC WILDCARD GAME • WASHINGTON 19, RAMS 7

RFK STADIUM, WASHINGTON, D.C. • SUNDAY, DECEMBER 28, 1986

RAMS	0	0	0	7	-7
Washington	10	3	3	3	-19

WAS - FG Atkinson 25  
 WAS - Bryant 14-yard pass from Schroeder (Atkinson kick)  
 WAS - FG Atkinson 20  
 WAS - FG Atkinson 38  
 RAMS - House 12-yard pass from Everett (Lansford kick)  
 WAS - FG Atkinson 19  
 PAID ATT -- 54,130

		<b>RAMS</b>	<b>'SKINS</b>
<b>First Downs</b> .....	16	15	
Rushing .....	9	9	
Passing .....	6	5	
Penalty .....	1	1	
<b>Third Down Efficiency</b> .....	5-10-50%	7-16-44%	
<b>Fourth Down Efficiency</b> .....	0-1-0%	0-0-0%	
<b>Total Net Yards</b> .....	324	228	
Total Offensive Plays .....	53	64	
Avg. Gain Per Play .....	6.1	3.6	
<b>Rushes-Yards</b> .....	34-198	41-138	
Avg. Gain Per Rush .....	5.8	3.4	
<b>Net Passing Yards</b> .....	126	90	
Att-Comp-Int .....	18-9-2	23-13-0	
Avg. Gain Per Pass .....	6.6	3.9	
<b>Sacks Allowed-Yards</b> .....	1-10	0-0	
<b>Punts-Avg</b> .....	3-38.3	5-42.2	
<b>Penalties-Yards</b> .....	8-78	6-45	
<b>Fumbles-Lost</b> .....	4-1	1-1	
<b>Time of Possession</b> .....	23:54	36:06	

### RAMS STARTERS

WR Kevin House	LE Doug Reed
LT Irv Pankey	NT Shawn Miller
LG Tom Newberry	RE Reggie Doss
C Doug Smith	LOLB Mel Owens
RG Dennis Harrah	LILB Mark Jerue
RT Jackie Slater	RLB Carl Ekern
TE David Hill	ROLB Mike Wilcher
WR Henry Ellard	LC Jerry Gray
QB Jim Everett	RC LeRoy Irvin
RB Barry Redden	FS Vince Newsome
RB Eric Dickerson	SS Nolan Cromwell

		<b>RUSHING</b>					
<b>Rams</b>	<b>Att</b>	<b>Yds</b>	<b>Avg</b>	<b>LG</b>	<b>TD</b>		
Eric Dickerson	26	158	6.1	65	0		
Barry Redden	7	28	4.0	13	0		
Jim Everett	1	12	12.0	12	0		
<b>Redskins</b>		<b>Att</b>	<b>Yds</b>	<b>Avg</b>	<b>LG</b>	<b>TD</b>	
George Rogers	29	115	4.0	15	0		
Kevin House	4	17	4.3	9	0		
Kath Griffin	5	8	1.6	4	0		
Jay Schroeder	3	-2	-0.7	0	0		

		<b>RECEIVING</b>					
<b>Rams</b>	<b>No</b>	<b>Yds</b>	<b>Avg</b>	<b>LG</b>	<b>TD</b>		
Kevin House	3	70	23.3	45	1		
David Hill	3	27	9.0	13	0		
Barry Redden	1	20	20.0	20	0		
Henry Ellard	1	14	14.0	14	0		
Darren Long	1	5	5.0	5	0		
<b>Redskins</b>		<b>No</b>	<b>Yds</b>	<b>Avg</b>	<b>LG</b>	<b>TD</b>	
Art Monk	5	34	6.8	11	0		
Kevin Bryant	2	18	9.0	14	1		
Ricky Sanders	2	15	7.5	10	0		
Gary Clark	1	8	8.0	8	0		
Don Warren	1	7	7.0	7	0		
Clint Didier	1	4	4.0	4	0		
George Rogers	1	4	4.0	4	0		

		<b>INTERCEPTIONS</b>					
<b>Rams</b>	<b>No</b>	<b>Yds</b>	<b>Avg</b>	<b>LG</b>	<b>TD</b>		
None							
<b>Redskins</b>		<b>No</b>	<b>Yds</b>	<b>Avg</b>	<b>LG</b>	<b>TD</b>	
Alvin Walton	1	16	16.0	16	0		
Barry Wilburn	1	2	2.0	2	0		

		<b>PUNTING</b>					
<b>Rams</b>	<b>No</b>	<b>Yds</b>	<b>Avg</b>	<b>LG</b>	<b>TB</b>	<b>IN20</b>	<b>Blk</b>
Dale Hatcher	3	115	38.3	42	0	0	0
<b>Redskins</b>		<b>No</b>	<b>Yds</b>	<b>Avg</b>	<b>LG</b>	<b>TB</b>	<b>IN20</b>
Steve Cox	5	211	42.2	51	0	2	0

		<b>PUNT RETURNS</b>					
<b>Rams</b>	<b>No</b>	<b>FC</b>	<b>Yds</b>	<b>Avg</b>	<b>LG</b>	<b>TD</b>	
Henry Ellard	2	0	23	11.5	14	0	
Johnnie Johnson	0	1	0	0.0	0	0	
<b>Redskins</b>		<b>No</b>	<b>FC</b>	<b>Yds</b>	<b>Avg</b>	<b>LG</b>	<b>TD</b>
Eric Yarber	2	0	8	4.0	9	0	

		<b>KICKOFF RETURNS</b>					
<b>Rams</b>	<b>No</b>	<b>Yds</b>	<b>Avg</b>	<b>LG</b>	<b>TD</b>		
Charles White	3	42	14.0	27	0		
Mickey Sutton	2	37	18.5	20	0		
Mike McDonald	1	7	7.0	7	0		
<b>Redskins</b>		<b>No</b>	<b>Yds</b>	<b>Avg</b>	<b>LG</b>	<b>TD</b>	
Dwight Garner	2	27	13.5	14	0		

		<b>SACKS</b>					
<b>Rams:</b>	None						
<b>Redskins:</b>	Charles Mann 1-10						

		<b>PASSING</b>					
<b>Rams</b>	<b>Att</b>	<b>Com</b>	<b>Yds</b>	<b>Tkd/Yd</b>	<b>TD</b>	<b>LG</b>	<b>IN</b>
Jim Everett	18	9	136	1/10	1	45	2
<b>Redskins</b>		<b>Att</b>	<b>Com</b>	<b>Yds</b>	<b>Tkd/Yd</b>	<b>TD</b>	<b>LG</b>
Jay Schroeder	23	13	90	0/0	1	14	0

## 1985 NFC CHAMPIONSHIP GAME • CHICAGO 24, RAMS 0

SOLDIER FIELD, CHICAGO, IL • SUNDAY, JANUARY 12, 1986

RAMS	0	0	0	0	-0
Chicago	10	0	7	7	-24

CHI - McMahon 16-yard run (Butler kick)  
 CHI - FG Butler 34  
 CHI - Gault 22-yard pass from McMahon (Butler kick)  
 CHI - Marshall 52-yard fumble return (Butler kick)  
 PAID ATT -- 63,522

		<b>RAMS</b>	<b>BEARS</b>
<b>First Downs</b> .....	9	13	
Rushing .....	5	5	
Passing .....	3	8	
Penalty .....	1	0	
<b>Third Down Efficiency</b> .....	2-14-14%	4-16-25%	
<b>Fourth Down Efficiency</b> .....	1-0-0%	1-1-100%	
<b>Total Net Yards</b> .....	130	232	
Total Offensive Plays .....	60	61	
Avg. Gain Per Play .....	2.2	3.8	
<b>Rushes-Yards</b> .....	26-86	33-91	
Avg. Gain Per Rush .....	3.3	2.8	
<b>Net Passing Yards</b> .....	44	141	
Att-Comp-Int .....	31-10-1	25-16-0	
Avg. Gain Per Pass .....	1.3	5.0	
<b>Sacks Allowed-Yards</b> .....	3-22	3-23	
<b>Punts-Avg</b> .....	11-39.2	10-36.3	
<b>Penalties-Yards</b> .....	4-25	6-48	
<b>Fumbles-Lost</b> .....	4-2	3-1	
<b>Time of Possession</b> .....	25:33	34:27	

### RAMS STARTERS

WR Henry Ellard	LE Doug Reed
LT Irv Pankey	NT Charles DeLunnet
LG Kent Hill	RE Reggie Doss
C Tony Slaton	LOLB Mel Owens
RG Dennis Harrah	LILB Carl Ekern
RT Jackie Slater	RILB Jim Collins
TE David Hill	ROLB Mike Wilcher
WR Ron Brown	LC Gary Green
RB Barry Redden	RC LeRoy Irvin
QB Dieter Brock	SS Nolan Cromwell
RB Eric Dickerson	FS Johnnie Johnson

		<b>RUSHING</b>					
<b>Rams</b>	<b>Att</b>	<b>Yds</b>	<b>Avg</b>	<b>LG</b>	<b>TD</b>		
Eric Dickerson	17	46	2.7	9	0		
Barry Redden	9	40	4.4	12	0		
<b>Bears</b>		<b>Att</b>	<b>Yds</b>	<b>Avg</b>	<b>LG</b>	<b>TD</b>	
Walter Payton	18	32	1.8	8	0		
Matt Suhey	6	23	3.8	9	0		
Jim McMahon	4	28	7.0	16	1		
Calvin Thomas	3	-1	-0.3	1	0		
Dennis Gentry	2	9	4.5	7	0		

		<b>RECEIVING</b>					
<b>Rams</b>	<b>No</b>	<b>Yds</b>	<b>Avg</b>	<b>LG</b>	<b>TD</b>		
Tony Hunter	3	29	6.7	15	0		
Ron Brown	2	14	7.0	11	0		
Eric Dickerson	3	10	3.3	7	0		
Bobby Duckworth	1	8	8.0	8	0		
Henry Ellard	1	5	5.0	5	0		
<b>Bears</b>		<b>No</b>	<b>Yds</b>	<b>Avg</b>	<b>LG</b>	<b>TD</b>	
Walter Payton	7	48	6.9	19	0		
Willie Gault	4	56	14.0	22	1		
Emery Moorehead	2	28	14.0	20	0		
Dennis McGinnis	1	17	17.0	17	0		
Tim Wrightman	1	8	8.0	8	0		
Matt Suhey	1	7	7.0	7	0		

		<b>INTERCEPTIONS</b>					
<b>Rams</b>	<b>No</b>	<b>Yds</b>	<b>Avg</b>	<b>LG</b>	<b>TD</b>		
None							
<b>Bears</b>		<b>No</b>	<b>Yds</b>	<b>Avg</b>	<b>LG</b>	<b>TD</b>	
Leslie Frazier	1	-3	-3.0	3	0		

		<b>PUNTING</b>					
<b>Rams</b>	<b>No</b>	<b>Yds</b>	<b>Avg</b>	<b>LG</b>	<b>TB</b>	<b>IN20</b>	<b>Blk</b>
Dale Hatcher	11	431	39.2	51	0	3	0
<b>Bears</b>		<b>No</b>	<b>Yds</b>	<b>Avg</b>	<b>LG</b>	<b>TB</b>	<b>IN20</b>
Maury Buford	10	363	36.3	55	0	2	0

		<b>PUNT RETURNS</b>					
<b>Rams</b>	<b>No</b>	<b>FC</b>	<b>Yds</b>	<b>Avg</b>	<b>LG</b>	<b>TD</b>	
Henry Ellard	1	0	6	6.0	6	0	
Johnnie Johnson	2	1	6	3.0	3	0	
LeRoy Irvin	1	0	4	4.0	4	0	
<b>Bears</b>		<b>No</b>	<b>FC</b>	<b>Yds</b>	<b>Avg</b>	<b>LG</b>	<b>TD</b>
Keith Ortego	4	0	21	5.3	8	0	
Dave Duerson	0	1	0	0.0	0	0	
Reggie Phillips	1	0	0	0.0	0	0	

		<b>KICKOFF RETURNS</b>					
<b>Rams</b>	<b>No</b>	<b>Yds</b>	<b>Avg</b>	<b>LG</b>	<b>TD</b>		
Ron Brown	3	63	21.0	45	0		
Barry Redden	1	13	13.0	13	0		
<b>Bears</b>		<b>No</b>	<b>Yds</b>	<b>Avg</b>	<b>LG</b>	<b>TD</b>	
Dennis Gentry	1	22	22.0	22	0		

		<b>SACKS</b>					
<b>Rams:</b>	Doug Reed 2-13, Reggie Doss 1-7						
<b>Bears:</b>	Richard Dent 1-11, William Perry 1-7, Dan Hampton 1-4						

		<b>PASSING</b>					
<b>Rams</b>	<b>Att</b>	<b>Com</b>	<b>Yds</b>	<b>Tkd/Yd</b>	<b>TD</b>	<b>LG</b>	<b>IN</b>
Dieter Brock	31	10	66	3/22	0	15	1
<b>Bears</b>		<b>Att</b>	<b>Com</b>	<b>Yds</b>	<b>Tkd/Yd</b>	<b>TD</b>	<b>LG</b>
Jim McMahon	25	16	164	3/23	1	22	0

# 1985 NFC DIVISIONAL PLAYOFF GAME • RAMS 20, DALLAS 0

ANAHEIM STADIUM, ANAHEIM, CA • SATURDAY, JANUARY 4, 1986

Dallas	0	0	0	0	-0
RAMS	3	0	10	7	-20

RAMS - FG Lansford 33  
 RAMS - Dickerson 55-yard run (Lansford kick)  
 RAMS - FG Lansford 34  
 RAMS - Dickerson 40-yard run (Lansford kick)  
 PAID ATT -- 66,351

'BOYS		RAMS	
First Downs	15	15	
Rushing	3	11	
Passing	12	3	
Penalty	0	1	
Third Down Efficiency	3-14(21%)	3-15(20%)	
Fourth Down Efficiency	2-4(50%)	0-1(0%)	
Total Net Yards	243	316	
Total Offensive Plays	66	64	
Avg. Gain Per Play	3.7	4.9	
Rushes-Yards	18-61	41-269	
Avg. Gain Per Rush	3.4	6.6	
Net Passing Yards	182	47	
Att.-Comp.-Int	43-24-3	22-6-1	
Avg. Gain Per Pass	3.8	2.0	
Sacks Allowed-Yards	5-35	1-3	
Punts-Avg	7-46.9	7-40.7	
Penalties-Yards	5-30	2-29	
Fumbles-Lost	3-3	3-1	
Time of Possession	30:45	29:15	

### RAMS STARTERS

WR Henry Ellard	LE Doug Reed
LT Irv Pankey	NT Charles DeJumett
LG Kent Hill	RE Reggie Doss
C Tony Slaton	LOLB Mel Owens
RG Dennis Harrah	LILB Carl Ekern
RT Jackie Slater	RILB Jim Collins
TE David Hill	ROLB Mike Wilcher
WR Ron Brown	RCB Gary Green
RB Barry Redden	RCB LeRoy Irvin
QB Dieter Brock	SS Nolan Cromwell
RB Eric Dickerson	FS Johnnie Johnson

RUSHING						
Cowboys	Att	Yds	Avg	LG	TD	
Tony Dorsett	17	58	3.4	14	0	
Timmy Newsome	1	3	3.0	3	0	

RAMS						
Att	Yds	Avg	LG	TD		
Eric Dickerson	34	248	7.3	58	2	
Barry Redden	6	21	3.5	7	0	
Dieter Brock	1	0	0.0	0	0	

RECEIVING						
Cowboys	No	Yds	Avg	LG	TD	
Tony Dorsett	8	80	10.0	22	0	
Doug Cosbie	6	61	10.2	21	0	
Tony Hill	5	41	8.2	14	0	
Timmy Newsome	3	10	3.3	7	0	
Karl Powe	1	19	19.0	19	0	
James Jones	1	6	6.0	6	0	

RAMS						
No	Yds	Avg	LG	TD		
Henry Ellard	2	33	16.5	21	0	
Barry Redden	1	15	15.0	15	0	
David Hill	1	3	3.0	3	0	
Tony Hunter	1	3	3.0	3	0	
Eric Dickerson	1	0	-4.0	-4	0	

INTERCEPTIONS						
Cowboys	No	Yds	Avg	LG	TD	
Evenson Walls	1	20	20.0	20	0	

RAMS						
No	Yds	Avg	LG	TD		
LeRoy Irvin	1	55	55.0	55	0	
Jerry Gray	1	10	10.0	10	0	
Gary Green	1	1	1.0	1	0	

PUNTING						
Cowboys	No	Yds	Avg	LG	TB/IN20	Bk
Mike Saxton	7	328	46.9	53	2	2

RAMS						
No	Yds	Avg	LG	TB/IN20	Bk	
Dale Hatcher	7	285	40.7	55	0	2

PUNT RETURNS						
Cowboys	No	FC	Yds	Avg	LG	TD
Gordon Banks	4	3	30	7.5	23	0

RAMS						
No	FC	Yds	Avg	LG	TD	
Henry Ellard	4	0	37	9.3	23	0

KICKOFF RETURNS						
Cowboys	No	Yds	Avg	LG	TD	
Kenny Duckett	4	99	24.8	32	0	
James Jones	1	11	11.0	11	0	

RAMS						
No	Yds	Avg	LG	TD		
Charles White	1	14	14.0	14	0	

SACKS						
Cowboys:	Ed Jones	1-3				
Rams:	Gary Jeter	3-25,	Mike Wilcher	1-8,	Kevin Greene	1-2

### PASSING

Cowboys	Att	Com	Yds	Tkd/Yd	TD	LG	IN
Danny White	43	24	217	5/35	0	22	3

Rams	Att	Com	Yds	Tkd/Yd	TD	LG	IN
Dieter Brock	22	6	50	1/3	0	21	1

# 1984 NFC WILDCARD GAME • NEW YORK GIANTS 16, RAMS 13

ANAHEIM STADIUM, ANAHEIM, CA • SUNDAY, DECEMBER 23, 1984

New York Giants	10	0	6	0	-16
RAMS	0	3	7	3	-13

NYG - FG Haji-Sheikh 37  
 NYG - Carpenter 1-yard run (Haji-Sheikh kick)  
 RAMS - FG Lansford 38  
 NYG - FG Haji-Sheikh 39  
 RAMS - Dickerson 14-yard run (Lansford kick)  
 NYG - FG Haji-Sheikh 36  
 RAMS - FG Lansford 22  
 PAID ATT -- 67,037

'GIANTS		RAMS	
First Downs	16	12	
Rushing	5	5	
Passing	8	5	
Penalty	3	2	
Third Down Efficiency	8-16(50%)	2-9(22%)	
Fourth Down Efficiency	0-0(0%)	0-1(0%)	
Total Net Yards	192	214	
Total Offensive Plays	62	43	
Avg. Gain Per Play	3.1	5.0	
Rushes-Yards	27-40	26-107	
Avg. Gain Per Rush	1.5	4.1	
Net Passing Yards	152	107	
Att.-Comp.-Int	31-22-0	15-11-0	
Avg. Gain Per Pass	4.3	6.3	
Sacks Allowed-Yards	4-27	2-2	
Punts-Avg	4-38.8	4-37.8	
Penalties-Yards	5-81	10-75	
Fumbles-Lost	3-0	2-2	
Time of Possession	34:03	25:57	

### RAMS STARTERS

WR Drew Hill	LE Jack Youngblood
LT Irv Pankey	NT Greg Meisner
LG Kent Hill	RE Reggie Doss
C Doug Smith	LOLB Mel Owens
RG Dennis Harrah	LILB Carl Ekern
RT Bill Bain	RILB Jim Collins
TE David Hill	ROLB Mike Wilcher
WR Henry Ellard	LC Gary Green
QB James McDonald	RCB LeRoy Irvin
QB Jeff Kemp	SS Vince Newsome
RB Eric Dickerson	FS Johnnie Johnson

RUSHING						
Giants	Att	Yds	Avg	LG	TD	
Rob Carpenter	13	20	1.5	8	1	
Joe Morris	10	21	2.1	6	0	
Phil Simms	4	-1	-0.3	3	0	

RAMS						
Att	Yds	Avg	LG	TD		
Eric Dickerson	23	107	4.7	24	1	
Dwayne Crutchfield	2	-2	-1.0	1	0	
Jeff Kemp	1	2	2.0	2	0	

RECEIVING						
Giants	No	Yds	Avg	LG	TD	
Rob Carpenter	7	23	3.3	8	0	
Zake Mowatt	7	73	10.4	24	0	
Lionel Manuel	3	52	17.3	25	0	
Earnest Gray	2	20	10.0	11	0	
Tommy Garbreath	1	6	6.0	6	0	
Joe Morris	1	3	3.0	3	0	

RAMS						
No	Yds	Avg	LG	TD		
Ron Brown	3	32	10.7	19	0	
Mike Barber	3	31	10.3	16	0	
Henry Ellard	2	22	11.0	20	0	
James McDonald	2	18	9.0	11	0	
David Hill	1	6	6.0	6	0	

INTERCEPTIONS						
Giants	No	Yds	Avg	LG	TD	
None						

RAMS						
No	Yds	Avg	LG	TD		
None						

### PASSING

Giants	Att	Com	Yds	Tkd/Yd	TD	LG	IN
Phil Simms	31	22	179	4/27	0	25	0

Rams	Att	Com	Yds	Tkd/Yd	TD	LG	IN
Jeff Kemp	15	11	109	2/2	0	20	0

PUNTING						
Giants	No	Yds	Avg	LG	TB/IN20	Bk
Dave Jennings	4	155	38.8	47	0	2

RAMS						
No	Yds	Avg	LG	TB/IN20	Bk	
John Misko	4	151	37.8	42	0	0

PUNT RETURNS						
Giants	No	FC	Yds	Avg	LG	TD
Lionel Manuel	3	1	25	8.3	17	0

RAMS						
No	FC	Yds	Avg	LG	TD	
Henry Ellard	2	0	17	8.5	14	0

KICKOFF RETURNS						
Giants	No	Yds	Avg	LG	TD	
Kenny Hill	3	49	16.3	18	0	
Frank Cephus	1	20	20.0	20	0	

RAMS						
No	Yds	Avg	LG	TD		
Barry Redden	5	92	18.4	27	0	

SACKS						
Giants:	George Martin	1-2,	Lawrence Taylor	1-0		
Rams:	Charles DeJumett	1-10,	Carl Ekern	1-1,	Jim Collins	1-5,
	Mike Wilcher	1-2				

HISTORY

# 1983 NFC DIVISIONAL PLAYOFF GAME • WASHINGTON 51, RAMS 7

RFK STADIUM, WASHINGTON, D.C. • SUNDAY, JANUARY 1, 1984

RAMS	0	7	0	0	-7
Washington	17	21	6	7	-51

WAS - Riggins 3-yard run (Moseley kick)  
 WAS - Monk 40-yard pass from Theismann (Moseley kick)  
 WAS - FG Moseley 42  
 WAS - Riggins 1-yard run (Moseley kick)  
 RAMS - Dennard 32-yard pass from Ferragamo (Lansford kick)  
 WAS - Monk 21-yard pass from Theismann (Moseley kick)  
 WAS - Riggins 1-yard run (Moseley kick)  
 WAS - FG Moseley 36  
 WAS - FG Moseley 41  
 WAS - Green 72-yard interception return (Moseley kick)  
 PAID ATT -- 55,363

	RAMS	SKINS
First Downs	12	23
Rushing	2	10
Passing	9	12
Penalty	1	1
Third Down Efficiency	3-14(21%)	8(15.5%)
Fourth Down Efficiency	1-2(50%)	0(1-0%)
Total Net Yards	204	445
Total Offensive Plays	62	65
Avg. Gain Per Play	3.3	6.8
Rushes-Yards	16-51	40-130
Avg. Gain Per Rush	3.2	3.3
Net Passing Yards	153	315
Att-Comp-Int	43-20-3	25-20-0
Avg. Gain Per Pass	3.5	12.6
Sacks Allowed-Yards	2-22	0-0
Punts-Avg	7-33.8	3-28.0
Penalties-Yards	7-41	6-55
Fumbles-Lost	2-1	2-1
Time of Possession	24:35	35:25

### RAMS STARTERS

WR Preston Dennard	LE	Jack Youngblood
LT Bill Bain	NT	Gregg Meisner
LG Kent Hill	RE	Reggie Doss
C Doug Smith	LOLB	Mel Owens
RG Dennis Harrah	LILB	Jim Collins
RT Jackie Slater	RILB	Carl Ekem
TE Mike Barber	ROLB	George Andrews
WR George Farmer	LC	Eric Harris
QB David Hill	RC	LeRoy Irvin
QB Vince Ferragamo	FS	Johnnie Johnson
RB Eric Dickerson	SS	Nolan Cromwell

### RUSHING

Rams	Att	Yds	Avg	LG	TD
Eric Dickerson	10	16	1.6	4	0
A.J. Jones	4	28	7.0	19	0
Barry Redden	2	7	3.5	4	0
Redskins	Att	Yds	Avg	LG	TD
John Riggins	25	119	4.8	16	3
Joe Washington	5	-2	-0.4	1	0
Nick Gjakinto	-4	9	2.3	3	0
Reggie Evans	3	4	1.3	4	0
Otis Worsley	2	3	1.5	2	0
Bob Holly	1	-3	-3.0	-3	0

### RECEIVING

Rams	No	Yds	Avg	LG	TD
Eric Dickerson	6	9	1.5	3	0
Mike Guman	5	29	5.8	8	0
Mike Barber	3	42	14.0	18	0
Henry Elard	3	39	13.0	15	0
Preston Dennard	2	50	25.0	32t	1
David Hill	1	6	6.0	6	0
Redskins	No	Yds	Avg	LG	TD
Charlie Brown	6	171	28.5	38	0
Art Monk	4	60	15.0	40t	2
Don Warren	3	23	7.7	12	0
Nick Gjakinto	2	17	8.5	11	0
Alvin Garrett	2	13	6.5	7	0
Rick Walker	1	14	14.0	14	0
Joe Washington	1	10	10.0	10	0
Clint Didier	1	7	7.0	7	0

### INTERCEPTIONS

Rams	No	Yds	Avg	LG	TD
None					
Redskins	No	Yds	Avg	LG	TD
Darrell Green	1	72	72.0	72t	1
Ken Coffey	1	0	0.0	0	0
Anthony Washington	1	0	0.0	0	0

### PUNTING

Rams	No	Yds	Avg	LG	TB	IN20	BLK
John Misko	7	227	33.8	40	0	1	0
Redskins	No	Yds	Avg	LG	TB	IN20	BLK
Jeff Hayes	3	84	28.0	29	0	2	0

### PUNT RETURNS

Rams	No	FC	Yds	Avg	LG	TD
Henry Elard	1	0	4	4.0	4	0
Johnnie Johnson	0	2	0	0.0	0	0
Redskins	No	FC	Yds	Avg	LG	TD
Nick Gjakinto	3	3	56	18.7	48	0

### KICKOFF RETURNS

Rams	No	Yds	Avg	LG	TD
Henry Elard	7	120	17.1	37	0
Barry Redden	2	22	11.0	13	0
Eric Williams	1	9	9.0	9	0
Redskins	No	Yds	Avg	LG	TD
Alvin Garrett	2	47	23.5	38	0

### SACKS

Rams: None  
 Redskins: Rich Milot 1-9, Charles Mann 1-8, Dexter Manley 1-5

### PASSING

Rams	Att	Com	Yds	Tkd/Yd	TD	LG	IN
Vince Ferragamo	43	20	175	3/22	1	32	3
Redskins	Att	Com	Yds	Tkd/Yd	TD	LG	IN
Joe Theismann	23	18	302	0/0	2	48	0
Bob Holly	2	2	13	0/0	0	7	0

# 1983 NFC WILDCARD GAME • RAMS 24, DALLAS 17

TEXAS STADIUM, DALLAS, TX • MONDAY, DECEMBER 26, 1983

RAMS	7	0	7	10	-24
Dallas	0	7	3	7	-17

RAMS - Hill 18-yard pass from Ferrago (Lansford kick)  
 DAL - Hill 14-yard pass from White (Septien kick)  
 DAL - FG Septien 41  
 RAMS - Dennard 16-yard pass from Ferragamo (Lansford kick)  
 RAMS - Farmer 8-yard pass from Ferragamo (Lansford kick)  
 RAMS - FG Lansford 20  
 DAL - Cosbie 2-yard pass from White (Septien kick)  
 PAID ATT -- 63,536

	RAMS	BOYS
First Downs	19	24
Rushing	5	4
Passing	11	20
Penalty	3	0
Third Down Efficiency	4-13(31%)	7(15.4%)
Fourth Down Efficiency	0-1(0%)	2-2(100%)
Total Net Yards	243	363
Total Offensive Plays	63	76
Avg. Gain Per Play	3.5	4.8
Rushes-Yards	30-94	20-63
Avg. Gain Per Rush	3.1	3.2
Net Passing Yards	149	300
Att-Comp-Int	31-16-0	53-32-3
Avg. Gain Per Pass	4.5	5.3
Sacks Allowed-Yards	2-14	1-30
Punts-Avg	6-37.3	5-31.4
Penalties-Yards	4-18	6-40
Fumbles-Lost	0-0	2-1
Time of Possession	28:35	31:25

### RAMS STARTERS

WR Preston Dennard	LE	Jack Youngblood
LT Bill Bain	NT	Gregg Meisner
LG Kent Hill	RE	Reggie Doss
C Doug Smith	LOLB	Mel Owens
RG Dennis Harrah	LILB	Jim Collins
RT Jackie Slater	RILB	Carl Ekem
TE Mike Barber	ROLB	George Andrews
WR George Farmer	LC	Eric Harris
QB Mike Guman	RC	LeRoy Irvin
QB Vince Ferragamo	FS	Johnnie Johnson
RB Eric Dickerson	SS	Nolan Cromwell

### RUSHING

Rams	Att	Yds	Avg	LG	TD
Eric Dickerson	23	99	4.4	20	0
Barry Redden	3	5	1.7	2	0
Vince Ferragamo	4	-10	-2.5	-2	0
Cowboys	Att	Yds	Avg	LG	TD
Tony Dorsett	17	59	3.5	11	0
Ron Springs	2	4	2.0	3	0
Danny White	1	0	0.0	0	0

### RECEIVING

Rams	No	Yds	Avg	LG	TD
George Farmer	5	47	9.4	18t	1
Preston Dennard	4	44	11.0	16t	1
Mike Barber	2	20	10.0	11	0
David Hill	2	19	9.5	18t	1
Eric Dickerson	2	11	5.5	8	0
Henry Elard	1	22	22.0	22	0
Cowboys	No	Yds	Avg	LG	TD
Tony Hill	9	115	12.8	23	1
Ron Springs	6	38	6.3	12	0
Doug Cosbie	6	62	10.3	22	1
Tony Dorsett	4	12	3.0	6	0
Butch Johnson	3	20	6.7	12	0
Drew Pearson	2	49	24.5	30	0
Timmy Newsome	2	25	12.5	15	0
Billy Joe DuPree	1	9	9.0	9	0

### INTERCEPTIONS

Rams	No	Yds	Avg	LG	TD
LeRoy Irvin	1	94	94.0	94	0
Jim Collins	1	12	12.0	12	0
Mel Owens	1	5	5.0	5	0
Cowboys	No	Yds	Avg	LG	TD
None					

### PUNTING

Rams	No	Yds	Avg	LG	TB	IN20	BLK
John Misko	6	224	37.3	41	0	1	0
Cowboys	No	Yds	Avg	LG	TB	IN20	BLK
Danny White	5	157	31.4	40	0	1	0

### PUNT RETURNS

Rams	No	FC	Yds	Avg	LG	TD
Henry Elard	1	1	7.0	7	0	
Johnnie Johnson	1	0	3	3.0	3	
Cowboys	No	FC	Yds	Avg	LG	TD
Gary Allen	4	0	16	4.0	16	0

### KICKOFF RETURNS

Rams	No	Yds	Avg	LG	TD
Henry Elard	2	37	18.5	20	0
Mike Guman	1	9	9.0	9	0
Cowboys	No	Yds	Avg	LG	TD
Ron Felloes	4	68	17.0	33	0
Ron Springs	1	12	12.0	12	0

### SACKS

Rams: Gary Jeter 1-11, Charles DeJurnett 1-10, Mel Owens 1-9  
 Cowboys: Bill Bates 1-8, Ed Jones 1-6

### PASSING

Rams	Att	Com	Yds	Tkd/Yd	TD	LG	IN
Vince Ferragamo	30	15	162	2/14	3	22	0
Eric Dickerson	1	1	1	0/0	0	1	0
Cowboys	Att	Com	Yds	Tkd/Yd	TD	LG	IN
Danny White	53	32	330	3/30	2	30	3

# 1980 NFC WILDCARD GAME • DALLAS 34, RAMS 13

TEXAS STADIUM, DALLAS, TX • SUNDAY, DECEMBER 28 1980

RAMS	6	7	0	0	-13
Dallas	3	10	14	7	-34

DAL - FG Seption 28  
 RAMS - Thomas 1-yard run (kick blocked)  
 DAL - FG Seption 29  
 RAMS - Denard 21-yard pass from Feragamo (Corral kick)  
 DAL - Dorsett 12-yard run (Seption kick)  
 DAL - Dorsett 10-yard pass from White (Seption kick)  
 DAL - Johnson 35-yard pass from White (Seption kick)  
 DAL - Pearson 11-yard pass from White (Seption kick)  
 PAID ATT - 63,052

	RAMS	BOYS
First Downs	15	29
Rushing	6	19
Passing	7	9
Penalty	2	1
Third Down Efficiency	7-14(50%)	9-12(75%)
Total Net Yards	260	528
Total Offensive Plays	55	71
Avg. Gain Per Play	4.7	7.4
Rushes-Yards	24-92	46-338
Avg. Gain Per Rush	3.8	7.3
Net Passing Yards	168	190
Att-Comp-Int	30-14-3	25-12-3
Avg. Gain Per Pass	5.4	7.6
Sacks Allowed-Yards	1-7	0-0
Punts-Avg	6-39.3	2-44.5
Penalties-Yards	5-50	11-79
Fumbles-Lost	1-0	2-0
Time of Possession	21:49	38:11

### RAMS STARTERS

WR Preston Dennard	LE Jack Youngblood
LT Doug France	LDT Cody Jones
LG Kent Hill	RT Larry Brooks
C Rich Saul	RE Fred Dryer
RG Dennis Harrah	LLB Jim Youngblood
RT Jackie Slater	MLB Jack Reynolds
TE Victor Hicks	RCB George Andrews
WR Billy Waddy	LC LeRoy Irvin
QB Vince Ferragamo	RB Rod Perry
HB Jewell Thomas	SS Johnnie Johnson
FB Cullen Bryant	FS Nolan Cromwell

RUSHING						
	Att	Yds	Avg	LG	TD	
Jewell Thomas	14	48	3.4	12	1	
Cullen Bryant	10	44	4.4	14	0	

COWBOYS						
	Att	Yds	Avg	LG	TD	
Tony Dorsett	22	160	7.3	23	1	
Ron Springs	4	58	14.5	32	0	
Robert Newhouse	11	46	4.2	16	0	
James Jones	5	38	7.6	22	0	
Timmy Newsome	2	34	17.0	19	0	
Danny White	2	2	1.0	2	0	

RECEIVING						
	No	Yds	Avg	LG	TD	
Preston Dennard	6	117	19.5	32	1	
Jewell Thomas	3	26	8.7	20	0	
Terry Nelson	1	12	12.0	12	0	
Billy Waddy	1	9	9.0	9	0	
Cullen Bryant	2	7	3.5	5	0	
Mike Guman	1	5	5.0	5	0	

COWBOYS						
	No	Yds	Avg	LG	TD	
Drew Pearson	4	60	15.0	19	1	
Tony Dorsett	3	28	9.3	15	1	
Jay Saldi	2	52	26.0	37	0	
Buck Johnson	1	35	35.0	35	1	
Tony Hill	1	8	8.0	8	0	
Billy Joe DuPree	1	7	7.0	7	0	

INTERCEPTIONS						
	No	Yds	Avg	LG	TD	
Nolan Cromwell	1	44	44.0	44	0	
Lucius Smith	1	7	7.0	7	0	
LeRoy Irvin	1	0	0.0	0	0	

COWBOYS						
	No	Yds	Avg	LG	TD	
Aaron Mitchell	1	12	12.0	12	0	
Steve Wilson	1	8	8.0	8	0	
Doctor Clinkscale	1	2	2.0	2	0	

PUNTING						
	No	Yds	Avg	LG	TB	IN20
Frank Corral	6	236	39.3	43	0	2

COWBOYS						
	No	Yds	Avg	LG	TB	IN20
Danny White	2	89	44.5	47	0	1

PUNT RETURNS						
	No	FC	Yds	Avg	LG	TD
Rams	1	0	2	2.0	2	0
LeRoy Irvin	1	0	2	2.0	2	0

COWBOYS						
	No	FC	Yds	Avg	LG	TD
James Jones	5	0	81	16.2	43	0

KICKOFF RETURNS						
	No	Yds	Avg	LG	TD	
Rams	5	110	22.0	27	0	
Drew Hill	1	10	10.0	10	0	
Lucius Smith	1	10	10.0	10	0	

COWBOYS						
	No	Yds	Avg	LG	TD	
James Jones	3	72	24.0	33	0	

Rams: None  
 Cowboys: Bruce Thornton 1-7

### PASSING

	Att	Com	Yds	Tkd/Yd	TD	LG	IN
Rams	30	14	176	1/7	1	32	3
Vince Ferragamo	30	14	176	1/7	1	32	3

	Att	Com	Yds	Tkd/Yd	TD	LG	IN
Cowboys	25	12	190	0/0	3	37	3
Danny White	25	12	190	0/0	3	37	3

# SUPER BOWL XIV • PITTSBURGH 31, RAMS 19

ROSE BOWL, PASADENA, CA • SUNDAY, JANUARY 20, 1980

RAMS	7	6	6	0	-19
Pittsburgh	3	7	7	14	-31

PIT - FG Bahr 41  
 RAMS - Bryant 1-yard run (Corral kick)  
 PIT - Harris 1-yard run (Bahr kick)  
 RAMS - FG Corral 31  
 RAMS - FG Corral 45  
 PIT - Swann 47-yard pass from Bradshaw (Bahr kick)  
 RAMS - Smith 24-yard pass from McCutcheon (kick failed)  
 PIT - Stallworth 73-yard pass from Bradshaw (Bahr kick)  
 PIT - Harris 1-yard run (Bahr kick)  
 PAID ATT - 103,985

STEELERS		
	RAMS	
First Downs	16	19
Rushing	6	8
Passing	9	10
Penalty	1	1
Third Down Efficiency	6-16(38%)	9-14(64%)
Total Net Yards	301	393
Total Offensive Plays	59	58
Avg. Gain Per Play	5.1	6.8
Rushes-Yards	29-107	37-84
Avg. Gain Per Rush	3.7	2.3
Net Passing Yards	194	309
Att-Comp-Int	26-16-1	21-14-3
Avg. Gain Per Pass	4.5	14.7
Sacks Allowed-Yards	4-2	0-0
Punts-Avg	5-44.0	2-42.5
Penalties-Yards	2-26	6-65
Fumbles-Lost	0-0	0-0
Time of Possession	29:30	30:30

### RAMS STARTERS

WR Billy Waddy	LE Jack Youngblood
LT Doug France	LDT Mike Fanning
LG Kent Hill	RT Larry Brooks
C Rich Saul	RE Fred Dryer
RG Dennis Harrah	LLB Jim Youngblood
RT Jackie Slater	MLB Jack Reynolds
TE Terry Nelson	RLB Bob Brudzinski
WR Preston Dennard	LC Pat Thomas
QB Vince Ferragamo	RB Rod Perry
RB Wendell Tyler	SS Dave Elmendorf
FB Cullen Bryant	FS Nolan Cromwell

RUSHING						
	Att	Yds	Avg	LG	TD	
Wendell Tyler	17	60	3.5	39	0	
Ryan Bryant	6	30	5.0	14	1	
Lawrence McCutcheon	5	10	2.0	6	0	
Vince Ferragamo	1	7	7.0	7	0	

STEELERS						
	Att	Yds	Avg	LG	TD	
Franco Harris	20	46	2.3	12	2	
Rocky Bleier	10	25	2.5	9	0	
Terry Bradshaw	3	9	3.0	6	0	
Sidney Thornton	4	4	1.0	5	0	

RECEIVING						
	No	Yds	Avg	LG	TD	
Billy Waddy	3	75	25.0	50	0	
Preston Dennard	2	32	16.0	24	0	
Drew Hill	1	28	28.0	28	0	
Ron Smith	1	24	24.0	24	1	
Cullen Bryant	3	21	7.0	12	0	
Wendell Tyler	3	20	6.7	12	0	
Terry Nelson	2	20	10.0	14	0	
Lawrence McCutcheon	1	16	16.0	16	0	

STEELERS						
	No	Yds	Avg	LG	TD	
Lynn Swann	5	79	15.8	47	1	
John Stallworth	3	121	40.3	73	1	
Franco Harris	3	66	22.0	13	0	
Sidney Thornton	1	22	22.0	22	0	
Bennie Gunningham	2	21	10.5	13	0	

INTERCEPTIONS						
	No	Yds	Avg	LG	TD	
Rams	1	10	10.0	10	0	
Dave Elmendorf	1	10	10.0	10	0	
Eddie Brown	1	6	6.0	6	0	
Pat Thomas (lat.)	0	6	6.0	6	0	
Rod Perry	1	-1	-1.0	-1	0	

STEELERS						
	No	Yds	Avg	LG	TD	
Rams	1	16	16.0	16	0	
Jack Lambert	1	16	16.0	16	0	

PUNTING						
	No	Yds	Avg	LG	TB	IN20
Rams	5	220	44.0	59	0	0
Ken Clark	5	220	44.0	59	0	0

STEELERS						
	No	Yds	Avg	LG	TB	IN20
Rams	2	85	42.5	50	1	1
Craig Colquitt	2	85	42.5	50	1	1

PUNT RETURNS						
	No	FC	Yds	Avg	LG	TD
Rams	1	0	4	4.0	4	0
Eddie Brown	1	0	4	4.0	4	0

STEELERS						
	No	FC	Yds	Avg	LG	TD
Rams	2	0	17	8.5	11	0
Theo Bell	2	0	14	7.0	7	0
Jim Smith	2	0	14	7.0	7	0

KICKOFF RETURNS						
	No	Yds	Avg	LG	TD	
Rams	3	47	15.7	27	0	
Eddie Hill	2	32	16.0	16	0	
George Andrews	1	0	0.0	0	0	

STEELERS						
	No	Yds	Avg	LG	TD	
Rams	5	162	32.4	45	0	
Larry Anderson	5	162	32.4	45	0	

Rams: None  
 Steelers: John Banaszak 1-14, Robin Cole 1-10, J.T. Thomas 1-10, Steve Furness 1-8

### PASSING

	Att	Com	Yds	Tkd/Yd	TD	LG	IN
Rams	25	15	212	4/42	0	50	1
Vince Ferragamo	25	15	212	4/42	0	50	1
Lawrence McCutcheon	1	1	24	0/0	1	24	0

	Att	Com	Yds	Tkd/Yd	TD	LG	IN
Stealers	21	14	309	0/0	2	73	3
Terry Bradshaw	21	14	309	0/0	2	73	3

HISTORY

## 1979 NFC CHAMPIONSHIP GAME • RAMS 9, TAMPA BAY 0

TAMPA STADIUM, TAMPA, FL • SUNDAY, JANUARY 6, 1980

RAMS	0	6	0	3	-9
Tampa Bay	0	0	0	0	-0
RAMS - FG Corral 19					
RAMS - FG Corral 21					
RAMS - FG Corral 23					
PAID ATT -- 72,033					

	RAMS	BUCS
First Downs	13	7
Rushing	7	4
Passing	3	3
Penalty	3	0
Third Down Efficiency	5-16-31%	3-7-18%
Total Net Yards	369	177
Total Offensive Plays	77	54
Avg. Gain Per Play	4.8	3.3
Rushes-Yards	43-136	26-92
Avg. Gain Per Rush	4.1	3.5
Net Passing Yards	153	85
Att.-Comp.-Int.	23-12-0	27-5-1
Avg. Gain Per Pass	6.4	3.0
Sacks Allowed-Yards	1-0	1-11
Punts-Avg	5-37.2	8-37.1
Penalties-Yards	9-30	4-15
Fumbles-Lost	1-1	1-0
Time of Possession	37:49	22:11

### RAMS STARTERS

WR Billy Waddy	LE Jack Youngblood
LT Doug France	LDT Mike Fanning
LG Kent Hill	RDT Larry Brooks
C Rich Saul	RE Fred Dryer
RG Dennis Harrah	LLB Jim Youngblood
RT Jackie Slater	MLB Jack Reynolds
TE Terry Nelson	RLB Bob Brudzinski
WR Preston Dennard	LC Pat Thomas
QB Vince Ferragamo	RC Rod Perry
RB Wendell Tyler	SS Dave Elmendorf
RB Cullen Bryant	FS Nolan Cromwell

RUSHING					
	Att	Yds	Avg	LG	TD
Rams					
Wendell Tyler	28	86	3.1	15	0
Cullen Bryant	18	106	5.9	12	0
Lawrence McCutcheon	6	26	4.3	13	0
Vince Ferragamo	1	-2	-2.0	-2	0
Buccaneers					
Ricky Bell	20	59	3.0	10	0
Jerry Eckwood	2	5	2.5	3	0
Johnny Davis	2	4	2.0	5	0
Larry Mukker	1	24	24.0	24	0
Mike Rae	1	0	0.0	0	0

RECEIVING					
	No	Yds	Avg	LG	TD
Rams					
Preston Dennard	3	56	18.7	35	0
Cullen Bryant	4	39	9.8	16	0
Charles Young	3	39	13.0	22	0
Terry Nelson	1	15	15.0	15	0
Wendell Tyler	1	14	14.0	14	0
Buccaneers					
Isaac Hagins	2	42	21.0	25	0
Larry Mukker	1	42	42.0	42	0
Ricky Bell	2	12	6.0	42	0

INTERCEPTIONS					
	No	Yds	Avg	LG	TD
Rams					
Jim Youngblood	1	10	10.0	10	0
Buccaneers					
None					

PUNTING					
	No	Yds	Avg	LG	TD
Rams					
IN20					
Ken Clark	5	186	37.2	52	2
Buccaneers					
IN20					
Blk					
Tom Blanchard	8	297	37.1	53	0

PUNT RETURNS					
	No	FC	Yds	Avg	LG
Rams					
TD					
Eddie Brown	6	1	67	11.2	37
Buccaneers					
No FC Yds Avg LG TD					
Danny Reese	2	0	14	7.0	7
Geal Johnson	1	0	0	0.0	0

KICKOFF RETURNS					
	No	Yds	Avg	LG	TD
Rams					
Eddie Hill	1	27	27.0	27	0
Buccaneers					
No Yds Avg LG TD					
Isaac Hagins	4	106	26.5	31	0

SACKS					
	No	Yds	Avg	LG	TD
Rams					
Mike Fanning	1-11				
Buccaneers					
Mark Cotney	1-10				

PASSING								
	Att	Com	Yds	Tkd/Yd	TD	LG	IN	
Rams								
Vince Ferragamo	23	12	163	1/10	0	35	0	
Buccaneers	Att	Com	Yds	Tkd/Yd	TD	LG	IN	
Doug Williams	13	2	12	0/0	0	11	1	
Mike Rae	13	2	42	1/11	0	25	0	
Jerry Eckwood	1	1	42	0/0	0	42	0	

## 1979 NFC DIVISIONAL PLAYOFF GAME • RAMS 21, DALLAS 19

TEXAS STADIUM, DALLAS, TX • SUNDAY, DECEMBER 30, 1979

RAMS	0	14	0	7	-21
Dallas	2	3	7	7	-19
DAL - White tackles Ferragamo in endzone for safety					
RAMS - Tyler 20-yard pass from Ferragamo (Corral kick)					
DAL - FG Seftien 33					
RAMS - Smith 43-yard pass from Ferragamo (Corral kick)					
DAL - Springs 1-yard run (Seftien kick)					
DAL - Sald 2-yard pass from Staubach (Seftien kick)					
RAMS - Waddy 50-yard pass from Ferragamo (Corral kick)					
PAID ATT -- 64,792					

	RAMS	BOYS
First Downs	16	16
Rushing	8	8
Passing	7	7
Penalty	1	1
Third Down Efficiency	5-14-36%	5-16-31%
Total Net Yards	361	280
Total Offensive Plays	61	64
Avg. Gain Per Play	5.9	4.4
Rushes-Yards	39-159	34-156
Avg. Gain Per Rush	4.1	4.6
Net Passing Yards	202	124
Att.-Comp.-Int.	21-9-2	29-12-1
Avg. Gain Per Pass	9.2	4.1
Sacks Allowed-Yards	1-8	1-0
Punts-Avg	5-40.6	8-36.8
Penalties-Yards	5-44	7-55
Fumbles-Lost	0-0	0-0
Time of Possession	28:42	31:18

### RAMS STARTERS

WR Billy Waddy	LE Jack Youngblood
LT Doug France	LDT Mike Fanning
LG Kent Hill	RDT Larry Brooks
C Rich Saul	RE Fred Dryer
RG Dennis Harrah	LLB Jim Youngblood
RT Jackie Slater	MLB Jack Reynolds
TE Terry Nelson	RLB Bob Brudzinski
WR Preston Dennard	LC Dwayne O'Steen
QB Vince Ferragamo	RC Rod Perry
RB Wendell Tyler	SS Dave Elmendorf
RB Cullen Bryant	FS Nolan Cromwell

RUSHING					
	Att	Yds	Avg	LG	TD
Rams					
Wendell Tyler	19	82	4.3	35	0
Cullen Bryant	17	67	3.9	10	0
Nolan Cromwell	1	7	7.0	7	0
Billy Waddy	1	3	3.0	3	0
Vince Ferragamo	1	0	0.0	0	0
Buccaneers					
Att	Yds	Avg	LG	TD	
Tony Dorsett	19	87	4.6	26	0
Billy Joe DuPree	1	27	27.0	27	0
Robert Newhouse	7	21	3.0	6	0
Ron Springs	5	20	4.0	15	1
Roger Staubach	1	3	3.0	3	0
Preston Pearson	1	-2	-2.0	-2	0

RECEIVING					
	No	Yds	Avg	LG	TD
Rams					
Billy Waddy	3	97	32.3	50t	1
Ron Smith	2	55	27.5	43t	1
Wendell Tyler	2	40	20.0	32t	1
Preston Dennard	1	15	15.0	15	0
Cullen Bryant	1	3	3.0	3	0
Buccaneers					
No	Yds	Avg	LG	TD	
Drew Pearson	4	87	21.8	29	0
Billy Joe DuPree	2	26	13.0	17	0
Ron Smith	2	17	8.5	15	0
Preston Pearson	2	15	7.5	10	0
Butch Johnson	1	3	3.0	3	0
Ron Springs	1	2	2.0	2	0
Tony Hill	1	0	0.0	0	0

INTERCEPTIONS					
	No	Yds	Avg	LG	TD
Rams					
Eddie Brown	1	21	21.0	21	0
Cowboys					
No Yds Avg LG TD					
Cliff Harris	1	22	22.0	22	0
Dennis Thurman	1	18	18.0	18	0

PUNTING					
	No	Yds	Avg	LG	TBIN20 Blk
Rams					
Ken Clark	5	203	40.6	44	1
Cowboys					
No Yds Avg LG TBIN20 Blk					
Danny White	8	295	36.8	44	1

PUNT RETURNS					
	No	FC	Yds	Avg	LG
Rams					
Eddie Brown	3	1	17	5.7	10
Cowboys					
No FC Yds Avg LG TD					
Steve Wilson	1	2	8	8.0	8
Wade Manning	1	0	2	2.0	2

KICKOFF RETURNS					
	No	Yds	Avg	LG	TD
Rams					
Eddie Hill	3	64	21.3	23	0
Jim Jadaai	1	12	12.0	12	0
Cowboys					
No Yds Avg LG TD					
Ron Springs	3	61	20.3	30	0
Steve Wilson	1	18	18.0	18	0

SACKS					
	No	Yds	Avg	LG	TD
Rams					
Jack Youngblood	1-0				
Cowboys					
Randy White	1-8				

PASSING								
	Att	Com	Yds	Tkd/Yd	TD	LG	IN	
Rams								
Vince Ferragamo	21	9	210	1/8	3	50t	2	
Cowboys	Att	Com	Yds	Tkd/Yd	TD	LG	IN	
Roger Staubach	28	12	124	1/0	1	29	1	
Ron Springs	1	0	0	0/0	0	0	0	

HISTORY

## 1978 NFC CHAMPIONSHIP GAME • DALLAS 28, RAMS 0

LOS ANGELES COLISEUM, LOS ANGELES, CA • SUNDAY, JANUARY 7, 1979

RAMS	0	0	0	0	-0
DALLAS	0	0	7	21	-28

DAL - Dorsett 5-yard run (Septien kick)  
 DAL - Luckaw 4-yard pass from Staubach (Septien kick)  
 DAL - DuPree 11-yard pass from Staubach (Septien kick)  
 DAL - Henderson 68-yard interception return (Septien kick)  
 PAID ATT - 67,470

BOYS RAMS	
First Downs	16 15
Rushing	7 3
Passing	7 11
Penalty	2 1
Third Down Efficiency	3-11 27% 5-15 33%
Total Net Yards	235 277
Total Offensive Plays	61 69
Avg. Gain Per Play	3.9 4.0
Rushes-Yards	33-126 31-91
Avg. Gain Per Rush	3.8 2.6
Net Passing Yards	109 196
Att-Comp-Int	25-13-2 35-14-5
Avg. Gain Per Pass	3.9 5.2
Sacks Allowed-Yards	3-17 3-10
Punts-Avg	8-35.0 5-39.0
Penalties-Yards	10-85 5-40
Fumbles-Lost	2-1 3-2
Time of Possession	28:49 31:11

### RAMS STARTERS

WR Willie Miller	LE Jack Youngblood
LT Doug France	LDT Cody Jones
LG Tom Mack	RTD Mike Fanning
C Rich Saul	RE Fred Dryer
RG Dennis Harrah	LLB Jim Youngblood
RT John Williams	MLB Jack Reynolds
TE Terry Nelson	RLB Bob Brudzinski
WR Ron Jessie	LC Pat Thomas
QB Pat Haden	RC Rod Perry
RB Cullen Bryant	SS Dave Elmendorf
FB John Cappelletti	FS Bill Simpson

RUSHING						
Cowboys	Att	Yds	Avg	LG	TD	
Tony Dorsett	17	101	5.9	53	1	
Scott Laidlaw	10	20	2.0	4	0	
Roger Staubach	3	7	2.3	11	0	
Robert Newhouse	1	4	2.0	4	0	
Billy Joe DuPree	1	3	3.0	3	0	
Jackie Smith	1	-9	-9.0	-9	0	
Rams	Att	Yds	Avg	LG	TD	
Cullen Bryant	20	52	2.6	11	0	
Pat Haden	2	20	10.0	18	0	
John Cappelletti	3	19	6.3	10	0	
Rod Phillips	3	2	0.7	2	0	
Jim Jodati	2	-5	-2.5	0	0	
Billy Waddy	1	-7	-7.0	-7	0	

RECEIVING						
Cowboys	No	Yds	Avg	LG	TD	
Billy Joe DuPree	3	48	16.0	23	1	
Butch Johnson	2	19	9.5	12	0	
Drew Pearson	2	19	9.5	17	0	
Tony Dorsett	2	15	7.5	9	0	
Preston Pearson	2	12	6.0	17	0	
Tony Hill	1	9	9.0	9	0	
Scott Laidlaw	1	4	4.0	4	0	
Rams	No	Yds	Avg	LG	TD	
Ron Jessie	4	42	10.5	14	0	
Willie Miller	3	96	32.0	65	0	
Cullen Bryant	2	23	11.5	14	0	
Dwight Scales	2	2	1.0	3	0	
John Cappelletti	1	18	18.0	18	0	
Terry Nelson	1	15	15.0	15	0	
Terry Nelson	1	10	10.0	10	0	

INTERCEPTIONS						
Cowboys	No	Yds	Avg	LG	TD	
Charlie Waters	2	49	24.5	29	0	
Thomas Henderson	1	68	68.0	68	1	
Cliff Harris	1	5	5.0	5	0	
Randy Hughes	1	1	1.0	1	0	
Rams	No	Yds	Avg	LG	TD	
Nolan Cromwell	1	0	0.0	0	0	
Pat Thomas	1	0	0.0	0	0	

PUNTING						
Cowboys	No	Yds	Avg	LG	TB	IN20 Bk
Danny White	8	280	35.0	48	1	3
Rams	No	Yds	Avg	LG	TB	IN20 Bk
Glen Walker	5	195	39.0	50	0	0

PUNT RETURNS						
Cowboys	No	FC	Yds	Avg	LG	TD
Butch Johnson	4	0	40	10.0	14	0
Tony Hill	0	1	0	0.0	0	0
Rams	No	FC	Yds	Avg	LG	TD
Jackie Wallace	2	0	22	11.0	23	0

KICKOFF RETURNS						
Cowboys	No	Yds	Avg	LG	TD	
None						
Rams	No	Yds	Avg	LG	TD	
Jim Jodati	3	59	19.7	25	0	
Larry Marshall	2	47	23.5	24	0	

**SACKS**  
 Cowboys: Dave Stalls 1-9, Harvey Martin 1-1, Thomas Henderson 0-5-0, Charlie Waters 0-5-0  
 Rams: Mike Fanning 1-9, Jack Youngblood 1-1, Dave Elmendorf 0.5-3.5, Cody Jones 0.5-3.5

PASSING									
Cowboys	Att	Com	Yds	Tkd/Yd	TD	LG	IN		
Roger Staubach	25	13	126	3/17	2	23	2		
Rams	Att	Com	Yds	Tkd/Yd	TD	LG	IN		
Pat Haden	19	7	76	2/1	0	15	3		
Vince Ferragamo	16	7	130	1/9	0	65	2		

## 1978 NFC DIVISIONAL PLAYOFF GAME • RAMS 34, MINNESOTA 10

LOS ANGELES COLISEUM, LOS ANGELES, CA • SUNDAY, DECEMBER 31, 1978

Minnesota	3	7	0	0	-10
RAMS	0	10	14	10	-34

MIN - FG Danmeier 42  
 RAMS - Miller 9-yard pass from Haden (Corral kick)  
 RAMS - FG Corral 43  
 MIN - Rashad 1-yard pass from Tankerton (Danmeier kick)  
 RAMS - Bryant 3-yard run (Corral kick)  
 RAMS - Jessie 27-yard pass from Haden (Corral kick)  
 RAMS - FG Corral 28  
 RAMS - Jodati 3-yard run (Corral kick)  
 PAID ATT - 70,436

VIKINGS RAMS	
First Downs	12 25
Rushing	2 13
Passing	10 12
Penalty	0 0
Third Down Efficiency	4-14 29% 11-18 61%
Total Net Yards	244 409
Total Offensive Plays	55 77
Avg. Gain Per Play	4.4 5.3
Rushes-Yards	16-36 48-200
Avg. Gain Per Rush	2.3 4.2
Net Passing Yards	208 209
Att-Comp-Int	38-19-2 29-15-1
Avg. Gain Per Pass	5.3 7.2
Sacks Allowed-Yards	1-11 0-0
Punts-Avg	6-41.3 4-31.0
Penalties-Yards	2-12 4-35
Fumbles-Lost	2-0 1-0
Time of Possession	24:25 35:35

### RAMS STARTERS

WR Willie Miller	LE Jack Youngblood
LT Doug France	LDT Cody Jones
LG Tom Mack	RTD Larry Brooks
C Rich Saul	RE Fred Dryer
RG Dennis Harrah	LLB Jim Youngblood
RT John Williams	MLB Jack Reynolds
TE Terry Nelson	RLB Bob Brudzinski
WR Ron Jessie	LC Pat Thomas
QB Pat Haden	RC Rod Perry
RB Cullen Bryant	SS Dave Elmendorf
FB John Cappelletti	FS Bill Simpson

RUSHING						
Vikings	Att	Yds	Avg	LG	TD	
Chuck Foreman	13	31	2.4	8	0	
Mark Keller	2	7	3.5	4	0	
Fran Tankerton	1	-2	-2.0	-2	0	
Rams	Att	Yds	Avg	LG	TD	
Cullen Bryant	27	100	3.7	17	1	
John Cappelletti	10	44	4.4	14	0	
Anthony Davis	4	17	4.3	7	0	
Pat Haden	2	15	7.5	15	0	
Rod Phillips	2	10	5.0	6	0	
Billy Waddy	1	9	9.0	9	0	
Jim Jodati	1	3	3.0	3	0	
Terry Nelson	1	2	2.0	2	0	

RECEIVING						
Vikings	No	Yds	Avg	LG	TD	
Ahmad Rashad	7	84	12.0	31	1	
Rickey Young	4	49	12.3	24	0	
Bob Tucker	4	48	12.0	21	0	
Chuck Foreman	3	38	12.7	20	0	
Rams	No	Yds	Avg	LG	TD	
Ron Jessie	6	108	18.0	29	1	
Charlie Young	2	30	15.0	15	0	
Willie Miller	2	29	14.5	20	1	
Cullen Bryant	2	13	6.5	8	0	
Terry Nelson	1	13	13.0	13	0	
Billy Waddy	1	10	10.0	10	0	
John Cappelletti	1	6	6.0	6	0	

INTERCEPTIONS						
Vikings	No	Yds	Avg	LG	TD	
Kevin Bryant	1	0	0.0	0	0	
Wally Hilgenberg	0	11	11.0	11	0	
Rams	No	Yds	Avg	LG	TD	
Bill Simpson	2	17	8.5	17	0	

PUNTING						
Vikings	No	Yds	Avg	LG	TB	IN20 Bk
Greg Coleman	6	248	41.3	49	0	1
Rams	No	Yds	Avg	LG	TB	IN20 Bk
Glen Walker	3	124	41.3	48	0	2
TEAM	1	0	0.0	0	0	0

PUNT RETURNS						
Vikings	No	FC	Yds	Avg	LG	TD
Kevin Miller	2	0	-1	-0.5	1	0
Rams	No	FC	Yds	Avg	LG	TD
Jackie Wallace	5	0	71	14.2	21	0
Billy Waddy	1	0	11	11.0	11	0

KICKOFF RETURNS						
Vikings	No	Yds	Avg	LG	TD	
Robert Miller	4	92	23.0	27	0	
Brent McClanahan	1	18	18.0	18	0	
Harry Washington	1	16	16.0	16	0	
Rams	No	Yds	Avg	LG	TD	
Jim Jodati	3	58	19.3	28	0	

**SACKS**  
 Vikings: None  
 Rams: Cody Jones 1-11

PASSING									
Vikings	Att	Com	Yds	Tkd/Yd	TD	LG	IN		
Fran Tankerton	27	18	219	1/11	1	31	2		
Chuck Foreman	1	0	0	0/0	0	0	0		
Rams	Att	Com	Yds	Tkd/Yd	TD	LG	IN		
Pat Haden	29	15	209	0/0	2	29	1		

HISTORY

# 1977 NFC DIVISIONAL PLAYOFF GAME • MINNESOTA 14, RAMS 7

LOS ANGELES COLISEUM, LOS ANGELES, CA • MONDAY, DECEMBER 26, 1977

Minnesota	7	0	0	7	-14
RAMS	0	0	0	7	-7

MIN - Foreman 5-yard run (Cox kick)  
 MIN - Johnson 1-yard run (Cox kick)  
 RAMS - H. Jackson 1-yard pass from Haden (Septien kick)  
 PAID ATT -- 70,203

	VIKES	RAMS
First Downs	14	14
Rushing	9	7
Passing	4	6
Penalty	1	1
Third Down Efficiency	7-17-41%	7-18-30%
Total Net Yards	189	267
Total Offensive Plays	60	62
Avg. Gain Per Play	3.2	4.3
Rushes-Yards	59-144	79-149
Avg. Gain Per Rush	2.9	5.1
Net Passing Yards	45	118
Att-Comp-Int	32-14-3	32-14-3
Avg. Gain Per Pass	4.1	3.6
Sacks Allowed-Yards	1-12	1-12
Punts-Avg	3-40.8	5-37.6
Penalties-Yards	7-50	2-15
Fumbles-Lost	1-0	1-0
Time of Possession	34:21	25:39

### RAMS STARTERS

WR Harold Jackson	LE	Jack Youngblood
LT Doug France	LDT	Cody Jones
LG Tom Mack	RD	Larry Brooks
C Rich Saul	RE	Fred Dryer
RG Greg Horton	LLB	Jim Youngblood
RT John Williams	MLB	Jack Reynolds
TE Terry Nelson	RLB	Isiah Robertson
WR Billy Waddy	LC	Pat Thomas
QB Pat Haden	RC	Monte Jackson
RB Lawrence McCutcheon	SS	Dave Elmdorff
RB John Cappelletti	FS	Notan Cromwell

### RUSHING

	Att	Yds	Avg	LG	TD
Vikings					
Chuck Foreman	31	101	3.3	11	1
Robert Miller	12	52	4.3	8	0
Sam Johnson	3	1	0.3	11	0
Bob Lee	3	-10	-3.3	-1	0
RAMS					
Lawrence McCutcheon	16	102	6.4	27	0
Pat Haden	3	27	9.0	13	0
John Cappelletti	7	11	1.6	6	0
Rod Phillips	1	9	9.0	9	0
Tony Nelson	1	0	0.0	0	0
Wendell Tyler	1	0	0.0	0	0

### RECEIVING

	No	Yds	Avg	LG	TD
Vikings					
Ahmad Rashad	2	37	18.5	25	0
Robert Miller	2	14	7.0	7	0
Chuck Foreman	1	6	6.0	6	0
RAMS					
Terry Nelson	5	85	17.0	24	0
Harold Jackson	3	21	7.0	16	1
Lawrence McCutcheon	2	15	7.5	13	0
Rod Phillips	2	0	0.0	6	0
Billy Waddy	1	5	5.0	5	0
John Cappelletti	1	4	4.0	4	0

### INTERCEPTIONS

	No	Yds	Avg	LG	TD
Vikings					
Paul Krause	1	14	14.0	14	0
Jeff Wright	1	3	3.0	3	0
Nate Allen	1	0	0.0	0	0
RAMS					
None	0	0	0.0	0	0

### PUNTING

	No	Yds	Avg	LG	TB	IN20	Bk
Vikings							
Neil Gabo	8	326	40.8	57	2	0	0
RAMS							
Glen Walker	5	188	37.6	51	0	1	0

### PUNT RETURNS

	No	FC	Yds	Avg	LG	TD
Vikings						
Manfred Moore	2	1	30	15.0	21	0
RAMS						
Billy Waddy	3	0	17	5.7	7	0
Cullen Bryant	1	0	19.0	19.0	0	0
Dwight Scales	1	0	-2	-2.0	-2	0

### KICKOFF RETURNS

	No	Yds	Avg	LG	TD
Vikings					
Manfred Moore	1	25	25.0	25	0
RAMS					
Wendell Tyler	2	43	21.5	27	0

### SACKS

Vikings: Alan Page 1-12  
 Rams: Cody Jones 1-12

### PASSING

	Att	Com	Yds	Tkd/Yd	TD	LG	IN
Vikings							
Bob Lee	10	5	57	1/12	0	25	0
RAMS							
Pat Haden	32	14	130	1/12	1	24	3

# 1976 NFC CHAMPIONSHIP GAME • MINNESOTA 24, RAMS 13

METROPOLITAN STADIUM, BLOOMINGTON, MN • SUNDAY, DECEMBER 26, 1976

RAMS	0	0	13	0	-13
Minnesota	7	3	7	0	-24

MIN - Bryant 90-yard blocked FG return (Cox kick)  
 MIN - FG Cox 25  
 MIN - Foreman 1-yard run (Cox kick)  
 RAMS - McCutcheon 10-yard run (kicked fail)  
 RAMS - H. Jackson 5-yard pass from Haden (Dempsey kick)  
 MIN - S. Johnson 12-yard run (Cox kick)  
 PAID ATT -- 48,379

	RAMS	VIKES
First Downs	21	13
Rushing	14	6
Passing	7	7
Penalty	0	0
Third Down Efficiency	4-13-31%	3-14-21%
Fourth Down Efficiency	0-1-0%	0-0-0%
Total Net Yards	336	267
Total Offensive Plays	71	60
Avg. Gain Per Play	4.7	4.5
Rushes-Yards	46-193	29-158
Avg. Gain Per Rush	4.2	5.4
Net Passing Yards	143	109
Att-Comp-Int	22-9-2	27-12-1
Avg. Gain Per Pass	5.7	3.5
Sacks Allowed-Yards	3-18	4-34
Punts-Avg	7-29.4	8-35.1
Penalties-Yards	3-33	4-32
Fumbles-Lost	4-2	1-1

### RAMS STARTERS

WR Harold Jackson	LE	Jack Youngblood
LT Doug France	LDT	Merlin Olsen
LG Tom Mack	RD	Larry Brooks
C Rich Saul	RE	Fred Dryer
RG Dennis Harrah	LLB	Jim Youngblood
RT John Williams	MLB	Jack Reynolds
TE Bob Klein	RLB	Isiah Robertson
WR Ron Jessie	LC	Rod Perry
QB Pat Haden	RC	Monte Jackson
RB John Cappelletti	LS	Dave Elmdorff
FB Lawrence McCutcheon	RS	Bill Simpson

### RUSHING

	Att	Yds	Avg	LG	TD
RAMS					
Lawrence McCutcheon	26	128	4.9	15	1
John Cappelletti	16	59	3.7	11	0
Ron Jessie	1	3	3.0	3	0
Pat Haden	3	3	1.0	5	0

	Att	Yds	Avg	LG	TD
Vikings					
Chuck Foreman	15	118	7.9	62	1
Robert Miller	10	28	2.8	9	0
Sammy Johnson	2	12	6.0	12	1
Brent McClanahan	1	2	2.0	2	0
Fran Tarkenton	1	-2	-2.0	-2	0

### RECEIVING

	No	Yds	Avg	LG	TD
RAMS					
Harold Jackson	4	70	17.5	40	1
Ron Jessie	2	60	30.0	41	0
Lawrence McCutcheon	2	18	9.0	14	0
John Cappelletti	1	13	13.0	13	0
Vikings					
Chuck Foreman	5	81	16.2	57	0
Ahmad Rashad	3	28	9.3	14	0
Robert Miller	3	24	8.0	13	0
Bob Grim	1	10	10.0	10	0

### INTERCEPTIONS

	No	Yds	Avg	LG	TD
RAMS					
Monte Jackson	1	0	0.0	0	0
Vikings					
Bobby Bryant	2	17	8.5	17	0

### PUNTING

	No	Yds	Avg	LG	TB	IN20	Bk
RAMS							
Rusty Jackson	7	206	29.4	46	0	0	0
Vikings							
Neil Gabo	8	281	35.1	48	0	1	0

### PUNT RETURNS

	No	FC	Yds	Avg	LG	TD
RAMS						
Cullen Bryant	4	0	31	7.8	17	0
Jim Bertelsen	3	0	19	6.3	14	0
Vikings						
Leonard Willis	3	0	20	6.7	9	0

### KICKOFF RETURNS

	No	Yds	Avg	LG	TD
RAMS					
Tom Gereidine	3	50	16.7	20	0
Cullen Bryant	1	21	21.0	21	0
Rob Scribner	1	8	8.0	8	0
Vikings					
Leonard Willis	3	69	23.0	33	0

### SACKS

RAMS: Jack Youngblood 1.0, Larry Brooks 1.0, Fred Dryer 1.0  
 Vikings: Carl Eller 2.0, Mark Mullaney 1.0

### PASSING

	Att	Com	Yds	Tkd/Yd	TD	LG	IN
RAMS							
Pat Haden	22	9	161	3/18	1	44	2
Vikings							
Fran Tarkenton	27	12	143	4/34	0	57	1

# 1976 NFC DIVISIONAL PLAYOFF GAME • RAMS 14, DALLAS 12

TEXAS STADIUM, DALLAS, TX • SUNDAY, DECEMBER 19, 1976

Dallas	0	7	0	7	-14																																																						
RAMS	3	7	0	2	-12																																																						
DAL - FG Herrera 44																																																											
RAMS - Haden 4-yard run (Dempsey kick)																																																											
DAL - Laidlaw 1-yard run (Herrera kick)																																																											
RAMS - McCutcheon 1-yard run (Dempsey kick)																																																											
DAL - Jensen tackled R. Jackson Jensen in end zone for safety																																																											
PAID ATT - 63,283																																																											
<table border="1"> <tr> <th></th> <th>RAMS</th> <th>BOYS</th> </tr> <tr> <td>First Downs</td> <td>17</td> <td>14</td> </tr> <tr> <td>Rushing</td> <td>6</td> <td>4</td> </tr> <tr> <td>Passing</td> <td>8</td> <td>9</td> </tr> <tr> <td>Penalty</td> <td>3</td> <td>1</td> </tr> <tr> <td>Third Down Efficiency</td> <td>5-16 31%</td> <td>5-17 29%</td> </tr> <tr> <td>Total Net Yards</td> <td>250</td> <td>211</td> </tr> <tr> <td>Total Offensive Plays</td> <td>73</td> <td>69</td> </tr> <tr> <td>Avg. Gain Per Play</td> <td>3.4</td> <td>3.0</td> </tr> <tr> <td>Rushes-Yards</td> <td>49-120</td> <td>28-85</td> </tr> <tr> <td>Avg. Gain Per Rush</td> <td>2.4</td> <td>3.0</td> </tr> <tr> <td>Net Passing Yards</td> <td>130</td> <td>126</td> </tr> <tr> <td>Att.-Comp.-Int</td> <td>21-10-3</td> <td>37-15-3</td> </tr> <tr> <td>Avg. Gain Per Pass</td> <td>5.4</td> <td>3.0</td> </tr> <tr> <td>Sacks Allowed-Yards</td> <td>3-22</td> <td>4-24</td> </tr> <tr> <td>Punts-Avg</td> <td>9-28.1</td> <td>6-38.6</td> </tr> <tr> <td>Penalties-Yards</td> <td>8-94</td> <td>6-34</td> </tr> <tr> <td>Fumbles-Lost</td> <td>0-0</td> <td>3-1</td> </tr> </table>							RAMS	BOYS	First Downs	17	14	Rushing	6	4	Passing	8	9	Penalty	3	1	Third Down Efficiency	5-16 31%	5-17 29%	Total Net Yards	250	211	Total Offensive Plays	73	69	Avg. Gain Per Play	3.4	3.0	Rushes-Yards	49-120	28-85	Avg. Gain Per Rush	2.4	3.0	Net Passing Yards	130	126	Att.-Comp.-Int	21-10-3	37-15-3	Avg. Gain Per Pass	5.4	3.0	Sacks Allowed-Yards	3-22	4-24	Punts-Avg	9-28.1	6-38.6	Penalties-Yards	8-94	6-34	Fumbles-Lost	0-0	3-1
	RAMS	BOYS																																																									
First Downs	17	14																																																									
Rushing	6	4																																																									
Passing	8	9																																																									
Penalty	3	1																																																									
Third Down Efficiency	5-16 31%	5-17 29%																																																									
Total Net Yards	250	211																																																									
Total Offensive Plays	73	69																																																									
Avg. Gain Per Play	3.4	3.0																																																									
Rushes-Yards	49-120	28-85																																																									
Avg. Gain Per Rush	2.4	3.0																																																									
Net Passing Yards	130	126																																																									
Att.-Comp.-Int	21-10-3	37-15-3																																																									
Avg. Gain Per Pass	5.4	3.0																																																									
Sacks Allowed-Yards	3-22	4-24																																																									
Punts-Avg	9-28.1	6-38.6																																																									
Penalties-Yards	8-94	6-34																																																									
Fumbles-Lost	0-0	3-1																																																									

## RAMS STARTERS

WR Harold Jackson	LE Jack Youngblood
LT Doug France	LDT Merlin Olsen
LG Tom Mack	RDT Larry Brooks
C Rich Saul	RE Fred Dryer
RG Dennis Harrah	LLB Jim Youngblood
RT John Williams	MLB Jack Reynolds
TE Bob Klein	RLB Isiah Robertson
WR Ron Jessie	LC Rod Perry
QB Pat Haden	RC Monte Jackson
RB Lawrence McCutcheon	LS Dave Elmendorf
FB John Cappelletti	RS Bill Simpson

RUSHING						
Rams	Att	Yds	Avg	LG	TD	
Lawrence McCutcheon	21	58	2.8	6	1	
John Cappelletti	19	54	2.8	16	0	
Pat Haden	8	16	2.0	6	1	
Rusty Jackson	1	-8	-8.0	-8	0	
Cowboys	Att	Yds	Avg	LG	TD	
Preston Pearson	13	43	3.3	15	0	
Timmy Newhouse	9	25	2.8	6	0	
Roger Staubach	2	8	4.0	9	0	
Drew Pearson	1	4	4.0	4	0	
Doug Dennison	1	3	3.0	3	0	
Scott Laidlaw	2	2	1.0	11	1	
RECEIVING						
Rams	No	Yds	Avg	LG	TD	
Harold Jackson	6	116	19.3	42	0	
John Cappelletti	2	15	7.5	11	0	
Bob Klein	1	12	12.0	12	0	
Lawrence McCutcheon	1	9	9.0	9	0	
Cowboys	No	Yds	Avg	LG	TD	
Preston Pearson	6	41	6.8	13	0	
Drew Pearson	3	38	12.7	22	0	
Billy Joe DuPree	3	34	11.3	18	0	
Timmy Newhouse	2	19	9.5	14	0	
Butch Johnson	1	18	18.0	18	0	

INTERCEPTIONS						
Rams	No	Yds	Avg	LG	TD	
Isiah Robertson	1	15	15.0	15	0	
Dave Elmendorf	1	5	5.0	5	0	
Monte Jackson	1	0	0.0	0	0	
Cowboys	No	Yds	Avg	LG	TD	
Benny Barnes	2	0	0.0	0	0	
Charlie Waters	1	9	9.0	9	0	
PUNTING						
Rams	No	Yds	Avg	LG	TBIN20	Bk
Rusty Jackson	7	253	36.1	50	0	1
Cowboys	No	Yds	Avg	LG	TBIN20	Bk
Danny White	6	232	38.6	52	1	1
PUNT RETURNS						
Rams	No	FC	Yds	Avg	LG	TD
Cullen Bryant	2	0	23	11.5	17	0
Jim Bertelsen	0	2	0	0.0	0	0
Cowboys	No	FC	Yds	Avg	LG	TD
Butch Johnson	1	0	64	16.0	44	0
KICKOFF RETURNS						
Rams	No	Yds	Avg	LG	TD	
Cullen Bryant	2	45	22.5	28	0	
Tom Gerelone	1	26	26.0	26	0	
Cowboys	No	Yds	Avg	LG	TD	
Butch Johnson	1	44	22.0	16	0	
SACKS						
Rams:	Merlin Olsen 2.0, Jack Youngblood 1.0, Larry Brooks 1.0					
Cowboys:	Larry Cole 1.0, Ed Jones 1.0, Harvey Martin 1.0					

## PASSING

Rams	Att	Com	Yds	Tkd/Yd	TD	LG	IN
Pat Haden	21	10	152	3/22	0	42	3
Cowboys	Att	Com	Yds	Tkd/Yd	TD	LG	IN
Roger Staubach	37	15	150	4/24	0	22	3

# 1975 NFC CHAMPIONSHIP GAME • DALLAS 37, RAMS 7

LOS ANGELES COLISEUM, LOS ANGELES, CA • SUNDAY, JANUARY 4, 1976

Dallas	7	0	14	0	13	3	-37																																																						
RAMS	0	0	0	0	7	-7																																																							
DAL - P Pearson 18-yard pass from Staubach (Fritsch kick)																																																													
DAL - Richards 4-yard pass from Staubach (Fritsch kick)																																																													
DAL - P Pearson 15-yard pass from Staubach (Fritsch kick)																																																													
DAL - P Pearson 19-yard pass from Staubach (Fritsch kick)																																																													
DAL - FG Fritsch 40																																																													
DAL - FG Fritsch 26																																																													
RAMS - Cappelletti 1-yard run (Dempsey kick)																																																													
DAL - FG Fritsch 2																																																													
PAID ATT - 88,919																																																													
<table border="1"> <tr> <th></th> <th>BOYS</th> <th>RAMS</th> </tr> <tr> <td>First Downs</td> <td>24</td> <td>9</td> </tr> <tr> <td>Rushing</td> <td>8</td> <td>1</td> </tr> <tr> <td>Passing</td> <td>15</td> <td>7</td> </tr> <tr> <td>Penalty</td> <td>1</td> <td>1</td> </tr> <tr> <td>Third Down Efficiency</td> <td>10-18 55%</td> <td>2-10 20%</td> </tr> <tr> <td>Total Net Yards</td> <td>441</td> <td>118</td> </tr> <tr> <td>Total Offensive Plays</td> <td>78</td> <td>45</td> </tr> <tr> <td>Avg. Gain Per Play</td> <td>5.7</td> <td>2.6</td> </tr> <tr> <td>Rushes-Yards</td> <td>30-195</td> <td>16-22</td> </tr> <tr> <td>Avg. Gain Per Rush</td> <td>6.5</td> <td>1.4</td> </tr> <tr> <td>Net Passing Yards</td> <td>246</td> <td>96</td> </tr> <tr> <td>Att.-Comp.-Int</td> <td>28-18-1</td> <td>24-11-3</td> </tr> <tr> <td>Avg. Gain Per Pass</td> <td>8.8</td> <td>3.3</td> </tr> <tr> <td>Sacks Allowed-Yards</td> <td>0-0</td> <td>5-51</td> </tr> <tr> <td>Punts-Avg</td> <td>4-34.8</td> <td>7-35.4</td> </tr> <tr> <td>Penalties-Yards</td> <td>5-59</td> <td>4-25</td> </tr> <tr> <td>Fumbles-Lost</td> <td>1-0</td> <td>1-0</td> </tr> </table>									BOYS	RAMS	First Downs	24	9	Rushing	8	1	Passing	15	7	Penalty	1	1	Third Down Efficiency	10-18 55%	2-10 20%	Total Net Yards	441	118	Total Offensive Plays	78	45	Avg. Gain Per Play	5.7	2.6	Rushes-Yards	30-195	16-22	Avg. Gain Per Rush	6.5	1.4	Net Passing Yards	246	96	Att.-Comp.-Int	28-18-1	24-11-3	Avg. Gain Per Pass	8.8	3.3	Sacks Allowed-Yards	0-0	5-51	Punts-Avg	4-34.8	7-35.4	Penalties-Yards	5-59	4-25	Fumbles-Lost	1-0	1-0
	BOYS	RAMS																																																											
First Downs	24	9																																																											
Rushing	8	1																																																											
Passing	15	7																																																											
Penalty	1	1																																																											
Third Down Efficiency	10-18 55%	2-10 20%																																																											
Total Net Yards	441	118																																																											
Total Offensive Plays	78	45																																																											
Avg. Gain Per Play	5.7	2.6																																																											
Rushes-Yards	30-195	16-22																																																											
Avg. Gain Per Rush	6.5	1.4																																																											
Net Passing Yards	246	96																																																											
Att.-Comp.-Int	28-18-1	24-11-3																																																											
Avg. Gain Per Pass	8.8	3.3																																																											
Sacks Allowed-Yards	0-0	5-51																																																											
Punts-Avg	4-34.8	7-35.4																																																											
Penalties-Yards	5-59	4-25																																																											
Fumbles-Lost	1-0	1-0																																																											

## RAMS STARTERS

WR Harold Jackson	LE Jack Youngblood
LT Charlie Cowan	LDT Merlin Olsen
LG Tom Mack	RDT Cody Jones
C Rich Saul	RE Fred Dryer
RG Joe Scibelli	LLB Vern Geddes
RT John Williams	MLB Jack Reynolds
TE Terry Nelson	RLB Isiah Robertson
WR Ron Jessie	LC Eddie McMillan
QB James Harris	RC Monte Jackson
RB Cullen Bryant	LS Dave Elmendorf
RB Lawrence McCutcheon	RS Bill Simpson

RUSHING						
Cowboys	Att	Yds	Avg	LG	TD	
Timmy Newhouse	16	64	4.0	12	0	
Roger Staubach	7	54	7.7	15	0	
Doug Dennison	13	35	2.7	14	0	
Preston Pearson	7	20	2.9	7	0	
Charles Young	6	17	2.8	5	0	
Jan Fugett	1	5	5.0	5	0	
Rams	Att	Yds	Avg	LG	TD	
Ron Jaworski	2	12	6.0	7	0	
Lawrence McCutcheon	11	10	0.9	6	0	
John Cappelletti	1	1	1.0	1	0	
Rob Sotbner	1	1	1.0	1	0	
Cullen Bryant	1	-2	-2.0	2	0	
RECEIVING						
Cowboys	No	Yds	Avg	LG	TD	
Preston Pearson	7	123	17.6	27	3	
Drew Pearson	5	46	9.2	13	0	
Golden Richards	2	46	23.0	42	1	
Jean Fugett	2	5	2.5	3	0	
Charles Young	1	15	15.0	15	0	
Doug Dennison	1	11	11.0	11	0	
Rams	No	Yds	Avg	LG	TD	
Ron Jessie	4	52	13.0	18	0	
Lawrence McCutcheon	3	39	13.0	14	0	
Terry Nelson	3	28	9.3	12	0	
Cullen Bryant	1	28	28.0	28	0	

## INTERCEPTIONS

Cowboys	No	Yds	Avg	LG	TD	
D.D. Lewis	2	20	10.0	12	0	
Cliff Harris	1	22	22.0	22	0	
Rams	No	Yds	Avg	LG	TD	
Bill Simpson	1	37	37.0	37	0	
PUNTING						
Cowboys	No	Yds	Avg	LGO/B	DN Bk	
Match Hoopes	4	139	34.8	43	1	0
Rams	No	Yds	Avg	LGO/B	DN Bk	
Duane Carroll	7	248	35.4	45	1	1
PUNT RETURNS						
Cowboys	No	FC	Yds	Avg	LG	TD
Golden Richards	3	1	17	5.7	9	0
Cliff Harris	0	0	9	9.0	9	0
Rams	No	FC	Yds	Avg	LG	TD
Rob Sotbner	2	0	3	1.5	2	0
Dave Elmendorf	0	1	0	0.0	0	0
KICKOFF RETURNS						
Cowboys	No	Yds	Avg	LG	TD	
Doug Dennison	2	47	23.5	26	0	
Rams	No	Yds	Avg	LG	TD	
Willie McGee	5	103	20.6	26	0	
Cullen Bryant	2	49	24.5	27	0	
Ron Jessie	1	15	15.0	15	0	
SACKS						
Rams:	None					
Cowboys:	Bill Gregory 1.0, Ed Jones 1.0, Harvey Martin 1.0, Jethro Pugh 1.0, Larry White 1.0					

## PASSING

Cowboys	Att	Com	Yds	Tkd/Yd	TD	LG	IN
Roger Staubach	26	16	220	0/0	4	42	1
Clint Longley	2	2	26	0/0	0	15	0
Rams	Att	Com	Yds	Tkd/Yd	TD	LG	IN
Ron Jaworski	22	11	147	5/51	0	28	2
James Harris	2	0	0	0/0	0	0	1

# 1975 NFC DIVISIONAL PLAYOFF GAME • RAMS 35, ST. LOUIS 23

LOS ANGELES, LOS ANGELES, CA • SATURDAY, DECEMBER 27, 1975

St. Louis 0 9 7 7 -23  
 Rams 14 14 0 7 -35  
 Rams - Jaworski 5-yard run (Dempsy kick)  
 Rams - Jack Youngblood 47-yard interception return (Dempsy kick)  
 Rams - Simpson 65-yard interception return (Dempsy kick)  
 STL - Otis 3-yard run (kick failed)  
 Rams - H. Jackson 66-yard pass from Jaworski (Dempsy kick)  
 STL - FG Bakken 39  
 STL Gray 11-yard pass from Hart (Bakken kick)  
 Rams - Jessie 2-yard fumble recovery (Dempsy kick)  
 STL - Jones 3-yard run (Bakken kick)  
 PAID ATT - 73,459

	CARDS	RAMS
First Downs	22	17
Rushing	5	5
Passing	16	10
Penalty	2	2
Third Down Efficiency	5-14-43%	5-12-42%
Total Net Yards	363	440
Total Offensive Plays	70	73
Avg. Gain Per Play	5.2	6.0
Rushes-Yards	27-95	50-237
Avg. Gain Per Rush	3.5	4.7
Net Passing Yards	268	203
Att-Comp-Int	41-22-3	23-12-0
Avg. Gain Per Pass	6.2	8.8
Sacks Allowed-Yards	2-23	0-0
Punts-Avg	4-27	5-31.6
Penalties-Yards	6-70	5-38
Fumbles-Lost	3-2	5-3

### RAMS STARTERS

WR Harold Jackson	LT Jack Youngblood
LT Doug France	LDT Merlin Olsen
LG Tom Mack	RDT Cody Jones
C Rich Saul	RE Fred Dryer
RG Joe Scibelli	LLB Ken Geddes
RT John Williams	MLB Jack Reynolds
TE Terry Nelson	RLB Isiah Robertson
WR Ron Jessie	LC Eddie McMillan
QB Ron Jaworski	RC Monte Jackson
RB Cullen Bryant	LS Dave Elmendorf
RB Lawrence McCutcheon	RS Bill Simpson

RUSHING					
Cardinals	Att	Yds	Avg	LG	TD
Jim Otis	12	38	3.2	6	1
Steve Jones	6	28	4.7	15	1
Terry Metcalf	8	27	3.4	8	0
Jerry Latin	1	2	2.0	2	0
Rams	Att	Yds	Avg	LG	TD
Lawrence McCutcheon	37	202	5.5	12	0
Rob Scribner	4	16	4.0	7	0
Cullen Bryant	3	12	4.0	8	0
Ron Jaworski	6	7	1.2	5	1

RECEIVING					
Cardinals	No	Yds	Avg	LG	TD
Terry Metcalf	6	94	15.7	34	0
Jim Otis	4	52	13.0	21	0
Mel Gray	3	52	17.3	23	1
Ike Harris	2	33	16.5	22	0
Jerry Latin	2	23	11.5	12	0
Steve Jones	2	19	9.5	11	0
J.V. Cain	2	17	8.5	11	0
Jackie Smith	1	1	1.0	1	0
Rams	No	Yds	Avg	LG	TD
Ron Jessie	4	52	13.0	16	0
Lawrence McCutcheon	3	8	2.7	11	0
Harold Jackson	2	84	42.0	66	1
Cullen Bryant	2	26	13.0	14	0
Terry Nelson	1	33	33.0	33	0

INTERCEPTIONS						
Cardinals	No	Yds	Avg	LG	TD	
None						
Rams	No	Yds	Avg	LG	TD	
Bill Simpson	2	83	41.5	65	1	
Jack Youngblood	1	47	47.0	47	1	
Cardinals	No	Yds	Avg	LG	DN	Blk
Jeff West	6	256	42.7	53	1	0
Rams	No	Yds	Avg	LG	DN	Blk
Duane Carrell	5	158	31.6	40	2	0

PUNTING						
Cardinals	No	Yds	Avg	LG	TD	
Jeff West	6	256	42.7	53	1	
Rams	No	Yds	Avg	LG	TD	
Duane Carrell	5	158	31.6	40	2	
PUNT RETURNS						
Cardinals	No	FC	Yds	Avg	LG	TD
Terry Metcalf	2	0	6	3.0	3	0
Rams	No	FC	Yds	Avg	LG	TD
Dave Elmendorf	2	2	12	6.0	12	0
Rob Scribner	1	0	7	7.0	7	0
KICKOFF RETURNS						
Cardinals	No	Yds	Avg	LG	TD	
Terry Metcalf	3	105	35.0	67	0	
Gary Hammond	2	36	18.0	18	0	
Dwayne Crump	1	28	28.0	28	0	
Jerry Latin	1	22	22.0	22	0	
Rams	No	Yds	Avg	LG	TD	
Cullen Bryant	3	61	20.3	22	0	
Ron Jessie	1	17	17.0	17	0	
Dave Elmendorf	1	12	12.0	12	0	

### SACKS

Cardinals: None  
 Rams: Jack Youngblood 1.0, Fred Dryer 1.0

PASSING								
Cardinals	Att	Com	Yds	Tkd/Yd	TD	LG	IN	
Jim Hart	41	22	291	2/23	1	34	3	
Rams	Att	Com	Yds	Tkd/Yd	TD	LG	IN	
Ron Jaworski	23	12	203	0/0	1	66	0	

# 1974 NFC CHAMPIONSHIP GAME • MINNESOTA 14, RAMS 10

METROPOLITAN STADIUM, BLOOMINGTON, MN • SUNDAY, DECEMBER 29, 1974

Rams 0 3 0 7 -10  
 Minnesota 0 7 0 7 -14  
 MIN - Lash 29-yard pass from Tarkenton (Cox kick)  
 Rams - FG Ray 27  
 MIN - Osborn 1-yard run (Cox kick)  
 Rams - Jackson 44-yard pass from Harris (Ray kick)  
 PAID ATT - 48,444

	RAMS	VIKES
First Downs	15	18
Rushing	5	9
Passing	10	7
Penalty	0	2
Third Down Efficiency	5-13-38%	7-16-44%
Total Net Yards	340	269
Total Offensive Plays	58	69
Avg. Gain Per Play	5.9	3.9
Rushes-Yards	33-121	47-164
Avg. Gain Per Rush	3.7	3.5
Net Passing Yards	219	105
Att-Comp-Int	23-13-2	20-10-1
Avg. Gain Per Pass	8.8	4.8
Sacks Allowed-Yards	2-29	2-18
Punts-Avg	5-43.8	6-39.2
Penalties-Yards	7-70	2-20
Fumbles-Lost	3-3	5-3

### RAMS STARTERS

WR Harold Jackson	LE Jack Youngblood
LT Charlie Cowan	LDT Merlin Olsen
LG Tom Mack	RDT Larry Brooks
C Ken Iman	RE Fred Dryer
RG Joe Scibelli	LLB Ken Geddes
RT John Williams	MLB Jack Reynolds
TE Bob Klein	RLB Isiah Robertson
WR Jack Snow	LC Charlie Stukes
QB James Harris	RC Al Clark
RB Jim Bertelsen	LS Dave Elmendorf
RB Lawrence McCutcheon	RS Bill Simpson

RUSHING					
Rams	Att	Yds	Avg	LG	TD
Jim Bertelsen	14	65	4.6	11	0
Lawrence McCutcheon	12	32	2.7	6	0
James Harris	3	17	5.7	8	0
John Cappelletti	3	8	2.7	5	0
Tony Baker	1	-1	-1.0	-1	0
Vikings	Att	Yds	Avg	LG	TD
Chuck Foreman	22	80	3.6	18	0
Dave Osborn	20	76	3.8	11	1
Fran Tarkenton	4	5	1.3	3	0
Ed Marinaro	1	3	3.0	3	0

RECEIVING					
Rams	No	Yds	Avg	LG	TD
Jim Bertelsen	5	53	10.6	13	0
Harold Jackson	3	139	46.3	73	1
Lawrence McCutcheon	2	22	11.0	17	0
Jack Snow	1	19	19.0	19	0
Bob Klein	1	10	10.0	10	0
John Cappelletti	1	5	5.0	5	0
Vikings	No	Yds	Avg	LG	TD
Stu Voigt	4	43	10.8	16	0
Jim Lash	2	40	20.0	29	1
John Gilliam	2	33	16.5	18	0
Ed Marinaro	1	6	6.0	6	0
Dave Osborn	1	1	1.0	1	0

INTERCEPTIONS					
Rams	No	Yds	Avg	LG	TD
Charlie Stukes	1	0	0.0	0	0
Vikings	No	Yds	Avg	LG	TD
Randy Pofft	1	16	16.0	16	0
Wally Hilgenberg	1	0	0.0	0	0
Cardinals	No	Yds	Avg	LG	TD
Mike Burke	5	219	43.8	49	0
Vikings	No	Yds	Avg	LG	TD
Mike Eschled	6	235	39.2	55	0

PUNTING						
Rams	No	FC	Yds	Avg	LG	TD
Cullen Bryant	3	0	18	6.0	10	0
Rob Scribner	1	0	1	1.0	1	0
Jim Bertelsen	1	0	0	0.0	0	0
Vikings	No	FC	Yds	Avg	LG	TD
Sam McCullum	3	0	20	6.7	8	0
Nate Wright	1	0	3	3.0	3	0
KICKOFF RETURNS						
Rams	No	Yds	Avg	LG	TD	
Cullen Bryant	3	57	19.0	25	0	
Vikings	No	Yds	Avg	LG	TD	
Brent McClanahan	2	55	27.5	32	0	
Sam McCullum	1	23	23.0	23	0	

### SACKS

Cardinals: Jack Youngblood 1.0, Fred Dryer 1.0  
 Vikings: Carl Eller 0.5, Doug Sutherland 0.5, Bob Luresma 0.3, Jim Marshall 0.3, Allen Page 0.3

PASSING								
Rams	Att	Com	Yds	Tkd/Yd	TD	LG	IN	
James Harris	23	13	248	2/29	1	73	2	
Vikings	Att	Com	Yds	Tkd/Yd	TD	LG	IN	
Fran Tarkenton	20	10	123	2/18	1	29	1	

## 1974 NFC DIVISIONAL PLAYOFF GAME • RAMS 19, WASHINGTON 10

LOS ANGELES COLISEUM, LOS ANGELES, CA • SUNDAY, DECEMBER 22, 1974

Washington	3	7	0	0	-10
RAMS	7	0	3	9	-19

RAMS - Klein 10-yard pass from Harris (Ray kick)  
 WAS - FG Bragg 35  
 WAS - Denson 1-yard run (Bragg kick)  
 RAMS - FG Ray 37  
 RAMS - FG Ray 26  
 RAMS - Robertson 59-yard interception return (paid failed)  
 PAID ATT - 77,925

	RAMS	WAS
First Downs	13	14
Rushing	4	8
Passing	7	6
Penalty	2	0
Third Down Efficiency	7-16 44%	6-19 33%
Total Net Yards	218	223
Total Offensive Plays	58	66
Avg. Gain Per Play	3.8	3.4
Rushes-Yards	27-49	42-131
Avg. Gain Per Rush	1.8	3.1
Net Passing Yards	169	95
Att.-Comp-Int	30-13-3	24-8-2
Avg. Gain Per Pass	5.5	4.0
Sacks Allowed-Yards	1-8	0-0
Punts-Avg	5-45.2	5-43.0
Penalties-Yards	1-5	5-49
Fumbles-Lost	3-3	2-0

### RAMS STARTERS

WR Harold Jackson	LE Jack Youngblood
LT Charlie Cowan	LDT Merlin Olsen
LG Tom Mack	RDT Larry Brooks
C Ken Iman	RE Fred Dryer
RG Joe Scibelli	LLB Ken Geddies
RT John Williams	MLB Jack Reynolds
TE Bob Klein	RLB Isiah Robertson
WR Jack Snow	LC Charlie Stukes
QB James Harris	RC Al Clark
RB Jim Bertelsen	LS Dave Elmendorf
RB Lawrence McCutcheon	RS Bill Simpson

RUSHING						
	Att	Yds	Avg	LG	TD	
Larry Brown	18	39	2.2	9	0	
Billy Kilmer	2	5	2.5	5	0	
Moses Denson	7	5	0.7	2	1	

RAMS						
	Att	Yds	Avg	LG	TD	
Lawrence McCutcheon	26	71	2.7	11	0	
Jim Bertelsen	6	34	5.7	10	0	
James Harris	6	17	2.8	8	0	
John Cappelletti	1	5	5.0	5	0	
Rob Scribner	1	2	2.0	2	0	
Tony Baker	2	2	1.0	2	0	

RECEIVING						
	No	Yds	Avg	LG	TD	
Charley Taylor	4	79	19.8	41	0	
Charles Evans	4	31	7.8	19	0	
John Smith	2	35	17.5	20	0	
Moses Denson	2	17	8.5	9	0	
Frank Grant	1	15	15.0	15	0	

RAMS						
	No	Yds	Avg	LG	TD	
Harold Jackson	2	35	17.5	22	0	
Bob Klein	2	23	11.5	13	1	
Lawrence McCutcheon	2	20	10.0	15	0	
Pat Curran	1	12	12.0	12	0	
Jim Bertelsen	1	5	5.0	5	0	

INTERCEPTIONS						
	No	Yds	Avg	LG	TD	
Pat Fischer	1	17	17.0	17	0	
Ken Stone	1	7	7.0	7	0	
Isiah Robertson	1	59	59.0	59	1	
Jack Reynolds	1	12	12.0	12	0	
Bill Simpson	1	0	0.0	0	0	

PUNTING						
	No	Yds	Avg	LGO/B	DN	Blk
Mike Bragg	5	226	45.2	58	1	0
Mike Burke	5	215	43.0	46	0	0

PUNT RETURNS						
	No	FC	Yds	Avg	LG	TD
Joe Thesmann	4	0	22	5.5	12	0
Larry Jones	1	0	9	9.0	9	0
Jim Bertelsen	1	0	10	10.0	10	0
Cullen Bryant	1	0	6	6.0	6	0

KICKOFF RETURNS						
	No	Yds	Avg	LG	TD	
Larry Jones	4	76	19.0	34	0	
Doug Cunningham	1	19	19.0	19	0	
Cullen Bryant	3	82	27.3	41	0	

**SACKS**  
 Redskins: None  
 Rams: Merlin Olsen 0.5, Larry Brooks 0.5

PASSING							
	Att	Com	Yds	Tkd/Yd	TD	LG	IN
Billy Kilmer	18	7	99	0/0	0	41	0
Sonny Jurgensen	12	6	78	1/8	0	27	3
James Harris	24	8	95	0/0	1	22	2

## 1973 NFC DIVISIONAL PLAYOFF GAME • DALLAS 27, RAMS 16

TEXAS STADIUM, DALLAS, TX • SUNDAY, DECEMBER 23, 1973

RAMS	0	6	0	10	-16
Dallas	14	3	0	10	-27

DAL - Hill 3-yard run (Fritsch kick)  
 DAL - Reason 4-yard pass from Staubach (Fritsch kick)  
 DAL - FG Fritsch 39  
 RAMS - FG Ray 39  
 RAMS - FG Ray 37  
 RAMS - FG Ray 40  
 RAMS - Baker 5-yard run (Ray kick)  
 DAL - Pearson 80-yard pass from Staubach (Fritsch kick)  
 DAL - FG Fritsch 12  
 PAID ATT - 63,272

	RAMS	DAL
First Downs	11	15
Rushing	5	11
Passing	5	4
Penalty	1	0
Third Down Efficiency	0-14 0%	9-19 47%
Total Net Yards	192	298
Total Offensive Plays	51	68
Avg. Gain Per Play	3.8	4.4
Rushes-Yards	20-93	45-162
Avg. Gain Per Rush	3.1	3.6
Net Passing Yards	99	136
Att.-Comp-Int	24-7-1	16-8-2
Avg. Gain Per Pass	3.4	5.8
Sacks Allowed-Yards	5-34	7-44
Punts-Avg	5-43.6	7-46.7
Penalties-Yards	2-20	5-44
Fumbles-Lost	2-2	2-2

### RAMS STARTERS

WR Harold Jackson	LE Jack Youngblood
LT Charlie Cowan	LDT Merlin Olsen
LG Tom Mack	RDT Larry Brooks
C Ken Iman	RE Fred Dryer
RG Joe Scibelli	LLB Ken Geddies
RT John Williams	MLB Jack Reynolds
TE Bob Klein	RLB Isiah Robertson
WR Jack Snow	LC Charlie Stukes
QB John Hadl	RC Eddie McMillan
RB Jim Bertelsen	LS Dave Elmendorf
RB Lawrence McCutcheon	RS Steve Precce

RUSHING						
	Att	Yds	Avg	LG	TD	
Lawrence McCutcheon	13	48	3.7	12	0	
Jim Bertelsen	12	37	3.1	13	0	
John Hadl	2	10	5.0	6	0	
Tony Baker	1	5	5.0	5	1	
Larry Smith	2	-7	-3.5	-1	0	

COWBOYS						
	Att	Yds	Avg	LG	TD	
Calvin Hill	25	97	3.9	15	1	
Roger Staubach	4	30	7.5	12	0	
Harold Jackson	10	30	3.0	10	0	
Timmy Newhouse	6	5	0.8	4	0	

RECEIVING						
	No	Yds	Avg	LG	TD	
Jack Snow	3	77	25.7	50	0	
Larry Smith	2	13	6.5	9	0	
Harold Jackson	1	40	40.0	40	0	
Lawrence McCutcheon	1	3	3.0	3	0	

COWBOYS						
	No	Yds	Avg	LG	TD	
Drew Pearson	2	87	43.5	83	2	
Calvin Hill	2	21	10.5	16	0	
Joan Fugett	1	38	38.0	38	0	
Bob Hayes	1	29	29.0	29	0	
Walt Garrison	1	3	3.0	3	0	
Billy Joe DuFree	1	2	2.0	2	0	

INTERCEPTIONS						
	No	Yds	Avg	LG	TD	
Jack Reynolds	1	4	4.0	4	0	
Dave Elmendorf	1	0	0.0	0	0	
Lee Roy Jordan	1	2	2.0	2	0	

PUNTING						
	No	Yds	Avg	LG		
Dave Chappelle	5	218	43.6	64		
Cowboys	7	327	46.7	55		

PUNT RETURNS						
	No	FC	Yds	Avg	LG	TD
Jim Bertelsen	4	0	52	13.0	30	0
Dave Elmendorf	1	0	1	1.0	1	0
Golden Richards	2	1	3	1.5	2	0

KICKOFF RETURNS						
	No	Yds	Avg	LG	TD	
Rob Scribner	4	106	26.5	35	0	
Al Clark	2	49	24.5	29	0	
Cliff Harris	1	23	23.0	23	0	
Cliff Harris	1	19	19.0	19	0	

**SACKS**  
 Rams: Jack Youngblood 2.5, Merlin Olsen 2.0, Fred Dryer 1.0, Ken Geddies 1.0, Larry Brooks 0.5  
 Cowboys: Bill Gregory 1.5, Harvey Martin 1.5, Pugh 1.0, Larry Cole 0.5, Pat Toomay 0.5

PASSING							
	Att	Com	Yds	Tkd/Yd	TD	LG	IN
John Hadl	23	7	133	5/34	0	50	1
Lawrence McCutcheon	1	0	0	0/0	0	0	0
Roger Staubach	16	8	180	7/44	2	83	2

# 1969 PLAYOFF BOWL GAME • RAMS 31, DALLAS 0

ORANGE BOWL, MIAMI, FL • SATURDAY, JANUARY 3, 1970

RAMS	14	0	7	10	-31
Cowboys	0	0	0	0	-0

RAMS - Josephson 35-yard pass from Gabriel (Gossett kick)  
 RAMS - Snow 67-yard pass from Gabriel (Gossett kick)  
 RAMS - Klein 16-yard pass from Gabriel (Gossett kick)  
 RAMS - Snow 49-yard pass from Gabriel (Gossett kick)  
 RAMS - FG Gossett 42  
 PAID ATT -- 31,151

RAMS		BOYS	
First Downs	13	13	
Rushing	4	6	
Passing	3	7	
Penalty	1	0	
Total Net Yards	297	222	
Total Offensive Plays	53	60	
Avg. Gain Per Play	5.6	3.8	
Rushes-Yards	33-78	30-136	
Avg. Gain Per Rush	3.4	4.7	
Net Passing Yards	219	86	
Att-Comp-Int	19-12-1	24-10-2	
Avg. Gain Per Pass	10.9	2.9	
Sacks Allowed-Yards	1-5	6-50	
Punts-Avg	4-42.5	4-44.0	
Penalties-Yards	2-39	2-25	
Fumbles-Lost	3-1	2-2	

### RAMS STARTERS

WR Jack Snow	LE Deacon Jones
LT Charlie Cowan	LDT Merlin Olsen
LG Tom Mack	RT Coy Bacon
C Ken Iman	RE Diron Talbert
RG Mike LaHood	LLB Jack Pardee
RT Mitch Johnson	MLB Doug Woodief
TE Billy Truax	RLB Jim Purnell
WR Wendell Tucker	LC Clarence Williams
QB Roman Gabriel	RC Jim Nettles
RB Les Josephson	LS Richie Petibon
RB Larry Smith	RS Eddie Meador

### RUSHING

Rams	Att	Yds	Avg	LG	TD
Larry Smith	10	29	2.9	6	0
Pat Studstill	1	22	22.0	22	0
Dick Bass	6	17	2.8	12	0
Les Josephson	8	8	1.0	8	0
Willie Ellison	6	8	1.3	7	0
Roman Gabriel	2	-6	-3.0	-3	0
Cowboys	Att	Yds	Avg	LG	TD
Walt Garrison	9	47	5.2	11	0
Roger Staubach	6	41	6.8	19	0
Calvin Hill	8	36	4.5	13	0
Dan Reeves	5	24	4.8	17	0
Les Shy	1	-1	-1.0	-1	0
Craig Morton	1	-11	-11.0	-11	0

### RECEIVING

Rams	No	Yds	Avg	LG	TD
Jack Snow	5	144	28.8	67L	2
Les Josephson	4	55	13.8	35L	1
Bob Klein	2	23	11.5	16L	1
Larry Smith	1	2	2.0	2	0
Cowboys	No	Yds	Avg	LG	TD
Bob Hayes	3	50	16.7	31	0
Petlis Norman	2	24	12.0	16	0
Lance Rentzel	1	25	25.0	25	0
Calvin Hill	1	17	17.0	17	0
Dennis Homan	1	16	16.0	16	0
Walt Garrison	1	4	4.0	4	0
Claixon Welch	1	0	0.0	0	0

### INTERCEPTIONS

Rams	No	Yds	Avg	LG	TD
Richie Petibon	1	5	5.0	5	0
Jim Purnell	1	0	0.0	0	0
Cowboys	No	Yds	Avg	LG	TD
Otto Brown	1	11	11.0	11	0

### PUNTING

Rams	No	Yds	Avg	LG
Pat Studstill	4	170	42.5	51
Cowboys	No	Yds	Avg	LG
Ron Widby	4	176	44.0	54

### PUNT RETURNS

Rams	No	FC	Yds	Avg	LG	TD
Alvin Haymond	2	0	18	9.0	9	0
Ron Smith	1	0	19	19.0	19	0
Cowboys	No	FC	Yds	Avg	LG	TD
Mel Renfro	2	1	-1	-1.0	-1	0

### KICKOFF RETURNS

Rams	No	Yds	Avg	LG	TD
Ron Smith	1	17	17.0	17	0
Cowboys	No	Yds	Avg	LG	TD
Richmond Flowers	2	53	26.5	30	0
Calvin Hill	2	43	21.5	24	0

### PASSING

Rams	Att	Com	Yds	Tkd/Yd	TD	LG	IN
Roman Gabriel	17	12	224	1/5	4	67L	0
Les Josephson	1	0	0	0/0	0	0	1
Karl Sweetan	1	0	0	0/0	0	0	0
Cowboys	Att	Com	Yds	Tkd/Yd	TD	LG	IN
Craig Morton	18	9	120	5/42	0	31	1
Roger Staubach	6	1	16	1/8	0	16	1

# 1969 WESTERN CONFERENCE PLAYOFF GAME • MINNESOTA 23, RAMS 20

METROPOLITAN STADIUM, BLOOMINGTON, MN • SATURDAY, DECEMBER 27, 1969

RAMS	7	10	0	3	-20
Minnesota	7	0	7	9	-23

RAMS - Klein 3-yard pass from Gabriel (Gossett kick)  
 MIN - Osborn 1-yard run (Cox kick)  
 RAMS - FG Gossett 20  
 RAMS - Triux 2-yards pass from Gabriel (Gossett kick)  
 MIN - Osborn 1-yard run (Cox kick)  
 RAMS - FG Gossett 27  
 MIN - Kapp 2-yard run (Cox kick)  
 MIN - Gabriel tackled in end zone by Eller for safety  
 PAID ATT -- 47,900

RAMS		VIKES	
First Downs	19	18	
Rushing	10	7	
Passing	3	10	
Penalty	0	1	
Total Net Yards	255	275	
Total Offensive Plays	65	50	
Avg. Gain Per Play	3.9	5.5	
Rushes-Yards	30-126	29-97	
Avg. Gain Per Rush	4.2	3.3	
Net Passing Yards	129	178	
Att-Comp-Int	32-22-1	19-12-2	
Avg. Gain Per Pass	3.7	8.4	
Sacks Allowed-Yards	3-21	2-18	
Punts-Avg	3-36.3	3-39.3	
Penalties-Yards	4-37	4-36	
Fumbles-Lost	1-0	3-1	

### RAMS STARTERS

WR Jack Snow	LE Deacon Jones
LT Charlie Cowan	LDT Merlin Olsen
LG Tom Mack	RT Coy Bacon
C Ken Iman	RE Diron Talbert
RG Mike LaHood	LLB Jack Pardee
RT Bob Brown	MLB Doug Woodief
TE Billy Truax	RLB Maxie Baughan
WR Wendell Tucker	LC Clarence Williams
QB Roman Gabriel	RC Jim Nettles
RB Larry Smith	LS Richie Petibon
RB Les Josephson	RS Eddie Meador

### RUSHING

Rams	Att	Yds	Avg	LG	TD
Larry Smith	11	60	5.5	12	0
Roman Gabriel	4	26	6.5	13	0
Willie Ellison	4	22	5.5	17	0
Les Josephson	10	16	1.6	7	0
Tommy Mason	1	2	2.0	2	0
Vikings	Att	Yds	Avg	LG	TD
Joe Kapp	7	42	6.0	15	1
Dave Osborn	13	30	2.3	12	2
Bill Brown	8	22	2.7	6	0
Oscar Reed	1	3	3.0	3	0

### RECEIVING

Rams	No	Yds	Avg	LG	TD
Les Josephson	7	41	5.6	13	0
Larry Smith	6	36	6.0	10	0
Billy Truax	5	47	9.4	18	1
Wendell Tucker	3	23	7.7	9	0
Bob Klein	1	3	3.0	3L	1
Vikings	No	Yds	Avg	LG	TD
Gene Washington	4	90	22.5	41	0
John Henderson	4	68	17.0	24	0
Bill Brown	2	20	10.0	12	0
Oscar Reed	2	18	9.0	12	0

### INTERCEPTIONS

Rams	No	Yds	Avg	LG	TD
Eddie Meador	1	15	15.0	15	0
Richie Petibon	1	4	4.0	4	0
Vikings	No	Yds	Avg	LG	TD
Alan Page	1	29	29.0	29	0

### PUNTING

Rams	No	Yds	Avg	LG
Pat Studstill	3	110	36.3	51
Vikings	No	Yds	Avg	LG
Bob Lee	3	118	39.3	43

### PUNT RETURNS

Rams	No	FC	Yds	Avg	LG	TD
Alvin Haymond	2	0	8	4.0	11	0
Ron Smith	0	1	0	0.0	0	0
Vikings	No	FC	Yds	Avg	LG	TD
Charlie West	1	0	6	6.0	6	0

### KICKOFF RETURNS

Rams	No	Yds	Avg	LG	TD
Ron Smith	3	47	15.7	18	0
Alvin Haymond	1	22	22.0	22	0
Vikings	No	Yds	Avg	LG	TD
Charlie West	4	93	23.3	28	0
Bob Grim	1	13	13.0	13	0
Sammy White	1	5	5.0	5	0

### SACKS

RAMS: Coy Bacon 0.5, Merlin Olsen 0.5, Team 1.0  
 VIKINGS: Carl Eller 2.0, Jim Marshall 1.0

### PASSING

Rams	Att	Com	Yds	Tkd/Yd	TD	LG	IN
Roman Gabriel	32	22	150	3/21	2	18	1
Vikings	Att	Com	Yds	Tkd/Yd	TD	LG	IN
Joe Kapp	19	12	196	2/18	0	41	2

# 1967 PLAYOFF BOWL GAME • RAMS 30, CLEVELAND 6

ORANGE BOWL, MIAMI, FL • SUNDAY, JANUARY 7, 1968

Cleveland	0	0	0	6	-
RAMS	10	7	3	10	-11

RAMS - Casey 21-yard pass from Gabriel (Gossett kick)  
 RAMS - FG Gossett 41  
 RAMS - Truax 2-yard pass from Gabriel (Gossett kick)  
 RAMS - FG Gossett 46  
 CLE - Kelly 2-yard run (kick blocked)  
 RAMS - Ellison 9-yard run (Gossett kick)  
 RAMS - FG Gossett 19  
 PAID ATT -- 37,102

BROWNS RAMS	
First Downs	12 21
Rushing	5 10
Passing	7 10
Penalty	0 1
Total Net Yards	205 385
Total Offensive Plays	65 74
Avg. Gain Per Play	3.2 5.2
Rushes-Yards	22-56 37-181
Avg. Gain Per Rush	2.5 4.9
Net Passing Yards	149 204
Att-Comp-Int	38-20-0 34-17-1
Avg. Gain Per Pass	3.9 6.0
Sacks Allowed-Yards	4-0 3-19
Punts-Avg	4-40.1 4-43.0
Penalties-Yards	3-36 5-65
Fumbles-Lost	4-3 2-1

### RAMS STARTERS

WR Jack Snow	LE Deacon Jones
LT Joe Carroll	LDT Merlin Olsen
LG Tom Mack	RDT Roger Brown
C Ken Iman	RE Lamar Lundy
RG Joe Scibelli	LLB Jack Pardue
RT Charlie Cowan	MLB Myron Pottios
TE Billy Truax	LLB Maxie Baughan
WR Bernie Casey	LC Clarence Williams
QB Roman Gabriel	RC Irv Cross
RB Les Josephson	LS Chuck Lamson
RB Dick Bass	RS Eddie Meador

RUSHING					
Browns	Att	Yds	Avg	LG	TD
Leroy Kelly	18	55	3.1	15	1
Larry Conjar	3	2	0.7	2	0
Gary Lane	1	-1	-1.0	-1	0
Rams	Att	Yds	Avg	LG	TD
Les Josephson	15	70	4.7	11	0
Dick Bass	13	51	3.9	14	0
Roman Gabriel	4	33	8.2	21	0
Willie Ellison	3	17	5.7	9	0
Tommy Mason	2	10	5.0	7	0

RECEIVING					
Browns	No	Yds	Avg	LG	TD
Paul Warfield	6	75	12.5	34	0
Clifton McNeil	4	21	5.3	10	0
Larry Collins	3	39	13.0	25	0
Larry Conjar	3	20	6.7	8	0
Milt Morin	2	22	11.0	15	0
Nick Petrosante	1	12	12.0	12	0
Leroy Kelly	1	0	0.0	0	0
Rams	No	Yds	Avg	LG	TD
Bernie Casey	6	82	13.7	22	1
Les Josephson	4	41	10.3	15	0
Tommy Mason	3	58	19.3	43	0
Billy Truax	2	13	6.5	11	1
Dave Phuc	1	25	25.0	25	0
Jack Snow	1	4	4.0	4	0

INTERCEPTIONS					
Browns	No	Yds	Avg	LG	TD
Bob Matheson	1	1	1.0	2	0
Rams	1	0	0.0	0	0
None					

PUNTING					
Browns	No	Yds	Avg	LG	LG
Gary Collins	7	281	40.1	55	
Rams	No	Yds	Avg	LG	LG
Jon Kilgore	4	172	43.0	59	

PUNT RETURNS					
Browns	No	Yds	Avg	LG	TD
Ben Davis	1	7	7.0	7	0
Leroy Kelly	1	5	5.0	5	0
Rams	No	Yds	Avg	LG	TD
Eddie Meador	1	6	6.0	6	0
Irv Cross	1	1	1.0	1	0

KICKOFF RETURNS					
Browns	No	Yds	Avg	LG	TD
Ben Davis	2	45	22.5	24	0
Carl Ward	2	31	15.5	18	0
Rams	No	Yds	Avg	LG	TD
None					

PASSING								
Browns	Att	Com	Yds	Tkd/Yd	TD	LG	IN	
Frank Ryan	20	8	83	3/21	0	25	0	
Gary Lane	18	12	106	2/19	0	34	0	
Rams	Att	Com	Yds	Tkd/Yd	TD	LG	IN	
Roman Gabriel	30	17	223	3/19	2	43	1	
Bill Munson	2	0	0	0/0	0	0	0	
Les Josephson	1	0	0	0/0	0	0	0	
Eddie Meador	1	0	0	0/0	0	0	0	

# 1967 WESTERN CONFERENCE PLAYOFF GAME • GREEN BAY 28, RAMS 7

MILWAUKEE COUNTY STADIUM, MILWAUKEE, WI • SATURDAY, DECEMBER 23, 1967

RAMS	7	0	0	0	-7
Green Bay	0	14	7	7	-28

RAMS - Casey 29-yard pass from Gabriel (Gossett kick)  
 GB - Williams 46-yard run (Chandler kick)  
 GB - Dale 17-yard pass from Starr (Chandler kick)  
 GB - Mercein 6-yard run (Chandler kick)  
 GB - Williams 2-yard run (Chandler kick)  
 PAID ATT -- 49,861

RAMS		PACK	
First Downs	12	20	37
Rushing	8	11	11
Passing	9	8	11
Penalty	1	1	5
Total Net Yards	217	374	68
Total Offensive Plays	59	68	3.7
Avg. Gain Per Play	3.7	5.5	
Rushes-Yards	28-75	45-163	
Avg. Gain Per Rush	2.7	3.6	
Net Passing Yards	142	211	
Att-Comp-Int	31-11-1	23-17-1	
Avg. Gain Per Pass	4.5	9.2	
Sacks Allowed-Yards	5-44	1-11	
Punts-Avg	5-32.6	6-39.3	
Penalties-Yards	3-25	7-44	
Fumbles-Lost	0-0	3-3	

### RAMS STARTERS

WR Jack Snow	LE Deacon Jones
LT Joe Carroll	LDT Merlin Olsen
LG Tom Mack	RDT Roger Brown
C Ken Iman	RE Lamar Lundy
RG Joe Scibelli	LLB Jack Pardue
RT Charlie Cowan	MLB Myron Pottios
TE Billy Truax	LLB Maxie Baughan
WR Bernie Casey	LC Clarence Williams
QB Roman Gabriel	RC Irv Cross
RB Dick Bass	LS Chuck Lamson
RB Les Josephson	RS Eddie Meador

RUSHING					
Rams	Att	Yds	Avg	LG	TD
Dick Bass	14	40	2.9	15	0
Les Josephson	9	16	1.8	5	0
Tommy Mason	2	13	6.5	10	0
Roman Gabriel	3	6	2.0	3	0
Packers	Att	Yds	Avg	LG	TD
Travis Williams	18	88	4.9	46	2
Donny Anderson	12	52	4.3	18	0
Chuck Merclan	12	13	1.1	7	1
Bart Starr	2	8	4.0	4	0
Ben Wilson	1	2	2.0	2	0

RECEIVING					
Rams	No	Yds	Avg	LG	TD
Bernie Casey	5	82	16.4	29	1
Billy Truax	2	45	22.5	31	0
Les Josephson	2	30	15.0	22	0
Jack Snow	1	17	17.0	17	0
Bucky Pope	1	12	12.0	12	0
Packers	No	Yds	Avg	LG	TD
Carroll Dale	6	109	18.2	48	1
Boyd Dowler	3	35	11.7	17	0
Marv Fleming	3	30	10.0	12	0
Donny Anderson	2	30	15.0	25	0
Chuck Merclan	2	10	5.0	5	0
Travis Williams	1	8	8.0	8	0

INTERCEPTIONS					
Rams	No	Yds	Avg	LG	TD
Chuck Lamson	1	24	24.0	24	0
Packers	No	Yds	Avg	LG	TD
Tom Brown	1	20	20.0	20	0

PUNTING					
Rams	No	Yds	Avg	LG	LG
Jon Kilgore	6	236	39.3	40	
Packers	No	Yds	Avg	LG	LG
Don Chandler	5	163	32.6	46	

PUNT RETURNS						
Rams	No	FC	Yds	Avg	LG	TD
Eddie Meador	1	2	0	0.0	0	0
Irv Cross	0	1	0	0.0	0	0
Packers	No	FC	Yds	Avg	LG	TD
Willie Wood	2	3	5	2.5	5	0
Tom Brown	1	0	39	39.0	39	0

KICKOFF RETURNS					
Rams	No	Yds	Avg	LG	TD
Willie Ellison	2	54	27.0	39	0
Irv Cross	1	26	26.0	26	0
Bob Nichols	1	0	0.0	0	0
Packers	No	Yds	Avg	LG	TD
Dave Robinson	1	10	10.0	10	0
Jim Flanagan	1	9	9.0	9	0

PASSING								
Rams	Att	Com	Yds	Tkd/Yd	TD	LG	IN	
Roman Gabriel	31	11	186	5/44	1	31	1	
Packers	Att	Com	Yds	Tkd/Yd	TD	LG	IN	
Bart Starr	23	17	222	1/11	1	48	1	

HISTORY

## 1955 NFL CHAMPIONSHIP GAME • CLEVELAND 38, RAMS 14

LOS ANGELES COLISEUM, LOS ANGELES, CA • MONDAY, DECEMBER 26, 1955

Cleveland	3	14	14	7	-38
RAMS	0	7	0	7	-14

CLE - FG Groza 26  
 CLE - Paul 65-yard interception return (Groza kick)  
 RAMS - Quinlan 67-yard pas from Van Brocklin (Richter kick)  
 CLE - Lavelli 50-yard pass from Graham (Groza kick)  
 CLE - Graham 15-yard run (Groza kick)  
 CLE - Graham 1-yard run (Groza kick)  
 CLE - Renfro 35-yard pass from Graham (Groza kick)  
 RAMS - Waller 4-yard run (Richter kick)  
 PAID ATT -- 85,693

BROWNS		RAMS	
First Downs	17	17	
Rushing	7	8	
Passing	10	8	
Penalty	0	1	
<b>Total Net Yards</b>	<b>371</b>	<b>259</b>	
Total Offensive Plays	73	54	
Avg. Gain Per Play	5.1	4.8	
<b>Rushes-Yards</b>	<b>48-169</b>	<b>26-116</b>	
Avg. Gain Per Rush	3.5	4.5	
<b>Net Passing Yards</b>	<b>202</b>	<b>143</b>	
Att-Comp-Int	25-14-3	28-11-7	
Avg. Gain Per Pass	8.1	5.1	
<b>Punts-Avg</b>	<b>3-42.7</b>	<b>4-45.0</b>	
<b>Penalties-Yards</b>	<b>5-74</b>	<b>2-10</b>	
<b>Fumbles-Lost</b>	<b>0-0</b>	<b>1-1</b>	

### RAMS OFFENSIVE STARTERS

LE	Tom Fears
LT	Glen Holtzman
LG	Duane Putzman
C	Bobby Cross
RG	John Hock
RT	Charley Toogood
RE	Elroy Hirsch
QB	Norm Van Brocklin
LH	Ron Walker
RH	Volney Quinlan
F	Dan Towler

### RUSHING

Browns	Att	Yds	Avg	LG	TD
Ed Modzelewski	13	61	4.7	10	0
Maurice Bassett	11	49	4.5	12	0
Fred Morrison	11	33	3.0	5	0
Otto Graham	9	21	2.3	15t	2
Dub Jones	1	3	3.0	3	0
Bob Smith	3	2	0.7	5	0

RAMS	Att	Yds	Avg	LG	TD
Dan Towler	14	44	4.6	15	0
Ron Walker	11	48	4.4	13	1
Bill Wade	1	4	4.0	4	0

### RECEIVING

Browns	No	Yds	Avg	LG	TD
Ed Modzelewski	5	34	6.8	14	0
Dante Lavelli	3	95	31.7	50t	1
Ray Renfro	2	49	24.5	35t	1
Dub Jones	1	11	11.0	11	0
Darrel Brewster	1	9	9.0	9	0
Fred Morrison	1	7	7.0	7	0
Maurice Bassett	1	4	4.0	4	0

### RAMS

RAMS	No	Yds	Avg	LG	TD
Volney Quinlan	5	116	23.2	67t	1
Ron Walker	3	18	6.0	11	0
Tom Fears	1	16	16.0	16	0
Elroy Hirsch	1	9	9.0	9	0
Dan Towler	1	7	7.0	7	0

### INTERCEPTIONS

Browns	No	Yds	Avg	LG	TD
Ken Konz	2	12	6.0	12	0
Don Paul	1	65	65.0	65t	1
Tommy James	1	11	11.0	11	0
Sam Palumbo	1	10	10.0	10	0
Walt Michaels	1	5	5.0	5	0
Henry Ford	1	0	0.0	0	0

RAMS	No	Yds	Avg	LG	TD
Don Burroughs	1	24	24.0	24	0
Larry Morris	1	22	22.0	22	0
Ed Hughes	1	0	0.0	0	0

### PUNTING

Browns	No	Yds	Avg	LG
Horace Gillom	3	128	42.7	52
RAMS	No	Yds	Avg	LG
Norm Van Brocklin	4	180	45.0	49

### PUNT RETURNS

Browns	No	Yds	Avg	LG	TD
Ken Konz	2	27	13.5	24	0
Don Paul	2	0	0.0	0	0
RAMS	No	Yds	Avg	LG	TD
Woodley Lewis	1	9	9.0	9	0

### KICKOFF RETURNS

Browns	No	Yds	Avg	LG	TD
Bob Smith	2	41	20.5	21	0
Don Paul	1	0	0.0	0	0
RAMS	No	Yds	Avg	LG	TD
Woodley Lewis	4	127	31.8	43	0
Ron Walker	3	88	29.3	32	0

### PASSING

Browns	Att	Com	Yds	TD	LG	IN
Otto Graham	25	14	209	2	50t	3
RAMS	Att	Com	Yds	TD	LG	IN
Norm Van Brocklin	25	11	166	1	67t	6
Bill Wade	3	0	0	0	0	1

## 1952 NFL CONFERENCE PLAYOFF GAME • DETROIT 31, RAMS 21

BRIGGS STADIUM, DETROIT, MI • SUNDAY, DECEMBER 21, 1952

RAMS	0	7	0	14	-21
Detroit	7	7	10	7	-31

DET - Harder 12-yard run (Harder kick)  
 DET - Harder 3-yard run (Harder kick)  
 RAMS - Fears 15-yard pass from Van Brocklin (Waterfield kick)  
 DET - Hart 24-yard pass from Walker (Harder kick)  
 DET - FG Harder 43  
 RAMS - Towler 5-yard run (Waterfield kick)  
 RAMS - Smith 57-yard punt return (Waterfield kick)  
 DET - Hoernschmeyer 9-yard run (Harder kick)  
 PAID ATT -- 47,645

RAMS		LIONS	
First Downs	15	18	
Rushing	5	11	
Passing	8	7	
Penalty	2	0	
<b>Total Net Yards</b>	<b>276</b>	<b>360</b>	
Total Offensive Plays	57	62	
Avg. Gain Per Play	4.8	5.8	
<b>Rushes-Yards</b>	<b>29-128</b>	<b>39-173</b>	
Avg. Gain Per Rush	4.4	4.4	
<b>Net Passing Yards</b>	<b>179</b>	<b>192</b>	
Att-Comp-Int	28-18-1	23-11-4	
Avg. Gain Per Pass	6.4	8.3	
<b>Punts-Avg</b>	<b>6-32.7</b>	<b>5-43.4</b>	
<b>Penalties-Yards</b>	<b>2-14</b>	<b>5-35</b>	
<b>Fumbles-Lost</b>	<b>0-0</b>	<b>2-2</b>	

### RAMS STARTERS

LE	Tom Fears	LE	Larry Brink
LT	Don Simensen	LT	Jim Winkler
LG	Dick Daugherty	MG	Stan West
C	Leon McLaughlin	RT	Charley Toogood
RG	Harry Thompson	RE	Andy Robustelli
RT	Tom Dahms	LLB	Paul Younger
RE	Elroy Hirsch	RLB	Don Paul
QB	Norm Van Brocklin	LH	Jack Dwyer
LH	Dan Towler	RH	Woodley Lewis
RH	Verda Smith	LS	Jerry Williams
FB	Paul Younger	RS	Herb Rich

### RUSHING

RAMS	Att	Yds	Avg	LG	TD
Volney Quinlan	6	60	10.0	47	0
Dan Towler	13	54	4.2	17	1
Paul Younger	4	14	3.5	13	0
Jack Myers	2	8	4.0	5	0
Verda Smith	4	-8	-2.0	2	0

LIONS	Att	Yds	Avg	LG	TD
Pat Harder	8	72	9.0	20	2
Bob Hoernschmeyer	11	49	4.5	10	1
Doak Walker	7	29	4.1	18	0
Bobby Layne	6	20	3.3	13	0
Jack Christiansen	4	9	2.3	6	0
Ollie Cline	3	-6	-2.0	-2	0

### RECEIVING

RAMS	No	Yds	Avg	LG	TD
Tom Fears	7	76	10.9	16	1
Elroy Hirsch	5	46	9.2	11	0
Bob Carey	3	30	10.0	7	0
Jack Myers	2	6	3.0	5	0
Dan Towler	1	21	21.0	21	0

LIONS	No	Yds	Avg	LG	TD
Leon Hart	5	86	17.2	24t	1
Doak Walker	2	75	37.5	51	0
Goyce Box	2	20	10.0	11	0
Pat Harder	1	6	6.0	6	0
Jack Christiansen	1	5	5.0	5	0

### INTERCEPTIONS

RAMS	No	Yds	Avg	LG	TD
Norb Hecker	1	20	20.0	20	0
Stan West	1	8	8.0	8	0
Don Paul	1	4	4.0	4	0
Elroy Hirsch	1	0	0.0	0	0
LIONS	No	Yds	Avg	LG	TD
LaVern Torgeson	1	0	0.0	0	0

### PUNTING

RAMS	No	Yds	Avg	LGO/B
Norm Van Brocklin	4	147	36.8	50
Bob Waterfield	2	49	24.5	29
LIONS	No	Yds	Avg	LGO/B
Robert Smith	5	217	43.4	55

### PUNT RETURNS

RAMS	No	Yds	Avg	LG	TD
Verda Smith	3	72	24.0	57t	1
Woodley Lewis	1	4	4.0	4	0
LIONS	No	Yds	Avg	LG	TD
Yale Lary	1	7	7.0	7	0

### KICKOFF RETURNS

RAMS	No	Yds	Avg	LG	TD
Woodley Lewis	5	133	26.6	36	0
LIONS	No	Yds	Avg	LG	TD
Jack Christiansen	3	71	23.7	34	0
Yale Lary	1	25	25.0	25	0

### PASSING

RAMS	Att	Com	Yds	TD	LG	IN
Norm Van Brocklin	19	15	166	1	21	0
Bob Waterfield	9	3	13	0	7	1
LIONS	Att	Com	Yds	TD	LG	IN
Bobby Layne	21	9	144	0	51	4
Bob Hoernschmeyer	1	1	24	0	24	0
Doak Walker	1	1	24	1	24t	0

HISTORY

## 1951 NFL CHAMPIONSHIP GAME • RAMS 24, CLEVELAND 17

LOS ANGELES COLISEUM, LOS ANGELES, CA • SUNDAY, DECEMBER 23, 1951

RAMS	0	7	7	10	-24
Cleveland	0	10	0	7	-17

CLE - FG Groza 52  
 CLE - Jones 17-yard pass from Graham (Groza kick)  
 RAMS - Towler 1-yard run (Waterfield kick)  
 RAMS - Hoerner 1-yard run (Waterfield kick)  
 RAMS - FG Waterfield 17  
 CLE - Carpenter 5-yard run (Groza kick)  
 RAMS - Fears 73-yard pass from Van Brocklin (Waterfield kick)  
 PAID ATT - 57,522

	RAMS	BROWNS
First Downs	20	22
Rushing	9	6
Passing	9	16
Penalty	2	0
Total Net Yards	334	372
Total Offensive Plays	73	64
Avg. Gain Per Play	4.6	5.8
Rushes-Yards	43-81	23-92
Avg. Gain Per Rush	1.9	4.0
Net Passing Yards	253	280
Att-Comp-Int	30-13-2	41-19-3
Avg. Gain Per Pass	8.4	6.8
C	5-43.4	4-36.5
Penalties-Yards	5-25	6-41
Fumbles-Lost	2-1	4-1

### RAMS OFFENSIVE STARTERS

LE Tom Fears  
 LT Don Simensen  
 LG Dick Daugherty  
 C Leon McLaughlin  
 RG Bill Lange  
 RT Tom Dahms  
 RE Elroy Hirsch  
 QB Bob Waterfield  
 LH Dan Towler  
 RH Paul Younger  
 FB Dick Hoerner

RUSHING				
	Att	Yds	Avg	TD
Browns				
Otto Graham	5	43	8.6	0
Marion Motley	5	23	4.8	0
Ken Carpenter	4	14	3.5	1
Dub Jones	9	12	1.3	0
RAMS				
Dan Towler	16	36	2.3	1
Paul Younger	4	20	5.0	0
Verda Smith	9	15	1.7	0
Bob Waterfield	2	8	4.0	0
Norm Van Brocklin	5	5	1.0	1
Glenn Davis	1	3	3.0	0
Glenn Davis	6	-6	-1.0	0

RECEIVING					
	No	Yds	Avg	LG	TD
Browns					
Mac Speedie	7	81	11.6	14	0
Dub Jones	4	62	15.5	26	1
Dante Lavelli	4	65	16.3	17	0
Ken Carpenter	3	49	16.3	17	0
Marion Motley	1	23	23.0	23	0
RAMS					
Tom Fears	4	146	36.5	73t	1
Elroy Hirsch	4	66	16.5	20	0
Glenn Davis	2	10	5.0	11	0
Verda Smith	2	20	10.0	18	0
Dick Hoerner	1	13	13.0	13	0

INTERCEPTIONS					
	No	Yds	Avg	LG	TD
Browns					
Tommy James	1	0	0.0	0	0
Warren Lahr	1	0	0.0	0	0
RAMS					
Marvin Johnson	1	35	35.0	35	0
Don Paul	1	26	26.0	26	0
Jerry Williams	1	15	15.0	15	0

PUNTING					
	No	Yds	Avg	LG	O/B
Browns					
Horace Gillom	4	146	36.5	38	0
RAMS					
Bob Waterfield	5	217	43.4	51	1

PUNT RETURNS						
	No	FC	Yds	Avg	LG	TD
Browns						
Cliff Lewis	1	0	13	13.0	13	0
Ken Carpenter	1	0	1	1.0	1	0
RAMS						
Tom Kalmanir	0	1	0	0.0	0	0
Verda Smith	0	1	0	0.0	0	0

KICKOFF RETURNS					
	No	Yds	Avg	LG	TD
Browns					
Ken Carpenter	5	132	26.4	35	0
RAMS					
None					

PASSING							
	Att	Com	Yds	TD	LG	IN	
Browns							
Otto Graham	40	19	280	1	26	3	
Ken Carpenter	1	0	0	0	0	0	
RAMS							
Bob Waterfield	24	9	125	0	20	2	
Norm Van Brocklin	6	4	128	1	73t	0	

## 1950 NFL CHAMPIONSHIP GAME • CLEVELAND 30, RAMS 28

CLEVELAND STADIUM, CLEVELAND, OH • SUNDAY, DECEMBER 24, 1950

RAMS	14	0	14	0	-28
Cleveland	7	6	7	10	-30

RAMS - Davis 82-yard pass from Waterfield (Waterfield kick)  
 RAMS - Hoerner 3-yard run (Waterfield kick)  
 CLE - Jones 31-yard pass from Graham (Groza kick)  
 CLE - Lavelli 39-yard pass from Graham (kick failed)  
 CLE - Lavelli 39-yard pass from Graham (Groza kick)  
 RAMS - Hoerner 1-yard run (Waterfield kick)  
 RAMS - Binkis 6-yard fumble recovery (Waterfield kick)  
 CLE - Bumgardner 14-yard pass from Graham (Groza kick)  
 CLE - FG Groza 16  
 PAID ATT - 29,751

	RAMS	BROWNS
First Downs	22	22
Rushing	8	9
Passing	13	12
Penalty	1	1
Total Net Yards	414	418
Total Offensive Plays	68	72
Avg. Gain Per Play	6.1	5.8
Rushes-Yards	5-116	36-106
Avg. Gain Per Rush	4.6	2.9
Net Passing Yards	298	312
Att-Comp-Int	33-22-1	32-18-5
Avg. Gain Per Pass	9.0	9.8
C	5-38.4	4-50.8
Penalties-Yards	3-25	4-48
Fumbles-Lost	3-3	0-0

### RAMS OFFENSIVE STARTERS

LE Tom Fears  
 LT Dick Huffman  
 LG Jack Finlay  
 C Fred Naumetz  
 RG Harry Thompson  
 RT Bob Reinhard  
 RE Jack Zilly  
 QB Bob Waterfield  
 LH Glenn Davis  
 RH Verda Smith  
 FB Dick Hoerner

RUSHING				
	Att	Yds	Avg	TD
Rams				
Dick Hoerner	24	86	3.6	24
Verda Smith	4	11	2.8	15
Glenn Davis	6	6	1.0	9
Bob Waterfield	1	2	2.0	2
Ralph Pasquariello	1	1	1.0	1
Browns				
Otto Graham	12	99	8.3	21
Marion Motley	6	9	1.5	10
Dub Jones	2	4	2.0	3
Rex Bumgardner	5	2	0.4	5
Dante Lavelli	0	2	2.0	2

RECEIVING					
	No	Yds	Avg	LG	TD
Rams					
Tom Fears	9	136	15.1	44	0
Glenn Davis	8	88	11.0	62t	1
Elroy Hirsch	4	42	10.5	23	0
Verda Smith	3	46	15.3	38	0
Browns					
Otto Graham	12	99	8.3	21	0
Marion Motley	6	9	1.5	10	0
Dub Jones	2	4	2.0	3	0
Rex Bumgardner	5	2	0.4	5	0
Dante Lavelli	0	2	2.0	2	0

INTERCEPTIONS					
	No	Yds	Avg	LG	TD
Rams					
Fred Naumetz	1	11	11.0	11	0
Warren Lahr	2	14	7.0	n/a	0
Browns					
Ken Gorgal	1	33	33.0	33	0
Hal Herring	1	7	7.0	7	0
Tommy Thompson	1	0	0.0	0	0

PUNTING					
	No	Yds	Avg	LG	O/B
Rams					
Bob Waterfield	4	203	50.8	61	
Browns					
Horace Gillom	5	192	38.4	68	

PUNT RETURNS					
	No	Yds	Avg	LG	TD
Rams					
Glenn Davis	1	14	14.0	14	0
Tom Kalmanir	1	0	0.0	0	0
Browns					
Cliff Lewis	2	22	11.0	16	0

KICKOFF RETURNS					
	No	Yds	Avg	LG	TD
Rams					
Verda Smith	3	59	19.7	29	0
Jerry Williams	1	35	35.0	35	0
Tom Kalmanir	1	32	32.0	32	0
Browns					
Ken Carpenter	3	58	19.3	28	0

PASSING							
	Att	Com	Yds	TD	LG	IN	
Rams							
Bob Waterfield	31	18	312	1	82t	4	
Norm Van Brocklin	1	0	0	0	0	0	
Browns							
Otto Graham	32	22	298	4	39t	1	
Tommy James	1	0	0	0	0	0	

## 1950 NFL CONFERENCE PLAYOFF GAME • RAMS 24, CHICAGO 14

LOS ANGELES COLISEUM, LOS ANGELES, CA • SUNDAY, DECEMBER 17, 1950

Chicago	0	7	0	7	0	-14
RAMS	3	14	7	0	0	-24
RAMS - FG Waterfield 43						
CHI - Campana 22-yard run (Lujack kick)						
RAMS - Fears 68-yard pass from Waterfield (Waterfield kick)						
RAMS - Fears 27-yard pass from Waterfield (Waterfield kick)						
RAMS - Fears 22-yard pass from Waterfield (Waterfield kick)						
CHI - Morrison 4-yard run (Lujack kick)						
PAID ATT -- 83,501						

	BEARS	RAMS
First Downs	.....23	11
Rushing	.....12	4
Passing	.....10	6
Penalty	.....1	1
Total Net Yards	.....22	371
Total Offensive Plays	.....77	63
Avg. Gain Per Play	.....5.5	5.9
Rushes-Yards	.....48-229	32-74
Avg. Gain Per Rush	.....4.8	2.3
Net Passing Yards	.....193	297
Att-Comp-Int	.....29-15-3	31-16-1
Avg. Gain Per Pass	.....6.7	9.6
Punts-Avg	.....7-44.0	10-44.9
Fumbles-Yards	.....5-45	8-74
Fumbles-Lost	.....3-2	1-1

### RAMS OFFENSIVE STARTERS

LE	Tom Fears
LT	Dick Huffman
LG	Jack Finlay
C	Fred Naumetz
RG	Harry Thompson
RT	Bob Reinhard
RE	Jack Zilly
QB	Bob Waterfield
LH	Glenn Davis
RH	Tom Kalmanir
FB	Dick Hoerner

RUSHING				
Bears	Att	Yds	Avg	TD
George Gulyanics	15	94	6.3	0
Julie Rykovich	14	67	4.8	0
Fred Morrison	6	36	6.0	1
Jack Hoffman	5	16	3.2	0
Al Campana	3	7	2.3	1
Chuck Hunsinger	2	7	3.5	0
Johnny Lujack	3	2	0.7	0
Rams				
Att	Yds	Avg	TD	
Dick Hoerner	7	18	2.6	0
Glenn Davis	8	15	1.9	0
Paul Barry	8	16	2.0	0
Verda Smith	3	12	4.0	0
Jerry Williams	1	6	6.0	0
Ralph Pasquaniello	1	3	3.0	0
Bob Waterfield	2	2	1.0	0
Dan Towler	2	2	1.0	0

RECEIVING					
Bears	No	Yds	Avg	LG	TD
George Gulyanics	6	67	11.2	18	0
Jim Keane	3	50	16.7	19	0
Fred Morrison	2	44	22.0	26	0
J.R. Boone	1	13	13.0	13	0
Harper Davis	1	5	5.0	5	0
Ken Kavanaugh	1	6	6.0	6	0
Julie Rykovich	1	8	8.0	8	0
Rams					
No	Yds	Avg	LG	TD	
Tom Fears	7	198	28.3	68t	3
Glenn Davis	3	6	2.0	6	0
Eloyr Hirsch	2	46	23.0	29	0
Bob Boyd	1	4	-4.0	-4	0
Dick Hoerner	1	9	9.0	9	0
Verda Smith	1	35	35.0	35	0
Dan Towler	1	7	7.0	7	0

INTERCEPTIONS						
Bears	No	Yds	Avg	LG	TD	
George McAfee	1	20	20.0	20	0	
Rams						
No	Yds	Avg	LG	TD		
Woodley Lewis	1	28	28.0	28	0	
Tom Keane	1	18	18.0	18	0	
Eloyr Hirsch	1	10	10.0	10	0	
PUNTING						
Bears	No	Yds	Avg	LG	O/B	
Fred Morrison	7	308	44.0	49	1	
Rams						
No	Yds	Avg	LG	O/B		
Norm Van Brocklin	4	173	43.3	51	1	
Bob Waterfield	6	276	46.0	67	0	
PUNT RETURNS						
Bears	No	FC	Yds	Avg	LG	TD
George McAfee	6	0	77	12.8	18	0
Rams						
No	FC	Yds	Avg	LG	TD	
Tom Kalmanir	2	1	14	7.0	10	0
Glenn Davis	1	0	8	8.0	8	0

KICKOFF RETURNS						
Bears	No	Yds	Avg	LG	TD	
Chuck Hunsinger	2	31	15.5	24	0	
Rams						
No	Yds	Avg	LG	TD		
None						

### PASSING

Bears	Att	Com	Yds	TD	LG	IN
Johnny Lujack	29	15	193	0	26	3
Rams						
Att	Com	Yds	TD	LG	IN	
Bob Waterfield	21	14	280	3	68t	1
Norm Van Brocklin	10	2	17	0	9	0

## 1949 NFL CHAMPIONSHIP GAME • PHILADELPHIA 14, RAMS 0

LOS ANGELES COLISEUM, LOS ANGELES, CA • SUNDAY, DECEMBER 18, 1949

Philadelphia	0	7	7	0	0	-14
RAMS	0	0	0	0	0	-0
PHI - Pihos 31-yard pass from Thompson (Patton kick)						
PHI - Skladany 2-yard blocked punt return (Patton kick)						
PAID ATT -- 27,980						

	EAGLES	RAMS
First Downs	.....17	7
Rushing	.....12	0
Passing	.....4	6
Penalty	.....1	1
Total Net Yards	.....32	119
Total Offensive Plays	.....70	51
Avg. Gain Per Play	.....4.9	2.3
Rushes-Yards	.....61-274	24-21
Avg. Gain Per Rush	.....4.5	0.9
Net Passing Yards	.....68	98
Att-Comp-Int	.....9-5-1	27-10-2
Avg. Gain Per Pass	.....7.6	3.6
Punts-Avg	.....8-36.3	9-38.1
Penalties-Yards	.....6-40	4-25
Fumbles-Lost	.....1-1	4-0

### RAMS OFFENSIVE STARTERS

LE	Tom Fears
LT	Dick Huffman
LG	Hal Dean
C	Fred Naumetz
RG	Ray Yagiello
RT	Gilbert Bouley
RE	Jack Zilly
QB	Bob Waterfield
LH	Fred Gehrike
RH	Verda Smith
FB	Dick Hoerner

RUSHING				
Eagles	Att	Yds	Avg	TD
Steve Van Buren	31	196	6.3	0
Jim Parmer	15	41	2.7	0
Clyde Scott	6	23	3.8	0
Tommy Thompson	4	7	1.8	0
Frank Ziegler	3	4	1.3	0
Bosh Pritchard	1	2	2.0	0
Jack Myers	1	1	1.0	0
Rams				
Att	Yds	Avg	TD	
Fred Gehrike	3	13	4.3	0
Verda Smith	6	11	1.8	0
Dick Hoerner	7	10	1.4	0
Bob Waterfield	2	3	1.5	0
Eloyr Hirsch	2	0	0.0	0
Tom Kalmanir	2	0	0.0	0
Norm Van Brocklin	2	-16	-8.0	0

RECEIVING				
Eagles	No	Yds	Avg	TD
Jack Ferrante	2	27	13.5	0
Pihos Pihos	1	31	31.0	1
Clyde Scott	1	17	17.0	0
Tommy Thompson	1	-7	-7.0	0
Rams				
No	Yds	Avg	TD	
Dick Huffman	2	26	13.0	0
Bob Shaw	2	21	10.5	0
Tom Fears	2	15	7.5	0
Verda Smith	2	11	5.5	0
Dick Hoerner	1	19	19.0	0
Paul Younger	1	6	6.0	0

INTERCEPTIONS						
Eagles	No	Yds	Avg	LG	TD	
Frank Reagan	1	0	0.0	0	0	
Rams						
No	Yds	Avg	TD			
Don Curivan	2	0	0.0	0	0	
PUNTING						
Eagles	No	Yds	Avg	BL		
Joe Muha	6	218	36.3	0	0	
Rams						
No	Yds	Avg	BL			
Bob Waterfield	8	343	42.9	1		
PUNT RETURNS						
Eagles	No	FC	Yds	Avg	TD	
Clyde Scott	2	0	0	0.0	0	
Frank Ziegler	2	0	0	0.0	0	
Rams						
No	FC	Yds	Avg	TD		
Verda Smith	2	0	17	8.5	0	
KICKOFF RETURNS						
Eagles	No	Yds	Avg	TD		
Clyde Scott	1	35	35.0	0		
Rams						
No	Yds	Avg	TD			
Verda Smith	1	20	20.0	0		

### PASSING

Eagles	Att	Com	Yds	TD	IN
Tommy Thompson	9	5	68	1	2
Rams					
Att	Com	Yds	TD	IN	
Norm Van Brocklin	14	5	55	0	0
Bob Waterfield	13	5	43	0	1

# 1945 NFL CHAMPIONSHIP GAME • RAMS 15, WASHINGTON 14

MUNICIPAL STADIUM, CLEVELAND, OH • SUNDAY, DECEMBER 16, 1945

Washington	0	7	7	0	-14
RAMS	2	7	6	0	-15

RAMS - Pass by Baugh from end zone struck goal-post for automatic safety  
 WAS - Bagarus 38-yard pass from Filchok (Aguire kick)  
 RAMS - Benton 37-yard pass from Waterfield (Waterfield kick)  
 RAMS - Gillette 44-yard pass from Waterfield (failed)  
 WAS - Seymour 8-yard pass from Filchok (Aguire kick)  
 PAID ATT -- 32,178

	SKINS	RAMS
First Downs	8	14
Rushing	3	9
Passing	4	4
Penalty	1	1
Total Net Yards	211	372
Total Offensive Plays	54	71
Avg. Gain Per Play	3.9	5.2
Rushes-Yards	34-35	44-180
Avg. Gain Per Rush	1.0	4.1
Net Passing Yards	179	192
Att-Comp-Int	20-9-2	27-14-2
Avg. Gain Per Pass	9.0	7.1
Penalties-Avg	7-38.9	8-37.9
Penalties-Yards	4-29	6-60
Fumbles-Lost	1-0	1-1

### RAMS OFFENSIVE STARTERS

- LE Floyd Konetsky
- LT Eberle Schultz
- LG Riley Matheson
- C Michael Scarry
- RG Milan Lazetich
- RT Gilbert Bouley
- RE Emil Pritko
- QB Albie Reisz
- LH Stephen Nemeth
- RH James Gillette
- FB Pat West

### RUSHING

	Att	Yds	Avg	TD
<b>Redskins</b>				
Merle Condit	9	18	2.0	0
Sal Rosato	6	17	2.8	0
Frank Atkins	6	16	2.7	0
Bob DeFruiter	1	15	15.0	0
Cecil Hare	2	6	3.0	0
Dick Todd	1	1	1.0	0
Bill DeCorrevont	1	-2	-2.0	0
Steve Bagarus	5	-4	-0.8	0
Frank Filchok	3	-32	-10.7	0
<b>Rams</b>				
James Gillette	17	101	5.9	0
Fred Gehrke	7	29	4.1	0
Donald Greenwood	9	19	2.1	0
Pat West	3	17	5.7	0
Albie Reisz	3	14	4.7	0
George Koch	2	1	0.5	0
Bob Waterfield	3	-1	-0.3	0

### RECEIVING

	No	Yds	Avg	TD
<b>Redskins</b>				
Steve Bagarus	3	95	31.7	1
Cecil Hare	2	20	10.0	0
Les Dye	1	44	44.0	0
Doug Turley	1	11	11.0	0
Bob Seymour	1	8	8.0	1
Merle Condit	1	1	1.0	0
<b>Rams</b>				
Jim Benton	9	125	5.9	1
James Gillette	2	45	22.5	1
Emil Pritko	2	17	8.5	0
Pat West	1	5	5.0	0

### INTERCEPTIONS

	No	Yds	Avg	TD
<b>Redskins</b>				
Ki Aldrich	2	11	6.5	0
<b>Rams</b>				
Pat West	1	19	19.0	0
Albie Reisz	1	16	16.0	0

### PUNTING

	No	Yds	Avg
<b>Redskins</b>			
Sammy Baugh	7	272	38.9
<b>Rams</b>			
Bob Waterfield	8	303	37.9

### PUNT RETURNS

	No	FC	Yds	Avg	TD
<b>Redskins</b>					
Steve Bagarus	4	0	52	13.0	0
Dick Todd	1	0	15	15.0	0
<b>Rams</b>					
Albie Reisz	3	0	37	12.3	0

### PASSING

	Att	Com	Yds	TD	IN
<b>Redskins</b>					
Frank Filchok	14	8	172	1	2
Sammy Baugh	6	1	7	0	0
<b>Rams</b>					
Bob Waterfield	27	14	192	2	2



Frozen Cleveland Stadium in 1945 NFL Championship Game. Straw helped warm players' feet.

HISTORY

# MONTH-TO-MONTH RECORDS



YEAR	AUG	SEPT	OCT	NOV	DEC	JAN	FEB	RECORD	
1937		1-2	0-5	0-3				1-10	
1938		0-3	3-1	0-3	1-0			4-7	
1939		0-2	2-2-1	2-1	1-0			5-5-1	
1940		1-1	1-3	2-2	0-0-1			4-6-1	
1941		2-1	0-4	0-4				2-9	
1942		2-1	1-3	2-2				5-6	
1943			Operation Suspended/World War II						
1944		1-0	2-2	1-3	0-1			4-6	
1945		1-0	3-1	4-0	2-0*			10-1*	
1946		0-1	2-1-1	2-2	2-0			6-4-1	
1947		1-0	2-2	1-4	2-0			6-6	
1948		1-0	1-3-1	2-2	2-0			6-5-1	
1949		1-0	5-0	1-1-2	1-1*			8-2-2*	
1950		1-1	4-1	3-1	2-1*			10-4*	
1951		1-0	2-2	3-1	2-1*			8-4*	
1952		0-1	2-2	5-0	2-1*			9-4*	
1953		1-0	3-1	2-2-1	2-0			8-3-1	
1954		1-0	1-3-1	3-1	1-1			6-5-1	
1955		1-0	3-2	2-1-1	2-1*			8-4-1*	
1956		1-0	0-4	1-3	2-1			4-8	
1957		1-0	1-3	2-2	2-1			6-6	
1958		0-1	2-2	4-1	2-0			8-4	
1959		0-1	2-2	0-5	0-2			2-10	
1960		0-1	1-3-1	2-1	1-2			4-7-1	
1961		0-2	1-4	2-2	1-2			4-10	
1962		0-3	1-3	0-3-1	0-3			1-12-1	
1963		0-3	2-2	2-2	1-2			5-9	
1964		2-0-1	2-2	1-4	0-1-1			5-7-2	
1965		1-1	0-5	1-3	2-1			4-10	
1966		3-1	1-3	3-1	1-1			8-6	
1967		2-0	2-1-2	4-0	3-1*	1-0*		12-2-2*	
1968		3-0	3-1	3-0-1	1-2			10-3-1	
1969		2-0	4-0	5-0	0-4*	1-0*		12-4-0*	
1970		2-0	2-2	3-1-1	2-1			9-4-1	
1971		0-1-1	4-1	2-2	2-1			8-5-1	
1972		1-0-1	3-1	1-3	1-3			6-7-1	
1973		3-0	3-1	3-1	3-1*			12-3*	
1974		2-1	3-1	3-1	3-2*			11-5*	
1975		1-1	4-0	4-1	4-0*	0-1*		13-3	
1976		2-0-1	4-1	2-2	3-1*			11-4-1*	
1977		1-1	3-2	4-0	2-2*			10-5*	
1978		4-0	3-2	3-1	3-1*	0-1*		13-5	
1979		3-2	1-3	3-1	3-1*	1-1*		11-8*	
1980		2-2	3-1	4-1	2-2*			11-6*	
1981		2-2	2-2	1-4	1-2			6-10	
1982		0-2	strike	1-1	0-4	1-0		2-7	
1983		2-2	3-2	3-1	2-2*	0-1*		10-8*	
1984		3-2	2-2	3-1	2-2*			10-7*	
1985		4-0	2-1	2-2	2-2	1-1*		11-6*	
1986		3-1	3-1	3-2	1-3*			10-7*	
1987		0-2	1-3	3-2	2-2			6-9	
1988		4-0	3-2	0-4	3-1*			10-7*	
1989		3-0	2-3	3-1	4-1*	1-1*		13-6*	
1990		1-2	1-3	2-2	1-4			5-11	
1991		2-3	1-2	0-4	0-4			3-13	
1992		2-2	1-2	1-4	2-2			6-10	
1993		2-2	0-4	1-2	1-3	1-0		5-11	
1994		2-2	1-3	1-3	0-4			4-12	
1995		4-0	1-3	1-3	1-3			7-9	
1996		1-3	1-3	1-3	3-1			6-10	
1997	1-0	1-3	0-3	1-4	2-1			5-11	
1998		1-3	1-2	1-4	1-3			4-12	
1999		2-0	4-1	3-1	4-0	3-1*		16-3*	
2000		4-0	3-1	1-3	2-3*			10-7	
2001		3-0	3-1	2-1	5-0	3-0*	0-1*	16-3*	
2002		0-4	2-1	3-1	2-3			7-9	
2003		2-2	3-0	4-1	3-1	0-1*		12-5	
2004		1-2	3-1	2-2	2-2	2-1*		10-8*	
2005		2-1	2-3	1-2	0-4	1-0		6-10	
2006		2-1	2-2	1-3	3-2			8-8	
<b>TOTALS</b>	<b>1-0</b>	<b>105-75-4</b>	<b>139-139-7</b>	<b>142-135-7</b>	<b>115-104-2*</b>	<b>16-9*</b>	<b>0-1*</b>	<b>517-463-20*</b>	
<b>R/S</b>	<b>1-0</b>	<b>105-75-4</b>	<b>139-139-7</b>	<b>142-135-7</b>	<b>105-98-2</b>	<b>7-1</b>	<b>0-0</b>	<b>508-449-20</b>	

\* postseason games included in record



# HOME & AWAY RECORDS

Year	HOME			
	W	L	T	Pct.
1937	0	5	0	.000
1938	2	2	0	.500
1939 * #	3	2	1	.600
1940	3	1	1	.750
1941 * %	1	4	0	.200
1942	3	2	0	.600
1944	1	2	0	.333
1945	4	0	0	1.000
1946	3	2	0	.600
1947	3	3	0	.500
1948	3	2	1	.600
1949	5	1	0	.833
1950	5	1	0	.833
1951	4	2	0	.667
1952	5	1	0	.833
1953	5	1	0	.833
1954	3	2	1	.600
1955	5	1	0	.833
1956	4	2	0	.667
1957	5	1	0	.833
1958	4	2	0	.667
1959	0	6	0	.000
1960	2	3	1	.400
1961	4	3	0	.571
1962	0	7	0	.000
1963	3	4	0	.428
1964	3	2	2	.600
1965	3	4	0	.429
1966	5	2	0	.714
1967	5	1	1	.786
1968	5	2	0	.714
1969	5	2	0	.714
1970	3	3	1	.500
1971	4	2	1	.667
1972	4	3	0	.571
1973	7	0	0	1.000
1974	6	1	0	.857
1975	6	1	0	.857
1976	5	2	0	.714
1977	7	0	0	1.000
1978	6	2	0	.750
1979	4	4	0	.500
1980	6	2	0	.750
1981	4	4	0	.500
1982	1	4	0	.200
1983	5	3	0	.625
1984	5	3	0	.625
1985	6	2	0	.750
1986	6	2	0	.750
1987	3	4	0	.429
1988	4	4	0	.500
1989	6	2	0	.750
1990	2	6	0	.250
1991	2	6	0	.250
1992	4	4	0	.500
1993	3	5	0	.375
1994	3	5	0	.375
1995	4	4	0	.500
1996	4	4	0	.500
1997	2	6	0	.250
1998	2	6	0	.250
1999	8	0	0	1.000
2000	5	3	0	.625
2001	6	2	0	.750
2002	6	2	0	.750
2003	8	0	0	1.000
2004	6	2	0	.750
2005	3	5	0	.375
2006	4	4	0	.500
<b>TOTALS</b>	<b>276</b>	<b>187</b>	<b>10</b>	<b>.594</b>

Year	AWAY			
	W	L	T	Pct.
1937	1	5	0	.167
1938 * +	2	5	0	.286
1939	2	3	0	.400
1940	1	5	0	.167
1941	1	5	0	.167
1942 * ^	2	4	0	.333
1944	3	4	0	.428
1945	5	1	0	.833
1946	3	2	1	.600
1947	3	3	0	.500
1948	3	3	0	.500
1949	3	1	2	.750
1950	4	2	0	.667
1951	4	2	0	.667
1952	4	2	0	.667
1953	3	2	1	.600
1954	3	3	0	.500
1955	3	2	1	.600
1956	0	6	0	.000
1957	1	5	0	.167
1958	4	2	0	.667
1959	2	4	0	.333
1960	2	4	0	.333
1961	0	7	0	.000
1962	1	5	1	.167
1963	2	5	0	.286
1964	2	5	0	.286
1965	1	6	0	.143
1966	3	4	0	.428
1967	6	0	1	1.000
1968	5	1	1	.833
1969	6	1	0	.857
1970	6	1	0	.857
1971	4	3	0	.571
1972	2	4	1	.357
1973	5	2	0	.714
1974	4	3	0	.571
1975	6	1	0	.857
1976	5	1	1	.786
1977	3	4	0	.428
1978	6	2	0	.750
1979	5	3	0	.625
1980	5	3	0	.625
1981	2	6	0	.250
1982	1	3	0	.250
1983	4	4	0	.500
1984	5	3	0	.625
1985	5	3	0	.625
1986	4	4	0	.500
1987	3	5	0	.375
1988	6	2	0	.750
1989	5	3	0	.625
1990	3	5	0	.375
1991	1	7	0	.125
1992	2	6	0	.250
1993	2	6	0	.250
1994	1	7	0	.125
1995	3	5	0	.375
1996	2	6	0	.333
1997	3	5	0	.375
1998	2	6	0	.250
1999	5	3	0	.625
2000	5	3	0	.625
2001	8	0	0	1.000
2002	1	7	0	.125
2003	4	4	0	.500
2004	2	6	0	.250
2005	3	5	0	.375
2006	4	4	0	.500
<b>TOTALS</b>	<b>222</b>	<b>254</b>	<b>10</b>	<b>.462</b>

\* Record includes neutral site game

# Rams played Philadelphia in Colorado Springs and were the home team

% Rams played Pittsburgh in Akron and were the home team

\* Record includes neutral site game

+ Rams played Pittsburgh in New Orleans and were the road team

^ Rams played Chicago Cardinals in Buffalo and were the road team

# RAMS OVERTIME GAMES



The Rams have played in 23 overtime games, 21 in the regular season and two in the playoffs, since the NFL adopted the extra period in 1974. The Rams have a 13-9-1 record overall in overtime games.

	Score by Quarters				OT	Total	Winning Score
	1	2	3	4			
Dec. 12, 1975 @ San Diego Stadium.....	1	0	0	0	0	1	
RAMS .....	0	3	7	0	3	13	FG Dempsey 22
San Diego .....	0	0	10	0	0	10	
Sept. 19, 1976 @ Metropolitan Stadium							
RAMS .....	0	0	0	10	0	10	
Minnesota .....	0	3	0	7	0	10	
Dec. 2, 1979 @ Memorial Coliseum							
Minnesota .....	7	7	0	7	0	21	
RAMS .....	7	7	0	7	6	27	Cromwell 5-yard run
Dec. 7, 1980 @ Rich Stadium							
RAMS .....	0	0	7	0	0	7	
Buffalo .....	0	0	7	0	3	10	FG Mike-Mayer 30
Dec. 20, 1980 @ Anaheim Stadium							
Atlanta .....	7	7	0	0	0	17	
RAMS .....	3	14	0	3	3	20	FG Corral 23
Sept. 23, 1983 @ Shea Stadium							
RAMS .....	14	0	3	7	0	24	
New York Jets .....	7	7	7	3	3	27	FG Leahy 27
Oct. 5, 1986 @ Anaheim Stadium							
Tampa Bay .....	0	10	7	3	0	20	
RAMS .....	14	3	0	3	6	26	Dickerson 42-yard run
Dec. 14, 1986 @ Anaheim Stadium							
Miami .....	0	21	7	3	6	37	
RAMS .....	0	7	14	10	0	31	Duper 20-yard pass from Marino
Nov. 5, 1989 @ Hubert Humphery Metrodome							
RAMS .....	7	0	0	14	0	21	
Minnesota .....	3	9	6	3	2	23	Safety, Merriweather blocked punt
Nov. 26, 1989 @ Louisiana Superdome							
RAMS .....	0	3	0	14	3	20	
New Orleans .....	7	3	7	0	0	17	FG Lansford 31
Jan. 7, 1990 @ Giants Stadium (NFC Divisional Playoff Game)							
RAMS .....	0	7	0	6	6	19	
New York Giants .....	0	0	7	0	0	13	Anderson 30-yard pass from Everett
Oct. 7, 1990 @ Anaheim Stadium							
Cincinnati .....	14	7	7	3	3	34	
RAMS .....	0	7	14	10	0	31	FG Breech 44
Sept. 29, 1996 @ Sun Devil Stadium							
RAMS .....	7	14	7	0	0	28	
Arizona .....	0	14	0	14	3	31	FG Davis 24
Oct. 27, 1996 @ Memorial Stadium							
RAMS .....	7	6	7	11	0	31	
Baltimore .....	0	6	11	14	6	37	Jackson 22-yard pass from Testaverde
Sept. 9, 2001 @ Veterans Stadium							
RAMS .....	7	7	3	0	3	20	
Philadelphia .....	3	0	0	14	0	17	FG Wilkins 26
Sept. 14, 2003 @ Edward Jones Dome							
San Francisco .....	7	3	7	7	0	24	
RAMS .....	7	3	13	0	3	27	FG Wilkins 28
Nov. 23, 2003 @ Sun Devil Stadium							
RAMS .....	14	3	7	3	0	30	
Arizona .....	0	10	7	10	3	27	FG Wilkins 49
Jan. 10, 2004 @ Edward Jones Dome (NFC Divisional Playoff Game) - 2 OT							
Carolina .....	0	10	6	7	0	29	
RAMS .....	3	6	3	11	0	23	Smith 69-yard pass from Delhomme
Sept. 26, 2004 @ Edward Jones Dome							
New Orleans .....	0	13	3	9	3	28	
RAMS .....	7	3	0	15	0	25	FG Carney 38
Oct. 10, 2004 @ Qwest Field							
RAMS .....	0	7	3	17	6	33	
Seattle .....	7	17	0	3	0	27	McDonald 52-yard pass from Bulger
Jan., 2, 2005 @ Edward Jones Dome							
New York Jets .....	3	7	16	3	0	29	
RAMS .....	0	14	7	8	3	32	FG Wilkins 32
Nov. 27, 2005 @ Reliant Stadium							
RAMS .....	0	3	7	17	6	33	
Houston .....	7	17	0	3	0	27	Curtis 56-yard pass from Bulger
Dec. 24, 2006 @ Edward Jones Dome							
Washington .....	7	14	7	3	0	31	
RAMS .....	0	14	14	3	6	37	Jackson 21-yard run



# PRIME TIME RAMS

## RAMS ON MONDAY NIGHT

YEAR	DATE	OPPONENT	NETWORK	SCORE	W/L	ATTENDANCE
1968	Sept. 16	at St. Louis	--	24-13	W	49,757
1970	Oct. 26	at Minnesota	(ABC)	3-13	L	47,900
	Dec. 14	DETROIT	(ABC)	23-28	L	79,441
1971	Nov. 8	at Baltimore	(ABC)	17-24	L	57,722
	Dec. 13	WASHINGTON	(ABC)	24-38	L	80,402
1972	Dec. 4	at San Francisco	(ABC)	26-16	W	61,214
1973	Dec. 10	NEW YORK GIANTS	(ABC)	40-6	W	73,328
1974	Nov. 4	at San Francisco	(ABC)	15-13	W	57,502
	Dec. 9	WASHINGTON	(ABC)	17-23	L	87,313
1975	Nov. 3	at Philadelphia	(ABC)	42-3	W	64,601
1976	Oct. 11	SAN FRANCISCO	(ABC)	0-16	L	80,532
	Nov. 8	at Cincinnati	(ABC)	12-20	L	52,480
1977	Oct. 10	at Chicago	(ABC)	23-24	L	51,412
	Oct. 24	MINNESOTA	(ABC)	35-3	W	62,414
1978	Oct. 30	at Atlanta	(ABC)	7-15	L	57,250
	Dec. 11	CINCINNATI	(ABC)	19-20	L	47,471
1979	Nov. 19	ATLANTA	(ABC)	20-14	W	54,097
1980	Nov. 24	at New Orleans	(ABC)	27-7	W	53,448
	Dec. 15	DALLAS	(ABC)	38-14	W	65,154
1981	Sept. 28	at Chicago	(ABC)	24-7	W	62,461
	Dec. 14	ATLANTA	(ABC)	21-16	W	57,054
1983	Nov. 14	at Atlanta	(ABC)	36-13	W	31,203
1984	Sept. 3	DALLAS	(ABC)	13-20	L	65,403*
	Oct. 22	at Atlanta	(ABC)	24-10	W	52,861*
1985	Sept. 23	at Seattle	(ABC)	35-24	W	63,292*
	Dec. 9	at San Francisco	(ABC)	27-20	W	60,581
	Dec. 23	LOS ANGELES RAIDERS	(ABC)	6-16	L	66,676*
1986	Nov. 3	at Chicago	(ABC)	20-17	W	64,877*
1987	Oct. 26	at Cleveland	(ABC)	17-30	L	76,933*
	Nov. 23	at Washington	(ABC)	30-26	W	53,614*
	Dec. 21	DALLAS	(ABC)	21-29	L	64,949*
1988	Dec. 5	CHICAGO	(ABC)	23-3	W	65,579*
1989	Oct. 16	at Buffalo	(ABC)	20-23	L	76,231*
	Dec. 11	SAN FRANCISCO	(ABC)	27-30	L	67,959*
1990	Oct. 29	at Pittsburgh	(ABC)	10-41	L	56,466*
	Dec. 17	SAN FRANCISCO	(ABC)	10-26	L	65,619*
	Dec. 31	at New Orleans	(ABC)	17-20	L	68,647*
1991	Nov. 25	SAN FRANCISCO	(ABC)	10-33	L	61,881*
2000	Sept. 4	DENVER	(ABC)	41-36	W	65,956*
	Nov. 20	WASHINGTON	(ABC)	20-33	L	66,087*
	Dec. 18	at Tampa Bay	(ABC)	35-38	L	65,563*
2001	Oct. 8	at Detroit	(ABC)	35-0	W	77,765*
	Nov. 26	TAMPA BAY	(ABC)	17-24	L	66,198*
	Dec. 17	at New Orleans	(ABC)	34-21	W	70,332*
2002	Sept. 23	at Tampa Bay	(ABC)	14-26	L	65,652*
	Nov. 18	CHICAGO	(ABC)	21-16	W	66,250*
	Dec. 30	SAN FRANCISCO	(ABC)	31-20	W	66,118*
2003	Oct. 13	ATLANTA	(ABC)	36-0	W	66,075*
	Dec. 8	at Cleveland	(ABC)	26-20	W	73,108*
2004	Oct. 18	TAMPA BAY	(ABC)	28-21	W	66,040*
	Nov. 29	at Green Bay	(ABC)	17-45	L	70,385*
	Dec. 27	PHILADELPHIA	(ABC)	20-7	W	66,129*
2005	Oct. 17	at Indianapolis	(ABC)	28-45	L	57,703*
2006	Dec. 11	CHICAGO	(ESPN)	27-42	L	66,234*

**TOTALS:** Monday Night Football Record: **27-27**

Home: **12-14**

Road: **14-14**

Games after Monday Night: **34-17**

(NOTE - 3 MNF games were to end the regular season)

Games after Monday Night win: **16-8**

Games after Monday Night loss: **18-9**

## RAMS ON SUNDAY NIGHT

YEAR	DATE	OPPONENT	NETWORK	SCORE	W/L	ATTENDANCE
1979	Oct. 10	at Dallas	(ABC)	6-30	L	64,462
1981	Oct. 18	at Dallas	(ABC)	17-29	L	64,649
1987	Dec. 27	at San Francisco	(ESPN)	0-48	L	57,950*
1988	Dec. 18	at San Francisco	(ESPN)	38-16	W	62,444*
1989	Nov. 26	at New Orleans	(ESPN)	20-17	W	64,274*
1990	Oct. 14	at Chicago	(TNT)	9-38	L	59,383*
1991	Sept. 15	at New Orleans	(TNT)	7-24	L	68,583*
	Dec. 22	at Seattle	(ESPN)	9-23	L	51,100*
1992	Oct. 11	at New Orleans	(TNT)	10-13	L	68,591*
	Dec. 6	at Tampa Bay	(ESPN)	31-27	W	38,387
1994	Nov. 20	at San Francisco	(ESPN)	27-31	L	62,774*
1996	Nov. 24	GREEN BAY	(ESPN)	9-24	L	61,499*
1997	Dec. 14	CHICAGO	(ESPN)	10-13	L	66,030*
2000	Nov. 5	CAROLINA	(ESPN)	24-27	L	66,048*
2001	Nov. 18	at New England	(ESPN)	24-17	W	60,292*
2002	Dec. 15	ARIZONA	(ESPN)	30-28	W	65,939*
2003	Nov. 9	BALTIMORE	(ESPN)	33-22	W	66,085*
2004	Oct. 3	at San Francisco	(ESPN)	24-14	W	66,696*
2005	Jan. 1, 2006	at Dallas	(ESPN)	20-10	W	63,131*

**TOTALS:** Sunday Night Record: **8-11**  
Home: **2-3**  
Road: **6-8**

## RAMS ON THURSDAY NIGHT

YEAR	DATE	OPPONENT	NETWORK	SCORE	W/L	ATTENDANCE
1979	Sept. 6	at Denver	(ABC)	13-9	W	74,884
1980	Sept. 11	at Tampa Bay	(ABC)	9-10	L	66,576
1982	Dec. 2	SAN FRANCISCO	(ABC)	24-30	L	58,754*
1993	Oct. 14	at Atlanta	(TNT)	24-30	L	45,231
1995	Oct. 12	ATLANTA	(TNT)	21-19	W	59,700*
1998	Dec. 3	at Philadelphia	(ESPN)	14-17	L	66,155

**TOTALS:** Thursday Night Record: **2-4**  
Home: **1-1**  
Road: **1-3**

## RAMS ON FRIDAY NIGHT

YEAR	DATE	OPPONENT	NETWORK	SCORE	W/L	ATTENDANCE
1984	Dec. 14	at San Francisco	(ABC)	16-19	L	59,743*
1986	Dec. 19	at San Francisco	(ABC)	14-24	L	60,366*

**TOTALS:** Friday Night Record: **0-2**  
Home: **0-0**  
Road: **0-2**

## RAMS ON SATURDAY NIGHT

YEAR	DATE	OPPONENT	NETWORK	SCORE	W/L	ATTENDANCE
1975	Dec. 20	PITTSBURGH		10-3	W	69,389*
1976	Dec. 11	at Detroit	(ABC)	20-17	W	73,470

**TOTALS:** Saturday Night Record: **2-0**  
Home: **1-1**  
Road: **1-1**

**PRIME TIME TOTALS: 39-46**  
**Home: 16-19**  
**Road: 23-27**

\* indicates sellout



### ARIZONA CARDINALS

(Rams lead series, 31-24-2)

- 1937 - Cardinals, 6-0 (Cle)
- Cardinals, 13-7 (Chi)
- 1938 - Cardinals, 7-6 (Cle)
- Cardinals, 31-17 (Chi)
- 1939 - Rams, 24-0 (Chi)
- Rams, 14-0 (Cle)
- 1940 - Rams, 26-14 (Cle)
- Cardinals, 17-7 (Chi)
- 1941 - Rams, 10-6 (Chi)
- Cardinals, 7-0 (Cle)
- 1942 - Cardinals, 7-0 (Buffalo)
- Rams, 7-3 (Cle)
- 1945 - Rams, 21-0 (Cle)
- Rams, 35-21 (Chi)
- 1946 - Cardinals, 34-10 (Chi)
- Rams, 17-14 (LA)
- 1947 - Rams, 27-7 (LA)
- Cardinals, 17-10 (Chi)
- 1948 - Cardinals, 27-22 (LA)
- Cardinals, 27-24 (Chi)
- 1949 - Tie, 28-28 (Chi)
- Cardinals, 31-27 (LA)
- 1951 - Rams, 45-21 (LA)
- 1953 - Tie, 24-24 (Chi)
- 1954 - Rams, 28-17 (LA)
- 1958 - Rams, 20-14 (Chi)
- 1960 - Cardinals, 43-21 (LA)
- 1965 - Rams, 27-3 (StL)
- 1968 - Rams, 24-13 (StL)
- 1970 - Rams, 34-13 (LA)
- 1972 - Cardinals, 24-14 (StL)
- 1975 - \*\*\*Rams, 35-23 (LA)
- 1976 - Cardinals, 30-28 (LA)
- 1979 - Rams, 21-0 (LA)
- 1980 - Rams, 21-13 (StL)
- 1984 - Rams, 16-13 (StL)
- 1985 - Rams, 46-14 (LA)
- 1986 - Rams, 16-10 (StL)
- 1987 - Rams, 27-24 (StL)
- 1988 - Cardinals, 41-27 (LA)
- 1989 - Rams, 37-14 (LA)
- 1991 - Cardinals, 24-14 (LA)
- 1992 - Cardinals, 20-14 (LA)
- 1993 - Cardinals, 38-10 (Pho)
- 1994 - Rams, 14-12 (LA)
- 1996 - Cardinals, 31-28 OT (Pho)
- 1998 - Cardinals 20-17 (StL)
- 2002 - Rams, 27-14 (Az)
- Rams, 30-28 (StL)
- 2003 - Rams, 37-13 (StL)
- Rams, 30-27 OT (Az)
- 2004 - Rams, 17-10 (StL)
- Cardinals, 31-7 (Az)
- 2005 - Rams, 17-12 (Az)
- Cardinals, 38-28 (StL)
- 2006 - Rams, 16-14 (Az)
- Cardinals, 34-20 (StL)
- 2007 - at St. Louis 11/7/07
- at Arizona 12/30/07

(Pts.- Rams 1,233, Cardinals 1,079)  
 \*Franchise in Chicago prior to 1960  
 \*\*\*NFC Divisional Playoff



### ATLANTA FALCONS

(Rams lead series, 46-25-2)

- 1966 - Rams, 19-14 (A)
- 1967 - Rams 31-3 (A)
- Rams, 20-3 (LA)
- 1968 - Rams, 27-14 (LA)
- Rams, 17-10 (A)
- 1969 - Rams, 17-7 (LA)
- Rams, 38-6 (A)



### BALTIMORE RAVENS

(Rams lead series, 2-1)

- 1996 - Ravens, 37-31 OT (B)
  - 1999 - Rams, 27-10 (StL)
  - 2003 - Rams, 33-22 (StL)
  - 2007 - at Baltimore 11/14/07
- (Pts.- Rams 91, Ravens 69)

# SERIES RESULTS



### BUFFALO BILLS

(Bills lead series, 5-4)

- 1970 - Rams, 19-0 (B)
  - 1974 - Rams, 19-14 (LA)
  - 1980 - Bills, 10-7 (B) OT
  - 1983 - Rams, 41-17 (LA)
  - 1989 - Bills, 23-20 (B)
  - 1992 - Bills, 40-7 (B)
  - 1995 - Bills, 45-27 (StL)
  - 1998 - Rams, 34-33 (B)
  - 2004 - Bills, 37-17 (B)
- (Pts.- Bills 219, Rams 191)



### CAROLINA PANTHERS

(Panthers lead series, 10-7)

- 1995 - Rams, 31-10 (C)
  - Rams, 28-17 (StL)
  - 1996 - Panthers, 45-13 (C)
  - Panthers, 20-10 (StL)
  - 1997 - Panthers, 16-10 (StL)
  - Rams, 30-18 (C)
  - 1998 - Panthers 24-20 (StL)
  - Panthers 20-13 (C)
  - 1999 - Rams, 35-10 (StL)
  - Rams, 34-21 (C)
  - 2000 - Panthers, 27-24 (StL)
  - Panthers, 16-3 (C)
  - 2001 - Rams, 48-14 (StL)
  - Rams, 38-32 (C)
  - 2003 - \*\*\*Panthers, 29-23 2OT (StL)
  - 2004 - Panthers, 20-7 (C)
  - 2006 - Panthers, 15-0 (C)
  - 2007 - at St. Louis 9/9/07
- (Pts.- Rams 367, Panthers 354)  
 \*\*\*NFC Divisional Playoff



### CHICAGO BEARS

(Bears lead series, 49-35-3)

- 1937 - Bears, 15-7 (Cle)
- Bears, 20-2 (Chi)
- 1938 - Rams, 14-7 (Chi)
- Rams, 23-21 (Cle)
- 1939 - Bears, 30-21 (Cle)
- Bears, 35-21 (Chi)
- 1940 - Bears, 21-14 (Cle)
- Bears, 47-25 (Chi)
- 1941 - Bears, 48-21 (Cle)
- Bears, 31-13 (Chi)
- 1942 - Bears, 21-7 (Cle)
- Bears, 47-0 (Chi)
- 1944 - Rams, 19-7 (Cle)
- Bears, 28-21 (Chi)
- 1945 - Rams, 17-0 (Cle)
- Rams, 41-21 (Chi)
- 1946 - Tie, 28-28 (C)
- Bears, 27-21 (LA)
- 1947 - Bears, 41-21 (LA)
- Rams, 17-14 (C)
- 1948 - Bears, 42-21 (C)
- Bears, 21-6 (LA)
- 1949 - Rams, 31-16 (C)
- Rams, 27-24 (LA)
- 1950 - Bears, 24-20 (LA)
- Bears, 24-14 (C)
- \*Rams, 24-14 (LA)
- 1951 - Rams, 42-17 (C)
- 1952 - Rams, 31-7 (LA)
- Rams, 40-24 (C)

- 1953 - Rams, 38-24 (LA)
  - 1954 - Rams, 42-38 (LA)
  - 1955 - Bears, 24-13 (C)
  - 1956 - Bears, 31-20 (LA)
  - 1957 - Bears, 24-3 (C)
  - 1958 - Bears, 35-24 (LA)
  - 1959 - Bears, 30-21 (C)
  - 1960 - Bears, 34-26 (C)
  - 1961 - Bears, 16-10 (LA)
  - 1962 - Bears, 31-10 (C)
  - 1963 - Rams, 41-35 (LA)
  - 1964 - Rams, 28-21 (C)
  - 1965 - Bears, 26-21 (LA)
  - 1966 - Bears, 34-27 (C)
  - 1967 - Tie, 24-24 (LA)
  - 1968 - Bears, 21-17 (LA)
  - 1969 - Bears, 28-24 (C)
  - 1970 - Bears, 27-23 (LA)
  - 1971 - Bears, 30-14 (C)
  - 1972 - Bears, 52-14 (LA)
  - 1973 - Bears, 6-0 (C)
  - 1974 - Bears, 38-17 (C)
  - 1975 - Bears, 34-24 (LA)
  - 1976 - Rams, 30-28 (LA)
  - 1977 - Bears, 31-6 (C)
  - 1978 - Rams, 31-17 (LA)
  - 1979 - Bears, 17-10 (C)
  - 1980 - Rams, 28-17 (C)
  - 1981 - Bears, 17-16 (LA)
  - 1982 - Rams, 9-7 (C)
  - 1983 - Rams, 17-3 (LA)
  - 1984 - Tie, 13-13 (C)
  - 1985 - Rams, 26-0 (C)
  - 1986 - Rams, 38-10 (LA)
  - 1987 - Rams, 20-12 (LA)
  - 1988 - Bears, 24-23 (C)
  - 1989 - Bears, 27-23 (C)
  - 1990 - Rams, 24-7 (C)
  - 1991 - Bears, 34-26 (LA)
  - 1992 - Rams, 21-14 (LA)
  - 1993 - Rams, 29-13 (LA)
  - 1994 - \*\*\*\*Bears, 24-0 (C)
  - 1995 - Rams, 20-17 (C)
  - 1996 - Rams, 23-3 (LA)
  - 1997 - Bears, 20-10 (C)
  - 1998 - Bears, 38-9 (C)
  - 1999 - Rams, 20-6 (LA)
  - 2000 - Bears, 27-13 (C)
  - 2001 - Rams, 34-28 (StL)
  - 2002 - Bears, 35-9 (C)
  - 2003 - Bears, 13-10 (StL)
  - 2004 - Rams, 20-12 (C)
  - 2005 - Rams, 34-12 (StL)
  - 2006 - Rams, 21-16 (StL)
  - 2007 - Rams, 23-21 (C)
  - 2008 - Bears, 42-27 (StL)
- (Pts.- Bears 2,000, Rams 1,796)  
 \*\*Conference Playoff  
 \*\*\*\*NFC Championship



**CINCINNATI BENGALS**  
*(Series tied, 5-5)*

- 1972 - Rams, 15-12 (LA)
  - 1976 - Bengals, 20-12 (C)
  - 1978 - Bengals, 20-19 (LA)
  - 1981 - Bengals, 24-10 (C)
  - 1984 - Rams, 24-14 (C)
  - 1990 - Bengals, 34-31 (LA) (OT)
  - 1993 - Bengals, 15-3 (C)
  - 1996 - Rams, 26-16 (StL)
  - 1999 - Rams, 38-10 (C)
  - 2003 - Rams, 27-10
  - 2007 - at Cincinnati 12/9/07
- (Pts.- Rams 205, Bengals 175)



**CLEVELAND BROWNS**  
*(Series tied, 10-10)*

- 1950 - \*Browns, 30-28 (C)

- 1951 - Browns, 38-23 (LA)
  - 1952 - \*Rams, 24-17 (LA)
  - 1955 - Browns, 37-7 (C)
  - 1956 - \*Browns, 38-14 (LA)
  - 1957 - Browns, 45-31 (C)
  - 1958 - Browns, 30-27 (LA)
  - 1963 - Browns, 20-6 (C)
  - 1965 - Rams, 42-7 (LA)
  - 1968 - Rams, 24-6 (C)
  - 1973 - Rams, 30-17 (LA)
  - 1977 - Rams, 9-0 (C)
  - 1978 - Browns, 30-19 (C)
  - 1981 - Rams, 27-16 (LA)
  - 1984 - Rams, 20-17 (LA)
  - 1987 - Browns, 30-17 (C)
  - 1990 - Rams, 38-23 (C)
  - 1993 - Browns, 42-14 (LA)
  - 1999 - Rams, 34-3 (StL)
  - 2003 - Rams, 26-20 (C)
  - 2007 - at St. Louis 11/28/07
- (Pts.- Rams 490, Browns 472)



**DALLAS COWBOYS**  
*(Rams lead series, 14-13)*

- 1960 - Rams, 38-13 (D)
  - 1962 - Cowboys, 27-17 (LA)
  - 1967 - Rams, 35-13 (D)
  - 1969 - Rams, 24-23 (LA)
  - 1971 - Cowboys, 28-21 (D)
  - 1973 - Rams, 37-31 (LA)
  - \*\*\*Cowboys, 27-16 (D)
  - 1975 - Cowboys, 18-7 (D)
  - \*\*\*\*Cowboys, 37-7 (LA)
  - 1976 - \*\*\*Rams, 14-12 (D)
  - 1978 - Rams, 27-14 (LA)
  - \*\*\*\*Cowboys, 28-0 (LA)
  - 1979 - Cowboys, 30-6 (D)
  - \*\*\*Rams, 21-19 (D)
  - 1980 - Rams, 38-14 (LA)
  - \*\*Cowboys, 34-13 (D)
  - 1981 - Cowboys, 29-17 (D)
  - 1983 - \*\*Rams, 24-17 (D)
  - 1984 - Cowboys, 20-13 (LA)
  - 1985 - \*\*\*Rams, 20-0 (LA)
  - 1986 - Rams, 29-10 (LA)
  - 1987 - Cowboys, 29-21 (LA)
  - 1989 - Rams, 35-31 (D)
  - 1990 - Cowboys, 24-21 (LA)
  - 1992 - Rams, 27-23 (D)
  - 2002 - Cowboys, 13-10 (StL)
  - 2005 - Rams, 20-10
  - 2007 - at Dallas 9/30/07
- (Pts.- Rams 589, Cowboys 574)  
 \*\*NFC First Round Playoff  
 \*\*\*NFC Divisional Playoff  
 \*\*\*\*NFC Championship



**DENVER BRONCOS**  
*(Rams lead series, 6-5)*

- 1972 - Broncos, 16-10 (LA)
  - 1974 - Rams, 17-10 (D)
  - 1979 - Rams, 13-9 (D)
  - 1982 - Broncos, 27-24 (LA)
  - 1985 - Rams, 20-16 (LA)
  - 1988 - Broncos, 35-24 (D)
  - 1994 - Rams, 27-21 (LA)
  - 1997 - Broncos, 35-14 (D)
  - 2000 - Rams, 41-36 (StL)
  - 2002 - Broncos, 23-16 (D)
  - 2006 - Rams, 18-10 (StL)
- (Pts.- Broncos 238, Rams 218)



**DETROIT LIONS**  
*(Rams lead series, 41-38-1)*

- 1937 - Lions, 28-0 (Cle)

- Lions, 27-7 (D)
  - 1938 - Rams, 21-17 (Cle)
  - Lions, 6-0 (D)
  - 1939 - Lions, 15-7 (D)
  - Rams 14-3 (Cle)
  - 1940 - Rams, 6-0 (D)
  - Lions, 24-0 (Cle)
  - 1941 - Lions, 17-7 (D)
  - Lions, 14-0 (Cle)
  - 1942 - Rams, 14-0 (D)
  - Rams, 27-7 (Cle)
  - 1944 - Rams, 20-17 (D)
  - Lions, 26-14 (Cle)
  - 1945 - Rams, 28-21 (D)
  - 1946 - Rams, 35-14 (LA)
  - Rams, 41-20 (D)
  - 1947 - Rams, 27-13 (D)
  - Rams, 28-17 (LA)
  - 1948 - Rams, 44-7 (LA)
  - Rams, 34-27 (D)
  - 1949 - Rams, 27-24 (LA)
  - Rams, 21-20 (D)
  - 1950 - Rams, 30-28 (D)
  - Rams, 65-24 (LA)
  - 1951 - Rams, 27-21 (D)
  - Lions, 24-22 (LA)
  - 1952 - Lions, 17-14 (LA)
  - Lions, 44-16 (D)
  - \*Lions, 31-21 (D)
  - 1953 - Rams, 31-19 (D)
  - Rams, 37-24 (LA)
  - 1954 - Lions, 21-3 (D)
  - Lions, 27-24 (LA)
  - 1955 - Rams, 17-10 (D)
  - Rams, 24-13 (LA)
  - 1956 - Lions, 24-21 (D)
  - Lions, 16-7 (LA)
  - 1957 - Rams, 10-7 (D)
  - Lions, 35-17 (LA)
  - 1958 - Rams, 42-28 (D)
  - Lions, 41-24 (LA)
  - 1959 - Lions, 17-7 (LA)
  - Lions, 23-17 (D)
  - 1960 - Rams, 48-35 (LA)
  - Lions, 12-10 (D)
  - 1961 - Lions, 14-13 (D)
  - Lions, 28-10 (LA)
  - 1962 - Lions, 13-10 (D)
  - Lions, 12-3 (LA)
  - 1963 - Lions, 23-2 (LA)
  - Rams, 28-21 (D)
  - 1964 - Tie, 17-17 (LA)
  - Lions, 37-17 (D)
  - 1965 - Lions, 20-0 (D)
  - Lions, 31-7 (LA)
  - 1966 - Rams, 14-7 (D)
  - Rams, 23-3 (LA)
  - 1967 - Rams, 31-7 (D)
  - 1968 - Rams, 10-7 (LA)
  - 1969 - Lions, 28-0 (D)
  - 1970 - Lions, 28-23 (LA)
  - 1971 - Rams, 21-13 (D)
  - 1972 - Lions, 34-17 (LA)
  - 1974 - Rams, 16-13 (LA)
  - 1975 - Rams, 20-0 (D)
  - 1976 - Rams, 20-17 (D)
  - 1980 - Lions, 41-20 (LA)
  - 1981 - Rams, 20-13 (LA)
  - 1982 - Lions, 19-14 (LA)
  - 1983 - Rams, 21-10 (LA)
  - 1986 - Rams, 14-10 (LA)
  - 1987 - Rams, 37-16 (D)
  - 1988 - Rams, 17-10 (LA)
  - 1991 - Lions, 21-10 (D)
  - 1993 - Lions, 16-13 (LA)
  - 1999 - Lions, 31-27 (D)
  - 2001 - Rams, 35-0 (D)
  - 2003 - Lions, 30-20 (D)
  - 2006 - Rams, 41-34 (StL)
- (Pts.- Rams 1,590, Lions 1,466)  
 \*Conference Playoff



**GREEN BAY PACKERS**  
*(Rams lead series, 46-41-2)*

- 1937 - Packers, 35-7 (GB)

- 1938 - Packers, 35-10 (Cle)
- 1938 - Packers, 26-17 (GB)
- 1938 - Packers, 28-7 (Cle)
- 1939 - Rams, 27-24 (GB)
- 1939 - Packers, 7-6 (Cle)
- 1940 - Packers, 31-14 (GB)
- 1940 - Tie, 13-13 (Cle)
- 1941 - Packers, 24-7 (Mil)
- 1941 - Packers, 17-14 (Cle)
- 1942 - Packers, 31-12 (Cle)
- 1942 - Packers, 45-28 (GB)
- 1944 - Packers, 30-21 (GB)
- 1944 - Packers, 42-7 (Cle)
- 1945 - Rams, 27-14 (GB)
- 1945 - Rams, 20-7 (Cle)
- 1946 - Rams, 21-17 (Mil)
- 1946 - Rams, 38-17 (LA)
- 1947 - Packers, 17-14 (Mil)
- 1947 - Packers, 30-10 (LA)
- 1948 - Packers, 16-0 (GB)
- 1948 - Rams, 24-10 (LA)
- 1949 - Rams, 48-7 (GB)
- 1949 - Rams, 35-7 (LA)
- 1950 - Rams, 45-14 (Mil)
- 1950 - Rams, 51-14 (LA)
- 1951 - Rams, 28-0 (Mil)
- 1951 - Rams, 42-14 (LA)
- 1952 - Rams, 30-28 (Mil)
- 1952 - Rams, 45-27 (LA)
- 1953 - Rams, 38-20 (Mil)
- 1953 - Rams, 33-17 (LA)
- 1954 - Packers, 35-17 (Mil)
- 1954 - Rams, 35-27 (LA)
- 1955 - Packers, 30-28 (Mil)
- 1955 - Rams, 31-17 (LA)
- 1956 - Packers, 42-17 (Mil)
- 1956 - Rams, 49-21 (LA)
- 1957 - Rams, 31-27 (Mil)
- 1957 - Rams, 42-17 (LA)
- 1958 - Rams, 20-7 (GB)
- 1958 - Rams, 34-20 (LA)
- 1959 - Rams, 45-6 (Mil)
- 1959 - Packers, 38-20 (LA)
- 1960 - Rams, 33-31 (Mil)
- 1960 - Packers, 35-21 (LA)
- 1961 - Packers, 35-17 (GB)
- 1961 - Packers, 24-17 (LA)
- 1962 - Packers, 41-10 (Mil)
- 1962 - Packers, 20-17 (LA)
- 1963 - Packers, 42-10 (GB)
- 1963 - Packers, 31-14 (LA)
- 1964 - Rams, 27-17 (Mil)
- 1964 - Tie, 24-24 (LA)
- 1965 - Packers, 6-3 (Mil)
- 1965 - Rams, 21-10 (LA)
- 1966 - Packers, 24-13 (GB)
- 1966 - Packers, 27-23 (LA)
- 1967 - Rams, 27-24 (LA)
- 1967 - \*Packers, 28-7 (Mil)
- 1968 - Rams, 16-14 (Mil)
- 1969 - Rams, 34-21 (LA)
- 1970 - Rams, 31-21 (GB)
- 1971 - Rams, 30-13 (LA)
- 1973 - Rams, 24-7 (LA)
- 1974 - Packers, 17-6 (Mil)
- 1975 - Rams, 22-5 (LA)
- 1977 - Rams, 24-6 (Mil)
- 1978 - Rams, 31-14 (LA)
- 1980 - Rams, 51-21 (LA)
- 1981 - Rams, 35-23 (LA)
- 1982 - Packers, 35-23 (Mil)
- 1983 - Packers, 27-24 (Mil)
- 1984 - Packers, 31-6 (Mil)
- 1985 - Rams, 34-17 (LA)
- 1988 - Rams, 34-7 (GB)
- 1989 - Rams, 41-38 (LA)
- 1990 - Packers, 36-24 (GB)
- 1991 - Rams, 23-21 (LA)
- 1992 - Packers, 28-13 (GB)
- 1993 - Packers, 36-6 (Mil)
- 1994 - Packers, 24-17 (GB)
- 1995 - Rams, 17-14 (GB)
- 1996 - Packers, 24-9 (StL)
- 1997 - Packers, 17-7 (GB)
- 2001 - \*\*Rams, 45-17 (StL)
- 2003 - Rams, 34-24 (StL)
- 2004 - Packers, 45-17 (GB)
- 2006 - Rams, 23-20 (GB)
- 2007 - at St. Louis 12/16/07

(Pts.- Rams 2,107, Packers 2,023)  
 \*Conference Playoff  
 \*\*Divisional Playoff



**HOUSTON TEXANS**  
*(Rams lead series, 1-0)*

2005 - Rams, 33-27 (Hou) OT  
 (Pts.- Rams 33, Texans 27)



**INDIANAPOLIS COLTS**  
*(Colts lead series, 22-18-2)*

- 1950 - Rams, 70-27 (LA)
- 1953 - Rams, 21-13 (B)
- 1953 - Rams, 45-2 (LA)
- 1954 - Rams, 48-0 (B)
- 1955 - Colts, 22-21 (LA)
- 1955 - Tie, 17-17 (B)
- 1956 - Rams, 20-11 (LA)
- 1956 - Colts, 56-21 (B)
- 1957 - Rams, 31-7 (LA)
- 1957 - Colts, 31-14 (B)
- 1958 - Rams, 37-21 (LA)
- 1958 - Colts, 34-7 (B)
- 1959 - Rams, 30-28 (LA)
- 1959 - Colts, 35-21 (B)
- 1960 - Colts, 45-26 (LA)
- 1960 - Colts, 31-17 (B)
- 1961 - Rams, 10-3 (LA)
- 1961 - Colts, 27-24 (B)
- 1962 - Rams, 34-17 (LA)
- 1962 - Colts, 30-27 (B)
- 1963 - Colts, 14-2 (LA)
- 1963 - Rams, 17-16 (LA)
- 1964 - Colts, 19-16 (B)
- 1964 - Colts, 35-20 (B)
- 1965 - Colts, 24-7 (LA)
- 1965 - Colts, 35-20 (B)
- 1966 - Colts, 20-17 (LA)
- 1966 - Colts, 17-3 (LA)
- 1967 - Rams, 23-7 (B)
- 1967 - Tie, 24-24 (B)
- 1968 - Rams, 34-10 (LA)
- 1968 - Colts, 27-10 (B)
- 1969 - Colts, 28-24 (LA)
- 1969 - Rams, 27-20 (B)
- 1971 - Colts, 24-17 (B)
- 1975 - Rams, 24-13 (LA)
- 1986 - Rams, 24-7 (Ind)
- 1989 - Rams, 31-17 (LA)
- 1995 - Colts, 21-18 (Ind)
- 2001 - Rams, 42-17 (StL)
- 2005 - Colts, 45-28 (Ind)

(Pts.- Rams 908, Colts 886)



**JACKSONVILLE JAGUARS**  
*(Rams lead series, 2-0)*

1996 - Rams, 17-14 (StL)  
 2005 - Rams, 24-21 (StL)  
 (Pts.- Rams 41, Jaguars 35)



**KANSAS CITY CHIEFS**  
*(Chiefs lead series, 5-4)*

- 1973 - Rams, 23-13 (KC)
- 1982 - Rams, 20-14 (LA)
- 1985 - Rams, 16-0 (KC)
- 1991 - Chiefs, 27-20 (LA)
- 1994 - Rams, 16-0 (KC)
- 1997 - Chiefs, 28-20 (StL)
- 2000 - Chiefs, 54-34 (KC)
- 2002 - Chiefs, 49-10 (KC)
- 2006 - Chiefs, 31-17 (StL)

(Pts.- Chiefs 216, Rams 176)



**MIAMI DOLPHINS**  
*(Dolphins lead series, 8-2)*

- 1971 - Dolphins, 20-14 (LA)
- 1976 - Rams, 31-28 (M)
- 1980 - Dolphins, 35-14 (LA)
- 1983 - Dolphins, 30-14 (M)
- 1986 - Dolphins, 37-31 (LA) OT
- 1992 - Dolphins, 26-10 (M)
- 1995 - Dolphins, 41-22 (StL)
- 1998 - Dolphins, 14-0 (M)
- 2001 - Rams, 42-10 (StL)
- 2004 - Dolphins, 31-14 (M)

(Pts.- Dolphins 272, Rams 192)



**MINNESOTA VIKINGS**  
*(Vikings lead series, 21-16-2)*

- 1961 - Rams, 31-17 (LA)
- 1961 - Vikings, 42-21 (M)
- 1962 - Vikings, 38-14 (LA)
- 1962 - Tie, 24-24 (M)
- 1963 - Rams, 27-24 (LA)
- 1963 - Vikings, 21-13 (M)
- 1964 - Rams, 22-13 (LA)
- 1964 - Vikings, 34-13 (M)
- 1965 - Vikings, 38-35 (LA)
- 1965 - Vikings, 24-13 (M)
- 1966 - Vikings, 35-7 (M)
- 1966 - Rams, 21-6 (LA)
- 1967 - Rams, 39-3 (LA)
- 1968 - Rams, 31-3 (M)
- 1969 - Vikings, 20-13 (LA)
- 1969 - \*Vikings, 23-20 (M)
- 1970 - Vikings, 13-3 (M)
- 1972 - Vikings, 45-41 (LA)
- 1973 - Vikings, 10-9 (M)
- 1974 - Rams, 20-17 (LA)
- 1974 - \*\*\*Vikings, 14-10 (M)
- 1976 - Tie, 10-10 (M) OT
- 1976 - \*\*\*Vikings, 24-13 (M)
- 1977 - Rams, 35-3 (LA)
- 1977 - \*\*\*Vikings, 14-7 (LA)
- 1978 - Rams, 34-17 (M)
- 1978 - \*\*\*Rams, 34-10 (LA)
- 1979 - Rams, 27-21 (LA) OT
- 1985 - Rams, 13-10 (LA)
- 1987 - Vikings, 21-16 (LA)
- 1988 - \*\*Vikings, 28-17 (M)
- 1989 - Vikings, 23-21 (M) OT
- 1991 - Vikings, 20-14 (M)
- 1992 - Vikings, 31-17 (LA)
- 1998 - Vikings, 38-31 (StL)
- 1999 - \*\*\*Rams, 49-37 (StL)
- 2000 - Rams, 40-29 (StL)
- 2003 - Rams, 48-17 (StL)
- 2005 - Vikings, 27-13 (M)
- 2006 - Rams, 41-21 (M)

(Pts.- Rams 907, Vikings 865)  
 \*Conference Championship  
 \*\*NFC First Round Playoff  
 \*\*\*NFC Divisional Playoff  
 \*\*\*\*NFC Championship



**NEW ENGLAND PATRIOTS**  
*(Series tied, 5-5)*

- 1974 - Patriots, 20-14 (NE)
- 1980 - Rams, 17-14 (NE)
- 1983 - Patriots, 21-7 (LA)
- 1986 - Patriots, 30-28 (LA)
- 1989 - Rams, 24-20 (NE)
- 1992 - Rams, 14-0 (LA)
- 1998 - Rams, 32-18 (StL)
- 2001 - Rams, 24-17
- 2001 - \*Patriots, 20-17 (New Orleans)
- 2004 - Patriots, 40-22 (StL)

(Pts.- Patriots 202, Rams 197)  
 \*Super Bowl XXXVII



## NEW ORLEANS SAINTS

(Rams lead series, 37-30)

- 1967 - Rams, 27-13 (NO)
- 1969 - Rams, 36-17 (LA)
- 1970 - Rams, 30-17 (NO)
- 1971 - Rams, 34-16 (LA)
- Saints, 24-20 (NO)
- 1972 - Rams, 45-28 (LA)
- Rams, 34-14 (LA)
- Saints, 19-16 (NO)
- 1973 - Rams, 29-7 (LA)
- Rams, 24-13 (NO)
- 1974 - Rams, 24-0 (LA)
- Saints, 20-7 (NO)
- 1975 - Rams, 38-14 (LA)
- Rams, 14-7 (NO)
- 1976 - Rams, 16-10 (NO)
- Rams, 33-14 (LA)
- Rams, 14-7 (LA)
- Saints, 27-26 (NO)
- 1978 - Rams, 26-20 (NO)
- Saints, 10-3 (LA)
- 1979 - Rams, 35-17 (NO)
- Saints, 29-14 (LA)
- Rams, 45-31 (LA)
- Rams, 27-7 (NO)
- 1981 - Saints, 23-17 (NO)
- Saints, 21-13 (LA)
- Rams, 30-27 (LA)
- Rams, 26-24 (NO)
- 1984 - Rams, 28-10 (NO)
- Rams, 34-21 (LA)
- Rams, 28-10 (LA)
- Saints, 29-3 (NO)
- Saints, 6-0 (NO)
- 1986 - Rams, 26-13 (LA)
- Saints, 37-10 (NO)
- Saints, 31-14 (LA)
- Rams, 12-10 (NO)
- 1988 - Saints, 14-10 (LA)
- Saints, 40-21 (LA)
- Rams, 20-17 (NO) OT
- 1990 - Saints, 24-20 (LA)
- Saints, 20-17 (NO)
- 1991 - Saints, 24-7 (NO)
- Saints, 24-17 (LA)
- Saints, 13-10 (NO)
- 1992 - Saints, 37-14 (LA)
- Saints, 37-6 (LA)
- Rams, 23-20 (NO)
- 1994 - Saints, 37-34 (NO)
- Saints, 31-15 (LA)
- Rams, 17-13 (STL)
- Saints, 19-10 (NO)
- 1996 - Rams, 26-10 (NO)
- Rams, 14-13 (STL)
- Rams, 38-24 (STL)
- Rams, 34-27 (NO)
- 1998 - Saints, 24-17 (STL)
- Saints, 24-3 (NO)
- 1999 - Rams, 43-12 (STL)
- Rams, 30-14 (NO)
- 2000 - Saints, 31-24 (STL)
- Rams, 26-21 (NO)
- \*Saints, 31-28 (NO)
- 2001 - Saints, 34-31 (STL)
- Rams, 34-21 (NO)
- 2004 - Saints, 28-25, OT (STL)
- 2005 - Rams, 28-17 (STL)
- 2007 - at New Orleans 11/11/07
- (Pts.- Rams 1,503, Saints 1,341)
- \*NFC Wildcard Playoff



## NEW YORK GIANTS

(Rams lead series, 26-13)

- 1938 - Giants, 28-0 (NY)
- 1940 - Rams, 13-0 (NY)
- 1941 - Giants, 49-14 (NY)
- 1945 - Rams, 21-17 (NY)
- 1946 - Rams, 31-21 (NY)
- 1947 - Rams, 34-10 (LA)

- 1948 - Rams, 52-37 (NY)
- 1953 - Rams, 21-7 (LA)
- 1954 - Rams, 17-16 (NY)
- 1959 - Giants, 23-21 (LA)
- 1961 - Giants, 24-14 (NY)
- 1966 - Rams, 55-14 (LA)
- 1968 - Rams, 24-21 (LA)
- 1970 - Rams, 31-3 (NY)
- 1973 - Rams, 40-6 (NY)
- 1976 - Rams, 24-10 (LA)
- 1978 - Rams, 20-17 (NO)
- 1979 - Giants, 20-14 (LA)
- 1980 - Rams, 28-7 (NY)
- 1981 - Giants, 10-7 (NY)
- 1983 - Rams, 16-6 (NY)
- 1984 - Rams, 33-12 (LA)
- \*\*Giants, 16-13 (LA)
- 1985 - Giants, 24-19 (NY)
- 1988 - Rams, 45-31 (NY)
- 1989 - Rams, 31-10 (LA)
- \*\*\*Rams, 19-13 (NY) OT
- 1990 - Giants, 31-7 (LA)
- 1991 - Rams, 19-13 (NY)
- 1992 - Rams, 38-17 (LA)
- 1993 - Giants, 20-10 (NY)
- 1994 - Rams, 17-10 (LA)
- 1997 - Rams, 13-3 (STL)
- 1999 - Rams, 31-10 (STL)
- 2000 - Rams, 38-24 (NY)
- 2001 - Rams, 15-14 (STL)
- 2002 - Giants, 26-21 (STL)
- 2003 - Giants, 23-13 (NY)
- 2005 - Giants, 44-24 (NY)
- (Pts.- Rams 903, Giants 687)
- \*\*NFC First Round Playoff
- \*\*\*NFC Divisional Playoff



## NEW YORK JETS

(Rams lead series, 9-2)

- 1970 - Jets, 31-20 (LA)
- 1974 - Rams, 20-13 (NY)
- 1980 - Rams, 38-13 (LA)
- 1983 - Jets, 27-24 (NY) OT
- 1986 - Rams, 17-3 (NY)
- 1989 - Rams, 38-14 (LA)
- 1992 - Rams, 18-10 (LA)
- 1995 - Rams, 23-20 (NY)
- 1998 - Rams, 30-10 (STL)
- 2001 - Rams, 34-14 (NY)
- 2004 - Rams, 32-29, OT (STL)
- (Pts.- Rams 294, Jets 184)



## OAKLAND RAIDERS

(Raiders lead series, 7-4)

- 1972 - Raiders, 45-17 (O)
- 1977 - Rams, 20-14 (LA)
- 1979 - Raiders, 24-17 (LA)
- 1982 - Raiders, 37-31 (Raiders)
- 1985 - Raiders, 16-6 (Rams)
- 1988 - Rams, 22-17 (Raiders)
- 1991 - Raiders, 20-17 (Raiders)
- 1994 - Raiders, 20-17 (Rams)
- 1997 - Raiders, 35-17 (O)
- 2002 - Rams, 28-13 (STL)
- 2006 - Rams, 20-0 (O)
- (Pts.- Raiders 241, Rams 212)



## PHILADELPHIA EAGLES

(Rams lead series, 19-17-1)

- 1937 - Rams, 21-3 (P)
- 1939 - Rams, 35-13 (CO)
- 1940 - Rams, 21-13 (Cle)
- 1942 - Rams, 24-14 (Akron, Oh.)
- 1944 - Eagles, 26-13 (P)
- 1945 - Eagles, 28-14 (P)

- 1946 - Eagles, 25-14 (LA)
- 1947 - Eagles, 14-7 (P)
- 1948 - Tie, 28-28 (LA)
- 1949 - Eagles, 38-14 (P)
- \*Eagles, 14-0 (LA)
- 1950 - Eagles, 56-20 (P)
- 1955 - Rams, 23-21 (P)
- 1956 - Rams, 27-7 (LA)
- 1957 - Rams, 17-13 (LA)
- 1959 - Eagles, 23-20 (P)
- 1964 - Rams, 20-10 (LA)
- 1967 - Rams, 33-17 (LA)
- 1969 - Rams, 23-17 (P)
- 1972 - Rams, 34-3 (P)
- 1975 - Rams, 42-3 (P)
- 1977 - Rams, 20-0 (LA)
- 1978 - Rams, 16-14 (P)
- 1983 - Eagles, 13-9 (P)
- 1985 - Rams, 17-6 (P)
- 1986 - Eagles, 34-20 (P)
- 1988 - Eagles, 30-24 (P)
- 1989 - \*\*Rams, 21-7 (P)
- 1990 - Eagles, 27-21 (LA)
- 1995 - Eagles, 20-9 (P)
- 1998 - Eagles, 17-14 (P)
- 1999 - Eagles, 38-31 (P)
- 2001 - Rams, 20-17 ot (P)
- \*\*\*Rams, 29-24 (STL)
- 2002 - Eagles, 16-14 (P)
- 2004 - Rams, 20-7 (STL)
- 2005 - Eagles, 17-16 (STL)
- (Pts.- Rams 740, Eagles 665)
- \*\*NFL Championship
- \*\*NFC First Round Playoff
- \*\*\*NFC Championship Game



## PITTSBURGH STEELERS

(Rams lead series, 15-6-2)

- 1938 - Rams, 13-7 (NO)
- 1939 - Tie, 14-14 (Cle)
- 1941 - Rams, 17-14 (Akron, Oh.)
- 1947 - Rams, 48-7 (P)
- 1948 - Rams, 31-14 (LA)
- 1949 - Tie, 7-7 (P)
- 1952 - Rams, 28-14 (LA)
- 1955 - Rams, 27-26 (LA)
- 1956 - Steelers, 30-13 (P)
- 1961 - Rams, 24-14 (LA)
- 1964 - Rams, 26-14 (P)
- 1968 - Rams, 45-10 (LA)
- 1971 - Rams, 23-14 (P)
- 1975 - Rams, 10-3 (LA)
- 1978 - Rams, 10-7 (LA)
- 1979 - \*Steelers, 31-19 (Pasadena, Calif.)
- 1981 - Steelers, 24-0 (P)
- 1984 - Steelers, 24-14 (P)
- 1987 - Rams, 31-21 (LA)
- 1987 - Steelers, 41-10 (P)
- 1993 - Rams, 27-0 (LA)
- 1996 - Steelers, 42-6 (P)
- 2003 - Rams, 33-21 (P)
- 2007 - at St. Louis 12/20/07
- (Pts.- Rams 539, Steelers 433)
- \*Super Bowl XIV



## SAN DIEGO CHARGERS

(Rams lead series, 5-4)

- 1970 - Rams, 37-10 (LA)
- 1975 - Rams, 13-10 (SD) OT
- 1979 - Chargers, 40-16 (LA)
- 1988 - Chargers, 38-24 (LA)
- 1991 - Rams, 30-24 (LA)
- 1994 - Chargers, 31-17 (SD)
- 2000 - Rams, 57-31 (STL)
- 2002 - Rams, 28-24 (STL)
- 2006 - Chargers, 38-24 (SD)
- (Pts.- Rams 246, Chargers 246)



**SAN FRANCISCO 49ERS**  
(Rams lead series, 59-54-2)

- 1950 - Rams, 35-14 (SF)
- 1951 - Rams, 28-21 (LA)
- 1951 - 49ers, 44-17 (SF)
- 1952 - Rams, 23-16 (LA)
- 1952 - Rams, 35-9 (LA)
- 1953 - Rams, 34-21 (SF)
- 1953 - 49ers, 31-30 (SF)
- 1954 - 49ers, 31-27 (LA)
- 1954 - Tie, 24-24 (LA)
- 1955 - Rams, 42-34 (SF)
- 1955 - Rams, 23-14 (SF)
- 1956 - Rams, 27-14 (LA)
- 1956 - 49ers, 33-30 (SF)
- 1957 - Rams, 30-6 (LA)
- 1957 - 49ers, 23-20 (SF)
- 1958 - Rams, 37-24 (LA)
- 1958 - Rams, 33-3 (SF)
- 1959 - Rams, 56-7 (LA)
- 1959 - 49ers, 34-0 (SF)
- 1960 - 49ers, 24-16 (LA)
- 1960 - 49ers, 13-9 (SF)
- 1961 - 49ers, 23-7 (LA)
- 1961 - Rams, 17-7 (LA)
- 1962 - Rams, 28-14 (SF)
- 1962 - Rams, 28-14 (SF)
- 1963 - Rams, 28-21 (LA)
- 1963 - Rams, 21-17 (SF)
- 1964 - Rams, 42-14 (LA)
- 1964 - 49ers, 28-7 (SF)
- 1965 - Rams, 45-21 (LA)
- 1965 - 49ers, 30-27 (SF)
- 1966 - Rams, 34-3 (LA)
- 1966 - 49ers, 21-13 (SF)
- 1967 - Rams, 27-24 (LA)
- 1967 - Rams, 17-7 (SF)
- 1968 - Rams, 24-10 (LA)
- 1968 - Tie, 20-20 (SF)
- 1969 - Rams, 27-21 (SF)
- 1969 - Rams, 41-30 (LA)
- 1970 - Rams, 20-6 (SF)
- 1970 - Rams, 20-13 (SF)
- 1971 - Rams, 20-13 (SF)
- 1972 - Rams, 17-6 (LA)
- 1972 - Rams, 31-7 (LA)
- 1973 - Rams, 26-16 (SF)
- 1973 - Rams, 40-20 (SF)
- 1974 - Rams, 31-13 (LA)
- 1974 - Rams, 37-14 (LA)
- 1974 - Rams, 15-13 (SF)
- 1975 - Rams, 23-14 (SF)
- 1975 - Rams, 23-14 (SF)
- 1976 - Rams, 24-23 (LA)
- 1976 - Rams, 16-0 (LA)
- 1976 - Rams, 23-3 (SF)
- 1977 - Rams, 34-14 (LA)
- 1977 - Rams, 23-10 (SF)
- 1978 - Rams, 27-10 (LA)
- 1978 - Rams, 31-28 (SF)
- 1979 - Rams, 27-24 (LA)
- 1979 - Rams, 26-20 (SF)
- 1980 - Rams, 48-26 (LA)
- 1980 - Rams, 31-17 (SF)
- 1981 - Rams, 20-17 (SF)
- 1981 - Rams, 33-31 (LA)
- 1982 - Rams, 30-24 (LA)
- 1982 - Rams, 21-20 (SF)
- 1983 - Rams, 10-7 (SF)
- 1983 - Rams, 45-35 (LA)
- 1984 - Rams, 33-0 (LA)
- 1984 - Rams, 19-16 (SF)
- 1985 - Rams, 28-14 (LA)
- 1985 - Rams, 27-20 (SF)
- 1986 - Rams, 16-13 (LA)
- 1986 - Rams, 24-14 (SF)
- 1987 - Rams, 31-10 (LA)
- 1987 - Rams, 48-0 (SF)
- 1988 - Rams, 24-21 (LA)
- 1988 - Rams, 38-16 (SF)
- 1989 - Rams, 13-12 (SF)
- 1989 - Rams, 30-27 (LA)
- 1989 - Rams, 30-3 (SF)
- 1990 - Rams, 28-17 (SF)
- 1990 - Rams, 26-10 (LA)
- 1991 - Rams, 27-10 (SF)
- 1991 - Rams, 33-10 (LA)
- 1992 - Rams, 27-24 (SF)
- 1992 - Rams, 27-10 (LA)
- 1993 - Rams, 40-17 (SF)

- 1994 - Rams, 35-10 (LA)
  - 1994 - Rams, 34-19 (LA)
  - 1994 - Rams, 31-27 (SF)
  - 1995 - Rams, 44-10 (STL)
  - 1995 - Rams, 41-13 (SF)
  - 1996 - Rams, 34-0 (SF)
  - 1996 - Rams, 28-11 (STL)
  - 1997 - Rams, 15-12 (STL)
  - 1997 - Rams, 30-10 (SF)
  - 1998 - Rams, 28-10 (STL)
  - 1998 - Rams, 38-19 (SF)
  - 1999 - Rams, 42-20 (STL)
  - 1999 - Rams, 23-7 (SF)
  - 2000 - Rams, 41-24 (STL)
  - 2000 - Rams, 34-24 (SF)
  - 2001 - Rams, 30-26 (SF)
  - 2001 - Rams, 27-14 (STL)
  - 2002 - Rams, 37-13 (SF)
  - 2002 - Rams, 31-20 (STL)
  - 2003 - Rams, 27-24 OT (STL)
  - 2003 - Rams, 30-10 (SF)
  - 2004 - Rams, 24-14 (SF)
  - 2004 - Rams, 16-6 (STL)
  - 2005 - Rams, 28-25 (SF)
  - 2005 - Rams, 24-20 (STL)
  - 2006 - Rams, 20-13 (SF)
  - 2006 - Rams, 20-17 (STL)
  - 2007 - Rams, 20-17 OT/07
  - 2007 - Rams, 11/18/07
  - 2007 - Rams, 2,543, 49ers 2,551
- (Pts.— Rams 2,543, 49ers 2,551)  
\*\*\*NFC Championship



**SEATTLE SEAHAWKS**  
(Rams lead series, 10-8)

- 1976 - Rams, 45-6 (LA)
  - 1979 - Rams, 24-0 (Sea)
  - 1985 - Rams, 35-24 (Sea)
  - 1988 - Rams, 31-10 (LA)
  - 1991 - Seahawks, 23-9 (Sea)
  - 1997 - Seahawks, 17-9 (STL)
  - 2000 - Rams, 37-34 (Sea)
  - 2002 - Rams, 37-20 (STL)
  - 2002 - Seahawks, 30-10 (Sea)
  - 2003 - Seahawks, 24-23 (Sea)
  - 2003 - Rams, 27-22 (STL)
  - 2004 - Rams, 33-27, OT (Sea)
  - 2004 - Rams, 23-12 (STL)
  - 2005 - Rams, 27-20 (Sea)
  - 2005 - Seahawks, 37-31 (STL)
  - 2005 - Seahawks, 31-16 (Sea)
  - 2006 - Seahawks, 30-28 (STL)
  - 2006 - Seahawks, 24-22 (Sea)
  - 2007 - Rams, 11/21/07
  - 2007 - Rams, 11/25/07
- (Pts.— Rams 467, Seahawks 391)  
\*NFC Wildcard Playoff



**TAMPA BAY BUCCANEERS**  
(Rams lead series, 11-6)

- 1977 - Rams, 31-0 (LA)
  - 1978 - Rams, 26-23 (LA)
  - 1979 - Buccaneers, 21-6 (TB)
  - 1979 - Rams, 9-0 (TB)
  - 1980 - Buccaneers, 10-9 (TB)
  - 1984 - Rams, 34-33 (TB)
  - 1985 - Rams, 31-27 (TB)
  - 1986 - Rams, 26-20 (LA) OT
  - 1987 - Rams, 35-3 (LA)
  - 1990 - Rams, 35-14 (TB)
  - 1992 - Rams, 31-27 (TB)
  - 1994 - Buccaneers, 24-14 (TB)
  - 1999 - Rams, 11-6 (STL)
  - 2000 - Buccaneers, 38-35 (TB)
  - 2001 - Buccaneers, 24-17 (STL)
  - 2002 - Buccaneers, 26-14 (TB)
  - 2004 - Rams, 28-21 (STL)
  - 2007 - Rams, 9/23/07
  - 2007 - Rams, 392, Buccaneers 317
- (Pts.— Rams 392, Buccaneers 317)  
\*\*\*NFC Championship



**TENNESSEE TITANS**  
(Rams lead series, 7-3)

- 1973 - Rams, 31-26 (Hou)
  - 1978 - Rams, 10-6 (Hou)
  - 1981 - Oilers, 27-20 (LA)
  - 1984 - Rams, 27-16 (LA)
  - 1987 - Oilers, 20-16 (Hou)
  - 1990 - Rams, 17-13 (LA)
  - 1993 - Rams, 28-13 (Hou)
  - 1999 - Titans, 24-21 (Ten)
  - 2005 - Rams, 23-16 (Atlanta, Ga.)
  - 2005 - Rams, 31-27 (STL)
- (Pts.— Rams 224, Titans 188)  
\*Super Bowl XXXIV



**WASHINGTON REDSKINS**  
(Redskins lead series, 22-9-1)

- 1937 - Redskins, 16-7 (Cle)
  - 1938 - Redskins, 37-13 (W)
  - 1941 - Redskins, 17-13 (W)
  - 1942 - Redskins, 33-14 (W)
  - 1944 - Redskins, 14-10 (W)
  - 1945 - Rams, 15-14 (Cle)
  - 1948 - Rams, 41-13 (W)
  - 1949 - Rams, 53-27 (LA)
  - 1951 - Redskins, 31-21 (W)
  - 1962 - Redskins, 20-14 (W)
  - 1963 - Redskins, 37-14 (LA)
  - 1967 - Tie, 28-28 (LA)
  - 1969 - Rams, 24-13 (W)
  - 1971 - Redskins, 38-24 (LA)
  - 1971 - Redskins, 23-17 (LA)
  - 1974 - Rams, 19-10 (LA)
  - 1977 - Redskins, 17-14 (W)
  - 1981 - Redskins, 30-7 (LA)
  - 1983 - Redskins, 42-20 (LA)
  - 1986 - Rams, 51-7 (W)
  - 1986 - Rams, 19-7 (W)
  - 1987 - Rams, 30-26 (W)
  - 1991 - Redskins, 27-6 (LA)
  - 1993 - Rams, 10-6 (LA)
  - 1994 - Redskins, 24-21 (LA)
  - 1995 - Redskins, 35-23 (STL)
  - 1996 - Redskins, 17-10 (STL)
  - 1997 - Rams, 23-20 (W)
  - 2000 - Redskins, 33-20 (STL)
  - 2002 - Redskins, 20-17 (W)
  - 2005 - Redskins, 24-9 (STL)
  - 2006 - Rams, 37-31 OT (STL)
- (Pts.— Redskins 793, Rams 586)  
\* NFL Championship  
\*\*NFC First Round Playoff  
\*\*\*NFC Divisional Playoff

# PRESEASON RESULTS



(Site)	Opponent	Rams	Opp.
<b>1937</b>	None		
<b>1938 (0-0-1)</b>			
Cleveland	Ohio College All-Stars	7	7
<b>1939 (1-0)</b>			
Cleveland	Ohio College All-Stars	28	0
<b>1940 (2-0)</b>			
Cleveland	Midwest College All-Stars	29	0
Steubenville	East Chicago Indians	39	0
<b>1941 (1-0)</b>			
Cleveland	Ohio All-Stars	37	7
<b>1942 (2-0)</b>			
East Liverpool	Pittsburgh	35	6
Akron	New York Giants	18	7
<b>1943</b>	None		
<b>1944 (2-0)</b>			
Cleveland	Boston Yanks	9	0
Sampson, N.Y.	Sampson Navy	26	12
<b>1945 (3-1)</b>			
Buffalo	Pittsburgh	21	0
Cleveland	Washington	21	0
Cleveland	New York Giants	38	23
Akron	Philadelphia	7	17
<b>1946 (2-1)</b>			
Chicago	College All-Stars	0	16
Los Angeles	Washington	16	14
San Diego	San Diego Bombers	42	17
<b>1947 (3-1)</b>			
Los Angeles	Washington	20	7
Des Moines	Boston Yanks	24	0
Indianapolis	Detroit	21	0
New York	New York Giants	3	30
<b>1948 (2-2)</b>			
Los Angeles	Washington	10	21
Honolulu	Hawaiian Warriors	41	20
Honolulu	Hawaiian Warriors	42	7
Dallas	Philadelphia	7	21
<b>1949 (2-1-1)</b>			
Los Angeles	Washington	28	34
San Antonio	New York Bulldogs	21	14
Little Rock	Philadelphia	24	24
Omaha	New York Giants	14	7
<b>1950 (2-3)</b>			
Los Angeles	Washington	14	17
Los Angeles	Chicago Cardinals	34	31
Los Angeles	Philadelphia	14	49
San Antonio	Baltimore	70	21
New York	New York Giants	14	24
<b>1951 (5-2)</b>			
San Diego	11th Naval Dist.	55	2
Los Angeles	Washington	58	14
Los Angeles	Chicago Bears	42	14
Little Rock	Philadelphia	31	26
Salt Lake City	Chicago Cardinals	21	36
Cleveland	Cleveland	6	7
New York	New York Giants	23	21
<b>1952 (4-3)</b>			
San Diego	11th Naval Dist.	45	6
Chicago	College All-Stars	10	7
Los Angeles	Washington	45	23
Portland	Chicago Cardinals	24	14
Los Angeles	San Francisco	7	17
Philadelphia	Philadelphia	14	35
New York	New York Giants	17	30
<b>1953 (6-2)</b>			
Long Beach	Fort Ord Army, Calif.	24	0
San Diego	11th Naval Dist.	72	19
Los Angeles	Washington	20	7
Los Angeles	Cleveland	27	9
Los Angeles	San Francisco	35	10
Portland	Chicago Cardinals	10	23
Little Rock	Philadelphia	17	28
Pittsburgh	Pittsburgh	49	6

(Site)	Opponent	Rams	Opp.
<b>1954 (5-2)</b>			
Long Beach	Fort Ord Army, Calif.	34	13
Portland	New York Giants	30	7
Los Angeles	Washington	27	7
Los Angeles	Cleveland	38	10
Portland	Chicago Cardinals	51	17
Los Angeles	San Francisco	27	28
San Antonio	Philadelphia	21	24
<b>1955 (4-3)</b>			
Long Beach	Fort Ord Army, Calif.	44	17
Portland	Pittsburgh	35	24
Los Angeles	Washington	28	31
Portland	New York Giants, OT	23	17
Los Angeles	Cleveland	38	21
Los Angeles	San Francisco	10	31
Denver	Philadelphia	21	35
<b>1956 (3-4)</b>			
Long Beach	Fort Ord Army, Calif.	62	7
Los Angeles	Washington	21	39
Los Angeles	Cleveland	17	6
Seattle	New York Giants	10	20
Los Angeles	Chicago Cardinals	69	21
Los Angeles	San Francisco	33	24
Portland	Pittsburgh	17	20
<b>1957 (6-1)</b>			
Long Beach	So. Calif. All-Stars	84	0
Los Angeles	Washington	45	14
Los Angeles	New York Giants	7	24
Portland	Chicago Cardinals	63	21
Los Angeles	Cleveland	20	14
Los Angeles	San Francisco	58	27
Mobile, Ala.	Washington	14	3
<b>1958 (5-2)</b>			
Pasadena	Calif. All-Stars	73	0
Los Angeles	Washington	31	10
Los Angeles	New York Giants	38	10
Los Angeles	Cleveland	10	13
Seattle	Chicago Cardinals	26	27
Los Angeles	San Francisco	40	38
Los Angeles	Pittsburgh	31	6
<b>1959 (3-2-1)</b>			
Boulder, Colo.	Detroit	20	20
Los Angeles	Washington	21	23
Los Angeles	Chicago Cardinals	34	21
Los Angeles	Cleveland	24	27
Los Angeles	San Francisco	48	14
Los Angeles	Philadelphia	31	28
<b>1960 (4-2)</b>			
Los Angeles	Philadelphia	7	20
Los Angeles	Washington	26	21
Los Angeles	Cleveland	22	17
Pendleton, Ore.	Dallas	49	14
Los Angeles	San Francisco	28	17
Los Angeles	New York Giants	6	20
<b>1961 (2-2-1)</b>			
Los Angeles	Washington	26	7
Los Angeles	New York Giants	17	17
Los Angeles	Cleveland	17	34
Los Angeles	San Francisco	20	38
Minnesota	Minnesota	21	17
<b>1962 (2-3)</b>			
Los Angeles	Washington	37	7
Portland	Minnesota	33	24
Los Angeles	New York Giants	24	31
Los Angeles	Cleveland	24	26
Los Angeles	San Francisco	3	19
<b>1963 (2-3)</b>			
Los Angeles	Dallas	14	17
Los Angeles	Minnesota	3	27
Portland	Dallas	20	17
Los Angeles	Cleveland	14	23
Los Angeles	San Francisco	17	0

(Site)	Opponent	Rams	Opp.
<b>1964 (3-2)</b>			
Los Angeles	Dallas	17	6
Los Angeles	Cleveland	31	56
Portland	Dallas	25	16
Los Angeles	Minnesota	23	34
Los Angeles	San Francisco	21	17
<b>1965 (3-2)</b>			
Los Angeles	Dallas	9	0
Los Angeles	Cleveland	19	21
Nashville	Chicago	14	28
Los Angeles	Philadelphia	10	0
Los Angeles	San Francisco	34	14
<b>1966 (3-2)</b>			
Los Angeles	Cleveland	16	6
Los Angeles	Dallas	10	20
Minnesota	Minnesota	10	24
Los Angeles	St. Louis	32	14
Los Angeles	San Francisco	29	0
<b>1967 (6-0)</b>			
Anaheim	New Orleans	16	7
Los Angeles	Dallas	20	6
Los Angeles	Cleveland	24	17
San Diego	San Diego	50	7
Los Angeles	Kansas City	44	24
Los Angeles	San Francisco	34	7
<b>1968 (4-2)</b>			
Anaheim	New Orleans	21	17
Los Angeles	Cleveland	23	21
Los Angeles	Dallas	10	42
San Diego	San Diego	13	35
Los Angeles	Kansas City	36	16
Los Angeles	San Francisco	21	20
<b>1969 (4-2)</b>			
Los Angeles	Dallas	24	17
Los Angeles	Cleveland	3	10
Los Angeles	Kansas City	14	42
San Diego	San Diego	24	14
Los Angeles	Buffalo	50	20
Anaheim	San Francisco	31	28
<b>1970 (6-0)</b>			
Los Angeles	Cleveland	30	17
Los Angeles	Dallas	17	10
Los Angeles	Oakland	34	23
San Diego	San Diego	16	14
Pasadena	Houston	20	3
Los Angeles	San Francisco	17	14
<b>1971 (4-3)</b>			
Canton	Houston	17	6
Los Angeles	Dallas	21	45
Los Angeles	Cleveland	17	5
Berkeley	Oakland	7	20
Foxboro	New England	31	21
Los Angeles	San Diego	14	20
Los Angeles	San Francisco	23	20
<b>1972 (1-5)</b>			
Los Angeles	Cleveland	13	3
Los Angeles	Dallas	13	27
Los Angeles	Oakland	9	34
Kansas City	Kansas City	13	19
San Diego	San Diego	13	14
Los Angeles	San Francisco	14	17
<b>1973 (2-3-1)</b>			
Los Angeles	Dallas	7	24
Los Angeles	Cleveland	21	21
Berkeley	Oakland	3	16
Miami	Miami	14	17
Los Angeles	San Diego	30	17
Los Angeles	San Francisco	38	10
<b>1974 (5-1)</b>			
Los Angeles	Cleveland	24	21
Los Angeles	Dallas	6	13
Los Angeles	Kansas City	58	16
Los Angeles	Miami	31	13
Los Angeles	San Diego	30	16
San Francisco	San Francisco	17	7

(Site)	Opponent	Rams	Opp.
<b>1975 (5-1)</b>			
Los Angeles	Dallas	35	7
Los Angeles	San Francisco	10	6
Buffalo	Buffalo	24	31
Kansas City	Kansas City	14	6
Los Angeles	Philadelphia	35	0
Los Angeles	Oakland	6	0
<b>1976 (6-0)</b>			
Los Angeles	Tampa Bay	26	3
Los Angeles	Dallas	26	14
Seattle	Seattle	16	13
Oakland	Oakland	23	14
Los Angeles	Buffalo	31	17
Los Angeles	San Francisco	10	3
<b>1977 (1-5)</b>			
Los Angeles	Minnesota	17	22
Los Angeles	Philadelphia	20	3
San Francisco	San Francisco	14	23
Kansas City	Kansas City	19	27
Los Angeles	San Diego	25	26
Los Angeles	Oakland	0	21
<b>1978 (2-2)</b>			
Los Angeles	New England	7	14
Los Angeles	San Diego	0	17
Seattle	Seattle	26	7
Oakland	Oakland	28	3
<b>1979 (4-0)</b>			
Los Angeles	Oakland, OT	20	14
Foxboro	New England	15	3
Los Angeles	Seattle	21	17
Los Angeles	San Diego	23	7
<b>1980 (2-2)</b>			
Anaheim	New England	31	35
Anaheim	Dallas	16	19
Denver	Denver	26	13
Anaheim	San Diego	34	17
<b>1981 (2-2)</b>			
Anaheim	New England	21	34
Anaheim	Dallas	33	21
San Diego	San Diego	29	33
Anaheim	Minnesota	34	31
<b>1982 (2-2)</b>			
Anaheim	Denver	20	33
Cleveland	Cleveland	23	26
Anaheim	Seattle	23	13
Anaheim	San Diego	20	14
<b>1983 (2-2)</b>			
Anaheim	San Diego	34	20
Anaheim	Dallas	7	30
Anaheim	New England	13	7
San Diego	San Diego	17	27
<b>1984 (2-2)</b>			
San Diego	San Diego	10	17
Anaheim	Cleveland	10	21
Anaheim	Green Bay	27	24
Anaheim	San Diego	47	14
<b>1985 (3-1)</b>			
Anaheim	Houston	7	3
Anaheim	St. Louis	39	7
Columbus	Philadelphia	12	14
Anaheim	New England	14	13
<b>1986 (2-2)</b>			
Anaheim	Houston	14	17
Anaheim	San Francisco	31	17
Anaheim	San Diego	20	17
Denver	Denver	10	19
<b>1987 (3-2)</b>			
London	Denver	28	27
Anaheim	Seattle	23	14
San Diego	San Diego	23	21
Anaheim	Denver	20	24
Anaheim	Washington	14	26
<b>1988 (2-3)</b>			
Canton	Cincinnati	7	14

(Site)	Opponent	Rams	Opp.
Anaheim	Denver	31	40
Anaheim	San Diego	27	6
Anaheim	Houston, OT	17	20
San Diego	San Diego	31	24
<b>1989 (4-1)</b>			
Tokyo	San Francisco, OT	16	13
Denver	Denver	13	17
Anaheim	Phoenix	23	20
Anaheim	Minnesota	24	12
Anaheim	Detroit24	14	
<b>1990 (2-2)</b>			
Berlin	Kansas City	19	3
Anaheim	San Diego	27	30
Anaheim	Phoenix	27	7
Washington	Washington	10	37
<b>1991 (1-3)</b>			
Jacksonville	Atlanta	17	38
Anaheim	San Diego	24	3
Anaheim	Seattle7	23	
Memphis	Houston	13	16
<b>1992 (3-1)</b>			
Seattle	Seattle	P21	7
Anaheim	Los Angeles Raiders, OT	19	16
Anaheim	Green Bay, OT	16	13
San Diego	San Diego	19	30
<b>1993 (0-4)</b>			
Phoenix	Phoenix	13	24
Anaheim	San Diego	17	23
Cleveland	Cleveland	10	21
Anaheim	Los Angeles Raiders	19	20
<b>1994 (0-4)</b>			
Madison, WI.	Green Bay	6	14
Anaheim	New England	10	28
Anaheim	Los Angeles Raiders	20	29
San Diego	San Diego	6	24
<b>1995 (1-3)</b>			
Seattle	Seattle	20	34
Oakland	Oakland	22	27
Jacksonville	Jacksonville	27	10
San Diego	San Diego	9	17
<b>1996 (3-1)</b>			
Pittsburgh	Pittsburgh	10	16
St. Louis	Jacksonville	17	10
Kansas City	Kansas City	34	30
St. Louis	San Diego	37	34
<b>1997 (2-2)</b>			
Minnesota	Minnesota	6	24
St. Louis	Arizona	12	0

(Site)	Opponent	Rams	Opp.
Dallas	Dallas	31	34
St. Louis	Kansas City	14	13
<b>1998 (2-2)</b>			
St. Louis	Denver	13	20
San Diego	San Diego	27	41
St. Louis	Dallas	22	14
Kansas City	Kansas City	10	6
<b>1999 (2-2)</b>			
St. Louis	Oakland	17	18
Chicago	Chicago	24	38
St. Louis	San Diego	24	21
Detroit	Detroit	17	6
<b>2000 (2-2)</b>			
St. Louis	Oakland	31	17
Nashville	Tennessee	3	30
St. Louis	Buffalo	27	31
Dallas	Dallas	24	17
<b>2001 (3-2)</b>			
Canton	Miami	17	10
Buffalo	Buffalo	24	10
St. Louis	Tennessee	10	23
San Diego	San Diego, OT	10	13
St. Louis	Kansas City	21	17
<b>2002 (0-4)</b>			
Tennessee	Tennessee	26	28
St. Louis	Chicago	17	19
St. Louis	San Diego	10	31
Kansas City	Kansas City	16	23
<b>2003 (1-3)</b>			
Oakland	Oakland	6	7
St. Louis	Tampa Bay	26	16
Buffalo	Buffalo	24	28
St. Louis	Kansas City	6	22
<b>2004 (1-3)</b>			
St. Louis	Chicago, OT	10	13
Kansas City	Kansas City	7	24
St. Louis	Washington	28	3
Oakland	Oakland	24	28
<b>2005 (3-1)</b>			
St. Louis	Chicago	17	13
San Diego	San Diego	21	36
Detroit	Detroit	37	13
St. Louis	Kansas City	27	23
<b>2006 (1-3)</b>			
St. Louis	Indianapolis	19	17
St. Louis	Houston	20	27
Kansas City	Kansas City	12	16
Miami	Miami	9	29

Summary (1937-2006)	Won	Lost	Tied	Summary (1937-2006)	Won	Lost	Tied
Rams vs. Arizona .....	11	4	0	Rams vs. Jacksonville .....	2	0	0
Rams vs. Atlanta .....	0	1	0	Rams vs. Kansas City .....	10	7	0
Rams vs. Boston Yanks .....	2	0	0	Rams vs. Miami .....	2	2	0
Rams vs. Buffalo .....	3	3	0	Rams vs. Minnesota .....	4	5	0
Rams vs. Calif. All-Stars .....	2	0	0	Rams vs. New York Bulldogs .....	1	0	0
Rams vs. Chicago .....	2	4	0	Rams vs. New York Giants .....	7	7	1
Rams vs. Cincinnati .....	0	1	0	Rams vs. New England .....	4	4	0
Rams vs. Cleveland Browns.....	13	12	1	Rams vs. New Orleans .....	2	0	0
Rams vs. College All-Stars .....	4	1	1	Rams vs. Oakland/Los Angeles .....	7	10	0
Rams vs. Dallas .....	13	10	0	Rams vs. Philadelphia .....	5	9	1
Rams vs. Denver .....	2	6	0	Rams vs. Pittsburgh .....	5	2	0
Rams vs. Detroit .....	4	0	1	Rams vs. San Diego .....	17	17	0
Rams vs. East Chicago Indians.....	1	0	0	Rams vs. San Diego Bombers .....	1	0	0
Rams vs. Green Bay .....	2	1	0	Rams vs. San Francisco .....	21	7	0
Rams vs. Hawaiian Warriors.....	2	0	0	Rams vs. Seattle .....	6	2	0
Rams vs. Houston/Tennessee .....	3	6	0	Rams vs. Tampa Bay .....	2	0	0
Rams vs. Houston Texans .....	0	1	0	Rams vs. Washington .....	14	8	0
Rams vs. Indianapolis .....	1	0	0	Rams vs. Service teams.....	8	0	0
				<b>TOTAL .....</b>	<b>184</b>	<b>130</b>	<b>5</b>



# ALL-TIME DRAFT

## 1937-2007 SELECTIONS BY SCHOOL

Abilene Christian .....1	Fresno State .....6	Northern Arizona .....3	TCU .....7
Alabama .....10	George Washington .....1	Northern Illinois .....2	Tenn.-Chattanooga .....1
Alabama A&M .....1	Georgia .....13	Northwestern .....6	Tennessee .....13
Alabama State .....4	Georgia Southern .....2	Northwestern State (LA) .....1	Tennessee State .....4
Albright .....1	Georgia Tech .....17	Notre Dame .....32	Tennessee Tech .....1
Alcorn State .....2	Grambling .....3	Occidental .....1	Texas .....19
Allegheny College .....1	Hampton .....1	Ohio State .....24	Texas A&I .....1
Alma .....1	Hanover (IN) .....1	Ohio University .....2	Texas A&M .....16
Arizona .....12	Hardin-Simmons .....1	Oklahoma .....2	Texas Mines .....1
Arizona State .....12	Harvard .....1	Oklahoma A&M .....23	Texas Southern .....2
Arkansas .....15	Hawaii .....4	Oklahoma City .....2	Texas Tech .....9
Arkansas State .....1	Heidelberg .....1	Oklahoma State .....4	Texas Western .....1
Arkansas Tech .....3	Hillsdale (MI) .....3	Oregon .....23	Texas-Arlington .....2
Arkansas-Monticello .....1	Hofstra .....2	Oregon State .....16	Toledo .....4
Arkansas-Pine Bluff .....1	Holy Cross .....4	Pacific .....10	Trinity (CT) .....2
Army .....1	Houston .....11	Pacific Lutheran .....1	Trinity (TX) .....2
Arnold (CT) .....1	Howard .....1	Page .....1	Tulane .....7
Auburn .....9	Idaho .....3	Parsons .....1	Tulsa .....12
Austin (TX) .....2	Illinois .....14	Penn State .....13	UCLA .....44
Azusa Pacific .....1	Indiana .....10	Pittsburg State (KS) .....1	UNLV .....1
Bakersfield J.C. ....1	Iowa .....10	Pittsburgh .....13	USC .....37
Baldwin-Wallace .....4	Iowa State .....1	Portland State .....1	Utah .....6
Ball State .....3	Jackson State .....5	Prairie View A&M .....1	Utah State .....6
Baylor .....14	James Madison .....1	Purdue .....12	UTEP .....3
Bishop (TX) .....1	Kansas .....10	Queen's (Ontario) .....1	Valparaiso .....2
Boise J.C. ....1	Kansas State .....5	Rensselaer (NY) .....1	Vanderbilt .....6
Boise State .....1	Kent State .....2	Rhode Island .....2	Villanova .....9
Boston College .....9	Kentucky .....12	Rice .....6	Virginia .....7
Boston University .....2	Kentucky State .....1	Richmond .....4	Virginia Military .....1
Bowling Green .....2	Lafayette .....1	Rutgers .....3	Virginia State .....4
Brown .....1	Lakeland (WI) .....1	Sam Houston State .....1	Virginia Tech .....4
Bucknell .....2	Lamar .....2	San Bernardino Valley J.C. 1	Virginia Union .....1
Buffalo .....1	Langston (OK) .....1	San Diego State .....11	Wabash (IN) .....1
BYU .....3	Lincoln (MO) .....1	San Francisco .....3	Wake Forest .....4
C.W. Post .....1	Linfield (OR) .....2	San Jose State .....8	Washington .....38
Cal Poly-SLO .....4	Lock Haven (PA) .....1	Santa Ana J.C. ....1	Washington & Jefferson .....1
Cal State-Fullerton .....1	Long Beach State .....1	Santa Clara .....4	Washington State .....16
Cal State-Los Angeles .....3	Loras (IA) .....1	SMU .....8	Wayne State (NE) .....2
California .....14	Louisville .....3	Southern Mississippi .....1	Weber State .....4
Cal-Riverside .....2	LSU .....16	South Carolina .....6	West Texas State .....6
Carnegie-Mellon .....1	Mankato State .....1	South Carolina State .....2	West Virginia .....9
Carthage .....1	Marquette .....4	South Dakota .....1	Westchester (PA) .....1
Case Western Reserve .....2	Marshall .....1	Southern .....5	Western Kentucky .....1
Catawba .....2	Maryland .....6	Southern Connecticut .....1	Western Michigan .....1
Catholic .....1	McMurry State (TX) .....1	Southern Illinois .....2	Western New Mexico .....1
Central Florida .....1	McNeese State .....4	Southern Mississippi .....7	Wheaton .....1
Central Michigan .....1	Memphis State .....7	Southern Oregon .....2	Whitworth .....1
Central State (MO) .....1	Mesa (CO) .....1	Southwestern .....1	Wichita State .....3
Central Washington .....1	Miami (FL) .....12	St. Ambrose (IA) .....2	Widener .....1
Cincinnati .....6	Miami (OH) .....5	St. Augustine .....1	Wiley College (TX) .....1
Citadel .....2	Michigan .....12	St. Joseph's (IN) .....1	William & Mary .....2
Clark (GA) .....1	Michigan State .....20	St. Mary's (CA) .....7	Williamette .....1
Clemson .....10	Middle Tenn. State .....1	St. Norbert .....1	Winston-Salem .....1
Colgate .....2	Miles (AL) .....1	Stanford .....10	Wisconsin .....10
College of Idaho .....2	Minnesota .....8	Stephen F. Austin .....1	Wisconsin-LaCrosse .....3
College of the Ozarks .....1	Mississippi .....6	Sul Ross (TX) .....2	Wisconsin-Whitewater .....3
Colorado .....12	Mississippi College .....1	SW Louisiana .....1	Wittenberg .....1
Colorado College .....1	Mississippi State .....11	SW Missouri State .....1	Wyoming .....4
Colorado Mines .....1	Missouri .....6	SW Texas State .....1	Xavier .....1
Colorado State .....2	Montana .....4	Syracuse .....3	Youngstown State .....1
Compton J.C. ....1	Montana State .....2	Tampa .....2	
Concordia (MN) .....1	Moorhead State (MN) .....1		
Cornell .....4	MS Valley State .....1		
Dakota Wesleyan .....1	Murray State .....2		
Dayton .....3	Navy .....1		
Denver .....2	NE Louisiana .....1		
Drake .....2	NE Oklahoma .....2		
Duke .....5	Nebraska .....23		
Duquesne .....2	Nevada-Reno .....1		
East Carolina .....2	New Haven (CT) .....1		
East Texas State .....1	New Mex. Highlands .....1		
Eastern Illinois .....2	New Mexico .....4		
Eastern Kentucky .....2	New Mexico State .....5		
Eastern Michigan .....1	NM Highlands .....1		
Eastern Washington .....2	Norfolk State .....1		
Elon College .....1	North Carolina .....7		
Emporia State .....1	North Carolina A&T .....2		
Fairmont State .....1	North Carolina Central .....3		
Florida .....13	North Carolina State .....5		
Florida A&M .....3	North Dakota .....1		
Florida State .....8	North Dakota State .....2		
Fordham .....5	North Texas State .....6		
Franklin (IN) .....1	Northeastern .....1		

### TOP SCHOOLS

UCLA 44; Washington 38; USC 37; Notre Dame 32; Ohio State 24; Oregon 23; Oklahoma 23; Nebraska 23; Texas 19; Michigan State 20; Georgia Tech 17; LSU 16; Texas A&M 16; Washington State 16; Oregon State 16; Arkansas 15.

### FIRST ROUND DRAFT CHOICES BY POSITION

Running Backs	33
Offensive Linemen	19
Defensive Linemen	10
Linebackers	9
Wide Receivers	8
Defensive Backs	5
Quarterbacks	2
Tight Ends	1
Punters/Kickers	0

# DRAFT CHOICES 1937-2007



## 2007

April 28-29

Rd. Player	Pos.	College	Sel. #
1. Adam Carriker	DL	Nebraska	13
2. Brian Leonard	RB	Rutgers	52
3. Choice to Kansas City			
3. Jonathan Wade	CB	Tennessee	84
4. Choice to Detroit			
5. Dustin Fry	C	Clemson	139
5. Clifton Ryan	DT	Michigan State	154
5. Choice to Detroit			
6. Ken Shackelford	T	Georgia	190
7. Choice to Miami			
7. (A) Keith Jackson	DT	Arkansas	248
7. Choice to Indianapolis			
7. (B) Derek Stanley	WR	Wisconsin-Whitewater	249
7. Choice to Cincinnati			

## 2006

April 29-30

Rd. Player	Pos.	College	Sel. #
1. Tye Hill	CB	Clemson	15
1. Choice to Denver			
2. Joe Klopfenstein	TE	Colorado	46
3. (A) Claude Wroten	DT	LSU	68
3. Choice to San Francisco			
3. (B) Jon Alston	LB	Stanford	77
3. (C) Dominique Byrd	TE	USC	93
4. Victor Adayanju	DE	Indiana	113
4. Choice to San Diego			
5. Marques Hagans	WR	Virginia	144
6. Choice to Green Bay			
7. (A) Tim McGargle	LB	Northwestern	221
7. (B) Mark Setterstrom	G	Minnesota	242
7. Choice to Cincinnati			
7. (C) Tony Palmer	G	Missouri	243
7. Choice to Indianapolis			

## 2005

April 23-24

Rd. Player	Pos.	College	Sel. #
1. Alex Barron	T	Florida State	19
2. Ronald Bartell	CB	Howard	50
3. (A) Oshiomogho Atogwe	S	Stanford	66
3. Choice to Miami			
3. (B) Richie Incognito	G	Nebraska	81
4. (A) Jerome Carfer	S	Florida State	117
4. (B) Claude Terrell	G	New Mexico	134
4. Choice to Indianapolis			
5. Jerome Collins	TE	Notre Dame	144
5. Choice to New Orleans			
6. (A) Dante Ridgeway	WR	Ball State	192
6. (B) Reggie Hodges	P	Ball State	210
6. Choice to Indianapolis			
7. Choice to Tampa Bay			
7. (A) Ryan Fitzpatrick	QB	Harvard	250
7. Choice to Indianapolis			
7. (B) Madison Hedgecock	FB	North Carolina	251
7. Choice to Indianapolis			

## 2004

April 24-25

Rd. Player	Pos.	College	Sel. #
1. Steven Jackson	RB	Oregon State	24
1. Choice to Denver			
2. Choice to New Orleans			
3. Anthony Hargrove	DE	Georgia Tech	91
4. Choice to Cincinnati			
4. Brandon Chillar	LB	UCLA	130
4. Choice to Indianapolis			
5. Jason Shivers	S	Arizona State	158
6. Jeff Smoker	QB	Michigan State	201
6. Choice to Indianapolis			
7. Choice to Indianapolis			
7. (A) Erik Jensen	TE	Iowa	237
7. Choice to Indianapolis			
7. (B) Larry Turner	C	Eastern Kentucky	238
7. Choice to Indianapolis			

## 2003

April 26-27

Rd. Player	Pos.	College	Sel. #
1. Jimmy Kennedy	DT	Penn State	12
2. Pisa Tinoisamoa	LB	Hawaii	43
3. Kevin Curtis	WR	Utah State	74
4. (A) Shaun McDonald	WR	Arizona State	106
4. (B) DeJuan Groce	CB	Nebraska	107
4. Choice to Washington			
5. (A) Dan Curley	TE	Eastern Washington	148
5. (B) Shane Walton	CB	Notre Dame	170
5. Choice to Indianapolis			
5. (C) Kevin Garrett	CB	SMU	172
5. Choice to Indianapolis			
6. Scott Terzero	G	California	184
7. Choice to New England			
7. (A) Scott Shanle	LB	Nebraska	251
7. (B) Richard Angelo	TE	Western New Mexico	254
7. Choice to Indianapolis			

## 2002

April 20-21

Rd. Player	Pos.	College	Sel. #
1. Robert Thomas	LB	UCLA	31
2. Travis Fisher	CB	Central Florida	64
3. (A) Lamar Gordon	WR	North Dakota State	84
3. (B) Eric Crouch	RB	Nebraska	95
3. Choice to Kansas City			
4. Travis Scott	G	Arizona State	130
5. Courtland Bullard	LB	Ohio State	167
6. Choice to Indianapolis			
6. Steve Bellisari	S	Ohio State	205
6. Choice to New England			
7. Chris Massey	LS	Marshall	243

## 2001

April 21-22

Rd. Player	Pos.	College	Sel. #
1. (A) Damione Lewis	DT	Miami (FL)	12
1. Choice to Kansas City			
1. (B) Adam Archuleta	S	Arizona State	20
1. (C) Ryan Pickett	DT	Ohio State	29
2. Choice to Tennessee			
2. Tommy Polley	LB	Florida State	42
2. Choice to Kansas City			
2. Choice to Arizona			
3. Brian Allen	LB	Florida State	83
4. (A) Milton Wynn	WR	Washington State	116
4. (B) Brandon Marshall	TE	Arizona	129
4. Choice to Indianapolis			
5. Jerametrius Butler	CB	Kansas State	145
5. Choice to Washington			
6. Choice to Washington			
6. Francis St. Paul	WR	Northern Arizona	197
6. Choice to Washington			
7. Choice to Green Bay			

## 2000

April 15-16

Rd. Player	Pos.	College	Sel. #
1. Trung Canidate	RB	Arizona	31
2. Jacoby Shepherd	CB	Oklahoma State	62
3. John St. Clair	C	Virginia	94
4. Kaulana Noa	T	Hawaii	104
4. Choice to Chicago			
4. Choice to Chicago			
5. Brian Young	DE	UTEP	139
5. Choice to Chicago			
5. Choice to Chicago			
6. Matt Bowen	S	Iowa	198
7. Andrew Kline	G	San Diego State	220
7. Choice to Detroit			
7. Choice to Chicago			

## 1999

April 17-18

Rd. Player	Pos.	College	Sel. #
1. Torry Holt	WR	North Carolina State	6
2. Choice to Indianapolis			
2. Dre' Bly	CB	North Carolina	41
2. Choice to New Orleans			

3.	Rich Coady.....S.....Texas A&M .....	68
4.	Joe Germaine.....QB ....Ohio State .....	101
5.	Choice to Indianapolis	
5.	Cameron Spikes.....G .....Texas A&M .....	145
	from Baltimore	
6.	Lionel Barnes.....DE ....NE Louisiana .....	176
7.	Choice to Green Bay	
7.	Rodney Williams.....P.....Georgia Tech .....	252
	compensatory selection	

## 1998

April 18-19

Rd.	Player	Pos.	College	Sel. #
1.	Grant Wistrom .....	DE	Nebraska	6
2.	Robert Holcombe .....	RB	Illinois	37
3.	Leonard Little .....	DE	Tennessee	65
	from New York Jets			
3.	Choice to New York Jets			
4.	(A) Az-Zahir Hakim .....	WR	San Diego State	96
	from San Diego			
4.	(B) Roland Williams .....	TE	Syracuse	98
5.	Raymond Priestner .....	RB	Clemson	129
6.	Glenn Rountree .....	G	Clemson	159
7.	Choice to New York Jets			
7.	Jason Chorak .....	DE	Washington	236
	compensatory selection			

## 1997

April 19-20

Rd.	Player	Pos.	College	Sel. #
1.	Orlando Pace .....	T	Ohio State	1
	from New York Jets			
1.	Choice to Seattle thru New York Jets and Tampa Bay			
2.	Choice to Chicago			
2.	Dexter McCleon .....	CB	Clemson	40
	from Chicago			
3.	Choice to Denver thru New York Jets			
4.	Choice to New York Jets			
4.	Ryan Tucker .....	C	TCU	121
	from Miami			
5.	Choice to San Diego			
5.	Taje Allen .....	CB	Texas	158
	from Denver			
6.	Choice to Miami			
6.	Muadlanvita Kazadi .....	LB	Tulsa	179
	from Houston			
7.	Choice to Philadelphia thru New York Jets			
7.	Cedric White .....	DE	North Carolina A&T	215

## 1996

April 20-21

Rd.	Player	Pos.	College	Sel. #
1.	(A) Lawrence Phillips .....	RB	Nebraska	6
	Choice to Chicago			
1.	(B) Eddie Kennison .....	WR	LSU	18
	from Chicago			
2.	(A) Tony Banks .....	QB	Michigan State	42
2.	(B) Ernie Conwell .....	TE	Washington	59
	from Pittsburgh			
3.	Jerald Moore .....	RB	Oklahoma	83
	from Chicago			
4.	Perrell Gaskins .....	LB	Kansas State	105
5.	Fred Miller .....	T	Baylor	141
5.	(A) Derrick Harris .....	RB	Miami (FL)	175
6.	(B) Hayward Clay .....	TE	Texas A&M	201
	from Dallas thru Chicago			
7.	Chuck Osborne .....	DT	Arizona	222

## 1995

April 22-23

Rd.	Player	Pos.	College	Sel. #
1.	Kevin Carter .....	DE	Florida	6
2.	(A) Zach Wiegert .....	T	Nebraska	38
2.	(B) Jesse James .....	T	Mississippi State	62
	from San Francisco			
3.	Steve McLaughlin .....	K	Arizona	82
	from Detroit			
4.	Lovell Pinkney .....	WR/TE	Texas	115
	from Detroit			
4.	Mike Scurlock .....	DB	Arizona	140
	Choice to San Diego			
5.	(A) Gerald McBurrows .....	DB	Kansas	214
5.	(B) Herman O'Berry .....	DB	Oregon	220
	from New Orleans			
7.	(C) Bronzell Miller .....	DE/LB	Utah	239
	compensatory selection			
7.	(D) Johnny (JT) Thomas .....	WR	Arizona State	240
	compensatory selection			

## 1994

April 24-25

Rd.	Player	Pos.	College	Sel. #
1.	Choice to Indianapolis			
1.	Wayne Gandy .....	T	Auburn	15
	from San Diego thru San Francisco			
2.	(A) Isaac Bruce .....	WR	Memphis State	33
2.	(B) Toby Wright .....	S	Nebraska	49
	compensatory selection			
2.	(C) Brad Otis .....	DE	Wayne State (NE)	56
	from San Francisco			
3.	(A) Keith Lyle .....	S	Virginia	71
3.	(B) James Bostic .....	RB	Auburn	83
	from Atlanta thru Indianapolis			
3.	(C) Ernest Jones .....	LB	Oregon	100
	from Philadelphia thru San Francisco			
4.	Chris Brantley .....	WR	Rutgers	108
	Choice to New England thru Arizona			
6.	(A) Rickey Brady .....	TE	Oklahoma	167
6.	(B) Ronald Edwards .....	T	North Carolina A&T	198
	from Dallas			
7.	Choice to Kansas City			

## 1993

April 25-26

Rd.	Player	Pos.	College	Sel. #
1.	Jerome Bettis .....	RB	Notre Dame	10
2.	Troy Drayton .....	TE	Penn State	39
3.	Russell White .....	RB	California	73
	from Indianapolis			
4.	Choice to San Diego			
5.	(A) Sean LaChapelle .....	WR	California	122
5.	(B) Chuck Belin .....	G	Wisconsin	127
	from Indianapolis			
6.	Deral Boykin .....	S	Louisville	146
7.	Brad Fichtel .....	C	Eastern Illinois	179
8.	(A) Jeff Buffaloe .....	P	Memphis State	206
8.	(B) Maa Tanuvasa .....	DT	Hawaii	209
	from Cleveland			

## 1992

April 26-27

Rd.	Player	Pos.	College	Sel. #
1.	Sean Gilbert .....	DL	Pittsburgh	3
2.	Steve Israel .....	DB	Pittsburgh	30
3.	(A) Mark Boutte .....	DL	LSU	57
	from Indianapolis			
3.	(B) Todd Kinchen .....	WR	LSU	60
4.	Shawn Harper .....	G	Indiana	87
5.	Chris Crooms .....	DB	Texas A&M	114
6.	Joe Campbell .....	RB	Middle Tenn. State	144
7.	Darryl Ashmore .....	T	Northwestern	171
8.	Ricky Jones .....	QB	Alabama State	198
9.	T.J. Rubley .....	QB	Tulsa	228
10.	Tim Lester .....	RB	Eastern Kentucky	255
11.	(A) Brian Townsend .....	LB	Michigan	281
	from Indianapolis			
11.	(B) Brian Thomas .....	WR	Southern	282
12.	Kelvin Harris .....	C	Miami (FL)	312

## 1991

April 21-22

Rd.	Player	Pos.	College	Sel. #
1.	Todd Lyght .....	CB	Notre Dame	5
2.	Roman Phifer .....	LB	UCLA	31
3.	Choice to Detroit			
4.	Choice to Denver			
4.	Robert Bailey .....	CB	Miami (FL)	107
	from Los Angeles Raiders			
5.	Robert Young .....	DT	Mississippi State	116
6.	Neal Fort .....	T	BYU	143
7.	Tyrone Shelton .....	FB	William & Mary	170
8.	Patt Tyrance .....	LB	Nebraska	201
9.	Jeff Fields .....	DT	Arkansas State	228
	Choice to San Diego			
11.	Terry Crews .....	DE	Western Michigan	281
12.	(A) Jeff Pahuksa .....	G/T	Washington	311
	from Denver			
12.	(B) Ernie Thompson .....	RB	Indiana	312

## 1990

April 22-23

Rd.	Player	Pos.	College	Sel. #
1.	Bern Brostek .....	C	Washington	23
2.	Pat Terrell .....	S	Notre Dame	49
3.	Latin Berry .....	RB	Oregon	78

4.	Choice to Detroit		
5.	Choice to New York Jets		
6.	Tim Stallworth	WR	Washington State...161
7.	Kent Elmore	P	Tennessee...190
8.	(A) Ray Savage	LB	Virginia...198
	from Tampa Bay		
8.	(B) Elbert Crawford	C	Arkansas...216
9.	Tony Lomack	WR	Florida...245
10.	Stephen Bates	LB	James Madison...272
11.	Bill Goldberg	NT	Georgia...301
12.	David Lang	RB	Northern Arizona...327

## 1989

April 23-24

Rd.	Player	Pos.	College	Sel. #
1.	(A) Bill Hawkins	DE	Miami (FL)	21
1.	(B) Cleveland Gary	RB	Miami (FL)	26
	from Buffalo			
2.	(A) Frank Stams	LB	Notre Dame	45
	from Indianapolis			
2.	(B) Brian Smith	LB	Auburn	48
2.	(C) Darryl Henley	CB	UCLA	53
	from Buffalo			
3.	Kevin Robbins	T	Michigan State	75
4.	Jeff Carlson	QB	Weber State	102
5.	Alfred Jackson	WR	San Diego State	135
6.	(A) Thom Kaumeyer	S	Oregon	148
	from San Diego			
6.	(B) Mark Messner	LB	Michigan	161
7.	George Bethune	LB	Alabama	188
8.	Warren Wheat	T	BYU	215
9.	Vernon Kirk	TE	Pittsburgh	242
10.	Mike Williams	WR	Northeastern	269
11.	Choice to Tampa Bay			
12.	Choice to Tampa Bay			

## 1988

April 24-25

Rd.	Player	Pos.	College	Sel. #
1.	Choice to Los Angeles Raiders through Houston			
1.	(A) Gaston Green	LB	UCLA	14
	from Buffalo			
1.	(B) Aaron Cox	WR	Arizona State	20
	from Indianapolis			
2.	(A) Anthony Newman	DB	Oregon	35
2.	(B) Willie Anderson	WR	UCLA	46
	from San Diego			
2.	(C) Fred Strickland	LB	Purdue	47
	from Indianapolis			
3.	Choice to Washington			
3.	Mike Piel	DT	Illinois	64
	from Washington			
4.	Choice to Washington			
4.	(A) Robert Delpino	RB	Missouri	117
5.	(B) James Washington	S	UCLA	137
	from Washington			
6.	(A) Keith Jones	RB	Nebraska	147
6.	(B) Jeff Knapton	DT	Wyoming	165
	from Washington			
7.	Choice to Denver			
8.	Darryl Franklin	WR	Washington	201
9.	Pat Foster	DT	Montana	231
10.	R.C. Mullen	T	SW Louisiana	258
11.	Choice to San Diego			
12.	Choice to Washington			
12.	Jeff Beathard	RB	Southern Oregon	333
	from Washington			

## 1987

April 28-29

Rd.	Player	Pos.	College	Sel. #
1.	Choice to Houston			
2.	Donald Evans	DE	Winston-Salem	47
3.	Cliff Hicks	CB	Oregon	74
4.	(A) Doug Bartlett	NT	Northern Illinois	91
	from Houston			
4.	Choice to Chicago			
4.	(B) Larry Kelm	LB	Texas A&M	108
	from Cleveland			
5.	Choice to Houston			
5.	Scott Mersereau	DT	Southern Connecticut	136
6.	Choice to New York Giants			
6.	John Embree	TE	Colorado	166
	from Chicago			
7.	Choice to Philadelphia			
8.	Michael Stewart	S	Fresno State	213
9.	Tracy Ham	RB	Georgia Southern	240
10.	David Smith	LB	Northern Arizona	272
11.	Choice to Denver			
12.	(A) Alonzo Williams	RB	Mesa (CO)	326
12.	(B) Fred Stokes	T	Georgia Southern	332

from Cleveland

## 1986

April 29-30

Rd.	Player	Pos.	College	Sel. #
1.	Mike Shad	T	Queen's (Ontario)	23
2.	Tom Newberry	G	Wisconsin-LaCrosse	50
3.	Hugh Millem	QB	Washington	71
	from Detroit thru San Francisco			
4.	Choice to Philadelphia			
5.	Choice to San Diego			
6.	(A) Robert Jenkins (C&K)	T	UCLA	144
	from Indianapolis			
6.	(B) Lynn Williams	RB	Kansas	160
7.	Choice to Indianapolis			
8.	(A) Steve Jarecki	LB	UCLA	195
	from Tampa Bay			
8.	(B) Hank Goebel	T	Cal State-Fullerton	216
9.	Elbert Watts	CB	USC	243
10.	Garrett Brealand	LB	USC	273
11.	Chul Schwank	RB	South Dakota	300
12.	Choice to Indianapolis			
12.	Marcus Dupree	RB	Oklahoma	327
	from Denver			

## 1985

April 30-May 1

Rd.	Player	Pos.	College	Sel. #
1.	Jerry Gray	S	Texas	21
2.	Chuck Scott	WR	Vanderbilt	50
3.	Dale Hatcher	P	Clemson	77
4.	Choice to Minnesota			
5.	Kevin Greene	LB	Auburn	113
	from Buffalo			
5.	Choice to Houston thru Kansas City			
6.	(A) Mike Young	WR	UCLA	161
	from Chicago			
6.	(B) Damone Johnson	TE	Cal Poly-SLO	162
7.	Danny Bradley	RB	Oklahoma	189
8.	Marlon McIntyre	FB	Pittsburgh	218
9.	Gary Swanson	LB	Cal Poly-SLO	245
10.	Duval Love	G	UCLA	274
11.	(A) Doug Flutie	QB	Boston College	285
	from Indianapolis			
11.	(B) Kevin Brown	S	Northwestern	301
12.	Choice to Tampa Bay			

## 1984

May 1-2

Rd.	Player	Pos.	College	Sel. #
1.	Choice to Kansas City			
2.	Choice to Cleveland			
3.	Choice to Detroit			
4.	Choice to Washington thru Houston			
5.	Hal Stephens	DE	East Carolina	133
	from Detroit			
5.	Choice to Kansas City			
6.	Choice to Houston			
7.	George Radachowsky	CB	Boston College	188
8.	Ed Brady	LB	Illinois	215
9.	George Reynolds	P	Penn State	242
10.	(A) Norwood Vann	LB	East Carolina	253
	from Houston			
10.	(B) Joe Dooly	C	Ohio State	274
11.	Michael Harper	RB	USC	293
	from Chicago			
11.	Dwayne Love	RB	Houston	301
12.	(A) Rod Fisher	CB	Oklahoma State	309
	from Houston			
12.	(B) Moe Bias	LB	Illinois	328

## 1984 SUPPLEMENTAL

June 5

Rd.	Player	Pos.	College	Sel. #
1.	William Fuller	DE	North Carolina	21
	Philadelphia, USFL			
2.	Rick Johnson	QB	Southern Illinois	48
	Oklahoma, USFL			
3.	Jim Byrne	DT	Wisconsin-LaCrosse	75
	New Jersey, USFL			

## 1983

April 26-27

Rd.	Player	Pos.	College	Sel. #
1.	Eric Dickerson	RB	SMU	2
	from Houston			

- Choice to Seattle thru Houston
- (A) Henry Ellard .....WR .....Fresno State .....32
- (B) Mike Wilcher .....LB .....North Carolina .....36 from San Francisco
- Choice to San Francisco
- (A) Chuck Nelson .....K .....Washington .....87 from Denver thru San Francisco
- Choice to Houston
- (B) Vince Newsome .....S .....Washington .....97 from New York Giants
- (C) Doug Reed .....DE .....San Diego State .....111
- Choice to Detroit
- Otis Grant .....WR .....Michigan State .....134 from San Diego
- Gary Kowalski .....T .....Boston College .....144
- Jeff Simmons .....WR .....USC .....171
- Troy West .....S .....USC .....200
- Jack Belcher .....C .....Boston College .....227
- Choice to Minnesota
- Danny Triplett .....LB .....Clemson .....282
- Clete Casper .....QB .....Washington State .....311

## 1982

April 27-28

Rd.	Player	Pos.	College	Sel. #
1.	Choice to Baltimore			
1.	Barry Redden .....RB .....Richmond .....14 from Washington			
2.	Choice to Baltimore			
3.	Choice to Washington			
3.	Bill Bechtold .....C .....Oklahoma .....67 from Houston			
4.	Jeff Gaylord .....LB .....Missouri .....89			
5.	(A) Wally Kersten .....T .....Minnesota .....117 from Seattle			
5.	(B) Doug Barnett .....DE .....Azusa Pacific .....118			
6.	Kerry Locklin .....TE .....New Mexico State .....145			
7.	Choice to Pittsburgh thru Washington			
7.	Joe Shearin .....G .....Texas .....181 from Detroit			
8.	(A) A.J. (Jam) Jones .....RB .....Texas .....202			
8.	(B) Mike Reilly .....LB .....Oklahoma .....207 from Houston			
9.	Bob Speight .....T .....Boston University .....229			
10.	Miles McPherson .....DB .....New Haven (CT) .....256			
11.	Ricky Coffman .....WR .....UCLA .....285			
12.	Raymond Coley .....DT .....Alabama A&M .....312			

## 1981

April 28-29

Rd.	Player	Pos.	College	Sel. #
1.	Mel Owens .....LB .....Michigan .....9 from Washington			
1.	Choice to Washington			
2.	Choice to Minnesota thru Washington and Baltimore			
2.	Jim Collins .....LB .....Syracuse .....43 from Miami			
3.	Choice to Kansas City			
3.	(A) Greg Meisner .....DT .....Pittsburgh .....63 from Tampa Bay			
3.	(B) Robert Cobb .....DE .....Arizona .....66 from Washington			
4.	George Lija .....C .....Michigan .....104 from Buffalo			
4.	Choice to Green Bay thru Washington			
5.	Choice to Washington			
6.	William Daniels .....DT .....Alabama State .....158			
7.	(A) Ron Battle .....TE .....North Texas State .....175			
7.	(B) Mike Clark .....DE .....Florida .....190			
8.	Art Plunkett .....T .....UNLV .....216			
9.	Ron Seawall .....LB .....Portland State .....242			
10.	Robert Alexander .....RB .....West Virginia .....269			
11.	Marcellus Greene .....CB .....Arizona .....296			
12.	Jairo Penaranda .....RB .....UCLA .....328			

## 1980

April 29-30

Rd.	Player	Pos.	College	Sel. #
1.	Johnnie Johnson .....S .....Texas .....17 from Cleveland			
1.	Choice to Cleveland			
2.	Irv Pankey .....T .....Penn State .....50 from Washington			
2.	Choice to Washington			
3.	(A) Jewell Thomas .....RB .....San Jose State .....58 from San Francisco			
3.	(B) LeRoy Irvin .....CB .....Kansas .....70 from Oakland			
3.	(C) Phil Murphy .....DT .....South Carolina State .....82			
4.	Choice to Cleveland			
5.	Choice to Atlanta thru Washington			

- Mike Guman .....RB .....Penn State .....154 from New England thru Cleveland
- Choice to Kansas City
- Kirk Collins .....CB .....Baylor .....176 from Kansas City
- Gerry Ellis .....RB .....Mississippi .....192
- Tom Pettigrew .....T .....Eastern Illinois .....220
- George Farmer .....WR .....Southern .....248
10. Bob Gruber .....T .....Pittsburgh .....276
11. Terry Greer .....WR .....Alabama State .....304
12. Kevin Scanlon .....QB .....Arkansas State .....332

## 1979

May 3-4

Rd.	Player	Pos.	College	Sel. #
1.	(A) George Andrews .....LB .....Nebraska .....19 from Oakland			
1.	(B) Kent Hill .....T .....Georgia Tech .....26			
2.	Eddie Hill .....RB .....Memphis State .....54			
3.	(A) Jeff Moore .....WR .....Tennessee .....58 from Kansas City			
3.	(B) Mike Wellman .....C .....Kansas .....81 from New England			
3.	Choice to Tampa Bay through Washington, Miami, and Oakland			
4.	Derwin Tucker .....DB .....Illinois .....99 from San Diego			
4.	Jerry Wilkinson .....DT .....Oregon State .....108			
5.	Choice forfeited			
5.	Victor Hicks .....TE .....Oklahoma .....122 from Cleveland			
6.	Choice to Cleveland			
7.	Jeff Delaney .....DB .....Pittsburgh .....190			
8.	Choice to Kansas City			
8.	Jeff Rutledge .....QB .....Alabama .....246			
10.	(A) Larry Willis .....WR .....Alcorn State .....268 from Kansas City			
10.	(B) Grady Ebensberger .....DT .....Houston .....273			
11.	Jesse Deramus .....DT .....Tennessee State .....301			
12.	Drew Hill .....WR .....Georgia Tech .....326			

## 1978

May 2-3

Rd.	Player	Pos.	College	Sel. #
1.	Elvis Peacock .....RB .....Oklahoma .....20 from Chicago thru Cleveland			
1.	Choice to Cleveland			
2.	(A) Stan Johnson .....DT .....Tennessee State .....46 from Cleveland			
2.	(B) Ronnie Smith .....WR .....San Diego State .....53			
3.	(A) Frank Corral .....P .....UCLA .....78 from Washington			
3.	(B) Leon White .....C .....Colorado .....80			
4.	Mark Manges .....QB .....Maryland .....105			
5.	Choice to San Diego			
6.	Choice to Tampa Bay			
7.	Reggie Doss .....DE .....Hampton .....189			
8.	Choice to Washington			
9.	Andre Anderson .....DE .....New Mexico State .....246			
10.	Charles Peal .....T .....Indiana .....273			
11.	Ron Hostetler .....LB .....Penn State .....303			
12.	Gus Coppens .....DT .....UCLA .....330			

## 1977

May 3-4

Rd.	Player	Pos.	College	Sel. #
1.	Bob Brudzinski .....LB .....Ohio State .....23			
2.	(A) Nolan Cromwell .....S .....Kansas .....31 from Seattle			
2.	(B) Billy Waddy .....RB/WR .....Colorado .....50 from Washington thru San Diego			
2.	Choice to Seattle			
3.	(A) Ed Fulton .....G .....Maryland .....68 from San Diego			
3.	(B) Wendell Tyler .....RB .....UCLA .....79			
4.	(A) Vince Ferragamo .....QB .....Nebraska .....91 from New Orleans			
4.	(B) Eary Jones .....DE .....Memphis State .....107			
5.	(A) Donnie Hickman .....G .....USC .....130 from Washington			
5.	(B) Jeff Williams .....G .....Rhode Island .....134			
6.	Art Best .....RB .....Kent State .....156 from Denver			
6.	Choice to New Orleans			
7.	Choice to Washington			
8.	Rod Bockwoldt .....DB .....Weber State .....218			
9.	Choice to Washington			
10.	Don Peterson .....TE .....Boston College .....274			
11.	Carson Long .....K .....Pittsburgh .....302			
12.	Barry Caudill .....C .....Southern Mississippi .....330			

## 1976

<i>April 8-9</i>			
Rd. Player	Pos.	College	Sel. #
1. Kevin McLain	LB	Colorado State	26
2. (A) Pat Thomas	DB	Texas A&M	39
from Green Bay			
2. (B) Ron McCartney	LB	Tennessee	53
3. Jackie Slater	G	Jackson State	86
4. Gerald Taylor	WR	Texas A&I	96
from Tampa Bay			
4. Choice to Houston thru Philadelphia and Green Bay			
(A) Carl Ekern	LB	San Jose State	128
from San Diego			
5. (B) Ken Bordelon	DE	LSU	149
5. (C) Dwight Scales	WR	Grambling	159
from Tampa Bay			
6. Choice to Washington			
Larry Bule	DB	Mississippi State	207
Choice to Washington			
8. Job Church	DB	Stanford	263
10. Freeman Johns	WR	SMU	288
11. Brian Nemeth	TE	South Carolina	316
12. Jim Jodat	RB	Carthage	344
13. Steve Hamilton	QB	Emporia State	373
14. Al Burselon	DB	Washington	400
15. Malcolm Campbell	WR	Cal State-Los Angeles	429
16. Rick Gage	WR	Arkansas Tech	456
17. Gary Shaw	DB	BYU	485

## 1975

<i>January 28-29</i>			
Rd. Player	Pos.	College	Sel. #
1. (A) Mike Fanning	DT	Notre Dame	9
from Green Bay			
1. (B) Dennis Harrah	G	Miami (FL)	11
from Philadelphia			
1. (C) Doug France	T	Ohio State	20
2. (A) Monte Jackson	DB	San Diego State	28
from Baltimore thru Green Bay			
2. (B) Leroy Jones	DE	Norfolk State	48
3. Choice to San Diego thru Chicago			
(A) Geoff Reece	C	Washington State	67
from Green Bay			
3. (B) Dan Nugent	TE	Auburn	87
from Philadelphia			
4. Rod Perry	DB	Colorado	98
5. (A) Wayne Hammond	DT	Montana State	112
from Kansas City			
5. (B) Fred Nuzum	C	Kentucky	126
6. Choice to Chicago thru San Diego			
Darius McCarty	WR	South Carolina State	140
from Green Bay			
7. Pat Haden	QB	USC	176
8. John Washington	DB	Tulane	204
9. Gordy Reigel	LB	Stanford	229
Choice to Chicago			
11. Howard Strickland	RB	California	281
12. Chandler Williams	WR	Lincoln (MO)	307
13. A.J. Jacobs	DB	Louisville	332
14. Arthur Allen	WR	Clark (GA)	360
15. Alvin White	QB	Oregon State	385
16. Francis Reynolds	RB	Alcorn State	410
17. Skip Boyd	DB	Washington	438

## 1974

<i>January 29-30</i>			
Rd. Player	Pos.	College	Sel. #
1. John Cappelletti	RB	Penn State	11
Choice to Baltimore			
2. Bill Simpson	DB	Michigan State	50
3. Al Oliver	T	UCLA	76
4. (A) Norris Weese	QB	Mississippi	99
from Washington			
4. (B) Frank Johnson	T	Cal-Riverside	102
Choice to Atlanta thru Minnesota and Philadelphia			
Choice to Houston			
7. John Harvey	RB	Texas-Arlington	158
from San Diego			
7. Choice to Washington			
8. Choice to San Diego			
(A) Don Hutt	WR	Boise State	213
from Baltimore thru Washington			
9. (B) Derek Williams	DB	Cal-Riverside	221
from Detroit			
9. Choice to Washington			
10. Choice to Baltimore			
11. Rick Hayes	T	Washington	284
12. Roger Freiberg	G	UCLA	310
13. Pete Solverson	T	Drake	336
14. Ananias Carson	WR	Langston (OK)	362

15. Bob Thomas	K	Notre Dame	388
16. Dave Ottmar	P	Stanford	414
17. Willie Townsend	WR	Notre Dame	440

## 1973

<i>January 30-31</i>			
Rd. Player	Pos.	College	Sel. #
1. Choice to New England			
(A) Cullen Bryant	DB	Colorado	31
from San Diego			
2. (B) Ron Jaworski	QB	Youngstown State	37
2. (C) Jim Youngblood	LB	Tennessee Tech	42
from Kansas City			
3. Tim Stokes	T	Oregon	60
from San Diego			
3. Choice to St. Louis			
4. Choice to Oakland			
(A) Eddie McMillian	DB	Florida State	95
from Kansas State			
4. (B) Terry Nelson	TE	Arkansas-Pine Bluff	99
from Green Bay			
5. (A) Steve Jones	RB	Duke	115
5. (B) Cody Jones	DE	San Jose State	129
from Washington			
6. (A) Jim Peterson	DE	San Diego State	133
from New Orleans thru Washington			
6. (B) Jason Caldwell	WR	North Carolina Central	141
7. (A) Steve Brown	LB	Oregon State	161
from Chicago			
7. (B) Bill DuLac	G	Eastern Michigan	167
Choice to Washington			
9. Jim Nicholson	T	Michigan State	219
Choice to Washington			
11. (A) Jeff Innon	RB	North Carolina Central	271
11. (B) Willie Jackson	WR	Florida	285
from Washington			
12. Robert Storck	DT	Wisconsin	297
13. (A) Rod Milburn	WR	Southern	323
13. (B) Clint Spearman	LB	Michigan	335
from Oakland			
14. Walter Rhone	DB	Central State (MO)	349
15. (A) Jerry Bond	DB	Weber State	375
15. (B) Kurt Matter	DE	Washington	393
from Washington			
16. Fuller Cherry	DB	Arkansas-Monticello	401
17. Fred Henry	RB	New Mexico	427

## 1972

<i>February 1-2</i>			
Rd. Player	Pos.	College	Sel. #
1. Choice to New York Giants thru New England			
Jim Bertelsen	RB	Texas	30
from Denver thru San Diego			
2. Choice to Oakland			
3. Choice to New York Giants			
Lawrence McCutcheon	RB	Colorado State	70
from Cleveland			
4. (A) John Saunders	DB	Toledo	87
from Chicago			
4. (B) Eddie Phillips	DB	Texas	95
5. (A) Bob Childs	G	Kansas	120
from Detroit			
5. Choice to New York Giants thru Washington			
(B) Bob Christiansen	TE	UCLA	125
from Washington			
6. Choice to Green Bay			
Eddie Herbert	DT	Texas Southern	151
from Washington			
7. Choice to Oakland			
8. Tom Graham	WR	Baldwin-Wallace	199
9. Harry Howard	DB	Ohio State	225
10. Jim Massey	DB	Linfield (OR)	251
Choice to Oakland			
11. Albert Schmidt	RB	Pittsburg State (KS)	280
from Oakland			
12. David Hoot	DB	Texas A&M	303
13. Jaime Nunez	K	Weber State	329
14. Larry Brooks	T	Virginia State	355
15. Kenny Page	LB	Page Beach State	381
16. Jim Kirby	WR	Long Beach State	407
17. (A) Luther Palmer	TE	Virginia Union	433
17. (B) John McKeane	C	Oregon	436
from Oakland			

## 1971

<i>January 28-29</i>			
Rd. Player	Pos.	College	Sel. #
1. (A) Isiah Robertson	LB	Southern	10
from Washington			
1. (B) Jack Youngblood	DE	Florida	20

HISTORY

2.	Choice to Green Bay		
3.	Dave Elmendorf	DB	.....Texas A&M .....63
	from Washington		
3.	Choice to Chicago		
4.	Steve Worster	RB	.....Texas .....90
	from Green Bay		
4.	Choice to New Orleans		
5.	Choice to Green Bay thru Washington		
6.	Choice to Detroit thru Philadelphia		
7.	Choice to Chicago Bears		
8.	Tony Garay	DE	.....Hofstra .....202
9.	Joe Schmidt	WR	.....Miami (FL) .....228
10.	Don Popplewell	C	.....Colorado .....254
11.	Charlie Richards	QB	.....Richmond .....280
12.	Kirk Behrendt	T	.....Wisconsin-Whitewater .....306
13.	Russell Harrison	RB	.....Kansas State .....331
14.	Lionel Coleman	DB	.....Oregon .....358
15.	Gary Kos	G	.....Notre Dame .....384
16.	Ross Boice	LB	.....Pacific Lutheran .....409
17.	(A) Randy Vataha	WR	.....Stanford .....418
	from New Orleans		
17.	(B) Joe Sweet	WR	.....Tennessee State .....435

## 1970

January 27-28

Rd.	Player	Pos.	College	Sel. #
1.	Jack Reynolds	LB	.....Tennessee .....22	
2.	Donnie Williams	WR	.....Prairie View A&M .....35	
	from San Francisco			
2.	Choice to San Francisco thru Philadelphia			
3.	Choice to Baltimore thru Philadelphia			
4.	Choice to Chicago Bears			
5.	Choice to New Orleans			
6.	Choice to Atlanta			
7.	(A) Ted Provost	DB	.....Ohio State .....162	
	from Philadelphia			
7.	(B) Bill Nelson	DT	.....Oregon State .....168	
	from Atlanta			
7.	Choice to Washington			
8.	Rich Saul	LB	.....Michigan State .....204	
9.	David Graham	T	.....New Mex. Highlands .....230	
10.	Vince Opalsky	RB	.....Miami (FL) .....256	
11.	David Bookert	RB	.....New Mexico .....282	
12.	Larry Arnold	QB	.....Hawaii .....308	
13.	Melvin Jones	WR	.....Florida A&M .....334	
14.	Bob Geddes	LB	.....UCLA .....360	
15.	Dag Azam	G	.....West Texas State .....386	
16.	Roland Reichardt	K	.....West Texas State .....412	
17.	Don Crenshaw	DB	.....USC .....437	

## 1969

January 28-29

Rd.	Player	Pos.	College	Sel. #
1.	(A) Larry Smith	RB	.....Florida .....8	
	from Detroit			
1.	(B) Jim Seymour	SE	.....Notre Dame .....10	
	from Washington			
1.	(C) Bob Klein	TE	.....USC .....21	
	Choice to Detroit			
3.	Choice to St. Louis thru Detroit			
4.	John Zook	DE	.....Kansas .....99	
5.	Choice to Dallas			
6.	(A) A.Z. Drones	T	.....West Texas State .....133	
	from Atlanta			
6.	(B) Pat Curran	LB	.....Lakeland (WI) .....151	
7.	James Hawkins	DB	.....Nebraska .....177	
8.	Richard Harvey	DB	.....Jackson State .....203	
9.	Mike Foote	LB	.....Oregon State .....229	
10.	Jerry Gordon	T	.....Auburn .....255	
11.	Dave Svendsen	FL	.....Eastern Washington .....281	
12.	Tim Carr	QB	.....C.W. Post .....307	
13.	Roger Williams	DB	.....Grambling .....333	
14.	Ray Stephens	RB	.....Minnesota .....359	
15.	George Juggur	LB	.....Washington .....385	
16.	Henry Hipps	LB	.....North Carolina State .....411	
17.	Jim Thorpe	DB	.....Hofstra .....437	

## 1968

January 30-31

Rd.	Player	Pos.	College	Sel. #
1.	Choice to Detroit			
2.	(A) Gary Beban	QB	.....UCLA .....30	
	from New Orleans			
2.	(B) Mike LaHood	G	.....Wyoming .....51	
3.	Choice to Pittsburgh			
4.	Choice to Chicago			
5.	Don Martin	K	.....Washington .....135	
6.	Bobby Webb	C	.....Southern Mississippi .....161	
7.	Choice to Pittsburgh			
8.	Joe Williams	FL	.....Florida A&M .....215	

9.	Bob Richardson	T	.....Washington .....243
10.	Allen Marcelin	FL	.....Parsons .....269
11.	John Pergine	LB	.....Notre Dame .....297
12.	Harold Jackson	FL	.....Jackson State .....323
13.	Dean Halverson	LB	.....Washington .....351
14.	Cephus Jackson	DB	.....Jackson State .....377
15.	Dennis Yell	T	.....Moorhead State (MN) .....405
16.	Jimmy Rayve	QB/DB	.....Michigan State .....431
17.	Choice to Philadelphia		

## 1967

March 14

Rd.	Player	Pos.	College	Sel. #
1.	Choice to Minnesota			
2.	Willie Ellison	HB	.....Texas Southern .....33	
	from Minnesota			
2.	Choice to Green Bay			
3.	Choice to Philadelphia			
4.	Choice to Chicago Bears			
5.	Nate Shaw	DB	.....USC .....122	
6.	Choice to Atlanta			
7.	Choice to Philadelphia			
8.	Choice to Chicago Bears			
9.	Tommie Smith	HB	.....San Jose State .....226	
10.	Leon Moore	DB	.....Tennessee State .....252	
11.	Frank Horak	DB	.....TCU .....278	
12.	Pat Badjek	LB	.....Franklin (IN) .....304	
13.	John Erisman	WR	.....Miami (OH) .....330	
14.	Walt Richardson	DT	.....Fresno State .....356	
15.	Steve Bunker	TE	.....Oregon .....382	
16.	Allen Sack	LB	.....Notre Dame .....408	
17.	Bill Barnes	C	.....Washington .....434	

## 1966

November 27, 1965

Rd.	Player	Pos.	College	Sel. #
1.	Tom Mack	G	.....Michigan .....2	
2.	Mike Garrett	HB	.....USC .....18	
3.	Dick Tyson	G	.....Tulsa .....34	
4.	Henry Dyer	FB	.....Grambling .....50	
5.	(A) Diron Talbert	T	.....Texas .....56	
5.	(B) Dick Arndt	T	.....Idaho .....77	
6.	Bruce Anderson	T	.....Willamette .....97	
7.	George Youngblood	DB	.....Cal State-Los Angeles .....97	
8.	Vilnis Ezerins	HB	.....Wisconsin-Whitewater .....112	
9.	Burton Matthies	HB	.....Wayne State (NE) .....127	
10.	Mike Capshaw	T	.....Abilene Christian .....142	
11.	Darrell Hoover	HB	.....Arizona .....157	
12.	George Clayton	DB	.....Fairmont State .....172	
13.	Jake David	HB	.....Lamar .....187	
14.	Terry Parks	T	.....Cal State-Los Angeles .....202	
15.	Mike Sullivan	WR	.....Oregon State .....217	
16.	Joe O'Brien	WR	.....Texas-Arlington .....232	
17.	Dan Gilbert	T	.....Arkansas Tech .....247	
18.	Ray Johnson	LB	.....Whitworth .....262	
19.	Homer Williams	FL	.....USC .....277	
20.	Bud Harrington	FB	.....Tulsa .....292	

## 1965

November 28, 1964

Rd.	Player	Pos.	College	Sel. #
1.	Clarence Williams	HB	.....Washington State .....9	
2.	Choice to Cleveland			
3.	Fred Brown	E/LB	.....Miami (FL) .....37	
4.	Mike Strofolino	LB	.....Villanova .....50	
5.	(A) Frank Marchlewski	C	.....Minnesota .....60	
	from Chicago			
5.	(B) Doug Woodieff	.....LB	.....Memphis State .....65	
6.	Bill Harrison	WR	.....Elon College .....78	
7.	Anthony Guillery	G	.....Lamar .....93	
8.	Stan Dzura	T	.....California .....106	
9.	Ronnie Caveness	LB	.....Arkansas .....121	
10.	Jim Burt	HB	.....Western Kentucky .....134	
11.	Merlin Werl	FB	.....McNeese State .....149	
12.	Bob Werl	WR	.....Miami (FL) .....162	
13.	Brent Berry	T	.....San Jose State .....177	
14.	Bill Robertson	T	.....Austin (TX) .....190	
15.	Marvin Davis	E	.....Wichita State .....205	
16.	Charlie Brown	T	.....Tulsa .....218	
17.	Ed Blecksmith	B	.....USC .....233	
18.	Leo Lowery	FB	.....Texas Tech .....246	
19.	Billy Guy Anderson	QB	.....Tulsa .....261	
20.	Billy Scott	WR	.....NE Oklahoma .....274	

## 1964

December 2, 1963

Rd.	Player	Pos.	College	Sel. #
1.	Bill Munson	QB	.....Utah State .....7	

2.	Choice to Chicago Bears			
3.	(A) John Mims	.....T	.....Rice	.....31
	from Washington			
3.	(B) Willie Brown	.....RB	.....USC	.....32
	from Dallas			
3.	(C) Jerry Richardson	.....DB	.....West Texas State	.....35
3.	(D) Roger Piliath	.....T	.....Wisconsin	.....39
	from Cleveland			
4.	Choice to New York Giants			
5.	Ken Henson	.....C	.....TCU	.....63
6.	Herman Johnson	.....HB	.....Michigan State	.....77
7.	John Varnell	.....T	.....West Texas State	.....91
8.	Bucky Pope	.....B	.....Catawba	.....105
9.	Jerry Burton	.....B	.....Northwestern State (LA)	.....119
10.	(A) Ron Smith	.....QB	.....Richmond	.....131
	from Minnesota			
10.	(B) Gary Larsen	.....T	.....Concordia (MN)	.....133
11.	John Farris	.....HB	.....San Diego State	.....147
12.	Bill Dawson	.....WR	.....Florida State	.....161
13.	Marvin Harris	.....C	.....Stanford	.....175
14.	John Garrett	.....LB	.....Oklahoma	.....189
15.	Mike Mayne	.....E	.....Idaho	.....203
16.	Phil Zera	.....RB	.....St. Joseph's (IN)	.....217
17.	Jim Galmin	.....E	.....Tampa	.....231
18.	Tom Smith	.....G	.....Villanova	.....245
19.	Bob Cherry	.....B	.....Wittenberg	.....259
20.	Bob Hohn	.....HB	.....Nebraska	.....273

## 1963

December 3, 1962

Rd.	Player	Pos.	College	Sel. #
1.	(A) Terry Baker	.....RB	.....Oregon State	.....1
1.	(B) Rufus Guthrie	.....G	.....Georgia Tech	.....10
	from Chicago Bears			
2.	Tom Nomina	.....T	.....Miami (OH)	.....15
3.	(A) Dave Costa	.....G	.....Utah	.....29
3.	(B) John Baker	.....LB	.....Mississippi State	.....37
	from Cleveland			
4.	John Griffin	.....DB	.....Memphis State	.....34
5.	(A) Joe Auer	.....B	.....Georgia Tech	.....57
5.	(B) Roland Benson	.....T	.....Miami (FL)	.....60
	from Philadelphia			
5.	(C) Don Chuy	.....T	.....Clemson	.....67
	from Pittsburgh			
6.	(A) George Saines	.....RB	.....Michigan State	.....71
6.	(B) Terry Monaghan	.....T	.....Penn State	.....79
	from Cleveland			
7.	Bill Zorn	.....T	.....Michigan State	.....85
8.	Anton Peters	.....T	.....Florida	.....99
9.	Mel Profit	.....E	.....UCLA	.....113
10.	Curt Fardier	.....T	.....Montana State	.....127
11.	Dave Theisen	.....B	.....Nebraska	.....141
12.	Billy Moody	.....B	.....Arkansas	.....155
13.	Al Hildebrand	.....T	.....Stanford	.....169
14.	Alan Arbus	.....T	.....Rhode Island	.....183
15.	Larry Campbell	.....WR	.....Toledo	.....197
16.	Walter Burden	.....LB	.....McNeese State	.....211
17.	Jerrel Wilson	.....LB/K	.....Southern Mississippi	.....225
18.	Buddy Soefker	.....B	.....LSU	.....239
19.	Dornel Nelson	.....B	.....Arizona State	.....253
20.	Bill Redell	.....DB	.....Occidental	.....267

## 1962

December 4, 1961

Rd.	Player	Pos.	College	Sel. #
1.	(A) Roman Gabriel	.....QB	.....North Carolina State	.....2
	from Minnesota			
1.	(B) Merlin Olsen	.....T	.....Utah State	.....3
2.	Joe Carroll	.....T	.....Notre Dame	.....16
3.	(A) John Meyers	.....T	.....Washington	.....31
3.	(B) John Cornett	.....T	.....Rice	.....33
	from Pittsburgh			
4.	Art Perkins	.....FB	.....North Texas State	.....44
5.	Choice to New York Giants			
5.	(A) Jim Smith	.....T	.....Penn State	.....60
	from Dallas			
5.	(B) Ben Wilson	.....FB	.....USC	.....68
	from Philadelphia			
6.	Choice to New York Giants			
7.	(A) Sherwyn Thorson	.....G	.....Iowa	.....87
7.	(B) Jim Bakken	.....K	.....Wisconsin	.....88
	from Dallas			
8.	Dick Farris	.....G	.....North Texas State	.....100
9.	Ike Lassiter	.....T	.....St. Augustine	.....115
10.	Jim Norris	.....T	.....Houston	.....129
11.	Bert Wilder	.....T	.....North Carolina State	.....143
12.	Marv Marinovich	.....T	.....USC	.....156
13.	Bob Fersinde	.....HB	.....Baylor Green	.....171
14.	Gary Henson	.....E	.....Colorado	.....184
15.	Walter Nikirk	.....T	.....Houston	.....199
16.	Ron Skufca	.....T	.....Purdue	.....212
17.	David Steadman	.....T	.....Georgia Tech	.....227

18.	Charlie Furlow	.....QB	.....Mississippi State	.....240
19.	Gerard Barto	.....T	.....Drake	.....255
20.	Foster Andersen	.....T	.....UCLA	.....268

## 1961

December 27-28, 1960

Rd.	Player	Pos.	College	Sel. #
1.	Marlin McKeever	.....LB	.....USC	.....4
2.	Elbert Kimbrough	.....E	.....Northwestern	.....18
3.	(A) Harold Bealy	.....E	.....Oklahoma State	.....32
3.	(B) Ron Miller	.....QB	.....Wisconsin	.....41
	from Cleveland			
4.	Choice to New York Giants			
4.	Charlie Cowan	.....T	.....NM Highlands	.....45
	from Washington			
5.	Willie Hector	.....G	.....Pacific	.....60
6.	(A) Bruce Olderman	.....T	.....Allegheny College	.....74
6.	(B) Larry Wood	.....B	.....Northwestern	.....75
	from Pittsburgh			
7.	Bobby Smith	.....B	.....UCLA	.....88
8.	Reg Carolan	.....E	.....Idaho	.....102
9.	Duane Allen	.....E	.....Santa Ana J.C.	.....116
10.	Joe Scibelli	.....T	.....Notre Dame	.....130
11.	Bob Lane	.....E	.....Baylor	.....144
12.	Walt Mince	.....G	.....Arizona	.....158
13.	Mike McKeever	.....B	.....USC	.....172
14.	David (Deacon) Jones	.....T	.....MS Valley State	.....186
15.	Ernie Wright	.....T	.....Ohio State	.....200
16.	Mike Zeno	.....G	.....Virginia Tech	.....241
17.	Chuck Allen	.....T	.....Washington	.....228
18.	Bill Williamson	.....T	.....Bakersfield J.C.	.....242
19.	Lou Zivkovich	.....T	.....New Mexico State	.....256
20.	Al Lederich	.....E	.....Georgia Tech	.....270

## 1960

Date Unknown

Rd.	Player	Pos.	College	Sel. #
1.	Billy Cannon	.....B	.....LSU	.....1
2.	Choice to Chicago Cardinals			
3.	(A) Charley Britt	.....QB	.....Georgia	.....25
3.	(B) Pervis Atkins	.....HB	.....New Mexico State	.....30
	from Pittsburgh			
4.	Choice to Chicago Cardinals			
5.	Charley Janerette	.....T	.....Penn State	.....49
6.	(A) Jerry Stalcup	.....E	.....Wisconsin	.....62
6.	(B) Don Ellersick	.....G	.....Washington State	.....66
	from Pittsburgh			
7.	Ron Morrison	.....T	.....New Mexico	.....73
8.	Carroll Dale	.....E	.....Virginia Tech	.....86
9.	Mary Luster	.....E	.....UCLA	.....97
10.	Curtis McClinton	.....HB	.....Kansas	.....110
11.	Ken Young	.....HB	.....Valparaiso	.....121
12.	Doug Pat Brown	.....G	.....Fresno State	.....134
13.	James Jones	.....E	.....SMU	.....145
14.	Harold Stanger	.....C	.....North Texas State	.....158
15.	Harry Rakowski	.....C	.....Citadel	.....169
16.	Donald Kaczmarek	.....T	.....North Dakota	.....182
17.	Emanuel Congedo	.....E	.....Villanova	.....193
18.	Tom Gates	.....B	.....San Bernardino Valley J.C.	.....206
19.	Jim Boeke	.....T	.....Heidelberg	.....217
20.	Royce Shelton	.....HB	.....Stephen F. Austin	.....230

## 1959

December 2, 1958 (Rounds 1-4)  
January 21, 1959 (Rounds 5-30)

Rd.	Player	Pos.	College	Sel. #
1.	(A) Dick Bass	.....RB	.....Pacific	.....2
	from Philadelphia			
1.	(B) Paul Dickson	.....QB	.....Baylor	.....9
2.	(A) Buddy Humphrey	.....T	.....Baylor	.....16
	from Washington			
2.	(B) Don Brown	.....B	.....Houston	.....20
3.	(A) Larry Hickman	.....B	.....Baylor	.....31
3.	(B) Tom Franckhauser	.....E	.....Purdue	.....33
	from Pittsburgh			
4.	(A) Blanche Martin	.....B	.....Michigan State	.....43
4.	(B) John Tracey	.....E	.....Texas A&M	.....44
	from Chicago Bears			
4.	(C) Bob Reifsnnyder	.....T	.....Navy	.....45
	from Pittsburgh			
5.	John Lands	.....E	.....Montana State	.....65
6.	Dave Painter	.....C	.....Tulane	.....69
7.	Eddie Meador	.....B	.....Arkansas Tech	.....80
8.	Bill Conner	.....E	.....Jackson State	.....93
9.	Larry Cundiff	.....T	.....Michigan State	.....104
10.	Alan Goldstein	.....E	.....North Carolina	.....117
11.	Joe Kelly	.....B	.....New Mexico State	.....128
12.	Mike Connelly	.....E	.....Utah State	.....142
13.	Al Witcher	.....E	.....Baylor	.....152
14.	Pete Davidson	.....T	.....Citadel	.....165

15. Walt Kelly	B	Houston	176
16. Ted Royal	C	Duke	189
17. Dave Wilmon	T	SMU	200
18. Dave Van Metre	E	Colorado College	213
19. Carver Shannon	B	Southern Illinois	224
20. Ross Coyle	E	Oklahoma	237
21. Marv Bergmann	T	Washington	248
22. Bill Meglen	G	Utah State	261
23. George Deiderich	G	Vanderbilt	272
24. Tom Campbell	B	Indiana	285
25. Bob Borah	E	Houston	296
26. Bill Strumke	B	Georgia	309
27. Alex Kroll	C	Rutgers	320
28. Rafer Johnson	B	UCLA	333
29. Ernie Moore	E	Alabama State	344
30. Don Millich	B	Washington	357

## 1958

December 2, 1957 (Rounds 1-4)  
January 28, 1958 (Rounds 5-30)

Rd. Player	Pos.	College	Sel. #
1. (A) Lou Michaels	T	Kentucky	3
from Washington			
1. (B) Jim (Red) Phillips	E	Auburn	5
2. Clendon Thomas	B	Oklahoma	19
3. Jim Jones	B	Washington	30
4. (A) Urban Henry	T	Georgia Tech	37
from Chicago Cardinals			
4. (B) John Guzik	G	Pittsburgh	41
4. (C) Frnak Woldzik	T	Buffalo	43
from Pittsburgh			
5. (A) Frank Ryan	QB	Rice	54
from Pittsburgh			
5. (B) John Baker	T	North Carolina Central	56
6. Floyd Iglehart	B	Wiley College (TX)	67
7. Bill Jobko	G	Ohio State	80
8. Bobby Marks	B	Texas A&M	91
9. Gene Salawaski	T	Purdue	104
10. Al Jacks	QB	Penn State	115
11. Gerry Schweitzer	E	Pacific	128
12. Ron Claiborne	T	Kansas	139
13. Anthony Kolodziej	E	Michigan State	152
14. Bill Mason	B	UCLA	163
15. Richard Johnston	C	Southern Mississippi	176
16. Clint Westemeyer	E	St. Ambrose (IA)	187
17. Bill Thomas	C	Clemson	200
18. Coy Scott	T	McNeese State	211
19. Dick Dorsey	E	USC	224
20. George Colbert	B	Denver	235
21. Ron Parrish	QB	Linfield (OR)	248
22. Bill Steiger	E	Washington State	259
23. Gary Barry	B	East Texas State	272
24. Larry Harding	E	Michigan State	283
25. Bill Atkins	T	San Jose State	296
26. Corky Bridges	B	Central Washington	307
27. Alonzo Yeress	B	Florida A&M	320
28. Gordy Morrow	E	Michigan	331
29. O'Jay Bourgeois	B	Arizona State	344
30. Walter Fondren	B	Texas	354

## 1957

November 27, 1956 (Rounds 1-4)  
January 31, 1957 (Rounds 5-30)

Rd. Player	Pos.	College	Sel. #
1. (A) Jon Arnett	B	USC	1
1. (B) Del Shofner	B	Baylor	10
from New York Giants			
2. Jack Pardue	B	Texas A&M	13
3. (A) Billy Ray Smith	T	Arkansas	25
3. (B) George Strugar	DT	Washington	26
from Washington			
4. (A) Bobby Cox	B	Minnesota	37
4. (B) Lamar Lundy	E	Purdue	46
from New York Giants			
5. (A) Dean Derby	B	Washington	50
5. (B) Dick Enright	G	USC	56
from Washington			
6. Roy Williams	E	Georgia	63
7. Ed Gray	T	Oklahoma	74
8. (A) Roy Hord	T	Duke	87
8. (B) Charlie Bradshaw	T	Baylor	93
from Chicago Cardinals			
9. John Mitchell	C	TCU	98
10. Warren Spragg	T	Hillsdale (MI)	111
11. Don Smith	T	Miami (OH)	122
12. Don Klochak	B	North Carolina	135
13. Bob Wolfendend	B	Virginia Tech	146
14. Joe Lazzarino	T	Maryland	159
15. Ed Hinman	B	Wichita State	170
16. John Luck	T	Georgia	183
17. David Tripett	T	Hillsdale (MI)	194
18. Clarence Cook	E	Nebraska	207

19. Bill Zuhowski	T	Arizona State	218
20. Byron Beams	T	Notre Dame	231
21. Pat Pinkston	E	UCLA	242
22. Paige Cothern	B	Mississippi	255
23. Dalva Allen	B	Houston	266
24. Darryl Rogers	B	Fresno State	279
25. Jimmy Orr	B	Georgia	290
26. Dick Blakely	B	Minnesota	303
27. Clancy Osborne	E	Arizona State	314
28. Bob Gudath	E	Compton J.C.	327
29. Dean Maas	C	Minnesota	338
30. Lee Williams	B	Ohio State	351

## 1956

November 29, 1955 (Rounds 1-3)

January 17, 1956 (Rounds 4-30)

Rd. Player	Pos.	College	Sel. #
1. (A) Joe Marconi	B	West Virginia	5
from New York Giants			
1. (B) Charlie Horton	B	Vanderbilt	10
2. (A) Leon Clarke	E	USC	19
from Detroit			
2. (B) Hugh Pitts	C/B	TCU	22
3. (A) A.D. Williams	DE	Pacific	31
from Green Bay			
3. (B) John Marshall	B	SMU	34
4. (A) Willie Berzinski	B	Wisconsin-LaCrosse	45
from Washington			
4. (B) Jim Carmichael	E	California	47
5. (A) Jim Freeman	E	Iowa	50
5. (B) Herb Nakken	B	Utah	52
from Chicago Cardinals			
5. (C) Jesse Whittenton	B	Texas Western	59
6. Eddie Vincent	B	Louisiana	71
7. Jack Morris	B	Oregon	83
8. George Boyer	LB	Florida State	95
9. Maury Woolford	T	Louisville	107
10. Charlie Sticka	B	Trinity (CT)	119
11. Jim Decker	B	UCLA	131
12. Em Lindbeck	B	Illinois	143
13. Mike Norcia	B	Kent State	155
14. Tom Runnels	B	North Texas State	167
15. Dick Shatto	B	Kentucky	179
16. Arnie Peller	E	Washington State	191
17. Jack Butler	T	Kentucky	203
18. Jack Klotz	T	Widener	215
19. Charlie Dees	T	McNeese State	227
20. John Coyne	T	Westchester (PA)	239
21. Milton Robichaux	E	Trinity (TX)	251
22. Dick Fouts	E	Missouri	263
23. Al Paulson	B	Washington State	275
24. Sam Williams	DE	Michigan State	287
25. Glen Tunning	G	Pittsburgh	299
26. Hardiman Cureton	T	UCLA	311
27. Roger Seisel	T	Miami (OH)	323
28. John Morrow	T	Michigan	335
29. Mickey Bates	B	Illinois	347
30. Dick Kackmeister	C	Central Michigan	358

## 1955

January 27-28

Rd. Player	Pos.	College	Sel. #
1. Larry Morris	C	Georgia Tech	6
2. (A) Ron Waller	B	Maryland	14
2. (B) Bob Long	B	UCLA	17
from Pittsburgh			
2. (C) Cecil (Corky) Taylor	B	Kansas State	18
2. (D) Sid Fournet	T	LSU	19
from New York Giants			
3. Choice to New York Giants			
4. (A) Tom Feamster	E	Florida State	39
4. (B) Ed Fouch	T	USC	42
5. Ed Kelley	B	Texas	54
6. Corky Tharp	B	Alabama	66
7. Frank Clayton	B	USC	78
8. Billy Teas	B	Georgia Tech	90
9. John Witte	T	Oregon State	102
10. (A) Jesse Arnelle	E	Penn State	111
from Baltimore			
10. (B) Claude Harland	E	Texas Tech	114
11. Joe Ray	T	UCLA	126
12. Jim Hanifan	E	California	138
13. Dave Parkinson	B	Texas	150
14. George Elliott	B	NE Oklahoma	162
15. Robert Hoerning	B	St. Norbert	174
16. Charles Coates	T	Tulane	186
17. Gene Mitchem	E	Arizona State	198
18. Clyde Sweeney	T	West Virginia	210
19. John Davis	E	Miles (AL)	222
20. Jack Muldowney	T	Dayton	234
21. Jerry Cvengros	T	Wisconsin	246

22. Ken Elmore	T	Texas Tech	258
23. George Medved	T	Florida	270
24. Bill Andrews	B	Trinity (TX)	282
25. Ralph Cook	T	Ball State	294
26. Lou Hallow	C	Wake Forest	306
27. Bruce Nevitt	C	Washington State	318
28. Jim Hoffman	B	Cincinnati	342
29. Bob Howe	B	Cincinnati	342
30. K.C. Jones	E	San Francisco	354

## 1954

January 28

Rd. Player	Pos.	College	Sel. #
1. Ed Beatty	C	Mississippi	9
2. Maurice Gillioz	T	Houston	21
3. (A) Jim Kincaid	B	South Carolina	28
3. (B) Tom Nickloff	E	USC	31
3. (C) Henry Hair	E	Georgia Tech	33
4. (A) Lester McClelland	T	Syracuse	42
4. (B) Norm Nygaard	B	San Diego State	45
5. (A) Charlie Allen	T	San Jose State	36
5. (B) Art Hauser	T	Xavier	57
6. Ken Panfil	T	Purdue	69
7. Charley Weeks	T	USC	81
8. George Black	E	Washington	93
9. Alex Bravo	B	Cal Poly-SLO	105
10. (A) Ed Hughes	B	Tulsa	116
10. (B) Joe Katchik	E	Notre Dame	111
11. Duane Wardlow	T	Washington	129
12. Jack Mautsby	T	North Carolina	141
13. Sam Hensley	E	Georgia Tech	153
14. Mitchell Johnson	B	Bishop (TX)	165
15. Ed Elliott	B	Richmond	177
16. Roger Frey	C	Georgia Tech	189
17. Ed Wilhelm	C	Houston	201
18. Stan Sheriff	G	Cal Poly-SLO	213
19. Frank Givens	T	Georgia Tech	225
20. Bob Dougherty	T	Cincinnati	237
21. Jerry Cooper	T	West Virginia	249
22. Ray Pacer	T	Purdue	261
23. Don Marks	B	California	273
24. Ed Brookman	T	West Virginia	285
25. Dick Miller	B	Baldwin-Wallace	297
26. Glen Holtzman	T	North Texas State	309
27. Entee Shine	E	Notre Dame	321
28. Dick Mann	B	Case Western Reserve	333
29. Dick Dietrick	E	Pittsburgh	345
30. Frank Metzke	E	Marquette	357

## 1953

January 22

Rd. Player	Pos.	College	Sel. #
1. (A) Donn Moomaw	LB	UCLA	9
1. (B) Ed Barker	E	Washington State	12
2. Rudy Bukich	B	USC	24
3. Bob Fry	T	Kentucky	36
4. Willie Roberts	E	Tulsa	48
5. Tom Scott	E	Virginia	60
6. (A) Paul Miller	T	LSU	64
6. (B) Howie Wainwright	B	Tulsa	72
7. Bobby Reynolds	B	Nebraska	84
8. Bob Morgan	T	Maryland	96
9. Brad Myers	B	Bucknell	108
10. Mick Lakos	B	Vanderbilt	120
11. Jim Bailley	B	Miami (OH)	120
12. Chuck Doud	G	UCLA	144
13. Andy Matto	T	Cincinnati	156
14. Frank James	G	Houston	168
15. Tom Carroll	B	Oklahoma	180
16. Ben DeLoe	T	Mississippi State	192
17. Harland Svare	E	Washington State	204
18. Lew Jones	T	Wabash (IN)	216
19. Jack Ellena	T	UCLA	228
20. Bob Morford	T	College of Idaho	240
21. Dick Gordon	T	Toledo	252
22. George Porter	T	SW Texas State	264
23. Larry Willoughby	B	Fresno State	276
24. Marlow Gudmundson	B	North Dakota State	288
25. Ed Clemens	C	Dayton	300
26. Louie Yourkowski	T	Washington	312
27. Lou Welsch	C	USC	324
28. Jim Murray	T	Montana	336
29. Ray Lewis	E	Boise J.C.	348
30. Fritz Phren	B	College of the Ozarks	359

## 1952

January 17

Rd. Player	Pos.	College	Sel. #
1. (A) Bill Wade	B	Vanderbilt	1
1. (B) Bob Carey	E	Michigan State	12
2. Bob Griffin	T	Arkansas	24
3. Dewey McConnell	E	Wyoming	36
4. (A) Ken Casner	T	Baylor	39
4. (B) Tom Casner	T	Chicago Cardinals	39
5. (B) Vinny (Skeet) Quinlan	B	San Diego State	48
6. Gordon Polofsky	B	Tennessee	60
6. (A) Duane Putnam	G	Pacific	65
6. (B) Jerrell Price	T	Texas Tech	72
7. Burt Delevan	T	Pacific	84
8. Tom McCormick	B	Pacific	96
9. Byron Townsend	B	Texas	108
10. Luke Welch	T	Baylor	120
11. Sam Baker	B	Oregon State	132
12. Jake Roberts	B	Tulsa	144
13. Aubrey (Red) Phillips	C	Texas Tech	156
14. Joe Moss	T	Maryland	168
15. Bill Hegarty	T	Villanova	180
16. Bob Hooks	E	USC	192
17. John Griggs	C	Kentucky	204
18. Bob Dees	T	SW Missouri State	216
19. Harry Geldien	B	Wyoming	228
20. Ed Weber	B	William & Mary	240
21. Art Preston	B	San Diego State	252
22. Joe Pahr	B	Valparaiso	264
23. Choice to Cleveland			
24. Rich Kelnhofer	G	St. Ambrose (IA)	288
25. Len Teeuws	T	Tulane	300
26. Frank Fuller	T	Kentucky	312
27. Hugh Meyer	C	Texas A&M	324
28. Granville Hart	B	Southern Mississippi	336
29. Gerry Perry	T	California	348

## 1951

January 18-19

Rd. Player	Pos.	College	Sel. #
1. Bud McFadin	G	Texas	10
2. Herb Rich	B	Vanderbilt	23
3. Charley Toogood	B	Nebraska	34
4. George Kinek	B	Tulane	46
5. Tony Momsen	C	Michigan	59
6. Norb Becker	E	Baldwin-Wallace	70
7. Alan Egler	B	Colgate	82
8. Hugo Primiani	T	Boston University	95
9. Nolan Lang	B	Oklahoma	106
10. Roland Kirby	B	Washington	118
11. John Natyshak	B	Tampa	131
12. Don Hardey	B	Pacific	142
13. Joe Reid	C	LSU	154
14. Rob McCoy	B	Georgia Tech	167
15. Odie Posey	B	Southern	178
16. Bill Robertson	E	Memphis State	190
17. Hal Riley	E	Baylor	203
18. Dick Dougherty	G	Oregon	214
19. Andy Robustelli	E	Arnold (CT)	226
20. Jim Nutter	E	Wichita State	239
21. Earl Stelle	B	Oregon	250
22. Billy Baggett	B	LSU	262
23. Dean Thomas	T	Michigan State	275
24. Harry Abeltin	T	Colgate	286
25. Jackie Calvert	T	Clemson	298
26. Howie Ruetz	T	Loras (IA)	311
27. Al Brosky	T	Illinois	322
28. Sterling Wingo	B	Georgia Tech	334
29. Earl Jackson	B	Texas Tech	347
30. Alvin Hanley	B	Kentucky State	358

## 1950

January 21-22

Rd. Player	Pos.	College	Sel. #
1. (A) Ralph Pasquariello	B	Villanova	8
1. (B) Stan West	G	Oklahoma	11
2. Bob Fuchs	G	Missouri	24
3. Don Murray	T	Penn State	27
4. Ben Proctor	E	Texas	50
5. Dick McKissack	B	SMU	63
6. Orville Langrell	T	Oklahoma City	76
7. Cliff Coggin	E	Southern Mississippi	89
8. Woodley Lewis	B	Oregon	102
9. Les Cowan	E	McMurry State (TX)	115
10. Jay Van Noy	B	Utah State	128
11. (A) Jay Roundy	B	USC	136
11. (B) Jay Roundy	B	from New York Giants	136

11. (B) Fred Stuvek	G	West Virginia	141
12. John Lunney	G	Arkansas	154
13. Tom Winkler	B	College of Idaho	167
14. Bill Trautwein	T	Ohio State	180
15. Dave Stephensoon	C	West Virginia	193
16. Jim Maloney	E	Fordham	205
17. Harry Haugold	T	Rensselaer (NY)	219
18. Bobby Collier	T	SMU	232
19. John Smith	E	Arizona	245
20. Bill Young	B	Hillsdale (MI)	258
21. Bill Klein	E	Hanover (IN)	271
22. Doug Barber	B	Dakota Wesleyan	284
23. Jim Bird	T	USC	297
24. Joe Joiner	E	Austin (TX)	310
25. Dan (Deacon) Towler	B	Washington Jefferson	323
26. Otto Haldy	T	Mankato State	336
27. Hal Kilman	T	TCU	349
28. Junior Morgan	E	San Jose State	362
29. Bob Hack	E	Pacific	375
30. Bill Lange	G	Dayton	388

**1949**

December 21

Rd. Player	Pos.	College	Sel. #
1. Bobby Thomason	B	Virginia Military	7
2. George Sims	B	Baylor	17
3. Jim Winkler	T	Texas A&M	27
4. Norm Van Brocklin	QB	Oregon	37
5. Earl (Dixie) Howell	B	Mississippi	47
6. Charles Reynolds	B	Texas Tech	57
7. (A) Jerry Williams	B	Washington State	63
from Green Bay			
7. (B) Jon Baker	G	California	67
8. John Waldrum	G	Sul Ross (TX)	77
9. Johnny Smith	E	Arizona	87
10. (A) George Buksar	B	Purdue	94
from Green Bay			
10. (B) Max Minnich	B	Bowling Green	97
11. Jim Cozad	T	Iowa	107
12. Bill Renna	G	Santa Clara	117
13. Paul Barry	B	Tulsa	127
14. Ed Carmichael	T	Oregon State	137
15. J.C. Dodd	B	Sul Ross (TX)	147
16. Joe Morgan	G	Southern Mississippi	157
17. Dick Sheffield	E	Tulane	167
18. Hillary Chollet	B	Cornell	177
19. Joe Leonard	T	Virginia	187
20. Lloyd Eisenberg	T	Duke	197
21. George Teufel	B	Lock Haven (PA)	207
22. Ed Hamilton	E	Arkansas	217
23. Walt Kersulis	E	Illinois	227
24. Fred Klemenok	B	San Francisco	237
25. Clay Matthews	T	Georgia Tech	247

**1948**

December 19, 1947

Rd. Player	Pos.	College	Sel. #
1. Choice to Detroit			
2. Tom Keane	B	West Virginia	18
3. Bruce Bailey	B	Virginia	30
4. George Grimes	B	Virginia	40
5. (A) Gene Ruzskowski	T	Ohio University	49
from Boston			
5. (B) Noel Cudd	T	West Texas State	50
6. Bob Walker	B	Colorado Mines	60
7. Mike Graham	B	Cincinnati	70
8. Glenn Johnson	T	Arizona State	80
9. Johnny Zisch	E	Colorado	90
10. Alberton (Pinky) Pfleger	T	Stanford	100
11. Bob Heck	E	Purdue	110
12. Bill Schroll	B	LSU	120
13. Bob Dement	T	Southern Mississippi	130
14. Charley Schoenherr	B	Wheaton	140
15. Larry Brink	E	Northern Illinois	150
16. Bill (Zeke) O'Conner	G	Notre Dame	160
17. Bill Nelson	B	Montana State	170
18. Jim Rees	T	North Carolina State	180
19. Ray Borneman	B	Texas	190
20. Ray Yagiello	T	Catawba	200
21. John Pesek	E	Nebraska	210
22. Charlie DeAutremont	B	Southern Oregon	220
23. Bob Levenhagen	G	Washington	230
24. Leon Cooper	B	Albright	240
25. Jim Ward	B	Oklahoma City	250
26. Ken Sinofsky	G	Nevada-Reno	260
27. Bobby Jack Stuart	B	Army	270
28. Hilliard (Junior) Crum	E	Arizona	280
29. Tony Kunkiewicz	B	Trinity (CT)	288
30. Bill Taylor	E	Rice	295

**1947**

December 16, 1946

Rd. Player	Pos.	College	Sel. #
1. Herman Wedemeyer	B	St. Mary's (CA)	8
2. Don Paul	C	UCLA	20
3. Gordon Gray	B	UCLA	32
4. Paul Evenson	T	Oregon State	52
5. Bill Smyth	C	Oregon State	62
6. Bill McGovern	C	Washington	62
7. Max Parton	B	Tennessee	72
8. Carl Samuelson	T	Nebraska	82
9. Russ Steger	B	Illinois	92
10. Dante Lavelli	E	Ohio State	102
11. Mike Dimitro	G	UCLA	112
12. John Kissell	T	Boston College	122
13. George Fuchs	B	Wisconsin	132
14. Ralph Chubb	B	Michigan	142
15. Don Hardy	E	USC	152
16. Ed Champagne	T	LSU	162
17. Jimmy Dewar	B	Indiana	172
18. Bernie Rieges	B	UCLA	182
19. Leon McCloughlin	C	UCLA	192
20. Chuck Elliott	T	Oregon	202
21. Lou Levant	T	Illinois	212
22. J.D. Cheek	T	Oklahoma A&M	222
23. Bob Dal Porto	B	California	232
24. Gene Standefer	B	Texas Tech	242
25. Bob David	B	Villanova	252
26. Jim Hunnicutt	B	South Carolina	262
27. John Comer	B	Holy Cross	272
28. Hal Dean	G	Ohio State	282
29. James Atwell	B	South Carolina	290
30. Bob Prymiski	G	Illinois	298

**1946**

January 14

Rd. Player	Pos.	College	Sel. #
1. Emil Sitko	B	Notre Dame	10
2. Don Samuel	B	Oregon State	20
3. Don Paul	C	UCLA	30
4. Newell Ostreich	B	California	40
5. Lafayette King	E	Georgia	50
6. Joe Whisler	B	Ohio State	60
7. Mike Schumchyk	G	Arkansas	70
8. Joe Signajo	G	Notre Dame	80
9. Tom Phillips	B	Ohio State	90
10. Ted Strojny	T	Holy Cross	100
11. George Strohmeier	C	Notre Dame	110
12. Bob Palladino	B	Notre Dame	120
13. Dick Lorenz	E	Oregon State	130
14. Larry Bouley	B	Georgia	140
15. Gasper Urban	G	Notre Dame	150
16. Bob Wise	G	Colorado	160
17. Jerry Ford	E	Notre Dame	170
18. Rob Albrecht	B	Marquette	180
19. Cliff Lewis	B	Duke	190
20. Bob Richardson	T	Marquette	200
21. Derald Lebow	B	Oklahoma	210
22. Bill Lippincott	B	Washington State	220
23. Kay Jamison	E	Florida	230
24. D.J. Gambrell	C	Alabama	240
25. Joe Ben Dickey	B	Colorado	250
26. Mart Grbovaz	E	San Francisco	260
27. Jay Perrin	T	USC	270
28. Frank Plant	C	Georgia	280
29. Dale Cowan	T	Kansas State	290
30. John West	B	Oklahoma	300

**1945**

April 8

Rd. Player	Pos.	College	Sel. #
1. (A) Eloy (Crazykiss) Hirsch	B	Wisconsin	5
1. (B) Milan Lazetic	T	Michigan	15
2. (A) W.G. Wooten	E	Oklahoma	21
2. (B) Jack Zilly	E	Notre Dame	32
3. Roger Harding	C	California	37
4. Jerry Cowhig	B	Notre Dame	46
5. Fred Negus	C	Wisconsin	59
6. Johnny August	B	Alabama	70
7. Dick Huffman	T	Tennessee	81
8. Vern Walters	B	Alma	92
9. Tom Fears	E	UCLA	103
10. Joe Winkler	C	Purdue	114
11. Jack Aland	T	Alabama	125
12. Chuck Uknes	B	Iowa	136
13. Bill Lund	B	Case Western Reserve	147
14. Bob Barton	E	Holy Cross	158
15. Dick Hoerner	B	Iowa	169
16. Lee Kennon	T	Oklahoma	180
17. Eagle Matalich	B	Mississippi State	191
18. Bill Griffin	T	Kentucky	202

HISTORY

19. Leroy Erickson	B	Oregon	213
20. Ray Evans	T	UTEP	224
21. Luke Higgins	T	Notre Dame	235
22. Stan Nowak	E	South Carolina	248
23. Gene Knopkne	G	Villanova	257
24. Ray Florek	B	Illinois	266
25. Russ Perry	B	Wake Forest	279
26. Pat West	B	USC	290
27. Bill Davis	B	Oregon	301
28. Charley Compton	T	Alabama	312
29. Did not draft			
30. Did not draft			

## 1944

April 19

Rd. Player	Pos.	College	Sel. #
1. Tony Butkovich	B	Illinois	11
2. Gill Bouley	T	Boston College	26
3. Bob Waterfield	B	UCLA	42
4. Al Akins	B	Washington State	53
5. George Cheverko	B	Fordham	64
6. Stan Stasica	B	South Carolina	75
7. Fred Boensch	T	Stanford	86
8. Bob Shaw	E	Ohio State	97
9. Joe Andrejco	B	Fordham	108
10. Pat Filley	G	Notre Dame	119
11. Bob Erickson	B	Washington	130
12. Mal Maceau	C	Marquette	141
13. Frank (Bud) Hubbell	E	Tennessee	152
14. John Aguirre	T	USC	163
15. Aubrey Clayton	B	Auburn	174
16. Ziggy Zamlynski	B	Villanova	185
17. Bob McBride	C	Notre Dame	196
18. Joe Yackanich	T	Fordham	207
19. John Creevey	B	Notre Dame	218
20. David Paul Jones	B	Arkansas	229
21. Jim Pharr	C	Auburn	240
22. Joe Warlick	B	Mississippi State	251
23. Bart Gianelli	G	Santa Clara	262
24. Charley Kuhn	B	Kentucky	273
25. Jim Smith	T	Colorado	284
26. Ray Donelli	B	Duquesne	295
27. John Hughes	E	Mississippi State	306
28. Dick McPhee	B	Georgia	317
29. Jim McLeod	E	LSU	328
30. San Kudlacz	C	Notre Dame	329

## 1943

April 8

Rd. Player	Pos.	College	Sel. #
1. Mike Holovak	B	Boston College	5
2. (A) Tom Farmer	B	Iowa	15
3. (A) Fred Naumetz	C	Boston College	20
4. (A) Chuck Taylor	G	Stanford	30
5. (A) Clyde Johnson	B	Ohio State	35
6. Les Horvath	B	Texas A&M	55
7. Bill Henderson	E	Iowa	65
8. Bill Parker	E	Jawah	65
9. Al Solari	B	UCLA	75
10. Homer Simmons	T	Oklahoma	86
9. Tom Roblin	B	Oregon	95
10. Bill Vickroy	C	Ohio State	105
11. Tom Alberghini	G	Holy Cross	115
12. Sam Sharp	E	Alabama	125
13. Dick Kieppe	B	Michigan State	135
14. Cullen Rogers	B	Texas A&M	145
15. Walt Ruark	G	Georgia	155
16. Bert Davis	C	Utah	165
17. Jay Fidler	T	Brown	175
18. Carl Falk	T	Washington	185
19. Tom Coll	E	St. Mary's (CA)	195
20. Mark McCorkle	B	Washington	205
21. Ed Moshofsky	T	Oregon	215
22. Hal Adams	B	Missouri	225
23. Jim Shepard	E	Oregon	235
24. Jack Stetler	B	Pittsburgh	245
25. Jeff Davis	C	Missouri	255
26. Steve Pritko	E	Villanova	265
27. Floyd Konetsky	G	Florida	275
28. Willie Miller	G	LSU	285
29. Did not draft			
30. Did not draft			

## 1942

December 22, 1941

Rd. Player	Pos.	College	Sel. #
1. (A) Jack Wilson	B	Baylor	2
2. (A) Jack Jacobs	B	Oklahoma	12
2. (A) Roger Eason	T	Oklahoma	17
2. (B) Len Levy	G	Minnesota	27
3. Orville Matthews	B	Oklahoma	32

4. Mike Sweeney	E	Texas	42
5. Italo Rossi	T	Purdue	52
6. Bob Brumley	B	Rice	62
7. Hubert Ulrich	E	Kansas	72
8. Bob deLauer	T	USC	82
9. Ben Hightower	E	Sam Houston State	92
10. Walt Zhirinsky	B	Lafayette	102
11. Ray Bradford	E	Santa Clara	112
12. Tom Greene	T	Georgia	122
13. Ike Peel	B	Tennessee	132
14. Glenn Henicle	G	Tulsa	142
15. Don Clawson	B	Northwestern	152
16. Jack Graf	B	Ohio State	162
17. Bill Regner	E	Oregon	172
18. Gene Conley	T	Washington	182
19. Did not draft			
20. Did not draft			

## 1941

December 10, 1940

Rd. Player	Pos.	College	Sel. #
1. Rudy Mucha	C	Washington	4
2. Marshall Shires	T	Tennessee	14
3. Jay MacDowell	E	Washington	19
4. Walt Luthier	B	Nebraska	29
5. Chet Haliska	B	Oregon	34
6. Jim Kisselburgh	B	Oregon State	44
7. Ray Prochaska	E	Nebraska	54
8. Tony Gallowich	B	Wake Forest	64
9. Milt Simington	G	Arkansas	74
10. John Pendergast	C	Wake Forest	84
11. Nick Drahos	T	Cornell	94
12. Harold Panches	G	Colorado	104
13. Bill McMurray	E	Murray State	114
14. Bill Elmore	B	California	124
15. Warren Desmore	C	Toledo	134
16. Gordon Wilson	G	UTEP	144
17. Kirk Hershey	E	Cornell	154
18. Cobbie Lee	E	Murray State	164
19. Harold Hursh	B	Indiana	174
20. Leo Barnes	T	LSU	184

## 1940

December 9, 1939

Rd. Player	Pos.	College	Sel. #
1. Olie Cordill	B	Rice	5
2. Merl Condit	B	Carnegie-Mellon	15
3. Johnny Haman	C	Northwestern	25
4. Bob Wood	T	Alabama	35
5. Park Myers	T	Texas	45
6. Ken Heineman	E	Texas Mines	55
7. Bob Nowaskey	B	George Washington	65
8. Bob Anahou	E	Santa Clara	75
9. Wilfrid Thorpe	G	Arkansas	85
10. Herb Smith	B	St. Mary's (CA)	95
11. Boyd Clay	T	Tennessee	105
12. Jim Goolsby	C	Mississippi State	115
13. Jack (Shag) Gregory	T	Tenn.-Chattanooga	125
14. Pete Bogden	E	Utah	135
15. Owen Goodnight	B	Hardin-Simmons	145
16. Morris Kohler	B	Oregon State	155
17. Jack Nix	B	Mississippi State	165
18. Ralph Stevenson	G	Oklahoma State	175
19. Dante Magnani	B	St. Mary's (CA)	185
20. Luke Lincoln	T	Kentucky	195

## 1939

December 9, 1938

Rd. Player	Pos.	College	Sel. #
1. Parker Hall	B	Mississippi	3
2. Gaylon Smith	B	Southwestern	13
3. Elmer Tarbox	B	Texas Tech	23
4. Wally Garard	T	St. Mary's (CA)	33
5. Eddie Gallo	T	LSU	43
6. Bernie McGarry	T	Utah	53
7. Gerry Dowd	C	St. Mary's (CA)	63
8. Warren (Bronco) Brunner	B	Tulane	73
9. Lew Bostick	G	Alabama	83
10. Frank Petrick	E	Indiana	93
11. Sid Roth	G	Cornell	103
12. Chet Adams	T	Ohio University	113
13. Joel Hitt	C	Mississippi College	123
14. John Ryland	C	UCLA	133
15. Ben Friend	T	LSU	143
16. Gordon Reupke	B	Iowa State	153
17. Mike Perrie	B	St. Mary's (CA)	163
18. Alex Atty	G	West Virginia	173
19. Bill Lane	B	Bucknell	183
20. Paul Graham	B	Indiana	193
20. Luke Lincoln	T	Kentucky	195

## 1938

December 12, 1937

Rd.	Player	Pos.	College	Sel. #
1.	(A) Gorbett Davis	B	Indiana	1
1.	(B) Jim Benton	E	Arkansas	11
2.	(A) Joe Routt	G	Texas A&M	15
2.	(B) Vic Markov	T	Washington	26
3.	Ed Franco	G	Fordham	31
4.	Ray Hamilton	G	Arkansas	41
5.	Marcel (Red) Chesbro	G	Colgate	51
6.	Walt (Tiger) Mayberry	B	Florida	61
7.	Chuck Ream	E	Ohio State	71
8.	Joe Maras	T	Duquesne	81
9.	Al Hoptowitz	T	Washington State	91
10.	Vic Spadaccini	B	Minnesota	101

## 1937

December 12, 1936

Rd.	Player	Pos.	College	Sel. #
1.	Johnny (Zero) Drake	B	Purdue	10
2.	Jules Alphonse	B	Michigan	20
3.	Bobby LaRue	B	Pittsburgh	30
4.	John Wiatak	C	Washington	40
5.	Inwood Smith	G	Ohio State	50
6.	Chris Del Sasso	T	Indiana	60
7.	Norm Shoen	B	Baldwin-Wallace	70
8.	Herr Schmarr	E	Catholic	80
9.	Ray Johnson	B	Denver	90
10.	Solon Holt	G	TCU	100



TE Dominique Byrd was a third-round draft selection (93rd overall) out of USC by the Rams in the 2006 NFL Draft. Byrd caught two passes in his five games as a rookie, with his first career reception coming on the 27-yard touchdown shown above in Week 16 vs. Washington on December 24.

# ALL-TIME ROSTER



## ASSISTANT COACHES

Allen, George, 1957  
 Aliotti, Nick, 1995-97  
 Alisman, Ed, 1974-75  
 Andersen, Foster, 1978  
 April, Bobby, 2001-03  
 Austin, Bill, 1965  
 Babich, Bob, 2003  
 Baker, Bob, 1983-84  
 Baker, Brian, 2006-  
 Baker, Joe, 2006  
 Banks, Charles, 2005  
 Battles, Bill, 1953-54  
 Bennett, Leeman, 1973-76  
 Benton, John, 2004-05  
 Bettis, Tom, 1991  
 Boudreau, Paul, 2006-  
 Brooks, Larry, 1983-90  
 Brooks, Rich, 1971-72  
 Brown, Steve, 1995-00  
 Bunting, John, 1997-99  
 Byrd, Gill, 2004-05  
 Campbell, Marion, 1967-68  
 Carson, Bud, 1978-81; 1997; 2000  
 Catlin, Tom, 1966-77  
 Chaney, Jim, 2006-  
 Clausen, Chris, 1992-2005  
 Coley, Max, 1978  
 Coury, Dick, 1986-90; 1997-99  
 Cox, Mike, 2007-  
 Cromwell, Nolan, 1991  
 Crow, Lindon, 1963  
 David, Jim, 1960-62  
 Dixon, Hewitt, 1980-81  
 Doll, Don, 1965  
 Dowler, Boyd, 1970  
 Downing, Todd, 2006-  
 Durden, Earnel, 1971-72  
 Dyer, George, 1992-94  
 Ellard, Henry, 2001-  
 Erber, Lew, 1985-86  
 Erkenbeck, Jim, 1992-94  
 Evans, Clyde, 1978-82  
 Fairchild, Steve, 2003-05  
 Falks, Frank, 2003-05  
 Faulkner, Jack, 1955-59, 1973-79  
 Fears, Tom, 1960-61  
 Fewell, Perry, 2003-04  
 Fisher, Jeff, 1991  
 Gaines, Greg, 1993-94  
 Gansz, Frank, 1997-99  
 Garrett, Judd, 2006-  
 Giemont, Garrett, 1990-91  
 Gigantino, Artie, 1987-90  
 Giunta, Peter, 1997-2000  
 Goode, Kerry, 1997-98  
 Goux, Marv, 1983-91  
 Gray, Michael, 1996  
 Greatwood, Steve, 1995-96  
 Hadl, John, 1982

Hairston, Carl, 1997-2000  
 Hall, Sid, 1971-72  
 Haluchak, Mike, 2000-02  
 Hanifan, Jim, 1997-2003  
 Hanson, Randy, 2006  
 Harris, Chick, 1992-94  
 Haskell, Gil, 1983-91  
 Haslett, Jim, 2006-  
 Hein, Mel, 1950  
 Heinrich, Don, 1963-64  
 Hickey, Howard (Red), 1950-54  
 Hickman, Bill, 1978-80  
 Horton, Jeff, 2006-  
 Houck, Hudson, 1983-91  
 Howard, Todd, 1998-99  
 Jackson, Bobby, 2000-02  
 Jackson, Milt, 1992-93  
 Jones, Ronnie, 1991  
 Knox, Chuck Jr., 1993-94  
 Kollar, Bill, 2001-2005  
 Lanham, Paul, 1978-82  
 Lauterbur, Frank, 1978-81  
 LeDuc, Dana, 1999-  
 Levy, Marv, 1970  
 Ligashesky, Bob, 2005-06  
 Lindskog, Vic, 1960-62  
 Madro, Joe, 1955-59  
 Mainord, Carlos, 2002  
 Malavasi, Ray, 1973-78  
 Marchibroda, Ted, 1966-70  
 Marmie, Larry, 2004-05  
 Martz, Mike, 1992-96, 1999  
 Matsko, John, 1999-2005  
 McKittrick, Bobb, 1971-72  
 McLaughlin, Leon, 1971-72  
 Meeks, Ron, 2001  
 Meyer, Ken, 1973-76  
 Milus, Ron, 2006-  
 Montgomery, Wilbert, 1997-2005  
 Moore, Steve, 1994  
 Moses, Wayne, 2006-  
 Murphy, Keith, 2007-  
 Nussmeier, Doug, 2006-  
 Olson, Greg, 2006-  
 Pasquale, Larry, 2000  
 Patera, Jack, 1963-66  
 Patera, Herb, 1980-82  
 Paul, Don, 1959-61  
 Penaranda, Jairo, 1990  
 Perry, Rod, 1992-94  
 Pitts, Elijah, 1974-77  
 Pollard, Don (Deek), 1995-96  
 Pool, Hampton, 1950-54, 1960-62  
 Prochaska, Ray, 1966-70, 1973-77  
 Radakovich, Dan, 1979-81, 1995  
 Ramsdell, John, 1995-2005  
 Rapp, Vic, 1984  
 Raye, Jimmy, 1983-84, 1991  
 Reilly, Jack, 1995-96

Rhyme, Jerry, 1997-99  
 Richards, Ray, 1951-52  
 Ringo, Jim, 1982  
 Roberts, Al, 2007-  
 Robinson, Willy, 2006-  
 Roland, Johnny, 1995-96  
 Roll, Brad, 2006-  
 Rymkus, Lou, 1958  
 Sauer, John, 1953-54  
 Saunders, Al, 1999-2000  
 Schnellker, Bob, 1963-65  
 Schnellberger, Howard, 1966-69  
 Schottenheimer, Kurt, 2005  
 Schwenk, Vic, 1964-65  
 Selcer, Dick, 1992-96  
 Sevier, Wayne, 1994-95  
 Shafer, Steve, 1983-90  
 Shaw, Willie, 1995-96  
 Sheldon, Matt, 2001-05  
 Shelton, Clarence, 1991  
 Shurmur, Fritz, 1982-90  
 Simmons, Warren, 1994  
 Smith, Lovie, 2001-03  
 Snow, Jack, 1982  
 Snyder, Bob, 1946, 1948-49  
 Snyder, Bruce, 1983-86  
 Stephenson, Kay, 1977  
 Storm, Lowell, 1955-57  
 Stydahar, Joe, 1947-49  
 Stiles, Lynn, 1997-99  
 Stock, Mike, 2004  
 Sullivan, Joe, 1966-70  
 Summerall, Pat, 1963  
 Swiacki, Bill, 1958  
 Taylor, Lionel, 1977-81  
 Teerlinck, John, 1991  
 Thomas, Joe, 1955-56  
 Tippett, Howard, 1992-93, 2000  
 Tollner, Ted, 1992-93  
 Torgeson, LaVern, 1969-70, 1978-80  
 Trafton, George, 1946-49  
 Turner, Norval, 1985-90  
 Vechiarella, Jim, 1981-82  
 Venturi, Rick, 2006-  
 Vermeil, Dick, 1969, 1971-73  
 Vitt, Joe, 1992-94, 2004-05  
 Voris, Dick, 1954  
 Wagstaff, Jim, 1973-77  
 Waller, Charlie, 1978  
 Warhop, George, 1996-97  
 Waterfield, Bob, 1958  
 Weaver, Larrye, 1971-72  
 Weaver, Ralph, 1954  
 White, Ed, 1998  
 White, Mike, 1997-99  
 Whittingham, Fred, 1982-90  
 Wietcha, Ray, 1963-64  
 Zampese, Ernie, 1987-93  
 Zampese, Ken, 2000-02



Bud Carson, 1978-'81; '97; 2000



Elijah Pitts, 1974-77



Jack Snow, 1982

## PLAYERS

(active at any time on regular-season roster)

NAME, (POSITION) COLLEGE .....#.....RAM YEARS

### A

Adams, Chester, (T) Ohio.....34.....1939-42
Adams, John, (TE) Cal-State Los Angeles.....87.....1963
Adeyanju, Victor, (DE) Indiana.....94.....2006
Agajanian, Ben, (K) New Mexico.....33.....1953
Agler, Bob, (RB) Otterbein.....30.....1948-49
Agnew, Ray, (DT) North Carolina State.....99.....1998-2000
Ahanotu, Chidi, (DE) California.....72.....2001
Akbar, Hakim, (LB) Washington.....53.....2002
Alexander, Dan, (RB) Nebraska.....39.....2003
Alexander, Kermit, (DB) UCLA.....35.....1970-71
Alexander, Robert, (RB) West Virginia.....35.....1982-83
Alexis, Rich, (RB) Washington.....32.....2006
Alfonse, Julius, (RB) Minnesota.....5/29.....1937-38
Alford, Darnell, (G) Boston College.....72.....2004
Allen, Brian, (LB) Florida State.....51.....2001
Allen, David, (RB) Kansas State.....34.....2005
Allen, Duane, (E) Santa Ana J.C.....25.....1961-64
Allen, Taje, (CB) Texas.....20.....1997-2000
Alston, Jon, (LB) Stanford.....57.....2006
Andersen, Stanley, (T) Stanford.....39.....1940-41
Anderson, Bruce, (DE) Williamette.....79.....1966
Anderson, Dwight, (CB) South Dakota.....20.....2004, 05
Anderson, Willie, (WR) UCLA.....83.....1988-94
Andrews, George, (LB) Nebraska.....52.....1979-85
Angulo, Richard, (TE) Western New Mexico.....48.....2003
Anno, Sam, (LB) USC.....52.....1987
Archuleta, Adam, (S) Arizona State.....31.....2001-05
Armstrong, Graham, (T) John Carroll.....18/32.....1941, 45
Armstrong, Tyji, (TE) Mississippi.....89.....1998
Arnett, Jon, (RB) USC.....26.....1957-63
Arnold, Walt, (TE) New Mexico.....84.....1980-81
Ashe, Richard, (TE) Humboldt State.....87.....1990
Ashmore, Darryl, (T) Northwestern.....75/77.....1993-96
Atkins, Pervis, (RB) New Mexico State.....27.....1961-63
Atogwe, Oshiomogho, (S) Stanford.....21.....2005-06
Atty, Alexander, (G) West Virginia.....18.....1939
Aupui, David, (LB) BYU.....90.....1987
Ayi, Kole, (LB) Massachusetts.....54.....2001, 02

### B

Bacon, Coy, (DT) Jackson State.....79.....1968-72
Bagarus, Steve, (RB) Notre Dame.....0.....1947
Bailey, Johnny, (RB) Texas A&I.....21/20.....1994-95
Bailey, Robert, (CB) Miami (FL).....28.....1991-94
Bain, Bill, (G) USC.....62.....1979-85
Baker, Donnell, (WR) Southern (LA).....83.....1996
Baker, John, (DT) North Carolina College.....78/74.....1958-61
Baker, John, (P) North Texas State.....4.....2000-01
Baker, Terry, (QB/RB) Oregon State.....11/15.....1963-65
Baker, Tony, (RB) Oregon State.....35.....1973-74
Banks, Tony, (QB) Michigan State.....12.....1996-98
Banta, Jack, (RB) USC.....33.....1946-48
Barber, Mark, (RB) South Dakota State.....6.....1937
Barber, Mike, (TE) Louisiana Tech.....89/86.....1982-85
Barker, Bryan, (P) Santa Clara.....4.....2005
Barle, Louis, (QB) Minnesota-Duluth.....8.....1939
Barnes, Lionel, (DE) Northeast Louisiana.....92.....1999-2000
Barnett, Doug, (DE) Azusa Pacific.....96.....1982-83
Barr, Dave, (QB) California.....16.....1995
Barron, Alex, (T) Florida State.....70.....2005-06
Barry, Paul, (RB) Tulsa.....9.....1950-52
Bartell, Ron, (CB) Howard.....32/24.....2005-06
Bartkowski, Steve, (QB) California.....10.....1986
Bass, Dick, (RB) Pacific.....22.....1960-69
Battle, Ron, (TE) North Texas State.....81.....1981-82
Baty, Greg, (TE) Stanford.....84.....1987
Baughan, Maxie, (LB) Georgia Tech.....55.....1966-70
Beathard, Pete, (QB) USC.....12.....1972
Becker, Kurt, (G) Michigan.....79.....1989

NAME, (POSITION) COLLEGE .....#.....RAM YEARS

Belin, Chuck, (G) Wisconsin.....71.....1993-96
Bell, Greg, (RB) Notre Dame.....42.....1987-89
Benton, Jim, (E) Arkansas.....26/49.....1938-40, 42, 44-47
Berger, Mitch, (P) Colorado.....17.....2002
Bernard, David, (B) Mississippi.....22.....1942, 44-45
Berry, Connie Mack, (E) North Carolina State.....6.....1940
Berry, Lating, (CB) Oregon.....42.....1990
Bertelsen, Jim, (RB) Texas.....45.....1972-76
Bethune, George, (LB) Alabama.....68.....1989-90
Bettis, Jerome, (RB) Notre Dame.....36.....1993-95
Bettridge, John, (B) Ohio State.....6.....1937
Biasucci, Dean, (K) Western Carolina.....4.....1995
Bighead, Jack, (E) Pepperdine.....86.....1955
Bishop, Richard, (NT) Louisville.....65.....1983
Bleeker, Mel, (RB) USC.....34.....1947
Blevins, Darrius, (WR) Memphis.....83.....2000
Bly, Dre', (CB) North Carolina.....32.....1999-2002
Boeke, Jim, (T) Heidelberg.....78.....1960-63
Bolinger, Russ, (G) Long Beach State.....73.....1983-85
Bono, Steve, (QB) UCLA.....13.....1998
Boone, Robert (Jack), Elon..........1942
Borland, Kyle, (LB) Wisconsin.....91.....1987
Bostic, James, (RB) Auburn.....33.....1994
Bostic, Lewis, (G) Alabama.....25.....1939
Boudreaux, Frank, (DE) Northwestern.....70.....1993
Bouley, Gilbert, (T) Boston College.....42/66.....1945-50
Boutte, Marc, (DT) LSU.....96.....1992-93
Bowen, Matt, (S) Iowa.....27.....2000-01
Bowers, Bill, (DB) USC.....30.....1954
Boyd, Bob, (E) Loyola (CA).....80/82.....1950-57
Boykin, Deral, (S) Louisville.....21.....1993
Braatz, Tom, (E) Marquette.....83.....1958
Bracken, Don, (P) Michigan.....16.....1992-93
Bradshaw, Charlie, (T) Baylor.....79.....1958-60
Brady, Ed, (LB) Illinois.....90.....1984
Brady, Jeff, (LB) Kentucky.....95.....1993
Brady, Rickey, (TE) Oklahoma.....48.....1994
Brahm, Lawrence, (G) Temple.....59.....1942
Brake, Mike, (TE) Akron.....46.....2004
Brantley, Chris, (WR) Rutgers.....88.....1994
Bratkowski, Zeke, (QB) Georgia.....12.....1961-63
Bravo, Alex, (DB) Cal Poly-SLO.....21.....1957-58
Brazell, Carl, (QB) Baylor.....18.....1938
Breen, Gene, (LB) Virginia Tech.....53.....1967-68
Brice, Will, (P) Virginia.....10.....1997
Brigance, O.J., (LB) Rice.....57.....2001-02
Brink, Larry, (DE) Northern Illinois.....63/83.....1948-53
Brito, Gene, (DE) Loyola (LA).....80.....1959-60
Britt, Charley, (DB) Georgia.....17.....1960-63
Brock, Dieter, (QB) Jacksonville (AL) State.....5.....1985
Brooks, Ethan, (T) Williams College.....77.....1997-98
Brooks, Jamal, (LB) Hampton.....55.....2006
Brooks, Larry, (DT) Virginia State.....90.....1972-82
Brostek, Bern, (C) Washington.....61.....1990-97
Brown, Bob, (T) Nebraska.....76.....1969-70
Brown, Eddie, (S) Tennessee.....25.....1978-78
Brown, Fakhri, (CB) Grambling.....34.....2006
Brown, Fred, (LB) Miami (FL).....81.....1965
Brown, Jonathan, (DE) Tennessee.....93.....2001
Brown, Richard, (LB) San Diego State.....92.....1987, 89
Brown, Roger, (DT) Maryland State.....78.....1967-69
Brown, Ron, (WR) Arizona State.....89/81.....1984-89, 91
Brown, Willie, (E/RB) USC.....42.....1964-65
Broyles, James, (G) Southwest Missouri State.....60.....2002
Bruce, Isaac, (WR) Memphis State.....80.....1994-2006
Brudzinski, Bob, (LB) Ohio State.....59.....1977-80
Brumbaugh, Carl, (QB) Ohio State.....8.....1937
Bruney, Fred, (DB) Ohio State.....38.....1958
Bryant, Cullen, (DB/RB) Colorado.....32.....1973-82, 87
Bryant, Tony, (DE) Florida State.....92.....2006
Buchanan, Richard, (WR) Northwestern.....89.....1993-94
Bucklew, Philip, (E) Xavier (OH).....22.....1937-38
Budka, Frank, (DB) Notre Dame.....45.....1964
Bukich, Rudy, (QB) USC.....10.....1953-56

NAME, (POSITION) COLLEGE	#	RAM YEARS
Bulger, Marc, (QB) West Virginia	10	2001-06
Bullard, Courtland, (LB) Ohio State	51	2002-03
Burke, Mike, (P) Miami (FL)	11	1974
Burley, Nick, (TE/RB) Fresno State	47	2004
Burman, George, (C/G) Northwestern	51	1967-70
Burmeister, Forrest, (T/G) Purdue	24	1937-38
Burrough, John, (DE) Wyoming	95	2002
Burroughs, Don, (DB) Colorado A&M	25	1955-59
Bush, Blair, (C) Washington	51	1992-94
Bush, Devin, (S) Florida State	23	1999-2000
Busich, Sam, (E) Ohio State	19	1937
Busick, Steve, (LB) USC	52	1986
Butcher, Paul, (LB) Wayne State	59	1989-92
Butler, Jerametrius, (CB) Kansas State	23	2001-06
Buzin, Rich, (T) Penn State	77	1971
Byrd, Dominique, (TE) USC	86	2006
Byrd, Mac, (LB) USC	23	1965

## C

Cahill, Dave, (DT) Northern Arizona	70	1967
Cain, Lynn, (RB) USC	31	1985
Calahan, Jeremy, (DT) Rice	90	2005
Camarillo, Rich, (P) Washington	3	1988
Campion, Pete, (T) North Dakota State	73	2002
Candidate, Trung, (RB) Arizona	24	2000-02
Cappelletti, John, (RB) Penn State	22	1974-78
Carey, Bob, (E) Michigan State	89/88	1952, 54, 56
Carney, John, (K) Notre Dame	18	1990
Carroll, Joe, (T) Notre Dame	63/70	1962-68, 71
Carpenter, Dwayne, (S) North Carolina A&T	27	2005-06
Carpenter, Rob, (RB) Miami (OH)	38	1986
Carpenter, Ron, (S) Miami (OH)	24	1998-99
Carrell, Duane, (P) Florida State	17	1975
Carson, Howard, (LB) Howard Payne	54	1981-83
Carter, Jerome, (S) Florida State	42	2005-06
Carter, Kevin, (DE) Florida	93	1995-2000
Carter, Pat, (TE) Florida State	88	1989-93, 95
Casey, Bernie, (WR) Bowling Green	25	1967-68
Cash, Rick, (DE) Northeast Missouri	89	1969-70
Casner, Ken, (T) Baylor	79	1952
Cason, Aveion, (WR/RB) Illinois State	82/27/26	2001, 04-05
Cason, Jim, (DB) LSU	41	1955-56
Castete, Jesse, (DB) McNeese State	23	1956-57
Celotto, Mario, (LB) USC	41	1981
Chadwick, Jeff, (WR) Grand Valley State	89	1992
Champagne, Ed, (T) LSU	86	1947-50
Chandler, Chris, (QB) Washington	17/12	1994, 2004
Chandler, Jeff, (K) Florida	4	2004
Chapple, Dave, (P) California-Santa Barbara	10	1972-74
Charles, Mike, (DT) Syracuse	79	1991
Chavous, Corey, (S) Vanderbilt	25	2006
Cherundolo, Charles, (C) Penn State	21/17	1937-39
Chesbro, Marcel (Red), (G) Colgate	35	1938
Childs, Henry, (TE) Kansas State	83	1981
Chillar, Brandon, (LB) UCLA	54	2004-05
Chuy, Don, (G) Clemson	62	1963-68
Clairborne, Chris, (LB) USC	55	2005
Clark, Al, (CB) Eastern Michigan	44	1972-75
Clark, Dan, (LB) San Jose State	94	1987
Clark, Greg, (LB) Arizona State	92	1990
Clark, Ken, (P) St. Mary's (CA)	13	1979
Clarke, Leon, (E) USC	84	1956-59
Clay, Boyd, (T) Tennessee	21/43	1940-42, 44
Clay, Hayward, (TE) Texas A&M	81	1996
Cleeland, Cameron, (TE) Washington	87	2003-04, 05
Clemons, Charlie, (LB) Georgia	56	1997-99
Coady, Rich, (S) Texas A&M	38/25	1999-2001, 03-04
Cockley, Dexter, (LB) Appalachian State	52	2005-06
Cobb, Bob, (DE) Arizona	97	1987
Cohen, Dustin, (LB) Miami (OH)	58/56	2000-01
Colella, Thomas, (RB) Canisius	34	1944-45
Collier, Bob, (T) SMU	27	1951
Collins, Brett, (LB) Washington	54	1993
Collins, Jerome, (TE) Notre Dame	48	2005

NAME, (POSITION) COLLEGE	#	RAM YEARS
Collins, Jim, (LB) Syracuse	50	1982-88
Collins, Kirk, (CB) Baylor	42	1982-83
Collins, Todd, (LB) Carson-Newman	54	1999-2000
Conkright, William (Red), (G) Colgate	37	1939-42, 44
Conlan, Shane, (LB) Penn State	56	1993-95
Conlee, Gerald, (C/G) St. Mary's (CA)	17	1938
Conwell, Ernie, (TE) Washington	45/84	1996-2002
Cook, Marv, (TE) Iowa	47	1995
Cooper, William (Bud), (RB) Penn State	2	1937
Corbo, Thomas, (G) Duquesne	19	1944
Cordileone, Lou, (LB) Clemson	51	1962
Cordill, Oliver, (RB) Rice	1	1940
Corn, Joe, (RB), no college	25	1948
Corral, Frank, (K/P) UCLA	3	1978-81
Cota, Chad, (S) Oregon	37	2002
Cothren, Paige, (K) Mississippi	36	1957-58
Covington, Scott, (QB) Miami (FL)	4	2002-03
Cowan, Charlie, (T) New Mexico Highlands	73	1961-75
Cowhig, Jerry, (RB) Notre Dame	9	1947-49
Cowlings, Al, (DE) USC	70	1975, 77
Cox, Aaron, (WR) Arizona State	84	1988-92
Cox, Tom, (C) USC	72	1987
Coyle, Ross, (DB) Oklahoma	43	1961
Crabb, Claude, (DB) Colorado	49	1966-68
Crawford, Keith, (DB/WR) Howard Payne	20	1996-97
Crews, Terry, (LB) Western Michigan	94	1991
Cromwell, Nolan, (S) Kansas	21	1977-87
Crooms, Chris, (S) Texas A&M	25	1992
Crosby, Clifton, (CB) Maryland	26	1999
Cross, Bobby, (T) Kilgore (TX) J.C.	73/57	1954-55
Cross, Irv, (DB) Northwestern	27	1966-68
Crouch, Eric, (WR) Nebraska	89	2002
Croudpit, David, (CB) San Diego State	28	1984
Crow, Lindon, (DB) USC	41	1961-64
Crowder, Earl, (QB) Oklahoma	40	1940
Crutchfield, Dwayne, (RB) Iowa State	45	1984
Curley, Dan, (TE/FB) Eastern Washington	44	2003
Curran, Pat, (TE/RB) Lakeland	88	1969-74
Currie, Dan, (LB) Michigan State	58	1965-66
Currievan, Don, (DE) Boston College	40	1948-49
Curry, Bill, (C) Georgia Tech	55	1974
Curtis, Kevin, (WR) Utah State	83	2003-06

## D

Dahms, Tom, (T) San Diego State	71/21	1951-54
Dale, Carroll, (E) Virginia Tech	81	1960-64
Daniel, Willie, (DB) Mississippi State	46	1967-69
Daugherty, Dick, (LB) Oregon	54/67/50	1951-58
David, Bob, (G) Villanova	77	1947-48
Davis, Anthony, (RB) USC	23	1978
Davis, Corbett, (RB) Indiana	32/3	1938-39, 41-42
Davis, Dexter, (CB) Clemson	29	1993-95
Davis, Don, (LB) Kansas	58	2001-02
Davis, Glenn, (RB) Army	41	1950-51
Davis, James (Bob), (RB) Kentucky	10	1938
Davis, Paschall, (LB) Texas A&I	55	1995-96
Davis, Roger, (G) Syracuse	67	1964
Davis, Stephen, (RB) Auburn	48	2006
Dean, Hal, (G) Ohio State	84	1947-49
DeFruiter, Bob, (NT) Nebraska	50	1948
DeJurnett, Charles, (DT) San Jose State	70	1982-86
Delaney, Jeff, (S) Pittsburgh	41	1980
DeLauer, Bob, (C) USC	65/55	1945-46
Delpino, Robert, (FB) Missouri	39	1988-92
DeMarco, Bob, (C) Dayton	55	1975
Dempsey, Tom, (K) Palomar J.C.	10	1975-76
Dennard, Preston, (WR) New Mexico	88	1978-83
Dennis, Mike, (RB) Mississippi	43	1968-69
DiBernardo, Rick, (LB) Notre Dame	53	1987
Dickerson, Eric, (RB) SMU	29	1983-87
Dickson, Paul, (T) Baylor	71	1959
Dils, Steve, (QB) Stanford	8	1984-87, 89
Dingle, Nate, (LB) Cincinnati	53	1997
Dishman, Chris, (G) Nebraska	66	2004

NAME, (POSITION) COLLEGE	#	RAM YEARS
Doll, Don, (DB) USC	48	1954
Dorn, Torin, (CB) North Carolina	46	1995-96
Doss, Reggie, (DE) Hampton	71	1978-87
Dougherty, Bob, (LB) Kentucky	57	1957
Dowd, Gerald, (C) St. Mary's (CA)	9	1939
Drake, Bill, (DB) Oregon	37	1973-74
Drake, John (Zero), (RB) Purdue	2/14	1937-41
Drayton, Troy, (TE) Penn State	84	1993-96
Dryer, Fred, (DE) San Diego State	89	1972-81
Duckworth, Bobby, (WR) Arkansas	82	1985-86
Dukes, Chad, (RB) Pittsburgh	34	2000
Dukes, Clifford, (DE) Michigan State	96	2005
Dumas, Troy, (LB) Nebraska	54	1997
Duncan, Jamie, (LB) Vanderbilt	59	2002-03
Dunstan, Bill, (DT) Utah State	66	1979
Dunstan, Elwyn (Moose), (T) Portland	20	1939-41
Dupree, Marcus, (RB) Southern Mississippi	22	1990-91
Dwyer, Jack, (DB) Loyola (CA)	29	1952-54
Dye, Ernest, (G) South Carolina	65	1997
Dyer, Henry, (RB) Grambling	35	1966-68

## E

Eason, Roger, (G/T) Oklahoma	43	1945-48
Eatman, Irv, (T) UCLA	75	1993
Eby, Andy, (C) Kansas State	50	2002-03
Edwards, Antuan, (S) Clemson	42	2004
Edwards, Dennis, (DE) USC	95	1987
Edwards, Herman, (CB) San Diego State	46	1986
Edwards, Ronald, (G) North Carolina A&T	67	1994
Edwards, Troy, (WR) Louisiana Tech	88	2002
Ekern, Carl, (LB) San Jose State	55	1976-88
Ellard, Henry, (WR) Fresno State	80	1983-93
Ellena, Jack, (NG) UCLA	60	1955-56
Ellersick, Don, (DB) Washington State	44	1960
Ellis, Ken, (CB) Southern (LA)	28	1979
Ellison, Willie, (RB) Texas Southern	33	1967-72
Elmendorf, Dave, (DB) Texas A&M	42	1971-79
Elston, Arthur, (LB) South Carolina	55	1942
Embree, Jon, (TE) Colorado	87	1987-88
Emeric, Robert, (G/T) Miami (OH)	23	1937
English, Keith, (P) Colorado	8	1990
Evans, Donald, (FB) Winston-Salem State	34	1987
Everett, Jim, (QB) Purdue	11	1986-93
Everitt, Steve, (C) Michigan	60	2000
Evey, Dick, (DT) Tennessee	82	1970
Ezerins, Vilnis, (RB) Whitewater State	37	1968

## F

Fair, Terry, (CB) Tennessee	30	2005
Faison, Derrick, (WR) Howard	89	1990
Fanning, Mike, (DT) Notre Dame	79	1975-82
Fanning, Stan, (DE) Idaho	79	1963
Farmer, George, (WR) Southern (LA)	84	1982-84
Farmer, Kirk, (QB) Missouri	12	2003
Farmer, Tom, (RB) Iowa	46	1946
Farr Jr., Mel, (RB) UCLA	34	1989
Farr, D'Marco, (DT) Washington	75	1994-2000
Faryniarz, Brett, (LB) San Diego State	51	1988-91
Faulk, Marshall, (RB) San Diego State	28	1999-2006
Faulk, Trev, (LB) LSU	57	2003-05
Faulkner, Chris, (TE) Florida	88	1984
Fawcett, Jake, (T) SMU	57/42	1942, 44, 46
Fears, Tom, (E) UCLA	55/80	1948-56
Ferragamo, Vince, (QB) Nebraska	15	1977-80, 82-84
Ferris, Neil, (DB) Loyola (CA)	80	1953
Fichtel, Brad, (G) Eastern Illinois	68	1994
Fields, Mark, (LB) Washington State	55	2001
Figaro, Cedric, (LB) Notre Dame	53	1995-96
Finch, Karl, (E) Cal Poly-Pomona	88	1962
Finlay, Jack, (G) UCLA	68	1947-51
Fisher, Bryce, (DE) Air Force Academy	94	2002-04
Fisher, Tony, (RB) Notre Dame	30	2006
Fisher, Travis, (CB) Central Florida	22	2002-06
Fisk, Jason, (DT) Stanford	96	2006

NAME, (POSITION) COLLEGE	#	RAM YEARS
Fitzpatrick, Ryan, (QB) Harvard	12/11	2005-06
Flannery, John, (C) Syracuse	63	1998-99
Fletcher, London, (LB) John Carroll	59	1998-2001
Flowers, Erik, (DE) Arizona State	96	2003-04
Floyd, Malcolm, (WR) Fresno State	82	1997
Fournet, Sid, (DT) LSU	68	1955-56
Fox, Tim, (S) Ohio State	48	1985-86
France, Doug, (T) Ohio State	77	1975-81
Francis, Jon, (RB) Boise State	35	1987
Franchkauer, Tom, (DB) Purdue	81	1959
Frerotte, Gus, (QB) Tulsa	12	2006
Friend, Benjamin, (T) LSU	35	1939
Fry, Bob, (T) Kentucky	75	1953-59
Fuller, Frank, (DT) Kentucky	71	1953-58
Fuller, Steve, (QB) Clemson	4	1983
Fulton, Ed, (G) Maryland	68	1978
Furrier, Will, (QB) Virginia Tech	9	1997
Furrey, Mike, (WR/S) Northern Iowa	82/25	2003-05

## G

Gabriel, Roman, (QB) North Carolina State	18	1962-72
Gallovic, Anthony, (B) Wake Forest	1	1941
Gandy, Wayne, (T) Auburn	70	1994-98
Garcia, Frank, (C) Washington	65	2001-02
Garrett, Kevin, (CB) SMU	21	2003-04
Gary, Cleveland, (RB) Miami (FL)	43	1989-93
Gary, Willie, (S) Kentucky	30	2001
Gaskins, Percell, (LB) Kansas State	54	1996
Geddes, Ken, (LB) Nebraska	36	1971-75
Gehrke, Clarence (Fred), (RB) Utah	18	1940, 45-49
George, Bill, (LB) Wake Forest	61	1966
Gerak, John, (G) Penn State	66	1997
Gerding, Tom, (WR) Northeast Missouri State	87	1976
Germaine, Joe, (QB) Ohio State	9	1999-2000
Giannoni, John, (E) St. Mary's (CA)	19	1938
Gibson, Tom, (DE) Northern Arizona	75	1991
Gibson, William (Joe), (E) Tulsa	63	1942, 44
Gift, Wayne, (QB) Purdue	3	1937
Gilbert, Lewis, (TE) Florida	89	1981
Gilbert, Sean, (DT) Pittsburgh	90	1992-95
Gill, Owen, (RB) Iowa	30	1987
Gillette, James, (RB) Virginia	9/24	1940, 44-45
Glover, La'Ro'i, (DT) San Diego State	97	2006
Goddard, Edwin, (RB) Washington State	7/28	1937-38
Godfrey, Herbert, (E) Washington State	46	1942
Goetas, Leo, (G) Hawaii	79	1993-96
Goebel, Hank, (T) Cal State-Fullerton	63	1987
Goldberg, Adam, (G) Wyoming	72	2006
Goodnight, Owen, (RB) Hardin-Simmons	16	1941
Goodspeed, Joey, (RB) Notre Dame	44	2003-04
Goolsby, James, (C) Mississippi State	24	1940
Goolsby, Mike, (LB) Notre Dame	51	2005
Gordon, Dick, (WR) Michigan State	5	1972-73
Gordon, Lamar, (RB) North Dakota State	34	2002-03
Gossett, Bruce, (K) Richmond	30	1964-64
Grant, Otis, (WR) Michigan State	82	1983-84
Grasmanis, Paul, (DT) Notre Dame	95	1999
Gravelle, Gordon, (T) BYU	73	1979
Gray, Jerry, (CB) Texas	25	1985-91
Green, Brandon, (DE) Rice	93	2005-06
Green, Gary, (CB) Baylor	27	1984-85
Green, Gaston, (RB) UCLA	44	1988-90
Green, Harold, (RB) South Carolina	30	1996
Green, Trent, (QB) Indiana	10	2000
Greene, Kevin, (LB) Auburn	91	1985-92
Greenwood, Donald, (RB) Illinois	66	1945
Gregory, Jack, (G) Tennessee-Chattanooga	23	1941
Gremminger, Hank, (DB) Baylor	46	1966
Grier, Roosevelt, (DT) Penn State	76	1963-66
Griffin, Bob, (C) Arkansas	58	1953-57
Griffin, Courtney, (CB) Fresno State	42	1992-93
Griffin, John, (DB) Memphis State	45	1963
Griffith, Howard, (RB) Illinois	30	1993-94
Groce, DeJuan, (CB) Nebraska	24	2003-05

NAME (POSITION) COLLEGE	#	RAM YEARS
Gruddauria, Mike, (C) Central Florida	60	1996-99
Gudauskas, Peter, (G) Murray State	3	1940
Guillory, Anthony, (LB) Lamar Tech	88	1965, 67-68
Guman, Mike, (RB) Penn State	44	1980-88
Gutknecht, Albert, (G) Niagara	25	1944
Guzik, John, (LB) Pittsburgh	60	1959-60

## H

Haayer, Adam, (T) Minnesota	64	2006
Haden, Pat, (QB) USC	11	1976-81
Hadl, John, (QB) Kansas	21	1973-74
Hager, Britt, (LB) Texas	57	1997
Hakim, Az-Zahir, (WR) San Diego State	81	1998-2001
Hall, Alvin, (DB) no college	46	1961-63
Hall, Darryl, (CB) San Diego State	27	1987
Hall, Jeff, (K) Tennessee	5	2000
Hall, Parker, (RB) Mississippi	32	1939-42
Halleck, Paul, (E) Ohio	16	1937
Halliday, Jack, (DT) SMU	36	1951
Halverson, Dean, (LB) Washington	56	1968, 72
Haman, John, (C) Northwestern	15	1940-41
Hamilton, Raymond, (E) Arkansas	27/44	1938, 44-47
Hanneman, Charles, (E) Eastern Michigan	31	1941
Harding, Roger, (C) California	15	1945-45
Hardy, Jim, (QB) USC	21	1946-48
Hargain, Tony, (WR) Oregon	47	1993
Hargrove, Anthony, (DE) Georgia Tech	95	2004-06
Harmon, Tom, (RB) Michigan	98	1946-47
Harrath, Dennis, (G) Miami (FL)	60	1975-87
Harris, Arlen, (RB) Virginia	33	2003-05
Harris, Derrick, (RB) Miami (FL)	34/33	1996-99
Harris, Eric, (DB) Memphis State	26	1983-85
Harris, James, (DE) Temple	99	1996
Harris, James, (QB) Grambling	12	1973-76
Harris, Jim, (DB) Oklahoma	44	1958
Harris, Joe, (LB) Georgia Tech	51	1979-81
Harris, Kay-Jay, (RB) West Virginia	33	2006
Harris, Marv, (LB) Stanford	60	1964
Harrison, Dennis, (DE) Vanderbilt	68	1985
Harry, Emile, (WR) Stanford	22	1992
Hatcher, Dale, (P) Clemson	3	1985-89, 91
Hauer, Art, (DT) Xavier (OH)	65	1954-57
Hawkins, Bill, (DT) Miami (FL)	70	1989-92
Hawthorne, Michael, (S) Purdue	27	2005
Hayes, Eric, (DT) Florida State	93	1992
Hayes, Larry, (C) Vanderbilt	31	1962-63
Haymond, Alvin, (DB) Southern (LA)	23	1969-71
Haynes, Hall, (DB) Santa Clara	22	1954-56
Heckard, Steve, (E) Davidson	20	1965-66
Hecker, Bob, (DB) Baldwin-Wallace	48	1952
Hecker, Norb, (DB) Baldwin-Wallace	88	1951-53
Hector, Willie, (T) Pacific	62	1961
Hedgecock, Madison, (RB) North Carolina	44	2005-06
Heineman, Ken, (B) Texas Mines	7	1940
Helton, Barry, (P) Colorado	9	1991
Henderson, Wymon, (CB) UNLV	24	1993-94
Henley, Darryl, (CB) UCLA	20	1989-94
Henley, June, (RB) Kansas	26	1998
Henry, Bernard, (WR) Arizona State	82	1987
Henry, Mike, (LB) USC	53	1962-64
Henry, Urban, (DT) Georgia Tech	67	1961
Herring, Kim, (S) Penn State	20	2001-03
Herrmann, Mark, (QB), Purdue	9	1988-89
Hershley, Kirk, (E) Cornell	22	1941
Hesse, Jon, (LB) Nebraska	53	1998
Hester, Jessie, (WR) Florida State	86	1994-95
Hetherington, Chris, (RB) Yale	44	2002
Heyward, Craig (Ironhead), (RB) Pittsburgh	34	1997
Hickey, Howard (Red), (E) Arkansas	53	1941, 45-48
Hicks, Clifford, (CB) Oregon	28/23	1987-90
Hicks, Victor, (TE) Oklahoma	81	1980
Hightower, John (Ben), (E) Sam Houston	53	1942
Hill, David, (TE) Texas A&I	81	1983-87
Hill, Drew, (WR) Georgia Tech	87	1979-84

NAME (POSITION) COLLEGE	#	RAM YEARS
Hill, Eddie, (RB) Memphis State	24	1979-80
Hill, Eric, (LB) LSU	51	1998
Hill, Greg, (RB) Texas A&M	27	1998
Hill, Kent, (G) Georgia Tech	72	1979-86
Hill, Tye, (CB) Clemson	26	2006
Hill, Winston, (T) Texas Southern	73	1977
Hirsch, Eroy (Crazylegs), (E/RB) Wisconsin	40	1949-57
Hitt, Joel, (E) Mississippi College	7	1939
Hobgood-Chittick Nante, (DT) North Carolina	95	1999-2000
Hock, John, (G) Santa Clara	63	1953-57
Hodges, Reggie, (P) Ball State	4	2005
Hodgins, James, (FB) San Jose State	42	1999-2002
Hoerner, Dick, (RB) Iowa	31	1947-51
Hoffman, Bob, (RB) USC	16	1946-48
Holcombe, Robert, (RB) Illinois	25	1998-2001
Holladay, Bob, (RB) Tulsa	46	1956
Holliday, Marcus, (RB) Memphis	31	1996
Holohan, Pete, (TE) Notre Dame	81	1988-90
Holovak, Mike, (RB) Boston College	45	1946
Holt, Torry, (WR) North Carolina State	88/81	1999-2005
Holtzman, Glenn, (T) North Texas State	79	1955-58
Homco, Thomas, (LB) Northwestern	57	1993-96
Hope, Neil, (LB) USC	96	1987
Horan, Mike, (P) Long Beach State	2	1997, 99
Hord, Roy, (G) Duke	64	1960-62
Horne, Tony, (WR) Clemson	82	1998-2000
Horton, Greg, (G) Colorado	63	1976-78, 80
Horvath, Les, (RB) Ohio State	12	1947-48
House, Kevin, (WR) Southern Illinois	83	1986-87
Houser, John, (CB) Redlands	63	1957-59
Howard, Brian, (DT) Idaho	98	2004-05
Howard, Dana, (LB) Illinois	50	1995
Howard, Gene, (DB) Langston	21	1971-72
Hubbell, Frank, (DE/TE) Tennessee	46	1947-49
Huerta, Carlos, (K) Miami (FL)	6	1996
Huffman, Dick, (T) Tennessee	20	1947-50
Huggins, Roy, (FB) Vanderbilt	53	1944
Hughes, Ed, (DB) Tulsa	49	1954-55
Humphrey, Bobby, (CB) New Mexico State	48	1990
Humphrey, Buddy, (QB) Baylor	10	1959-60
Hunter, Art, (C) Notre Dame	56	1960-64
Hunter, Tony, (TE) Notre Dame	87	1985-85
Hupke, Thomas, (G) Alabama	1/22	1938-39
Hyder, Gaylon, (DT) TCU	94	1999-2000

## I

Iglehart, Floyd, (DB) Wiley	49	1958
Iman, Ken, (C) Southeast Missouri State	50	1965-74
Incognito, Richie, (C/G) Nebraska	68	2005-06
Irvin, LeRoy, (CB) Kansas	47	1980-89
Irwin, Heath, (G) Colorado	63	2002
Israel, Steve, (CB) Pittsburgh	31	1992-94
Isselhardt, Ralph, (G) Franklin (IN)	15	1937
Ivy, Corey, (CB) Oklahoma	35	2005
Iwuoma, Chidi, (CB) California	20	2006

## J

Jackson, Alfred, (CB) San Diego State	31	1989-90
Jackson, Harold, (WR) Jackson State	29	1968, 73-77
Jackson, Kirby, (CB) Mississippi State	36	1987
Jackson, Monte, (CB) San Diego State	28	1975-77
Jackson, Rusty, (P) LSU	9	1976
Jackson, Steven, (RB) Oregon State	39	2004-06
Jackson, Tyoka, (DT) Penn State	97	2001-05
Jacobs, Jack, (QB) Oklahoma	43	1942, 45
Jacoby, Mitch, (TE) Northern Illinois	46/89	1997-98
James, Jesse, (C) Mississippi State	69	1995-96
Janerette, Charlie, (G) Penn State	67	1960
Janiak, Len, (FB) Ohio	38	1940-42
Jaworski, Ron, (QB) Youngstown State	16	1974-76
Jenkins (Cox), Robert, (T) UCLA	72	1987-93
Jenkins, Carlos, (LB) Michigan State	51	1995-96
Jenkins, Jr., Billy, (S) Howard	22	1997-99
Jerue, Mark, (LB) Washington	59	1983-89

NAME, (POSITION) COLLEGE	#	RAM YEARS
Jessie, Ron, (WR) Kansas	81	1975-79
Jeter, Gary, (DE) USC	77	1983-88
Jobko, Bill, (LB) Ohio State	57	1958-62
Jodat, Jim, (RB) Carthage	43	1977-79
Johns, Freeman, (WR) SMU	88	1976-77
Johnson, Bill, (DT) Michigan State	79	1997
Johnson, Chris, (CB) Louisville	37	2005
Johnson, Clyde, (T) Kentucky	8	1946-47
Johnson, Damone, (TE) Cal Poly-SLO	86	1986-92
Johnson, Donald, (C) Northwestern		1942
Johnson, Holbert, (CB) New Mexico State	46	1987
Johnson, Johnnie, (S) Texas	20	1980-89
Johnson, Marvin, (DB) San Jose State	27	1951-52
Johnson, Mitch, (T) UCLA	70	1969-70
Johnson, Ray, (HB) Denver	12	1937-38
Johnson, Samuel, (WR) Prairie View A&M	89	1987
Jones, A.J., (RB) Texas	24	1982-85
Jones, Bert, (QB) LSU	17	1982
Jones, Clarence, (T) Maryland	72	1994-95
Jones, Cody, (DT) San Jose State	76	1974-78, 80-82
Jones, David (Deacon), (DE) South Carolina State	75	1961-71
Jones, Ernie, (WR) Indiana	86	1993
Jones, Gordon, (WR) Pittsburgh	25	1983-84
Jones, Harvey, (RB) Baylor	12	1944-45
Jones, Jimmie, (DT) Miami (FL)	98	1994-96
Jones, Jimmy, (RB) Washington	37	1958
Jones, Mike A., (LB) Missouri	52	1997-2000
Jones, Mike D., (DE) North Carolina State	90	1998
Jones, Robert, (LB) East Carolina	55	1996-97
Jones, Rod, (T) Kansas	60	2001
Jones, Willie, (T) Grambling	70	1999
Jordan, Jeff, (RB) Washington	31	1970
Josephson, Les, (RB) Augustana	34	1964-67, 69-74
Justin, Paul, (QB) Arizona State	16	1999-2001
Justin, Sid, (CB) Long Beach State	31/29	1979

## K

Kabealo, Michael, (RB) Ohio State	16	1944
Kacyvensky, Isaiah, (LB) Harvard	58	2006
Kalafat, Jim, (LB) Montana State	92	1987
Kalmanir, Tom (Cricket), (RB) Nevada	24	1949-51
Kamana, John, (RB) USC	46	1984
Karras, Ted, (G) Indiana	71	1966
Karrivacz, Carl, (DB) Syracuse	31	1959-60
Karrs, John, (QB) Duquesne	35	1944
Kay, Rick, (LB) Colorado	52	1975-77
Kazadi, Muadianvita, (LB) Tulsa	59	1999
Keane, Tom, (DB) West Virginia	10	1948-51
Keeble, Joe, (RB) UCLA	9	1937
Kelly, Joe, (LB) Washington	52	1994
Kelm, Larry, (LB) Texas A&M	52	1987-92
Kelsay, Chad, (LB) Nebraska	58	2000
Kemp, Jeff, (QB) Dartmouth	9	1981-85
Kenerson, John, (T) Kentucky State	72	1960
Kennedy, Jimmy, (DT) Penn State	73	2003-06
Kennison, Eddie, (WR) LSU	88	1996-98
Kersten, Wally, (T) Minnesota	79	1982
Kilgore, Jon, (P) Auburn	13	1965-67
Kimbrough, Elbert, (DB) Northwestern	83	1961
Kinchen, Todd, (WR) LSU	81	1992-95
Kinek, Michael, (E) Michigan State	9	1940
King, Andy, (T) Illinois State	68	2002-03
Kirk, Ken, (C) Mississippi	51	1963
Kirksey, Jon, (G/DT) Sacramento State	65	1995-96
Klein, Bob, (TE) USC	80	1969-76
Klopfenstein, Joe, (TE) Colorado	82	2006
Klosterman, Don, (QB) Loyola (CA)	10	1952
Klostermann, Bruce, (LB) North Dakota State	97	1990
Knight, Marion, (DE) UNLV	79	1987
Koch, George, (RB) St. Mary's (TX)	19	1945
Konetsky, Floyd, (E) Florida	38	1944-45
Kostiuk, Michael, (T) Detroit Tech H.S.	28	1941
Kovatch, John, (E) Northwestern	16	1938
Kowalski, Gary, (T) Boston College	76	1983

NAME, (POSITION) COLLEGE	#	RAM YEARS
Krause, William, (G) Baldwin-Wallace	37	1938
Ksionyak, John, (QB) St. Bonaventure	26	1947
Kyle, Jason, (LB) Arizona State	58	2000

## L

LaChapelle, Sean, (WR) UCLA	88	1993
LaHood, Mike, (G) Wyoming	64/68	1969, 71-72
Laing, Aaron, (TE) New Mexico State	45/86	1996-98
Lamson, Chuck, (DB) Wyoming	44	1965-67
Landeta, Sean, (P) Towson State	5	1993-96, 2003-04
Lane, Dick (Night Train), (DB) Scottsbluff J.C.	81	1952-53
Lang, David, (RB) Northern Arizona	38	1991-94
Lang, Israel, (RB) Tennessee State	39	1969
Lange, Bill, (G) Dayton	26/65	1951-52
Lansford, Buck, (G) Texas	63	1958-60
Lansford, Mike, (K) Washington	4/1	1982-90
Lapka, Myron, (DT) USC	67	1982-83
Larsen, Gary, (DT) Concordia	83	1964
Lassiter, Kwamie, (S) Kansas	42	2004
Latin, Jerry, (RB) Northern Illinois	36	1978, 80
Laughlin, Jim, (LB) Ohio State	57	1985-86
Lazetich, Milan, (G) Michigan	27	1945-50
Lazetich, William, (RB) Montana	24	1939, 42
Lee, Leslie, (G) Manitoba, Canada	41	1944-46
Lee, Amp, (RB) Florida State	31	1997-99
Lee, Bob, (QB) Pacific	19	1979-80
Leggett, Earl, (LB) LSU	72	1966
Lehr, Matt, (C) Virginia Tech	69	2004
Lester, Tim, (RB) Eastern Kentucky	34	1992-94
Levitt, Chad, (RB) Cornell	34	1999
Levy, Leonard (Butch), (T) Minnesota	76	1945-46
Lewis, Arthur, (G) Ohio	11	1938-39
Lewis, Chad, (TE) BYU	49	1989-99
Lewis, Damione, (DT) Miami (FL)	92	2001-05
Lewis, David, (LB) USC	51	1983
Lewis, Woodley, (DB/E) Oregon	30/20	1950-55
Liles, Elvin, (G) Oklahoma A&M	17	1945
Lilja, George, (C) Michigan	59	1982-83
Lilly, Sammy, (CB) Georgia Tech	27	1991-92
Lincou, Jeremy, (CB) Tennessee	39	1996
Lipscomb, Gene, (DT) no college	78	1953-55
Little, Leonard, (LB/DE) Tennessee	57/91	1998-2006
Littlefield, Carl, (RB) Washington State	34	1938
Livingston, Cliff, (LB) Indiana	58	1963-65
Livingston, Ted, (T/G) UCLA	18/31	1937-40
Locklin, Kerry, (TE) New Mexico State	83	1982
Lofton, James, (WR) Stanford	22	1993
Lohmiller, Chip, (C) Minnesota	8	1996
Lomack, Tony, (WR) Florida	82	1990
Loneker, Keith, (G) Kansas	64	1993-95
Long, Bob, (LB) UCLA	84	1960-61
Long, Bob, (WR) Wichita State	86	1970
Long, Chuck, (QB) Iowa	16	1990
Long, Darren, (TE) Long Beach State	45	1986
Looker, Dane, (WR) Washington	89	2002-06
Lothridge, Billy, (P) Georgia Tech	10	1965
Love, Duval, (G) UCLA	67	1985-91
Love, John, (WR) North Texas State	49	1972
Loverne, David, (G) San Jose State	61	2003
LoVetere, John, (DT) Compton J.C.	76	1959-62
Loyd, Jeremy, (LB) Iowa State	56	2003-04, 05
Lucas, Justin, (S) Abilene Christian	41	2004
Lundy, Lamar, (DE/TE) Purdue	85	1957-69
Lyght, Todd, (CB) Notre Dame	41	1991-2000
Lyle, Keith, (S) Virginia	35	1994-2000
Lyman, Delbert, (T) UCLA	1/45	1941, 44

## M

Mack, Tom, (G) Michigan	65	1966-78
Maddox, Tommy, (QB) UCLA	8	1994
Magnani, Dante, (RB) St. Mary's (CA)	8/24	1940-42, 47-48
Maier, Francis, (B) Toledo	9	1941
Manumaleuna, Brandon, (TE) Arizona	86	2001-05
Marchlewski, Frank, (C) Minnesota	56	1965, 68-69

NAME (POSITION) COLLEGE	#	RAM YEARS
Marconi, Joe, (RB) West Virginia	34	1956-61
Markov, Victor, (T) Washington	12	1938
Marshall, Larry, (WR) Maryland	44	1944-1978
Martin, Aaron, (DB) North Carolina College	42	1964-65
Martin, Chris, (LB) Auburn	53	1993-94
Martin, Jamie, (QB) Weber State	8/9/10/12/11	1993-96, 2001-02, 04-05
Martin, John, (C) Navy	23	1947-49
Maslowski, Matt, (WR) San Diego	48	1971
Mason, Tommy, (RB) Tulane	20	1967-70
Massey, Chris, (LS/FB) Marshall	45	2002-06
Matau, Chris, (G) BYU	51	1987
Matheson, Riley, (G/LB) Texas Mines	11/13	1939-42, 44-47
Matson, Ollie, (RB/E) USF	33	1959-62
Mattos, Harry, (RB) St. Mary's (CA)	7	1937
Maumalanga, Chris, (DT) Kansas	98	1997
May, Francis (Jack), (C) Centenary	24	1938
Mayes, Carl, (RB) Texas	49	1952
McBride, Tod, (S) UCLA	27	2004
McBurrows, Gerald, (S) Kansas	23	1995-98
McCleon, Dexter, (CB) Clemson	24/21	1997-2002
McCollum, Andy, (C/G) Toledo	64/67	1999-2006
McCormick, Tom, (RB) Pacific	23	1953-55
McCutcheon, Lawrence, (RB) Colorado State	30	1972-79
McDonald, James, (TE) USC	83	1983-85, 87
McDonald, Mike, (LB) USC	63	1983-84, 86-91
McDonald, Shaun, (WR) Arizona State	84	2003-06
McDonald, Tommy, (WR) Oklahoma	29	1965-66
McDonough, Paul, (E) Utah	19	1939-41
McFadin, Bud, (DT/T) Texas	62	1952-56
McGarry, Barney, (G) Utah	30	1939-42
McGee, Buford, (RB) Mississippi	24	1987-91
McGee, Willie, (WR) Alcorn A&M	24	1974-75
McGlasson, Ed, (C) Youngstown State	54	1980
McGrorty, Dusty, (RB) Southern Oregon	36	2004
McIlhany, Dan, (DB) Texas A&M	17	1965
McJulien, Paul, (P) Jackson State	16	1993
McKeever, Marlin, (LB/TE) USC	86	1961-66, 71-72
McKinney, Phil, (T) UCLA	73	1981
McKinney, Jeremy, (T) Iowa	68	1998
McLain, Kevin, (LB) Colorado State	50	1976-79
McLaughlin, Leon, (C) UCLA	50	1951-55
McLaughlin, Steve, (K) Arizona	3	1995
McMillan, Eddie, (CB) Florida State	41	1973-75
McNeal, Travis, (TE) Tennessee-Chattanooga	82	1992-93
McNeil, Ryan, (CB) Miami (FL)	47	1997-98
McRaven, William, (RB) Murray State	22	1939
Meador, Ed, (DB) Arkansas Tech	21	1959-70
Meisner, Greg, (DE) Pittsburgh	60	1981-88
Mello, Jim, (RB) Notre Dame	65	1948
Mergenthal, Art, (G) Notre Dame	31	1945-46
Messner, Mark, (LB) Michigan	60	1989
Michaels, Lou, (DE) Kentucky	55	1958-60
Mickel, Jeff, (T) Eastern Washington	77	1990
Middleton, Ron, (TE) Auburn	87	1994
Milinchik, Joe, (G) North Carolina State	71	1990-92
Millen, Hugh, (QB) Washington	12	1987
Miller, Charles, (G) Purdue	25	1937
Miller, Chris, (QB) Oregon	13/12	1994-95
Miller, Clark, (DE) Utah State	78	1970
Miller, Fred, (T) Baylor	73	1996-99
Miller, Keith, (LB) California	53	2000
Miller, Paul, (DE) LSU	81	1954-57
Miller, Ralph, (T) Rice	38/27	1937-38
Miller, Ron, (E) USC	89	1956
Miller, Ron, (QB) Wisconsin	9	1962
Miller, Shawn, (NT) Utah State	98	1984-89
Miller, Willie, (WR) Colorado State	82	1978-82
Milner, Billy, (T) Houston	77	1996
Misko, John, (P) Oregon State	6	1982-84
Mitchell, Lydell, (RB) Penn State	22	1980
Moan, Emmett (Kelly), (RB) West Virginia	6	1939
Mobley, Stacey, (WR) Jackson State	81	1987
Molden, Frank, (DT) Jackson State	78	1965

NAME (POSITION) COLLEGE	#	RAM YEARS
Monaco, Raymond, (G) Holy Cross	16	1945
Montgomery, Tyrone, (RB) Mississippi	25	1995
Moore, Eric, (DE) Florida State	92	2006
Moore, Jeff, (WR) Tennessee	86	1980-81
Moore, Jerald, (RB) Oklahoma	44	1996-98
Moore, Malcolm, (TE) USC	84	1987
Moore, Tom, (RB) Vanderbilt	25	1966
Moran, Sean, (DE) Colorado State	77	2000-01
Morris, George, (RB) Baldwin-Wallace	4	1941-42
Morris, Jack, (DB) Oregon	40	1958-60
Morris, Larry, (LB) Georgia Tech	56/31	1955-57
Morrow, John, (C) Michigan	51	1956-59
Morton, Mike, (LB) North Carolina	58	1999
Moss, Brent, (RB) Wisconsin	31	1995
Mucha, Rudolph, (G) Washington	27	1941, 45
Munson, Bill, (QB) Utah State	19	1964-67
Murphy, Harvey (Ham), (E) Mississippi	28	1940
Murphy, Phil, (DT) South Carolina State	95	1980-81
Murphy, Yo, (WR) Idaho	83	2001-02
Murray, Joe, (G) USC	76	1987
Myers, Brad, (RB) Bucknell	28	1953-56
Myers, Jack, (RB/DB) UCLA	31	1952

## N

Namath, Joe, (QB) Alabama	12	1977
Naumetz, Fred, (LB/C) Boston College	22	1946-50
Nead, Spencer, (TE/FB) BYU	47	2003
Nelson, Bill, (DT) Oregon State	67	1971-75
Nelson, Chuck, (K) Washington	13	1983
Nelson, Terry, (TE) Arkansas A&M	83	1973-80
Nemeth, Stephen, (QB) Notre Dame	10	1945
Nettles, Jim, (DB) Wisconsin	19	1969-72
Newberry, Tom, (G) Wisconsin-LaCrosse	66	1986-94
Newman, Anthony, (S) Oregon	26	1988-94
Newsome, Vince, (S) Washington	22	1983-90
Newton, Tony, (LB) Utah State	51	2004
Nichols, Bob, (T) Stanford	77	1966-67
Niklos, J.R., (RB) Western Illinois	25	2002
Nix, John, (E) Mississippi State	6	1940
Noa, Kaulana, (T) Hawaii	71	2000-01
Noile, Don, (TE) California	86	1987
Noil, Ben, (G/T) Pennsylvania	64	2005
Nütten, Tom, (C/G) Western Michigan	61	1998-2002, 04-05
Nuzum, Rick, (C) Kentucky	51	1977

## O

O'Berry, Herman, (CB) Oregon	42	1996
O'Neal, Leslie, (DE) Oklahoma State	91	1996-97
O'Neill, William, (RB) Detroit	10	1937
O'Steen, Dwayne, (CB) San Jose State	33	1978-79
Odum, Ricky, (DB) USC	23	1979
Olsen, Merlin, (DT) Utah State	74	1962-76
Olsen, Norman, (T) Alabama	65	1944
Olsen, Phil, (DT/DE) Utah State	72	1971-74
Olson, Glenn, (B) Iowa	25	1940
Osborne, Chuck, (DT) Arizona	97	1996
Ottis, Brad, (DE) Wayne State (NE)	95	1996
Owens, Mel, (LB) Michigan	58	1981-89

## P

Pace, Orlando, (T) Ohio State	76	1997-2006
Pacheco, Chris, (NT) Fresno State	42	1987
Pagel, Mike, (QB) Arizona State	14	1991-93
Pahukoa, Jeff, (G) Washington	69	1991-93
Panfil, Ken, (T) Purdue	73	1956-58
Pankey, Irv, (T) Penn State	75	1980-90
Pardee, Jack, (LB) Texas A&M	32	1957-70
Parish, Don, (LB) Stanford	57	1971
Parker, Anthony, (CB) Arizona State	27	1995-96
Parquet, Jeremy, (T) Southern Mississippi	64	2006
Pasqua, Joe, (T) SMU	65	1942, 46
Pasquariello, Ralph, (RB) Villanova	36	1950
Pastorini, Dan, (QB) Santa Clara	10	1981
Patt, Maurice (Babe), (E) Carnegie Tech	2	1939-42

**NAME (POSITION) COLLEGE .....#.....RAM YEARS**

Pattison, Mark, (WR) Washington	83	.....1986
Paul, Don, (LB) UCLA	57	.....1948-55
Peacock, Elvis, (RB) Oklahoma	34	.....1979-80
Pelshak, Troy, (LB) North Carolina A&T	91	.....1999-2000
Penaranda, Jairo, (RB) UCLA	22	.....1981
Pergine, John, (LB) Notre Dame	52	.....1969-72
Perkins, Art, (RB) North Texas State	37	.....1962-63
Perrie, Michael, (B) St. Mary's (CA)	6	.....1939
Perry, Gerald, (T) Southern (LA)	64	.....1991-92
Perry, Rod, (CB) Colorado	49	.....1975-82
Petchel, John, (QB) Duquesne	50/17	.....1942, 44
Peterson, Jim, (LB) San Diego State	57	.....1974-75
Peterson, Nelson, (RB) West Virginia Wesleyan	11	.....1938
Petitbon, Richie, (DB) Tulane	17	.....1969-70
Phifer, Roman, (LB) UCLA	58	.....1991-98
Phillips, George, (LB) UCLA	16	.....1945
Phillips, Jim (Red), (E) Auburn	82	.....1958-64
Phillips, Joe, (DT) SMU	66	.....1998
Phillips, Lawrence, (RB) Nebraska	21	.....1996-97
Phillips, Rod, (RB) Jackson State	39	.....1975-78
Pickett, Ryan, (DT) Ohio State	79	.....2001-05
Piel, Mike, (DB) Illinois	95	.....1989-92
Pifferini, Bob, (LB) UCLA	54	.....1977
Pike, Chris, (DT) Tulsa	93	.....1991
Pillath, Roger, (T) Wisconsin	72	.....1965
Pincura, Stanley, (QB) Ohio State	1/15	.....1937-38
Pinkney, Lovell, (TE) Texas	83	.....1995
Pitts, Elijah, (RB) Philander Smith	22	.....1970
Pitts, Hugh, (LB) TCU	56	.....1956
Pivcs, Dave, (TE) Notre Dame	83	.....1966-68
Platukas, George, (E) Duquesne	70	.....1942
Pleasant, Mike, (CB) Oklahoma	43	.....1984
Plum, Milt, (QB) Penn State	16	.....1968
Plummer, Tony, (DB) Pacific	21	.....1974
Plunkett, Warren, (QB) Minnesota	58	.....1942
Polley, Tommy, (LB) Florida State	52	.....2001-04
Ponder, Willie, (WR) Southeast Missouri State	88	.....2006
Pope, Bucky, (WR) Catawba	80	.....1964, 66-67
Pope, Marquez, (S) Fresno State	22	.....1994
Potts, Myron, (LB) Notre Dame	66	.....1966-70
Powell, Tim, (DE) Northwestern	58	.....1965
Powers, Warren, (DE) Maryland	98	.....1992
Prather, Dale, (E) George Washington	30	.....1937-38
Preece, Steve, (S) Oregon State	20	.....1973-76
Price, Jim, (TE) Stanford	87	.....1991-92, 95
Price, Mitchell, (CB) Tulane	27	.....1993
Pritchard, Bosh, (RB) VMI	56	.....1942
Pritko, Stephen, (DE) Villanova	30	.....1944-47
Prochaska, Raymond, (E) Nebraska	8	.....1941
Proehl, Ricky, (WR) Wake Forest	87	.....1998-2002
Pudloski, Chester, (T) Villanova	40	.....1944-47
Purling, Dave, (DE) USC	67	.....1987
Purnell, Jim, (LB) Wisconsin	53	.....1969-72
Putnam, Duane, (G) Pacific	61	.....1952-59, 62

**Q**

Quarles, Bernard, (QB) Hawaii	9	.....1987
Quinan, Volney (Skeet), (RB) San Diego State	21	.....1952-56

**R**

Ragazzo, Philip, (G) Case Western Reserve	36	.....1938-40
Rapp, Manual, (B) Saint Louis	67	.....1942
Ray, David, (K/WR) Alabama	27	.....1969-74
Raye Jr., Jimmy, (WR) San Diego State	18	.....1991
Ream, Charles, (T) Ohio State	39	.....1938
Redden, Barry, (RB) Richmond	30	.....1982-86
Reece, Geoff, (C) Washington State	54	.....1976
Reece, John, (CB) Nebraska	21	.....1995
Reed, J.R., (S) South Florida	32	.....2006
Reed, Doug, (DE) San Diego State	93	.....1984-90
Reese, Booker, (DE) Bethune-Cookman	66	.....1984-85
Reid, Joe, (LB) LSU	35	.....1951
Reilly, Mike, (LB) Oklahoma	57	.....1982
Reinhard, Bob, (T/DT) California	54	.....1950

**NAME (POSITION) COLLEGE .....#.....RAM YEARS**

Reisz, Albie, (QB) Southwestern Louisiana	26	.....1944-46
Rentzel, Lance, (WR) Oklahoma	13/19	.....1971-72, 74
Repko, Joe, (DT) Boston College	42	.....1948-49
Reynolds, Jack, (LB) Tennessee	54/64	.....1970-80
Reynolds, Joffrey, (RB) Houston	26	.....2003
Rhyme, Jerry, (QB) Tulsa	17	.....1971
Rich, Herb, (DB) Vanderbilt	42	.....1951-53
Richardson, Jerry, (DB) West Texas State	43	.....1964-65
Richardson, Reggie, (S) Utah	37	.....1987
Richter, Les, (LB) California	67/48	.....1954-62
Rickards, Paul, (QB) Pittsburgh	50	.....1948
Rieth, William, (C/G) Carnegie Tech.	6/32	.....1941-42, 44-45
Riffle, Charles, (G) Notre Dame	71	.....1944
Robbins, Kevin, (T) Michigan State	72	.....1993
Robertson, Isaiah, (LB) Southern (LA)	58	.....1971-78
Robinson, Bryan, (DE) Fresno State	92	.....1997
Robinson, Gerald, (DE) Auburn	97	.....1991-94
Robinson, Greg, (RB) Northeast Louisiana	28	.....1995-96
Robinson, Jack, (T/G) Northeast Missouri State	19	.....1938
Robinson, Jeff, (LS/DE/TE) Idaho	94/45/87	.....1997-2001, 05
Robustelli, Andy, (DE) Arnold	84	.....1951-55
Rockner, David, (DT) Auburn	92	.....1991-94
Rockwell, Henry, (G/C) Arizona State	17	.....1940-42
Rodak, Michael, (RB/E) Case Western Reserve	23	.....1939-40
Rogers, Mel, (LB) Florida A&M	57	.....1976
Rolling, Henry, (LB) Nevada Reno	59	.....1993-94
Romberg, Brett, (C) Miami (FL)	65	.....2006
Rose, Joe, (TE) California	87	.....1987
Rosequist, Ted, (T) Ohio State	17	.....1937
Ross, Jermaine, (WR) Purdue	82	.....1994-97
Rowe, Joe, (CB) Virginia	42	.....1997
Ruble, T.J., (QB) Tulsa	12	.....1992-93
Rucker, Conrad, (G/T) Southern (LA)	63	.....1980
Russell, Doug, (RB) Kansas State	4	.....1939
Russell, Leonard, (RB) Arizona State	42	.....1995
Ruthstrom, Ralph, (RB) SMU	20	.....1945-46
Rutledge, Craig, (S) UCLA	48	.....1987
Rutledge, Jeff, (QB) Alabama	8	.....1979-81
Ryan, Frank, (QB) Rice	15	.....1958-61
Ryzcek, Dan, (C) Virginia	54	.....1978-79
Rypien, Mark, (QB) Washington State	11	.....1995, 97

**S**

Saipaia, Blaine, (T/G/TE) Colorado State	60/49	.....2004-05
Sanders, Glenell, (LB) Louisiana Tech	55	.....1991
Saul, Rich, (C/TE) Michigan State	61/87	.....1970-81
Savatsky, Oliver, (E) Miami (OH)	.....	.....1937
Scales, Dwight, (WR) Grambling	87	.....1976-78
Scarry, Michael (Mo), (C) Waynesburg	39	.....1944-45
Schad, Mike, (G/T) Queens, Canada	76	.....1987-88
Schenker, Nathan, (T) Howard (Samford)	38	.....1939
Schuh, Harry, (T) Memphis State	76/79	.....1971-73
Schultz, Eberle, (T) Oregon State	40	.....1945-47
Schumacher, Gregg, (DE) Illinois	81	.....1967-68
Schupbach, Orin (Tex), (T) West Texas State	.....	.....1942
Scibelli, Joe, (G) Notre Dame	71	.....1961-76
Scott, Chuck, (WR) Vanderbilt	84	.....1986
Scott, Travis, (G) Arizona State	64	.....2002
Scribner, Bob, (RB) UCLA	33	.....1973-76
Scurlock, Mike, (CB) Arizona	22	.....1995-98
Seabright, Charles, (QB) West Virginia	25	.....1941
Seale, Sam, (CB) Western State (CO)	22	.....1993
Sears, Corey, (DE) Mississippi State	95	.....1998
Sebastian, Mike, (B) Pittsburgh	4	.....1937
Sehorn, Jason, (S) USC	42	.....2003
Selawski, Gene, (T) Purdue	76	.....1959
Sellers, Donald, (WR/QB) New Mexico	10	.....1997-97
Septien, Rafael, (K) Southwest Louisiana	1	.....1977
Setterstrom, Mark, (G) Minnesota	66	.....2006
Severson, Jeff, (DB) Long Beach State	45	.....1979
Sewell, Harley, (G) Texas	66	.....1963
Shane, Scott, (LB) Nebraska	54	.....2003
Shannon, Carver, (DB/RB) Southern Illinois	47	.....1962-64
Shaw, Bob, (E) Ohio State	60	.....1945-46, 49

NAME, (POSITION) COLLEGE	#	RAM YEARS
Shaw, Glenn, (RB) Kentucky	34	1962
Shaw, Nate, (DB) USC	44	1969-70
Shaw, Robert, (E) Ohio State	32	1945-46, 49
Shearin, Joe, (G) Texas	64	1983-84
Shepherd, Jacoby, (CB) Oklahoma State	22	2000-01
Sheppard, Ashley, (LB) Clemson	59	1995
Sherman, Rod, (WR) USC	86	1973
Sherman, Will, (DB) St. Mary's (CA)	43	1954-60
Shirey, Frederick, (T) Nebraska	36	1940-41
Shiver, Ray, (DB) Miami (FL)	22	1956
Shivers, Jason, (S) Arizona State	30	2004
Shofner, Del, (E) Baylor	29	1957-60
Sievers, Eric, (TE) Maryland	82	1988
Sikich, Rudolph, (T) Minnesota	48	1945
Simensen, Don, (T) St. Thomas (MN)	65/76	1951-52
Simington, Milton, (T) Arkansas	33	1941
Simmons, Jeff, (WR) USC	89	1983
Simpson, Bill, (DB) Michigan State	48	1974-78
Sims, George, (DB) Baylor	17	1949-50
Sinnott, Greg, (T) Utah State	64	1987
Skoronski, Edmund, (C) Purdue	31	1937
Skow, Jim, (DE) Nebraska	68	1992
Slater, Jackie, (T) Jackson State	78	1976-95
Slaton, Tony, (C) USC	61	1984-89
Slovak, Martin, (RB) Toledo	5	1939-41
Small, Torrance, (WR) Alcorn State	83	1997
Smilanich, Bronko, (B) Arizona	21	1939
Smith, Billy Ray, (DE) Arkansas	80	1957
Smith, Bobby, (DB) UCLA	23	1962-65
Smith, Brian, (LB) Auburn	96	1989-90
Smith, Bruce, (RB) Minnesota	56	1948
Smith, Doug, (C) Bowling Green	62	1978-91
Smith, Fernando, (DE) Jackson State	95	2000
Smith, Gaylon, (RB) Southwestern (TN)	10	1939-42
Smith, Justin, (LB) Indiana	53	2003
Smith, Larry, (RB) Florida	38	1969-73
Smith, Lucious, (CB) Cal State-Fullerton	23	1980-82
Smith, Paul, (RB) UTEP	31	2006
Smith, Phil, (WR) San Diego State	88	1987
Smith, Raonall, (LB) Washington State	56	2006
Smith, Ron, (DB) Wisconsin	42	1968-69
Smith, Ron, (QB) Richmond	14	1965
Smith, Ron, (WR) San Diego State	84	1978-79
Smith, Sean, (DT) Grambling	97	1989
Smith, Shevin, (S) Florida State	30	2000
Smith, Verda (V.T.), (RB) Abilene Christian	77	1949-53
Smith, Vernice, (G) Florida A&M	62	1997
Smoker, Jeff, (QB) Michigan State	9/15	2004, 05
Smyth, Bill, (T/TE) Cincinnati	79	1947-50
Snow, Jack, (WR) Notre Dame	84	1965-75
Snyder, Robert, (RB) Ohio	4/13	1937-38
Sorensen, Nick, (S) Virginia Tech	41	2001-02
Spadaccini, Victor, (QB) Minnesota	33	1938-40
Sparkman, Alan, (DT) Texas A&M	44	1948-49
Spikes, Cameron, (G) Texas A&M	71/73	1999-2001
St. Clair, John, (T) Virginia	70	2000-03
Staat, Jeremy, (DT) Arizona State	95	2003
Stalcup, Jerry, (LB) Wisconsin	60	1960
Stams, Frank, (LB) Notre Dame	50	1989-91
Statuto, Art, (C) Notre Dame	21	1950
Stein, Bob, (LB) Minnesota	66	1973-74
Stemke, Kevin, (P) Wisconsin	2	2004
Stephen, Scott, (LB) Arizona State	50	1992
Stephens, John, (E) Marshall	25	1938
Stephens, Larry, (DT) Texas	50	1962
Stephenson, Dave, (G) West Virginia	34	1950
Steussie, Todd, (T) California	79	2006
Stevenson, Ralph, (G) Oklahoma	4	1940
Stewart, Michael, (S) Fresno State	23	1987-93
Stiger, Jim, (RB) Washington	26	1965-67
Stokes, Fred, (DE) Georgia Southern	65/60	1987-88, 93-95
Stokes, Tim, (T) Oregon	78	1974
Stoyanovich, Pete, (K) Indiana	3	2000
Stradford, Troy, (RB) Boston College	21	1992

NAME, (POSITION) COLLEGE	#	RAM YEARS
Strickland, Fred, (LB) Purdue	53	1988-92
Strode, Woody, (E) UCLA	39	1946
Strofolino, Mike, (LB) Villanova	61	1965
Strugar, George, (DT) Washington	77	1957-61
Stuart, Roy, (G) Tulsa	45	1942
Studstill, Pat, (WR/P) Houston	28	1968-71
Stukes, Charlie, (CB) Maryland Eastern Shore	47	1973-74
Styles, Lorenzo, (LB) Ohio State	51	1997-2000
Sucic, Steve, (RB) Illinois	46	1946
Sully, Ivory, (DB) Delaware	37	1979-84
Sutton, Mickey, (CB) Montana	49	1986-88, 90
Svare, Harland, (LB) Washington State	76/51	1953-54
Swain, Bill, (LB) Oregon	52	1963
Swanson, Pete, (G) Stanford	68	2000
Sweet, Joe, (WR) Tennessee State	82	1972-73
Sweetan, Karl, (QB) Wake Forest	10	1969-70
Swinson, Corey, (OL) Hampton	66	1995

## T

Talbert, Diron, (DT) Texas	72	1967-70
Tarbox, Bruce, (G) Syracuse	61	1961
Tatupu, Mosi, (FB) USC	30	1991
Taylor, Cecil, (RB) Kansas State	48	1955-57
Taylor, Tom, (G) Georgia Tech	62	1987
Teeuus, Len, (T) Tulane	74	1952-53
Terceso, Scott, (G) California	63	2003-04
Terrell, Claude, (G) New Mexico	75	2005
Terrell, Pat, (S) Notre Dame	37	1990-93
Thomas, Ben, (DT) Auburn	94	1991
Thomas, Bob, (RB) Arizona State	35	1971-72
Thomas, Chris, (WR) Cal Poly-SLO	83	1999-2000
Thomas, Clendon, (RB) Oklahoma	46/35	1958-61
Thomas, J.T., (WR) Arizona State	18/87	1995-98
Thomas, Jewell, (RB) Arizona State	33	1980-82
Thomas, Kelly, (T) USC	73	1987
Thomas, Pat, (CB) Texas A&M	27	1976-82
Thomas, Robert, (LB) UCLA	55	2002-04
Thomas, Rodney, (CB) BYU	21	1991
Thomason, Bob, (QB) VMI	65	1949
Thompson, Anthony, (RB) Indiana	32	1992
Thompson, David, (RB) Oklahoma State	28	1997-98
Thompson, Ernie, (FB) Indiana	32	1991
Thompson, Harry, (G) UCLA	66/44	1950-54
Thorpe, Wilfred, (G) Arkansas	26	1941-42
Thrift, Cliff, (LB) East Central Oklahoma	52	1986
Timmerman, Adam, (G) South Dakota	62	1999-2006
Tinoisamoa, Pisa, (LB) Hawaii	50	2003-06
Tiumalu, Casey, (RB) BYU	42	1987
Toogood, Charley, (DT/T) Nebraska	78	1951-56
Towler, Dan, (RB) Washington & Jefferson	32	1950-55
Trejo, Stephen, (RB) Arizona State	34	2004
Trux, Billy, (TE) LSU	87	1964-70
Tucker, Rex, (T/G) Texas A&M	66	2005
Tucker, Ryan, (C/G/T) TCU	50	1997-2001
Tucker, Wendell, (RB) South Carolina State	14	1967-70
Tuckey, Richard, (RB) Manhattan	37	1938
Tuiasosopo, Navy, (C) Utah State	68	1987
Turley, Kyle, (T) San Diego State	68	2003
Turk, Matt, (P) Wisconsin-Whitewater	1	2006
Turner, James, (C) Oklahoma A&M	13	1937
Turner, Larry, (C/G) Eastern Kentucky	64/63	2004, 05-06
Turner, Vernon, (WR) Carson-Newman	82	1991-92
Tuten, Rick, (P) Florida State	11	1998-99
Tyler, Wendell, (RB) UCLA	26	1977-82
Tyrell, Tim, (WR) Northern Illinois	32	1986-88

## U

Underwood, Forest, (T/G) Davis & Elkins	11	1937
Uzdavinis, Walter, (E) Fordham	20	1937

## V

Valdez, Vernon, (DB) San Diego	47	1960
Valerio, Joe, (G) Pennsylvania	64	1996
Van Brocklin, Norm, (QB) Oregon	25/11	1949-57

NAME (POSITION) COLLEGE	#	RAM YEARS
Vann, Norwood, (LB) East Carolina	51	1984-87
Varrichione, Frank, (T) Notre Dame	70	1961-65
Vasicek, Vic, (LB) Texas	35	1950
Versteegen, Mike, (G) Wisconsin	67	1998
Villanueva, Danny, (P/K) New Mexico State	11	1960-64
Von Sonn, Andy, (LB) UCLA	46	1964

## W

Waddy, Billy, (WR) Colorado	80	1977-81
Wade, Bill, (QB) Vanderbilt	9	1954-60
Wahloos, Drew, (LB) Colorado	58	2004-05
Walker, Aaron, (TE) Florida	87	2005-06
Walker, Glen, (P) USC	19	1977
Walker, Marquis, (CB) Southeast Missouri State	38	1996-97
Wallace, Jackie, (DB) Arizona	20	1977-79
Waller, Ron, (RB) Maryland	27	1955-58
Wallerstedt, Brett, (LB) Arizona State	53	1997
Walsh, Steve, (QB) Miami (FL)	4	1996
Walton, Shane, (S) Notre Dame	38	2003
Ward, Phillip, (LB) UCLA	55	1998
Wardlow, Duane, (DE) Washington	89/83	1954-56
Warner, Curt, (RB) Penn State	21	1990
Warner, Kurt, (QB) Northern Iowa	10/13	1998-2003
Washington, James, (S) UCLA	37	1998-89
Washington, Ken, (RB/DB) UCLA	13	1946-48
Waterfield, Bob, (QB/DB/K) UCLA	7	1945-52
Watson, Justin, (RB) San Diego State	36	1999-2002
Wattelet, Frank, (S) Kansas	41	1987
Weary, Fred, (CB) Florida	32	2003
Wendryhoski, Joe, (C) Illinois	54	1964-66
West, Pat, (RB) USC	36	1945-48
West, Stan, (NG) Oklahoma	11/64	1950-54
West, Walter, (RB) Pittsburgh	21	1944
Westbrooks, Greg, (LB) Colorado	57	1979-80
White, Alberto, (DE) Texas Southern	94	1995-96
White, Charles, (RB) USC	33	1985-88
White, Dwayne, (G) Alcorn State	67	1995-96
White, Lee, (RB) Weber State	44	1971
White, Leon, (LB) BYU	55	1992-93
White, Russell, (RB) California	44	1993
Whitley, James, (CB) Michigan	27	2002-03
Whitmyer, Nat, (DB) Washington	44	1963
Whittenton, Jesse, (DB) Texas Western	44	1956-57
Whittingham, Carey, (LB) BYU	57	1987
Whittingham, Fred, (LB) Cal Poly-SLO	55	1964
Whittingham, Kyle, (LB) BYU	52	1987
Wiegert, Zach, (G) Nebraska	73	1995-98
Wilbur, John, (G) Stanford	60	1970
Wilcher, Mike, (LB) North Carolina	94	1983-90
Wilkins, Jeff, (K) Youngstown State	14	1997-2006
Wilkins, Roy, (LB) Georgia	78	1958-59
Wilkins, Terrence, (WR) Virginia	82	2002
Wilkinson, Jerry, (DE) Oregon State	70	1979
Williams, Aeneas, (CB/S) Southern (LA)	35	2001-04
Williams, Alonzo, (RB) Mesa (CO)	31	1987
Williams, Billy, (WR) Tennessee	19	1995-96
Williams, Charlie, (WR) Prairie View	83	1970
Williams, Clarence, (DB) Washington State	24	1965-72
Williams, Eric, (LB) USC	66	1982-83
Williams, Frank, (RB) Pepperdine	36	1961-64
Williams, Grant, (T) Louisiana Tech	77	2002-04
Williams, Henry, (DB) San Diego State	25	1983
Williams, Jay, (DE) Wake Forest	96	1994-99
Williams, Jeff, (T) Rhode Island	62	1977
Williams, Jerry, (DB) Washington State	33/22	1949-52
Williams, Joe, (B) Ohio State		1937
Williams, John, (T) Minnesota	75	1972-79
Williams, Mark, (LB) Ohio State	56	1996
Williams, Mike, (DB) LSU	28	1983
Williams, Roger, (DB) Grambling	46	1971-72
Williams, Roland, (TE) Syracuse	86/88	1998-2000, 05
Williams, Sam, (DE) Michigan State	88	1959
Williams, Travis, (RB) Arizona State	25	1971
Williamson, Greg, (CB) Fresno State	43	1987

NAME (POSITION) COLLEGE	#	RAM YEARS
Willig, Matt, (T) USC	77	1999, 2005
Wilson, Ben, (RB) USC	36	1963-65
Wilson, Gordon, (T) Texas Mines	21	1941
Wilson, Jack, (RB) Baylor	50	1946-47
Wilson, Jim, (T) Georgia	77	1968
Wilson, John, (E) Case Western Reserve	12	1939-42
Wilson, Karl, (DE) LSU	77	1991
Wilson, Tom, (RB) no college	37/24	1956-61
Winkler, Jim, (DT) Texas A&M	38/78	1951-52
Winkler, Joseph, (C) Purdue	25	1945
Winston, Kelton, (DB) Wiley	47	1967-68
Wisne, Jerry, (T) Notre Dame	71	2002
Wistrom, Grant, (DE) Nebraska	98	1998-2003
Witherspoon, Will, (LB) Georgia	51	2006
Wojcik, Greg, (DT) USC	78	1977
Wolfrey, Ron, (RB) West Virginia	30	1995
Woodlief, Doug, (LB) Memphis State	57	1965-69
Woods, Tony, (DE) Pittsburgh	91	1993
Worden, James, (RB) Waynesburg	21	1945
Wright, Alexander, (WR) Auburn	89	1995-96
Wright, Alvin, (NT) Jacksonville State	99	1986-92
Wright, Toby, (S) Nebraska	32	1994-98
Wroten, Claude, (DT) LSU	99	2006

## Y

Yagiello, Ray, (G) Catawba	54	1948-49
Yary, Ron, (T) USC	73	1982
Young, Brian, (DT) UTEP	66	2000-02
Young, Charlie, (TE) USC	86	1977-79
Young, Michael, (WR) UCLA	88	1985-88
Young, Robert, (DE) Mississippi State	76	1991-95
Youngblood, George, (DB) Cal State-Los Angeles	45	1966
Youngblood, Jack, (DE) Florida	85	1971-84
Youngblood, Jim, (LB) Tennessee Tech	53	1973-84
Younger, Paul (Tank), (RB/LB) Grambling	13/35	1949-57

## Z

Zeman, Ed, (S) Fort Lewis	41	1987
Zendejas, Tony, (K) Nevada	10	1991-93
Zgonina, Jeff, (DT) Purdue	90	1999-2002
Zilly, Jack, (TE/DE) Notre Dame	42/56	1947-51
Zirinsky, Walter, (RB) Lafayette	16	1945
Zoll, Richard, (G) Indiana	26/20	1937-38
Zontini, Louis, (B) Notre Dame	23	1944

# ALL-TIME PRACTICE SQUAD



The listed players were members of the Rams' developmental/practice squad for at least a portion of the year indicated. The current-day five-player practice squad came into being in 1990 after the NFL instituted the "developmental squad" in 1989 and changed the name one year later to the practice squad.

Anelli, Mark, TE, Wisconsin, 2006  
 Anthony, Corwin, TE, UCLA, 1991  
 \*Ashe, Richard, TE, Humboldt State (CA), 1989-90  
 \*#Belin, Chuck, G, Wisconsin, 1993  
 \*#Blevins, Darrius, WR, Memphis, 1999  
 \*#Boudreaux, Frank, DE, Northwestern, 1993  
 \*#Brady, Rickey, TE, Oklahoma, 1994  
 \*#Brake, Mike, TE, Akron, 2004  
 Brasher, Bob, TE, Arizona State, 1994  
 Brown, Antonio, T, Illinois, 2000  
 Brown, Darwin, CB, Texas Tech, 1999  
 \*Brown, Jonathan, DE, Tennessee, 2001  
 Brown, Michael, DE, Howard, 2006  
 Brown, Shannon, DT, Alabama, 1997  
 \*Broyles, James, G, Southwest Missouri State, 2002  
 \*#Buchanan, Richard, WR, Northwestern, 1993  
 \*#Bulger, Marc, QB, Pittsburgh, 2000  
 Burley, Nick, DE, Fresno State, 2003-04  
 \*#Calahan, Jeremy, DT, Rice, 2005  
 \*#Campion, Pete, T, North Dakota State, 2002  
 Carlson, Jeff, QB, Weber State, 1989  
 Carr, Derrick, DT, Bowling Green, 1990  
 Carter, Jeremy, WR, Western Carolina, 2005  
 Cecil, Toby, G, Texas Tech, 2004-05  
 #Chorak, Jason, LB, Washington, 1998  
 \*#Cohen, Dustin, LB, Miami, Ohio, 2001  
 Coleman, Michael, WR, Widener, 2003-04  
 \*#Cox, Aaron, WR, Arizona State, 1992  
 \*#Crews, Terry, LB, Western Michigan, 1991  
 \*#Crosby, Clifton, CB, Maryland, 1999-2000  
 \*#Davis, Paschall, LB, Texas A&I, 1995  
 Dawson, Curry, DT, Angelo State (TX), 2003  
 \*#Delpino, Robert, RB, Missouri, 1992  
 Douglas, Maurice, RB, Northwest Missouri State, 2002  
 \*#Dukes, Clifford, DE, Michigan State, 2005  
 Dulick, Jason, WR, Illinois, 1997  
 \*#Dupree, Marcus, RB, Southern Mississippi, 1990-91  
 Earle, John, C, Western Illinois, 1996  
 English, Otis, DT, McNeese State, 1999  
 Esters, Jeff, DE, Pittsburgh, 1993  
 Evans, Troy, LB, Cincinnati, 2001  
 \*#Farr, Mel, FB, UCLA, 1989  
 \*#Fichtel, Brad, C, Eastern Illinois, 1993-94  
 Finger, Dauntaé, TE, North Carolina, 2002  
 Fort, Neal, T, BYU, 1991  
 \*#Gary, Willie, S, Kentucky, 2001  
 Gideon, Sherrod, WR, Southern Mississippi, 2001  
 \*#Gray, Jerry, CB, Texas, 1990  
 \*#Griffin, Courtney, QB, Fresno State, 1992-93  
 \*#Hagans, Marques, WR, Virginia, 2006  
 Hammond, Vance, DT, Clemson, 1991  
 Harper, Shawn, G, Indiana, 1992

#Harris, Kelvin, C, Miami, Fla., 1992  
 Harrison, Tony, WR, Texas A&M, 1994  
 Hartley, Frank, TE, Illinois, 1991  
 \*#Hawkins, Bill, DE, Miami, Fla., 1991  
 Haws, Robert, T, Northern Arizona, 2002  
 Helming, Ryan, QB, Northern Iowa, 2002  
 \*#Henley, June, RB, Kansas, 1997  
 Henley, Thomas, WR, Stanford, 1989  
 \*#Hesse, Jon, LB, Nebraska, 1998  
 Hobbs, Gary, T, Arkansas, 2002  
 Holley, Terry, S, Rice, 2005  
 \*#Holiday, Marcus, RB, Memphis State, 1996  
 Howard, Todd, CB, Michigan, 2002-04  
 \*#Hyder, Gaylon, DE, TCU, 2000  
 Jackson, Curtis, WR, Texas, 2000  
 Johnson, J.R., LB, Syracuse, 2003  
 Jones, Bryan, LB, Oregon State, 1999  
 Jones, Chris, LB, Clemson, 2001  
 Jones, Daniel, WR, Utah, 1999  
 \*#Kelm, Larry, LB, Texas A&M, 1990  
 Kempfert, David, C, Montana, 1997  
 \*#King, Andy, T, Illinois State, 2002  
 King, Tyler, DE, Connecticut, 2006  
 \*#Kirksey, Jon, G/DT, Sacramento State, 1995  
 Knight, Derrick, RB, Boston College, 2005  
 Lay, Josh, CB, Pittsburgh, 2006  
 Leggett, Jerry, LB, Cal-State Fullerton, 1989  
 \*#Lester, Tim, RB, Eastern Kentucky, 1992  
 Lewis, Derek, TE, Texas, 1999-2000  
 Lomack, Tony, WR, Florida, 1990  
 \*#Looker, Dane, WR, Washington, 2002  
 Lossow, Rodney, C, Wisconsin, 1989  
 \*#Loyd, Jeremy, LB, Iowa State, 2003  
 Lynch, Shawn, C, Duke, 2005  
 Malan, Mike, RB, Brown, 2002  
 \*#Martin, Jamie, QB, Weber State, 1993  
 McCaslin, Eugene, LB, Florida, 2001  
 \*#McGarigle, Tim, LB, Northwestern, 2006  
 \*#McGrorty, Dusty, RB, Southern Oregon, 2004  
 \*#McKinney, Jeremy, G, Iowa, 1998  
 McWilliams, Jason, LB, Western Illinois, 2003  
 \*#Messner, Mark, LB, Michigan, 1989  
 Michell, Barry, DT, Idaho, 1999  
 Michna, Russ, QB, Western Illinois, 2004  
 Middleton, Brandon, WR, Houston, 2004-05  
 \*#Miller, Bronzell, DE, Utah, 1995  
 \*#Morgan, Matt, T, Pittsburgh, 2004-05  
 \*#Moss, Brent, RB, Wisconsin, 1995  
 \*#Nead, Spencer, TE/RB, BYU, 2003  
 Newell, Mike, C, Colorado State, 2000-01  
 Newton, Tony, LB, Utah State, 2004  
 \*#O'Berry, Herman, CB, Oregon, 1996  
 \*#Pahukoa, Jeff, G, Washington, 1991  
 Patrick, Kevin, DE, Miami, Fla., 1994  
 Patterson, Roosevelt, G, Alabama, 2004  
 Peck, Jared, T, North Dakota State, 2002  
 \*#Piel, Mike, DT, Illinois, 1991  
 Powlul, Ron, QB, Notre Dame, 1998  
 \*#Price, Jim, TE, Stanford, 1990

\*#Raye, Jimmy, WR, San Diego State, 1991  
 \*#Reece, John, CB, Nebraska, 1995  
 Renteria, D.J., DE, New Mexico, 2004  
 \*#Reynolds, Jeffrey, RB, Houston, 2003  
 Richard, James, G, California, 1991  
 \*#Ross, Jermaine, WR, Purdue, 1994  
 Russell, Fred, RB, Iowa, 2006  
 Ryals, Trevor, C, Virginia, 1991  
 Sandidge, Tim, DT, Virginia Tech, 2006  
 Sargent, Anthony, WR, Wyoming, 1989  
 \*#Sears, Corey, DE, Mississippi State, 1998  
 \*#Sellers, Donald, WR/QB, New Mexico, 1997-98  
 Shaw, Russell, WR, Michigan, 1998  
 \*#Shivers, Jason, S, Arizona State, 2004  
 Singh, Bobby, G, Portland State, 1999  
 \*#Smith, Brian, LB, Auburn, 1989  
 \*##Smoker, Jeff, QB, Michigan State, 2005  
 Snellings, Paul, G, Georgia, 2000  
 \*#Sorensen, Nick, S, Virginia Tech, 2001  
 \*#St. Paul, Francis, WR, Northern Arizona, 2001-02  
 Stanley, Montavious, DT, Louisville, 2006  
 Stewart, Ed, LB, Nebraska, 1996  
 Stokes, Barry, T, Eastern Michigan, 1997  
 Strojny, Drew, T, Duke, 2005-06  
 Stuber, Tim, G, Colorado State, 2004  
 Swinson, Corey, OL, Hampton, 1995  
 Tagoni, Mu, OL, Arizona, 1996  
 Tate, Joe, G, Iowa, 2005  
 Tellison, A.C., WR, Miami, Fla., 1996  
 \*#Tercero, Scott, G, California, 2003  
 \*#Thompson, David, RB, Oklahoma State, 1997  
 \*#Thompson, Dominique, WR, William & Mary, 2005-06  
 Thompson, Duval, CB, Pennsylvania, 2005  
 \*#Thompson, Ernie, RB, Indiana, 1991  
 Tolver, Antoine, WR, Bethune-Cookman, 2000  
 \*#Townsend, Brian, LB, Michigan, 1992  
 Wagner, Terry, C, Sacramento State, 2004  
 \*#Ward, Phillip, LB, UCLA, 1998  
 Washington, John David, RB, Morehouse, 2006  
 White, Anthony, RB, Kentucky, 2000  
 \*#White, Cedric, DE, North Carolina A&T, 1997  
 Whittingham, Fred, RB, BYU, 1990  
 \*#Williams, Billy, WR, Tennessee, 1995-96  
 Williams, Darius, TE, Georgia Tech, 2005  
 \*#Williams, Jay, DE, Wake Forest, 1994  
 Williams, Tyrone, DE, Wyoming, 1996-97  
 Wright, Claudius, CB, Arizona, 1995  
 \*#Young, Robert, DE, Mississippi State, 1992  
 Zimmerman, Scott, LB, Northern Colorado, 2000-01

\*Also spent time on Rams' Active Roster  
 #Selected by Rams in NFL Draft



# RAMS HONORS

Each year, the Rams honor four players with special awards. Players and coaches combine to vote on two of the awards, the Daniel F. Reeves Memorial Award and the Carroll Rosenbloom Memorial Award, while the players vote on the Carl Ekern Spirit of the Game Award and the Ed Block Courage Award. A description of each award:

## DANIEL F. REEVES MEMORIAL AWARD

Given to the team's Most Valuable Player. The award was established in 1969 in honor of the former owner of the Rams, Dan Reeves, who was inducted into the Pro Football Hall of Fame in 1967. Reeves owned the Rams from 1941-71 and claimed World Championships in 1945 and 1951. He was the first to integrate football in the modern era with the signing of Woody Strode and Kenny Washington in 1946.

## CARROLL ROSENBLIOM MEMORIAL AWARD

Given to the team's Rookie of the Year. The award was established following the passing of former owner Carroll Rosenbloom in 1979. Rosenbloom became the owner of the Rams when he orchestrated an unprecedented franchise trade in 1972. Rosenbloom traded the Baltimore Colts to Robert Irsay for the Rams. The Rams won an NFL record seven consecutive NFC West titles from 1973-79 under Rosenbloom's leadership.

## CARL EKERN SPIRIT OF THE GAME AWARD

Established in 1990, the award is given to the player who best exemplifies sportsmanship, ethic, and commitment to his teammates. Those traits were displayed by former Rams linebacker Carl Ekern, killed in an automobile accident in 1990. Ekern was a starter for the Rams from 1982-88 and earned an invitation to the Pro Bowl in 1986.

## ED BLOCK COURAGE AWARD

Ed Block was the head trainer for the Baltimore Colts for 23 years. When the Ed Block Courage Award was founded in 1978, it honored a Colts player for showing courage on and off the field. In 1984, it became a league-wide award honoring one member from each NFL team. Proceeds from the award and the Ed Block Foundation go to support and provide housing for abused children.

### DANIEL F. REEVES MEMORIAL AWARD

- 1969 Roman Gabriel, QB
- 1970 Merlin Olsen, DT
- 1971 Marlin McKeever, LB
- 1972 Merlin Olsen, DT
- 1973 John Hadl, QB
- 1974 Lawrence McCutcheon, RB
- 1975 Jack Youngblood, DE
- 1976 Jack Youngblood, DE
- 1977 Lawrence McCutcheon, RB
- 1978 Jim Youngblood, LB
- 1979 Jack Youngblood, DE
- 1980 Vince Ferragamo, QB
- 1981 Nolan Cromwell, FS
- 1982 Vince Ferragamo, QB
- 1983 Eric Dickerson, RB
- 1984 Eric Dickerson, RB
- 1985 LeRoy Irvin, CB
- 1986 Eric Dickerson, RB
- 1987 Charles White, RB
- 1988 Henry Ellard, WR
- 1989 Jim Everett, QB
- 1990 Buford McGee, RB
- 1991 Robert Delapino, RB
- 1992 Jackie Slater, T
- 1993 Jerome Bettis, RB
- 1994 Shane Conlan, LB
- 1995 Isaac Bruce, WR
- 1996 Isaac Bruce, WR
- 1997 Amp Lee, RB
- 1998 Kevin Carter, DE
- 1999 Marshall Faulk, RB
- 2000 Marshall Faulk, RB
- 2001 Marshall Faulk, RB
- 2002 Marc Bulger, QB
- 2003 Torry Holt, WR
- 2004 Marc Bulger, QB
- 2005 Torry Holt, WR
- 2006 Steven Jackson, RB

### CARROLL ROSENBLIOM MEMORIAL AWARD

- 1979 Kent Hill, T
- 1980 Johnnie Johnson, SS
- 1981 Jairo Penaranda, RB
- 1982 Barry Redden, RB
- 1983 Eric Dickerson, RB
- 1984 Ron Brown, WR
- 1985 Dale Hatcher, P
- 1986 Jim Everett, QB
- 1987 Clifford Hicks, CB
- 1988 Robert Delapino, RB
- 1989 Darryl Henley, CB
- 1990 Bern Brostek, C
- 1991 Todd Lyght, CB
- 1992 Sean Gilbert, DT
- 1993 Jerome Bettis, RB
- 1994 Isaac Bruce, WR
- 1995 Kevin Carter, DE
- 1996 Eddie Kennison, WR
- 1997 David Thompson, RB
- 1998 London Fletcher, LB
- 1999 Torry Holt, WR
- 2000 Matt Bowen, S
- 2001 Tommy Polley, LB
- 2002 Travis Fisher, CB
- 2003 Pisa Tinoisamoa, LB
- 2004 Steven Jackson, RB
- 2005 Alex Barron, T
- 2006 Tye Hill, CB

### CARL EKERN SPIRIT OF THE GAME AWARD

- 1991 Buford McGee, FB
- 1992 Darryl Henley, CB
- 1993 Tim Lester, FB
- 1994 Jackie Slater, T
- 1995 D'Marco Farr, DT
- 1996 Harold Green, RB
- 1997 Mike A. Jones, LB
- 1998 Mike A. Jones, LB
- 1999 Mike A. Jones, LB
- 2000 Ray Agnew, DT
- 2001 Aeneas Williams, CB
- 2002 Ernie Conwell, TE
- 2003 Aeneas Williams, S
- 2004 Pisa Tinoisamoa, LB
- 2005 Pisa Tinoisamoa, LB
- 2006 Corey Chavous, S

### ED BLOCK COURAGE AWARD

- 1984 Jack Youngblood, DE
- 1985 Mike Guman, RB
- 1986 Doug Smith, C
- 1987 Charles White, RB
- 1988 Vince Newsome, S
- 1989 Mark Jerue, LB
- 1990 Jerry Gray, CB
- 1991 Michael Stewart, S
- 1992 Jackie Slater, T
- 1993 David Lang, RB
- 1994 Roman Phifer, LB
- 1995 Ron Wolfley, RB
- 1996 Alexander Wright, WR
- 1997 Mark Rypien, QB
- 1998 Mike A. Jones, LB
- 1999 Ernie Conwell, TE
- 2000 Trent Green, QB
- 2001 Isaac Bruce, WR
- 2002 Andy McCollum, C
- 2003 Aeneas Williams, S
- 2004 Marshall Faulk, RB
- 2005 Leonard Little, DE
- 2006 Pisa Tinoisamoa, LB

# ALL-TIME HONORS



## JOE F. CARR TROPHY

(Official NFL Most Valuable Player)

- 1939 Parker Hall, QB/HB
- 1945 Bob Waterfield, QB

## WASHINGTON D.C. TOUCHDOWN CLUB

(NFL Player of the Year; Coach of the Year)

- 1950 Bob Waterfield, QB
- 1954 Norm Van Brocklin, QB
- 1967 George Allen
- 1973 Chuck Knox
- 1978 Pat Haden, QB (NFC)
- 1984 Eric Dickerson, RB

## BERT BELL TROPHY

(NFL Most Valuable Player presented by Philadelphia Maxwell Club)

- 1969 Roman Gabriel, QB
- 1974 Merlin Olsen, DT
- 1999 Kurt Warner, QB
- 2001 Marshall Faulk, RB

## EARLE (GREASY) NEALE TROPHY

(NFL Coach of the Year, presented by Philadelphia Maxwell Club)

- 1999 Dick Vermeil

## NFL COACH OF THE YEAR

- 1945 Adam Walsh (NYN)
- 1952 Hamp Pool (NYN)
- 1967 George Allen (AP, UPI, TSN)
- 1973 Chuck Knox (AP, PFWA)
- 1999 Dick Vermeil (AP, CPFN, FD, FN, IFA, PFW, PFWA, SI., TSN, NFL Alumni)

## NFC COACH OF THE YEAR

- 1973 Chuck Knox (UPI, PFW, KCC, FN)
- 1983 John Robinson (UPI, FN)
- 1999 Dick Vermeil (USA)

## STAPLES COACH OF THE YEAR

- 1999 Dick Vermeil

## NFL OFFENSIVE COORDINATOR OF THE YEAR

- 1999 Mike Martz (FD)

## NFC ASSISTANT COACH OF THE YEAR

- 1999 Mike Martz (USA)

## NFL MOST VALUABLE PLAYER

- 1999 Kurt Warner, QB (AP, IFA, PFW, PFWA)
- 2000 Marshall Faulk, RB (AP, PFW, PFWA)
- 2001 Kurt Warner, QB (AP)
- 2001 Marshall Faulk, RB (PFW, PFWA)

## NFL PLAYER OF THE YEAR

- 1969 Roman Gabriel, QB (AP, UPI, TSN, NEA)
- 1999 Kurt Warner, QB (FD, SI, TSN)
- 2000 Marshall Faulk, RB (FD, SI, TSN)
- 2001 Kurt Warner, QB (FD)
- 2001 Marshall Faulk, RB (SI, TSN)

## NFC PLAYER OF THE YEAR

- 1973 John Hadl, QB (UPI, TSN)
- 1984 Eric Dickerson, RB (NFLPA)
- 1999 Marshall Faulk, RB (FN)

## NFL OFFENSIVE PLAYER OF THE YEAR

- 1969 Roman Gabriel, QB (PFW, KCC)
- 1986 Eric Dickerson, RB (AP)
- 1999 Marshall Faulk, RB (AP, CPFN)
- 2000 Marshall Faulk, RB (AP, CPFN)
- 2001 Marshall Faulk, RB (AP, CPFN)

## NFL ROOKIE OF THE YEAR

- 1971 Isiah Robertson, LB (PFW)
- 1983 Eric Dickerson, RB (NEA, PFWA, CPFN, FN, PFW)

- 1993 Jerome Bettis, RB (TSN, UPI)

## NFL OFFENSIVE ROOKIE OF THE YEAR

- 1983 Eric Dickerson, RB (AP, PFW)
- 1993 Jerome Bettis, RB (AP, PFW)

## NFL QUARTERBACK OF THE YEAR

- 1999 Kurt Warner (IFA, NFL Alumni, NQC)

## NFL RUNNING BACK OF THE YEAR

- 1983 Eric Dickerson (FD, NFL Alumni)
- 1984 Eric Dickerson (NFL Alumni)
- 1986 Eric Dickerson (NFL Alumni)

## NFL WIDE RECEIVER OF THE YEAR

- 1989 Henry Ellard (NFL Alumni)

## NFL OFFENSIVE LINEMAN OF THE YEAR

- 1969 Bob Brown, T (NFLPA)

## NFL DEFENSIVE PLAYER OF THE YEAR

- 1967 David Jones, DE (NEA)
- 1968 David Jones, DE (NEA)
- 1975 Jack Youngblood, DE (UPI)

## NFL DEFENSIVE LINEMAN OF THE YEAR

- 1967 David Jones, DE (NFLPA)
- 1968 David Jones, DE (NFLPA)
- 1975 Jack Youngblood, DE (PFW)

## NFL DEFENSIVE BACK OF THE YEAR

- 1976 Monte Jackson, CB (FD)
- 1980 Nolan Cromwell, FS (FD)
- 1981 Nolan Cromwell, FS (FD)
- 1983 Nolan Cromwell, SS (FD)

## NFL KICK RETURNER OF THE YEAR

- 1984 Henry Ellard (NFL Alumni)
- 1985 Ron Brown (NFL Alumni)

## NFC OFFENSIVE PLAYER OF THE YEAR

- 1973 John Hadl, QB (KCC)
- 1983 Eric Dickerson, RB (UPI)
- 1984 Eric Dickerson, RB (UPI, KCC)
- 1986 Eric Dickerson, RB (UPI)
- 1999 Marshall Faulk, RB (FN)
- 2001 Marshall Faulk, RB (FN)

## NFC ROOKIE OF THE YEAR

- 1983 Eric Dickerson, RB (UPI)
- 1993 Jerome Bettis, RB (UPI)

## NFC OFFENSIVE LINEMAN OF THE YEAR

- 1970 Bob Brown, T (NFLPA)
- 1979 Doug France, T (NFLPA)
- 1983 Jackie Slater, T (NFLPA)
- 1986 Jackie Slater, T (NFLPA)
- 1987 Jackie Slater, T (NFLPA)
- 1989 Jackie Slater, T (NFLPA)

## NFC DEFENSIVE PLAYER OF THE YEAR

- 1975 Jack Youngblood, DE (KCC)
- 1976 Jack Youngblood, DE (KCC)
- 1980 Nolan Cromwell, FS (KCC)

## NFC DEFENSIVE LINEMAN OF THE YEAR

- 1973 Merlin Olsen, DT (NFLPA)

## NFC LINEBACKER OF THE YEAR

- 1974 Isiah Robertson (NFLPA)
- 1975 Isiah Robertson (NFLPA)
- 1977 Isiah Robertson (NFLPA)

## NFC DEFENSIVE BACK OF THE YEAR

- 1989 Jerry Gray, CB (NFLPA)

**PETE ROZELLE TROPHY**

(Super Bowl Most Valuable Player)

1999 Kurt Warner, QB

**WHIZZER WHITE AWARD**

(NFL Man of the Year)

1970 Kermit Alexander, CB

**MILLER LITE AWARD**

(NFL Player of the Year)

1999 Kurt Warner, QB

2000 Marshall Faulk, RB

2001 Marshall Faulk, RB

**GOLDEN TOE AWARD**

1973 David Ray, K

1978 Frank Corral, K

**ESPY AWARDS**

(ESPN's Pro Football Player of the Year)

1999 Kurt Warner, QB

2000 Marshall Faulk, RB

2001 Marshall Faulk, RB

(ESPN's Breakthrough Athlete of the Year)

1999 Kurt Warner, QB

**EXECUTIVE OF THE YEAR**

2001 Charley Arme, General Manager (PFW, PFWA)

**NFL COMEBACK PLAYER OF THE YEAR**

2003 Aeneas Williams, S (FD)

**AFC-NFC PRO BOWL PLAYER OF THE GAME**

2004 Marc Bulger, QB

**NFL ALL-DECADE TEAMS**

(Chosen by Hall of Fame Selection Committee)

**1940's** Jim Benton, E

Bob Waterfield, QB

**1950's** Tom Fears, E

Elroy Hirsch, HB/E

Norm Van Brocklin, QB/P

Dick Lane, DB

**1960's** David Jones, DE

Merlin Olsen, DT

Eddie Meador, DB

**1970's** Jack Youngblood, DE (First Team)

Merlin Olsen, DT (Second Team)

**1980's** Eric Dickerson, RB (First Team)

Nolan Cromwell, S (Second Team)

**NFL ALL-PRO****1937** Johnny Drake, FB (Second Team, UPI, NYN)

Ted Livingston, T (Honorable Mention, NFL)

Ookie Miller, G (Honorable Mention, NFL)

Chuck Cherundolo, C (Honorable Mention, NFL)

**1938** Johnny Drake, FB (Second Team, NFL, NYDM)

Jim Benton, E (Honorable Mention, NFL, PFWA)

Chuck Cherundolo, C (Honorable Mention, NFL, PFWA)

**1939** Parker Hall, QB (First Team, UPI, INS, NYN),

HB (First Team, PFWA)

Johnny Drake, HB (Second Team, NFL, UPI,

PFWA, NYN)

Jim Benton, E (Second Team, NFL)

Chet Adams, T (Honorable Mention, NFL)

Bill Conkwright, C (Honorable Mention, PFWA)

Vic Spadaccini, QB (Honorable Mention, NFL, PFWA)

**1940** Johnny Drake, FB (First Team, NFL, AP, UPI, NYN)

Parker Hall, QB (Second Team, UPI)

Berney McGarry, G (Honorable Mention, AP)

Chet Adams, T (Second Team, INS, NYN)

**1941** Riley Matheson, G (First Team, AP)

Chet Adams, T (Honorable Mention, AP, UPI)

Parker Hall, HB (Honorable Mention, AP)

Johnny Drake, FB (Honorable Mention, NFL)

**1942** Riley Matheson, G (First Team, AP)

Chet Adams, T (Second Team, NFL, AP)

John Hightower, E (Honorable Mention, NFL)

Dante Magnani, HB (Second Team, NFL)

**1944** Riley Matheson, G (First Team, AP, UPI, NYN)

Jim Benton, E (Second Team, UPI, NYN)

Steve Pritko, E (Honorable Mention, AP)

**1945** Bob Waterfield, QB (First Team, AP, UPI-HB, NYN)

Riley Matheson, G (First Team, AP, UPI, NYN)

Jim Benton, E (First Team, AP, NYN)

Eberle Schultz, T (First Team, INS)

Jim Gillette, HB (First Team, INS)

Mike Scarry, C (Second Team, UPI)

Fred Gehrke, HB (Second Team, UPI, INS)

**1946** Jim Benton, E (First Team, AP, UPI, NYN, WP)

Riley Matheson, G (First Team, AP, UPI, NYN, WP)

Bob Waterfield, QB (First Team, AP, UPI, WP)

Gil Bouley, T (Second Team, WP)

**1947** Dick Huffman, T (First Team, AP)

Riley Matheson, G (First Team, AP, NYN)

Jim Benton, E (Honorable Mention, UPI)

Roger Eason, G (Honorable Mention, UPI)

Bob Waterfield, QB (Honorable Mention, AP)

Gil Bouley, T (First Team, HA)

**1948** Dick Huffman, T (First Team, AP, TSN, UPI, NYN)

Fred Naumetz, C (First Team, INS)

Tom Fears, E (Second Team, UPI, NYN)

Milan Lazetich, MG (First Team, HA)

Gil Bouley, T (First Team, HA)

**1949** Tom Fears, E (First Team, UPI, NYN, CO)

Dick Huffman, T (First Team, AP, UPI, NYN,

INS-DT, CO-DT)

Fred Naumetz, C (First Team, AP, UPI, NYN)

Bob Waterfield, QB (First Team, AP, UPI, CO)

Milan Lazetich, G (First Team, INS)

Dick Hoerner, FB (First Team, CO)

Jack Martin, C (Honorable Mention, UPI)

**1950** Tom Fears, E (First Team, AP, UPI, NYN)

Dick Huffman, T (First Team, NYN-DT)

Dick Reinhard, T (First Team, NYN-DT)

Fred Naumetz, C (Second Team, NYN)

Bob Waterfield, QB (Second Team, AP)

Dick Hoerner, FB (Second Team, AP, NYN)

Larry Brink, DE (Honorable Mention, AP)

Milan Lazetich, G (Honorable Mention, AP)

Norm Van Brocklin, QB (Honorable Mention, AP, UPI)

Glen Davis, HB (Honorable Mention, AP, UPI)

Paul Berry, HB (Honorable Mention, AP)

**1951** Larry Brink, DE (First Team, AP, NYN)

Elroy Hirsch, E (First Team, AP, UPI, NYN)

Dan Towler, FB (First Team, UPI, NYN)

Stan West, MG (First Team, NYN)

Tank Younger, LB (First Team, AP)

Tom Fears, E (Second Team, NYN)

Woodley Lewis, DB (Second Team, UPI)

Bob Waterfield, QB (Second Team, UPI, NYN)

**1952** Dan Towler, HB (First Team, AP, UPI)

Larry Brink, DE (First Team, UPI)

Stan West, MG (First Team, AP, UPI, NYN)

Herb Rich, DB (First Team, AP, NYN)

Elroy Hirsch, E (Second Team, UPI, NYN)

Norm Van Brocklin, QB (Second Team, UPI)

Andy Robustelli, DE (Second Team, NYN)

Tank Younger, FB (Second Team, UPI)

Dick Lane, DB (Honorable Mention, AP)

Leon McLaughlin, C (Honorable Mention, UPI)

Bob Waterfield, QB (Honorable Mention, UPI)

Dick Daugherty, MB (Honorable Mention, UPI)

Don Paul, LB (Honorable Mention, AP, UPI)

**1953** Elroy Hirsch, E (First Team, AP)

Dan Towler, HB (First Team, UPI)

Andy Robustelli, DE (First Team, AP)

Don Paul, LB (First Team, AP)

Bud McFaddin, G (Second Team, UPI)

Larry Brink, DE (Second Team, NYN)

Woodley Lewis, DB (Second Team, UPI)

Tom Dahms, T (Honorable Mention, AP, UPI)

John Hock, G (Honorable Mention, AP)

Norm Van Brocklin, QB (Honorable Mention, AP)

Skeets Quinlan, HB (Honorable Mention, AP, UPI)

Charlie Toogood, DT (Honorable Mention, AP)

Stan West, MG (Honorable Mention, AP, UPI)

Dick Lane, DB (Honorable Mention, UPI)

**1954** Bob Boyd, E (First Team, AP, NYN)

Duane Putnam, G (Second Team, AP)

Norm Van Brocklin, QB (Second Team, TSN, NYN)

Tank Younger, FB (Second Team, AP, UPI)

- Dan Towler, HB (Second Team, AP)  
 Andy Robustelli, DE (Second Team, AP, UPI, NYN)  
 Don Paul, LB (Second Team, AP)  
 Leon McLaughlin (Honorable Mention, AP)  
 Skeets Quinlan, HB (Honorable Mention, UPI)  
 Les Richter, LB (Honorable Mention, UPI)
- 1955** Duane Putnam, G (First Team, AP, NEA, TSN, NYN)  
 Norm Van Brocklin, QB (First Team, TSN)  
 Ron Waller, HB (First Team, UPI)  
 Andy Robustelli, DE (First Team, AP, TSN, NYN)  
 Les Richter, LB (First Team, NYN)  
 Will Sherman, DB (First Team, AP, UPI, NEA, TSN, NYN)  
 Bud McFaddin, DT (Second Team, NEA)  
 Tom Fears, E (Honorable Mention, AP)  
 Charlie Toogood, T (Honorable Mention, AP)  
 Bob Cross, T (Honorable Mention, AP)  
 Leon McLaughlin, C (Honorable Mention)  
 Tank Younger, FB (Honorable Mention, AP)  
 Tom McCormack, HB (Honorable Mention, AP)
- 1956** Duane Putnam, G (First Team, NEA, NYN)  
 Les Richter, MLB (First Team, AP, NYN)  
 Ehroy Hirsch, E (Second Team, NYN)  
 Ron Waller, HB (Second Team, NEA)  
 Bud McFaddin, DT (Second Team, NEA, NYN)  
 Will Sherman, DB (Second Team, NEA)
- 1957** Duane Putnam, G (First Team, AP, UPI, NEA, NYN)  
 Tom Wilson, HB (Second Team, AP, UPI, NYN)  
 Les Richter, MLB (Second Team, AP, UPI)  
 Dick Daugherty, LB (Second Team, NYN)
- 1958** Del Shofner, E (First Team, AP, UPI, NEA, NYN)  
 Duane Putnam, G (First Team, AP, UPI, NEA, NYN)  
 Jon Arnett, HB (First Team, AP, UPI, NEA, NYN)  
 Les Richter, MLB (Second Team, AP, UPI, NEA, NYN)  
 Will Sherman, DB (Second Team, AP, UPI, NEA, NYN)  
 Del Shofner, E (First Team, AP, UPI, NEA, NYN)
- 1959** Duane Putnam, G (First Team, NEA)  
 Ollie Matson, FB (Second Team, UPI)  
 Lou Michaels, DE/K (Second Team, AP)  
 Jon Arnett, HB (Honorable Mention, UPI)
- 1960** Jim Phillips, E (Second Team, AP, UPI)  
 Art Hunter, C (Second Team, AP, UPI, NEA)  
 Gene Brito, DE (Second Team, UPI)  
 Les Richter, MLB (Second Team, AP)  
 Ed Meador, CB (Second Team, AP)  
 John LoVetere, DT (Honorable Mention, UPI)  
 Jack Pardee, LB (Honorable Mention, UPI)
- 1961** Jim Phillips, E (First Team, AP, UPI, NYN)  
 Jon Arnett, HB (Second Team, UPI, NYN)
- 1962** Dick Bass, FB (First Team, UPI, FN)  
 Marlin McKeever, LB (Honorable Mention, UPI)  
 Ed Meador, CB (Honorable Mention, UPI, NEA)
- 1963** Merlin Olsen, DT (First Team, FN)  
 Jack Pardee, LB (First Team, AP)  
 Rosey Grier, DT (Second Team, NEA)  
 Ed Meador, CB/S (Second Team, NEA)  
 Dick Bass, FB (Honorable Mention, AP)  
 Frank Verrichione, T (Honorable Mention, AP)
- 1964** Merlin Olsen, DT (First Team, NEA, FN)  
 David Jones, DE (Second Team, AP, UPI, NEA, NYN)  
 Marlin McKeever, TE (Honorable Mention, UPI)  
 Frank Verrichione, T (Honorable Mention, UPI)
- 1965** David Jones, DE (First Team, AP, UPI, NEA, NYN, FN)  
 Merlin Olsen, DT (First Team, FN)  
 Tommy McDonald, FL (Honorable Mention, UPI)  
 Rosey Grier, DT (Honorable Mention, UPI)  
 Dan Currie, LB (Honorable Mention, UPI)  
 Ed Meador, S (Honorable Mention, UPI)
- 1966** David Jones, DE (First Team, AP, UPI, NEA, PFWA, NYN, FN)  
 Merlin Olsen, DT (First Team, AP, UPI, NEA, PFWA, NYN, FN)  
 Maxie Baughan, LB (First Team, NEA)  
 Tom Mack, G (Second Team, FN)  
 Dick Bass, FB (Second Team, AP, UPI, NYN)  
 Irv Cross, CB (Honorable Mention, UPI)  
 Ed Meador, S (Honorable Mention, UPI)
- 1967** Charlie Cowan, T (First Team, FN)  
 David Jones, DE (First Team, AP, UPI, NEA, PFWA, NYN, FN)  
 Merlin Olsen, DT (First Team, AP, UPI, NEA, PFWA, NYN, FN)
- Maxie Baughan, LB (First Team, UPI, NYN, FN)  
 Ed Meador, S (First Team, UPI, NEA, PFWA, FN)  
 Tom Mack, G (Second Team, FN)  
 Roman Gabriel, QB (Second Team, FN)  
 Les Josephson, RB (Second Team, FN)  
 Roger Brown, DT (Second Team, FN)  
 Joe Scibelli, G (Honorable Mention, UPI)  
 Irv Cross, CB (Honorable Mention, UPI)  
 Bernie Casey, FL (Honorable Mention, UPI)  
 Billy Truax, TE (Honorable Mention, UPI)  
 David Jones, DE (First Team, PFW, PFWA)  
 Merlin Olsen, DT (First Team, PFW, PFWA)  
 Ed Meador, S (First Team, AP)  
 Charlie Cowan, T (Second Team, AP, NYN)  
 Tom Mack, G (Second Team, UPI, NEA)  
 Roman Gabriel, QB (Second Team, NYN)
- 1968** Maxie Baughan, LB (Second Team, AP, NYN)  
 Bob Brown, T (First Team, HOF, PFW, PFWA, NEA, AP, UPI, FN, NYN)  
 Charlie Cowan, T (First Team, SI)  
 Tom Mack, G (First Team, HOF, UPI, NEA)  
 Roman Gabriel, QB (First Team, HOF, AP, UPI, PFW, NYN, SI)  
 David Jones, DE (First Team, HOF, PFW, PFWA, NEA, AP, UPI, FN, SI, NYN)  
 Merlin Olsen, DT (First Team, HOF, PFW, PFWA, NEA, AP, UPI, FN, SI, NYN)  
 Ed Meador, S (First Team, AP, UPI, PFW)  
 Ken Inman, C (Second Team, NYN)
- 1970** Maxie Baughan, LB (Second Team, AP, PFW)  
 Bruce Gossett, K (Second Team, PFW)  
 Bob Brown, T (First Team, AP, PFWA, NEA, PFW)  
 Tom Mack, G (First Team, FN)  
 David Jones, DE (First Team, FN, PFW, NYP)  
 Merlin Olsen, DT (First Team, AP, PFWA, NEA, PFW)  
 Charlie Cowan, T (Honorable Mention, UPI)  
 Ed Meador, S (Honorable Mention, UPI)
- 1971** Tom Mack, G (First Team, NEA)  
 Isaiah Robertson, LB (First Team, NYP)  
 Coy Bacon, DE (Second Team, NEA)  
 Merlin Olsen, DT (Second Team, UPI)
- 1972** Tom Mack, G (First Team, NYP)  
 Coy Bacon, DE (First Team, FN)  
 Isaiah Robertson, LB (Second Team, FN)  
 Dave Chappelle, P (Second Team, PFWA)
- 1973** Harold Jackson, WR (First Team, AP, PFWA, NEA, FN, NYP, PFW)  
 Joe Scibelli, G (First Team, NEA)  
 Tom Mack, G (First Team, PFW)  
 John Hadl, QB (First Team, AP, PFWA, FN, PFW)  
 Jack Youngblood, DE (First Team, NYP)  
 Isaiah Robertson, LB (First Team, AP, PFWA, FN, NYP)  
 Charlie Cowan, T (Second Team, AP, PFWA)  
 Lawrence McCutcheon, RB (Second Team, NEA, FN)  
 Fred Dryer, DE (Second Team, PFW)  
 Merlin Olsen, DT (Second Team, AP, FN)
- 1974** Tom Mack, G (First Team, PFWA, FN, PFW)  
 Lawrence McCutcheon, RB (First Team, NEA, FN, NYP)  
 Jack Youngblood, DE (First Team, AP, PFWA)  
 Fred Dryer, DE (First Team, NEA)  
 Isaiah Robertson, LB (First Team, FN)  
 Dave Elmendorf, SS (First Team, NYP)  
 Merlin Olsen, DT (Second Team, AP)  
 Larry Brooks, DT (Second Team, NEA)  
 Tom Mack, G (First Team, FN)  
 Jack Youngblood, DE (First Team, NEA)  
 Isaiah Robertson, LB (First Team, NEA, PFW)  
 Merlin Olsen, DT (Second Team, FN)  
 Dave Elmendorf, SS (Second Team, AP, NEA)  
 Tom Dempsey, K (Second Team, FN)
- 1976** Jack Youngblood, DE (First Team, AP, PFWA, NEA, FN, PFW, NYP)  
 Monte Jackson, CB (First Team, AP, PFWA, NEA, FN, PFW, NYN, NYP)  
 Ron Jessie, WR (Honorable Mention, UPI)
- 1977** Larry Brooks, DT (First Team, PFWA, NYP)  
 Monte Jackson, CB (First Team, PFWA)

- Jack Youngblood, DE (First Team, NYN)  
Isiah Robertson, LB (First Team, CPFN)  
Harold Jackson, WR (Second Team, NEA)
- 1978** Dennis Harrah, G (First Team, CPFN)  
Jack Youngblood, DE (First Team, AP, PFWA, NEA, CPFN, PFN, NYN)  
Jim Youngblood, LB (First Team, NYP, NYN)  
Pat Thomas, CB (First Team, NYP, NYN)  
Frank Corral, K (First Team, PFWA, NEA, CPFN, PFN)  
Doug France, T (Second Team, AP, NEA)  
Larry Brooks, T (Second Team, AP, NEA)
- 1979** Jack Youngblood, DE (First Team, AP, PFWA, NEA, PFN, NYN)  
Larry Brooks, DT (First Team, AP)  
Jim Youngblood, LB (Second Team, AP)
- 1980** Kent Hill, G (First Team, PFN)  
Rich Saul, C (First Team, SI)  
Pat Thomas, CB (First Team, AP, SI)  
Nolan Cromwell, FS (First Team, AP, PFWA, NEA, TSN, FD, PFN, SI, CPFN, NYN)  
Jack Youngblood, DE (Second Team, NEA, TSN)  
Nolan Cromwell, FS (First Team, AP, PFWA, NEA, TSN, PFN, SI, NYN)
- 1981** LeRoy Irvin, PR (First Team, AP, PFWA, TSN, PFN)  
Rod Perry, CB (First Team, NYN)  
Rich Saul, C (Second Team, NEA)
- 1982** Nolan Cromwell, FS (First Team, AP, PFWA, FD)  
LeRoy Irvin, PR (First Team, PFWA)
- 1983** Jackie Slater, T (First Team, NFL Films)  
Kent Hill, G (First Team, TSN)  
Eric Dickerson, RB (First Team, AP, PFWA, NEA, TSN, PFN, CPFN, FD, SI, NFL Films)  
Nolan Cromwell, SS (First Team, FD)  
Johnnie Johnson, FS (First Team, NEA)  
Bill Bain, T (First Team, NFL Films, PFN)  
Eric Dickerson, RB (First Team, AP, PFWA, NEA, TSN, PFN, CPFN, FD, SI NFL Films)  
Jim Collins, LB (First Team, SI, PFN)  
Henry Ellard, WR (First Team, AP, TSN, FD)  
Kent Hill, G (Second Team, CPFN)  
Gary Green, CB (Second Team, NEA)
- 1985** Jim Collins, LB (First Team, TSN)  
LeRoy Irvin, CB (First Team, USA Today)  
Vince Newsome, Nickel Back (First Team, SI)  
Dale Hatcher, P (First Team, AP, TSN, FD, USA Today, SI)  
Ron Brown, KR (First Team, AP, TSN, FD)  
Henry Ellard, WR (First Team, TSN)  
Gary Green, CB (Second Team, FD)  
Kent Hill, G (Second Team, AP, FD)  
Eric Dickerson, G (Honorable Mention, AP)
- 1986** Jackie Slater, T (First Team, SI)  
Dennis Harrah, G (First Team, AP, PFWA, TSN, FD, NFL Films, PFN, CPFN)  
Eric Dickerson, RB (First Team, AP, PFWA, NEA, TSN, FD, USA Today, SI, NFL Films, PFN, CPFN)  
LeRoy Irvin, CB (First Team, AP, PFWA, TSN, FD, NFL Films)  
Jerry Gray, CB (Second Team, AP)  
Nolan Cromwell, FS (Honorable Mention, AP)  
Mel Owens, LB (Honorable Mention, AP)  
Doug Smith, C (Honorable Mention, AP)
- 1987** Jackie Slater, T (First Team, NEA)  
Tom Newberry, G (First Team, USA Today, SI)  
Charles White, RB (First Team, AP, PFWA, TSN, CPFN, FD, NFL Films, PFN)  
Ron Brown, KR (First Team, CPFN)  
Dale Hatcher, P (Second Team, CPFN)  
Jerry Gray, CB (Second Team, NEA)
- 1988** Henry Ellard, WR (First Team, AP, PFWA, NEA, TSN, CPFN, SI, NFL Films, PFN)  
Jackie Slater, T (First Team, NFL Films, PFN)  
Irv Pankey, T (First Team, NEA)  
Tom Newberry, G (First Team, AP, PFWA, TSN, CPFN, USA Today, NFL Films, PFN)  
LeRoy Irvin, CB (First Team, SI)  
Jim Everett, QB (Second Team, CPFN)  
Jerry Gray, CB (Second Team, NEA)  
Doug Smith, C (Honorable Mention, PFN)
- 1989** Jackie Slater, T (First Team, NEA, CPFN, FD)  
Tom Newberry, G (First Team, AP, PFWA, TSN, USA, PFN)  
Kevin Greene, LB (First Team, NEA, TSN, USA Today)  
Jerry Gray, CB (First Team, PFWA, CPFN)
- Mike Lansford, K (First Team, TSN)  
Jim Everett, QB (Second Team, NEA, CPFN)  
Henry Ellard, WR (Honorable Mention, AP)  
Jackie Slater, T (Honorable Mention, AP)  
Tom Newberry, G (Honorable Mention, AP)  
Doug Smith, C (Honorable Mention, AP)  
Alvin Wright, NT (Honorable Mention, AP)  
Kevin Greene, LB (Honorable Mention, AP)
- 1991** Robert Delpino, Receiver-Back (First Team, SI)  
**1992** Kevin Greene, LB (First Team, SI)  
Jackie Slater, T (Honorable Mention, AP)  
**1993** Jerome Bettis, RB (First Team, AP, PFWA, CPFN)  
Sean Gilbert, DT (First Team, CPFN)  
**1994** Sean Landeta, P (Honorable Mention, AP)  
**1995** Isaac Bruce, WR (First Team, SI)  
Sean Landeta, P (First Team, USA Today)
- 1996** D'Marco Farr, DT (SI)  
Eddie Kennison, PR (Second Team, CPFN, FD)  
**1999** Kurt Warner, QB (First Team, AP, CPFN, SI, PFN, TSN, USA)  
Marshall Faulk, RB (First Team, AP, SI, PFN, CPFN, TSN, FD, USA)  
Isaac Bruce, WR (First Team, CPFN, TSN, USA; Second Team, AP, FD)  
Orlando Pace, T (First Team, AP, PFN, TSN, USA; Second Team, CPFN, FD)  
Kevin Carter, DE (First Team, AP, PFN, CPFN, TSN, FD, USA)  
Tony Horne, KR (First Team, CPFN, PFN, SI, TSN, USA; Second Team, AP, FD)  
Az-Zahir Hakim, PR (First Team, CPFN, USA (3rd Down Specialist)  
London Fletcher, LB (Second Team, FD)  
Todd Lyght, CB (Second Team, AP, CPFN, FD)  
Adam Timmerman, G (Second Team, CPFN, FD)
- 2000** Marshall Faulk, RB (First Team, AP, CPFN, FD, FN, SI, PFN, SN, USA)  
Az-Zahir Hakim, PR (First Team, PFN, TSN; Second Team, CPFN, FD)  
Tom Nütten, G (First Team, USA)  
Orlando Pace, T (First Team, CPFN, FN, PFN, SN; Second Team, AP)  
**2001** Kurt Warner, QB (First Team, AP, CPFN, FD, SI, PFN, TSN)  
Marshall Faulk, RB (First Team, AP, CPFN, FD, SI, PFN, TSN)  
Orlando Pace, T (First Team, AP, CPFN, PFN, TSN; Second Team, FD)  
Aeneas Williams, CB (First Team, AP, FD, PFN, TSN; Second Team, CPFN)  
Adam Timmerman, G (Second Team, AP, FD)  
Ernie Conwell, TE (Second Team, FD)  
Grant Westrom, DE (Second Team, FD)
- 2003** Torry Holt, WR (First Team AP, SI, PFN, FD, TSN)  
Orlando Pace, T (First Team AP, TSN)  
Leonard Little, DE (First Team AP, PFN)  
Jeff Wilkins, K (Second Team AP)
- 2004** Orlando Pace, T (TSN)
- ALL-NFC**
- 1970** Bob Brown, T (First Team, AP, UPI, PFN)  
Tom Mack, G (First Team, UPI, TSN, PFN)  
David Jones, DE (First Team, UPI, TSN, PFN)  
Merlin Olsen, DT (First Team, AP, UPI, TSN, PFN)  
Ed Meador, S (Honorable Mention, UPI)  
Charlie Cowan, T (Honorable Mention, UPI)
- 1971** Charlie Cowan, T (First Team, TSN)  
Tom Mack, G (First Team, AP, UPI)  
Isiah Robertson, LB (First Team, TSN)  
Willie Ellison, RB (Second Team, UPI)  
Merlin Olsen, DT (Second Team, UPI)  
Lance Rentzel, WR (Honorable Mention, UPI)  
David Jones, DE (Honorable Mention, UPI)  
Gene Howard, CB (Honorable Mention, UPI)  
Dave Elmendorf, S (Honorable Mention, UPI)
- 1972** Tom Mack, G (First Team, AP, UPI, TSN)  
Dave Chapple, P (First Team, TSN)  
Merlin Olsen, DT (Second Team, UPI)  
Isiah Robertson, LB (Second Team, UPI)  
Dave Elmendorf, S (Second Team, UPI)  
Coy Bacon, DE (Honorable Mention, UPI)

- 1973 Jack Snow, WR (Honorable Mention, UPI)  
Harold Jackson, WR (First Team, AP, UPI, TSN, PFW)  
John Hadl, QB (First Team, AP, UPI, TSN, PFW)  
Tom Mack, G (First Team, AP, UPI, TSN, PFW)  
Merlin Olsen, DT (First Team, AP, UPI, TSN, PFW)  
Isiah Robertson, LB (First Team, AP)  
Charlie Cowan, T (Second Team, UPI, PFW)  
Joe Scibelli, G (Second Team, UPI)  
Lawrence McCutcheon, RB (Second Team, UPI, PFW)  
Jack Youngblood, DE (Second Team, UPI, PFW)  
Fred Dryer, DE (Second Team, PFW)  
Jack Reynolds, LB (Honorable Mention, UPI)  
Dave Elmendorf, S (Honorable Mention, UPI)
- 1974 Tom Mack, G (First Team, AP, UPI, TSN, PFW)  
Lawrence McCutcheon, RB (First Team, AP, UPI, TSN, PFW)  
Jack Youngblood, DE (First Team, AP, UPI, TSN, PFW, NYN)  
Larry Brooks, DT (First Team, PFW)  
Fred Dryer, DE (Second Team, UPI)  
Merlin Olsen, DT (Second Team, UPI)  
Isiah Robertson, LB (Second Team, UPI)  
Ken Inman, C (Honorable Mention, UPI)
- 1975 Tom Mack, G (First Team, AP, UPI, TSN, NYN)  
Jack Youngblood, DE (First Team, AP, UPI, TSN, PFW, NYN)  
Fred Dryer, DE (First Team, PFW)  
Isiah Robertson, LB (First Team, AP, UPI, PFW)  
Dave Elmendorf, SS (First Team, AP, NYN)  
Lawrence McCutcheon, RB (Second Team, UPI)  
Merlin Olsen, DT (Second Team, UPI)  
Harold Jackson, WR (Honorable Mention, UPI)  
Charlie Cowan, T (Honorable Mention, UPI)  
Joe Scibelli, G (Honorable Mention, UPI)  
Jack Reynolds, LB (Honorable Mention, UPI)
- 1976 Jack Youngblood, DE (First Team, AP, UPI, TSN, PFW, NYN)  
Isiah Robertson, LB (First Team, AP, UPI, TSN, PFW)  
Monte Jackson, CB (First Team, AP, UPI, TSN, PFW, NYN)  
Cullen Bryant, KR (First Team, PFW)  
Harold Jackson, WR (Second Team, UPI)  
Tom Mack, G (Second Team, UPI)  
Lawrence McCutcheon, RB (Second Team, UPI)  
Larry Brooks, DT (Second Team, UPI)  
Dave Elmendorf, SS (Second Team, UPI)  
Ron Jessie, WR (Honorable Mention, UPI)  
Harold Jackson, WR (First Team, UPI, TSN, NYN)  
Tom Mack, G (First Team, UPI, TSN, PFW)  
Lawrence McCutcheon, RB (First Team, UPI)  
Larry Brooks, DT (First Team, TSN, NYN)  
Isiah Robertson, LB (First Team, UPI, TSN, PFW)  
Monte Jackson, CB (First Team, UPI, TSN, PFW, NYN)  
Bill Simpson, FS (First Team, TSN)  
Pat Haden, QB (Second Team, UPI)  
Pat Thomas, CB (Honorable Mention, UPI)  
Rich Saul, C (Honorable Mention, UPI)
- 1978 Doug France, T (First Team, TSN, PFW)  
Dennis Harrah, G (First Team, UPI, PFW)  
Tom Mack, G (First Team, TSN)  
Jack Youngblood, DE (First Team, UPI, TSN, PFW, NYN)  
Larry Brooks, DT (First Team, UPI, TSN, PFW)  
Jim Youngblood, LB (First Team, UPI, NYN)  
Pat Thomas, CB (First Team, UPI, PFW, NYN)  
Rod Perry, CB (First Team, TSN, NYN)  
Bill Simpson, FS (First Team, PFW)  
Frank Corral, K (First Team, UPI, TSN, PFW)  
Jackie Wallace, PR (First Team, PFW, NYN)
- 1979 Dennis Harrah, G (First Team, PFW, NYN)  
Rich Saul, C (First Team, PFW, NYN)  
Jack Youngblood, DE (First Team, UPI, TSN, PFW, NYN)  
Jack Reynolds, MLB (First Team, TSN)  
Jim Youngblood, LB (First Team, TSN, NYN)  
Doug France, T (Second Team, UPI)  
Larry Brooks, DT (Second Team, UPI)  
Dave Elmendorf, SS (Honorable Mention, UPI)  
Nolan Cromwell, FS (Honorable Mention, UPI)
- 1980 Doug France, T (First Team, PFW)  
Kent Hill, G (First Team, UPI, PFW, NYN)  
Rich Saul, C (First Team, SI)  
Jack Youngblood, DE (First Team, UPI, NYN)  
Pat Thomas, CB (First Team, UPI, PFW, NYN)  
Nolan Cromwell, FS (First Team, UPI, PFW)  
Dennis Harrah, G (Second Team, UPI)  
Larry Brooks, DT (Second Team, UPI) (First Team, NYN)  
Jack Reynolds, MLB (Second Team, UPI)
- Rod Perry, CB (Second Team, UPI) (First Team, NYN)  
Vince Ferragamo, QB (Honorable Mention, UPI)  
Nolan Cromwell, FS (First Team, PFW, NYN)  
LeRoy Irvin, CB (First Team, PFW)  
Rod Perry, CB (First Team, NYN)  
Rich Saul, C (First Team, NYN)  
Jack Youngblood, DE (First Team, NYN)  
Kent Hill, G (First Team, UPI)
- 1982 Nolan Cromwell, FS (First Team, UPI)  
Jackie Slater, T (First Team, UPI)  
Kent Hill, G (First Team, PFW, UPI)  
Eric Dickerson, RB (First Team, UPI, PFW)  
Nolan Cromwell, SS (First Team, PFW)  
Johnnie Johnson, FS (Second Team, UPI)  
Mike Barber, TE (Second Team, UPI)  
Jim Collins, LB (Second Team, UPI)
- 1984 Bill Bain, T (First Team, PFW)  
Eric Dickerson, RB (First Team, UPI, PFW)  
Jim Collins, LB (First Team, PFW)  
Henry Ellard, KR (First Team, PFW)  
Dennis Harrah, G (Second Team, UPI)  
Kent Hill, G (Second Team, UPI)  
Jack Youngblood, DE (Second Team, UPI)
- 1985 Jackie Slater, T (First Team, FN)  
Dennis Harrah, G (First Team, UPI)  
Jim Collins, LB (First Team, FN)  
Gary Green, CB (First Team, FN)  
Dale Hatcher, P (First Team, UPI, FN)  
Ron Brown, KR (First Team, FN)  
Henry Ellard, WR (First Team, FN)  
Kent Hill, G (Second Team, UPI)  
LeRoy Irvin, CB (Second Team, UPI)
- 1986 Jackie Slater, T (First Team, UPI, PFW, FN)  
Dennis Harrah, G (First Team, UPI, PFW)  
Doug Smith, C (First Team, FN)  
Eric Dickerson, RB (First Team, UPI, PFW, FN)  
LeRoy Irvin, CB (First Team, UPI)  
Jerry Gray, CB (First Team, UPI, PFW, FN)  
Vince Newsome, SS (Second Team, UPI)  
Carl Ekern, LB (Second Team, UPI)  
Mark Jerue, LB (Second Team, UPI)
- 1987 Jackie Slater, T (First Team, UPI, PFW, FN)  
Tom Newberry, G (First Team, UPI, PFW)  
Charles White, RB (First Team, UPI, PFW, FN)  
Jerry Gray, CB (First Team, PFW)  
Dennis Harrah, G (Second Team, UPI)  
Henry Ellard, WR (First Team, UPI, PFW)  
Jackie Slater, T (First Team, PFW)  
Tom Newberry, G (First Team, PFW, UPI, FN)  
Jerry Gray, CB (First Team, PFW)  
Robert Delgino, ST (First Team, PFW)  
Jim Everelt, QB (Second Team, UPI)
- 1989 Henry Ellard, WR (First Team, FN)  
Jackie Slater, T (First Team, PFW)  
Tom Newberry, G (First Team, UPI, PFW, FN)  
Doug Smith, C (First Team, FN)  
Jerry Gray, CB (First Team, PFW, FN)  
Kevin Greene, LB (Second Team, UPI)  
Jackie Slater, T (First Team, PFW)  
Tom Newberry, G (Second Team, UPI)  
Jerome Bettis, RB (First Team, UPI, PFW, FN)  
Sean Gilbert, DT (First Team, UPI, PFW, FN)  
Sean Landeta, P (Second Team, UPI)
- 1994 Isaac Bruce, WR (Second Team, UPI)  
1996 Kurt Warner, QB (First Team, PFW, FN)  
1999 Marshall Faulk, RB (First Team, PFW, FN)  
Isaac Bruce, WR (First Team, PFW, FN)  
Orlando Pace, T (First Team, FN)  
Tony Horne, KR (First Team, PFW, FN)  
Kevin Carter, DE (First Team, PFW, FN)  
Todd Lyght, CB (First Team, PFW, FN)  
Marshall Faulk, RB (First Team, PFW, FN)  
Orlando Pace, T (First Team, PFW, FN)  
Kurt Warner, QB (First Team, FD, PFW)  
Marshall Faulk, RB (First Team, FD, PFW)  
Orlando Pace, T (First Team, FD, PFW)  
Aeneas Williams, CB (First Team, FD, PFW)
- 2003 Torry Holt, WR (First Team PFW)  
Orlando Pace, T (First Team PFW)  
Leonard Little, DE (First Team PFW)  
Jeff Wilkins, K (First Team PFW)

- 2005 Orlando Pace, T (First Team PFW)  
 2006 Steven Jackson, RB (First Team PFW/PFWA)

### NFL ALL-WESTERN CONFERENCE

- 1956 Duane Putnam, G (TSN)  
 Les Richter, MLB (TSN)  
 1957 Duane Putnam, G (TSN)  
 Tom Wilson, HB (TSN)  
 Les Richter, MLB (TSN)  
 Will Sherman, DB (TSN)  
 1958 Del Shofner, E (TSN)  
 Duane Putnam, G (TSN)  
 Jon Arnett, RB (TSN)  
 Les Richter, MLB (TSN)  
 Will Sherman, DB (TSN)  
 1959 Del Shofner, E (TSN)  
 1960 Jim Phillips, E (TSN)  
 1961 Jim Phillips, E (TSN)  
 Ed Meador, DB (TSN)  
 1962 Dick Bass, FB (TSN)  
 1963 Rosey Grier, DT (TSN)  
 Jack Pardee, LB (TSN)  
 1964 Frank Varrichione, T (TSN)  
 Merlin Olsen, DT (TSN)  
 Ed Meador, S (TSN)  
 Bruce Gossett, K (TSN)  
 1965 Merlin Olsen, DT (TSN)  
 Ed Meador, DB (TSN)  
 1966 David Jones, DE (TSN)  
 Merlin Olsen, DT (TSN)  
 Maxie Baughan, LB (TSN)  
 Ed Meador, DB (TSN)  
 Bruce Gossett, K (TSN)  
 1967 David Jones, DE (TSN)  
 Merlin Olsen, DT (TSN)  
 Roger Brown, DT (TSN)  
 Maxie Baughan, LB (TSN)  
 Ed Meador, S (TSN)  
 1968 Charlie Cowan, T (TSN)  
 David Jones, DE (TSN)  
 Merlin Olsen, DT (TSN)  
 Maxie Baughan, LB (TSN)  
 Ed Meador, S (TSN)  
 1969 Bob Brown, T (TSN)  
 Tom Mack, G (TSN)  
 Roman Gabriel, QB (TSN)  
 David Jones, DE (TSN)  
 Merlin Olsen, DT (TSN)  
 Maxie Baughan, LB (TSN)  
 Ed Meador, S (TSN)

### NFL ALL-ROOKIE

- 1971 Dave Elmendorf, S (UPI, FD)  
 Jack Youngblood, DE (FD)  
 Isiah Robertson, LB (AP, UPI, PFW, FD)  
 1972 Jim Bertleson, RB (UPI, PFW, FD)  
 1973 Lawrence McCutcheon, RB (UPI)  
 1974 Bill Simpson, S (PFWA)  
 1975 Doug France, T (PFWA)  
 Monte Jackson, CB (UPI, FD)  
 1976 Pat Haden, QB (FD)  
 Rusty Jackson, P (PFWA)  
 1977 Billy Waddy, WR (UPI, PFW, PFWA, FD)  
 Rafael Septien, K (UPI, PFW, PFWA, FD)  
 Bob Brudzinski, LB (AP, UPI, PFW, PFWA)  
 Frank Corral, K (UPI, PFW, PFWA, FD)  
 1980 Johnnie Johnson, S (UPI, PFW, FD, PFWA)  
 1983 Eric Dickerson, RB (UPI, PFW, FD, PFWA)  
 1985 Dieter Brock, QB (UPI, FD, PFWA)  
 Dale Hatcher, P (UPI, PFWA)  
 1986 Tom Newberry, G (UPI, PFWA, PFW)  
 Jim Everett, QB (UPI, PFWA, PFW)  
 1988 Fred Strickland, LB (PFW)  
 1989 Bill Hawkins, DE (PFWA, PFW)  
 Frank Stams, LB (FD)  
 1990 Pat Terrell, S (FN)  
 1992 Sean Gilbert, DT (PFWA)  
 1993 Jerome Bettis, RB (PFWA, CPFN)  
 1994 Wayne Gandy, T (CPFN)  
 Keith Lyle, S (PFW)  
 1995 Kevin Carter, DE (FN, CPFN)

- 1996 Tony Banks, QB (CPFN, FN, PFW)  
 Eddie Kennison, WR (CPFN, PFW)  
 Eddie Kennison, PR (CPFN, FD, PFW)  
 1999 Torry Holt, WR (PFW, FN, FD)  
 2001 Adam Archuleta, S (FD, PFW)  
 Tommy Polley, LB (FD, PFW)  
 2003 Pisa Tinoasmoa, LB (PFW)

### ALL-MADDEN

- 1984 Bill Bain, G  
 Jack Youngblood, DE  
 Bill Bain, G  
 1985 Ron Brown, KR  
 Eric Dickerson, RB  
 Garry Green, CB  
 Dennis Harrah, G  
 Jackie Slater, T  
 1987 Tom Newberry, G  
 Jackie Slater, T  
 1988 Tom Newberry, G  
 1989 Jerry Gray, CB  
 Kevin Greene, LB  
 Tom Newberry, G  
 Jackie Slater, T  
 Jackie Slater, T  
 1990 Robert Delipino, FB  
 1991 Jerome Bettis, RB  
 1993 Sean Gilbert, DT  
 1995 Isaac Bruce, WR  
 Jackie Slater, T (Hall of Fame)  
 1996 Isaac Bruce, WR  
 Jack Youngblood, DE (Super Bowl Team)  
 Jackie Slater, T (Super Bowl Team)  
 1999 Kevin Carter, DE  
 Marshall Faulk, RB  
 Orlando Pace, T  
 Grant Wistrom, DE  
 Dick Vermeil, Coach  
 2000 Isaac Bruce, WR  
 Az-Zahir Hakim, WR  
 Torry Holt, WR  
 Orlando Pace, T  
 2001 Isaac Bruce, WR  
 Marshall Faulk, RB  
 London Fletcher, LB  
 Andy McCollum, C  
 Orlando Pace, T  
 Adam Timmerman, G  
 Kurt Warner, QB  
 Aeneas Williams, CB  
 Grant Wistrom, DE

### PHIL SIMMS ALL-IRONMAN TEAM

- 1999 Marshall Faulk, RB

### PRO BOWL

- 1938 (1) - Ed Goddard QB  
 1939 (5) - Jim Benton E, Johnny Drake FB,  
 Parker Hall QB, Vic Spadaccini QB,  
 John Wiatrak C  
 1940 (2) - Ollie Cordell B, Ted Livingston G  
 1941 (2) - Chet Adams T, Dante Magnani HB  
 1950 (8) - Larry Brink DE, Glenn Davis HB,  
 Tom Fears E, Dick Hoerner FB,  
 Dick Huffman T, Woodley Lewis HB, Norm  
 Van Brocklin QB, Bob Waterfield QB  
 1951 (8) - Larry Brink DE (2), Elroy Hirsch E,  
 Don Paul C, Dan Towler HB,  
 Norm Van Brocklin QB (2),  
 Bob Waterfield QB (2),  
 Stan West G, Paul Younger FB  
 1952 (7) - Elroy Hirsch E (2), Don Paul C (2),  
 Dan Towler HB (2),  
 Norm Van Brocklin QB (3),  
 Stan West G (2), Jim Winkler T,  
 Paul Younger FB (2)  
 1953 (6) - Elroy Hirsch E (3), Don Paul C (3),  
 Andy Robustelli DE, Dan Towler HB (3),  
 Norm Van Brocklin QB (4),  
 Paul Younger FB (3)  
 1954 (7) - Bob Boyd E, Leon McLaughlin C,

- Duane Putnam G, Skeet Quinlan HB,  
Les Richter LB, Dan Towler HB (4),  
Norm Van Brocklin QB (5)
- 1955 (9)** - Leon Clarke E, Bud McFadin DT,  
Paul Miller DE, Duane Putnam G (2),  
Les Richter LB (2),  
Andy Robustelli DE (2),  
Will Sherman S,  
Norm Van Brocklin QB (6),  
Ron Waller HB
- 1956 (6)** - Leon Clarke E (2), John Hock G,  
Bud McFadin DT (2), Les Richter LB (3),  
Tom Wilson RB, Paul Younger FB (4)
- 1957 (5)** - Jon Arnett HB, Dick Daugherty LB,  
Duane Putnam G (3), Les Richter LB (4),  
Tom Wilson HB (2)
- 1958 (6)** - Jon Arnett HB (2), Duane Putnam G (4),  
Les Richter LB (5), Will Sherman S (2),  
Del Shofner SE, Bill Wade QB
- 1959 (4)** - Jon Arnett HB (3), Lamar Lundy DE,  
Les Richter LB (6), Del Shofner SE (2)
- 1960 (4)** - Jon Arnett HB (4), Ed Meador DB,  
Jim Phillips E, Les Richter LB (7)
- 1961 (3)** - Jon Arnett HB (5), Jim Phillips E (2),  
Les Richter LB (8)
- 1962 (4)** - Dick Bass HB, Merlin Olsen DT,  
Jim Phillips E (3), Frank Varrichione T
- 1963 (3)** - Dick Bass HB (2), Merlin Olsen DT (2),  
Jack Pardee LB
- 1964 (3)** - David Jones DE, Ed Meador DB (2),  
Merlin Olsen DT (3)
- 1965 (4)** - David Jones DE (2), Tom McDonald E,  
Ed Meador DB (3), Merlin Olsen DT (4)
- 1966 (7)** - Dick Bass HB (3), Maxie Baughan LB,  
Bruce Gossett K, David Jones DE (3),  
Marlin McKeever TE,  
Ed Meador DB (4), Merlin Olsen DT (5)
- 1967 (10)** - Maxie Baughan LB (2), Roger Brown DT,  
Bernie Casey FL, Roman Gabriel QB,  
David Jones DE (4), Les Josephson HB,  
Tom Mack G, Ed Meador DB (5),  
Merlin Olsen DT (6), \*Jack Snow SE
- 1968 (9)** - Maxie Baughan LB (3), Joe Carollo T,  
Charlie Cowan T, Roman Gabriel QB (2),  
Bruce Gossett K (2), David Jones DE (5),  
Tom Mack G (2), Merlin Olsen DT (7),  
Joe Scibell G
- 1969 (7)** - \*Maxie Baughan LB (4), \*Bob Brown T,  
Charlie Cowan T (2),  
Roman Gabriel QB (3),  
David Jones DE (6), Tom Mack G (3),  
Merlin Olsen DT (8)
- 1970 (5)** - \*Bob Brown T (2), Charlie Cowan T (3),  
David Jones DE (7), Tom Mack G (4),  
\*Merlin Olsen DT (9)
- 1971 (4)** - \*Willie Ellison RB, Tom Mack G (5),  
Merlin Olsen DT (10),  
Isiah Robertson LB
- 1972 (4)** - Coy Bacon DE, Dave Chapple P,  
Tom Mack G (6), Merlin Olsen DT (11)
- 1973 (8)** - Jim Bertelsen RB, John Hadl QB,  
Harold Jackson WR, Tom Mack G (7),  
Lawrence McCutcheon RB,  
Merlin Olsen DT (12),  
Isiah Robertson LB (2),  
Jack Youngblood DE
- 1974 (6)** - James Harris QB, Tom Mack G (8),  
Lawrence McCutcheon RB (2),  
Merlin Olsen DT (13),  
Isiah Robertson LB (3),  
Jack Youngblood DE (2)
- 1975 (8)** - Fred Dryer DE, Harold Jackson WR (2),  
Tom Mack G (9),  
Lawrence McCutcheon RB (3),  
Merlin Olsen DT (14), Jack Reynolds LB,  
Isiah Robertson LB (4),  
Jack Youngblood DE (3)
- 1976 (7)** - Larry Brooks DT, Monte Jackson CB,  
Ron Jessie WR,  
Lawrence McCutcheon RB (4),  
Isiah Robertson LB (5), Rich Saul C,
- Jack Youngblood DE (4)
- 1977 (10)** - Larry Brooks DT (2), Doug France T,  
Pat Haden QB, Harold Jackson WR (3),  
\*Monte Jackson CB (2),  
Tom Mack G (10),  
Lawrence McCutcheon RB (5),  
Isiah Robertson LB (6), Rich Saul C (2),  
Jack Youngblood DE (5)
- 1978 (10)** - \*Larry Brooks DT (3), Frank Corral K,  
Doug France T (2), Dennis Harrah G,  
Cody Jones DT, Tom Mack G (11),  
Rod Perry CB, Rich Saul C (3),  
Pat Thomas CB, Jack Youngblood DE (6)
- 1979 (5)** - Larry Brooks DT (4), Dennis Harrah G (2),  
Rich Saul C (4), Jack Youngblood DE (7),  
Jim Youngblood LB
- 1980 (8)** - Larry Brooks DT (5), Nolan Cromwell S,  
Dennis Harrah G (3), Kent Hill T,  
Rod Perry CB (2), Jack Reynolds LB (2),  
Rich Saul C (5), \*Pat Thomas CB (2)
- 1981 (2)** - Nolan Cromwell S (2), Rich Saul C (6)
- 1982 (2)** - Nolan Cromwell S (3), Kent Hill T (2)
- 1983 (4)** - Nolan Cromwell S (4), Eric Dickerson RB,  
Kent Hill T (3), Jackie Slater T
- 1984 (4)** - Eric Dickerson RB (2), Henry Ellard KR,  
Kent Hill T (4), Doug Smith C
- 1985 (9)** - Ron Brown KR, Jim Collins LB,  
Gary Green CB, Dennis Harrah G (4),  
Dale Hatcher P, Kent Hill T (5),  
LeRoy Irvin CB, Jackie Slater T (2),  
\*Doug Smith C (2)
- 1986 (7)** - Eric Dickerson RB (3), Carl Ekern LB, Jerry Gray  
CB, Dennis Harrah G (5), LeRoy Irvin CB (2),  
Jackie Slater T (3), Doug Smith C (3)
- 1987 (5)** - Jerry Gray CB (2), Dennis Harrah G (6),  
Jackie Slater T (4), Doug Smith C (4),  
Charles White RB
- 1988 (5)** - Henry Ellard WR (2), Jerry Gray CB (3), Tom  
Newberry G, Jackie Slater T (5), Doug Smith C (5)
- 1989 (6)** - Henry Ellard WR (3), \*Jim Everett QB,  
Jerry Gray CB (4), Kevin Greene LB,  
\*Tom Newberry G (2),  
Jackie Slater, T (6), Doug Smith C (6)
- 1990 (2)** - Jim Everett QB (2), Jackie Slater T (7)
- 1993 (2)** - Jerome Bettis RB, Sean Gilbert DT
- 1994 (1)** - Jerome Bettis RB (2)
- 1996 (1)** - Isaac Bruce, WR
- 1999 (8)** - Isaac Bruce, WR (2), Kevin Carter, DE  
D'Marco Farr, DT, Marshall Faulk, RB,  
Todd Lyght, CB, Orlando Pace, T,  
Adam Timmerman, G, Kurt Warner, QB
- 2000 (5)** - \*Isaac Bruce, WR (3), \*Marshall Faulk, RB (2),  
Torry Holt, WR, Orlando Pace, T (2),  
\*Kurt Warner, QB (2)
- 2001 (7)** - \*Isaac Bruce, WR (4), Marshall Faulk, RB (3),  
Torry Holt, WR (2), \*Orlando Pace, T (3),  
Adam Timmerman, G (2), Kurt Warner, QB (3),  
Aeneas Williams, CB
- 2002 (2)** - Marshall Faulk, RB (4), \*Orlando Pace, T (4)
- 2003 (6)** - Marc Bulger, QB, Torry Holt, WR (3), Leonard  
Little, DE, Orlando Pace, T (5), Jeff Wilkins, K,  
Aeneas Williams, S (8)
- 2004 (2)** - Torry Holt, WR (4), Orlando Pace, T (6)
- 2005 (2)** - Torry Holt, WR (5), Orlando Pace, T (7)
- 2006 (3)** - Marc Bulger, QB (2), \*Torry Holt, WR (6), Steven  
Jackson, RB (1)

\*Selected but did not play

#### PLAYER OF THE WEEK

- 1970** David Jones, DE, Week 8 (AP)  
**1983** Jack Youngblood, DE, Week 16 (PFW)  
**1984** Jack Youngblood, DE, Week 5 (NFC Defensive)  
 Eric Dickerson, RB, Week 10 (NFC Offensive)  
 Eric Dickerson, RB, Week 15 (NFC Offensive)  
**1985** Dieter Brock, QB, Week 4 (NFC Offensive)  
 Jim Collins, ILB, Week 5 (NFC Defensive)  
 LeRoy Irvin, CB, Week 6 (NFC Defensive)  
 Ron Brown, WR-KR, Week 12 (NFC Offensive)  
**1986** Mel Owens, OLB, Week 3 (NFC Defensive)  
 Eric Dickerson, RB, Week 5 (NFC Offensive)

## RAMS PRO BOWLERS BY POSITION

Quarterback.....	22
Running Back.....	45
Wide Receiver.....	31
Tight End.....	1
Tackle.....	30
Guard.....	28
Center.....	16
Defensive End.....	24
Defensive Tackle.....	26
Linebacker.....	25
Defensive Back.....	20
Safety.....	7
Punter.....	2
Kicker.....	4
Kick Returner.....	2



2007 Rams Pro Bowlers (from left): RB Steven Jackson, QB Marc Bulger

1987	Nolan Cromwell, S, Week 12 (NFC Defensive)
	Charles White, RB, Week 10 (NFC Offensive)
	Jim Everett, QB, Week 13 (NFC Offensive)
1988	Gary Jeter, DE, Week 3 (NFC Defensive)
	Kevin Greene, OLB, Week 6 (NFC Defensive)
	Jim Everett, QB, Week 16 (NFC Offensive)
1989	Vince Newsome, S, Week 3 (NFC Defensive)
	Jim Everett, QB, Week 11 (NFC Offensive)
	Henry Elard, WR, Week 11 (NFC Offensive)
	Willie Anderson, WR, Week 12 (NFC Offensive)
	Brett Faryniarz, OLB, Week 15 (NFC Defensive)
	Greg Bell, RB, Week 16 (NFC Offensive)
1990	Jim Everett, QB, Week 7 (NFC Offensive)
1992	Todd Lyght, CB, Week 2 (NFC Defensive)
	Jim Everett, QB, Week 14 (NFC Defensive)
1993	Sean Gilbert, DT, Week 2 (NFC Defensive)
	Jim Everett, QB, Week 4 (NFC Offensive)
	Sean Landeta, P, Week 12 (NFC Special Teams)
	Jerome Bettis, RB, Week 15 (NFC Offensive)
1994	Sean Landeta, P, Week 4 (NFC Special Teams)
1995	Isaac Bruce, WR, Week 1 (NFC Special Teams)
	Chris Miller, QB, Week 4 (NFC Offensive)
	Isaac Bruce, WR, Week 6 (NFC Offensive)
	Sean Landeta, P, Week 11 (NFC Special Teams)
	Sean Landeta, P, Week 14 (NFC Special Teams)
1996	Anthony Parker, CB, Week 7 (NFC Defensive)
	Eddie Kennison, WR, Week 10 (NFC Special Teams)
	Eddie Kennison, WR, Week 16 (NFC Offensive)
1997	Will Brice, P, Week 4 (NFC Special Teams)
1998	Greg Hill, RB, Week 3 (NFC Offensive)
1999	Kurt Warner, QB, Week 3 (NFC Offensive)
	Az-Zahir Hakim, PR, Week 4 (NFC Special Teams)
	Isaac Bruce, WR, Week 5 (NFC Offensive)
	Marshall Faulk, RB, Week 6 (NFC Offensive)
	Kevin Carter, DE, Week 10 (NFC Defensive)
	Tony Horne, KR, Week 12 (NFC Special Teams)
	Marshall Faulk, RB, Week 12 (NFC Offensive)
2000	Marshall Faulk, RB, Week 3 (NFC Offensive)
	Kurt Warner, QB, Week 5 (NFC Offensive)
	Marshall Faulk, RB, Week 7 (NFC Offensive)
	Az-Zahir Hakim, PR, Week 9 (NFC Special Teams)
	Trent Green, QB, Week 11 (NFC Offensive)
	London Fletcher, LB, Week 15 (NFC Defensive)
	Marshall Faulk, RB, Week 17 (NFC Offensive)
2001	London Fletcher, LB, Week 2 (NFC Defensive)
	Kurt Warner, QB, Week 2 (NFC Offensive)
	London Fletcher, LB, Week 10 (NFC Defensive)
	Kurt Warner, QB, Week 12 (NFC Offensive)
	Aeneas Williams, CB, Week 13 (NFC Defensive)
	Grant Wistrom, DE, Week 14 (NFC Defensive)
	Marshall Faulk, RB, Week 17 (NFC Offensive)
2002	Marc Bulger, QB, Week 6 (NFC Offensive)
	Isaac Bruce, QB, Week 10 (NFC Offensive)
	Jeff Wilkins, K, Week 15 (NFC Special Teams)
2003	Brian Young, DT, Week 10 (NFC Defensive)
	Leonard Little, DE, Week 13 (NFC Defensive)
	Aeneas Williams, S, Week 14 (NFC Defensive)

2004	Sean Landeta, P, Week 6 (NFC Special Teams)
	Bryce Fisher, DE, Week 16 (NFC Defensive)
	Marc Bulger, QB, Week 17 (NFC Offensive)
2005	Ryan Fitzpatrick, QB, Week 12 (NFC Offensive)
2006	Jeff Wilkins, K, Week 1 (NFC Special Teams)
	Matt Turk, P, Week 15 (NFC Special Teams)
	Steven Jackson, RB, Week 16 (NFC Offensive)

### PLAYER OF THE MONTH

1986	Eric Dickerson, RB, Oct. (NFC Offense)
1988	Jim Everett, QB, Sept. (NFC Offense)
	Henry Elard, WR, Dec. (NFC Offense)
1994	Sean Landeta, P, Sept. (NFC Special Teams)
1995	Roman Phifer, LB, Sept. (NFC Defense)
	Isaac Bruce, WR, Oct. (NFC Offense)
	Sean Landeta, P, Nov. (NFC Special Teams)
1996	Keith Lyle, S, Oct. (NFC Defense)
1999	Kurt Warner, QB, Sept. (NFC Offense)
	Kevin Carter, DE, Nov. (NFC Defense)
2000	Kurt Warner, QB, Sept. (NFC Offense)
	Marshall Faulk, RB, Oct. (NFC Offense)
	Marshall Faulk, RB, Dec. (NFC Offense)
2001	Marshall Faulk, RB, Sept. (NFC Offense)
	Marshall Faulk, RB, Dec. (NFC Offense)
2003	Jeff Wilkins, K, Sept. (NFC Special Teams)
	Torry Holt, WR, Oct. (NFC Offensive)
	Adam Archuleta, S, Nov. (NFC Defensive)
	Jeff Wilkins, K, Dec. (NFC Special Teams)
	Grant Wistrom, DE, Dec. (NFC Defensive)
2004	Bryce Fisher, DE, Dec. (NFC Defensive)
2005	Adam Archuleta, S, Sept. (NFC Defensive)
2006	Steven Jackson, RB, Dec. (NFC Offensive)

### NFL ROOKIE OF THE MONTH

1996	Eddie Kennison, WR (Oct.)
------	---------------------------

AP - Associated Press; CO - Coaches' All-Pro Team; CPFN - College and Pro Football Newsweekly; FD - Football Digest; FN - Football News; HA - Chicago Herald-American; HOF - Hall of Fame Selection Committee; IFA - Internet Football Awards; INS - International News Service; NEA - Newspaper Enterprise Association; NFL - National Football League; NQC - National Quarterback Club; NYM - New York Daily Mirror; NYN - New York Daily News; NYP - New York Post; PFW - Pro Football Weekly; PFWA - Pro Football Writers of America; SI - Sports Illustrated; TSN - The Sporting News; UPI - United Press International; USA - USA Today; WP - Washington Post

# PRO FOOTBALL HALL OF FAMERS



(They spent significant portions of their careers with Rams or had special achievement when with the Rams.)



**1965 — BOB WATERFIELD, QB (1945-52).** Guided Rams to two NFL Championships (1945 and 1951). Only rookie QB to lead team to NFL title (1945). Threw for two touchdowns against Washington to win 1945 Championship, 15-14. Three-time all-Pro selection. Voted to two consecutive Pro Bowls (1950-51). Received Joe F. Carr Trophy as NFL Most Valuable Player in 1945. Named NFL Player of the Year in 1950 by Washington D.C. Touchdown Club. Selected to NFL's All-Decade Team for 1940's. Led NFL in passing (1951). Played college football at UCLA.



**1967 — DANIEL REEVES, Owner of Rams (1941-71).** Teams won two World Championships (1945 and 1951). First to integrate football in modern era with signing of Kenny Washington and Woody Strode a year before major league baseball accepted Jackie Robinson. Developed scientific scouting system that is practiced universally and helped establish television formula for NFL. Was major contributor to AFL-NFL merger. Also owned Jersey City Giants of American League (1939). NFL Executive of the Year by Sporting News (1955). Graduate of Georgetown University.



**1968 — ELROY (CRAZYLEGS) HIRSCH, WR/RB (1949-57).** Ranks third on Rams all-time receiving yards list with 6,289 and fourth with 343 receptions. Caught touchdown passes in 11 straight games in 1950-51. Led Rams to NFL championship with 17 touchdown receptions in 1951. Averaged 51.2 yards per catch on the 17 touchdowns. Finished with 55 touchdowns to rank second on Rams career list. Succeeded Pete Rozelle as General Manager for Rams (1960-69). Also played for Chicago Rockets (1946-48). Was first-round draft choice in 1945. Played college football at Wisconsin and Michigan.



**1970 — TOM FEARS, WR (1948-56).** Ranks third on Rams' all-time receptions list with 400 and is fifth with 5,397 receiving yards. Led NFL in receptions three times and touchdown receptions once. Posted two 1,000-yard seasons. Scored game-clinching, 73-yard touchdown to lift Rams to 1951 NFL championship over Cleveland. Holds Rams' playoff record with three 100-yard games during postseason. Also holds Ram playoff records with 28 receptions and 572 yards. Served as Rams assistant coach (1960-61). Was 11th round draft choice in 1945. Played college football at Santa Clara and UCLA.



**1971 — ANDY ROBUSTELLI, DE (1951-55).** Helped Rams win World Championship in 1951. Selected to seven Pro Bowls, two with Rams (1953 and 1955). Played on winning teams in 13 of his 14 years. Also played for New York Giants (1956-64). Was 19th round draft choice in 1951. Played college football at Arnold College, Connecticut.



in 1960 Pro Bowl.

**1971 — NORM VAN BROCKLIN**, QB (1949-57). Led Rams to 1951 World Championship with 73-yard touchdown pass in fourth quarter to beat Cleveland. Led NFL in passing twice (1950 and 1952). Set NFL record with 554 passing yards against New York Yankees in 1951. Named to six consecutive Pro Bowls with Rams (1950-55). NFL Player of the Year by Washington D.C. Touchdown Club in 1954. Selected to NFL 1950's all-Decade Team. Also played for Philadelphia Eagles (1958-60). Led Eagles to 1960 NFL Championship and threw for three touchdowns in 1960 Pro Bowl. Finished with 23,611 yards passing. Played college football at Oregon.



**1974 — DICK (NIGHT TRAIN) LANE**, DB (1952-53). Set NFL interception record with 14 as rookie in 1952. Led NFL in interceptions twice (1952 and 1954). All-NFL five times and selected to six Pro Bowls. Posted 68 career interceptions. Named to NFL's all-Decade Team for 1950's. Also played for Detroit Lions (1960-65) and Chicago Cardinals (1954-59). Played college football at Scottsbluff Junior College, Nebraska.



Team in 1960's. Also played for San Diego Chargers (1972-73) and Washington Redskins (1974). Played college football at South Carolina State and Mississippi Vocational.

**1980 — DAVID (DEACON) JONES**, DE (1961-71). Selected to NFL's 75th Anniversary team in 1994. Recorded team-best 159.5 sacks with Rams and 173.5 for career. Registered 21 sacks during 1967 season. Reached double figures in sacks seven times, including three 20-sack seasons. Became first defensive lineman to record 100 solo tackles in single season (1967). Named NFL's Defensive Player of the Year twice (1967-68). Voted to Pro Bowl nine times, including seven straight with Rams (1964-70). NFL all-Pro selection 10 times. Made NFL's all-Decade Team in 1960's. Also played for San Diego Chargers (1972-73) and Washington Redskins (1974). Played college football at South Carolina State and Mississippi Vocational.



and '70's. Rams' all-time leading tackler with 915 total stops. First-round draft choice in 1962. Played college football at Utah State.

**1982 — MERLIN OLSEN**, DT (1962-76). Selected to NFL's 75th Anniversary team in 1994. Holds NFL record with 14 consecutive Pro Bowl appearances (1962-75). Defensive MVP of 1969 Pro Bowl. NFL all-Pro selection eight straight seasons (1963-70). Played in 198 consecutive games to close out career. Western Conference All-Star Team choice six times (1964-69). Named NFL Player of the Year by Philadelphia's Maxwell Club in 1974. Named NFC Defensive Lineman of the Year by NFL Players' Association in 1973. Chosen to NFL's all-Decade Team in 1960's and '70's. Rams' all-time leading tackler with 915 total stops. First-round draft choice in 1962. Played college football at Utah State.



**1983 — SID GILLMAN**, Coached Rams (1955-59). Led Rams to NFL Western Division title in 1955. Posted record of 123-104-7 during 18-year pro career. Also coached San Diego Chargers (1960-71) and Houston Oilers (1973). Recognized as foremost authority on forward pass. Considered the greatest contributor to early success of AFL. Led Chargers to five Western Division titles in first six years.



**1985 — PETE ROZELLE**, Commissioner (1960-89). Served as Rams' Public Relations Director (1952-55) and General Manager (1957-60). Had longest tenure as commissioner in NFL history. Credited with making NFL the most popular sport in America. Brought league-wide television into NFL (1962). Named Sportsman of the Year by Sports Illustrated (1963). Helped establish Monday Night Football with ABC (1970). Developed American Bowl series of preseason games in England, Europe and Japan (1985).



**1991 — TEX SCHRAMM**, Team President/General Manager. Served as Rams' Public Relations Director and General Manager (1947-57). Rams recorded eight consecutive winning seasons (1948-55) and won 1951 World Championship during his 11-year stint in Los Angeles. Built Dallas Cowboys into one of winningest teams in NFL history. They posted 20 consecutive winning seasons during his tenure (1966-86). Named NFL Executive of the Year by Sporting News (1977). Helped Dallas win two Super Bowl titles (VI and XII)



**1999 — ERIC DICKERSON**, RB (1983-87). NFL's single season record holder for most yards gained (2,105). Broke O.J. Simpson's mark (2,003 yards) on December 9, 1984, rushing for 215 yards in a 27-16 win over the Houston Oilers at Anaheim Stadium. Rookie season in 1983 ranks among the most prolific in NFL history. Holds NFL rookie records for most yards gained in a season (1,808) and attempts (390). Named NFC and NFL rookie of the year. Ranks fourth on NFL's all-time rushing list with 13,259 yards, also ranks fourth in attempts with 2,996. Rushed for more than 100 yards 64 times, which ranks third on the NFL's all-time record list. Selected to the Pro Bowl six times. Chosen to NFL's all-Decade team for the 1980's. Also played for Indianapolis Colts (1987-91), Los Angeles Raiders (1992), and Atlanta Falcons (1993). Played college football at Southern Methodist University.



**1999 — TOM MACK**, G (1966-78). First Rams offensive lineman inducted into the Pro Football Hall of Fame. Played entire, 12-season professional career with the Rams, never missing a game. Known as a consistent, dependable performer. Ranks third on Rams all-time list for most consecutive games played with 184. Participated in nine consecutive Pro Bowls (1967-75). Saw action in 11 Pro Bowls. Voted NFL All-Pro seven times. All-NFC performer nine consecutive seasons (1970-78). Played college football at Michigan.



**2001 — JACKIE SLATER**, T (1976-95). Only player in NFL history to play 20 seasons with same team. Number one all-time among offensive linemen at time of retirement with 259 games played. Started 214 games. Played in 18 postseason games, including Super Bowl XIV, and seven Pro Bowls. Earned respect for leadership, work ethic, and high level of play and tremendous blocker who matched up against the opponents' best pass rushers. Blocked in 107 different 100-yard rushing games and 27 different 300-yard passing games. Blocked for seven different 1,000-yard rushers, 36 different running backs, and 27 different quarterbacks.



**2001 — JACK YOUNGBLOOD**, DE (1971-84). Played in 202 games, with streak of 201 in row. One of great pass rushers in NFL history, unofficially credited with 151.5 sacks in career. Played in Super Bowl XIV with broken bone in leg and played in 16 postseason games and seven Pro Bowls. Executed one of the all-time outstanding plays by a Rams defender in 1975 playoff versus St. Louis: Youngblood pass-rushed future Hall of Famer Dan Dierdorf off the line, penetrated, then tipped and intercepted pass by Jim Hart, and returned the interception 65 yards for touchdown that propelled Rams to 35-23 victory.

### OTHER HALL OF FAME MEMBERS WITH RAMS EXPERIENCE

**1963 — EARL (DUTCH) CLARK**, Coached Rams, 1939-42  
**1967 — JOE STYDAHAR**, Coached Rams, 1950-51  
**1972 — OLLIE MATSON**, Halfback, 1959-62  
**1974 — BILL GEORGE**, LB, 1966  
**1985 — JOE NAMATH**, QB, 1977  
**1998 — TOMMY McDONALD**, WR, 1965-66

**2001 — RON YARY**, T, 1982  
**2001 — MARV LEVY**, Assistant Coach, 1970  
**2002 — GEORGE ALLEN**, Coached with Rams, 1957, 1966-70  
**2003 — JAMES LOFTON**, WR, 1993  
**2004 — BOB BROWN**, T, 1969-70



# RING OF FAME



**Norm Van Brocklin**



**David (Deacon) Jones**



**Tom Mack**



**Merlin Olsen**



**Eric Dickerson**

Recognizing the rich football history of the Rams and the St. Louis Football Cardinals, the St. Louis Rams created a Ring of Fame in the Edward Jones Dome.

The Ring, displayed inside the Dome, features 13 players who have been elected to the Pro Football Hall of Fame and who played the majority of their careers for the Rams or Cardinals.

10 members of the Rams (Norm Van Brocklin, Eric Dickerson, Tom Fears, Elroy [Crazylegs] Hirsch, David [Deacon] Jones, Tom Mack, Merlin Olsen, Jackie Slater, Bob Waterfield, and Jack Youngblood) and three members of the Cardinals (Dan Dierdorf, Jackie Smith, and Larry Wilson) are honored in the Ring of Fame.

The Rams and Cardinals players' names, jersey numbers, and seasons of service are on display.

All but Slater and Youngblood, 2001 additions to the Pro Football Hall of Fame, were honored in the Dome before the Rams' season-opening win over the Baltimore Ravens on September 12, 1999.

Slater and Youngblood were honored in the Dome prior to the Rams' game against the New Orleans Saints on October 28, 2001.



**Jackie Slater**



**Tom Fears**



**Bob Waterfield**



**Jack Youngblood**



**Dan Dierdorf**



**Elroy (Crazylegs) Hirsch**



**Larry Wilson**



**Jackie Smith**

# HOMES OF THE RAMS



## LEAGUE PARK, CLEVELAND

**Years Played:** 1937-38, 1942, 1944-45

**Record:** 7-7 (.500)

**First Game:** 10/3/37, Rams defeated by Chicago Cardinals, 6-0

**Last Game:** 12/2/45, Rams defeated Boston Yanks, 20-7

**Highlights:** Rams finished 1945 season with 4-0 record at League Park, their first unbeaten home record.



## MUNICIPAL STADIUM, CLEVELAND

**Years Played:** 1937, 1939-42, 1945

**Record:** 6-10-2 (.438)

**First Game:** 9/10/37, Rams defeated by Detroit Lions, 28-0

**Last Game:** 12/16/45, Rams defeated Washington Redskins, 15-14

**Highlights:** Bob Waterfield threw two touchdown passes to lead Rams to their first World Championship, 15-14, over Washington. It was final home game for Rams in Cleveland before moving to Los Angeles. Rams played

first game as NFL franchise before 25,000 at Municipal Stadium, but lost to Detroit, 28-0.

## SHAW STADIUM (NAMED AFTER HIGH SCHOOL ON SHAW AVENUE), CLEVELAND

**Year Played:** 1938

**Record:** 1-1 (.500)

**First Game:** 9/17/38, Rams defeated by Chicago Cardinals, 7-6

**Last Game:** 10/2/38, Rams defeated Detroit Lions, 21-17

**Highlights:** The Rams' victory over Detroit was the first home win in franchise history.



## MEMORIAL COLISEUM, LOS ANGELES

**Years Played:** 1946-79

**Record:** 145-79 (.647) (142-75 regular season; 3-4 postseason)

**First Game:** 9/29/46, Rams defeated by Philadelphia Eagles, 25-14

**Last Game:** 12/16/79, Rams defeated by New Orleans Saints, 29-14

**Highlights:** Norm Van Brocklin broke 17-17 tie in fourth quarter with 73-yard touchdown pass to Tom Fears as Rams claimed second World Championship, 24-17, over Cleveland Browns, 12/23/51. Rams posted win-

ning home record in 26 of 34 seasons at Coliseum, including 7-0 mark in 1973. Rams became first team in NFL history to score 70 points in game with 70-27 victory over Baltimore Colts, 10/22/50.

## ANAHEIM STADIUM, ANAHEIM

**Years Played:** 1980-94

**Record:** 61-57 (.517) (60-56 regular season; 1-1 postseason)

**First Game:** 9/7/80, Rams defeated by Detroit Lions, 40-21

**Last Game:** 12/24/94, Rams defeated by Washington Redskins, 24-21

**Highlights:** Eric Dickerson broke O.J. Simpson's single season rushing record with a 215-yard performance against Houston, 12/9/84. Dickerson finished season with 2,105 yards.



## BUSCH STADIUM, St. Louis

**Year Played:** 1995

**Record:** 3-1 (.750)

**First Game:** 9/10/95, Rams defeated New Orleans Saints, 17-13

**Last Game:** 10/22/95, Rams defeated by San Francisco 49ers, 44-10

**Highlights:** Rams vs. Saints was first NFL game in St. Louis since 1987.

## EDWARD JONES DOME, St. Louis

**Years Played:** 1995-present

**Record:** 49-32 (.605) (45-31 regular season; 4-1 postseason)

**First Game:** 11/12/95, Rams defeated Carolina Panthers, 28-17

**Highlights:** Jackie Slater became first player in NFL history to play 20 seasons with one team by starting against Carolina, 11/12/95. Rams scored season high 59 points against Atlanta, 11/10/96, the third highest point total in franchise history. Rams were unbeaten, 8-0, in regular season and 10-0 with two playoff wins in 1999, going 8-0 during the 2003 regular season as well.





## THE RAMS STORY

**1937** On Feb. 13, the National Football League grants a Cleveland franchise to Homer Marshman and Associates, a prominent group of local businessmen. Another Rams team in Cleveland had played in the American Football League in 1936 and finished with a 5-2-2 record, second best in the league. Hugo Bezdek is named head coach of new NFL franchise. Rams finish with 1-10 record. Home games are played in Municipal Stadium and League Park. Bob Kelley is named radio play-by-play announcer.

**1938** Assistant coach Art Lewis takes over team after three losses at start of season. Rams win first three under Lewis but finish with 4-7 record. Home games are played in Shaw Stadium, named after high school on Shaw Avenue in Cleveland.

**1939** Earl (Dutch) Clark becomes head coach. Rams finish at .500 for first time with 5-5-1 record. Parker Hall joins team as rookie tailback and wins Joe Carr Trophy as NFL's official Most Valuable Player. Trophy is named after NFL president. Hall is first Ram to earn first team All-Pro honors.

**1940** Rams drop back to 4-6-1 record. Fullback Johnny (Zero) Drake is all-NFL first team.

**1941** Daniel F. Reeves and Fred Levy, Jr., purchase Rams in June and hire Billy Evans as general manager. Team wins first two games but drops next nine to finish fifth in NFL West.

**1942** Evans resigns before season. Charles (Chile) Walsh replaces Art Lewis as assistant coach. Lt. Reeves and Maj. Levy depart to enter armed forces. Bob Kelley is named club secretary. After three seasons in Municipal Stadium Rams return to play all home games in League Park. Team finishes 5-6. Clark resigns as head coach after season with overall, 16-26-2 record.

**1943** Chile Walsh is named head coach, but NFL grants Rams permission to suspend operations for one season because of wartime restrictions and shortages. On April 16, Reeves buys out Levy. On loan to Detroit, Riley

Matheson is all-NFL selection.

**1944** Chile Walsh becomes general manager. Chile appoints Aldo (Buff) Donelli as head coach. Donelli once held the distinction of being the Pittsburgh Steelers' head coach and Duquesne University's head coach at the same time. Team of free agents and pickups finishes 4-6-0.

**1945** Donelli joins military. Walsh names his brother, Adam Walsh, as head coach. Bob Waterfield, a third-round future draft choice in 1944 from UCLA, joins team as T-formation quarterback and leads Rams to 9-1 season and to first NFL West title. On icy field, Rams defeat Washington Redskins, 15-14, at Cleveland for NFL championship, Dec. 16. Waterfield becomes first player to receive unanimous vote for NFL Most Valuable Player award. Walsh is named coach of the year. Riley Matheson, Jim Benton, Eberle Schultz and Jim Gillette receive all-Pro honors. Benton caught 10 passes for NFL record 303 yards in 28-21 win at Detroit, Nov. 22. Benton's mark stood as NFL record for 40 years, broken by Chiefs' Stephone Paige, who had 309 yards in 1985 game against San Diego. Eddie Kotal joins team as NFL's first, fulltime college scout.

**1946** Reeves receives approval to move franchise to Los Angeles, Jan. 11. Rams sign halfback Kenny Washington, March 9, and end Woody Strode, March 21. They are first African-American players in the modern NFL and join team one year before Jackie Robinson breaks baseball color barrier with Brooklyn Dodgers. After 6-4-1 season, both Walshes resign.

**1947** Reeves assumes duties of general manager. Bob Snyder is named head coach with Joe Stydahar as new assistant. Team is talent-heavy but slowed by injuries in 6-6 season. Reeves sells part interests to former partner Levy; to Edwin and Harold Pauley, and Hal Seley.

**1948** Clark Shaughnessy joins staff as advisory coach. Snyder resigns, Sept. 3, and Shaughnessy becomes head coach. Rams are first professional franchise with team insignia or logo on helmet. They introduce headgear with painted Rams horns, designed by halfback Fred Gehrke, an



The Rams take a break during training camp at Compton College in Los Angeles in 1946.



RB Jon Arnett breaks through a would-be 49ers' tackler during a home game vs. San Francisco on November 8, 1959.

industrial design artist in off-seasons. By 1960, all pro teams except Cleveland have logos on helmets. Team wins four of last five to post 6-5-1 mark.

**1949** Rams wins first six games, capped by 27-24 victory over Chicago Bears before NFL regular-season record crowd of 86,080 in Los Angeles Coliseum, then hang on with 2-2-2 finish to win first NFL West title since moving from Cleveland. Heavy rain and sloppy field at Coliseum conspire against Rams as Philadelphia Eagles skid to 14-0 win in NFL title game.

**1950** NFL absorbs All-America Football Conference, leaving Rams as lone pro team in Los Angeles after four years of two-league existence and Rams competition from Los Angeles Dons. In February, Stydahar becomes head coach, replacing Shaughnessy. Team sets 22 league records in rolling to conference title tie. Waterfield and end Tom Fears lead Rams to 24-14 division playoff win over Bears, but following week in Cleveland, Lou Groza's late field goal beats Rams, 30-28. Waterfield is named NFL Player of Year by Washington D.C. Touchdown Club.

**1951** Rams win third straight NFL West title on final day of season, then defeat Cleveland at the Coliseum, 24-17, on 73-yard pass, Norm Van Brocklin to Fears, for first NFL title since moving to Los Angeles.

**1952** After team loses three straight preseason games and drops league opener 37-7 to Cleveland, Stydahar resigns. He is replaced as head coach by Hampton Pool. Team loses two of next three, but wins last eight to tie for NFL West title. Rams lose Western playoff in Detroit 31-21. Rams trade 11 players to Dallas for rookie Les Richter, who then enters Army for two years. Waterfield retires.

**1953** Club co-owner Harold Pauley passes away. Rams finish with 8-3-1 record, losing three games by total of eight points to finish third in NFL West. Rams defeat eventual world champion Detroit twice; Rams 37-34 victory over Lions Nov. 1 is witnessed by 93,751 in Coliseum, a pro football record.

**1954** Norm Van Brocklin is named NFL Player of Year by Washington D.C. Touchdown Club. Team has disappointing 6-5-1 mark. Split end Bob Boyd is lone Ram to be named all-Pro. All assistant coaches resign. Pool soon follows.

**1955** On Jan. 26, Rams hire Sid Gillman, head coach at University of Cincinnati, to replace Pool. Fine defensive year and clutch field goal kicking by Les Richter give team hard-fought, 8-3-1 record for NFL West title. Cleveland wins title game at Coliseum 38-14.

**1956** In form reversal, team loses five consecutive early-season games and finishes with 4-8 record.

**1957** Ram owners name former Rams publicist Pete Rozelle as general manager. Team loses squeakers on road to 49ers and Lions, finishing 6-6. Rams set standing professional record with attendance of 102,368 for game with San Francisco, Nov. 10.

**1958** Van Brocklin goes to Eagles in preseason trade. Bill Wade sets several Rams passing records en route to 8-4 season. Rams twice draw home crowds of more than 100,000.

**1959** Rams lose last eight games and finish 2-10, their poorest record since 1937. Ollie Matson, acquired in trade with Chicago Cardinals March 23 for 9 players, is workhorse at fullback. On last day of season, Gillman and staff resign.

**1960** Following death of Bert Bell, Pete Rozelle is named NFL commissioner, Jan. 26. Elroy Hirsch replaces Rozelle as Rams general manager. Bob Waterfield is named head coach. Rams post 4-7-1 record.

**1961** Rams trade Bill Wade, Del Shofner, and John Guzik to Chicago for Zeke Bratkowski, Lindon Crow and 1962 first draft choice, which enables Rams to draft future Rams greats Roman Gabriel and Merlin Olsen the following year. Rams finish with 4-10 record.

**1962** Rams make North Carolina State quarterback

Roman Gabriel second pick in first round and Utah State defensive tackle Merlin Olsen third pick in first round of draft. Dick Bass provides bright spot in 1-12-1 season with all-Pro selection. Waterfield resigns after eighth game. Harland Sware is named interim head coach. On Dec. 27, in closed auction, Reeves reacquires control of Rams, purchasing full interests of co-owners Pauley, Levy, Seley, and Bob Hope.

**1963** Reeves sells 49% interest in Rams to Gene Autry, Bob Reynolds, Leonard Firestone, Paul A. O'Bryan, Robert Lehman, J.D. Stetson Coleman and Joseph A. Thomas. Sware is retained. After 0-5 start, Gabriel is reinstated as starting QB and plays last nine games without relief, guiding team to 5-4 mark and season record of 5-9-0. Rosey Grier is acquired from New York Giants and joins Deacon Jones, Merlin Olsen, and Lamar Lundy to form original Fearsome Foursome.

**1964** Rams sign 10-year contract to play in "new look" Coliseum "stadium-within-a-stadium." Seating capacity is lowered from 100,000-plus to 72,000 with installation of temporary seats that close off several thousand permanent seats. Fourteen rookies make the squad. Club finishes fifth with 5-7-2 record. Deacon Jones unofficially records first 20-sack season in league history with 22.

**1965** After winning only one of first 10 games, Rams take three of last four against top two teams in each conference, but Sware is dismissed as head coach.

**1966** After court fight, George Allen is released by George Halas from his assistant coaching duties with the Chicago Bears to become head coach of the Rams. NFL and AFL merge in spring. Bob Kelley, "Voice of the Rams" since the club's beginning in 1937 and one of the outstanding radio sportscasters in history, dies in September. Team finishes 8-6, best record since 1958.

**1967** Equipment manager Bill Granholm leaves club after 18 years to take position in league office. Don Hewitt begins 28-year tenure as equipment manager. Rams record first unbeaten preseason with six wins, including victories over first-ever AFL opponents, San Diego and Kansas City. Team completes finest win-loss season ever with 11-1-2 record to win Coastal Division Championship, the first title of any kind since 1955, then loses to Green Bay 28-7 in NFL Western Conference Championship Game. Rams win Playoff Bowl game in Miami in January over Cleveland 30-6. Game featured losing teams in conference finals. George Allen receives NFL Coach-of-Year honors by *The Sporting News*. Jones establishes unofficial NFL record with 26 sacks.

**1968** Team finishes regular season with 10-3-1 record, second in Coastal Division to Baltimore's 13-1. Attendance is more than one million for second straight year and Ram defense sets 14-game NFL record for fewest yards allowed. On Dec. 26, Allen is dismissed as head coach but rehired two weeks later. Deacon Jones is named NFL Defensive Player of Year for second straight season after registering 24 sacks.

**1969** After 20 years with the Rams as player, general manager and assistant to the president, Elroy Hirsch leaves club to become athletic director at University of Wisconsin. He is replaced by Public Relations Director Jack E. Teele, and John Sanders becomes Assistant General Manager. Team wins Coastal Division with 11-3 record before losing to Minnesota in Western Conference title game, 23-20 but beat Dallas 31-0 in Playoff Bowl. QB Roman Gabriel is unanimous choice as NFL's most valuable player. T Bob Brown, T Charlie Cowan, G Tom Mack, Gabriel, DE Deacon Jones, DT Merlin Olsen and DB Eddie Meador give Rams a team record seven all-Pro selections.

**1970** Playoff Bowl victory over Dallas in January points Rams toward their 25th year in Southern California.



Rams' defensive linemen David "Deacon" Jones (75) and Rosey Grier (76) attempt to block a field goal against Green Bay on December 13, 1964. The game would end in a 24-24 tie, one of two ties for the Rams in 1964 and one of 20 ties in franchise history.



LB Isiah Robertson (58) and S Dave Elmendorf (42) look intent on stopping the ballcarrier in a win over the New York Giants on September 26, 1976.

With completion of the merger of the NFL and AFL, the Rams join San Francisco, Atlanta, and New Orleans in the Western Division of the National Conference of the new 26-team National Football League. Rams finish second to 49ers with 9-4-1 record. George Allen's contract is not renewed.

**1971** On April 15, owner Daniel F. Reeves dies of cancer in New York. His longtime friend and business associate, William A. Barnes, becomes President and General Manager. Tommy Prothro replaces Allen. Playing the toughest schedule in the NFL, the Rams finish with 8-5-1 record, second to 49ers in the NFC West.

**1972** In a history-making move, Baltimore Colts owner Carroll Rosenbloom trades the Baltimore franchise to Robert Irsay in exchange for the Rams. Irsay had purchased the Rams from the estate of the late Dan Reeves. The transaction was completed and announced on July 14. Rosenbloom, the most successful owner in the NFL over the last two decades, brings with him to Los Angeles Don Klosterman, Rosenbloom's general manager in Baltimore. After five years at Cal State-Fullerton, Rams move training site to Cal State-Long Beach. After 6-7-1 season, all coaches are dismissed.

**1973** An observer in '72, Rosenbloom begins to make changes early in year, and they pay off quickly. His choice for head coach, former Detroit assistant Chuck Knox, leads team to 12-2 season, best in Rams history, and Knox is NFL Coach of the Year. Roman Gabriel is traded to Philadelphia and the new quarterback, former San Diego Charger John Hadl, is NFC Player of the Year. Rams win NFC West title, but lose in first round of playoffs to Dallas. Stunt changes introduced by Rosenbloom include return to blue and gold uniforms; team had worn blue and white since 1965.

**1974** After 3-2 start, Rams trade John Hadl to Green Bay for five draft choices in bold move that stuns football world. Hadl's backup, James Harris, becomes starter and leads team to 10-4 record, its second straight NFC Western title, and its first playoff victory (19-10 over Washington) since 1951 before the Rams bow to Minnesota, 14-10, in NFC title game. Merlin Olsen wins Bert Bell Trophy as NFL's most valuable player.

**1975** With defense allowing second fewest points in NFL history over a 14-game season (135), Rams win third straight NFC West title by completing 12-2 season. Jack Youngblood is named NFC Defensive Player of Year. After playoff victory over St. Louis, Rams bow to Dallas in the NFC Championship Game. The 34-8 record over last three years is best in NFL.

**1976** Rams win NFC West title for fourth straight year with 10-3-1 record then beat Dallas, 14-12, for their first playoff victory on the road before 24-13 NFC title game loss at Minnesota. Quarterback injuries mar season and rookie Pat Haden becomes fourth different playoff QB in four years under Knox. Rams' 351 points is highest total in NFC. Jack Youngblood, Isiah Robertson, and Monte Jackson are named all-Pro. Merlin Olsen is invited to a league-record 14th Pro Bowl.

**1977** Rams spearhead new Coliseum configuration which reduces capacity from 91,038 to 71,039. With Lawrence McCutcheon setting club career rushing record of 5,523 yards, the Rams (10-4) roll to their fifth straight division title before 14-7 playoff loss to Minnesota in Coliseum. Isiah Robertson earns NFC linebacker-of-year award for third consecutive season. Following the season Knox resigns to take Buffalo Bills head coaching post.

**1978** On Feb. 1, Rosenbloom hires George Allen but releases Allen after second preseason game. Ray Malavasi becomes head coach and leads club to 12-4 record for sixth straight division title (tying NFL record). Rams beat Minnesota, 34-10, in playoff but lose NFC title to Dallas. Pat Haden earns NFL player-of-year award. Rams announce move to Anaheim Stadium beginning in 1980.

**1979** Carroll Rosenbloom dies April 2 and his widow, Georgia, becomes majority owner. Club moves offices and in-season training facility Juliette Low elementary school in Anaheim and rename the facility Rams Park. Despite multitude of injuries, team wins seventh straight division title to set NFL record, then beats Dallas (21-19) and Tampa Bay (9-0) in NFC Playoffs. Rams lose to Pittsburgh in Super Bowl XIV, 31-19.

**1980** With Anaheim Stadium's capacity set at 69,045,

Rams sell out last six home games and finish with 11-5 record. Rams lead NFL in rushing for first time since 1957, gaining 2,799 yards. Rams set 15 club records and tie three others. Nolan Cromwell is all-NFL and NFC defensive player of the year. Rams enter playoffs as wild card and lose to Dallas, 34-13.

**1981** Rams finish 6-10, missing playoffs for first time since 1972. Nolan Cromwell and LeRoy Irvin named all-NFL. Irvin sets NFL record with 207 punt return yards in 37-35 win over Atlanta. Wendell Tyler rushes for 1,074 yards and ties Elroy Hirsch's club record of 17 touchdowns in a season. Rams sell out first seven regular season games at Anaheim Stadium.

**1982** Rams finish 6-10, missing playoffs for first time since 1972. Nolan Cromwell and LeRoy Irvin named all-NFL. Irvin sets NFL record with 207 punt return yards in 37-35 win over Atlanta. Wendell Tyler rushes for 1,074 yards and ties Elroy Hirsch's club record of 17 touchdowns in a season. Rams sell out first seven regular season games at Anaheim Stadium.

**1983** Spearheading one of the most dramatic turnarounds in NFL history, Rams owner Georgia Frontiere hires former USC Coach John Robinson in February. Revamped front office engineers a dozen off-season trades. Eric Dickerson is drafted on the first round in April. Robinson installs new offense (single back) and new defense (3-4-4) while Frontiere signs all players on roster. Rams go 9-7 and enter playoffs as wild card team winning at Dallas before losing to Redskins in Washington. Dickerson breaks NFL rookie rushing record (1,808 yards), sets five Ram records, and is All-Pro. Robinson is NFC coach of the year.

**1984** Rams make playoffs for second time in as many years after finishing with 10-6 mark. Rams host first playoff game at Anaheim Stadium before record crowd of 67,037 but lose to New York Giants in NFC Wildcard Game. Eric Dickerson rushes for 2,105 yards, breaking O.J. Simpson's NFL record of 2,003. Jack Youngblood sets Ram record by playing in 201st consecutive game. QB Jeff Kemp replaces injured Vince Ferragamo in Week 3 and leads team to nine wins. Dickerson is named NFC Player of the Year.

**1985** Rams season falls one game short when they lose to Chicago Bears in the NFC Championship Game. The defense and special teams play prominent roles in 11-5 regular season. Rams defense stifles Minnesota on one-inch line to preserve 13-10 victory as time runs out in Week 5. Ron Brown electrifies Anaheim Stadium crowd by returning two kickoffs for touchdowns against Green Bay to tie NFL record in Week 12. Eric Dickerson sets NFL playoff record by rushing for 248 yards against Dallas in Rams' first playoff win, 20-0, at Anaheim Stadium. Nine Rams make NFC Pro Bowl team.

**1986** Rams make playoffs for fourth consecutive year after posting 10-6 regular-season record. Rams acquire rookie QB Jim Everett from Houston. Everett throws three touchdown passes in debut against Patriots and starts last five games including playoff loss to Washington. Eric Dickerson surpasses former Ram RB Lawrence McCutcheon as the team's all-time leading rusher with 6,968 yards in only four seasons.

**1987** Rams fail to make the playoffs for the first time since 1982 with 6-9 record. NFL players' strike shortens season by one game while three games are played with "replacement" players. Rams acquire six draft choices (three No. 1 and three No. 2 over next two years) from Colts in blockbuster trade for RB Eric Dickerson. Charles White takes over for Dickerson and wins NFL rushing title by gaining 1,374 yards and is named to his first Pro Bowl.

**1988** Rams qualify for playoffs for fifth time in six seasons under John Robinson, who becomes winningest coach in club history with 58 victories. Rams lose NFC Wildcard Game to Minnesota after finishing with a 10-6 record. Rams tie club record with 56 quarterback sacks and lead league. Rams have five of the top 47 choices in draft and select RB Gaston Green and WR Aaron Cox on the first round.

**1989** Rams finish regular season with 11-5 record and qualify for playoffs as wild card entry. Team posts road playoff victories over Philadelphia and New York Giants before losing to San Francisco in NFC Championship Game. Rams' 13 wins are most since 1978. Willie "Flipper"



Rams' Head Coach John Robinson goes over things with QB Vince Ferragamo. Robinson is the Rams' all-time winningest coach with 79 victories, while Ferragamo is seventh on the Rams' all-time passing list with 9,376 yards.



WR Isaac Bruce catches a pass in the Rams' 28-17 win over Carolina on November 12, 1995. The win over the Panthers marked the Rams' first game at the then-Trans World Dome.

Anderson, sets NFL record with 336 receiving yards on 15 catches versus New Orleans, Nov. 26. Jerry Gray returns interception for touchdown and is most valuable player in Pro Bowl. Jackie Slater is NFC Offensive Lineman of Year for third straight season and fifth time in career.

**1990** Henry Ellard (most receptions with 412 and yards with 7,037), and Jackie Slater (most games played with 209) set Ram records as the team posts 5-11 record. Rams end 49ers winning streak at 15 over two seasons with 28-17 victory in San Francisco.

**1991** Rams endure 3-13 season. The franchise loses a record 10 games in a row to finish the season. John Robinson resigns as head coach prior to the club's last regular season game. Jackie Slater becomes the first player in Ram history to play 16 seasons. Rams fail to have a player named to the NFL Pro Bowl for the first time since the game's inception in 1950.

**1992** Rams hire former head coach Chuck Knox (1973-77) as head coach, replacing John Robinson. Rams select DT Sean Gilbert, from the University of Pittsburgh with third choice in the first round. By doubling its victory total from previous year Los Angeles finishes 6-10. Rams deal eventual Super Bowl XXVII champion Dallas only loss at home 27-23 and set club record by overcoming 24-point deficit in 31-27 win at Tampa Bay. Kevin Greene is named to all-Pro first team.

**1993** NFL and Player Association representatives agree on a new free agency system for players with 5 years or more experience. Rams select RB Jerome Bettis from the University of Notre Dame with 10th pick in the first round and Bettis earns Rookie of the Year honors after rushing for 1,429 yards (2nd in NFL) including 212 yards at New Orleans in 23-20 Rams' victory.

**1994** Rams are active in off-season of change in which club signs several free agents, including QB Chris Miller of Atlanta and DT Jimmie Jones of Dallas, and trades QB Jim Everett. Rams trade down in draft and have 10 choices in first six rounds and seven in first three. Auburn T Wayne Gandy is club's first choice, May 3. Rams exercise

clause in their lease with city of Anaheim that allows the club to terminate lease within 15 months. Rams become first team ever to shut out Joe Montana with 16-0 win over Kansas City at Arrowhead Stadium. Team suffers fifth consecutive losing season after dropping final seven games. Chuck Knox is relieved of coaching duties at end of season.

**1995** Frontiere moves franchise to St. Louis after 49 years in Southern California. NFL owners approve team's relocation effort with 23-6-1 vote, April 12, bringing NFL football back to St. Louis after eight-year absence. League owners originally block proposed move with 3-21-6 vote, March 15. Rams hire Steve Ortmayer as Vice President/Football Operations and former Oregon coach Rich Brooks as 19th head coach in team history. Rams greet St. Louis with 4-0 record to start season. Isaac Bruce produces record-breaking year with 119 receptions for 1,781 yards. Jackie Slater becomes first player in NFL history to play 20 seasons with one team by starting against Carolina and sets record for offensive linemen with 258 games played.

**1996** Rams trade DE Sean Gilbert to Washington for sixth overall pick in 1996 draft and swap RB Jerome Bettis to Pittsburgh for second-round selection in 1996 and fourth-round pick in 1997. Team moves into state-of-the-art administration and practice facility in June and move training camp from Maryville University in suburban St. Louis to Western Illinois University in Macomb. S Keith Lyle ties for NFL lead in interceptions with 9.

**1997** Rams celebrate club's 60th anniversary of professional football. Dick Vermeil is hired as head coach and President of Football Operations, replacing Rich Brooks, Jan. 20. Vermeil replaces Steve Ortmayer with Lynn Stiles as Vice President/Football Operations. Vermeil assembles experienced staff of five former professional football head coaches, including Mike White, Bud Carson, Jim Hanifan, Frank Gansz, and Dick Coury. Vermeil trades four picks to New York Jets in exchange for first pick in 1997 NFL draft. Rams select offensive tackle Orlando Pace first overall.

**1998** Defensive coordinator Bud Carson announces retirement. Dick Vermeil names Peter Giunta and John



Rams Owner Georgia Frontiere celebrated Super Bowl XXXIV victory over Tennessee.

Bunting co-defensive coordinators. Rams defeat three AFC playoff-bound teams (Buffalo, New York Jets, New England).

**1999** Rams acquire Pro Bowl RB Marshall Faulk from Indianapolis in exchange for second and fifth round draft choices in 1999 NFL Draft, April 15. St. Louisan Trent Green, who attended Vianney High, highlights an aggressive off-season pursuit of veteran free agents. Rams also signed G Adam Timmerman of Green Bay, S Devin Bush of Atlanta, and LB Todd Collins of New England. Rams draft WR Torry Holt, from North Carolina State, in first round (sixth overall). Green completed 28 of first 32 pass attempts before sustaining season-ending knee injury in third preseason game versus San Diego, Aug. 28. Kurt Warner, a former Arena League and NFL Europe player who went undrafted out of Northern Iowa, becomes the starter, and leads Rams to their first division championship since 1985. Warner is only the second player to throw for more than 40 touchdowns in one season, and is NFL's Most Valuable Player. Warner's only NFL experience had been in the fourth quarter of season-ending loss at San Francisco in 1998. Faulk is named offensive player of the year and sets NFL record for most total yards in a season (2,429, surpassing Roger Craig) as Faulk also joins Craig as the only players in NFL history with at least 1,000 yards rushing and 1,000 yards receiving in the same season.

**2000** The Rams win three playoff games in January, 49-37 over Minnesota in the NFC Divisional Playoff Game, Jan. 16, and 11-6 over Tampa Bay in the NFC Championship Game. Kurt's Warner's 31-yard pass to Ricky Proehl with 4:44 remaining brings the Rams from behind against Tampa Bay, Jan. 24. The Rams defeat Tennessee 23-16 in Super Bowl XXXIV at Atlanta on a 74-yard pass play, Warner to Isaac Bruce, with 1:54 remaining. The victory is not clinched until LB Mike Jones makes touchdown-saving tackle at the one-yard line on the last play, Jan. 31. Eight Rams—Warner, Faulk, Bruce, Orlando Pace, Kevin Carter, D'Marco Farr, Adam Timmerman, and Todd Lyght—are selected to the NFC Pro Bowl squad. Dick Vermeil retires and is replaced by assistant coach Mike Martz as head coach, Feb. 2.

The Rams tie for the NFC West title with 10-6 record but lose in first round of playoffs at New Orleans after a season in which two top players, QB Kurt Warner and RB Marshall Faulk, miss a combined total of eight games with injuries. Rams score franchise record 540 points, including 57 point effort against San Diego Oct. 1 in which Rams scored on every possession (6 TDs, 5 FGs). Faulk scores

then NFL-record 26 touchdowns in 14 games and is a unanimous choice for NFL Most Valuable Player and repeats as Offensive Player of the Year. Warner, Faulk, Isaac Bruce, and Orlando Pace are selected to the Pro Bowl.

**2001** Martz appoints Lovie Smith defensive coordinator, Bobby April special teams coach, Ron Meeks secondary coach, Bill Kollar defensive line coach and promotes offensive assistant Ken Zampese to wide receivers coach, in January. Henry Ellard becomes offensive assistant. Rams draft three defensive players, DT Damione Lewis (12), S Adam Archuleta (20), and DT Ryan Pickett (29) in first round of NFL draft, continuing overhaul of that unit, April 21. Tackle Jackie Slater and defensive end Jack Youngblood are inducted into Pro Football Hall of Fame and, for the third time since AFC-NFC series began in 1970, Rams play in the Hall of Fame game, defeating Miami Dolphins, 17-10, Aug. 5-6. Rams become second team in NFL history to open season with 6-0 record in three consecutive years by defeating the New York Jets, 34-14, Oct. 21. The only other team to accomplish feat was Green Bay Packers (1929-31). Kurt Warner is named NFL Most Valuable Player and Marshall Faulk is named NFL Offensive Player of the Year. Rams win NFC West with 14-2 record, best in club history, and become first team in NFL history to score at least 500 points three consecutive seasons.

**2002** Rams defeat Green Bay 45-17 and Philadelphia 29-24 to win second NFC Championship in three years, advancing to Super Bowl XXXVI. New England defeats Rams, 20-17, on 48-yard field goal by Adam Vinatieri as game ended, Feb. 3. Isaac Bruce, Marshall Faulk, Kurt Warner, Orlando Pace, and Aeneas Williams are selected to Pro Bowl. Bruce, Warner, and Pace withdraw because of injuries. Torry Holt and Adam Timmerman are later added to NFC squad. Injuries play big role in 7-9 season as starters miss 45 games. Rams join 2001 Washington Redskins as only teams in league history to win next five games after starting the season 0-5. Marc Bulger becomes third Rams' QB since 1970 (Dieter Brock 7, 1985; Kurt Warner 6, 1999) to post at least six consecutive wins to start career. Rams stage two double-digit fourth-quarter comebacks for first time since 1989, rallying from 10 down to beat San Diego, 28-24, Nov. 10, and 17 down to beat archrival San Francisco, 31-20, Dec. 30.

**2003** Martz names Steve Fairchild offensive coordinator/quarterbacks coach, Perry Fewell secondary coach, Frank Falks tight ends coach, and Bob Babich linebackers

coach. Through trades and free agency, Rams acquire veterans C Dave Wohlabaugh, T Kyle Turley, TE Cameron Cleeland, P Sean Landeta, and S Jason Sehorn. Team selects DT Jimmy Kennedy (12), LB Pisa Tinoisamoa (43), WR Kevin Curtis (74), WR Shaun McDonald (106), and CB DeJuan Groce (107) with first five selections in 11-player draft class.

After losing two of first three games, Rams win four straight and 11 of next 12 to win third division title and earn fourth playoff appearance in five seasons. The Rams go 12-4, posting their fourth 10+ win season in the past five years.

**2004** After first round bye, Rams lose in divisional playoff round to Carolina Panthers, 29-23, in double overtime, fifth longest playoff game in NFL history. The Rams place NFC-high six players in Pro Bowl, including three first-time selections (QB Marc Bulger, DE Leonard Little, K Jeff Wilkins) along with S Aeneas Williams (eighth), T Orlando Pace (fifth), and WR Torry Holt (third). Jim Hanifan, one of the outstanding offensive line coaches in NFL history, retires.

The team names Larry Marmie defensive coordinator, Mike Stock special teams coach, John Benton assistant offensive line coach, and Joe Vitt linebackers coach. First-round pick RB Steven Jackson (24th overall) and third-round pick DE Anthony Hargrove (91st overall) highlight seven-member 2004 NFL Draft class. Rams celebrate 10th season in St. Louis by extending consecutive sellout streak to 85. Rams stage one of the most dramatic comebacks in franchise history at Seattle, rallying from 27-10 deficit with 5:43 to play with 17 points to force overtime. Rams then won on first possession of overtime, 33-27, Oct. 10. Rams became 5th franchise in league history to win 500 games with 16-6 win over San Francisco Dec. 5.

**2005** After clinching fifth playoff berth in last six sea-

sons, Rams complete three-game sweep of Seattle by winning wildcard game on the road, 27-20, gaining first road playoff win since 1989, becoming first 8-8 team in NFL history to win playoff game. Rams lose following week at Atlanta, 47-17, in divisional round. T Orlando Pace and WR Torry Holt earn Pro Bowl selections.

Rams name Bob Ligasheky special teams coach, Charles Bankins assistant special teams coach, Kurt Schottenheimer secondary coach, and Pat Carter offensive assistant. Rams select T Alex Barron (19th overall), CB Ronald Bartell (50th overall), S Oshimogh Atogwe (66th overall), and G Richie Incognito (81st overall) among 11-man draft class. Rams get new artificial turf field, FieldTurf, at Edward Jones Dome. Head Coach Mike Martz leaves team after five games due to health reasons. Assistant Head Coach/Linebackers coach Joe Vitt leads team final 11 games. Rams stage dramatic comeback at Houston, overcoming 17-point fourth quarter deficit, including scoring 10 points in final 30 seconds, to force overtime and win, 33-27.

**2006** Owner Georgia Frontiere names Scott Linehan as the 22nd head coach in franchise history on Jan. 19. Former NFL head coach Jim Haslett is named defensive coordinator, and Greg Olson is named offensive coordinator.

After winning four of their first five games, the Rams lose seven of the next eight, then rally with three consecutive victories to end season with 8-8 record. Two of the Rams' losses came on field goals on the last play of the game against Seattle, 30-28 in Week 6, and 24-22 in Week 9. Running back Steven Jackson earned his first Pro Bowl berth with breakout season, including 1,528 yards rushing and 90 pass receptions. Marc Bulger and Torry Holt also are selected to play for NFC Pro Bowl team; Holt declined invitation because of pending off-season knee surgery.



WR Torry Holt made 93 catches for 1,188 yards and 10 touchdowns in 2006, en route to his sixth Pro Bowl nomination.



Henry Ellard holds the Rams record for most seasons leading the team in receptions (nine).



Norm Van Brocklin passed for 16,114 yards from 1949-57, third most in Rams' history




Tom Fears made 18 receptions vs. Green Bay in 1950, the most receptions in one game by any Rams receiver.



John Lovetere, left, and Lamar Lundy, right are unaware of the antics of Dennis the Menace, played by Herbert Anderson.



Kenny Washington, left, was the first to integrate football, a year before major league baseball accepted Jackie Robinson.



# SIDELINES



# 2006 ATTENDANCE

## PRESEASON

Home		Away	
Indianapolis Colts .....	60,620	Kansas City Chiefs .....	74,741
Houston Texans .....	65,391	Miami Dolphins .....	72,003
<b>Total .....</b>	<b>126,011</b>	<b>Total .....</b>	<b>146,744</b>

## REGULAR SEASON

Home		Away	
Denver Broncos .....	65,577	San Francisco 49ers .....	67,791
Detroit Lions .....	65,563	Arizona Cardinals .....	63,278
Seattle Seahawks .....	65,592	Green Bay Packers .....	70,804
Kansas City Chiefs .....	66,191	San Diego Chargers .....	66,598
San Francisco 49ers .....	65,517	Seattle Seahawks .....	68,175
Arizona Cardinals .....	65,612	Carolina Panthers .....	73,348
Chicago Bears .....	66,234	Oakland Raiders .....	50,164
Washington Redskins .....	62,324	Minnesota Vikings .....	63,557
<b>Total .....</b>	<b>522,610</b>	<b>Total .....</b>	<b>523,715</b>

TOTAL ATTENDANCE (20 Games) .....	1,319,080	Average:	65,954
REGULAR SEASON GAME TOTAL (16 Games) .....	1,046,325	Average:	65,395
EDWARD JONES DOME GAME TOTAL (8 Games) .....	522,610	Average:	65,326

## ATTENDANCE RECORDS

### Game and Season Attendance Figures

One Season .....	1,364,327	(1989 - 20 games)
Regular Season .....	1,082,988	(2001 - 16 games)
Home Season .....	840,799	(1975 - 13 games)
Home Regular Season .....	535,194	(1974 - 7 games)
	528,829	(2001 - 8 games)
	528,498	(2002 - 8 games)
	528,458	(2003 - 8 games)
	528,402	(2000 - 8 games)
	527,384	(2004 - 8 games)
	523,685	(2005 - 8 games)
	522,610	(2006 - 8 games)
	520,926	(1999 - 8 games)
	502,084	(1958 - 6 games)
Preseason Game .....	95,985	(1951 vs. Redskins)
Regular Season Game .....	102,368	(1957 vs. 49ers)
Away League Game .....	84,870	(1988 at Raiders)
Postseason Game .....	103,985	(Super Bowl XIV - Pasadena, Calif.)

### Largest Edward Jones Dome Attendance

*66,502	(1/27/02 vs. Philadelphia)
*66,496	(1/23/00 vs. Tampa Bay)
*66,338	(1/20/02 vs. Green Bay)
*largest sports attendance in St. Louis history	

### Largest Busch Stadium Attendance

59,915	(1995 vs. San Francisco)
--------	--------------------------

### Largest Anaheim Stadium Attendance

67,959	(1989 vs. 49ers)
67,037	(1984 vs. Giants)
66,676	(1985 vs. Raiders)

### Largest Los Angeles Memorial Coliseum Attendance

102,368	(1957 vs. 49ers)
100,470	(1958 vs. Bears)
100,202	(1958 vs. Colts)

# REGULAR SEASON ATTENDANCE



Year	Yearly Totals			Home Totals			Away Totals		
	Att.	Games	Avg.	Att.	Games	Avg.	Att.	Games	Avg.
1937	110,118	11	10,011	47,500	5	9,500	62,618	6	10,436
1938 +	166,611	11	15,146	42,019	4	10,505	124,592	7	17,799
1939 #	178,514	11	16,229	106,107	6	17,685	72,407	5	14,481
1940	189,254	11	17,205	83,752	5	16,750	105,502	6	17,584
1941 %	221,713	11	20,156	76,210	5	15,242	145,503	6	24,251
1942 ^	150,111	11	13,646	68,770	5	13,754	81,341	6	13,557
1943	Suspended Play/W.W. II								
1944	187,188	10	18,719	40,378	3	13,459	146,810	7	20,973
1945	272,873	10	27,287	77,608	4	19,402	195,265	6	32,544
1946	469,825	11	42,711	212,368	5	42,474	257,457	6	42,910
1947	419,751	12	34,979	198,871	6	33,145	220,880	6	36,813
1948	361,115	12	30,093	190,078	6	31,680	171,037	6	28,506
1949	478,239	12	39,853	299,128	6	49,855	179,111	6	29,852
1950	354,618	12	29,552	160,826	6	26,804	193,792	6	32,299
1951	491,285	12	40,940	262,879	6	43,813	228,406	6	38,068
1952	507,112	11	46,101	287,967	5	57,593	219,145	6	36,524
1953	537,081	12	44,757	328,466	6	54,744	208,615	6	34,769
1954	553,647	12	46,137	326,586	6	54,431	227,061	6	37,844
1955	661,871	12	55,156	396,954	6	66,159	264,917	6	44,153
1956	611,081	12	50,923	367,138	6	61,190	243,943	6	40,657
1957	745,671	13	57,359	445,776	6	74,296	299,895	7	42,842
1958	756,575	12	63,048	502,354	6	83,726	254,221	6	42,370
1959	740,987	12	61,749	444,476	6	74,079	296,511	6	49,419
1960	635,340	12	52,945	370,341	6	61,724	264,999	6	44,167
1961	672,833	14	48,060	335,942	7	47,992	336,891	7	48,127
1962	600,761	14	42,912	290,708	7	41,530	310,053	7	44,293
1963	627,606	14	44,829	362,532	8	45,317	265,074	6	44,179
1964	685,378	14	48,956	384,346	7	54,907	301,032	7	43,005
1965	598,379	11	54,398	282,333	4	70,583	316,046	7	45,149
1966	697,015	14	49,787	348,432	7	49,776	348,583	7	49,798
1967	846,870	14	60,491	419,997	7	60,000	426,873	7	60,982
1968	841,484	14	60,106	455,891	7	65,127	385,593	7	55,085
1969	866,160	14	61,869	498,693	7	71,242	367,467	7	52,495
1970	908,979	14	64,927	499,427	7	71,347	409,552	7	58,507
1971	904,901	14	64,636	507,168	7	72,453	397,733	7	56,819
1972	902,844	14	64,489	507,229	7	72,461	395,615	7	56,516
1973	892,288	14	63,735	519,175	7	74,168	373,113	7	53,302
1974	824,614	14	58,901	493,972	7	70,567	330,642	7	47,235
1975	800,428	14	57,173	436,770	7	62,396	363,658	7	51,951
1976	839,848	14	59,989	441,986	7	63,141	397,862	7	56,837
1977	775,469	14	55,391	375,098	7	53,585	400,371	7	57,196
1978	865,837	16	54,115	427,103	8	53,388	438,734	8	54,842
1979	913,638	16	57,102	423,760	8	52,970	489,878	8	61,235
1980	994,421	16	62,151	500,250	8	62,531	494,171	8	61,771
1981	958,577	16	59,911	484,024	8	60,503	474,553	8	59,319
1982	462,733	9	51,415	258,451	5	51,690	204,282	4	51,071
1983	869,679	16	54,355	422,239	8	52,780	447,440	8	55,930
1984	860,135	16	53,758	435,637	8	54,455	424,498	8	53,062
1985	885,687	16	55,355	448,068	8	56,009	437,619	8	54,702
1986	955,435	16	59,715	474,282	8	59,285	481,153	8	60,144
1987	660,073	15	44,005	331,690	7	47,384	328,383	8	41,048
1988	951,304	16	59,457	435,749	8	54,469	515,555	8	64,444
1989	913,379	16	57,086	470,770	8	58,846	442,609	8	55,326
1990	935,877	16	58,492	479,356	8	59,920	456,521	8	57,065
1991	915,254	16	57,203	412,685	8	51,586	502,569	8	62,821
1992	871,135	16	54,446	382,486	8	47,811	488,649	8	61,081
1993	795,401	16	49,713	363,211	8	45,401	432,190	8	54,024
1994	791,657	16	49,479	338,497	8	42,312	453,160	8	56,645
1995	942,921	16	58,933	496,486	8	62,061	446,435	8	55,804
1996	890,186	16	55,637	484,734	8	60,592	405,452	8	50,682
1997	983,759	16	61,485	518,468	8	64,809	465,291	8	58,161
1998	881,007	16	55,063	431,113	8	53,889	449,894	8	56,237
1999	997,035	16	62,315	521,926	8	65,241	475,109	8	59,389
2000	1,086,483	16	67,905	528,402	8	66,505	558,081	8	69,760
2001	1,082,988	16	67,687	528,829	8	66,104	554,159	8	69,270
2002	1,073,461	16	67,091	528,498	8	66,062	544,963	8	68,120
2003	1,041,455	16	65,091	528,458	8	66,057	512,997	8	64,125
2004	1,061,001	16	66,313	527,384	8	65,923	533,617	8	66,702
2005	1,036,861	16	64,804	523,685	8	65,461	513,176	8	64,147
2006	1,046,325	16	65,395	522,610	8	65,326	523,715	8	65,464
<b>TOTALS</b>	<b>49,810,141</b>	<b>956</b>	<b>52,103</b>	<b>25,725,102</b>	<b>470</b>	<b>54,734</b>	<b>24,085,039</b>	<b>486</b>	<b>49,558</b>

+ Rams played Pittsburgh in New Orleans and were the road team

# Rams played Philadelphia in Colorado Springs and were the home team

% Rams played Pittsburgh in Akron and were the home team

^ Rams played Chicago Cardinals in Buffalo and were the road team



# TRAINING CAMP

The Rams will hold the team's second training camp under head coach Scott Linehan at the Russell Training Center in Earth City.

Players will report to training camp at the Russell Training Center on July 26 for their first practice on July 27 and will break camp on August 19. The 2007 training camp will mark the third consecutive year that the team has hosted training camp in Earth City, and the fourth time training camp will be held in St. Louis since the team relocated to the Gateway City in 1995. The Rams also held training camp in St. Louis, at Maryville University, in 1995.

## TRAINING CAMP FACTS

- LOCATION:** Russell Training Center, Earth City, Missouri.  
The Russell Training Center is located in Earth City, Missouri and is easily accessible from local interstate highways. From I-270, take I-70 West to the Earth City Expressway North exit. Proceed to the first light, making a right at Rider Trail North. Rams Park will be on your left-hand side in plain view.
- DATES:** Full squad workouts begin July 27 and run through August 19.
- INFORMATION:** Further information about Rams training camp can be obtained by calling the Rams at (314) 516-8852 or visiting [www.stlouisrams.com](http://www.stlouisrams.com).

## TRAINING CAMP LOCATIONS (1937-2007)

1937	Lake Erie College for Women, Painesville, OH
1938-41	Baldwin Wallace College, Berea, OH
1942, '44	Hiram College, Hiram, OH
1943	Suspended operations (World War II)
1945	Bowling Green University, Bowling Green, OH
1946	Compton College, Compton, CA
1947-48	Loyola University, Los Angeles, CA
1949-60	University of Redlands, Redlands, CA
1961-66	Chapman College, Orange, CA
1967-71	California State-Fullerton, Fullerton, CA
1972	California State-Long Beach, Long Beach, CA
1973-90	California State-Fullerton, Fullerton, CA
1991-92	University of California- Irvine, Irvine, CA
1993	California State-Fullerton, Fullerton, CA
1994	University of California- Irvine, Irvine, CA
1995	Maryville University, St. Louis, MO
1996-2004	Western Illinois University, Macomb, IL
2005-	Russell Training Center, St. Louis, MO



RB Steven Jackson looks to break a big run during a 2007 minicamp practice at the Russell Training Center.

# EDWARD JONES DOME



## BY THE NUMBERS

**Opened:**

November 12, 1995 (Rams 28, Carolina 10, Trans World Dome)

**Seating Capacity:**

66,000. The first 14 rows are retractable seats to provide space for meetings and trade shows.

**Size:**

205 feet high, 14 acres wide. The 12.5 acre roof structure weighs 10.4 million pounds. There were 262 miles, or 64,000 yards, of concrete used.

**Turf:**

FieldTurf.

FieldTurf is known for its grass-like surface, with soft fibers designed to eliminate the abrasions of traditional turf. A "synthetic earth" mixture of rounded silica sand, rubber granules and "Nike Grind" ground-up athletic shoe material surrounds the fibers.

**Cost:**

\$280 million

**Stadium Club:**

The Club Level has 42,500 square feet of bars, food service and hospitality space. No other stadium dedicates an entire concourse to its stadium club.

**Scoreboard System:**

Sony JumboTron, White Way Matrix Scoreboard. The two Sony JumboTrons stand 20 feet high and 26 feet wide and weigh 10,800 pounds. The system consumes a maximum of 62,330 watts of electricity.

**Restrooms:**

There are 968 public toilets, including 478 for women, 481 for men, and nine family restrooms.

## WHO IS EDWARD JONES?

Edward Jones, the only major financial-services firm advising individual investors exclusively, traces its roots to 1871 and currently serves more than 6 million clients. The firm offers its clients a variety of investments including certificates of deposit, taxable and non-taxable bonds, stocks and mutual funds.

The largest firm in the nation in terms of branch offices, Edward Jones currently has more than 9,000 offices in the United States and, through its affiliates, in Canada and the United Kingdom.

The Edward Jones interactive Web site is located at [www.edwardjones.com](http://www.edwardjones.com).

Edward Jones  
Dome



# RUSSELL TRAINING CENTER



The Russell Training Center.

- Officially Opened: June 20, 1996
- The 80-yard indoor domed practice field is 68,000 total square feet, one of the largest in the NFL, rising 65 feet high. The field uses FieldTurf, a synthetic surface with a grass-like feel.
- Located behind the building are three standard size football fields.
- Built by Clayco Construction Co., with O'Toole Design Associates serving as Interior Decorator.
- Next to the indoor facility is the 90,000 square-foot office building which includes:
  - 6,000 square-foot weight and training room
  - half-court basketball floor
  - two racquetball courts
  - spas, swimming pool, sauna, and steam room
  - 40-foot high lobby
  - 120-seat auditorium and 16 meeting rooms.



Indoor practice field at the Russell Training Center.

# RADIO NETWORK



Steve Savard, Jim Hanifan, and Malcolm Briggs

## 2007 ST. LOUIS RAMS ON RADIO

The St. Louis Rams Radio Network will feature the tandem of Steve Savard and Jim Hanifan, who will anchor gameday broadcasts on Rams Radio flagship station my103.3. Malcolm Briggs reports from the sideline to compliment Savard's call of the play-by-play action and expert commentary from Hanifan.

A native of St. Louis, Steve Savard enters his 10th season as a part of the Rams Radio Broadcast team, his eighth season doing play-by-play. Steve has called play-by-play for more St. Louis Rams' games than any other broadcaster. Steve is the Emmy Award winning Sports Director for News 4, KMOV-TV in St. Louis. Prior to his broadcast career, Steve was in training camp with the Dallas Cowboys for two seasons before a neck injury ended his career in 1987. He also attended Northwest Missouri State University where he was a two-time MIAA Conference first-team linebacker.

Arguably the finest offensive line coach in the history of professional football, Jim Hanifan enters his third season with Rams Radio this year. Hanifan joined Rams Radio after 31 seasons as an NFL Assistant and Head Coach. Jim served as Head Coach for The Big Red for six seasons starting in 1980 and has won two Super Bowls, with the Washington Redskins in 1991 and the Rams in 1999. In 2003, he released a book co-written with Rob Rains titled *Beyond Xs and Os: My 30 Years in the NFL*.

The Rams Radio my103.3 gameday broadcast includes a three-hour pre- and a two-hour postgame show including live locker room interviews with players and an exclusive "First Word" with Head Coach Scott Linehan immediately following each game.

Additional Rams programming on Rams Radio my103.3 includes *Rams' Rush Hour*, Monday through Friday from 7-8 p.m., including *The Coach Scott Linehan Show* on Monday nights. *The Steven Jackson Show* will be on Thursday nights. Gameday broadcasts may also be heard on one of the 23 affiliate stations on the Rams Radio Network.

## THE ST. LOUIS RAMS RADIO NETWORK

**MISSOURI:** KRZK-FM, Branson; KAPE-AM, Cape Girardeau; KTGR-AM, Columbia; KDEX-AM/FM, Dexter; KREI-AM, Farmington, KUNQ-FM, Houston; KWOS-AM, Jefferson City; KRMS-FM, Lake Ozark; KJFM-FM, Louisiana; KMEM-FM, Memphis; KKBL-FM, Monett; KKID-FM, Salem; KBHI-FM, Sikeston; KGMV-AM, Springfield; KLOU-FM, St Louis; KTRS-AM, St Louis, KSLQ-FM, Washington.

**ILLINOIS:** WHQQ-FM, Effingham; WMIX-AM, Mount Vernon; WTAD-AM, Quincy; WJBD-FM, Salem; WCVS-FM, Springfield; WAOX-FM, Staunton.

**IOWA:** KDMU-FM, Bloomfield.

**KANSAS:** KJML-FMM, Columbus.

**NEVADA:** KSHP-AM, Las Vegas.



# 550 KTRS



# STRONG TIES IN THE COMMUNITY

Since 1995, the St. Louis Rams have set the standard for professional sports franchises both on and off the field — by harnessing the power of sports. The Rams community outreach team, which includes the St. Louis Rams Foundation, supports programs designed to positively impact youth in the areas of education, literacy, health, recreation and youth football. Since moving to the Gateway City, the organization has donated more than \$6 million in cash, grants, merchandise and tickets to area charities. Allison Collinger serves as executive director of the foundation.

In addition to the financial contributions, the team works to integrate all of their unique resources including player participation, media exposure and establishing synergistic links between charities and team sponsors and partners. The Rams believe this comprehensive approach provides their charitable partners with the most beneficial relationship possible.

As such, the team's philanthropic philosophy is guided by three principles:

**Be Proactive:** *The Rams are dedicated to being innovative, forward thinkers.*

**Be Impactful:** *By leveraging the influence of professional athletes and the strength of the NFL, the Rams play a significant role in improving the lives of area youth.*

**Be Collaborative:** *Through strategic partnerships with area organizations, the Rams have proven to be an effective catalyst for change.*

The following pages aim at providing you a glimpse of what the team is doing to make the bi-state area a better place. For a more comprehensive look at the organization's off the field efforts, please visit [www.stlouisrams.com/offthefield](http://www.stlouisrams.com/offthefield).


## CORNERSTONE PROGRAMS

*In order to provide the greatest impact to the bi-state area, the Rams Foundation focuses the majority of its resources on the following cornerstone programs, designed to positively impact youth in the areas of education, literacy, health, recreation and youth football.*

### Community First Youth Ticket Program

Community First allows schools and non-profit youth organizations the opportunity to earn tickets to Rams home games by "putting the community first" and developing and implementing fitness, literacy and youth football service projects. The program goes beyond a simple volunteer initiative by encouraging civic participation and healthy decision-making.

The students address community needs while strengthening their mastery of academic subjects and good citizenship skills. The ultimate goal of the program is to expose kids to the overall benefits of volunteerism and instill a desire to continue contributing beyond this project. The program has generated more than 25,000 hours of community service since its inception in 1998.



### Diversity Awareness Partnership

An organization with a long tradition of embracing diversity, the Rams were the first professional sports team in the modern era to sign an African-American player — even before Jackie Robinson broke the color barrier in Major League Baseball. Years later, the team remains committed to promoting diversity and inclusion. After helping launch the Diversity Awareness Partnership (DAP) in 2000, the Rams have continued to unite over 100 organizations in the effort to reduce bias and discrimination, and promote the value of difference among the people of St. Louis. An example of this collaboration is the Edward Jones' Give Respect — Get Respect Youth Program that has engaged middle

and high school students, teachers and members of today's workforce in this pursuit of acceptance.

### Youth Football

The Rams have joined with the NFL to identify opportunities to enhance, promote and recognize positive aspects of football at every level. The team, along with the Tom Lombardo chapter of the National Football Foundation, has led the way in creating an Amateur Football Council, designed to support organizations committed to amateur football and to promote youth development, sportsmanship and academic excellence through youth football. As part of these efforts, the Rams host two training seminars: the Scott Linehan



High School Coaching Clinic and the USA Football Coaching School. Additional efforts include saluting the accomplishments of local high school coaches through the Coach of the Week program, recognizing divisional winners at Rams home games

and awarding grants to local youth football groups.

### Healthy Youth Partnership

The Healthy Youth Partnership (HYP) is a collaborative of more than 75 community organizations from diverse sectors, who have been brought together by the Rams Foundation and the Greater St. Louis Community Foundation, to combat youth obesity and advance the health of children and youth in the St. Louis, bi-state region.

Together, they are implementing a set of pilot programs, sharing best practices to improve current programming and building a network of resources to foster a regional commitment to health outcomes for the region's children.



### Huddle Up

The St. Louis Rams and CHARACTERplus have joined together to help educators integrate character building into classroom curricula. A web site has been developed that provides resources for classroom teachers including lesson plans. Teachers also have an opportunity to compete in a contest to recognize outstanding lesson plans that integrate character into core academics.



### Literacy Efforts

The Rams place a high priority on literacy and partner with area organizations to increase interest in reading and to provide free books for underserved communities.

Rams partners include Metropolitan Association of Public Libraries (MAPL), First Book — St. Louis and the Literacy Roundtable.

The Rams also encourage youth to tackle reading by joining the Rams Reader Team. The program targets kids from kindergarten to high school, and encourages them to visit their local library, sign up to be a Rams Reader Team member, and choose a book from the reading list created from suggestions by the St. Louis Rams football players, coaches, and chairman and owner, Georgia Frontiere.

To reinforce the importance of literacy, each week during the program, players visit libraries and schools to read to children.

### St. Louis Public Schools Rams Fitness Team

The Rams and St. Louis Public Schools have collaborated to create the Rams Fitness Team, a program being implemented in the St. Louis City schools that includes a flag football curriculum, training sessions with Rams personnel and a component on nutrition and lifetime fitness. The Rams Fitness Team also recognizes the importance of physical education teachers in today's schools, through the Physical Education Teacher of the Year program.

FOR MORE INFORMATION ON THE RAMS COMMUNITY OUTREACH EFFORTS,  
PLEASE VISIT [www.stlouisrams.com/offthefield](http://www.stlouisrams.com/offthefield).



# 2007 NFL SCHEDULE



Chicago Bears head coach George Halas watches from the sidelines as his team plays the Los Angeles Rams in front of a capacity crowd of more than 100,000 fans at the Coliseum in 1958.

(All Times Central)

## WEEK 1

Thursday, September 6

New Orleans at Indianapolis .....7:30 p.m.

Sunday, September 9

Denver at Buffalo .....12:00 p.m.

Pittsburgh at Cleveland .....12:00 p.m.

Philadelphia at Green Bay .....12:00 p.m.

Kansas City at Houston .....12:00 p.m.

Tennessee at Jacksonville .....12:00 p.m.

Atlanta at Minnesota .....12:00 p.m.

New England at N.Y. Jets .....12:00 p.m.

Carolina at St. Louis .....12:00 p.m.

Miami at Washington .....12:00 p.m.

Detroit at Oakland .....3:15 p.m.

Chicago at San Diego .....3:15 p.m.

Tampa Bay at Seattle .....3:15 p.m.

N.Y. Giants at Dallas .....7:15 p.m.

Monday, September 10

Baltimore at Cincinnati .....6:00 p.m.

Arizona at San Francisco .....9:15 p.m.

## WEEK 2

Sunday, September 16

Houston at Carolina .....12:00 p.m.

Cincinnati at Cleveland .....12:00 p.m.

Atlanta at Jacksonville .....12:00 p.m.

Green Bay at N.Y. Giants .....12:00 p.m.

Buffalo at Pittsburgh .....12:00 p.m.

San Francisco at St. Louis .....12:00 p.m.

New Orleans at Tampa Bay .....12:00 p.m.

Indianapolis at Tennessee .....12:00 p.m.

Seattle at Arizona .....3:05 p.m.

Minnesota at Detroit .....3:05 p.m.

Dallas at Miami .....3:05 p.m.

N.Y. Jets at Baltimore .....3:15 p.m.

Kansas City at Chicago .....3:15 p.m.

Oakland at Denver .....3:15 p.m.

San Diego at New England .....7:15 p.m.

Monday, September 17

Washington at Philadelphia .....7:30 p.m.

## WEEK 3

Sunday, September 23

Arizona at Baltimore .....12:00 p.m.

San Diego at Green Bay .....12:00 p.m.

Indianapolis at Houston .....12:00 p.m.

Minnesota at Kansas City .....12:00 p.m.

Buffalo at New England .....12:00 p.m.

Miami at N.Y. Jets .....12:00 p.m.

Detroit at Philadelphia .....12:00 p.m.

San Francisco at Pittsburgh .....12:00 p.m.

St. Louis at Tampa Bay .....12:00 p.m.

Jacksonville at Denver .....3:05 p.m.

Cleveland at Oakland .....3:05 p.m.

Cincinnati at Seattle .....3:05 p.m.

Carolina at Atlanta .....3:15 p.m.

N.Y. Giants at Washington .....3:15 p.m.

Dallas at Chicago .....7:15 p.m.

Monday, September 24

Tennessee at New Orleans .....7:30 p.m.

## WEEK 4

Sunday, September 30

(Open Dates: Jacksonville, New Orleans, Tennessee, Washington)

Houston at Atlanta .....12:00 p.m.

N.Y. Jets at Buffalo .....12:00 p.m.

Baltimore at Cleveland .....12:00 p.m.

St. Louis at Dallas .....12:00 p.m.

Chicago at Detroit .....12:00 p.m.

Oakland at Miami .....12:00 p.m.

Green Bay at Minnesota .....12:00 p.m.

Tampa Bay at Carolina .....3:05 p.m.

Seattle at San Francisco .....3:05 p.m.

Pittsburgh at Arizona .....3:15 p.m.

Denver at Indianapolis .....3:15 p.m.

Kansas City at San Diego .....3:15 p.m.

Philadelphia at N.Y. Giants .....7:15 p.m.

Monday, October 1

New England at Cincinnati .....7:30 p.m.

## WEEK 5

Sunday, October 7

(Open Dates: Cincinnati, Minnesota, Oakland, Philadelphia)

Miami at Houston .....12:00 p.m.

Jacksonville at Kansas City .....12:00 p.m.

Cleveland at New England .....12:00 p.m.

Carolina at New Orleans .....12:00 p.m.

N.Y. Jets at N.Y. Giants .....12:00 p.m.

Seattle at Pittsburgh .....12:00 p.m.

Arizona at St. Louis .....12:00 p.m.

Atlanta at Tennessee .....12:00 p.m.

Detroit at Washington .....12:00 p.m.

Tampa Bay at Indianapolis .....3:05 p.m.

San Diego at Denver .....3:15 p.m.

Baltimore at San Francisco .....3:15 p.m.

Chicago at Green Bay .....7:15 p.m.

Monday, October 8

Dallas at Buffalo .....7:30 p.m.

## WEEK 6

Sunday, October 15

(Open Dates: Buffalo, Denver, Detroit, Indianapolis, Pittsburgh, San Francisco)



5 Corey Chavous notched 120 tackles, one interception and seven passes defended in 2006, his first season with the Rams.

<b>St. Louis at Baltimore</b> .....	12:00 p.m.
Minnesota at Chicago .....	12:00 p.m.
Miami at Cleveland .....	12:00 p.m.
Washington at Green Bay .....	12:00 p.m.
Houston at Jacksonville .....	12:00 p.m.
Cincinnati at Kansas City .....	12:00 p.m.
Philadelphia at N.Y. Jets .....	12:00 p.m.
Tennessee at Tampa Bay .....	12:00 p.m.
Carolina at Arizona .....	3:05 p.m.
New England at Dallas .....	3:15 p.m.
Oakland at San Diego .....	3:15 p.m.
New Orleans at Seattle .....	7:15 p.m.
<b>Monday, October 15</b>	
N.Y. Giants at Atlanta .....	7:30 p.m.

#### WEEK 7

(Open Dates: Carolina, Cleveland, Green Bay, San Diego)

##### Sunday, October 21

Baltimore at Buffalo .....	12:00 p.m.
Minnesota at Dallas .....	12:00 p.m.
Tampa Bay at Detroit .....	12:00 p.m.
Tennessee at Houston .....	12:00 p.m.
New England at Miami .....	12:00 p.m.
San Francisco at N.Y. Giants .....	12:00 p.m.
Atlanta at New Orleans .....	12:00 p.m.
Arizona at Washington .....	12:00 p.m.
N.Y. Jets at Cincinnati .....	3:05 p.m.
Kansas City at Oakland .....	3:05 p.m.
Chicago at Philadelphia .....	3:15 p.m.
<b>St. Louis at Seattle</b> .....	3:15 p.m.
Pittsburgh at Denver .....	7:15 p.m.
<b>Monday, October 22</b>	
Indianapolis at Jacksonville .....	7:30 p.m.

#### WEEK 8

(Open Dates: Arizona, Atlanta, Baltimore, Dallas, Kansas City, Seattle)

##### Sunday, October 28

Indianapolis at Carolina .....	12:00 p.m.
Detroit at Chicago .....	12:00 p.m.
Pittsburgh at Cincinnati .....	12:00 p.m.
N.Y. Giants at Miami (LONDON) .....	12:00 p.m.
Philadelphia at Minnesota .....	12:00 p.m.
<b>Cleveland at St. Louis</b> .....	12:00 p.m.
Oakland at Tennessee .....	12:00 p.m.
Buffalo at N.Y. Jets .....	3:05 p.m.
Houston at San Diego .....	3:05 p.m.
Jacksonville at Tampa Bay .....	3:05 p.m.
Washington at New England .....	3:15 p.m.
New Orleans at San Francisco .....	3:15 p.m.
<b>Monday, October 29</b>	
Green Bay at Denver .....	7:30 p.m.

#### WEEK 9

(Open Dates: Chicago, Miami, N.Y. Giants, St. Louis)

##### Sunday, November 4

San Francisco at Atlanta .....	12:00 p.m.
Cincinnati at Buffalo .....	12:00 p.m.
Denver at Detroit .....	12:00 p.m.
Green Bay at Kansas City .....	12:00 p.m.
San Diego at Minnesota .....	12:00 p.m.
Jacksonville at New Orleans .....	12:00 p.m.
Washington at N.Y. Jets .....	12:00 p.m.
Arizona at Tampa Bay .....	12:00 p.m.
Carolina at Tennessee .....	12:00 p.m.
Seattle at Cleveland .....	3:05 p.m.
New England at Indianapolis .....	3:15 p.m.
Houston at Oakland .....	3:15 p.m.
Dallas at Philadelphia .....	7:15 p.m.
<b>Monday, November 5</b>	
Baltimore at Pittsburgh .....	7:30 p.m.

#### WEEK 10

(Open Dates: Houston, New England, N.Y. Jets, Tampa Bay)

##### Sunday, November 11

Atlanta at Carolina .....	12:00 p.m.
Minnesota at Green Bay .....	12:00 p.m.
Denver at Kansas City .....	12:00 p.m.
Buffalo at Miami .....	12:00 p.m.
<b>St. Louis at New Orleans</b> .....	12:00 p.m.
Cleveland at Pittsburgh .....	12:00 p.m.
Jacksonville at Tennessee .....	12:00 p.m.
Philadelphia at Washington .....	12:00 p.m.
Cincinnati at Baltimore .....	3:05 p.m.
Detroit at Arizona .....	3:15 p.m.
Dallas at N.Y. Giants .....	3:15 p.m.
Chicago at Oakland .....	3:15 p.m.
Indianapolis at San Diego .....	7:15 p.m.
<b>Monday, November 12</b>	
San Francisco at Seattle .....	7:30 p.m.

#### WEEK 11

##### Sunday, November 18

Tampa Bay at Atlanta .....	12:00 p.m.
Cleveland at Baltimore .....	12:00 p.m.
New England at Buffalo .....	12:00 p.m.
Arizona at Cincinnati .....	12:00 p.m.
Washington at Dallas .....	12:00 p.m.
Carolina at Green Bay .....	12:00 p.m.
New Orleans at Houston .....	12:00 p.m.
Kansas City at Indianapolis .....	12:00 p.m.
San Diego at Jacksonville .....	12:00 p.m.
Oakland at Minnesota .....	12:00 p.m.
Pittsburgh at N.Y. Jets .....	12:00 p.m.
Miami at Philadelphia .....	12:00 p.m.
N.Y. Giants at Detroit .....	3:15 p.m.
<b>St. Louis at San Francisco</b> .....	3:15 p.m.
Chicago at Seattle * .....	7:15 p.m.
<b>Monday, November 19</b>	
Tennessee at Denver .....	7:30 p.m.

#### WEEK 12

##### Thursday, November 22

Green Bay at Detroit .....	11:30 a.m.
N.Y. Jets at Dallas .....	3:15 p.m.
Indianapolis at Atlanta .....	7:15 p.m.

##### Sunday, November 25

New Orleans at Carolina .....	12:00 p.m.
Denver at Chicago .....	12:00 p.m.
Tennessee at Cincinnati .....	12:00 p.m.
Houston at Cleveland .....	12:00 p.m.
Buffalo at Jacksonville .....	12:00 p.m.
Oakland at Kansas City .....	12:00 p.m.
Minnesota at N.Y. Giants .....	12:00 p.m.
<b>Seattle at St. Louis</b> .....	12:00 p.m.
Washington at Tampa Bay .....	12:00 p.m.
San Francisco at Arizona .....	3:05 p.m.
Baltimore at San Diego .....	3:15 p.m.
Philadelphia at New England * .....	7:15 p.m.
<b>Monday, November 26</b>	
Miami at Pittsburgh .....	7:30 p.m.

#### WEEK 13

##### Thursday, November 29

Green Bay at Dallas .....	7:15 p.m.
<b>Sunday, December 2</b>	
San Francisco at Carolina .....	12:00 p.m.

Jacksonville at Indianapolis	12:00 p.m.
San Diego at Kansas City	12:00 p.m.
N.Y. Jets at Miami	12:00 p.m.
Detroit at Minnesota	12:00 p.m.
Tampa Bay at New Orleans	12:00 p.m.
Seattle at Philadelphia	12:00 p.m.
<b>Atlanta at St. Louis</b>	<b>12:00 p.m.</b>
Houston at Tennessee	12:00 p.m.
Buffalo at Washington	12:00 p.m.
Cleveland at Arizona	3:05 p.m.
Denver at Oakland	3:05 p.m.
N.Y. Giants at Chicago	3:15 p.m.
Cincinnati at Pittsburgh *	7:15 p.m.
<b>Monday, December 3</b>	
New England at Baltimore	7:30 p.m.

#### WEEK 14

<b>Thursday, December 6</b>	
Chicago at Washington	7:15 p.m.
<b>Sunday, December 9</b>	
Miami at Buffalo	12:00 p.m.
<b>St. Louis at Cincinnati</b>	<b>12:00 p.m.</b>
Dallas at Detroit	12:00 p.m.
Oakland at Green Bay	12:00 p.m.
Tampa Bay at Houston	12:00 p.m.
Carolina at Jacksonville	12:00 p.m.
Pittsburgh at New England	12:00 p.m.
N.Y. Giants at Philadelphia	12:00 p.m.
San Diego at Tennessee	12:00 p.m.
Minnesota at San Francisco	3:05 p.m.
Arizona at Seattle	3:05 p.m.
Kansas City at Denver	3:15 p.m.
Cleveland at N.Y. Jets	3:15 p.m.
Indianapolis at Baltimore *	7:15 p.m.
<b>Monday, December 10</b>	
New Orleans at Atlanta	7:30 p.m.

#### WEEK 15

<b>Thursday, December 13</b>	
Denver at Houston	7:15 p.m.
<b>Saturday, December 15</b>	
Cincinnati at San Francisco	7:15 p.m.
<b>Sunday, December 16</b>	
Seattle at Carolina	12:00 p.m.
Buffalo at Cleveland	12:00 p.m.
Tennessee at Kansas City	12:00 p.m.
Baltimore at Miami	12:00 p.m.
N.Y. Jets at New England	12:00 p.m.
Arizona at New Orleans	12:00 p.m.
Jacksonville at Pittsburgh	12:00 p.m.
<b>Green Bay at St. Louis</b>	<b>12:00 p.m.</b>
Atlanta at Tampa Bay	12:00 p.m.
Indianapolis at Oakland	3:05 p.m.
Philadelphia at Dallas	3:15 p.m.
Detroit at San Diego	3:15 p.m.
Washington at N.Y. Giants *	7:15 p.m.
<b>Monday, December 17</b>	
Chicago at Minnesota	7:30 p.m.

#### WEEK 16

<b>Thursday, December 20</b>	
<b>Pittsburgh at St. Louis</b>	<b>7:15 p.m.</b>
<b>Saturday, December 22</b>	
Dallas at Carolina	7:15 p.m.
<b>Sunday, December 23</b>	
N.Y. Giants at Buffalo	12:00 p.m.
Green Bay at Chicago	12:00 p.m.
Cleveland at Cincinnati	12:00 p.m.
Kansas City at Detroit	12:00 p.m.
Houston at Indianapolis	12:00 p.m.
Oakland at Jacksonville	12:00 p.m.
Washington at Minnesota	12:00 p.m.
Miami at New England	12:00 p.m.
Philadelphia at New Orleans	12:00 p.m.
Atlanta at Arizona	3:05 p.m.
Baltimore at Seattle	3:15 p.m.
N.Y. Jets at Tennessee	3:15 p.m.
Tampa Bay at San Francisco *	7:15 p.m.
<b>Monday, December 24</b>	
Denver at San Diego	7:00 p.m.

#### WEEK 17

<b>Saturday, December 29</b>	
New England at N.Y. Giants	7:15 p.m.
<b>Sunday, December 30</b>	
Seattle at Atlanta	12:00 p.m.
Pittsburgh at Baltimore	12:00 p.m.
New Orleans at Chicago	12:00 p.m.
San Francisco at Cleveland	12:00 p.m.
Detroit at Green Bay	12:00 p.m.
Jacksonville at Houston	12:00 p.m.
Tennessee at Indianapolis	12:00 p.m.
Cincinnati at Miami	12:00 p.m.
Buffalo at Philadelphia	12:00 p.m.
Carolina at Tampa Bay	12:00 p.m.
Dallas at Washington	12:00 p.m.
St. Louis at Arizona	3:15 p.m.
Minnesota at Denver	3:15 p.m.
San Diego at Oakland	3:15 p.m.
Kansas City at N.Y. Jets *	7:15 p.m.

\* - Sunday night games in Weeks 11-17 subject to change

#### POSTSEASON

**Wild Card Weekend -- January 5-6**  
(NBC, CBS, and FOX)  
**Divisional Playoffs -- January 12-13**  
(CBS and FOX)  
**Conference Championships -- Sunday, January 20**  
(CBS and FOX)  
**Super Bowl XLII -- Sunday, February 3 -- University of Phoenix Stadium, Glendale, Arizona (FOX)**  
**AFC-NFC Pro Bowl -- Sunday, February 10 -- Aloha Stadium, Honolulu, Hawaii (FOX)**



Rams general manager Pete Rozelle, left, offers a head coaching contract to former Rams player Bob Waterfield. Rozelle later went on to be the commissioner of the NFL.















**RAMS  
FAN.**

**BUD MAN.**



**RESPONSIBILITY MATTERS**  
©2007 Anheuser-Busch, Inc. Budweiser® Beer, St. Louis, MO



ST. LOUIS RAMS 2007 MEDIA GUIDE

